

# 2024

## EQUIPMENT GUIDE

**Moose**  
RACING®







PICTURED ABOVE: STEVEN HARRELL (2023 GNCC XC2 CHAMPION), COLE RICHARDSON, JOEL HETRICK (2023 ATV MOTOCROSS CHAMPION), ADAM MCGILL, BRYCEN NEAL (2023 GNCC XC1 CHAMPION), JARROD MCCLURE









PICTURED ABOVE: MIKE WITKOWSKI, LIAM DRAPER (2023 GNCC XC2 CHAMPION), KYLE PETERS (2023 ARENACROSS CHAMPION), WILL RIORDAN, TAYLA JONES





In 1986 a group of riders decided to find a way to make their trail experiences better, and their efforts evolved into Moose Racing. A few trail tools and hard parts soon became the standard for outfitting riders from head to toe in stylish and functional gear. Since then, Moose Racing has evolved into a global giant providing both rider and machine with the largest selection of off-road products on the market.

|                        |            |                      |            |                     |            |
|------------------------|------------|----------------------|------------|---------------------|------------|
| APPAREL.....           | <b>006</b> | BIKE CONTROLS.....   | <b>122</b> | BIKE EXHAUST.....   | <b>326</b> |
| HELMETS & GOGGLES..... | <b>038</b> | BIKE SUSPENSION..... | <b>166</b> | BIKE WHEELS.....    | <b>336</b> |
| RIDER ARMOR.....       | <b>048</b> | BIKE BRAKING.....    | <b>194</b> | BICYCLE.....        | <b>354</b> |
| OUTERWEAR.....         | <b>060</b> | BIKE DRIVE.....      | <b>216</b> | GARAGE & PROMO..... | <b>358</b> |
| YOUTH GEAR.....        | <b>066</b> | BIKE BEARINGS.....   | <b>242</b> | GARMENT SIZING..... | <b>386</b> |
| LUGGAGE & PACKS.....   | <b>084</b> | BIKE ENGINE.....     | <b>264</b> |                     |            |
| BIKE BODY.....         | <b>100</b> | BIKE ELECTRICAL..... | <b>312</b> |                     |            |



# SAHARA

Born out of a necessity to stay cool in the hottest of conditions, the 2024 SAHARA line-up continues a long standing tradition of Moose Racing providing the best ventilated gear on the planet. Whether you are in the deserts of the Southwest, battling the muggy swamps of the South or beating the mid-August heat anywhere your ride takes you, Sahara is the only gear you want.

## SAHARA™ JERSEY


- Lightweight Ventilated Polyester Mesh
- Non-Fading Sublimated Graphics
- Performance Enhancing Airflow
- Stretch Comfort Collar
- Athletic Fit
- Pro-Rider Tested
- Available in sizes SM - 3X (see sizing chart on page 386)

## SAHARA™ PANT

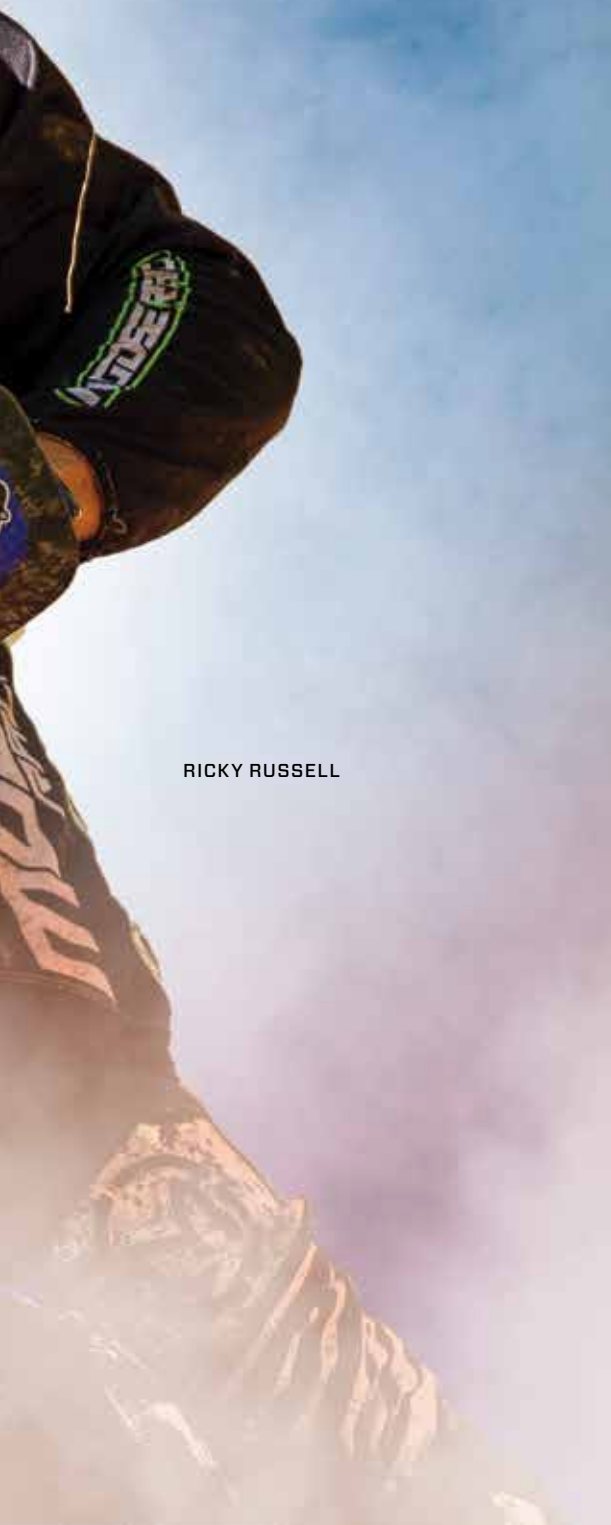
- High Density Screen Printed Durable Knee Panels
- Pre-Curved Leg for Ergonomic Riding Position
- Lightweight Ventilated Polyester Mesh
- Full Grain Leather Inner Knee Panels
- 3-Point Waist Adjustment System
- Non-Fading Sublimated Graphics
- YKK® Auto Locking zipper
- Athletic -Fit Stretch Panels
- Pro-Rider Tested
- Available in sizes 28" - 42" (see sizing chart on page 386)

**YKK**

Little Parts. Big Difference.







RICKY RUSSELL



**BLACK/WHITE/MULTI**

**JERSEY - \$49<sup>95</sup> - \$54<sup>95</sup>**

**PANT - \$139<sup>95</sup>**

| SIZE | JERSEY    | SIZE | PANT       |
|------|-----------|------|------------|
| SM   | 2910-7438 | 28   | 2901-10731 |
| MD   | 2910-7439 | 30   | 2901-10732 |
| LG   | 2910-7440 | 32   | 2901-10733 |
| XL   | 2910-7441 | 34   | 2901-10734 |
| 2X   | 2910-7442 | 36   | 2901-10735 |
| 3X   | 2910-7443 | 38   | 2901-10736 |
| -    | -         | 40   | 2901-10737 |
| -    | -         | 42   | 2901-10738 |

APPAREL

HELMETS & GOGGLES

RIDER ARMOR

OUTERWEAR

YOUTH

LUGGAGE & PACKS

BIKE BODY

BIKE CONTROLS

BIKE SUSPENSION

BIKE BRAKING

BIKE DRIVE

BIKE BEARINGS

BIKE ENGINE

BIKE ELECTRICAL

BIKE EXHAUST

BIKE WHEELS

BICYCLE

GARAGE & PROMO

SIZING CHART



**SAHARA**



**BLACK/WHITE**

**JERSEY - \$49<sup>95</sup> - \$54<sup>95</sup>**  
**PANT - \$139<sup>95</sup>**

| SIZE | JERSEY    | SIZE | PANT       |
|------|-----------|------|------------|
| SM   | 2910-7420 | 28   | 2901-10707 |
| MD   | 2910-7421 | 30   | 2901-10708 |
| LG   | 2910-7422 | 32   | 2901-10709 |
| XL   | 2910-7423 | 34   | 2901-10710 |
| 2X   | 2910-7424 | 36   | 2901-10711 |
| 3X   | 2910-7425 | 38   | 2901-10712 |
| -    | -         | 40   | 2901-10713 |
| -    | -         | 42   | 2901-10714 |

**RED/WHITE**

**JERSEY - \$49<sup>95</sup> - \$54<sup>95</sup>**  
**PANT - \$139<sup>95</sup>**

| SIZE | JERSEY    | SIZE | PANT       |
|------|-----------|------|------------|
| SM   | 2910-7426 | 28   | 2901-10715 |
| MD   | 2910-7427 | 30   | 2901-10716 |
| LG   | 2910-7428 | 32   | 2901-10717 |
| XL   | 2910-7429 | 34   | 2901-10718 |
| 2X   | 2910-7430 | 36   | 2901-10719 |
| 3X   | 2910-7431 | 38   | 2901-10720 |
| -    | -         | 40   | 2901-10721 |
| -    | -         | 42   | 2901-10722 |



APPAREL

HELMETS & GOGGLES

RIDER ARMOR

OUTERWEAR

YOUTH

LUGGAGE & PACKS

BIKE BODY

BIKE CONTROLS

BIKE SUSPENSION

BIKE BRAKING

BIKE DRIVE

BIKE BEARINGS

BIKE ENGINE

BIKE ELECTRICAL

BIKE EXHAUST

BIKE WHEELS

BICYCLE

GARAGE & PROMO

SIZING CHART



**BLACK/PINK**  
 JERSEY - \$49.95 - \$54.95  
 PANT - \$139.95

| SIZE | JERSEY    | SIZE | PANT       |
|------|-----------|------|------------|
| SM   | 2910-7450 | 28   | 2901-10747 |
| MD   | 2910-7451 | 30   | 2901-10748 |
| LG   | 2910-7452 | 32   | 2901-10749 |
| XL   | 2910-7453 | 34   | 2901-10750 |
| 2X   | 2910-7454 | 36   | 2901-10751 |
| 3X   | 2910-7455 | 38   | 2901-10752 |
| -    | -         | 40   | 2901-10753 |
| -    | -         | 42   | 2901-10754 |

**PURPLE/GREEN**  
 JERSEY - \$49.95 - \$54.95  
 PANT - \$149.95

| SIZE | JERSEY    | SIZE | PANT       |
|------|-----------|------|------------|
| SM   | 2910-7228 | 28   | 2901-10410 |
| MD   | 2910-7229 | 30   | 2901-10411 |
| LG   | 2910-7230 | 32   | 2901-10412 |
| XL   | 2910-7231 | 34   | 2901-10413 |
| 2X   | 2910-7232 | 36   | 2901-10414 |
| 3X   | 2910-7233 | 38   | 2901-10415 |
| -    | -         | 40   | 2901-10416 |
| -    | -         | 42   | 2901-10417 |



## AGROID

The performance fit chassis of Agroid™ offers extreme ease of movement on and off the bike with flexible, breathable materials.

### AGROID JERSEY

- Light-weight stretch polyester chassis
- Highly ventilated stretch mesh back panel
- Custom stretch collar
- Quick drying fabric
- Non-restrictive stretch mini cuffs
- High-quality sublimated graphics
- Available in sizes SM - 3X (see sizing chart on page 386)

### AGROID PANT

- Light-weight durable stretch polyester woven chassis
- Stretch knee area for slim fit over knee braces or guards
- Double-layer knee system with extended leather outer and inner knee guard
- Laser cut vent holes
- High-quality sublimated graphics
- Pre-bent ergonomic pant design
- 3-point waist adjustment system
- High quality YKK® zipper
- Available in sizes 28" - 42" (see sizing chart on page 386)

**YKK**

*Little Parts. Big Difference...*



RACHAEL ARCHER  
2023 SPRINT ENDURO CHAMPION  
2023 GNCC CHAMPION





**NEW**



**RED/WHITE/BLUE**

**JERSEY - \$54.<sup>95</sup> - \$59.<sup>95</sup>**

**PANT - \$159.<sup>95</sup>**

| SIZE | JERSEY    | SIZE | PANT       |
|------|-----------|------|------------|
| SM   | 2910-7500 | 28   | 2901-10905 |
| MD   | 2910-7501 | 30   | 2901-10906 |
| LG   | 2910-7502 | 32   | 2901-10907 |
| XL   | 2910-7503 | 34   | 2901-10908 |
| 2X   | 2910-7504 | 36   | 2901-10909 |
| 3X   | 2910-7505 | 38   | 2901-10910 |
| -    | -         | 40   | 2901-10911 |
| -    | -         | 42   | 2901-10912 |

**APPAREL**

HELMETS & GOGGLES

RIDER ARMOR

OUTERWEAR

YOUTH

LUGGAGE & PACKS

BIKE BODY

BIKE CONTROLS

BIKE SUSPENSION

BIKE BRAKING

BIKE DRIVE

BIKE BEARINGS

BIKE ENGINE

BIKE ELECTRICAL

BIKE EXHAUST

BIKE WHEELS

BICYCLE

GARAGE & PROMO

SIZING CHART



**AGROID** **NEW**



**BLUE/ORANGE**

JERSEY - \$54.<sup>95</sup> - \$59.<sup>95</sup>

PANT - \$159.<sup>95</sup>

| SIZE | JERSEY    | SIZE | PANT       |
|------|-----------|------|------------|
| SM   | 2910-7488 | 28   | 2901-10889 |
| MD   | 2910-7489 | 30   | 2901-10890 |
| LG   | 2910-7490 | 32   | 2901-10891 |
| XL   | 2910-7491 | 34   | 2901-10892 |
| 2X   | 2910-7492 | 36   | 2901-10893 |
| 3X   | 2910-7493 | 38   | 2901-10894 |
| -    | -         | 40   | 2901-10895 |
| -    | -         | 42   | 2901-10896 |

**GRAY/BLUE**

JERSEY - \$54.<sup>95</sup> - \$59.<sup>95</sup>

PANT - \$159.<sup>95</sup>

| SIZE | JERSEY    | SIZE | PANT       |
|------|-----------|------|------------|
| SM   | 2910-7494 | 28   | 2901-10897 |
| MD   | 2910-7495 | 30   | 2901-10898 |
| LG   | 2910-7496 | 32   | 2901-10899 |
| XL   | 2910-7497 | 34   | 2901-10900 |
| 2X   | 2910-7498 | 36   | 2901-10901 |
| 3X   | 2910-7499 | 38   | 2901-10902 |
| -    | -         | 40   | 2901-10903 |
| -    | -         | 42   | 2901-10904 |



HELMETS & GOGGLES

RIDER ARMOR

OUTERWEAR

YOUTH

BAGGAGE & BACKS

BIKE

BIKE CONTROLS

BIKE SUSPENSION

BIKE BRAKING

BIKE DRIVE

BIKE BEARINGS

BIKE ENGINE

BIKE ELECTRICAL

BIKE EXHAUST

BIKE WHEELS

BICYCLE

GARAGE & PROMO

SIZING CHART



**STEALTH**

**JERSEY - \$54.<sup>95</sup> - \$59.<sup>95</sup>**

**PANT - \$159.<sup>95</sup>**

| SIZE | JERSEY    | SIZE | PANT       |
|------|-----------|------|------------|
| SM   | 2910-7506 | 28   | 2901-10913 |
| MD   | 2910-7507 | 30   | 2901-10914 |
| LG   | 2910-7508 | 32   | 2901-10915 |
| XL   | 2910-7509 | 34   | 2901-10916 |
| 2X   | 2910-7510 | 36   | 2901-10917 |
| 3X   | 2910-7511 | 38   | 2901-10918 |
| -    | -         | 40   | 2901-10919 |
| -    | -         | 42   | 2901-10920 |

**GRAY/YELLOW**

**JERSEY - \$54.<sup>95</sup> - \$59.<sup>95</sup>**

**PANT - \$159.<sup>95</sup>**

| SIZE | JERSEY    | SIZE | PANT       |
|------|-----------|------|------------|
| SM   | 2910-7512 | 28   | 2901-10921 |
| MD   | 2910-7513 | 30   | 2901-10922 |
| LG   | 2910-7514 | 32   | 2901-10923 |
| XL   | 2910-7515 | 34   | 2901-10924 |
| 2X   | 2910-7516 | 36   | 2901-10925 |
| 3X   | 2910-7517 | 38   | 2901-10926 |
| -    | -         | 40   | 2901-10927 |
| -    | -         | 42   | 2901-10928 |



# AGROID



**BLACK/RED/YELLOW**

JERSEY - \$54.<sup>95</sup> - \$64.<sup>95</sup>  
 PANT - \$139.<sup>95</sup>

| SIZE | JERSEY    | SIZE | PANT       |
|------|-----------|------|------------|
| SM   | 2910-7390 | 28   | 2901-10667 |
| MD   | 2910-7391 | 30   | 2901-10668 |
| LG   | 2910-7392 | 32   | 2901-10669 |
| XL   | 2910-7393 | 34   | 2901-10670 |
| 2X   | 2910-7394 | 36   | 2901-10671 |
| 3X   | 2910-7395 | 38   | 2901-10672 |
| -    | -         | 40   | 2901-10673 |
| -    | -         | 42   | 2901-10674 |

**BLACK/PINK/PURPLE**

JERSEY - \$54.<sup>95</sup> - \$64.<sup>95</sup>  
 PANT - \$139.<sup>95</sup>

| SIZE | JERSEY    | SIZE | PANT       |
|------|-----------|------|------------|
| SM   | 2910-7396 | 28   | 2901-10675 |
| MD   | 2910-7397 | 30   | 2901-10676 |
| LG   | 2910-7398 | 32   | 2901-10677 |
| XL   | 2910-7399 | 34   | 2901-10678 |
| 2X   | 2910-7400 | 36   | 2901-10679 |
| 3X   | 2910-7401 | 38   | 2901-10680 |
| -    | -         | 40   | 2901-10681 |
| -    | -         | 42   | 2901-10682 |

APPAREL

HELMETS & GOGGLES

RIDER ARMOR

OUTERWEAR

YOUTH

GUGGAGE & PACKS

BIKE BODY

BIKE CONTROLS

BIKE SUSPENSION

BIKE BRAKING

BIKE DRIVE

BIKE BEARINGS

BIKE ENGINE

BIKE ELECTRICAL

BIKE EXHAUST

BIKE WHEELS

BICYCLE

GARAGE & PROMO

SIZING CHART



**RED/WHITE/BLUE**

JERSEY - \$54.95 - \$64.95  
PANT - \$139.95

| SIZE | JERSEY    | SIZE | PANT       |
|------|-----------|------|------------|
| SM   | 2910-7402 | 28   | 2901-10683 |
| MD   | 2910-7403 | 30   | 2901-10684 |
| LG   | 2910-7404 | 32   | 2901-10685 |
| XL   | 2910-7405 | 34   | 2901-10686 |
| 2X   | 2910-7406 | 36   | 2901-10687 |
| 3X   | 2910-7407 | 38   | 2901-10688 |
| -    | -         | 40   | 2901-10689 |
| -    | -         | 42   | 2901-10690 |

**OLIVE/TAN**

JERSEY - \$54.95 - \$64.95  
PANT - \$139.95

| SIZE | JERSEY    | SIZE | PANT       |
|------|-----------|------|------------|
| SM   | 2910-7408 | 28   | 2901-10691 |
| MD   | 2910-7409 | 30   | 2901-10692 |
| LG   | 2910-7410 | 32   | 2901-10693 |
| XL   | 2910-7411 | 34   | 2901-10694 |
| 2X   | 2910-7412 | 36   | 2901-10695 |
| 3X   | 2910-7413 | 38   | 2901-10696 |
| -    | -         | 40   | 2901-10697 |
| -    | -         | 42   | 2901-10698 |



**QUALIFIER**

**NEW**

Many manufacturers have thrown their hat into the entry level gear ring, but nobody has done it longer, or better, than Moose Racing. In 2024 we continue to raise the stakes with our **QUALIFIER** racewear, made with quality materials and good looks that won't send your wallet into a tailspin. When everyone is showering you with compliments on how great you look during your next ride, you can just smile knowing they spent way too much on their gear.

**QUALIFIER JERSEY**

- Non-Fading Sublimated Graphics
- Durable Polyester Fabric
- Performance-Fitted Cuffs
- Relaxed Fit
- Pro-Rider Tested
- Available in sizes SM - 5X  
(see sizing chart on page 386)

**QUALIFIER PANT**

- High Denier Abrasion Resistant Polyester
- Pre-Curved Leg for Ergonomic Riding Position
- 3-Point Waist Adjustment System
- Non-Fading Sublimated Graphics
- YKK® Auto Locking zipper
- Athletic -Fit Stretch Panels
- Pro-Rider Tested
- Available in sizes 28" - 54"  
(see sizing chart on page 386)

**YKK**

Little Parts. Big Difference.



JOJO CUNNINGHAM  
2023 GNCC 250A CHAMPION

**NEW**



**GREEN/TAN**  
**JERSEY - \$39<sup>95</sup> - \$44<sup>95</sup>**  
**PANT - \$79<sup>95</sup> - \$89<sup>95</sup>**

| SIZE | JERSEY    | SIZE | PANT       |
|------|-----------|------|------------|
| SM   | 2910-7542 | 28   | 2901-10847 |
| MD   | 2910-7543 | 30   | 2901-10848 |
| LG   | 2910-7544 | 32   | 2901-10849 |
| XL   | 2910-7545 | 34   | 2901-10850 |
| 2X   | 2910-7546 | 36   | 2901-10851 |
| 3X   | 2910-7547 | 38   | 2901-10852 |
| 4X   | 2910-7548 | 40   | 2901-10853 |
| 5X   | 2910-7549 | 42   | 2901-10854 |
|      |           | 44   | 2901-10855 |
|      |           | 46   | 2901-10856 |
|      |           | 48   | 2901-10857 |
|      |           | 50   | 2901-10858 |
|      |           | 52   | 2901-10859 |
|      |           | 54   | 2901-10860 |



**PINK/TEAL**  
**JERSEY - \$39<sup>95</sup> - \$44<sup>95</sup>**  
**PANT - \$79<sup>95</sup> - \$89<sup>95</sup>**

| SIZE | JERSEY    | SIZE | PANT       |
|------|-----------|------|------------|
| SM   | 2910-7518 | 28   | 2901-10805 |
| MD   | 2910-7519 | 30   | 2901-10806 |
| LG   | 2910-7520 | 32   | 2901-10807 |
| XL   | 2910-7521 | 34   | 2901-10808 |
| 2X   | 2910-7522 | 36   | 2901-10809 |
| 3X   | 2910-7523 | 38   | 2901-10810 |
| 4X   | 2910-7524 | 40   | 2901-10811 |
| 5X   | 2910-7525 | 42   | 2901-10812 |
|      |           | 44   | 2901-10813 |
|      |           | 46   | 2901-10814 |
|      |           | 48   | 2901-10815 |
|      |           | 50   | 2901-10816 |
|      |           | 52   | 2901-10817 |
|      |           | 54   | 2901-10818 |

APPAREL

HELMETS & GOGGLES

RIDER ARMOR

OUTERWEAR

YOUTH

LUGGAGE & PACKS

BIKE BODY

BIKE CONTROLS

BIKE SUSPENSION

BIKE BRAKING

BIKE DRIVE

BIKE BEARINGS

BIKE ENGINE

BIKE ELECTRICAL

BIKE EXHAUST

BIKE WHEELS

BICYCLE

GARAGE & PROMO

SIZING CHART



**QUALIFIER**

**NEW**



**BLUE/BLACK**

JERSEY - \$39<sup>95</sup> - \$44<sup>95</sup>  
 PANT - \$79<sup>95</sup> - \$89<sup>95</sup>

| SIZE | JERSEY    | SIZE | PANT       |
|------|-----------|------|------------|
| SM   | 2910-7534 | 28   | 2901-10833 |
| MD   | 2910-7535 | 30   | 2901-10834 |
| LG   | 2910-7536 | 32   | 2901-10835 |
| XL   | 2910-7537 | 34   | 2901-10836 |
| 2X   | 2910-7538 | 36   | 2901-10837 |
| 3X   | 2910-7539 | 38   | 2901-10838 |
| 4X   | 2910-7540 | 40   | 2901-10839 |
| 5X   | 2910-7541 | 42   | 2901-10840 |
|      |           | 44   | 2901-10841 |
|      |           | 46   | 2901-10842 |
|      |           | 48   | 2901-10843 |
|      |           | 50   | 2901-10844 |
|      |           | 52   | 2901-10845 |
|      |           | 54   | 2901-10846 |

**RED/BLACK**

JERSEY - \$39<sup>95</sup> - \$44<sup>95</sup>  
 PANT - \$79<sup>95</sup> - \$89<sup>95</sup>

| SIZE | JERSEY    | SIZE | PANT       |
|------|-----------|------|------------|
| SM   | 2910-7550 | 28   | 2901-10861 |
| MD   | 2910-7551 | 30   | 2901-10862 |
| LG   | 2910-7552 | 32   | 2901-10863 |
| XL   | 2910-7553 | 34   | 2901-10864 |
| 2X   | 2910-7554 | 36   | 2901-10865 |
| 3X   | 2910-7555 | 38   | 2901-10866 |
| 4X   | 2910-7556 | 40   | 2901-10867 |
| 5X   | 2910-7557 | 42   | 2901-10868 |
|      |           | 44   | 2901-10869 |
|      |           | 46   | 2901-10870 |
|      |           | 48   | 2901-10871 |
|      |           | 50   | 2901-10872 |
|      |           | 52   | 2901-10873 |
|      |           | 54   | 2901-10874 |

APPAREL

HELMETS & GOGGLES

RIDER ARMOR

OUTERWEAR

YOUTH

LUGGAGE & PACKS

BIKE BODY

BIKE CONTROLS

BIKE SUSPENSION

BIKE BRAKING

BIKE DRIVE

BIKE BEARINGS

BIKE ENGINE

BIKE ELECTRICAL

BIKE EXHAUST

BIKE WHEELS

BICYCLE

GARAGE & PROMO

SIZING CHART



**ORANGE/BLUE**

JERSEY - \$39.95 - \$44.95  
PANT - \$79.95 - \$89.95

| SIZE | JERSEY    | SIZE | PANT       |
|------|-----------|------|------------|
| SM   | 2910-7526 | 28   | 2901-10819 |
| MD   | 2910-7527 | 30   | 2901-10820 |
| LG   | 2910-7528 | 32   | 2901-10821 |
| XL   | 2910-7529 | 34   | 2901-10822 |
| 2X   | 2910-7530 | 36   | 2901-10823 |
| 3X   | 2910-7531 | 38   | 2901-10824 |
| 4X   | 2910-7532 | 40   | 2901-10825 |
| 5X   | 2910-7533 | 42   | 2901-10826 |
|      |           | 44   | 2901-10827 |
|      |           | 46   | 2901-10828 |
|      |           | 48   | 2901-10829 |
|      |           | 50   | 2901-10830 |
|      |           | 52   | 2901-10831 |
|      |           | 54   | 2901-10832 |

**STEALTH**

JERSEY - \$39.95 - \$44.95  
PANT - \$79.95 - \$89.95

| SIZE | JERSEY    | SIZE | PANT       |
|------|-----------|------|------------|
| SM   | 2910-7558 | 28   | 2901-10875 |
| MD   | 2910-7559 | 30   | 2901-10876 |
| LG   | 2910-7560 | 32   | 2901-10877 |
| XL   | 2910-7561 | 34   | 2901-10878 |
| 2X   | 2910-7562 | 36   | 2901-10879 |
| 3X   | 2910-7563 | 38   | 2901-10880 |
| 4X   | 2910-7564 | 40   | 2901-10881 |
| 5X   | 2910-7565 | 42   | 2901-10882 |
|      |           | 44   | 2901-10883 |
|      |           | 46   | 2901-10884 |
|      |           | 48   | 2901-10885 |
|      |           | 50   | 2901-10886 |
|      |           | 52   | 2901-10887 |
|      |           | 54   | 2901-10888 |





**AGROID™ PRO GLOVE**

- Lightweight stretch polyester backhand
- Clarino® palm with overlays in high wear areas
- Out seam finger construction
- Breathable Stretch Mesh Fourchettes
- Pre-curved Finger Design
- Non-Fading Sublimated Graphics
- Adjustable Hook and Loop

**Clarino.**



**ORANGE, BLUE, RED, BLACK, WHITE, PINK  
GLOVES - \$24<sup>95</sup>**

| SIZE | ORANGE    | BLUE      | RED       | BLACK     | WHITE     | PINK      |
|------|-----------|-----------|-----------|-----------|-----------|-----------|
| SM   | 3330-7578 | 3330-7566 | 3330-7572 | 3330-7584 | 3330-7590 | 3330-7602 |
| MD   | 3330-7579 | 3330-7567 | 3330-7573 | 3330-7585 | 3330-7591 | 3330-7603 |
| LG   | 3330-7580 | 3330-7568 | 3330-7574 | 3330-7586 | 3330-7592 | 3330-7604 |
| XL   | 3330-7581 | 3330-7569 | 3330-7575 | 3330-7587 | 3330-7593 | 3330-7605 |
| 2X   | 3330-7582 | 3330-7570 | 3330-7576 | 3330-7588 | 3330-7594 | 3330-7606 |
| 3X   | 3330-7583 | 3330-7571 | 3330-7577 | 3330-7589 | 3330-7595 | 3330-7607 |



**MX1™ GLOVE**

- Stretch-Fit Performance Back Hand
- Non-Fading Sublimated Graphics
- Pre-Curved Finger Construction
- D30® Knuckle Protection
- Out-Seamed Comfort Fit
- Adjustable Wrist Cuff
- Silicone Tacky Grips
- Available in sizes SM - 3X (see sizing chart on page 386)



**MX1™ GLOVE**

**\$29<sup>95</sup>**

| SIZE | ORANGE    | BLUE      | BLUE/WHITE | RED/BLACK | WHITE     | GRAY/ORANGE | GRAY/BLACK |
|------|-----------|-----------|------------|-----------|-----------|-------------|------------|
| SM   | 3330-7363 | 3330-7369 | 3330-7046  | 3330-7052 | -         | 3330-7064   | 3330-7070  |
| MD   | 3330-7364 | 3330-7370 | 3330-7047  | 3330-7053 | 3330-7059 | 3330-7065   | 3330-7071  |
| LG   | 3330-7365 | 3330-7371 | 3330-7048  | 3330-7054 | 3330-7060 | 3330-7066   | 3330-7072  |
| XL   | 3330-7366 | 3330-7372 | 3330-7049  | 3330-7055 | 3330-7061 | 3330-7067   | 3330-7073  |
| 2X   | 3330-7367 | 3330-7373 | 3330-7050  | 3330-7056 | 3330-7062 | 3330-7068   | 3330-7074  |
| 3X   | 3330-7368 | 3330-7374 | 3330-7051  | 3330-7057 | 3330-7063 | -           | 3330-7075  |

APPAREL

HELMETS & GOGGLES

RIDER ARMOR

OUTERWEAR

YOUTH

LUGGAGE & PACKS

BIKE BODY

BIKE CONTROLS

BIKE SUSPENSION

BIKE BRAKING

BIKE DRIVE

BIKE BEARINGS

BIKE ENGINE

BIKE ELECTRICAL

BIKE EXHAUST

BIKE WHEELS

BICYCLE

GARAGE & PROMO

SIZING CHART





**SX1™ GLOVE**

- Stretch-Fit Performance Back Hand
- Non-Fading Sublimated Graphics
- Pre-Curved Finger Construction
- Out-Seamed Comfort Fit
- Perforated Airflow Palm
- Adjustable Wrist Cuff
- Silicone Tacky Grips
- Available in sizes SM - 3X  
(see sizing chart on page 386)

**Clarino.**



**SX1™ GLOVE**

**\$24.95**

| SIZE | WHITE     | RED/WHITE | PINK/ORANGE | HI-VIZ/BLACK | STEALTH   | NAVY      |
|------|-----------|-----------|-------------|--------------|-----------|-----------|
| SM   | 3330-7315 | 3330-7321 | 3330-7327   | 3330-7333    | 3330-7339 | 3330-7345 |
| MD   | 3330-7316 | 3330-7322 | 3330-7328   | 3330-7334    | 3330-7340 | 3330-7346 |
| LG   | 3330-7317 | 3330-7323 | 3330-7329   | 3330-7335    | 3330-7341 | 3330-7347 |
| XL   | 3330-7318 | 3330-7324 | 3330-7330   | 3330-7336    | 3330-7342 | 3330-7348 |
| 2X   | 3330-7319 | 3330-7325 | 3330-7331   | 3330-7337    | 3330-7343 | 3330-7349 |
| 3X   | 3330-7320 | 3330-7326 | 3330-7332   | 3330-7338    | 3330-7344 | 3330-7350 |





RYAN AMANCIO  
2023 GNCC SUPER-MINI  
SENIOR CHAMPION

APPAREL

HELMETS & GOGGLES

RIDER ARMOR

OUTERWEAR

YOUTH

LUGGAGE & PACKS

BIKE BODY

BIKE CONTROLS

BIKE SUSPENSION

BIKE BRAKING

BIKE DRIVE

BIKE BEARINGS

BIKE ENGINE

BIKE ELECTRICAL

BIKE EXHAUST

BIKE WHEELS

BICYCLE

GARAGE & PROMO

SIZING CHART





**MX2™ GLOVE**

- Stretch-Fit Performance Back Hand
- Non-Fading Sublimated Graphics
- Vented Mesh Finger Fourchettes
- Pre-Curved Finger Construction
- Performance Slip-On Fit
- Silicone Tacky Grips
- Available in sizes SM - 3X (see sizing chart on page 386)



**MX2™ GLOVE**

**\$19<sup>95</sup>**

| SIZE | BLUE/WHITE | HI-VIZ    | WHITE     | RED       | BLUE      | NAVY/HI-VIZ | PINK      |
|------|------------|-----------|-----------|-----------|-----------|-------------|-----------|
| SM   | 3330-7357  | 3330-7351 | 3330-7016 | 3330-7022 | 3330-7028 | 3330-7034   | 3330-7040 |
| MD   | 3330-7358  | 3330-7352 | 3330-7017 | 3330-7023 | 3330-7029 | 3330-7035   | 3330-7041 |
| LG   | 3330-7359  | 3330-7353 | 3330-7018 | 3330-7024 | 3330-7030 | 3330-7036   | 3330-7042 |
| XL   | 3330-7360  | 3330-7354 | 3330-7019 | 3330-7025 | 3330-7031 | 3330-7037   | 3330-7043 |
| 2X   | 3330-7361  | 3330-7355 | 3330-7020 | 3330-7026 | 3330-7032 | 3330-7038   | 3330-7044 |
| 3X   | 3330-7362  | 3330-7356 | 3330-7021 | 3330-7027 | 3330-7033 | 3330-7039   | 3330-7045 |



**XCI™ GLOVE**

**\$29.95**

- Lightweight Wind & Water Resistant
- Non-Fading Sublimated Graphics
- Pre-Curved Finger Construction
- Out-Seamed Comfort Fit
- Adjustable Wrist Cuff
- Silicone Tacky Grips

**Clarino.**

| SIZE | PART #    |
|------|-----------|
| SM   | 3330-7010 |
| MD   | 3330-7011 |
| LG   | 3330-7012 |
| XL   | 3330-7013 |
| 2X   | 3330-7014 |
| 3X   | 3330-7015 |

**ABRASION RESISTANT GLOVE LINERS**

**\$19.95**

- Tuff-n-Lite® material is up to 15 times stronger than steel, but soft and flexible as cotton
- Tuff-n-Lite® combines natural and synthetic fibers for almost unimaginable strength
- Tuff-n-Lite® has a core fiber that is strong, abrasion-resistant, heat-resistant and soft
- Maintains strength when wet or exposed to ultraviolet sunlight
- Stands up to disinfectants or common household bleaches
- Helps protect against chafing and blisters and provides insulation while cold-weather riding
- Available in heather gray in sizes MD - 2X
- Made in the USA

| SIZE | PART #    |
|------|-----------|
| MD   | 3351-0029 |
| LG   | 3351-0030 |
| XL   | 3351-0031 |
| 2X   | 3351-0032 |



APPAREL

HELMETS & GOGGLES

RIDER ARMOR

OUTERWEAR

YOUTH

LUGGAGE & PACKS

BIKE BODY

BIKE CONTROLS

BIKE SUSPENSION

BIKE BRAKING

BIKE DRIVE

BIKE BEARINGS

BIKE ENGINE

BIKE ELECTRICAL

BIKE EXHAUST

BIKE WHEELS

BICYCLE

GARAGE & PROMO

SIZING CHART



## APPAREL

JUST SEND IT with the NEW Moose Racing MTB Jersey and Short. Moose Racing knows dirt best, and just like their rad off-road gear, this MTB kit utilizes materials tested by the pros. The shorts offer stretch spandex panels that move with you as you book it through your favorite park, and the durable polyester chassis can take even the meanest of bushwhacks and live to ride another day. Match it up with a Jersey and choose between a short sleeve, or a 3 quarter sleeve. Whatever your preference, this is a go-to kit.

### **MOUNTAIN-BIKE JERSEY**

- Semi-Ventilated Polyester Stretch Fabric
- Non-Fading Sublimated Graphics
- Non-Abrasive Flat Stitched Seams
- Stretch Comfort Collar
- Quick Drying Fabric
- Athletic Fit
- High-quality sublimated graphics (see sizing chart on page 386)

### **MOUNTAIN-BIKE SHORTS**

- Lightweight abrasion resistant 4-way stretch polyester
- Stretch panels enhance range of motion
- Waist adjustment system for customized fit
- Zipper secured storage pocket
- Athletic Fit
- High-quality sublimated graphics (see sizing chart on page 386)

### **COMPRESSION SHORTS**

- 4-way stretch polyester for compression fit
- Fast-drying moisture wicking fabric
- Nonrestrictive, narrow chamois pad
- Non-slip silicon grips on waist band and thighs
- High-quality sublimated graphics (see sizing chart on page 386)

VISIT [WWW.MOOSERACING.COM](http://WWW.MOOSERACING.COM) FOR MORE APPAREL CHOICES.





**MOUNTAIN BIKE JERSEY**

**\$36<sup>95</sup> - \$39<sup>95</sup>**

| SHORT SLEEVE JERSEY |           |           |           |
|---------------------|-----------|-----------|-----------|
| SIZE                | BLACK     | RED       | BLUE      |
| SM                  | 5120-0192 | 5120-0198 | 5120-0204 |
| MD                  | 5120-0193 | 5120-0199 | 5120-0205 |
| LG                  | 5120-0194 | 5120-0200 | 5120-0206 |
| XL                  | 5120-0195 | 5120-0201 | 5120-0207 |
| 2X                  | 5120-0196 | 5120-0202 | 5120-0208 |
| 3X                  | 5120-0197 | 5120-0203 | 5120-0209 |

| 3/4 SLEEVE JERSEY |           |           |           |
|-------------------|-----------|-----------|-----------|
| SIZE              | BLACK     | RED       | BLUE      |
| SM                | 5120-0238 | 5120-0244 | 5120-0250 |
| MD                | 5120-0239 | 5120-0245 | 5120-0251 |
| LG                | 5120-0240 | 5120-0246 | 5120-0252 |
| XL                | 5120-0241 | 5120-0247 | 5120-0253 |
| 2X                | 5120-0242 | 5120-0248 | 5120-0254 |
| 3X                | 5120-0243 | 5120-0249 | 5120-0255 |



**COMPRESSION SHORTS**

**39<sup>95</sup>**

| SIZE | PART #    |
|------|-----------|
| XS   | 5001-0126 |
| SM   | 5001-0127 |
| MD   | 5001-0128 |
| LG   | 5001-0129 |
| XL   | 5001-0130 |
| 2X   | 5001-0131 |



**MOUNTAIN BIKE SHORTS**

**69<sup>95</sup>**

| SIZE | PART #    |
|------|-----------|
| 28   | 5001-0090 |
| 30   | 5001-0091 |
| 32   | 5001-0092 |
| 34   | 5001-0093 |
| 36   | 5001-0094 |
| 38   | 5001-0095 |
| 40   | 5001-0096 |
| 42   | 5001-0097 |
| 44   | 5001-0098 |



**YKK**  
Little Parts. Big Difference.

**AGROID PRO GLOVES**

**\$24.95**



| SIZE | ORANGE    | BLUE      | RED       | BLACK     | WHITE     | PINK      |
|------|-----------|-----------|-----------|-----------|-----------|-----------|
| SM   | 3330-7578 | 3330-7566 | 3330-7572 | 3330-7584 | 3330-7590 | 3330-7602 |
| MD   | 3330-7579 | 3330-7567 | 3330-7573 | 3330-7585 | 3330-7591 | 3330-7603 |
| LG   | 3330-7580 | 3330-7568 | 3330-7574 | 3330-7586 | 3330-7592 | 3330-7604 |
| XL   | 3330-7581 | 3330-7569 | 3330-7575 | 3330-7587 | 3330-7593 | 3330-7605 |
| 2X   | 3330-7582 | 3330-7570 | 3330-7576 | 3330-7588 | 3330-7594 | 3330-7606 |
| 3X   | 3330-7583 | 3330-7571 | 3330-7577 | 3330-7589 | 3330-7595 | 3330-7607 |

**CASUAL SOCK**

**\$11<sup>95</sup>**

| SIZE  | SHOE SIZE | CREW SOCK PART # |
|-------|-----------|------------------|
| SM/MD | 7-10      | 3431-0790        |
| LG/XL | 10-13     | 3431-0791        |



APPAREL

HELMETS & GOGGLES

RIDER ARMOR

OUTERWEAR

YOUTH

LUGGAGE & PACKS

BIKE BODY

BIKE CONTROLS

BIKE SUSPENSION

BIKE BRAKING

BIKE DRIVE

BIKE BEARINGS

BIKE ENGINE

BIKE ELECTRICAL

BIKE EXHAUST

BIKE WHEELS

BICYCLE

GARAGE & PROMO

SIZING CHART





**AGROID KNEE BRACE SOCK** **\$29.<sup>95</sup>**

- Lightweight, moisture-wicking polyester leg panels deliver maximum comfort
- Mesh panel on back of leg for extra breathability
- Quick-drying Coolmax® polyester is soft next to skin and aids moisture control to keep feet cool and dry
- Nylon-reinforced sole extends durability in high-abrasion areas
- Mid-thigh length, low profile cuff and stretch bands keeps sock in place under knee braces

| SIZE  | SHOE SIZE | PART #    |
|-------|-----------|-----------|
| SM/MD | 7-10      | 3431-0746 |
| LG/XL | 10-13     | 3431-0747 |



**XCR SOCK** **\$21.<sup>95</sup>**

- Soft full length high-loft terry knit cushioning for warm comfort in cool temperature
- Merino wool and quick-drying Coolmax polyester offers maximum moisture-wicking control
- Nylon-reinforced sole extends durability in high-abrasion areas
- Over-the calf length, dynamic 2x1 nonslip cuff and stretch bands

| SIZE  | SHOE SIZE | PART #    |
|-------|-----------|-----------|
| SM/MD | 7-10      | 3431-0748 |
| LG/XL | 10-13     | 3431-0749 |



**SAHARA™ SOCK** **\$19.<sup>95</sup>**

- Soft, thin and lightweight ventilated construction
- Quick-drying Coolmax® polyester offers maximum moisture-wicking control
- Nylon-reinforced sole extends durability in high-abrasion areas
- Over-the-calf length, dynamic 2x1 nonslip cuff and stretch bands

| SIZE  | SHOE SIZE | PART #    |
|-------|-----------|-----------|
| SM/MD | 7-10      | 3431-0601 |
| LG/XL | 10-13     | 3431-0602 |



**M1™ SOCK** **\$15.<sup>95</sup>**

- Soft, thin ventilated leg panels deliver breathability and mid-density cushioned sole delivers maximum comfort
- Quick-drying Coolmax® polyester is soft and aids moisture control
- Nylon-reinforced sole extends durability in high-abrasion areas
- Over-the-calf length, dynamic 2x1 nonslip cuff and stretch bands

| SIZE  | SHOE SIZE | PART #    |
|-------|-----------|-----------|
| SM/MD | 7-10      | 3431-0423 |
| LG/XL | 10-13     | 3431-0424 |

**AGROID JACKET**

**\$89.95**

- Water/wind resistant, breathable, three-layer softshell membrane
- Lightweight fabric is flexible and soft
- Pockets: 1 zippered chest, 2 pouch hand, 2 zippered hand
- Full hood with elastic drawstring and visor
- High-quality sublimated graphics (see sizing chart on page 386)

| SIZE | PART #    |
|------|-----------|
| SM   | 2920-0603 |
| MD   | 2920-0604 |
| LG   | 2920-0605 |
| XL   | 2920-0606 |
| 2X   | 2920-0607 |
| 3X   | 2920-0608 |



APPAREL

HELMETS & GOGGLES

RIDER ARMOR

OUTERWEAR

YOUTH

LUGGAGE & PACKS

BIKE BODY

BIKE CONTROLS

BIKE SUSPENSION

BIKE BRAKING

BIKE DRIVE

BIKE BEARINGS

BIKE ENGINE

BIKE ELECTRICAL

BIKE EXHAUST

BIKE WHEELS

BICYCLE

GARAGE & PROMO

SIZING CHART

**NEW**



**DISTINCTION JACKET**

**\$99.95**

- Designed with breathable lightweight shell without the weight
- Fleece lined hand warmer pockets and chest pocket for easy access storage
- Interior pocket for added storage
- Low profile cuff design can be used as a layering garment in extreme cold conditions
- YKK zippers
- Available in sizes SM - 3X (see sizing chart on page 386)

**3M Scotchlite**  
Reflective Material

**YKK**  
Little Parts. Big Difference.

| SIZE | PART #    |
|------|-----------|
| SM   | 2922-0072 |
| MD   | 2922-0073 |
| LG   | 2922-0074 |
| XL   | 2922-0075 |
| 2X   | 2922-0076 |
| 3X   | 2922-0077 |



CODY BARNES





**SALUTE HOODY**

**\$53.95 - \$63.95**

- 50% cotton/50% polyester fabric
- Direct screen printed graphics
- Color: Ash
- Sizes: SM to 2X (\$63.95 for 2X)

| SIZE | PART #    |
|------|-----------|
| SM   | 3050-6347 |
| MD   | 3050-6348 |
| LG   | 3050-6349 |
| XL   | 3050-6350 |
| 2X   | 3050-6351 |



**HALF AGROID HOODY**

**\$53.95 - \$63.95**

- 50% cotton/50% polyester fabric
- Direct screen printed graphics
- Color: Black
- Sizes: SM to 2X (\$63.95 for 2X)

| SIZE | PART #    |
|------|-----------|
| SM   | 3050-6352 |
| MD   | 3050-6353 |
| LG   | 3050-6354 |
| XL   | 3050-6355 |
| 2X   | 3050-6356 |



**PRO TEAM HOODY**

**\$53.95 - \$63.95**

- 70% cotton/30% polyester fabric
- Direct screen printed graphics
- Color: Black
- Sizes: SM to 2X (\$63.95 for 2X)

| SIZE | PART #    |
|------|-----------|
| SM   | 3050-5884 |
| MD   | 3050-5885 |
| LG   | 3050-5886 |
| XL   | 3050-5887 |
| 2X   | 3050-5888 |



**PRO TEAM QUARTER-ZIP**

**\$44.95 - \$49.95**

- 50% polyester/25% cotton/25% rayon blend fabric
- Direct screen printed graphics
- 3-color or silver imprint; sizes: SM to 2X (\$49.95 for 2X)

| SIZE | BLACK     |
|------|-----------|
| SM   | 3050-5889 |
| MD   | 3050-5890 |
| LG   | 3050-5891 |
| XL   | 3050-5892 |
| 2X   | 3050-5893 |

APPAREL

HELMETS & GOGGLES

RIDER ARMOR

OUTERWEAR

YOUTH

LUGGAGE & PACKS

BIKE BODY

BIKE CONTROLS

BIKE SUSPENSION

BIKE BRAKING

BIKE DRIVE

BIKE BEARINGS

BIKE ENGINE

BIKE ELECTRICAL

BIKE EXHAUST

BIKE WHEELS

BICYCLE

GARAGE & PROMO

SIZING CHART





**MOOSE OFFROAD TEE** **\$27.<sup>95</sup> - \$33.<sup>95</sup>**

- Black tee—60% cotton/40% polyester; Gray, Navy & White tees—100% cotton
- Direct screen printed graphics
- 3-color or silver imprint; sizes: SM to 2X (\$33.95 for 2X)

| SIZE | BLACK      | GRAY       | NAVY       | WHITE      |
|------|------------|------------|------------|------------|
| SM   | 3030-22733 | 3030-22738 | 3030-22743 | 3030-22748 |
| MD   | 3030-22734 | 3030-22739 | 3030-22744 | 3030-22749 |
| LG   | 3030-22735 | 3030-22740 | 3030-22745 | 3030-22750 |
| XL   | 3030-22736 | 3030-22741 | 3030-22746 | 3030-22751 |
| 2X   | 3030-22737 | 3030-22742 | 3030-22747 | 3030-22752 |



**SALUTE TEE** **\$31.<sup>95</sup> - \$37.<sup>95</sup>**

- Black tee—60% cotton/40% polyester; Olive tee—100% cotton
- Direct screen printed graphics
- Black or olive tee: sizes: SM to 2X (\$37.95 for 2X)

| SIZE | BLACK      | OLIVE      |
|------|------------|------------|
| SM   | 3030-22713 | 3030-22718 |
| MD   | 3030-22714 | 3030-22719 |
| LG   | 3030-22715 | 3030-22720 |
| XL   | 3030-22716 | 3030-22721 |
| 2X   | 3030-22717 | 3030-22722 |

APPAREL

HELMETS & GOGGLES

RIDER ARMOR

OUTERWEAR

YOUTH

LUGGAGE & PACKS

BIKE BODY

BIKE CONTROLS

BIKE SUSPENSION

BIKE BRAKING

BIKE DRIVE

BIKE BEARINGS

BIKE ENGINE

BIKE ELECTRICAL

BIKE EXHAUST

BIKE WHEELS

BICYCLE

GARAGE & PROMO

SIZING CHART



**MOOSE CAMO TEE** \$29<sup>95</sup> - \$35<sup>95</sup>

- Black tee-60% cotton/40% polyester; Tan tee-100% cotton
- Direct screen printed graphics
- Black or tan tee; sizes: SM to 2X (\$35.95 for 2X)

| SIZE | BLACK      | TAN        |
|------|------------|------------|
| SM   | 3030-22723 | 3030-22728 |
| MD   | 3030-22724 | 3030-22729 |
| LG   | 3030-22725 | 3030-22730 |
| XL   | 3030-22726 | 3030-22731 |
| 2X   | 3030-22727 | 3030-22732 |



**INSIGNIA TEE** \$28<sup>95</sup> - \$34<sup>95</sup>

- Black tee-60% cotton/40% polyester; White tee-100% cotton
- Direct screen printed graphics
- Black or white tee; sizes: SM to 2X (\$34.95 for 2X)

| SIZE | BLACK      | WHITE      |
|------|------------|------------|
| SM   | 3030-22703 | 3030-22708 |
| MD   | 3030-22704 | 3030-22709 |
| LG   | 3030-22705 | 3030-22710 |
| XL   | 3030-22706 | 3030-22711 |
| 2X   | 3030-22707 | 3030-22712 |



**AGROID SPLIT PERSONALITY TEE** \$27<sup>95</sup> - \$33<sup>95</sup>

- 60% cotton/40% polyester
- Direct screen printed graphics
- Black tee; sizes: SM to 2X (\$33.95 for 2X)

| SIZE | PART #     |
|------|------------|
| SM   | 3030-22698 |
| MD   | 3030-22699 |
| LG   | 3030-22700 |
| XL   | 3030-22701 |
| 2X   | 3030-22702 |

**FRACTURED TEE** \$28<sup>95</sup> - \$34<sup>95</sup>

- 60% cotton/40% polyester.
- Direct screen printed graphics
- Black tee; sizes: SM to 2X (\$34.95 for 2X)

| SIZE | BLACK/SILVER | BLACK/RED  |
|------|--------------|------------|
| SM   | 3030-22753   | 3030-22758 |
| MD   | 3030-22754   | 3030-22759 |
| LG   | 3030-22755   | 3030-22760 |
| XL   | 3030-22756   | 3030-22761 |
| 2X   | 3030-22757   | 3030-22762 |

**DISTINCTION TEE** \$27<sup>95</sup> - \$33<sup>95</sup>

- Made of 100% polyester fabric
- Performance fit tee with moisture wicking fabric
- Direct screen printed graphics
- Black tee; sizes: MD to 3X

| SIZE | PART #     |
|------|------------|
| MD   | 3030-18545 |
| LG   | 3030-18546 |
| XL   | 3030-18547 |
| 2X   | 3030-18548 |
| 3X   | 3030-18549 |





MAGGIE DUVALL



RACHAEL ARCHER



**INSIGNIA WOMEN'S TANK**

**\$31<sup>95</sup>**

- 50% polyester/25% cotton/25% rayon blend fabric
- Direct screen print graphics
- Available in sizes SM - XL

| SIZE | PART #    |
|------|-----------|
| SM   | 3031-4162 |
| MD   | 3031-4163 |
| LG   | 3031-4164 |
| XL   | 3031-4165 |

**RETRO MOOSE WOMEN'S TANK**

**\$31<sup>95</sup>**

- 50% polyester/25% cotton/25% rayon blend fabric
- Direct screen print graphics
- Available in sizes SM - XL

| SIZE | PART #    |
|------|-----------|
| SM   | 3031-4028 |
| MD   | 3031-4029 |
| LG   | 3031-4030 |
| XL   | 3031-4031 |

**RETRO MOOSE WOMEN'S HOODY**

**\$53<sup>95</sup>**

- 50% polyester/50% cotton blend fabric
- Direct screen print graphics
- Available in sizes SM - XL

| SIZE | PART #    |
|------|-----------|
| SM   | 3051-1150 |
| MD   | 3051-1151 |
| LG   | 3051-1152 |
| XL   | 3051-1153 |



**SALUTE WOMEN'S TEE**

**\$25<sup>95</sup>**

- 50% polyester/25% cotton/25% rayon blend fabric
- V-neck
- Direct screen print graphics
- Available in sizes SM - XL

| SIZE | PART #    |
|------|-----------|
| SM   | 3031-4166 |
| MD   | 3031-4167 |
| LG   | 3031-4168 |
| XL   | 3031-4169 |

**FILIGREE WOMEN'S TEE**

**\$25<sup>95</sup>**

- 50% polyester/25% cotton/25% rayon blend fabric
- V-neck
- Direct screen print graphics
- Available in sizes SM - XL

| SIZE | BLACK     |
|------|-----------|
| SM   | 3031-4024 |
| MD   | 3031-4025 |
| LG   | 3031-4026 |
| XL   | 3031-4027 |

**AGROID & INSIGNIA LEGGING**

**\$66<sup>95</sup>**

- 78% polyester/22% spandex blend fabric
- Direct screen print graphics
- Available in sizes SM - XL
- Agroid logo on ankle of black legging
- Moose Racing logo on thigh of black camo legging

| SIZE | BLACK     | BLACK CAMO |
|------|-----------|------------|
| SM   | 3011-0051 | 3011-0059  |
| MD   | 3011-0052 | 3011-0060  |
| LG   | 3011-0053 | 3011-0061  |
| XL   | 3011-0054 | 3011-0062  |

APPAREL

HELMETS & GOGGLES

RIDER ARMOR

OUTERWEAR

YOUTH

LUGGAGE & PACKS

BIKE BODY

BIKE CONTROLS

BIKE SUSPENSION

BIKE BRAKING

BIKE DRIVE

BIKE BEARINGS

BIKE ENGINE

BIKE ELECTRICAL

BIKE EXHAUST

BIKE WHEELS

BICYCLE

GARAGE & PROMO

SIZING CHART





**EMBOSSSED AGROID HAT** **\$24.95**

- Embossed PVC Patch
- Snapback
- Mesh back

**AGROID HAT** 2501-4009



**MOOSE PRO TEAM HAT** **\$24.95**

- Embroidered graphics
- Snapback
- Mesh back

**AGROID HAT** 2501-4010



**AGROID HAT** **\$24.95**

- Embroidered graphics
- Snapback
- Mesh back

**AGROID HAT** 2501-3818



**MOOSE OFFROAD HAT** **\$24.95**

- Embossed PVC Patch
- Snapback
- Mesh back

**MOOSE OFFROAD HAT** 2501-3816



**INCOMPARABLE HAT** **\$24.95**

- Embroidered graphics
- Snapback
- Mesh back

**INCOMPARABLE HAT** 2501-3817



**DRIFT KNIT BEANIE** **\$17.95**

- 100% acrylic knit beanie
- Cuffed style featuring coordinating pom pom
- Embroidered logo
- One size fits most

**DRIFT KNIT BEANIE** 2501-2989



**CASUAL SOCK**

**\$7.95 - \$11.95**

- Cool, light-weight, technical knit socks
- Ventilated top foot panel
- Quick-drying Coolmax® polyester is soft and aids moisture control
- Nylon-reinforced sole extends durability in high-abrasion areas

| SIZE  | SHOE SIZE | LOW SOCK PART # | CREW SOCK PART # |
|-------|-----------|-----------------|------------------|
| SM/MD | 7-10      | 3431-0788       | 3431-0790        |
| LG/XL | 10-13     | 3431-0789       | 3431-0791        |



**SHOP SHIRT**

**\$64.95 - \$69.95**

- Contrast vintage-white stitching
- Made from 65/35% cotton/polyester
- Button closure chest pockets
- Pen stall in left pocket (see sizing chart on page 386)

| SIZE | PART #    |
|------|-----------|
| SM   | 3040-2964 |
| MD   | 3040-2965 |
| LG   | 3040-2966 |
| XL   | 3040-2967 |
| 2X   | 3040-2968 |
| 3X   | 3040-2969 |

APPAREL

HELMETS & GOGGLES

RIDER ARMOR

OUTERWEAR

YOUTH

LUGGAGE & PACKS

BIKE BODY

BIKE CONTROLS

BIKE SUSPENSION

BIKE BRAKING

BIKE DRIVE

BIKE BEARINGS

BIKE ENGINE

BIKE ELECTRICAL

BIKE EXHAUST

BIKE WHEELS

BICYCLE

GARAGE & PROMO

SIZING CHART



**CORPORATE POLO**

**\$49.95**

- Performance polo that wicks moisture
- Made from 100% polyester
- Snag resistant
- Double-needle hem throughout
- Three-button placket with dyed-to-match solid matte buttons
- Available in sizes M - 3X (see sizing chart on page 386)

| SIZE | PART #    |
|------|-----------|
| MD   | 3040-2655 |
| LG   | 3040-2656 |
| XL   | 3040-2657 |
| 2X   | 3040-2658 |
| 3X   | 3040-2659 |



**PIT SHIRT**


**\$39.95**

- Semi-ventilated polyester
- Custom collar design with half-zipper
- Quick drying fabric removes moisture away from skin
- High-quality sublimated graphics (see sizing chart on page 386)

| SIZE | PART #    |
|------|-----------|
| SM   | 3040-3034 |
| MD   | 3040-3035 |
| LG   | 3040-3036 |
| XL   | 3040-3037 |
| 2X   | 3040-3038 |
| 3X   | 3040-3039 |







APPAREL

HELMETS &  
GOGGLES

RIDER  
ARMOR

OUTERWEAR

YOUTH

LUGGAGE &  
PACKS

BIKE  
BODY

BIKE  
CONTROLS

BIKE  
SUSPENSION

BIKE  
BRAKING

BIKE  
DRIVE

BIKE  
BEARINGS

BIKE  
ENGINE

BIKE  
ELECTRICAL

BIKE  
EXHAUST

BIKE  
WHEELS

BICYCLE

GARAGE  
& PROMO

SIZING  
CHART





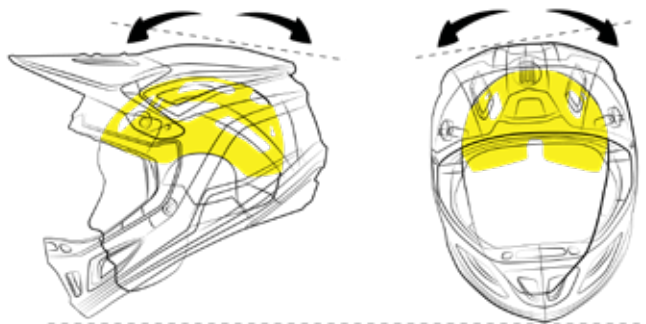
**F.I. AGROID CAMO HELMET**

\$149.95

- Equipped with MIPS® technology
- Multi density EPS liner for impact absorption
- Injection molded polycarbonate shell is lightweight, compact and strong
- Nine intake and three exhaust vents feed into the internal air channels
- Unique friction hinge visor is easily adjusted and secure
- Extra-large eyeport for excellent field of vision
- Fully removable moisture wicking liner and cheek pads
- Removable nose guard
- Two shell sizes and two EPS sizes engineered for optimum fit
- DOT and ECE approved

| SIZE | BLUE/WHITE | IRIDESCENT/BLUE | RED/BLACK | GRAY/BLACK |
|------|------------|-----------------|-----------|------------|
| XS   | 0110-7766  | 0110-7752       | 0110-7759 | 0110-7773  |
| SM   | 0110-7767  | 0110-7753       | 0110-7760 | 0110-7774  |
| MD   | 0110-7768  | 0110-7754       | 0110-7761 | 0110-7775  |
| LG   | 0110-7769  | 0110-7755       | 0110-7762 | 0110-7776  |
| XL   | 0110-7770  | 0110-7756       | 0110-7763 | 0110-7777  |
| 2X   | 0110-7771  | 0110-7757       | 0110-7764 | 0110-7778  |
| 3X   | 0110-7772  | 0110-7758       | 0110-7765 | 0110-7779  |

**MIPS® NEW MIPS TECHNOLOGY!**



**HOW MIPS WORKS**

In a helmet with MIPS Brain Protection System (BPS) the shell and the liner are separated by a Low Friction Layer. When a helmet with MIPS BPS is subjected to an angled impact, the low friction layer allows the helmet to slide relative to the head. The MIPS BPS is designed to add protection in helmets against the rotational motion. The rotational motion is a combination of rotational energy (angular velocity) and rotational forces (from angular acceleration) that both affects the brain and increases the risk for minor and severe brain injuries. MIPS BPS has been scientifically proven to reduce rotational motion when implemented in a helmet by absorbing and redirecting rotational energies and forces transferred to the brain.

| HELMET SIZING CHART |                 |             |                 |                 |               |                 |               |
|---------------------|-----------------|-------------|-----------------|-----------------|---------------|-----------------|---------------|
| SHELL SIZE          | XS              | S           | M               | L               | XL            | 2X              | 3X            |
| HAT SIZE            | 6 5/8 - 6 3/4   | 6 7/8 - 7   | 7 1/8 - 7 1/4   | 7 3/8 - 7 1/2   | 7 5/8 - 7 3/4 | 7 7/8 - 8       | 8 1/8 - 8 1/4 |
| INCHES              | 20 7/8 - 21 1/4 | 21 5/8 - 22 | 22 3/8 - 22 3/4 | 23 1/8 - 23 1/2 | 24 - 24 3/8   | 24 3/4 - 25 1/8 | 25 1/2 - 26   |
| CENTIMETERS         | 53 - 54         | 55 - 56     | 57 - 58         | 59 - 60         | 61 - 62       | 63 - 64         | 65 - 66       |



**NEW**

**AIR INTAKE HELMET**

**\$149.<sup>95</sup>**

- Full face helmet designed to connect and perform well with most fresh air systems
- Injection molded ABS shell
- Scratch resistant polycarbonate shield
- Fully removable moisture wicking liner and cheek pads
- Intake and exhaust vents for temperature regulation
- Neck curtain included.
- Does not include pumper kit or hoses
- ECE 22.06 and DOT approved

| SIZE | PART #    |
|------|-----------|
| XS   | 0110-8091 |
| SM   | 0110-8092 |
| MD   | 0110-8093 |
| LG   | 0110-8094 |
| XL   | 0110-8095 |
| 2X   | 0110-8096 |

| HELMET SIZING CHART |                 |             |                 |                 |               |                 |
|---------------------|-----------------|-------------|-----------------|-----------------|---------------|-----------------|
| SHELL SIZE          | XS              | S           | M               | L               | XL            | 2X              |
| HAT SIZE            | 6 5/8 - 6 3/4   | 6 7/8 - 7   | 7 1/8 - 7 1/4   | 7 3/8 - 7 1/2   | 7 5/8 - 7 3/4 | 7 7/8 - 8       |
| INCHES              | 20 7/8 - 21 1/4 | 21 5/8 - 22 | 22 5/8 - 22 3/4 | 23 1/8 - 23 1/2 | 24 - 24 7/8   | 24 3/4 - 25 1/8 |
| CENTIMETERS         | 53 - 54         | 55 - 56     | 57 - 58         | 59 - 60         | 61 - 62       | 63 - 64         |

**SAFETY WARNING:** Riding a motorcycle, ATV or UTV is a dangerous activity. When riding, always wear a helmet, eye protection and protective clothing. There is no assurance that serious injury or death can be avoided even if you wear the product shown in this catalog and take all precautions to avoid every risk. Please ensure that your Moose Racing products fit properly. Improperly fitting products can impair your ability to control your motorcycle, ATV or UTV.



GALAXY GRAPHIC



**XCR GALAXY & PRO STARS GOGGLE**

**\$34.95 - \$49.95**

- Soft multi-density foam with fleece backing
- Optically pure polycarbonate lens with scratch resistant and anti-fog coating
- Large eye port
- Injected polyurethane frame
- Ventilated frame drives out heat and perspiration
- Outrigger system designed to create a consistent
- Elastic strap with tacky silicone print secures goggle
- Integrated nose guard
- Pro Stars Goggle includes one extra clear lens
- Tested and certified according to European standard EN 1938:2010
- Replacement lenses and tear-offs available on page 43

**GALAXY GRAPHIC**

| COLOR        | PART #    | RETAIL  |
|--------------|-----------|---------|
| BLUE/ORANGE  | 2601-2673 | \$34.95 |
| BLACK        | 2601-2674 | \$34.95 |
| HI-VIZ/BLACK | 2601-2677 | \$34.95 |
| RED/NAVY     | 2601-2678 | \$34.95 |

**PRO STARS GRAPHIC**

| COLOR        | PART #    | RETAIL  |
|--------------|-----------|---------|
| RED/BLACK    | 2601-2668 | \$49.95 |
| ORANGE/BLUE  | 2601-2669 | \$49.95 |
| WHITE/BLUE   | 2601-2671 | \$49.95 |
| BLACK/HI-VIZ | 2601-2672 | \$49.95 |

**SAFETY WARNING:** Riding a motorcycle, ATV or UTV is a dangerous activity. When riding, always wear a helmet, eye protection and protective clothing. There is no assurance that serious injury or death can be avoided even if you wear the product shown in this catalog and take all precautions to avoid every risk. Please ensure that your Moose Racing products fit properly. Improperly fitting products can impair your ability to control your motorcycle, ATV or UTV.

PRO STARS GRAPHIC



SEE NEW ROLL-OFF SYSTEM  
ON PAGE 47



**XCR GOGGLE REPLACEMENT PARTS**

**\$4.<sup>95</sup> - \$19.<sup>95</sup>**

| DESCRIPTION                      | PART #                 |
|----------------------------------|------------------------|
| RED LENS                         | 2602-0767 <sup>1</sup> |
| SKY BLUE LENS                    | 2602-0768 <sup>1</sup> |
| GREEN LENS                       | 2602-0769 <sup>1</sup> |
| GOLD LENS                        | 2602-0770 <sup>1</sup> |
| SILVER LENS                      | 2602-0771 <sup>1</sup> |
| DARK SMOKE LENS                  | 2602-0772              |
| CLEAR LENS                       | 2602-0773              |
| YELLOW LENS                      | 2602-0774              |
| SMOKE LENS                       | 2602-0775              |
| BLUE LENS                        | 2602-0776              |
| REPLACEMENT NOSE GUARD           | 2602-0777              |
| TEAR-OFFS (10-PACK)              | 2602-0811              |
| LAMINATED TEAR-OFFS (2) 10 PACKS | 2602-0828              |
| 1 - MIRROR FINISH                |                        |



APPAREL

HELMETS & GOGGLES

RIDER ARMOR

OUTERWEAR

YOUTH

LUGGAGE & PACKS

BIKE BODY

BIKE CONTROLS

BIKE SUSPENSION

BIKE BRAKING

BIKE DRIVE

BIKE BEARINGS

BIKE ENGINE

BIKE ELECTRICAL

BIKE EXHAUST

BIKE WHEELS

BICYCLE

GARAGE & PROMO

SIZING CHART





**QUALIFIER AGROID GOGGLE**

**\$21.95**

- Flexible molded goggle frame with venting
- Optically pure clear polycarbonate lens with scratch resistant and anti-fog coating
- Large eye port
- Elastic strap with tacky grip print
- Molded face foam
- Replacement lenses and tear offs available. See page 45.

| COLOR   | PART #    |
|---------|-----------|
| STEALTH | 2601-2653 |
| RED     | 2601-2654 |
| GREEN   | 2601-2655 |
| HI-VIZ  | 2601-2656 |
| MINT    | 2601-2657 |
| BLUE    | 2601-2659 |

**SAFETY WARNING:** Riding a motorcycle, ATV or UTV is a dangerous activity. When riding, always wear a helmet, eye protection and protective clothing. There is no assurance that serious injury or death can be avoided even if you wear the product shown in this catalog and take all precautions to avoid every risk. Please ensure that your Moose Racing products fit properly. Improperly fitting products can impair your ability to control your motorcycle, ATV or UTV.



**QUALIFIER™**  
GOGGLE  
REPLACEMENT  
LENSES

**\$6<sup>95</sup> - \$19<sup>95</sup>**

- Optically pure polycarbonate lens
- Scratch resistant and anti-fog coating
- Integrated tear-off posts
- Replica tear-offs available in 20-pack and 50-pack

| COLOR             | PART #    |
|-------------------|-----------|
| BLUE              | 2602-0581 |
| CLEAR             | 2602-0582 |
| SMOKE             | 2602-0583 |
| YELLOW            | 2602-0584 |
| SILVER MIRRORED   | 2602-0585 |
| TEAR-OFFS 20-PACK | 2602-0602 |
| TEAR-OFFS 50-PACK | 2602-0603 |

**REPLACEMENT LENSES**

**\$10<sup>95</sup>**

- Available in clear
- Anti-fog coating
- Scratch resistant coating
- Tear-off posts
- Made to OEM specs for a perfect fit
- Comes with protective film on both sides
- Applications for 100 %, Fly, Fox, Oakley, Pro Grip, Scott, Smith, Spy, Utopia and X Brand
- Made in the USA



| REPLACEMENT LENSES      |           |
|-------------------------|-----------|
| GOGGLE                  | PART #    |
| <b>100%</b>             |           |
| ACCURI/RACECRAFT/STRATA | 2602-0698 |
| <b>FLY</b>              |           |
| FLY                     | 2602-0565 |
| <b>FOX</b>              |           |
| MAIN                    | 2602-0334 |
| <b>OAKLEY</b>           |           |
| OAKLEY "L"              | 2602-0336 |
| "O"                     | 2602-0338 |
| <b>CROWBAR</b>          |           |
| MAYHEM                  | 2602-0366 |
| PROVEN                  | 2602-0342 |

| REPLACEMENT LENSES (CON'T) |           |
|----------------------------|-----------|
| GOGGLE                     | PART #    |
| <b>SCOTT</b>               |           |
| WORKS XI 83-89             | 2602-0354 |
| HUSTLE/TYRANT              | 2602-0370 |
| <b>SPY</b>                 |           |
| ALLOY/TARGA 1 & 2          | 2602-0346 |
| KLUTCH/WHIP/TARGA 3        | 2602-0368 |
| <b>X BRAND</b>             |           |
| ALL                        | 2602-0350 |



APPAREL

HELMETS &  
GOGGLES

RIDER  
ARMOR

OUTERWEAR

YOUTH

LUGGAGE &  
PACKS

BIKE  
BODY

BIKE  
CONTROLS

BIKE  
SUSPENSION

BIKE  
BRAKING

BIKE  
DRIVE

BIKE  
BEARINGS

BIKE  
ENGINE

BIKE  
ELECTRICAL

BIKE  
EXHAUST

BIKE  
WHEELS

BICYCLE

GARAGE  
& PROMO

SIZING  
CHART







2601-3044

XCR GOGGLE WITH COMPLETE ROLL-OFF SYSTEM \$89.95

**XCR GOGGLE ROLL-OFF SYSTEM \$39.95**

- Large 45mm roll-off film system for maximum view
- Canisters pre-installed on lens for easy install and fit into XCR goggle frame
- Optically pure polycarbonate lens with anti-stick bump grid on outer surface + scratch resistant + anti-fog coating
- When installed, mud flap provides seal at top of film to deflect water and mud
- Canister draw cord spool system designed to create a consistent and easy pull to clear view
- Kit includes: 1 XCR roll-off lens, 1 roll-off system (pre-installed on lens), 2 rolls of film, 1 mud flap
- Replacement XCR roll-off lenses, rolls of film, and mud flaps available

| DESCRIPTION                          | PART #    | RETAIL  |
|--------------------------------------|-----------|---------|
| XCR GOGGLE ROLL-OFF SYSTEM           | 2602-0871 | \$39.95 |
| GOGGLE MUD FLAP KIT 3-PACK           | 2602-0872 | \$7.95  |
| LENS ROLL-OFF REPLACEMENT            | 2602-0873 | \$15.95 |
| GOGGLE REPLACEMENT FILM KIT 3-PACK   | 2602-0874 | \$7.95  |
| GOGGLE WITH COMPLETE ROLL-OFF SYSTEM | 2601-3044 | \$89.95 |



**GOGGLE CARRIER \$39.95**

- Holds and protects up to five pairs of goggles
- Brushed fleece liner
- Small internal mesh pocket
- Size: 11 1/2"L x 5 1/2"W x 9"H

|                |           |
|----------------|-----------|
| GOGGLE CARRIER | 3512-0290 |
|----------------|-----------|



**REPLICA TEAR-OFFS**

- Applications for 100%, Dragon, Fly, Fox, Moose Racing, Oakley, Pro Grip, Scott, Smith, Spy, Thor, Utopia, Von Zipper, and X Brand
- Does not include tear-off posts
- Sold in 20-packs and 50-packs
- Made in the USA

| DESCRIPTION | MSRP    |
|-------------|---------|
| 20-PACK     | \$9.95  |
| 50-PACK     | \$19.95 |

**REPLICA TEAR-OFFS**

| GOGGLE                   | 20-PACK   | 50-PACK   |
|--------------------------|-----------|-----------|
| <b>100%</b>              |           |           |
| ACCURI/RACECRAFT/STRATA  | 2602-0696 | 2602-0697 |
| ARMEGA                   | 2602-0961 | 2602-0962 |
| <b>DRAGON</b>            |           |           |
| DRAGON (OLD STYLE & MDX) | -         | 2602-0269 |
| VENDETTA                 | 2602-0270 | -         |
| NFX                      | -         | 2602-0681 |
| <b>FLY</b>               |           |           |
| FLY                      | 2602-0568 | 2602-0569 |
| <b>FOX</b>               |           |           |
| AIR SPACE                | 2602-0678 | 2602-0679 |
| MAIN                     | 2602-0272 | 2602-0273 |
| <b>OAKLEY</b>            |           |           |
| AIRBRAKE                 | 2602-0674 | 2602-0675 |
| L FRAME                  | 2602-0431 | -         |
| PROVEN                   | -         | 2602-0434 |
| "O"                      | 2602-0243 | 2602-0244 |
| CROWBAR                  | 2602-0245 | 2602-0246 |
| MAYHEM                   | 2602-0355 | 2602-0356 |
| FRONTLINE                | 2602-0959 | 2602-0960 |
| <b>PRO GRIP</b>          |           |           |
| ALL                      | 2602-0261 | -         |
| <b>SCOTT</b>             |           |           |
| HUSTLE/TYRANT            | 2602-0357 | 2602-0358 |
| PROSPECT                 | 2602-0808 | 2602-0809 |
| HIGH VOLTAGE             | 2602-0247 | -         |
| WORKS 83-87-89           | 2602-0249 | -         |
| <b>SMITH</b>             |           |           |
| INTAKE/ FUEL (NEW STYLE) | -         | 2602-0256 |
| OPTION OTG               | -         | 2602-0360 |
| <b>SPY</b>               |           |           |
| ALLOY/TARGA 1 & 2        | -         | 2602-0258 |
| KLUTCH/WHIP/TARGA 3      | 2602-0435 | 2602-0436 |
| OMEN                     | -         | 2602-0677 |
| <b>THOR</b>              |           |           |
| HERO/ENEMY               | 2602-0263 | 2602-0264 |
| UTOPIA                   |           |           |
| SLAYER                   | -         | 2602-0440 |
| <b>VON ZIPPER</b>        |           |           |
| BUSHWICK                 | 2602-0682 | -         |
| <b>X BRAND</b>           |           |           |
| ALL                      | 2602-0363 | 2602-0364 |









|                    |
|--------------------|
| APPAREL            |
| HELMETS & GOGGLES  |
| <b>RIDER ARMOR</b> |
| OUTERWEAR          |
| YOUTH              |
| LUGGAGE & PACKS    |
| BIKE BODY          |
| BIKE CONTROLS      |
| BIKE SUSPENSION    |
| BIKE BRAKING       |
| BIKE DRIVE         |
| BIKE BEARINGS      |
| BIKE ENGINE        |
| BIKE ELECTRICAL    |
| BIKE EXHAUST       |
| BIKE WHEELS        |
| BICYCLE            |
| GARAGE & PROMO     |
| SIZING CHART       |



**NEW**



- Tailored with Moose Racing branding.
- Thermoplastic Polyurethane (TPU) shin-plate construction and a reinforced hook-and-loop closure offers a comfortable, wide entry aperture, highly customized fit
- TPU blade system provides flexibility while helping prevent frontal hyperextension
- Single-piece TPU panel with honeycomb sculpturing for maximum grip contact with bike and improved heat and abrasion resistance on the medial facing area
- Top rear flexion of the boot is supported around the calf by an innovative TPU sliding blade system helps to dissipate friction
- Innovative TPU lateral ankle protection provides biomechanical link between the middle lateral and the bottom lateral of the boot
- Toes protected by metal shank reinforced TPU shell
- Polymer buckles with aluminum frames provide self-aligning, quick-release closures for personalized fit
- Shock absorbing soft poly-foam surrounds ankles and collar
- High-grip, double-density rubber outer sole is removable and replaceable

SOLE



| TECH 7 BOOT |             |             |
|-------------|-------------|-------------|
| SIZE        | BLK/WHT/GRY | BLK/WHT/RED |
| 5           | 3410-3157   | -           |
| 6           | 3410-3158   | -           |
| 7           | 3410-3159   | 3410-3169   |
| 8           | 3410-3160   | 3410-3170   |
| 9           | 3410-3161   | 3410-3171   |
| 10          | 3410-3162   | 3410-3172   |
| 11          | 3410-3163   | 3410-3173   |
| 12          | 3410-3164   | 3410-3174   |
| 13          | 3410-3165   | 3410-3175   |
| 14          | 3410-3166   | 3410-3176   |
| 15          | 3410-3167   | -           |
| 16          | 3410-3168   | -           |

| REPLACEMENT SOLES |            |              |
|-------------------|------------|--------------|
| SIZE              | BLACK SOLE | BLK/WHT SOLE |
| 5                 | -          | 3430-0527    |
| 6                 | 3430-0516  | 3430-0528    |
| 7                 | 3430-0517  | 3430-0529    |
| 8                 | 3430-0518  | 3430-0530    |
| 9                 | 3430-0519  | 3430-0531    |
| 10                | 3430-0520  | 3430-0532    |
| 11                | 3430-0521  | 3430-0533    |
| 12                | 3430-0522  | 3430-0534    |
| 13                | 3430-0523  | 3430-0535    |
| 14                | 3430-0524  | 3430-0536    |
| 15                | -          | 3430-0537    |
| 16                | -          | 3430-0538    |

FOOTBED



TECH 7™ BOOT REPLACEMENT PARTS

\$14.95 - \$49.95

Tech 7 Replacement Sole

- New dual compound sole is seamlessly integrated into the base structure for superior durability, high performing rubber grip patterning, and feel. The sole and footpeg inserts are replaceable
- Fits Tech 7 models 2014 and newer
- Available in Black or Black/White colorways

Tech 7 Replacement Footbed

- New, dual compound, removable anatomic footbed includes EVA and Lycra top for comfort and support ensures even weight distribution and reinforced heel

Tech 7 Replacement Straps

- Replacement straps for innovative buckle closure system includes high-impact aluminum bridge closures on straps with memory settings and a quick release/locking system with self-aligning design for easy, precise closure for improved riding performance
- Sold as complete replacement pack in sets of 4 straps
- Available in white or black

| DESCRIPTION              | BLACK     | WHITE     |
|--------------------------|-----------|-----------|
| STRAP W/ ALUMINUM BRIDGE | 3430-0513 | 3430-0514 |



| FOOTBED |           |
|---------|-----------|
| SIZE    | PART #    |
| 5       | 3430-0580 |
| 6       | 3430-0581 |
| 7       | 3430-0582 |
| 8       | 3430-0583 |
| 9       | 3430-0584 |
| 10      | 3430-0585 |
| 11      | 3430-0586 |
| 12      | 3430-0587 |
| 13      | 3430-0588 |

TECH 7 BOOT SIZE GUIDE

| USA SIZE               | 5    | 6     | 7     | 8     | 9     | 10    | 11    | 12    | 13    | 14    | 15    | 16    |
|------------------------|------|-------|-------|-------|-------|-------|-------|-------|-------|-------|-------|-------|
| EURO SIZE              | 38   | 39    | 40.5  | 42    | 43    | 44.5  | 45.5  | 47    | 48    | 49.5  | 51    | 52    |
| JAPAN                  | 24   | 25    | 25.5  | 26.5  | 27.5  | 29    | 29.5  | 30.5  | 31.5  | 32.5  | 33.5  | 34.5  |
| INSIDE LENGTH (INCHES) | 9.88 | 10.19 | 10.55 | 10.86 | 11.22 | 11.53 | 11.88 | 12.20 | 12.55 | 12.87 | 13.22 | 13.54 |
| INSIDE LENGTH (CM)     | 25.1 | 25.9  | 26.8  | 27.6  | 28.5  | 29.3  | 30.2  | 31    | 31.9  | 32.7  | 33.6  | 34.4  |

**SAFETY WARNING:** Riding a motorcycle, ATV or UTV is a dangerous activity. When riding, always wear a helmet, eye protection and protective clothing. There is no assurance that serious injury or death can be avoided even if you wear the product shown in this catalog and take all precautions to avoid every risk. Please ensure that your Moose Racing products fit properly. Improperly fitting products can impair your ability to control your motorcycle, ATV or UTV.

APPAREL

HELMETS & GOGGLES

RIDER ARMOR

OUTERWEAR

YOUTH

LUGGAGE & PACKS

BIKE BODY

BIKE CONTROLS

BIKE SUSPENSION

BIKE BRAKING

BIKE DRIVE

BIKE BEARINGS

BIKE ENGINE

BIKE ELECTRICAL

BIKE EXHAUST

BIKE WHEELS

BICYCLE

GARAGE & PROMO

SIZING CHART





**NEW**



**TECH 7S™ BOOT**

**\$249.95**

- Tailored with Moose Racing branding.
- Specifically designed and sized for junior and/or smaller framed riders
- Contoured shin plate is injected with high-modulus Thermoplastic Polyurethane (TPU) for excellent levels of impact- and abrasion-resistance
- Medial facing side incorporates TPU panel with specially designed sculpturing for maximum grip contact with bike and improved heat- and abrasion-resistance
- One-piece injected dual compound foot shell with co-injected hard toe protector and integrated steel shank
- Excellent flexion provided by low-profile medial and lateral pivot system to offer movement and support
- Compound sole is seamlessly integrated into the base structure for superior durability, high-performing rubber grip patterning, and feel. (Sole is replaceable)
- Soft poly foam reinforcement on ankles and collar for long-lasting comfort and shock absorption
- Buckle system features memory and a quick release/locking system with self-aligning design for easy, precise closure and improved riding performance and security. (Buckles are replaceable)

| SIZE | BLK/WHT/YEL | RED/WHT/BLU |
|------|-------------|-------------|
| 2    | 3411-0766   | 3411-0773   |
| 3    | 3411-0767   | 3411-0774   |
| 4    | 3411-0768   | 3411-0775   |
| 5    | 3411-0769   | 3411-0776   |
| 6    | 3411-0770   | 3411-0777   |
| 7    | 3411-0771   | 3411-0778   |
| 8    | 3411-0772   | 3411-0779   |

**TECH 7S BOOT SIZE GUIDE**

| USA SIZE               | 2    | 3    | 4    | 5    | 6     | 7     | 8     |
|------------------------|------|------|------|------|-------|-------|-------|
| EURO SIZE              | 34   | 35.5 | 37   | 38   | 39    | 40.5  | 42    |
| JAPAN                  | 21.5 | 22.5 | 23   | 24   | 25    | 25.5  | 26.5  |
| INSIDE LENGTH (INCHES) | 8.85 | 9.21 | 9.52 | 9.88 | 10.19 | 10.55 | 10.86 |
| INSIDE LENGTH (CM)     | 22.5 | 23.4 | 24.2 | 25.1 | 25.9  | 26.8  | 27.6  |

**SAFETY WARNING:** Riding a motorcycle, ATV or UTV is a dangerous activity. When riding, always wear a helmet, eye protection and protective clothing. There is no assurance that serious injury or death can be avoided even if you wear the product shown in this catalog and take all precautions to avoid every risk. Please ensure that your Moose Racing products fit properly. Improperly fitting products can impair your ability to control your motorcycle, ATV or UTV.

APPAREL

HELMETS & GOGGLES

RIDER ARMOR

OUTERWEAR

YOUTH

LUGGAGE & PACKS

BIKE BODY

BIKE CONTROLS

BIKE SUSPENSION

KEY KING

KEY LIVE

KEY RINGS

KEY LINE

KEY RICAL

KEY AUST

KEY FEELS

KEY VCLE

KEY AGE OMO

KEY ING ART



COLE KIRKPATRICK





**QUALIFIER MX™ BOOT**

**\$149<sup>95</sup>**

- Tested and certified according to European standard EN 13634:2017
- Chassis is constructed with synthetic leather that is flexible and abrasion resistant
- Reinforced TPU shin, ankle, and foot plates improve stability without sacrificing mobility
- Rigid steel shank reinforced sole eliminates flex and provides superior foot support
- Plastic closure strap with metal buckle is adjustable and secure
- Polyester inner lining wicks moisture
- Synthetic rubber outsole is long lasting and provides superior grip
- Metal toe cap to reinforce and protect the outsole

| SIZE | WHITE     | BLACK     | RED       | ORANGE    | BLUE      | BLACK (ATV SOLE) |
|------|-----------|-----------|-----------|-----------|-----------|------------------|
| 7    | 3410-2599 | 3410-2581 | 3410-2590 | 3410-2617 | 3410-2608 | 3410-2626        |
| 8    | 3410-2600 | 3410-2582 | 3410-2591 | 3410-2618 | 3410-2609 | 3410-2627        |
| 9    | 3410-2601 | 3410-2583 | 3410-2592 | 3410-2619 | 3410-2610 | 3410-2628        |
| 10   | 3410-2602 | 3410-2584 | 3410-2593 | 3410-2620 | 3410-2611 | 3410-2629        |
| 11   | 3410-2603 | 3410-2585 | 3410-2594 | 3410-2621 | 3410-2612 | 3410-2630        |
| 12   | 3410-2604 | 3410-2586 | 3410-2595 | 3410-2622 | 3410-2613 | 3410-2631        |
| 13   | 3410-2605 | 3410-2587 | 3410-2596 | 3410-2623 | 3410-2614 | 3410-2632        |
| 14   | 3410-2606 | 3410-2588 | 3410-2597 | 3410-2624 | 3410-2615 | 3410-2633        |
| 15   | 3410-2607 | 3410-2589 | 3410-2598 | 3410-2625 | 3410-2616 | 3410-2634        |

**MX Sole**

**ATV Sole**





**QUALIFIER MX™ BOOT REPLACEMENT PARTS**

**\$3.95 - \$5.95**

- Toe cap/screw kit - includes one cap and five screws
- Buckle kit - black & white include four buckles and eight mounting screws
- Strap kit - black & white include four straps and four buckle locks
- Large strap kit (available in black only) - includes three 8" straps, one 6" strap and four buckle locks

| DESCRIPTION     | BLACK     | WHITE     | RED       | ORANGE    | BLUE      |
|-----------------|-----------|-----------|-----------|-----------|-----------|
| BUCKLE KIT      | 3430-1006 | 3430-1007 | 3430-1008 | 3430-1009 | 3430-1010 |
| STRAP KIT-7/9   | 3430-1011 | 3430-1012 | 3430-1013 | 3430-1014 | 3430-1015 |
| STRAP KIT-10/15 | 3430-1016 | 3430-1017 | 3430-1018 | 3430-1019 | 3430-1020 |

| DESCRIPTION    | PART #    |
|----------------|-----------|
| TOECAP KIT-MX  | 3430-1021 |
| TOECAP KIT-ATV | 3430-1022 |



**QUALIFIER ADULT MX & ATV BOOT SIZE GUIDE**

| USA SIZE               | 7    | 8    | 9    | 10   | 11   | 12   | 13   | 14   | 15   |
|------------------------|------|------|------|------|------|------|------|------|------|
| EURO SIZE              | 40   | 41.5 | 43   | 44   | 45   | 46   | 47   | 48.5 | 50   |
| UK                     | 6.5  | 7.5  | 8.5  | 9.5  | 10.5 | 11.5 | 12.5 | 13.5 | 14.5 |
| JAPAN                  | 25   | 26   | 27   | 28   | 29   | 30   | 31   | 32   | 33   |
| INSIDE LENGTH (INCHES) | 10.2 | 10.4 | 10.8 | 11.2 | 11.4 | 11.8 | 12.2 | 12.5 | 12.9 |
| INSIDE LENGTH (CM)     | 26   | 26.5 | 27.5 | 28.5 | 29   | 30   | 31   | 32   | 33   |

**SAFETY WARNING:** Riding a motorcycle, ATV or UTV is a dangerous activity. When riding, always wear a helmet, eye protection and protective clothing. There is no assurance that serious injury or death can be avoided even if you wear the product shown in this catalog and take all precautions to avoid every risk. Please ensure that your Moose Racing products fit properly. Improperly fitting products can impair your ability to control your motorcycle, ATV or UTV.

APPAREL

HELMETS & GOGGLES

RIDER ARMOR

OUTERWEAR

YOUTH

LUGGAGE & PACKS

BIKE BODY

BIKE CONTROLS

BIKE SUSPENSION

BIKE BRAKING

BIKE DRIVE

BIKE BEARINGS

BIKE ENGINE

BIKE ELECTRICAL

BIKE EXHAUST

BIKE WHEELS

BICYCLE

GARAGE & PROMO

SIZING CHART





**SYNAPSE LITE PROTECTOR** \$99.<sup>95</sup>-\$109.<sup>95</sup>

- Back protector tested and certified to Standard EN 1621-2:2014
- Chest protector tested and certified to Standard EN 1621-3:2018
- Compact quick release buckles
- Durable moisture resistant padding
- Mesh suspension lining system for excellent circulation and comfort
- Adjustable shoulder straps

| DESCRIPTION | M/L       | XL/2X     |
|-------------|-----------|-----------|
| BLACK       | 2701-0992 | 2701-0993 |



LARGE AIR CHANNELS



ADJUSTABLE SHOULDER STRAPS



QUICK RELEASE BUCKLES



JARROD MCCLURE



**XCI GUARD JERSEY**

**\$109.95**

- Back, Chest, Elbow, and Shoulder Impact Protectors Included
- Impact Protectors are Fully Removeable for Washing
- Garment Tested and Certified According to EU Standard EN 17092-6:2020
- Breathable Stretch Mesh Chassis
- Full Length YKK Zipper Entry
- Spacer Mesh Panel at Interior Elbow for Improved Comfort
- Flat Stitched Seams and Out-Seam Construction Eliminates Chaffing

| SIZE    | PART #    |
|---------|-----------|
| 2XS/XSM | 2701-1052 |
| SM/MD   | 2701-1053 |
| LG/XL   | 2701-1054 |
| 2XL/3XL | 2701-1055 |



**XCI GUARD VEST**

**\$79.95**

- Removable Back and Chest Impact Protectors Included
- Impact Protectors are Fully Removeable for Washing
- Garment Tested and Certified According to EU Standard EN 17092-6:2020
- Additional Compression Molded Foam on Chest
- Breathable Stretch Mesh Chassis
- Spacer Mesh Panel at Interior Elbow for Improved Comfort
- Flat Stitched Seams and Out-Seam Construction Eliminates Chaffing

| SIZE    | PART #    |
|---------|-----------|
| 2XS/XSM | 2701-1056 |
| SM/MD   | 2701-1057 |
| LG/XL   | 2701-1058 |
| 2XL/3XL | 2701-1059 |

**XCI GUARD SHORT**

**\$89.95**

- 4-way stretch nylon/spandex fabric
- Flexible low profile D30® padding
- Performance fabric and chamois
- Elastic Interface® chamois pad provides cushioning comfort without the bulky feel
- Flat stitched seams



| SIZE | PART #    |
|------|-----------|
| SM   | 2940-0414 |
| MD   | 2940-0415 |
| LG   | 2940-0416 |
| XL   | 2940-0417 |
| 2X   | 2940-0418 |
| 3X   | 2940-0419 |

**XCI GUARD PANT**

**\$99.95**

- 4-way stretch nylon/spandex fabric
- Flexible low profile D30® padding throughout the front thigh, hip and tailbone
- Performance fabric and chamois
- Elastic Interface® chamois pad provides cushioning comfort without the bulky feel
- Flat stitched seams



| SIZE | PART #    |
|------|-----------|
| SM   | 2901-9185 |
| MD   | 2901-9186 |
| LG   | 2901-9187 |
| XL   | 2901-9188 |
| 2X   | 2901-9189 |
| 3X   | 2901-9190 |







**SYNAPSE HD KNEE PROTECTOR** **\$69<sup>95</sup>**

- Constructed of plastic and molded EVA impact resistant foam
- Recessed adjustable hook and loop leg straps for secure adjustable fit
- Slides freely under pants
- Tested and certified to Standard EN 1621-1:2012
- Also available in youth size (see page 81)

|                                  |                  |
|----------------------------------|------------------|
| <b>SYNAPSE HD KNEE PROTECTOR</b> | <b>2704-0549</b> |
|----------------------------------|------------------|



**SYNAPSE LITE KNEE PROTECTOR** **\$34<sup>95</sup>**

- Minimal lightweight design
- Additional padding for top of knee
- Slides freely under pants
- Recessed adjustable hook and loop leg straps
- Tested and certified to Standard EN 1621-1:2012
- Also available in youth size (see page 81)

|                                    |                  |
|------------------------------------|------------------|
| <b>SYNAPSE LITE KNEE PROTECTOR</b> | <b>2704-0492</b> |
|------------------------------------|------------------|



**AGROID KNEE BRACE SOCK** **\$29<sup>95</sup>**

- Lightweight, moisture-wicking polyester leg panels deliver maximum comfort
- Mesh panel on back of leg for extra breathability
- Quick-drying Coolmax® polyester is soft next to skin and aids moisture control to keep feet cool and dry
- Nylon-reinforced sole extends durability in high-abrasion areas
- Mid-thigh length, low profile cuff and stretch bands keeps sock in place under knee braces

| SIZE  | SHOE SIZE | PART #    |
|-------|-----------|-----------|
| SM/MD | 7-10      | 3431-0746 |
| LG/XL | 10-13     | 3431-0747 |



**SAHARA™ SOCK** **\$19<sup>95</sup>**

- Soft, thin and lightweight ventilated construction
- Quick-drying Coolmax® polyester offers maximum moisture-wicking control
- Nylon-reinforced sole extends durability in high-abrasion areas
- Over-the-calf length, dynamic 2x1 nonslip cuff and stretch bands keeps sock in place

| SIZE  | SHOE SIZE | PART #    |
|-------|-----------|-----------|
| SM/MD | 7-10      | 3431-0601 |
| LG/XL | 10-13     | 3431-0602 |



**M1™ SOCK** **\$15<sup>95</sup>**

- Soft, thin, ventilated leg panels
- Quick-drying Coolmax® polyester aids moisture control
- Nylon-reinforced sole extends durability in high-abrasion areas
- Over-the-calf length, dynamic 2x1 nonslip cuff and stretch bands keep sock in place

| SIZE  | SHOE SIZE | PART #    |
|-------|-----------|-----------|
| SM/MD | 7-10      | 3431-0423 |
| LG/XL | 10-13     | 3431-0424 |

APPAREL

HELMETS & GOGGLES

RIDER ARMOR

OUTERWEAR

YOUTH

LUGGAGE & PACKS

BIKE BODY

BIKE CONTROLS

BIKE SUSPENSION

BIKE BRAKING

BIKE DRIVE

BIKE BEARINGS

BIKE ENGINE

BIKE ELECTRICAL

BIKE EXHAUST

BIKE WHEELS

BICYCLE

GARAGE & PROMO

SIZING CHART



# QUALIFIER GEAR

Many manufacturers have thrown their hat into the entry level gear ring, but nobody has done it longer, or better, than Moose Racing. Each year we continue to raise the stakes with our **QUALIFIER** gear, made with quality materials and good looks that won't send your wallet into a tailspin. When everyone is showering you with compliments on how great you look during your next ride, you can just smile knowing they spent way too much on their gear.





**QUALIFIER™ JACKET**

**\$99.95**

- Wind and water resistant
- 2-in-1 design, jacket sleeves zip off to create vest (large back pocket to store sleeves)
- Retro-reflective graphic logos
- Multiple zippered pockets: 2 hand pockets, 1 large back pocket
- Multiple vents for maximum temperature regulation; two front, two pit zip vents and two back vents
- Micro-fiber lined collar and double front zipper flap
- Adjustable cuff
- Designed to fit over protective gear
- Pre-bent ergonomic sleeve design
- Double stitched seams
- High quality YKK® zippers
- Available in sizes SM - 5X (see sizing chart on page 386)

**YKK**

*Little Parts. Big Difference.*

| SIZE | PART #    |
|------|-----------|
| SM   | 2920-0636 |
| MD   | 2920-0637 |
| LG   | 2920-0638 |
| XL   | 2920-0639 |
| 2X   | 2920-0640 |
| 3X   | 2920-0641 |
| 4X   | 2920-0642 |
| 5X   | 2920-0643 |



**QUALIFIER™ OVER-THE-BOOT PANT**

**\$79.95 - \$84.95**

- Improved ventilation
- Two hand pockets for essentials
- High denier polyester chassis
- Oversized knee area with high denier nylon inner panels
- Pre-bent pant leg design and spandex stretch panels
- 3-point waist adjustment system
- Over the boot design with zipper leg opening
- High quality YKK® zippers
- Available in sizes 28" - 54" (see sizing chart on page 386)

**YKK**

*Little Parts. Big Difference.*

| SIZE | PART #    |
|------|-----------|
| 28   | 2901-9171 |
| 30   | 2901-9172 |
| 32   | 2901-9173 |
| 34   | 2901-9174 |
| 36   | 2901-9175 |
| 38   | 2901-9176 |
| 40   | 2901-9177 |
| 42   | 2901-9178 |
| 44   | 2901-9179 |
| 46   | 2901-9180 |
| 48   | 2901-9181 |
| 50   | 2901-9182 |
| 52   | 2901-9183 |
| 54   | 2901-9184 |



APPAREL

HELMETS & GOGGLES

RIDER ARMOR

**OUTERWEAR**

YOUTH

LUGGAGE & PACKS

BIKE BODY

BIKE CONTROLS

BIKE SUSPENSION

BIKE BRAKING

BIKE DRIVE

BIKE BEARINGS

BIKE ENGINE

BIKE ELECTRICAL

BIKE EXHAUST

BIKE WHEELS

BICYCLE

GARAGE & PROMO

SIZING CHART





**QUALIFIER DUST SUIT**

**\$109.95**

- Dust Barrier Riding Suit
- Durable 300D Polyester Chassis
- Full Length YKK Leg Zippers & Center Zipper for Easy Entry
- High Collar to Block Dust
- Waist Belt for Custom Fit
- Mesh Vent Across Back
- Media Pocket on Chest
- Available in sizes SM - 3X (see sizing chart on page 386)

| SIZE | PART #     |
|------|------------|
| SM   | 2901-10104 |
| MD   | 2901-10105 |
| LG   | 2901-10106 |
| XL   | 2901-10107 |
| 2X   | 2901-10108 |
| 3X   | 2901-10109 |


**CLEAR RAIN COAT**

**\$27.95**

- Elastic Neck Band and Hem For Maximum Rain Protection
- Clear Design for Jersey Visibility
- Complete PVC Construction
- Waterproof Zipper
- Mesh Underarm Panels for Ventilation

| SIZE | PART #    |
|------|-----------|
| SM   | 2854-0371 |
| MD   | 2854-0372 |
| LG   | 2854-0373 |
| XL   | 2854-0374 |
| 2XL  | 2854-0375 |
| 3XL  | 2854-0376 |

**NEW**





**XCI VEST**

**\$59<sup>95</sup>**

- Stretch shell fabric is water and wind resistant
- Multiple zippered pockets: two hand pockets, one chest pocket and one interior pocket
- Internal poly mesh liner wicks moisture
- Soft lined comfortable collar
- Double stitched seams
- YKK® zippers
- Available in sizes SM - 2X (see sizing chart on page 386)

**YKK**

*Little Parts. Big Difference.*

| SIZE | PART #    |
|------|-----------|
| SM   | 2830-0559 |
| MD   | 2830-0560 |
| LG   | 2830-0561 |
| XL   | 2830-0562 |
| 2X   | 2830-0563 |

**MUD COAT**

**\$49<sup>95</sup>**

- Ultra-light technology, 100% nonwoven polypropylene
- Waterproof and breathable
- Full length rain jacket with taped seams
- Button closure with adjustable sleeve cuff opening
- Drawstring hood
- Two cargo pockets
- Screen-print graphics

| SIZE  | PART #    |
|-------|-----------|
| SM/MD | 2854-0303 |
| LG/XL | 2854-0304 |
| 2X/3X | 2854-0305 |



**XCI RAIN JACKET**

**\$99<sup>95</sup>**

- Seam sealed laminated 2-layer performance polyester shell
- Mid-weight nylon panels in shoulder and elbow
- Fixed rear vent for temperature regulation
- Two hand pockets and two internal pockets with YKK zippers
- Internal perforated poly mesh liner
- Adjustable collar, hem and cuffs
- Available in sizes SM - 4X (see sizing chart on page 386)

**YKK**

*Little Parts. Big Difference.*

| SIZE | PART #    |
|------|-----------|
| SM   | 2920-0665 |
| MD   | 2920-0666 |
| LG   | 2920-0667 |
| XL   | 2920-0668 |
| 2X   | 2920-0669 |
| 3X   | 2920-0670 |
| 4X   | 2920-0671 |

APPAREL

HELMETS & GOGGLES

RIDER ARMOR

OUTERWEAR

YOUTH

LUGGAGE & PACKS

BIKE BODY

BIKE CONTROLS

BIKE SUSPENSION

BIKE BRAKING

BIKE DRIVE

BIKE BEARINGS

BIKE ENGINE

BIKE ELECTRICAL

BIKE EXHAUST

BIKE WHEELS

BICYCLE

GARAGE & PROMO

SIZING CHART





**ADV1™ GLOVES—LONG \$69.95**

- Long gauntlet design, fits over or under jacket cuff
- High denier shell fabric with integrated stretch panels
- Flexible D30® mesh pad finger panels
- D30® Pro Knuckle pad is pre-curved and features a smart skin TPU coating
- Hipora® membrane liner is waterproof, windproof and breathable
- Waterproof Clarino® palm with genuine leather overlay panel in high wear area
- Wrist and cuff strap adjustments
- Thin moisture wicking lining
- Pre-curved finger patterning, active fit, and bonded palm materials
- Available in sizes SM - 3X (see sizing chart on page 386)



**HIPORA® Clarino.**

| SIZE | BLACK     |
|------|-----------|
| SM   | 3330-6992 |
| MD   | 3330-6993 |
| LG   | 3330-6994 |
| XL   | 3330-6995 |
| 2X   | 3330-6996 |
| 3X   | 3330-6997 |

**ADV1™ GLOVES—SHORT \$59.95**

- Same glove as the ADV1 long glove, but with shorter cuff and low-profile closure
- High denier shell fabric with integrated stretch panels
- Flexible D30® mesh pad finger panels
- D30® Pro Knuckle pad is pre-curved and features a smart skin TPU coating
- Hipora® membrane liner is waterproof, windproof, yet breathable
- Waterproof Clarino® palm with genuine leather overlay panel in high wear areas
- Thin moisture wicking lining
- Pre-curved finger patterning, active fit, and bonded palm materials
- Available in sizes SM - 3X (see sizing chart on page 386)



**HIPORA® Clarino.**

| SIZE | BLACK     |
|------|-----------|
| SM   | 3330-6998 |
| MD   | 3330-6999 |
| LG   | 3330-7000 |
| XL   | 3330-7001 |
| 2X   | 3330-7002 |
| 3X   | 3330-7003 |

**ADV1™ AIR GLOVES—SHORT \$54.95**

- Same glove as the ADV1 short glove, but with durable mesh fabric top hand and fourchettes
- Short cuff and low-profile closure
- Flexible D30® mesh pad finger panels
- D30® Pro Knuckle pad is pre-curved and features a smart skin TPU coating
- Breathable Clarino® palm with genuine leather overlay panel in high wear area
- Pre-curved finger patterning, active fit, and bonded palm materials
- Thin quick-drying polyester lining at top inside hand aids moisture control
- Available in sizes SM - 3X (see sizing chart on page 386)



**Clarino.**

| SIZE | BLACK     |
|------|-----------|
| SM   | 3330-7485 |
| MD   | 3330-7486 |
| LG   | 3330-7487 |
| XL   | 3330-7488 |
| 2X   | 3330-7489 |
| 3X   | 3330-7490 |



**XCI™ GLOVE**

**\$29.95**

- Lightweight, windproof and water-resistant polyester
- Pre-curved finger design
- Outseam finger construction
- High-quality sublimated graphics
- Adjustable hook and loop wrist closure
- Specifically designed for cold and wet conditions
- Single layer Clarino® Palm

**Clarino.**

| SIZE | PART #    |
|------|-----------|
| SM   | 3330-7010 |
| MD   | 3330-7011 |
| LG   | 3330-7012 |
| XL   | 3330-7013 |
| 2X   | 3330-7014 |
| 3X   | 3330-7015 |



**MUD™ GLOVES**

**\$29.95 - \$32.95**

- The ultimate glove for hunter, rancher and farmer
- Water resistance and windproof top hand fabric
- Slim fit, genuine leather palm and AX™ suede connect finger panels
- Tac-grip printing and pre-curved finger design
- Light weight lining fabric
- Leather thumb and fingertips
- Hook-and-loop cuff strap adjustment
- Available in sizes SM - 3X (see sizing chart on page 386)



| SIZE | BLACK     |
|------|-----------|
| SM   | 3330-6564 |
| MD   | 3330-6565 |
| LG   | 3330-6566 |
| XL   | 3330-6567 |
| 2X   | 3330-6568 |

APPAREL

HELMETS & GOGGLES

RIDER ARMOR

**OUTERWEAR**

YOUTH

LUGGAGE & PACKS

BIKE BODY

BIKE CONTROLS

BIKE SUSPENSION

BIKE BRAKING

BIKE DRIVE

BIKE BEARINGS

BIKE ENGINE

BIKE ELECTRICAL

BIKE EXHAUST

BIKE WHEELS

BICYCLE

GARAGE & PROMO

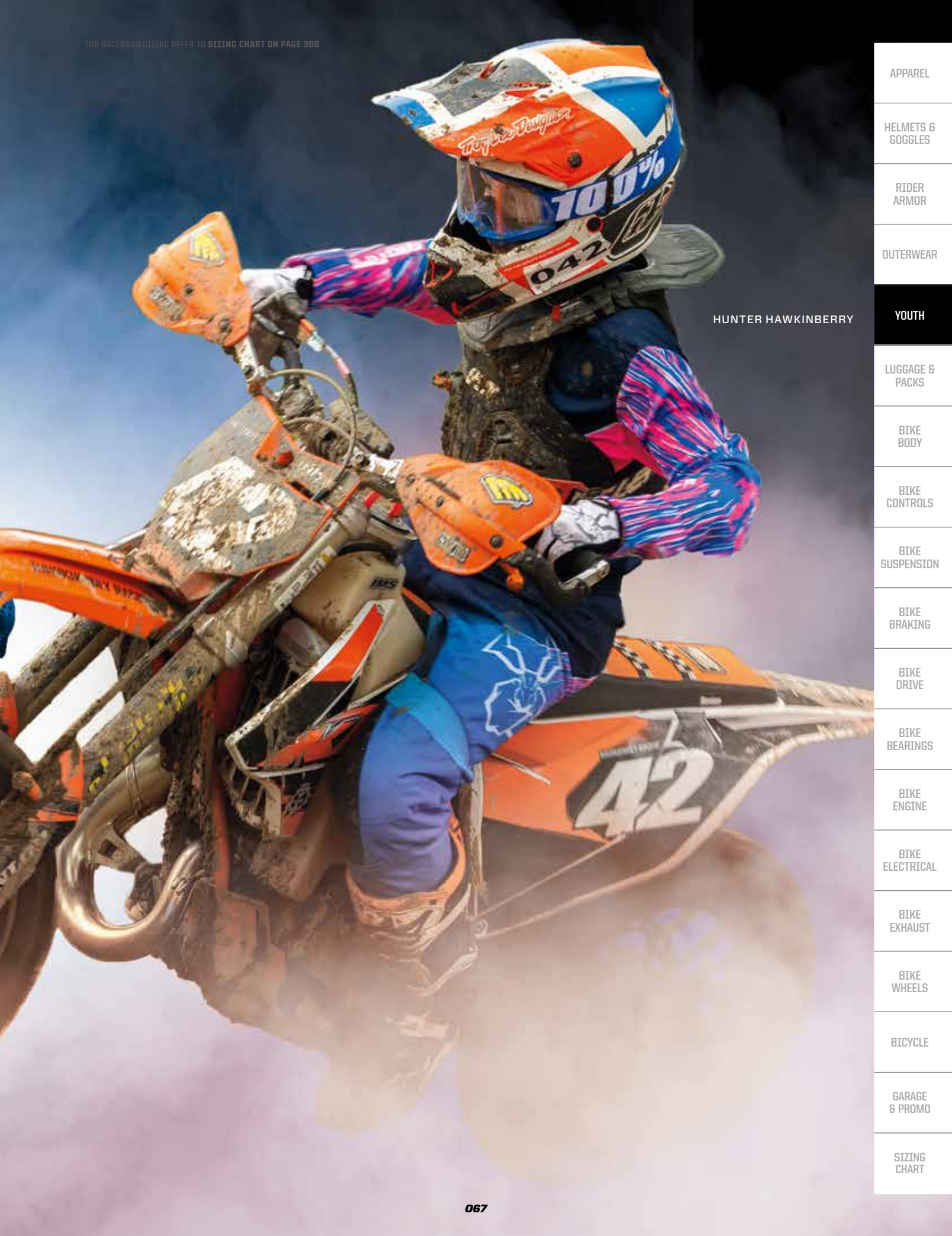
SIZING CHART



BAYLEE ARSENAULT







HUNTER HAWKINBERRY

APPAREL

HELMETS & GOGGLES

RIDER ARMOR

OUTERWEAR

YOUTH

LUGGAGE & PACKS

BIKE BODY

BIKE CONTROLS

BIKE SUSPENSION

BIKE BRAKING

BIKE DRIVE

BIKE BEARINGS

BIKE ENGINE

BIKE ELECTRICAL

BIKE EXHAUST

BIKE WHEELS

BICYCLE

GARAGE & PROMO

SIZING CHART



# YOUTH-AGROID

## YOUTH AGROID™ JERSEY

- Non-Fading Sublimated Graphics
- Performance Enhancing Fit
- Durable Polyester Fabric
- Stretch Comfort Collar
- Stretch-Fitted Cuffs
- Available in sizes XS - XL (see sizing chart on page 386)

## YOUTH AGROID™ PANT

- High Denier Abrasion Resistant Polyester
- Pre-Curved Leg for Ergonomic Riding Position
- 3-Point Waist Adjustment System
- Non-Fading Sublimated Graphics
- YKK® Auto Locking Zipper
- Athletic -Fit Stretch Panels
- Available in sizes 18 - 28 (see sizing chart on page 386)

**YKK**

Little Parts. Big Difference.

BRAYDEN BAISLEY





**HI-VIZ/BLACK**

JERSEY - \$29<sup>95</sup>

PANT - \$74<sup>95</sup>

| SIZE | JERSEY    | SIZE | PANT      |
|------|-----------|------|-----------|
| XS   | 2912-2271 | 18   | 2903-2279 |
| SM   | 2912-2272 | 20   | 2903-2280 |
| MD   | 2912-2273 | 22   | 2903-2281 |
| LG   | 2912-2274 | 24   | 2903-2282 |
| XL   | 2912-2275 | 26   | 2903-2283 |
|      |           | 28   | 2903-2284 |

**PINK/BLUE**

JERSEY - \$29<sup>95</sup>

PANT - \$74<sup>95</sup>

| SIZE | JERSEY    | SIZE | PANT      |
|------|-----------|------|-----------|
| XS   | 2912-2256 | 18   | 2903-2261 |
| SM   | 2912-2257 | 20   | 2903-2262 |
| MD   | 2912-2258 | 22   | 2903-2263 |
| LG   | 2912-2259 | 24   | 2903-2264 |
| XL   | 2912-2260 | 26   | 2903-2265 |
|      |           | 28   | 2903-2266 |

APPAREL

HELMETS & GOGGLES

RIDER ARMOR

OUTERWEAR

**YOUTH**

LUGGAGE & PACKS

BIKE BODY

BIKE CONTROLS

BIKE SUSPENSION

BIKE BRAKING

BIKE DRIVE

BIKE BEARINGS

BIKE ENGINE

BIKE ELECTRICAL

BIKE EXHAUST

BIKE WHEELS

BICYCLE

GARAGE & PROMO

SIZING CHART



# YOUTH AGROID



### RED/WHITE/BLUE

JERSEY - \$29<sup>95</sup>

PANT - \$74<sup>95</sup>

| SIZE | JERSEY    | SIZE | PANT      |
|------|-----------|------|-----------|
| XS   | 2912-2261 | 18   | 2903-2267 |
| SM   | 2912-2262 | 20   | 2903-2268 |
| MD   | 2912-2263 | 22   | 2903-2269 |
| LG   | 2912-2264 | 24   | 2903-2270 |
| XL   | 2912-2265 | 26   | 2903-2271 |
|      |           | 28   | 2903-2272 |

### GREEN/RED/BLACK

JERSEY - \$29<sup>95</sup>

PANT - \$74<sup>95</sup>

| SIZE | JERSEY    | SIZE | PANT      |
|------|-----------|------|-----------|
| XS   | 2912-2266 | 18   | 2903-2273 |
| SM   | 2912-2267 | 20   | 2903-2274 |
| MD   | 2912-2268 | 22   | 2903-2275 |
| LG   | 2912-2269 | 24   | 2903-2276 |
| XL   | 2912-2270 | 26   | 2903-2277 |
|      |           | 28   | 2903-2278 |



**TEAL/ORANGE/BLACK**  
**JERSEY - \$29<sup>95</sup> PANT - \$74<sup>95</sup>**

| SIZE | JERSEY    | SIZE | PANT      |
|------|-----------|------|-----------|
| XS   | 2912-2251 | 18   | 2903-2255 |
| SM   | 2912-2252 | 20   | 2903-2256 |
| MD   | 2912-2253 | 22   | 2903-2257 |
| LG   | 2912-2254 | 24   | 2903-2258 |
| XL   | 2912-2255 | 26   | 2903-2259 |
|      |           | 28   | 2903-2260 |

**OLIVE/TAN**  
**JERSEY - \$29<sup>95</sup> PANT - \$74<sup>95</sup>**

| SIZE | JERSEY    | SIZE | PANT      |
|------|-----------|------|-----------|
| XS   | 2912-2276 | 18   | 2903-2285 |
| SM   | 2912-2277 | 20   | 2903-2286 |
| MD   | 2912-2278 | 22   | 2903-2287 |
| LG   | 2912-2279 | 24   | 2903-2288 |
| XL   | 2912-2280 | 26   | 2903-2289 |
|      |           | 28   | 2903-2290 |

APPAREL

HELMETS & GOGGLES

RIDER ARMOR

OUTERWEAR

**YOUTH**

LUGGAGE & PACKS

BIKE BODY

BIKE CONTROLS

BIKE SUSPENSION

BIKE BRAKING

BIKE DRIVE

BIKE BEARINGS

BIKE ENGINE

BIKE ELECTRICAL

BIKE EXHAUST

BIKE WHEELS

BICYCLE

GARAGE & PROMO

SIZING CHART



# YOUTH AGROID™ - VENTED

Youth specific fit is designed with vented materials to maximize comfort along with a full range of movement.

## YOUTH AGROID™ JERSEY

- Non-Fading Sublimated Graphics
- Youth Specific Performance Enhancing Fit
- Breathable Polyester Mesh Fabric
- Stretch Comfort Collar
- Stretch-Fitted Cuffs

## YOUTH AGROID™ PANT

- Breathable Polyester Mesh Chassis
- Reinforced High Denier Nylon Inner Knee Panels
- Youth Specific Performance Enhancing Fit
- Pre-Curved Leg for Ergonomic Riding Position
- 3-Point Waist Adjustment System
- Non-Fading Sublimated Graphics
- YKK® Auto Locking Zipper

**YKK**

*Little Paris. Big Difference.*



**MX1™ YOUTH GLOVE** **\$24.95**

| SIZE | PART #    |
|------|-----------|
| XS   | 3332-1717 |
| SM   | 3332-1718 |
| MD   | 3332-1719 |
| LG   | 3332-1720 |
| XL   | 3332-1727 |

**BLUE/ORANGE**  
**JERSEY - \$24.95**      **PANT - \$84.95**

| SIZE | JERSEY    | SIZE | PANT      |
|------|-----------|------|-----------|
| XS   | 2912-2329 | 18   | 2903-2337 |
| SM   | 2912-2330 | 20   | 2903-2338 |
| MD   | 2912-2331 | 22   | 2903-2339 |
| LG   | 2912-2332 | 24   | 2903-2340 |
| XL   | 2912-2333 | 26   | 2903-2341 |
|      |           | 28   | 2903-2342 |





HUNTER SIEGEL  
2023 GNCC MICRO (4-6)  
CHAMPION

APPAREL

HELMETS &  
GOGGLES

RIDER  
ARMOR

OUTERWEAR

YOUTH

LUGGAGE &  
PACKS

BIKE  
BODY

BIKE  
CONTROLS

BIKE  
SUSPENSION

BIKE  
BRAKING

BIKE  
DRIVE

BIKE  
BEARINGS

BIKE  
ENGINE

BIKE  
ELECTRICAL

BIKE  
EXHAUST

BIKE  
WHEELS

BICYCLE

GARAGE  
& PROMO

SIZING  
CHART





**SX1™ YOUTH GLOVE**

- Stretch-Fit performance back hand
- Non-fading sublimated graphics
- Pre-curved finger construction
- Out-seamed comfort fit
- Perforated Airflow Palm
- Adjustable wrist cuff
- Silicone tacky grips
- Available in sizes XS -XL (see sizing chart on page 386)

**Clarino.**



**SX1™ YOUTH GLOVE**

**\$22.95**

| SIZE | ORANGE    | TEAL      | GREEN     | BLUE      | RED       | BLACK     | WHITE     | PINK      |
|------|-----------|-----------|-----------|-----------|-----------|-----------|-----------|-----------|
| XS   | 3332-1753 | 3332-1758 | 3332-1677 | 3332-1681 | 3332-1685 | 3332-1689 | 3332-1693 | 3332-1697 |
| SM   | 3332-1754 | 3332-1759 | 3332-1678 | 3332-1682 | 3332-1686 | 3332-1690 | 3332-1694 | 3332-1698 |
| MD   | 3332-1755 | 3332-1760 | 3332-1679 | 3332-1683 | 3332-1687 | 3332-1691 | 3332-1695 | 3332-1699 |
| LG   | 3332-1756 | 3332-1761 | 3332-1680 | 3332-1684 | 3332-1688 | 3332-1692 | 3332-1696 | 3332-1700 |
| XL   | 3332-1757 | 3332-1762 | 3332-1721 | 3332-1722 | 3332-1723 | 3332-1724 | 3332-1725 | 3332-1726 |



**QUALIFIER™ YOUTH AGROID GOGGLE** \$18.95

- Flexible, yet durable molded goggle frame with venting
- Optically pure clear polycarbonate lens with scratch resistant and anti-fog coating
- Large eye port for maximum vision in all directions
- Elastic strap, with tacky grip print to hold goggle in place
- Molded face foam provides secure fit and seals out dust and dirt
- Replacement lenses and tear offs available
- Tear-off 10-pack available; 2602-0707 - retail \$5.95

| COLOR   | PART #    |
|---------|-----------|
| STEALTH | 2601-2660 |
| RED     | 2601-2661 |
| GREEN   | 2601-2662 |
| MINT    | 2601-2664 |
| ORANGE  | 2601-2665 |
| BLUE    | 2601-2666 |
| PINK    | 2601-2679 |

**QUALIFIER™ YOUTH GOGGLE REPLACEMENT PARTS** \$5.95 - \$6.95

- Optically pure polycarbonate lens
- Scratch resistant and anti-fog coating
- Integrated tear-off posts
- Lens colors available: clear & smoke
- Tear-offs available in a 10-pack



| COLOR               | PART #    |
|---------------------|-----------|
| CLEAR               | 2602-0586 |
| SMOKE               | 2602-0587 |
| TEAR-OFFS (10-PACK) | 2602-0707 |

**SAFETY WARNING:** Riding a motorcycle, ATV or UTV is a dangerous activity. When riding, always wear a helmet, eye protection and protective clothing. There is no assurance that serious injury or death can be avoided even if you wear the product shown in this catalog and take all precautions to avoid every risk. Please ensure that your Moose Racing products fit properly. Improperly fitting products can impair your ability to control your motorcycle, ATV or UTV.

APPAREL

HELMETS & GOGGLES

RIDER ARMOR

OUTERWEAR

YOUTH

LUGGAGE & PACKS

BIKE BODY

BIKE CONTROLS

BIKE SUSPENSION

BIKE BRAKING

BIKE DRIVE

BIKE BEARINGS

BIKE ENGINE

BIKE ELECTRICAL

BIKE EXHAUST

BIKE WHEELS

BICYCLE

GARAGE & PROMO

SIZING CHART





**F.I. AGROID CAMO YOUTH HELMET \$129.95**

- Equipped with MIPS® technology
- Multi density EPS liner for impact absorption
- Injection molded polycarbonate shell is lightweight, compact and strong
- 9 intake and 3 exhaust vents feed into the internal air channels
- Unique friction hinge visor is easily adjusted and secure
- Extra-large eyeport for excellent field of vision
- Fully removable moisture wicking liner and cheek pads
- Removable nose guard
- 2 shell sizes and 2 EPS sizes engineered for optimum fit
- DOT and ECE approved

| SIZE | YELLOW/GREEN | PINK/RED  | GRAY/WHITE | BLUE/WHITE |
|------|--------------|-----------|------------|------------|
| SM   | 0111-1523    | 0111-1526 | 0111-1529  | 0111-1532  |
| MD   | 0111-1524    | 0111-1527 | 0111-1530  | 0111-1533  |
| LG   | 0111-1525    | 0111-1528 | 0111-1531  | 0111-1534  |



| HELMET SIZING CHART |                 |                 |             |
|---------------------|-----------------|-----------------|-------------|
| SHELL SIZE          | S               | M               | L           |
| INCHES              | 18 1/8 - 18 7/8 | 19 1/4 - 19 3/4 | 20 - 20 1/2 |
| CENTIMETERS         | 47 - 48         | 49 - 50         | 51 - 52     |



BEAU GARETSON  
2023 GNCC 65 (10-11)  
CHAMPION

APPAREL

HELMETS & GOGGLES

RIDER ARMOR

OUTERWEAR

YOUTH

LUGGAGE & PACKS

BIKE BODY

BIKE CONTROLS

BIKE SUSPENSION

BIKE BRAKING

BIKE DRIVE

BIKE BEARINGS

BIKE ENGINE

BIKE ELECTRICAL

BIKE EXHAUST

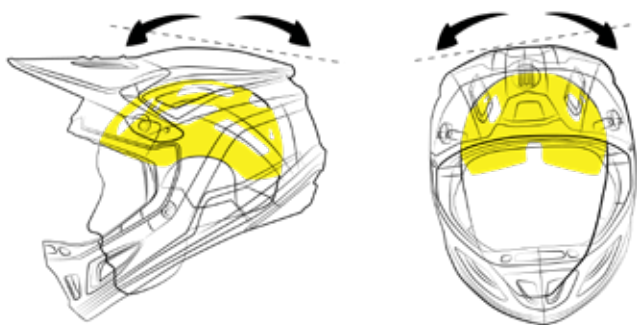
BIKE WHEELS

BICYCLE

GARAGE & PROMO

SIZING CHART

**MIPS® NEW MIPS TECHNOLOGY!**



**HOW MIPS WORKS**

In a helmet with MIPS Brain Protection System (BPS) the shell and the liner are separated by a Low Friction Layer. When a helmet with MIPS BPS is subjected to an angled impact, the low friction layer allows the helmet to slide relative to the head. The MIPS BPS is designed to add protection in helmets against the rotational motion. The rotational motion is a combination of rotational energy (angular velocity) and rotational forces (from angular acceleration) that both affects the brain and increases the risk for minor and severe brain injuries. MIPS BPS has been scientifically proven to reduce rotational motion when implemented in a helmet by absorbing and redirecting rotational energies and forces transferred to the brain.

**HELMET REPLACEMENT PARTS**

| DESCRIPTION           | PART #    | RETAIL  |
|-----------------------|-----------|---------|
| S CHEEK PADS (20MM)   | 0134-3054 | \$19.95 |
| M CHEEK PADS (15MM)   | 0134-3055 | \$19.95 |
| L CHEEK PADS (10MM)   | 0134-3056 | \$19.95 |
| S HELMET LINER (14MM) | 0134-3057 | \$19.95 |
| M HELMET LINER (12MM) | 0134-3058 | \$19.95 |
| L HELMET LINER (10MM) | 0134-3059 | \$19.95 |
| VISOR YELLOW/GREEN    | 0132-1597 | \$29.95 |
| VISOR PINK/RED        | 0132-1598 | \$29.95 |
| VISOR BLUE/WHITE      | 0132-1599 | \$29.95 |
| VISOR GRAY/WHITE      | 0132-1600 | \$29.95 |



**NEW  
COLOR!**

**YOUTH BOOT**



**ML3 YOUTH BOOT**

**\$119.<sup>95</sup>**

- Chassis is constructed with polyurethane coated synthetic leather
- Reinforced TPU shin, ankle, and foot plates
- Low profile compact lower toe box
- Heavyweight suede leather inner calf guard
- Rigid composite shank reinforced sole
- Polyurethane plastic closure strap with plastic buckles
- Internal soft EVA foam reinforced in impact areas
- Multi-layer synthetic rubber outsole
- Polyester inner lining wicks moisture
- Tested and certified according to European standard EN 13634:2015



| YOUTH BOOT |           |              |              |           |
|------------|-----------|--------------|--------------|-----------|
| YOUTH SIZE | WHITE     | BLACK/HI-VIZ | BLACK/ORANGE | BLACK     |
| 1          | 3411-0430 | 3411-0444    | 3411-0437    | 3411-0423 |
| 2          | 3411-0431 | 3411-0445    | 3411-0438    | 3411-0424 |
| 3          | 3411-0432 | 3411-0446    | 3411-0439    | 3411-0425 |
| 4          | 3411-0433 | 3411-0447    | 3411-0440    | 3411-0426 |
| 5          | 3411-0434 | 3411-0448    | 3411-0441    | 3411-0427 |
| 6          | 3411-0435 | 3411-0449    | 3411-0442    | 3411-0428 |
| 7          | 3411-0436 | 3411-0450    | 3411-0443    | 3411-0429 |

**SAFETY WARNING:** Riding a motorcycle, ATV or UTV is a dangerous activity. When riding, always wear a helmet, eye protection and protective clothing. There is no assurance that serious injury or death can be avoided even if you wear the product shown in this catalog and take all precautions to avoid every risk. Please ensure that your Moose Racing products fit properly. Improperly fitting products can impair your ability to control your motorcycle, ATV or UTV.

**CHILD BOOT**



**ML3 CHILD BOOT**

**\$89<sup>95</sup>**

- Chassis is constructed with polyurethane coated synthetic leather
- Reinforced TPU shin, ankle, and foot plates
- Low profile compact lower toe box
- Heavyweight suede leather inner calf guard
- Rigid composite shank reinforced sole
- Polyurethane plastic closure strap with plastic buckles
- Internal soft EVA foam reinforced in impact areas
- Multi-layer synthetic rubber outsole
- Polyester inner lining wicks moisture
- Tested and certified according to European standard EN 13634:2015

| CHILD BOOT |           |             |              |
|------------|-----------|-------------|--------------|
| CHILD SIZE | BLACK     | BLACK/WHITE | BLACK/HI-VIZ |
| 10         | 3411-0465 | 3411-0469   | 3411-0473    |
| 11         | 3411-0466 | 3411-0470   | 3411-0474    |
| 12         | 3411-0467 | 3411-0471   | 3411-0475    |
| 13         | 3411-0468 | 3411-0472   | 3411-0476    |

**ML3™ YOUTH/CHILD BOOT REPLACEMENT PARTS**

**\$3<sup>95</sup> - \$4<sup>95</sup>**

- Toe cap kit includes one cap and five mounting screws
- Youth long/short strap and buckle kit include three straps, three buckles and screws
- Child long/short strap and buckle kit include two straps, two buckles and screws
- Buckle base kit includes three bases and three screws



| DESCRIPTION                  | PART #    |
|------------------------------|-----------|
| TOE CAP KIT                  | 3430-0435 |
| YOUTH SHORT STRAP/BUCKLE KIT | 3430-0842 |
| YOUTH LONG STRAP/BUCKLE KIT  | 3430-0843 |
| CHILD SHORT STRAP/BUCKLE KIT | 3430-0840 |
| CHILD LONG STRAP/BUCKLE KIT  | 3430-0841 |
| BUCKLE BASE KIT              | 3430-0428 |

APPAREL

HELMETS & GOGGLES

RIDER ARMOR

OUTERWEAR

**YOUTH**

LUGGAGE & PACKS

BIKE BODY

BIKE CONTROLS

BIKE SUSPENSION

BIKE BRAKING

BIKE DRIVE

BIKE BEARINGS

BIKE ENGINE

BIKE ELECTRICAL

BIKE EXHAUST

BIKE WHEELS

BICYCLE

GARAGE & PROMO

SIZING CHART



**YOUTH AGROID™ CHEST GUARD** **\$69.95**

- Stone shield tested and certified according to European Standard EN 14021:2003
- Back protector tested and certified according to European Standard EN 1621-2:2014
- Adjustable Shoulder Straps and Waist Straps for Custom Fit
- Roost Deflecting Chest and Back Panels
- Molded Foam Comfort Liner
- Ventilation Ports for Breathability
- Easy Release Buckle Closures

| SIZE   | BLACK     | WHITE     |
|--------|-----------|-----------|
| 2XS/XS | 2701-1115 | 2701-1117 |
| SM/MD  | 2701-1116 | 2701-1118 |



| SIZE   | CHEST CIRCUMFERENCE | WAIST CIRCUMFERENCE | CHEST HEIGHT | BACK HEIGHT |
|--------|---------------------|---------------------|--------------|-------------|
| 2XS/XS | 32 1/4"             | 27 1/2" - 33 3/4"   | 9"           | 12 1/4"     |
| SM/MD  | 34 3/4"             | 30 3/4" - 37"       | 9 3/4" - 10" | 13 1/4"     |

**YOUTH XC1 VEST** **\$49.95**

- Water resistant & wind resistant polyester shell
- 2 Hand warmer pockets
- 1 chest pocket
- Moisture wicking mesh liner
- Soft lined collar
- Double stitched seams
- YKK® zippers

**YKK**

*Little Pans. Big Difference.*

| SIZE | PART #    |
|------|-----------|
| 5/6  | 2830-0619 |
| 7/8  | 2830-0620 |
| 10   | 2830-0621 |
| 12   | 2830-0622 |
| 14   | 2830-0623 |





**YOUTH SYNAPSE LITE KNEE PROTECTOR**

\$29.95

- Minimal lightweight design
- Additional padding for top of knee
- Slides freely under pants
- Recessed adjustable hook and loop leg straps
- Tested and certified to Standard EN 1621-1:2012

|                                   |           |
|-----------------------------------|-----------|
| YOUTH SYNAPSE LITE KNEE PROTECTOR | 2704-0493 |
|-----------------------------------|-----------|

**XC1 YOUTH RAIN JACKET**

\$69.95

- Seam sealed laminated nylon shell
- Mid-weight nylon panels in shoulder and elbow
- Fixed rear vent
- Two hand pockets and two internal pockets with YKK zippers
- Internal perforated poly mesh liner
- Adjustable collar, hem and cuffs
- Available in youth sizes 5/6 - 14 (see sizing chart on page 386)

**YKK**

*Little Pans. Big Difference.*

| SIZE | PART #    |
|------|-----------|
| 7/8  | 2922-0067 |
| 10   | 2922-0068 |
| 12   | 2922-0069 |
| 14   | 2922-0070 |



RYAN AMANCIO

APPAREL

HELMETS & GOGGLES

RIDER ARMOR

OUTERWEAR

YOUTH

LUGGAGE & PACKS

BIKE BODY

BIKE CONTROLS

BIKE SUSPENSION

BIKE BRAKING

BIKE DRIVE

BIKE BEARINGS

BIKE ENGINE

BIKE ELECTRICAL

BIKE EXHAUST

BIKE WHEELS

BICYCLE

GARAGE & PROMO

SIZING CHART





**AGROID SPLIT PERSONALITY HOODY**

**\$52<sup>95</sup>**

- 50% cotton/50% polyester
- Direct screen print graphics
- Available in sizes SM - XL

| SIZE | PART #    |
|------|-----------|
| SM   | 3052-0673 |
| MD   | 3052-0674 |
| LG   | 3052-0675 |
| XL   | 3052-0676 |



**PRO TEAM HOODY**

**\$52<sup>95</sup>**

- 80% cotton/20% polyester
- Direct screen print graphics
- Available in sizes SM - XL

| SIZE | PART #    |
|------|-----------|
| SM   | 3052-0629 |
| MD   | 3052-0630 |
| LG   | 3052-0631 |
| XL   | 3052-0632 |



**SALUTE TEE**

**\$30<sup>95</sup>**

- 100% cotton
- Direct screen print graphics
- Black and olive tee: sizes SM - XL

| SIZE | BLACK     | OLIVE     |
|------|-----------|-----------|
| SM   | 3032-3690 | 3032-3694 |
| MD   | 3032-3691 | 3032-3695 |
| LG   | 3032-3692 | 3032-3696 |
| XL   | 3032-3693 | 3032-3697 |



**MOOSE CAMO TEE** **\$31.95**

- 100% cotton
- Direct screen print graphics
- Black and brown tee; sizes SM - XL

| SIZE | BLACK     | TAN       |
|------|-----------|-----------|
| SM   | 3032-3682 | 3032-3686 |
| MD   | 3032-3683 | 3032-3687 |
| LG   | 3032-3684 | 3032-3688 |
| XL   | 3032-3685 | 3032-3689 |



**MOOSE OFFROAD TEE** **\$27.95**

- 100% cotton
- Direct screen printed graphics
- Black and white tee; sizes: SM to XL

| SIZE | BLACK     | WHITE     |
|------|-----------|-----------|
| SM   | 3032-3698 | 3032-3702 |
| MD   | 3032-3699 | 3032-3703 |
| LG   | 3032-3700 | 3032-3704 |
| XL   | 3032-3701 | 3032-3705 |



**MOOSE RACING PRO TEAM TEE** **\$27.95**

- 50% polyester/25% cotton/25% rayon blend fabric
- Direct screen printed graphics
- Black tee; sizes: SM to XL

| SIZE | PART #    |
|------|-----------|
| SM   | 3032-3381 |
| MD   | 3032-3382 |
| LG   | 3032-3383 |
| XL   | 3032-3384 |

**M1™ YOUTH SOCK** **\$12.95**

- Soft, thin ventilated leg panels and mid-density cushioned sole
- Quick-drying Coolmax® polyester is soft and aids moisture control
- Nylon-reinforced sole extends durability in high-abrasion areas
- Over-the-calf length, dynamic 2x1 nonslip cuff and stretch bands keeps sock in place
- Fits USA shoe 2-7



| SIZE  | YOUTH SHOE SIZE | PART #    |
|-------|-----------------|-----------|
| MD/LG | 2-7             | 3431-0477 |

APPAREL

HELMETS & GOGGLES

RIDER ARMOR

OUTERWEAR

YOUTH

LUGGAGE & PACKS

BIKE BODY

BIKE CONTROLS

BIKE SUSPENSION

BIKE BRAKING

BIKE DRIVE

BIKE BEARINGS

BIKE ENGINE

BIKE ELECTRICAL

BIKE EXHAUST

BIKE WHEELS

BICYCLE

GARAGE & PROMO

SIZING CHART









|                            |
|----------------------------|
| APPAREL                    |
| HELMETS & GOGGLES          |
| RIDER ARMOR                |
| OUTERWEAR                  |
| YOUTH                      |
| <b>LUGGAGE &amp; PACKS</b> |
| BIKE BODY                  |
| BIKE CONTROLS              |
| BIKE SUSPENSION            |
| BIKE BRAKING               |
| BIKE DRIVE                 |
| BIKE BEARINGS              |
| BIKE ENGINE                |
| BIKE ELECTRICAL            |
| BIKE EXHAUST               |
| BIKE WHEELS                |
| BICYCLE                    |
| GARAGE & PROMO             |
| SIZING CHART               |





**ADV1 TANK BAG**

**\$119.95**

- Dimensions: 11.2" L X 8.5" W X 6"-8" H
- Volume: 9L-11L
- Expandable zipper provides additional 2 inches of storage
- Universal mounting
- Quick release design
- Water resistant tarpaulin construction
- Water resistant zippers
- Clear map pocket
- Cable pass through
- 3 exterior pockets
- Molle attachment system for accessories
- Glove friendly zipper pulls
- Interior mesh pocket

ADV1 TANK BAG

3502-0543

**ADV1 REAR RACK BAG**

**\$114.95**

- Dimensions: 12" L X 13" W X 7"-10" H
- Volume: 15L-20L
- Expandable zipper provides additional 3 inches of storage
- Universal mounting
- Interior organizational pockets
- Waterproof removable rain cover
- Quick release buckles
- External shock cord for additional storage
- Reinforced top and bottom

ADV1 REAR RACK BAG

3515-0225



**ADV1 RACKLESS SADDLE BAGS**

**\$219.<sup>95</sup>**

- Saddle Dimensions: 30" L X 13" W
- Bag dimensions: 19.3" L X 11" W X 6" H
- Volume: 36L (18L per bag)
- Universal mounting
- Multiple attachment angles for a custom fit
- Water resistant tarpaulin construction
- Water resistant zippers
- Molle attachment system for accessories and seamless integration of Moose ADV1 Center Rear Bag
- Vibration adsorbing protective pads under the saddle
- Abrasion resistant Hypalon panels for additional durability

|                        |                  |
|------------------------|------------------|
| <b>ADV1 SADDLE BAG</b> | <b>3501-1915</b> |
|------------------------|------------------|



**ADV1 CENTER REAR BAG**

**\$59.<sup>95</sup>**

- Dimensions: 23.5" L X 9.8" W X 9.8" H
- Volume: 22L
- Fully seam sealed and waterproof
- Durable waterproof tarpaulin
- Roll top for easy access
- Webbing attachment system for universal mounting

|                             |                  |
|-----------------------------|------------------|
| <b>ADV1 REAR CENTER BAG</b> | <b>3530-0034</b> |
|-----------------------------|------------------|

**DUAL SPORT POLYETHYLENE REAR RACKS**

**\$124.<sup>95</sup> - \$142.<sup>95</sup>**

- Made of 15mm thick HDPE high density polyethylene plastic material which is durable and non-corrosive
- Light weight about 30% less than metal or aluminum materials
- Built in tiedown points
- Honda fitment has integrated the holes to except the ROTOPAX fuel storage systems
- Honda fitment has built-in handles

| DESCRIPTION                | PART #           |
|----------------------------|------------------|
| <b>HONDA</b>               |                  |
| <b>CRF300L 21-23</b>       | <b>1510-1005</b> |
| <b>KTM</b>                 |                  |
| <b>390 ADVENTURE 20-21</b> | <b>1510-1006</b> |
| <b>YAMAHA</b>              |                  |
| <b>TW200 87-23</b>         | <b>1510-1113</b> |



APPAREL

HELMETS & GOGGLES

RIDER ARMOR

OUTERWEAR

YOUTH

**LUGGAGE & PACKS**

BIKE BODY

BIKE CONTROLS

BIKE SUSPENSION

BIKE BRAKING

BIKE DRIVE

BIKE BEARINGS

BIKE ENGINE

BIKE ELECTRICAL

BIKE EXHAUST

BIKE WHEELS

BICYCLE

GARAGE & PROMO

SIZING CHART





**ADV1 DRY TRAIL PACKS**

**\$59.95 - \$79.95**

- Constructed from heavy-duty waterproof tarpaulin
- Durable heat welded seams
- Heavy-duty ITW quick-release buckles
- YKK water resistant zippered external pocket
- Roll down top design creates waterproof seal
- Coated tarpaulin material is easy to clean
- Dual compression straps for extra secure closure
- Universal mounting
- Available in three different sizes

| SIZE     | PART #    |
|----------|-----------|
| 25 LITER | 3516-0220 |
| 40 LITER | 3516-0221 |
| 60 LITER | 3516-0222 |

**REPLACEMENT PARTS**

**\$5.95 - \$8.95**

| SIZE                   | PART #    |
|------------------------|-----------|
| 25MM TRAIL PACK STRAP  | 3501-1397 |
| TOP STRAP/ADV1 DRY BAG | 3501-1426 |



3501-1237



3501-1238

**ADV1 DRY SADDLEBAGS** \$4.<sup>95</sup> - \$99.<sup>95</sup> - \$129.<sup>95</sup>

- Constructed from heavy-duty waterproof tarpaulin
- Durable heat welded seams
- Heavy-duty ITW quick release buckles
- Roll down top design creates waterproof seal
- Coated tarpaulin material is easy to clean
- Straps are adjustable via hook-and-loop
- Bags have quick disconnect buckles
- Available in two sizes

| SIZE              | PART #    |
|-------------------|-----------|
| 20 LITER          | 3501-1237 |
| 30 LITER          | 3501-1238 |
| REPLACEMENT STRAP | 3501-1398 |



3530-0010



3530-0009



**ADV1 ULTRA LIGHT BAGS** \$13.<sup>95</sup> - \$29.<sup>95</sup>

- Waterproof bags
- Polyester with PU coating
- Seams are sealed with seam tape
- Heavy-duty ITW quick release buckles
- Roll down top design creates waterproof seal
- Includes drawstring carrying/storage bag
- Available in a 25 liter and a three pack that includes a 2, 5 and 10 liter bag

| SIZE                          | PART #    |
|-------------------------------|-----------|
| 25 LITER                      | 3530-0010 |
| 3-PACK (2, 5, & 10 LITER BAG) | 3530-0009 |

**ADV1 DRY BACKPACK** \$89.<sup>95</sup>

- Constructed from heavy-duty waterproof tarpaulin
- Durable heat welded seams
- YKK water resistant zippered external pocket
- Heavy-duty ITW quick-release buckles
- Roll down top design creates waterproof seal
- Coated tarpaulin material is easy to clean
- Adjustable shoulder and sternum strap
- Available in 22 liter

|                   |           |
|-------------------|-----------|
| ADV1 DRY BACKPACK | 3517-0413 |
|-------------------|-----------|



APPAREL

HELMETS & GOGGLES

RIDER ARMOR

OUTERWEAR

YOUTH

LUGGAGE & PACKS

BIKE BODY

BIKE CONTROLS

BIKE SUSPENSION

BIKE BRAKING

BIKE DRIVE

BIKE BEARINGS

BIKE ENGINE

BIKE ELECTRICAL

BIKE EXHAUST

BIKE WHEELS

BICYCLE

GARAGE & PROMO

SIZING CHART





**WHAT TO ORDER?**

- Side case mount kit for your specific motorcycle. Side cases are sold as each. NOTE: If your mount is offset to accommodate exhaust, then you will need to use a smaller case on the exhaust side to balance your load and keep overall profile symmetrical
- Top case mount kit for your specific motorcycle. Note: Instructions for top case mounts are available to download at mooseracing.com
- See chart to determined size, style, and material. You can determine how many locks you will need to match to your side and top cases
- Optional Kenai accessories include inner liners for side and top cases, passenger back rest pad, lock sets and inner cargo nets (see chart for details)

**KENAI SERIES 36/47 LITER ALUMINUM SIDE CASES**

**\$364<sup>95</sup> - \$409<sup>95</sup> (ea)**

- High quality hardened aluminum alloy construction with clear anodized finish
- Patented AIDI 304 stainless steel integrated lock system
- Handle can be used to carry case when moved from bike
- Single key lock system for all operations
- Large 47-liter case can accommodate two helmets
- Waterproof double sealing lid and compartment closure
- Designed to be self-standing when removed from bike
- Built-in case guards
- Available accessories include expandable side case bag and detachable inner cargo net
- Part # 3501-1830 is a detectable inner mesh net Part # 3501-1832 that can be attached to the folding tray and top of case to prevent



36 LITER SIDE CASE


47 LITER SIDE CASE

| DESCRIPTION                 | PART #    |
|-----------------------------|-----------|
| TR 36 LITER SIDE CASE-LEFT  | 3501-1825 |
| TR 36 LITER SIDE CASE-RIGHT | 3501-1826 |
| TR 47 LITER SIDE CASE-LEFT  | 3501-1828 |
| TR 47 LITER SIDE CASE-RIGHT | 3501-1829 |



**KENAI SERIES ALUMINUM SIDE & TOP CASE MOUNTS** **\$199<sup>95</sup> - \$268<sup>95</sup>**

- Made from 3/4" (20mm) tubing
- Powder coated
- Rear crossbar design
- Brackets and mounting points to ensure correct fitment to motorcycle
- Complete hardware and instructions for assembly at [MooseRacing.com](http://MooseRacing.com)
- USE YOUR OWN JUDGMENT WHEN LOADING YOUR MOTORCYCLE. LIMITS MAY DEPEND ON RIDER EXPERIENCE, SPEED, TERRAIN TO BE COVERED AND WEATHER CONDITIONS



| MAKE/MODEL/YEAR             |                 | PART #    |
|-----------------------------|-----------------|-----------|
| <b>BMW</b>                  |                 |           |
| F750/F850 GS 19-23          | SIDE CASE MOUNT | 3521-0157 |
|                             | TOP CASE MOUNT  | 3516-0355 |
| R1250 GS ADVENTURE 19-23    | SIDE CASE MOUNT | 3521-0183 |
| R1250GS 19-23               | TOP CASE MOUNT  | 3516-0389 |
| R1250 GS ADVENTURE 19-22    | TOP CASE MOUNT  | 3516-0390 |
| <b>HARLEY DAVIDSON</b>      |                 |           |
| PAN AMERICA 21 -23          | SIDE CASE MOUNT | 3521-0162 |
| PAN AMERICA 21 -23          | TOP CASE MOUNT  | 3516-0386 |
| <b>HONDA</b>                |                 |           |
| CB500X 16-23                | SIDE CASE MOUNT | 3521-0181 |
|                             | TOP CASE MOUNT  | 3516-0391 |
| <b>CRF1100L AFRICA TWIN</b> |                 |           |
| ADVENTURE SPORTS SE 20-23   | SIDE CASE MOUNT | 3521-0154 |
|                             | TOP CASE MOUNT  | 3516-0351 |
| CRF 1100L AFRICA TWIN 20-21 | SIDE CASE MOUNT | 3521-0155 |
| <b>HUSQVARNA</b>            |                 |           |
| 901 NORDEN 22-23            | TOP CASE MOUNT  | 3516-0354 |
|                             | SIDE CASE MOUNT | 3521-0197 |
| <b>KTM</b>                  |                 |           |
| 790 ADVENTURE 19-22         | SIDE CASE MOUNT | 3521-0153 |
|                             | TOP CASE MOUNT  | 3516-0354 |
| 890 ADVENTURE 21-22         | SIDE CASE MOUNT | 3521-0153 |
|                             | TOP CASE MOUNT  | 3516-0354 |
| 1290 ADVENTURE 14-20        | TOP SIDE MOUNT  | 3521-0182 |
|                             | TOP CASE MOUNT  | 3516-0354 |
| 1290 ADVENTURE R/S/T 21-23  | SIDE CASE MOUNT | 3521-0199 |
|                             | TOP CASE MOUNT  | 3516-0397 |
| <b>SUZUKI</b>               |                 |           |
| V-STROM 650 17-23           | SIDE CASE MOUNT | 3521-0161 |
|                             | TOP CASE MOUNT  | 3516-0352 |
| V-STROM 1000 14-23          | SIDE CASE MOUNT | 3521-0160 |
|                             | TOP CASE MOUNT  | 3516-0352 |
| V-STROM 1050 14-23          | SIDE CASE MOUNT | 3521-0160 |
|                             | TOP CASE MOUNT  | 3516-0352 |
| <b>TRIUMPH</b>              |                 |           |
| TIGER 800 11-21             | SIDE CASE MOUNT | 3521-0158 |
|                             | TOP CASE MOUNT  | 3516-0356 |
| TIGER 900 20-23             | SIDE CASE MOUNT | 3521-0198 |
|                             | TOP CASE MOUNT  | 3516-0357 |
| <b>YAMAHA</b>               |                 |           |
| TENERE 700 19-23            | SIDE CASE MOUNT | 3521-0156 |
|                             | TOP CASE MOUNT  | 3516-0353 |
| TRACER 900 GT 18-20         | SIDE CASE MOUNT | 3521-0196 |

APPAREL

HELMETS & GOGGLES

RIDER ARMOR

OUTERWEAR

YOUTH

LUGGAGE & PACKS

BIKE BODY

BIKE CONTROLS

BIKE SUSPENSION

BIKE BRAKING

BIKE DRIVE

BIKE BEARINGS

BIKE ENGINE

BIKE ELECTRICAL

BIKE EXHAUST

BIKE WHEELS

BICYCLE

GARAGE & PROMO

SIZING CHART





***KENAI SERIES 37/48  
LITER ALUMINUM TOP  
CASES***

**\$389<sup>95</sup> - \$415<sup>95</sup> (ea)**

- High-quality, hardened aluminum alloy construction with clear anodized finish
- Patented AISI 304 stainless steel integrated lock system
- Single key lock system for all operations
- Handle can be used to carry case when removed from bike
- Waterproof, double-sealing lid and compartment
- Built-in bottom mat
- Four built-in cargo hooks, also made of AISI 304 stainless steel for additional mounting points
- Optional back rest attachment can be used on both 37 or 48 liter top cases (Part No. 3501-1831)
- USE YOUR OWN JUDGEMENT WHEN LOADING YOUR MOTORCYCLE. LIMITS MAY INCLUDE RIDER EXPERIENCE, SPEED, TERRAIN, AND WEATHER CONDITIONS.

| DESCRIPTION          | PART #    |
|----------------------|-----------|
| TR 37 LITER TOP CASE | 3501-1827 |
| TR 48 LITER TOP CASE | 3501-1833 |

| DESCRIPTION      | LENGTH | WIDTH | HEIGHT | LITERS | WEIGHT (LB) |
|------------------|--------|-------|--------|--------|-------------|
| TR 37 LITER CASE | 15.4"  | 13.4" | 7.5"   | 25     | 10          |
| TR 48 LITER CASE | 15.4"  | 13.4" | 12.3"  | 41     | 10.1        |





APPAREL

HELMETS & GOGGLES

RIDER ARMOR

OUTERWEAR

YOUTH

LUGGAGE & PACKS

BIKE BODY

BIKE CONTROLS

BIKE SUSPENSION

BIKE BRAKING

BIKE DRIVE

BIKE BEARINGS

BIKE ENGINE

BIKE ELECTRICAL

BIKE EXHAUST

BIKE WHEELS

BICYCLE

GARAGE & PROMO

SIZING CHART



3501-1832



3501-0931

**KENAI SERIES ALUMINUM CASE ACCESSORIES**

**\$19<sup>95</sup> - \$121<sup>95</sup>**

| DESCRIPTION                              | PART #    |
|--|-----------|
| TR 36 L SILVER SIDE CASE                 | 3501-1825 |
| TR36 R SILVER SIDE CASE                  | 3501-1826 |
| TR 37 R SILVER TOP CASE                  | 3501-1827 |
| TR 48 R SILVER TOP CASE                  | 3501-1833 |
| TR 47 L SILVER SIDE CASE                 | 3501-1828 |
| TR 47 R SILVER SIDE CASE                 | 3501-1829 |
| ALUMINUM UNIVERSAL TOP CASE BASE*        | 3516-0358 |
| PLASTIC UNIVERSAL TOP CASE BASE*         | 3516-0383 |
| PLASTIC UNIVERSAL TOP CASE HARDWARE KIT* | 3516-0384 |
| EXPANDABLE INNER BAG SIDE CASE/TOP CASE  | 3501-1830 |
| PASSANGER BACK REST UNI                  | 3501-1831 |
| KEY LOCK SET TOP CASE                    | 3516-0360 |
| KEY LOCK SET SIDE CASE                   | 3516-0361 |
| LID STOP STRAP                           | 3516-0362 |
| INNER CARGO NET UNI                      | 3501-1832 |

\* CHOOSE ONE TOP CASE BASE. ONLY PLASTIC MOUNT REQUIRES HARDWARE KIT.





**XCR REAR RACK**

**\$174.<sup>95</sup>**

- 12-gauge steel construction
- Multiple tie-down locations
- Easy installation with no modifications required
- Holds up to 40 lbs
- Powder coated black texture finish
- All mounting hardware included
- **USE YOUR OWN JUDGMENT WHEN LOADING YOUR MOTORCYCLE. LIMITS MAY DEPEND ON RIDER EXPERIENCE, SPEED, TERRAIN TO BE COVERED AND WEATHER CONDITIONS**
- Made in the USA

| MAKE/MODEL/YEAR     | PART #    |
|---------------------|-----------|
| <b>HONDA</b>        |           |
| CRF250L 13-20       | 1510-0399 |
| CRF250L RALLY 17-20 | 1510-0399 |
| XR650L 12-21        | 1510-0400 |
| <b>KAWASAKI</b>     |           |
| KLX250 09-14        | 1510-0398 |
| <b>SUZUKI</b>       |           |
| DR200S 15-20        | 1510-0403 |
| DR-Z 400S 00-19     | 1510-0402 |
| DR-Z400SM 05-19     | 1510-0402 |
| DR650SE 11-17       | 1510-0401 |
| <b>YAMAHA</b>       |           |
| WR250R 09-18        | 1510-0405 |
| XT250 08-22         | 1510-0404 |

**NEW**



**YAMAHA TW200 PRO REAR RACK**

**\$127.<sup>95</sup>**

- Made of 15 mm thick HDPE high density polyethylene plastic material which is durable and non-corrosive
- Light weight about 30% less than metal or aluminum materials
- Built in tiedown points

**YAMAHA TW200 PRO REAR RACK**

**1510-1113**





**LARGE REAR FENDER PACK**

**\$44.95**

- Pack mounts securely to your bike's rear fender with supplied hardware
- Wrap around zipper, plus a wide flap helps keep the elements out
- Size: 8.5" L X 8" W X 5 1/2" H

**SMALL REAR FENDER PACK**

**3510-0111**



**SMALL REAR FENDER PACK**

**\$39.95**

- Small pack mounts securely to your bike's rear fender with supplied hardware
- Wrap around zipper, plus a wide flap helps keep the elements out
- Size: 6.5" L X 6" W X 4" H

**SMALL REAR FENDER PACK**

**3510-0112**



**FENDER MOUNT TOOL PACK**

**\$44.95**

- Mounts securely to the rear fender with provided hardware.
- Compression straps and hook and loop closure keeps tools from shifting.
- Contents not included
- Closed pack size: 10" L X 7" W X 2" H



**FENDER MOUNT TOOL PACK**

**3510-0108**



**SPARE TUBE FENDER PACK**

**\$29.95**

- Perfect size for up to a 21" Moose Racing HD tube, tire spoons and inflator kit
- Uniquely designed mounting hooks attach quickly and securely to most front fenders but have quick release buckles that allow you to install or remove.
- Rubberized bottom helps the pack stay put in gnarly riding conditions
- Size: 10" L x 6 1/2" W x 1"



**SPARE TUBE FENDER PACK**

**3510-0113**

APPAREL

HELMETS & GOGGLES

RIDER ARMOR

OUTERWEAR

YOUTH

LUGGAGE & PACKS

BIKE BODY

BIKE CONTROLS

BIKE SUSPENSION

BIKE BRAKING

BIKE DRIVE

BIKE BEARINGS

BIKE ENGINE

BIKE ELECTRICAL

BIKE EXHAUST

BIKE WHEELS

BICYCLE

GARAGE & PROMO

SIZING CHART





**NUMBER PLATE TRAIL PACK**

**\$39.95**

- Easily mounts to your headlamp cowl or front number plate
- Multiple internal and external storage compartments are perfect for tools

NUMBER PLATE TRAIL PACK

3510-0109



**DUAL SPORT FENDER PACK**

**\$39.95**

- Similar in design to Moose Racing's popular Spare Tube Fender Pack, but with a larger storage capacity for a heavy-duty tube, packable rain jacket or extra tools
- Mounting hooks securely grasp the fenders edge but have quick release buckles that allow you to install or remove the pack in seconds
- 500D tarpaulin material construction protects your cargo and easy to clean
- YKK zippers
- Size: 12"L x 7" W x 2"H
- Contents not included

DUAL SPORT FENDER PACK

3510-0107



**XCR™ ENDURO PACK**

**\$59.95**

- The rugged, yet flexible 600 denier material conforms to your body and the exclusive back padding allows ventilation channels and extra wide waist belt adds real comfort
- Quick-release belt buckle easily adjusts and locks the wide main strap to fit your waist - fits waist sizes 28" - 56"
- Front fold-down flap provides element protection to the pack and holds an easy-access exterior zippered compartment for maps, scorecards, or registration papers
- The main fold-out compartment is equipped with a variety of elastic tool bands to keep your selection of tools and gear organized and in place
- Main compartment size: 10"L x 5 ½"W x 3"H
- Side compartment sizes: 5 ½"L x 5"W x 4"H

XCR ENDURO PACK

3520-0006



**QUALIFIER PACK**

**\$39.95**

- Similar to Moose Tool Wrap but in a fanny pack design
- Quick-release belt buckle easily adjusts and locks the main strap to fit your waist
- Fits waist sizes 28" - 48"
- A variety of elastic bands keeps your tools organized and in place
- Main compartment size: 10"L x 5"W x 1"H

QUALIFIER PACK

3520-0005



**TOOL WRAP**

**\$24.95**

- Quick-release belt buckle
- Fits waist sizes 28" - 48"
- A fold-down outer flap, internal zippered pocket with variety of elastic bands keeps your selection of tools organized
- Unique twin compression straps secures pack closure
- Main compartment size: 10"L x 5 1/2"W x 2 1/2"H
- Contents not included

TOOL WRAP

3510-0114



**HOOK AND LOOP  
SECURING STRAP  
INCLUDED**

**OFF-ROAD TRAIL STRAP**

**\$19.95**

- 12' long nylon strap with loop and open ends
- New rugged 500D tarpaulin pack material construction
- Mounting strap to attach pouch to a vehicle, belt or other gear
- YKK zippers
- Size: 5 1/2"L x 3"W x 1"H

OFF-ROAD TRAIL STRAP

3510-0110



**TRAVEL BACKPACK**

**\$69.95**

- Durable 600D Polyester Oxford woven material
- Over 600 cubic inches of cargo capacity
- Foam padded, fleece lined laptop pocket
- One external zipper phone pocket and two mesh bottle pockets
- Fully adjustable shoulder straps
- Mesh back padding with ventilation channels
- Constructed from durable 600D material
- YKK zippers
- Size: 18"L x 12.5"W x 5"H

BACKPACK

3517-0501



**GOGGLE CARRIER**

**\$39.95**

- Holds and protects up to five pairs of goggles
- Brushed fleece liner
- Small internal mesh pocket
- Size: 11 1/2"L x 5 1/2"W x 9"H

GOGGLE CARRIER

3512-0290

APPAREL

HELMETS &  
GOGGLES

RIDER  
ARMOR

OUTERWEAR

YOUTH

LUGGAGE &  
PACKS

BIKE  
BODY

BIKE  
CONTROLS

BIKE  
SUSPENSION

BIKE  
BRAKING

BIKE  
DRIVE

BIKE  
BEARINGS

BIKE  
ENGINE

BIKE  
ELECTRICAL

BIKE  
EXHAUST

BIKE  
WHEELS

BICYCLE

GARAGE  
& PROMO

SIZING  
CHART





**ROLLER BAG**

**\$299.95**

- Main compartment provides easy accessibility
- Removable wall for keeping gear separated
- Opens to one large storage compartment
- Zippered pockets on top for goggles, gloves, jerseys
- Retractable handle and large reinforced grab handles
- Size: 32"L x 17"W x 16"H

ROLLER BAG

3512-0292



**RACE GEAR BAG**

**\$109.95**

- Provides ample room to carry Moto gear in single compartment.
- Equipped with grab handles and an adjustable shoulder strap
- One exterior compartment for boots or dirty clothes
- Measurements 24"L X 20" H X 16"W

RACE GEAR BAG

3512-0291

**NEW**



**HELMET BAG**

**\$39.95**

- Easily accessible exterior accessory pocket
- Large mesh panel for ventilation
- Soft felt-lined interior
- Reinforced padded bottom for extra protection
- Large zipper opening

HELMET BAG

3514-0044

**BACKPACK TRAIL HYDRATION PACK \$79.95**

- Rugged, wide-mouth zippers
- Over 600 cubic inches of cargo capacity
- Long exterior zippered pocket
- Fully adjustable shoulder, sternum and waist straps
- Includes back padding and ventilation channels
- Internal main pocket sleeve and hook for keeping water reservoir separated from gear
- Constructed from durable 600D material
- 3-liter bladder with angle bite valve included
- Size: 18"L x 10"W x 4"H



BACKPACK XCR HYDRATION PACK

3519-0064

**BACKPACK LIGHT HYDRATION PACK \$59.95**

- Low-profile design
- Fully adjustable, padded shoulder straps and chest strap
- Includes back padding and ventilation channels
- Smaller external zippered pocket
- 2-liter bladder with angle bite valve
- Constructed from durable 600D material
- Size: 16"L x 9" W x 1"H



**BACKPACK LIGHT HYDRATION PACK** 3519-0063



**HIP HYDRATION PACK 74.95**

- Lightweight and form fitting
- Fully adjustable, padded waist strap and cargo cinch strap
- Back padding and ventilation channels
- Three external zippered pockets provides extra storage
- Durable, easy-to-fill, 1.5-liter bladder with quick release bite valve / tube included
- Constructed from durable 600D material
- YKK zippers
- Size: 10"L x 6"W x 2.5"H

**HIP HYDRATION PACK** 3519-0062



**HIP HYDRATION BLADDER 24.95**

- Lightweight and form-fitting, the hip hydration pack

**HIP HYDRATION BLADDER** 3519-0067  
**REPLACEMENT HOSE** 3519-0068

**WATER BOTTLE-20oz. \$3.95**

- 20oz. MDPE plastic water bottle



**WATER BOTTLE-20oz.** 9501-0272

**WATER BOTTLE-26oz. \$13.95**

- 26oz. BPA free premium bottle
- Purist technology shields the inside of the bottle from any bad taste, mold, or staining
- MoFlo cap; easy to open, effortless to use, and leak-proof when closed
- Made in the USA



**WATER BOTTLE-26oz.** 9501-0220

APPAREL

HELMETS & GOGGLES

RIDER ARMOR

OUTERWEAR

YOUTH

LUGGAGE & PACKS

BIKE BODY

BIKE CONTROLS

BIKE SUSPENSION

BIKE BRAKING

BIKE DRIVE

BIKE BEARINGS

BIKE ENGINE

BIKE ELECTRICAL

BIKE EXHAUST

BIKE WHEELS

BICYCLE

GARAGE & PROMO

SIZING CHART





RICHARD KIRKPATRICK



**ADVENTURE WINDSCREENS \$63.<sup>95</sup> - \$122.<sup>95</sup>**

- Made from Lucite aircraft quality acrylic
- More rigid and optically clearer than OEM windscreens
- Available in different heights and sizes
- "Shorty" version available for some models
- Made in the USA

| MAKE/MODEL/YEAR                              | COLOR               | PART #    |
|--|---------------------|-----------|
| <b>BMW</b>                                   |                     |           |
| F650GS TWIN 08-12/ F800GS 08-16 (+2")        | CLEAR               | 2312-0214 |
| F650GS TWIN 08-12/ F800GS 08-16 (+4")        | CLEAR               | 2312-0215 |
| R1150GS ADVENTURE 02-06 (STOCK)              | CLEAR               | 2312-0210 |
| R1150GS ADVENTURE 02-06 (+2")                | CLEAR               | 2312-0211 |
| R1200GS 04-12 (STOCK)                        | CLEAR               | 2312-0216 |
| R1200GS 04-12 (+2")                          | CLEAR               | 2312-0217 |
| R1200GS 04-12 (+4")                          | CLEAR               | 2312-0218 |
| R1200GSA ADVENTURE (OILHEAD) 06-13 (STOCK)   | CLEAR               | 2312-0222 |
| R1200GSA ADVENTURE (OILHEAD) 06-13 (+2")     | CLEAR               | 2312-0223 |
| R1200GSA ADVENTURE (OILHEAD) 06-13 (+4")     | CLEAR               | 2312-0224 |
| <b>HONDA</b>                                 |                     |           |
| NC700X 12-15 (+9")                           | CLEAR               | 2312-0265 |
| CRF1000 AFRICA TWIN 17-18 SHORTY SPORT (-2") | DARK TINT           | 2312-0398 |
| CRF1000 AFRICA TWIN 17-18 (+2")              | CLEAR               | 2312-0399 |
| CRF1000 AFRICA TWIN 17-18 (+4")              | CLEAR               | 2312-0400 |
| <b>KAWASAKI</b>                              |                     |           |
| KLR650 08-18 (+2")                           | CLEAR W/ SILKSCREEN | 2312-0204 |
| KLR650 08-18 (+4")                           | CLEAR W/ SILKSCREEN | 2312-0205 |
| <b>KTM</b>                                   |                     |           |
| 950/990 ADVENTURE/S/R 04-13 SHORTY (-5")     | DARK TINT           | 2312-0206 |
| <b>SUZUKI</b>                                |                     |           |
| DL650 V-STROM 04-11 SHORTY SPORT (-4")       | DARK TINT           | 2312-0207 |
| DL650 V-STROM 04-11 (+2")                    | CLEAR               | 2312-0208 |
| DL650 V-STROM 04-11 (+4")                    | CLEAR               | 2312-0209 |
| DL650 V-STROM 12-18 SHORTY SPORT (-2")       | DARK TINT           | 2312-0247 |
| DL1000 V-STROM 04-12 SHORTY SPORT (-4")      | DARK TINT           | 2312-0207 |
| DL1000 V-STROM 04-12 (+2")                   | CLEAR               | 2312-0208 |
| DL1000 V-STROM 04-12 (+4")                   | CLEAR               | 2312-0209 |



APPAREL

HELMETS & GOGGLES

RIDER ARMOR

OUTERWEAR

YOUTH

LUGGAGE & PACKS

**BIKE BODY**

BIKE CONTROLS

BIKE SUSPENSION

BIKE BRAKING

BIKE DRIVE

BIKE BEARINGS

BIKE ENGINE

BIKE ELECTRICAL

BIKE EXHAUST

BIKE WHEELS

BICYCLE

GARAGE & PROMO

SIZING CHART





**ALUMINUM SKID PLATES** **\$89.95 - \$414.95**

- Protects vital engine parts and cases from rocks and debris
- Clear anodized for corrosion protection and good looks
- Skid plates made from 3/16" 5052 H-32 aluminum (some plates use .160" material)
- Smooth underside won't snag when crossing logs
- Oil drain hole on all required models
- Heat-treated chromoly steel clamps keep plates mounted securely
- All mounting hardware included
- Replacement clamps available
- Made in the USA

| DESCRIPTION        | RETAIL PRICE     |
|--------------------|------------------|
| REPLACEMENT CLAMPS | \$7.95 - \$10.95 |

**ALUMINUM SKID PLATES**

| MAKE/MODEL/YEAR                     | SKID PLATE | SKID PLATE REPLACEMENT CLAMPS |
|-------------------------------------|------------|-------------------------------|
| <b>BMW</b>                          |            |                               |
| F650GS 08-18                        | 0505-0966  | -                             |
| F700GS 13-18                        | 0505-0966  | -                             |
| F800GS 08-20                        | 0505-0966  | -                             |
| F850 ADVENTURE 19-21                | 0506-1384  | -                             |
| F850 GS 19-20                       | 0506-1385  | -                             |
| GS1250 19-22                        | 0506-1382  | -                             |
| <b>GAS GAS</b>                      |            |                               |
| EC 250 21-22                        | 0506-1431  | -                             |
| EC 300 21-22                        | 0506-1431  | -                             |
| MC 250 21-22                        | 0506-1354  | -                             |
| MC 250 F 21-22                      | 0506-1380  | -                             |
| MC 350-F 21-22                      | 0506-1380  | -                             |
| EX 250 21-22                        | 0506-1354  | -                             |
| EX 300 21-22                        | 0506-1354  | -                             |
| EX 250-F 21-22                      | 0506-1380  | -                             |
| EX 350-F 21-22                      | 0506-1380  | -                             |
| MX/XC/EC200/250/300 88-11           | M750       | (3) M209                      |
| <b>HONDA</b>                        |            |                               |
| CRF50F/CRF70F 02-22                 | 0505-0047  | -                             |
| XR50/70 89-01                       | 0505-0047  | -                             |
| CR80/85/85E 00-08                   | M100       | (3) M208                      |
| CRF110 13-18                        | 0506-0904  | -                             |
| CRF110 19-22                        | 0506-1430  | -                             |
| CR125 02-07                         | M105       | (4) 0506-0152                 |
| CRF125F/CRF125F BIG WHEEL 11-22     | 0506-1226  | -                             |
| CRF150F 03-05                       | 0505-0048  | (3) M208                      |
| CRF150F 06-17                       | 0506-0261  | (2) M208                      |
| CRF150R / EXPERT 07-22              | 0506-0288  | (2) M208 / (2) M209           |
| CRF230F 06-19                       | 0505-0048  | (3) M208                      |
| CRF230L 08-17                       | 0505-1044  | (3) M208 / (1) M209           |
| CR250 97-99                         | M451X      | (3) M827                      |
| CR250 00-01                         | M452X      | (4) M827                      |
| CR250L 12-20 DELETE, NO SUCH MODEL. | 0506-0767  | (3) 0506-0152 / (1) 0506-0153 |
| CR250 02-09                         | M453X      | (1)0506-0152, (3)0506-0153    |
| CRF250R 04-09                       | 0505-0064  | -                             |
| CRF250R 10-13                       | 0505-1045  | -                             |
| CRF250R 18-21                       | 0506-1258  | -                             |
| CRF250F 19-22                       | 0506-1383  | -                             |
| CRF250X 04-17                       | 0505-0064  | (1)0506-0152, (3)0506-0153    |
| CRF250L 12-22                       | 0506-0767  | -                             |
| CRF250RX 20-21                      | 0506-1258  | -                             |

**ALUMINUM SKID PLATES (CON'T)**

| MAKE/MODEL/YEAR            | SKID PLATE | SKID PLATE REPLACEMENT CLAMPS |
|----------------------------|------------|-------------------------------|
| <b>HONDA (CON'T)</b>       |            |                               |
| XR250R 86-94               | M405X      | (2) M207                      |
| XR250R 96-04               | M412X      | (1) M207 / (3)M208            |
| CRF300L 21-22              | 0506-1834  | -                             |
| XR400R 00-07               | M411X      | (1) M207 / (3) M209           |
| CRF450R 02-04              | M454X      | (4) M827                      |
| CRF450R 05-08              | 0506-0149  | (3) 0506-0152                 |
| CRF450R 17-20              | 0506-1130  | -                             |
| CRF450R 21-22              | 0506-1835  | -                             |
| CRF450RX 17-20             | 0506-1130  | -                             |
| CRF450RX 21-22             | 0506-1835  | -                             |
| CRF450X 05-18              | 0506-0183  | (1) 0506-0152                 |
| CRF450X 19-22              | 0506-1429  | -                             |
| CRF450RL 19-22             | 0506-1429  | -                             |
| CR500 90-01                | M433       | (3) M209                      |
| XR600R 89-00               | M431       | (3) M208                      |
| XR650L 92-21               | M431       | (3) M208                      |
| XR650R 00-07               | M434X      | -                             |
| AFRICA TWIN CRF1000L 17-19 | 0506-1189  | -                             |
| <b>HUSABERG</b>            |            |                               |
| TE 250/300 11-13           | 0506-0641  | (4) M208                      |
| <b>HUSQVARNA</b>           |            |                               |
| TC85 14-16                 | 0506-0202  | -                             |
| TC/TE 125 14-16            | 0506-0654  | -                             |
| TC/TE 125 17-18            | 0506-0929  | -                             |
| TX125 17-18                | 0506-1154  | -                             |
| TE150 17                   | 0506-1154  | -                             |
| FC250 16-18                | 0506-0913  | -                             |
| FE250 19-22                | 0506-1137  | -                             |
| FX250 16-18                | 0506-0913  | -                             |
| FX250 19-22                | 0506-1380  | -                             |
| TC250 14-16                | 0506-0641  | -                             |
| TC250 17-18                | 0506-0912  | -                             |
| TE250/TE300 14-16          | 0506-0641  | -                             |
| TE250/TE300 17-19          | 0506-1062  | -                             |
| TE250/300 I 20-22          | 0506-1431  | -                             |
| TC/TX250-300 17-18         | 0506-1063  | -                             |
| 250/300/360 CR/WR 88-13    | M207X      | (3) M208                      |
| FE 350 17-22               | 0506-1137  | -                             |
| FC/FX 350 16-18            | 0506-0913  | -                             |
| FC/FX 350 19-22            | 0503-1380  | -                             |
| FC450 16                   | 0506-0912  | -                             |
| FE450/501 16               | 0506-0653  | -                             |
| FE450 17-22                | 0506-1135  | -                             |
| FX450 14-16                | 0506-0653  | -                             |
| FE501 16                   | 0506-0653  | -                             |
| FE501 17-21                | 0506-1135  | -                             |
| 701 ENDURO 16-21           | 0505-0970  | -                             |
| <b>KAWASAKI</b>            |            |                               |
| KX65 97-22                 | 0506-0262  | -                             |
| KX80/85/100 97-22          | M220       | -                             |
| KX125 03-05                | -          | (3) M208                      |
| KLX140L /G 09-22           | 0505-1098  | (2) M207                      |
| KDX200 89-94               | M214       | (4) M208                      |
| KDX200/220 95-06           | M217       | (3) M208                      |
| KLR230/230R 20-22          | 0506-1744  | -                             |
| KX250 88-89                | M222       | (4) M208                      |
| KX250 94-04                | M228       | (3) M209                      |
| KLX250S 06-21              | 0506-0372  | (2) M208                      |
| KX250 05-07                | 0506-0180  | (2) M209                      |
| KX250 09-20                | 0505-0899  | -                             |
| KX250 21-22                | 0506-1355  | -                             |
| KX250X 21-22               | 0506-1355  | -                             |
| KLX300 97-08               | M234       | (4) M208                      |
| KLX300/300R 20-22          | 0506-0372  | -                             |
| X300 VERSYS 17-21          | 0506-1257  | -                             |
| KLX400 03-05               | M446       | (1) M209                      |
| KX450F 06-08               | 0506-0265  | 0506-0152                     |
| KX450F 16-18               | 0506-0928  | -                             |
| KX450 19-22                | 0506-1355  | -                             |
| KX450X 21-22               | 0506-1355  | -                             |
| KLX450R 07-09              | 0506-0265  | (2) 0506-0152                 |
| KX500 88-02                | M222       | (4) M208                      |
| KLR650 08-21               | 0506-0373  | -                             |
| KLR650 22                  | 0506-1836  | -                             |
| KLR650 ADVENTURE 22        | 0506-1836  | (4) M209                      |

**ALUMINUM SKID PLATES (CON'T)**

| MAKE/MODEL/YEAR                    | SKID PLATE | SKID PLATE REPLACEMENT CLAMPS |
|------------------------------------|------------|-------------------------------|
| <b>KTM</b>                         |            |                               |
| 85SX/105SX 05-16                   | 0506-0202  | (4) M804                      |
| 125SX 12-15                        | 0506-0654  | (2) M208                      |
| 125SX 16-18                        | 0506-0929  | -                             |
| 125/SX/EXC125/200 04-11            | 0505-0138  | (4) M208                      |
| 125/200EXC 12-13C                  | 0506-0654  | (2)M208                       |
| 150SX 12-15                        | 0506-0654  | (2)M208                       |
| 150SX 16-18                        | 0506-0929  | -                             |
| 150XC 12-15                        | 0506-0654  | (2)M208                       |
| 150XC 16-18                        | 0506-0929  | -                             |
| 150XC-W 17-22                      | 0506-1154  | -                             |
| 200XC/XC-W 07                      | 0505-0138  | (4) M208                      |
| 200XC-W 12-16                      | 0506-0654  | (2)M208                       |
| 250/450/525EXC/MXC 04-06           | 0505-0049  | (2) M208                      |
| 250/300EXC 07-11                   | 0506-0314  | (2) M208                      |
| 250/300SX/MX/MXC/EXC 90-02         | M224       | (4) M804                      |
| 250/300SX/MX/MXC/EXC 03-06         | 0506-0181  | (4) M804                      |
| 250SX 03-06                        | 0506-0181  | (4) M804                      |
| 250SX 07-11                        | 0506-0314  | (2) M208                      |
| 250SX 12-16                        | 0506-0641  | (2)M208                       |
| 250SX 17-18                        | 0506-1063  | -                             |
| 250SX 19-22                        | 0506-1354  | -                             |
| 250SX-F 16-18                      | 0506-0913  | -                             |
| 250SX-F 19-22                      | 0506-1380  | -                             |
| 250/300XC/XC-W 07                  | 0506-0181  | (4) M804                      |
| 250/300XC/XC-W 08-10               | 0506-0314  | (2) M208                      |
| 250XC/XC-W 11-16                   | 0506-0641  | (2)M208                       |
| 250XC 17-18                        | 0506-1063  | -                             |
| 250XC 19-22                        | 0506-1354  | -                             |
| 250XC-F 16-18                      | 0506-0913  | -                             |
| 250XC-F 19-22                      | 0506-1380  | -                             |
| 250XC-W 17-19                      | 0506-1062  | -                             |
| 250XC-W 20-22                      | 0506-1431  | -                             |
| 250/300EXC 12-13C                  | 0506-0641  | (2)M208                       |
| 250EXC-F 17-19                     | 0506-1137  | -                             |
| 300XC-W 11                         | 0506-0314  | (2) M208                      |
| 300XC/XC-W 12-16                   | 0506-0641  | (2)M208                       |
| 300XC-W 17-19                      | 0506-1062  | -                             |
| 300XC 19-22                        | 0506-1354  | -                             |
| 300XC-W 20-22                      | 0506-1431  | -                             |
| 300XC-W 17-18                      | 0506-1062  | -                             |
| 350EXC-F 17-22                     | 0506-1137  | -                             |
| 350SX-F 16                         | 0506-0913  | -                             |
| 350SX-F 17-18                      | 0506-0913  | -                             |
| 350SX-F 19-22                      | 0506-1380  | -                             |
| 350XC-F 16                         | 0506-0913  | -                             |
| 350XC-F 17-18                      | 0506-0913  | -                             |
| 350XC-F 20-22                      | 0506-1380  | -                             |
| 350XCF-W 21-22                     | 0506-1380  | -                             |
| 360/380MX/MXC/EXC 96-02            | M224       | (4) M804                      |
| 400/450/520/525SX/MXC/EXC 00-03    | M236       | (2) M804                      |
| 400/450/525EXC/XC/XC-W 07          | 0505-0049  | (2) M208                      |
| 450/525SX/EXC/MXC (4 STROKE) 04-06 | 0505-0049  | (2) M208                      |
| 450EXC-F 17-22                     | 0506-1135  | -                             |
| 450SX-F 19-22                      | 0506-1356  | -                             |
| 450XC-F 19-22                      | 0506-1356  | -                             |
| 450XC-F 12                         | 0506-0653  | (2)M209                       |
| 450XC-F 16                         | 0506-0912  | -                             |
| 450XCF-W 12-16                     | 0506-0653  | -                             |
| 450/500XCF-W/EXC-F 12              | 0506-0653  | (2)M209                       |
| 500EXC 12-16                       | 0506-0653  | (2)M209                       |
| 500EXC-F 17-22                     | 0506-1135  | -                             |
| 500XCF-W 17-22                     | 0506-1135  | -                             |
| 500XC-W 12-16                      | 0506-0653  | (2)M209                       |
| 690 ENDURO 09-21                   | 0505-0970  | -                             |
| <b>SUZUKI</b>                      |            |                               |
| RM80/85/L 98-22                    | M238       | (2) M207                      |
| RM100 03-04                        | M220       | -                             |
| RM125 01-08                        | M239       | (4) M208                      |
| RM250 89-93                        | M440X      | (4) M208                      |
| RM250 01-08                        | M448       | (3) M209                      |
| RMX250 89-98                       | M440X      | (4) M208                      |
| RMZ250 10-18                       | 0506-0625  | (2)0506-0152                  |
| DR200 96-20                        | 0506-1357  | -                             |
| DR250/350 90-95                    | M442X      | (2) M208                      |

**ALUMINUM SKID PLATES**

| MAKE/MODEL/YEAR                   | SKID PLATE  | SKID PLATE REPLACEMENT CLAMPS |
|-----------------------------------|-------------|-------------------------------|
| <b>SUZUKI (CON'T)</b>             |             |                               |
| DR350 96-99                       | M442X       | (2) M208                      |
| DR-Z400/E/S 00-22                 | M446        | (1) M209                      |
| RMZ450 08-17                      | 0505-0901   | (4) 0506-0152                 |
| RMZ450 18-22                      | 0506-1263   | -                             |
| RMX450Z 17-19                     | 0506-1190   | -                             |
| DR650SE 98-22                     | M449X       | (4) M208                      |
| <b>YAMAHA</b>                     |             |                               |
| YZ80/85 93-22                     | M240        | (2) M207                      |
| TTR125/L ALL YEARS                | 0505-0050   | -                             |
| YZ125 95-04                       | M245        | (3) M208                      |
| YZ125 05-22                       | 0506-0147   | (4) 0506-0152                 |
| YZ125X 22                         | 0506-0147   | -                             |
| TW200 87-22                       | 0505-0965   | (2) M208                      |
| TTR230 02-22                      | 0506-1745   | -                             |
| TTR250 97-06                      | M250        | (2) M208 / (3) M209           |
| WR250 94-97                       | M216        | (2) M208 / (1) M209           |
| WR250F 02-06                      | 0505-0051   | (2) M208                      |
| WR250F 07-13                      | 0506-0311   | (1) 0506-0152                 |
| WR250R 08-20                      | 0506-0401 3 | -                             |
| WR250F 14-19                      | 0506-1036   | -                             |
| WR250F 20-22                      | 0506-1381   | -                             |
| WR250X 00-17                      | 0506-0401   | -                             |
| YZ250 93-95                       | M216        | (2) M208 / (1) M209           |
| YZ250 99-04                       | M235        | (1) M803 / (2) M209           |
| YZ250 05-22                       | 0506-0145   | (4) 0506-0152                 |
| YZ250X 16-22                      | 0506-0145   | -                             |
| YZ250F 01-05                      | M251        | (2) M208                      |
| YZ250F 07-09                      | 0506-0310   | (1) 0506-0152                 |
| YZ250F 14-18                      | 0506-0927   | -                             |
| YZ250F 19-22                      | 0506-1270   | -                             |
| YZ250FX 15-19                     | 0506-1036   | -                             |
| YZ250FX 20-22                     | 0506-1381   | -                             |
| XT250 08-22 *NOT CALIFORNIA MODEL | 0505-0902   | -                             |
| YZ/WR400F/426F 98-02              | M233X       | (3) M209                      |
| WR450F 03-06                      | M243        | (2) M208                      |
| WR450F 12-15                      | 0506-0745   | (3) 0506-0152                 |
| WR450F 16-18                      | 0506-1036   | -                             |
| WR450F 19-22                      | 0506-1381   | -                             |
| YZ450F 06-09                      | 0506-0267   | (1) 0506-0152                 |
| YZ450F 10-13                      | 0505-1100   | (2) 0506-0152                 |
| YZ450F 14                         | 0506-0775   | -                             |
| YZ450F 15-17                      | 0506-0927   | -                             |
| YZ450F 18-22                      | 0506-1270   | -                             |
| YZ450FX 15-18                     | 0506-1036   | -                             |
| YZ450FX 19-22                     | 0506-1381   | -                             |
| SUPER TENERE 10-13                | 0506-0744   | -                             |

(\*): HOW MANY CLAMPS ARE NEEDED  
 1 - FULL SKID PLATE  
 2 - ANODIZED BLACK  
 3 - NOT FOR CA MODEL

**ALUMINUM SKID PLATE REPLACEMENT HARDWARE**

| DESCRIPTION                                | PART #            |
|--|-------------------|
| 7/8" STD. CLAMP                            | M207 <sup>2</sup> |
| 1" STD. CLAMP                              | M208 <sup>2</sup> |
| 1-1/8" STD. CLAMP                          | M209 <sup>2</sup> |
| 1-3/8" STD. CLAMP                          | M803 <sup>2</sup> |
| 25MM STD. CLAMP                            | M804 <sup>2</sup> |
| SQUARE CLAMP                               | 0506-0152         |
| SQUARE CLAMP                               | 0506-0153         |
| SQUARE CLAMP                               | M827 <sup>1</sup> |
| REPLACEMENT BOLT KIT (4 BOLTS & 4 WASHERS) | M206              |

NOTE: REPLACEMENT CLAMPS INCLUDE BOLT AND WASHER  
 1 - PART NUMBER STAMPED INTO CLAMP  
 2 - DIAMETER OF FRAME TUBE IS STAMPED INTO CLAMP

APPAREL

HELMETS & GOGGLES

RIDER ARMOR

OUTERWEAR

YOUTH

LUGGAGE & PACKS

BIKE BODY

BIKE CONTROLS

BIKE SUSPENSION

BIKE BRAKING

BIKE DRIVE

BIKE BEARINGS

BIKE ENGINE

BIKE ELECTRICAL

BIKE EXHAUST

BIKE WHEELS

BICYCLE

GARAGE & PROMO

SIZING CHART





**PRO LG SKID PLATE**

**\$159<sup>95</sup> - \$319<sup>95</sup>**

- High-density polyethylene construction
- 8mm thick HDPE offers more protection than the standard Pro Skid Plate
- Full linkage protection
- 40% lighter than aluminum and no rattling
- Mounting hardware and installation instructions included

**PRO LG SKID PLATES**

| MAKE/MODEL/YEAR   | PART #    |
|-------------------|-----------|
| <b>BMW</b>        |           |
| 1250 GS 19-21     | 0506-1854 |
| <b>BETA</b>       |           |
| 125 RR 18-19      | 0506-1344 |
| 125-200RR 20-23   | 0506-1748 |
| 250RR 14-17       | 0506-1213 |
| 250RR 18-19       | 0506-1373 |
| 250/300 RR 20- 23 | 0506-1602 |
| 300RR 14-17       | 0506-1213 |
| 300RR 18-19       | 0506-1373 |
| 300 RR RACE       |           |
| ADDITION 20-23    | 0506-1602 |
| 350RR 14-19       | 0506-1214 |
| 350 RR 20-23      | 0506-1603 |
| 390 RR 20-23      | 0506-1603 |
| 430RR 14-19       | 0506-1214 |
| 430RR 20-23       | 0506-1603 |
| 480RR 14-19       | 0506-1214 |
| 480RR 20-22       | 0506-1603 |
| 500 RR 20-22      | 0506-1603 |
| <b>FANTIC</b>     |           |
| 125 XX 21-22      | 0506-1694 |
| 125 XE 21-22      | 0506-1694 |
| 250 XEP 21-22     | 0506-1220 |
| <b>HONDA</b>      |           |
| CRF250R 18-21     | 0506-1216 |
| CRF250R 22-23     | 0506-1856 |
| CRF250RX 22-23    | 0506-1856 |
| CRF250RX 18-21    | 0506-1216 |
| CRF300RX 18-21    | 0506-1216 |
| CRF300 22-23      | 0506-1856 |
| CRF400RX 18-20    | 0506-1216 |
| CRF400RX 21-23    | 0506-1716 |
| CRF450R 17-20     | 0506-1216 |
| CRF450R 21-23     | 0506-1716 |
| CRF450RX 18-20    | 0506-1216 |
| CRF450RX 21-23    | 0506-1716 |
| CRF450L 19- 22    | 0506-1365 |
| <b>GAS GAS</b>    |           |
| MC 125 21-22      | 0506-1219 |
| EC 250 21-22      | 0506-1715 |
| EC250/300 23      | 0506-1904 |
| EX 250 F 21- 23   | 0506-1363 |
| MC 250 F 21-23    | 0506-1363 |
| EC250 F -EC       |           |
| 350 F 21-23       | 0506-1208 |
| EX 300 21-23      | 0506-1364 |
| EC 300 21-22      | 0506-1715 |
| EX 350 F 21-23    | 0506-1363 |
| EX 450 F 21-23    | 0506-1362 |
| MC 450 F 21-23    | 0506-1362 |
| <b>HUSQVARNA</b>  |           |
| TC125 17-22       | 0506-1219 |

**PRO LG SKID PLATES (CON'T)**

| MAKE/MODEL/YEAR                    | PART #      |
|------------------------------------|-------------|
| <b>HUSQVARNA (CON'T)</b>           |             |
| TX125 17-19                        | 0506-1219   |
| TX150 I 20-22                      | 0506-1219   |
| TE 150I 20-22                      | 0506-1219   |
| FC250 16-18                        | 0506-1204   |
| FC250 19-22                        | 0506-1363   |
| FE250 17-23                        | 0506-1208   |
| TC250 14-16                        | 0506-1212   |
| TE250 14-16                        | 0506-1212   |
| TC250 17-18                        | 0506-1205   |
| TE250I 17-19                       | 0506-1206   |
| TE250 I 20-22                      | 0506-1715   |
| TE250/300I 23                      | 0506-1904   |
| TC250 19- 22                       | 0506-1364   |
| TC250 23                           | 0506-1921   |
| TE300 17-20                        | 0506-1206   |
| TE300I 17-19                       | 0506-1206   |
| TE300 I 20-22                      | 0506-1715   |
| TX300 14-16                        | 0506-1212   |
| TX300 17-18                        | 0506-1205   |
| TX300 19-22                        | 0506-1364   |
| TX300 23                           | 0506-1921   |
| FC350 16-18                        | 0506-1204   |
| FC350 19-22                        | 0506-1363   |
| FC 250/ 350 / FX350 23             | 0506-1928   |
| FE250/350 17-23                    | 0506-1208   |
| FX350 16-18                        | 0506-1204   |
| FX350 19-22                        | 0506-1363   |
| FE450 I /FE501 17-23               | 0506-1215   |
| FC450 16-18                        | 0506-1215   |
| FX450 16-18                        | 0506-1215   |
| FX450 19-22                        | 0506-1362   |
| FC 450/ FX450 23                   | 0506-1927   |
| FE450 / FE501 17-23                | 0506-1215   |
| FC450- FX450 19-22                 | 0506-1362   |
| 701 ADVENTURE 17-22                | 0506-1343   |
| 901 NORDEN 22-23                   | 0506-1876** |
| 901 NORDEN TOURING 22-23           | 0506-1877** |
| <b>KTM</b>                         |             |
| 125SX 16-22                        | 0506-0907   |
| 150 SX 16-22                       | 0506-0907   |
| 250SX 11-16                        | 0506-1212   |
| 250SX 17-18                        | 0506-1205   |
| 250SX 19-22                        | 0506-1364   |
| 250 SX 23                          | 0506-1921   |
| 250 EXC TPI / 300 EXC TPI 17-23 OR | 0506-1207   |
| 250SXF 16-18                       | 0506-1204   |
| 250XC 11-16                        | 0506-1212   |
| 250XC 17-18                        | 0506-1205   |
| XC 250/300 19-22                   | 0506-1364   |

**PRO LG SKID PLATES (CON'T)**

| MAKE/MODEL/YEAR                                   | PART #     |
|---|------------|
| <b>KTM (CON'T)</b>                                |            |
| XC 250/300 23                                     | 0506-1921  |
| 250XC 16-18                                       | 0506-1204  |
| 250 XCF 19-22                                     | 0506-1363  |
| 250XC-W 17-23 OR                                  | 0506-1207  |
| 250SX-F 19-21                                     | 0506-1363  |
| 300XC 11-16                                       | 0506-1212  |
| 300XC 17-18                                       | 0506-1205  |
| 300XC-W 17-23                                     | 0506-1207  |
| 250 /350EXC-F 17-23                               | 0506-1209  |
| 250-350 SX-F/XC-F 23                              | 0506-1928  |
| 350SXF 16-18                                      | 0506-1204  |
| 350 SX-F 19-22                                    | 0506-1363  |
| 350XCF 16-18                                      | 0506-1204  |
| 350 XCF 19-22                                     | 0506-1363  |
| 450SXF / XC-F 450 16-18                           | 0506-1215  |
| 450/500 EXC-F 17-23                               | 0506-1905  |
| 450SXF / XCF 19-22                                | 0506-1362  |
| 450 SX-F / XC-F 23                                | 0506-1927  |
| 450/500 EXC-F 17-23                               | 0506-1271  |
| 690 SM / ENDURO 15-22                             | 0506-1343  |
| 790 ADVENTURE BK 20-21                            | 0506-1472* |
| 790 ADVENTURE OR 20-21                            | 0506-1473* |
| 890 ADVENTURE BK 21-23                            | 0506-1472* |
| 890 ADVENTURE OR 21-23                            | 0506-1473* |
| <b>SHERCO</b>                                     |            |
| 125 SE RACING 125 SE FACTORY 125 SC FACTORY 18-21 | 0506-1749  |
| SE250/300 14-23                                   | 0506-1223  |
| SC250/300 FACTORY 14-22                           | 0506-1223  |

**PRO LG SKID PLATES (CON'T)**

| MAKE/MODEL/YEAR                                    | PART #    |
|--|-----------|
| <b>SHERCO (CON'T)</b>                              |           |
| 250 SEF FACTORY-300SEF FACTORY 19-23               | 0506-1750 |
| 250 SCF FACTORY 300SCF FACTORY 19-23               | 0506-1750 |
| 250 SEF RACING 300 SEF RACING 19-23                | 0506-1750 |
| 450/500 SEF FACTORY/ SEF RACINGSCF FACTORY / 19-23 | 0506-1369 |
| <b>YAMAHA</b>                                      |           |
| YZ125 05-22  | 0506-1694 |
| YZ125X 05-22                                       | 0506-1694 |
| WR250F 15-19                                       | 0506-1210 |
| WR250F 20-22                                       | 0506-1220 |
| YZ250 05-22  | 0506-1218 |
| YZ250F 14-18                                       | 0506-1211 |
| YZ250F 19-21                                       | 0506-1220 |
| YZ250FX 15-19                                      | 0506-1210 |
| YZ250FX 20-21                                      | 0506-1220 |
| YZ250X 16-22                                       | 0506-1218 |
| WR450F 16-18                                       | 0506-1210 |
| WR450F 19-21                                       | 0506-1220 |
| YZ450F 14-17                                       | 0506-1211 |
| YZ450F 18- 22                                      | 0506-1220 |
| YZ450FX 16-18                                      | 0506-1210 |
| YZ450FX 19-22                                      | 0506-1220 |
| 700 TENERE / EURO 4 19-21                          | 0506-1612 |
| 700 TENERE / EURO 5 21-23                          | 0506-1878 |

\*\* CAN NOT BE USED WITH CENTER STAND OR CRASH GUARDS



RACHEL GUTISH



**PRO SKID PLATE**

**\$114.<sup>95</sup> - \$159.<sup>95</sup>**

- Made from a flexible high-density polyethylene construction
- HDPE is an excellent material; a technical plastic which offers many characteristics to protect your bike
- 6mm thick for maximum protection of the frame and cases
- Goes through a thermoforming process and welded
- 40% lighter than 4mm aluminum
- No more vibrating or rattling
- Mounting hardware and installation instructions included

| PRO SKID PLATES |           |
|-----------------|-----------|
| MAKE/MODEL/YEAR | PART #    |
| <b>FANTIC</b>   |           |
| XX125 21-22     | 0506-0661 |
| XE 125 21-22    | 0506-0661 |
| XEF250 21-22    | 0506-1358 |
| <b>GAS GAS</b>  |           |
| MC 125 21-23    | 0506-0907 |
| EX 250 F 21-23  | 0506-1360 |
| MC 250 F 21-23  | 0506-1360 |
| EX 300 21-23    | 0506-1361 |
| EC 300 21-23    | 0506-1058 |
| EX 350 F 21-23  | 0506-1360 |
| EX 450 F 21-23  | 0506-1359 |
| MC 450 F 21-23  | 0506-1359 |
| <b>HONDA</b>    |           |
| CRF150R 07-18   | 0506-0854 |
| CRF250R 04-09   | 0506-0683 |
| CRF250R 10-17   | 0506-0784 |
| CRF250R 22-23   | 0506-1856 |
| CRF 250RX 22-23 | 0506-1856 |

| PRO SKID PLATES (CON'T) |           |
|-------------------------|-----------|
| MAKE/MODEL/YEAR         | PART #    |
| <b>HONDA (CON'T)</b>    |           |
| CRF250L 13-20           | 0506-0758 |
| CRF250X 06-13           | 0506-0659 |
| CRF300 RX 22-23         | 0506-1856 |
| CRF300L 21-22           | 0506-1798 |
| CRF 400RX 21-23         | 0506-1856 |
| CRF450 05-08            | 0506-0679 |
| CRF450 09-16            | 0506-0665 |
| CRF 450R 21-23          | 0506-1856 |
| CRF 450 RX 21-23        | 0506-1856 |
| CRF450X 06-13           | 0506-0660 |
| CRF450R/ RX 21-23       | 0506-1713 |
| <b>HUSQVARNA</b>        |           |
| TC250 17-18             | 0506-1057 |
| TE250I- 300 I 17-23     | 0506-1058 |
| 250/300 EXC / EXC-W 23  | 0506-1058 |
| FC250-FC350-FX350 19-22 | 0506-1360 |

**CARBON FIBER SKID PLATES BY ELINE**

**\$189.<sup>95</sup>**

- Thick composite plates
- Antiballistic composite material
- Longer fatigue life and greater tensile strength than aluminum
- Molded to the exact shape desired for a closer fit and more protective plate
- Absorbs vibration and does not amplify sound
- Composite plates bounce back from hard hits and look great long after aluminum plates give up
- Skid plates protect the side engine cases and water pump, frame and center case
- Designed with a high front to keep mud from building up on the engine
- Mounting hardware included



| CARBON FIBER SKID PLATES BY ELINE |           |
|-----------------------------------|-----------|
| MAKE/MODEL/YEAR                   | PART #    |
| <b>BETA</b>                       |           |
| 250/300RR 20-24                   | 0506-1765 |
| 250 RACE ADDITION 20-24           | 0506-1765 |
| 300 RACE ADDITION 20-24           | 0506-1765 |

| PRO SKID PLATES (CON'T)         |           |
|---------------------------------|-----------|
| MAKE/MODEL/YEAR                 | PART #    |
| <b>HUSQVARNA (CON'T)</b>        |           |
| FC250/350 FX350 23              | 0506-1929 |
| TC250-TX300 19-22               | 0506-1361 |
| TC250/TX300 23                  | 0506-1922 |
| TX300 17-18                     | 0506-1057 |
| TX 300 / 300 I 19-22            | 0506-1361 |
| FE250/350 17-23                 | 0506-1923 |
| FE450/501 17-23                 | 0506-1924 |
| FC450-FX450 19-22               | 0506-1359 |
| FC450 / FX450 23                | 0506-1930 |
| <b>KAWASAKI</b>                 |           |
| KX85 06-14                      | 0506-0664 |
| KX250F 13-16                    | 0506-0759 |
| KX250F 17-20                    | 0506-1132 |
| KX 250 21-22                    | 0506-1714 |
| KX450F 09-15                    | 0506-0667 |
| KX450F 16-18                    | 0506-0908 |
| KX450 19-22                     | 0506-1345 |
| <b>KTM</b>                      |           |
| 85SX 09-16                      | 0506-0663 |
| 125/150 SX 16-12                | 0506-0907 |
| 250EXC-F 17-23                  | 0506-1059 |
| 250SXF / 350 SXF / 350XCF 19-22 | 0506-1360 |
| 250SXF-250XCF 19-22             | 0506-1360 |
| 250SX-250XC-300XC 19-22         | 0506-1361 |
| 250XCW-300XCW 17-22             | 0506-1058 |
| 250XCF-350XCF 19-22             | 0506-1360 |
| 250SX-250XC-300XC 17-18         | 0506-1057 |
| 250 SX/ 250 XC/ 300 XC 23       | 0506-1922 |
| 250/300 EXC TPI 19-22           | 0506-1058 |
| 250/300 XC-W 17-22              | 0506-1058 |
| 250/350EXC-F 17-23              | 0506-1059 |
| 350 SXF 16-18                   | 0506-0906 |
| 350 XCF 16-18                   | 0506-0906 |
| 350SXF-350XCF 19-22             | 0506-1360 |
| 250/350 SX-F /250/350 XC-F 23   | 0506-1929 |
| 450SXF-450XCF 19-22             | 0506-1359 |
| 450 SX-F / 450 XC-F 23          | 0506-1930 |
| 450/500EXC-F 17-23              | 0506-1060 |
| KTM1290 21-22 BK                | 0506-1887 |

| PRO SKID PLATES (CON'T)   |           |
|---------------------------|-----------|
| MAKE/MODEL/YEAR           | PART #    |
| <b>KTM (CON'T)</b>        |           |
| KTM 1290 21-22 OR         | 0506-1888 |
| <b>SHERCO</b>             |           |
| 250/300SE RACING 14-23    | 0506-1133 |
| 250/300 SE FACTORY 14-23  | 0506-1133 |
| 250/300SC FACTORY 14-23   | 0506-1133 |
| 250/300 SEF FACTORY 19-23 | 0506-1925 |
| 250/300 SEF RACING 19-23  | 0506-1925 |
| 250/300 SCF FACTORY 19-23 | 0506-1925 |
| <b>SUZUKI</b>             |           |
| RMZ250 10-15              | 0506-0671 |
| RMZ450 08-16              | 0506-0677 |
| RMZ450 18-19              | 0506-1752 |
| <b>YAMAHA</b>             |           |
| YZ125 05-22               | 0506-0661 |
| YZ125X 06-22              | 0506-0661 |
| WR250F 15-19              | 0506-0865 |
| WR250 16-22               | 0506-0662 |
| WR250R 08-22 1            | 0506-0655 |
| YZ250 05-22               | 0506-0662 |
| YZ250X 17-22              | 0506-0662 |
| YZ250F 15-18              | 0506-0853 |
| YZ250FX 15-19             | 0506-0865 |
| YZ250FX 20-22             | 0506-1358 |
| YZ250F 19-22              | 0506-1358 |
| WR250F 20-22              | 0506-1358 |
| WR450F 12-14              | 0506-0701 |
| WR450F 16-18              | 0506-0865 |
| WR450F 19-21              | 0506-1693 |
| YZ450F 06-09              | 0506-0680 |
| YZ450F 10-13              | 0506-0670 |
| YZ450F 15-17              | 0506-0853 |
| YZ450F 18-22              | 0506-1693 |
| YZ450FX 16-18             | 0506-0865 |
| YZ450FX 19-21             | 0506-1693 |

1 - NOT FOR CA MODEL

**CARBON FIBER SKID PLATES BY ELINE (CON'T)**

| MAKE/MODEL/YEAR    | PART #    |
|--------------------|-----------|
| <b>GAS GAS</b>     |           |
| EC250 21-23        | 0506-1346 |
| MC250F 21-23       | 0506-1371 |
| EX250F 21-23       | 0506-1371 |
| EC300 21-23        | 0506-1346 |
| EX350F 21-23       | 0506-1371 |
| EX350F 24          | 0506-1932 |
| EX450F 21-23       | 0506-1351 |
| MC450F 21-23       | 0506-1351 |
| <b>HONDA</b>       |           |
| CR250 02-07        | 0506-0326 |
| CRF250R 18-20      | 0506-1269 |
| CRF250X 18-21      | 0506-1269 |
| CRF250L 19-20      | 0506-1269 |
| CRF250RX 18-21     | 0506-1269 |
| CRF450X 05-17      | 0506-0332 |
| CRF450X 19-21      | 0506-1269 |
| CRF450R/RX/L 19-21 | 0506-1269 |
| <b>HUSQVARNA</b>   |           |
| TC125 16-22        | 0506-0935 |
| TE150 16-23        | 0506-0935 |
| TC 250 19-22       | 0506-1346 |
| TE250/300 I 19-23  | 0506-1346 |
| TX300I 19-22       | 0506-1346 |
| FE250 16-18        | 0506-0936 |
| FC250/350 16-18    | 0506-0936 |

CONTINUED ON NEXT PAGE

APPAREL

HELMETS & GOGGLES

RIDER ARMOR

OUTERWEAR

YOUTH

LUGGAGE & PACKS

BIKE BODY

BIKE CONTROLS

BIKE SUSPENSION

BIKE BRAKING

BIKE DRIVE

BIKE BEARINGS

BIKE ENGINE

BIKE ELECTRICAL

BIKE EXHAUST

BIKE WHEELS

BICYCLE

GARAGE & PROMO

SIZING CHART



| CARBON FIBER SKID PLATES BY ELINE (CON'T) |           |
|---|-----------|
| MAKE/MODEL/YEAR                           | PART #    |
| <b>HUSQVARNA (CON'T)</b>                  |           |
| FC/FX 250 19-22                           | 0506-1371 |
| FC/FX 250 23-24                           | 0506-1932 |
| FE350 17-19                               | 0506-0936 |
| FE350 24                                  | 0506-1932 |
| 250TC/TE/TX 17-18                         | 0506-1244 |
| 250 TX 250I 2019-22                       | 0506-1346 |
| 250 TX 250 24                             | 0506-1932 |
| TE300 17/19                               | 0506-1244 |
| TE300I 20-23                              | 0506-1346 |
| FX350 17-18                               | 0506-0936 |
| FX350 19-22 TAB MOUNT                     | 0506-1371 |
| FX350 23-24                               | 0506-1932 |
| FC450 16                                  | 0506-0937 |
| FC450/FE450 2017-18                       | 0506-1351 |
| FX/FC/FE/FS450 17                         | 0506-0937 |
| FX/FC 450 18-22 TAB MOUNT                 | 0506-1351 |
| FE501 17                                  | 0506-0937 |
| FE501 /FE501S 20-23                       | 0506-1607 |
| SM701 16-20 REQUIRES STOCK MOUNT KIT      | 0506-1607 |
| FE 701/S 16-23 NON S MODELS               | 0506-1499 |
| <b>KAWASAKI</b>                           |           |
| KLX400 03-05                              | 0506-0336 |
| KX250 20-23                               | 0506-1931 |
| KX450 19-23                               | 0506-1372 |
| <b>KTM</b>                                |           |
| 125SX 16-22                               | 0506-0935 |
| 150SX 16-22                               | 0506-0935 |
| 150XC-W 16-22                             | 0506-0935 |
| 200 XC-W 12-16                            | 0506-0935 |
| 250SX/XC/XC-W 17-18                       | 0506-1244 |
| 250 SX/XC / XC-W 19-22                    | 0506-1346 |
| 250 XC-W 19-23                            | 0506-1346 |
| 250SXF/XCF 16                             | 0506-0936 |
| 250SXF/FACTORY/XCF-W 17-18                | 0506-0936 |
| 250 SX-F 19-22                            | 0506-1371 |
| 250XC-F 19-20                             | 0506-1348 |
| 300XC/XC-W 17-18                          | 0506-1244 |
| 250 SX /XC 19- 22                         | 0506-1346 |
| 300 XC/ XC-W 19-22                        | 0506-1346 |
| 300 XC-W 20-22TPI                         | 0506-1346 |
| 350SXF/XCF/EXCF 17-18                     | 0506-0936 |
| 350 SXF/XCF 19-22                         | 0506-1371 |
| 250/350 SX-F -XC-F 23-24                  | 0506-1932 |
| 450SXF/XCF 16                             | 0506-0937 |
| 450SXF/FACTORY/XCF/EXCF 17-18             | 0506-0937 |
| 450 SX-F / XC-F 19-22 TAB                 | 0506-1351 |
| 450 SX-F XC-F 23-24                       | 0506-1933 |
| 500EXCF 17-18                             | 0506-0937 |
| 500 EXC-F 19-20                           | 0506-1349 |
| 500 XCF-W 20-23                           | 0506-1607 |
| 500 EXC-F 20-23                           | 0506-1607 |
| 690 ADVENTURE / R 14-22                   | 0506-1499 |
| <b>SUZUKI</b>                             |           |
| DRZ400 (ALL) 00-16                        | 0506-0336 |
| <b>YAMAHA</b>                             |           |
| YZ125 2005-24                             | 0506-1500 |
| YZ125X 19-24                              | 0506-1500 |
| YZ250 05-24                               | 0506-0351 |
| YZ250X 16-24                              | 0506-0351 |
| YZF250 19-23                              | 0506-1353 |
| YZ250FX 20-22                             | 0506-1353 |



**LINKAGE GUARD**

**\$92.95**

- Flexible high-density polyethylene construction
- Made from HDPE
- Lighter than aluminum
- 10mm thick for maximum protection
- Form a real cage around the linkage to prevent a costly replacement
- CNC machined
- Mounting hardware included

| MAKE/MODEL/YEAR                      | PART #    |
|--------------------------------------|-----------|
| <b>HONDA</b>                         |           |
| CRF300L 21-22 USE WITH PRO SKIDPLATE | 1302-0694 |
| <b>HUSQVARNA</b>                     |           |
| TC125 16-18                          | 1302-0647 |
| TX125 17                             | 1302-0647 |
| FC250 16-18                          | 1302-0647 |
| FE250 14-18                          | 1302-0648 |
| TC250 16-18                          | 1302-0647 |
| TE250 14-18                          | 1302-0648 |
| TE300 14-18                          | 1302-0648 |
| TX300 16-17                          | 1302-0647 |
| FC350 16-18                          | 1302-0647 |
| FE350 14-18                          | 1302-0648 |
| FX350 16-17                          | 1302-0647 |
| FC450 16-18                          | 1302-0647 |
| FE450 14-18                          | 1302-0648 |
| FX450 16-17                          | 1302-0647 |
| FE501 14-18                          | 1302-0648 |
| <b>KTM</b>                           |           |
| 125SX 16-18                          | 1302-0647 |
| 250SX 16-18                          | 1302-0647 |
| 250SXF 16-18                         | 1302-0647 |
| 250XC 16-17                          | 1302-0647 |
| 250XC-F 16-17                        | 1302-0647 |
| 300XC 16-17                          | 1302-0647 |
| 350SXF 16-18                         | 1302-0647 |
| 350XC-F 16-18                        | 1302-0647 |
| 450SXF 16-18                         | 1302-0647 |
| 450XC-F 16-17                        | 1302-0647 |

**SKID PLATE FOAM**

**\$19.95**

- Keep debris from packing between your engine and skidplate
- Color: Gray
- Made in the USA



| SIZE                | PART #  |
|---------------------|---------|
| 8" W X 10" H X 2" D | M300-30 |

THAD DUVAL



APPAREL

HELMETS & GOGGLES

RIDER ARMOR

OUTERWEAR

YOUTH

LUGGAGE & PACKS

BIKE BODY

**LOWER FORK LEG GUARD**

**\$49<sup>95</sup>**

- Strong, lightweight, aluminum guard
- Made from 6061-T6 billet aluminum
- Compliments the Front Brake Rotor Guard
- Made in the USA



| MAKE/MODEL/YEAR                                 | RIGHT LEG | LEFT LEG  |
|---|-----------|-----------|
| <b>GAS GAS</b>                                  |           |           |
| EX 250 F 21-22                                  | 0406-0079 | 0406-0080 |
| MC 250 F 21-22                                  | 0406-0079 | 0406-0080 |
| EX 300 21-22                                    | 0406-0079 | 0406-0080 |
| EX 350 F 21-22                                  | 0406-0079 | 0406-0080 |
| EX 450 F 21-22                                  | 0406-0079 | 0406-0080 |
| MC 450 F 21-22                                  | 0406-0079 | 0406-0080 |
| <b>HUSABERG</b>                                 |           |           |
| ALL MODELS 09-14                                | 0406-0069 | 0406-0078 |
| <b>HUSQVARNA</b>                                |           |           |
| 125-501 ALL MODELS 14                           | 0406-0069 | 0406-0078 |
| 125-501 FE/TE 15                                | 0406-0069 | 0406-0078 |
| 125-501 FC/TC 15-21                             | 0406-0079 | 0406-0080 |
| 125-501 ALL MODELS 16-22                        | 0406-0079 | 0406-0080 |
| <b>KTM</b>                                      |           |           |
| 125-530 03-14                                   | 0406-0069 | 0406-0078 |
| XCW/XCFW/EXC 15                                 | 0406-0069 | 0406-0078 |
| 125-500 ALL MODELS 16-22                        | 0406-0079 | 0406-0080 |
| <b>SHERCO</b>                                   |           |           |
| 250-510 ALL ENDURO MODELS 13-20                 | 0406-0069 | 0406-0080 |
| 125 SC, SE, SE-R, SE FACTORY '19-'23            | -         | 0406-0130 |
| 250 SC, SE, SE-R, SEF, SCF, SE FACTORY, '19-'23 | -         | 0406-0130 |
| 300 SC, SE, SE-R, SEF, SCF, SE FACTORY, '19-'23 | -         | 0406-0130 |
| 450 SC, SE, SE-R, SEF, SCF, SE FACTORY, '19-'23 | -         | 0406-0130 |
| 500 SC, SE, SE-R, SEF, SCF, SE FACTORY, '19-'23 | -         | 0406-0130 |
| <b>YAMAHA</b>                                   |           |           |
| YZ125 08-22                                     | 0406-0091 | -         |
| YZ125X 20-22                                    | 0406-0091 | -         |
| YZ250 08-22                                     | 0406-0091 | -         |
| YZ250X 16-22                                    | 0406-0091 | -         |
| YZ250F 08-22                                    | 0406-0091 | -         |
| YZ250FX 14-20                                   | 0406-0091 | -         |
| WR250F 05-19                                    | 0406-0092 | -         |
| WR250F 20-22                                    | 0406-0091 | -         |
| YZ450F 08-22                                    | 0406-0091 | -         |
| YZ450FX 14-22                                   | 0406-0091 | -         |
| WR450F 05-19                                    | 0406-0092 | -         |
| WR450F 20-22                                    | 0406-0091 | -         |

**MUD FLAPS**

**\$15<sup>95</sup>**

- Quality injection molded fit and finish
- Wider than stock to protect rear shock
- Available in black
- Made in the USA



| MAKE/MODEL/YEAR            | PART #    |
|----------------------------|-----------|
| <b>HONDA</b>               |           |
| CR125/250 90-07            | 0520-1359 |
| CRF250 07-09               | 0520-1356 |
| CRF250 10-13               | 0520-1359 |
| CRF250 14-16               | 0520-1362 |
| CRF450 02-12               | 0520-1359 |
| CRF450 14-16               | 0520-1362 |
| CRF450X 05-14              | 0520-1359 |
| CRF250R 18-21              | 0520-1865 |
| CRF450R 17-20              | 0520-1865 |
| CRF250R / RX 22-23         | 0520-3230 |
| CRF450 R / RX 21-23        | 0520-3230 |
| <b>HUSABERG</b>            |           |
| 2-STROKE MODELS ONLY 09-13 | 0520-1357 |
| <b>KAWASAKI</b>            |           |
| KX250F 13-20               | 0520-1361 |
| KX450F 12-18               | 0520-1361 |
| <b>KTM</b>                 |           |
| SX/XC 07-15                | 0520-1357 |
| XC-W 08-16                 | 0520-1357 |
| SX-F / XC-F 16-18          | 0520-1787 |
| <b>YAMAHA</b>              |           |
| YZ125/250 04-14            | 0520-1358 |
| WRF250/450 03-09           | 0520-1358 |
| YZF250/450 03-09           | 0520-1358 |
| YZ250F 10-18               | 0520-1360 |
| YZ450F 14-18               | 0520-1360 |

BIKE CONTROLS

BIKE SUSPENSION

BIKE BRAKING

BIKE DRIVE

BIKE BEARINGS

BIKE ENGINE

BIKE ELECTRICAL

BIKE EXHAUST

BIKE WHEELS

BICYCLE

GARAGE & PROMO

-sizing chart





**RADIATOR BRACES & GUARDS** **\$57<sup>95</sup> - \$99<sup>95</sup>**

- Heavy-duty, 4mm thick 5052 aluminum
- Laser etched logos on black anodized cross bars
- Mounting hardware and instructions included
- Will not work with oversized gas tanks
- Made in the USA

**RADIATOR BRACES & GUARDS**

| MAKE/MODEL/YEAR  | RADIATOR BRACE PART # | RADIATOR GUARD PART # | BILLET GUARD PART # |
|--|-----------------------|-----------------------|---------------------|
| <b>BETA</b>  |                       |                       |                     |
| 125 RR 18-19   | 1901-0771             | -                     | -                   |
| RR 250/300 13-19   | 1901-0511             | 1901-0522             | -                   |
| 125-500 RR/RRS/RX 20-22  | 1901-0817             | -                     | 1901-0874           |
| RR/RS 350-498 11-19 (WILL NOT WORK W/FAN)                              | 1901-0606             | 1901-0520             | -                   |
| 400/450/498RR 4T ENDURO  | 1901-0606             | 1901-0520             | -                   |
| 300 XTRAINER 15-22   | 1901-0607             | -                     | -                   |
| <b>GAS GAS</b>   |                       |                       |                     |
| 250/300 18-19  | 1901-0701             | -                     | -                   |
| MC 125 21-22   | 1901-0769             | -                     | 1901-0825           |
| EX 250 F 21-22   | 1901-0769             | -                     | 1901-0825           |
| MC 250 F 21-22   | 1901-0769             | -                     | 1901-0825           |
| EX 300 21-22   | 1901-0769             | -                     | 1901-0825           |
| EX 350 F 21-22   | 1901-0769             | -                     | 1901-0825           |
| EX 450 F 21-22   | 1901-0769             | -                     | 1901-0825           |
| MC 450 F 21-22   | 1901-0769             | -                     | 1901-0825           |
| <b>HONDA</b>   |                       |                       |                     |
| CRF250R 04-09  | 1901-0142             | -                     | -                   |
| CRF250R 10-13  | 1901-0259             | -                     | -                   |
| CRF250R 14-15  | 1901-0090             | -                     | -                   |
| CRF250R 16-17  | 1901-0611             | -                     | -                   |
| CRF250F 18 - 19  | 1901-0704             | -                     | -                   |
| CRF250R 20-21  | -                     | -                     | 1901-0803           |
| CRF250RX 20-21   | -                     | -                     | 1901-0803           |
| CRF250X 04-18  | 1901-0142             | -                     | -                   |
| CRF450R 05-08  | 1901-0144             | -                     | -                   |
| CRF450R 09-12  | 1901-0240             | -                     | -                   |
| CRF450R 13-14  | 1901-0429             | -                     | -                   |
| CRF450R 15-16  | 1901-0611             | -                     | -                   |
| CRF450R 17-20  | 1901-0632             | -                     | -                   |
| CRF450RX 17-20   | 1901-0632             | -                     | -                   |
| CRF450X 05-18  | 1901-0145             | 1901-0605             | -                   |
| <b>HUSABERG</b>  |                       |                       |                     |
| ALL 09-14  | 1901-0487             | 1901-0520             | -                   |
| <b>HUSQVARNA</b>   |                       |                       |                     |
| 125-501 ALL MODELS 14-15   | 1901-0487             | 1901-0520             | -                   |
| 125TC 16   | 1901-0610             | -                     | -                   |
| 125-501 FE/TE 16   | 1901-0487             | 1901-0520             | -                   |
| 125-501 ALL MODELS 17-18   | 1901-0610             | -                     | -                   |
| 125 TX- 19   | 1901-0610             | -                     | -                   |
| 300 TX 19  | 1901-0769             | -                     | 1901-0825           |
| 125-450 FC / FX / TC 19  | 1901-0769             | -                     | 1901-0825           |
| 125-501 TE / FE/TEI 19   | 1901-0610             | -                     | -                   |
| 125-501 ALL MODELS 20-22   | 1901-0769             | -                     | 1901-0825           |
| 250/350/450FC 16   | 1901-0610             | -                     | -                   |
| 250/300 TC 16  | 1901-0487             | -                     | -                   |
| ALL MODELS 04-12 EXCEPT 610 & TE/TC449                                 | 1901-0414             | -                     | -                   |
| <b>KAWASAKI</b>  |                       |                       |                     |
| KX250F 17-20   | 1901-0735             | -                     | -                   |
| KX450F 16-18   | 1901-0605             | -                     | -                   |
| <b>KTM</b>   |                       |                       |                     |
| 125/200/250/300 SX/EXC/MXC 2-STROKE 00-05                              | 1901-01341            | -                     | -                   |
| 250/400/450/520/525EXC/MXC 4-STROKE 01-07                              | 1901-0136             | -                     | -                   |
| 400/450/525SX/XC/XC-G/EXC-G 2006                                       | 1901-0136             | -                     | -                   |
| 400/450/525XC/XC-G/EXC-G 2007  | 1901-0136             | -                     | -                   |
| DOES NOT FIT '07 SXF MODELS  | 1901-0136             | -                     | -                   |
| 125/250SX 07   | 1901-0487             | 1901-0520             | -                   |
| 250/450SXF 07  | 1901-0487             | 1901-0520             | -                   |
| 125-530 ALL 08-15  | 1901-0487             | 1901-0520             | -                   |
| ALL EXC & SIX DAYS MODELS W/FAN 08-16 AND XCFW MODELS WITH KTM FAN KIT | 1901-0487             | 1901-0520             | -                   |
| 125/150/250F/350/450 SX/SXF/XCF 16                                     | 1901-0610             | -                     | -                   |
| 125-500 ALL MODELS 17-18   | 1901-0610             | -                     | -                   |
| 125-450 SX / SXF / XC / XCF 19   | 1901-0769             | -                     | 1901-0825           |
| 125-500 EXC / TPI / SIX DAYS /XCW 19                                   | 1901-0610             | -                     | -                   |
| 125-500 ALL MODELS 20-22   | 1901-0769             | -                     | 1901-0825           |
| 200-500CC EXC/XC/XCW/XCFW 16   | 1901-0487             | 1901-0520             | -                   |
| <b>YAMAHA</b>  |                       |                       |                     |
| YZ 125 02-22   | 1901-0137             | 1901-0521             | 1901-0905           |
| YZ125X 20-22   | 1901-0137             | 1901-0521             | 1901-0905           |
| YZ250F 01-05   | 1901-0138             | -                     | -                   |
| YZ250F 06  | 1901-0140             | -                     | -                   |
| YZ250 02-22  | -                     | -                     | 1901-0905           |
| WR250F 05-06   | 1901-0138             | -                     | -                   |
| WR250F 15-19   | 1901-0524             | 1901-0523             | -                   |
| WR250F 2020  | 1901-0802             | -                     | -                   |

**RADIATOR BRACES & GUARDS (CON'T)**

| MAKE/MODEL/YEAR                                    | RADIATOR BRACE PART # | RADIATOR GUARD PART # | BILLET GUARD PART # |
|--|-----------------------|-----------------------|---------------------|
| <b>YAMAHA (CON'T)</b>                              |                       |                       |                     |
| YZ250F 10-13                                       | 1901-0266             | -                     | -                   |
| YZ250F 14-18                                       | 1904-0089             | 1901-0523             | -                   |
| YZ 250F 19-22                                      | 1901-0705             | -                     | -                   |
| YZ250FX 15-19                                      | 1901-0524             | 1901-0523             | -                   |
| YZ250FX 20-22                                      | 1901-0802             | -                     | -                   |
| WR250R/X 08-19                                     | 1901-0310             | -                     | -                   |
| WR450F 05-06                                       | 1901-0139             | -                     | -                   |
| YZ450F 03-05                                       | 1901-0139             | -                     | -                   |
| YZ450F 06  | 1901-0140             | -                     | -                   |
| WR450F 12-15                                       | 1901-0425             | -                     | -                   |
| WR450F 16-18                                       | 1901-0524             | 1901-0523             | -                   |
| WR450F 19-22                                       | 1901-0802             | -                     | -                   |
| YZ450F 14-17                                       | 1904-0089             | 1901-0523             | -                   |
| YZ450F 19-22                                       | 1901-0705             | -                     | -                   |
| YZ450FX 16-18                                      | 1901-0524             | 1901-0523             | -                   |
| YZ450FX 19-22                                      | 1901-0802             | -                     | -                   |
| 2 - REPLACEMENT RUBBER STRAPS (2 STRAPS) 1904-0102 |                       |                       |                     |

APPAREL

HELMETS & GOGGLES

RIDER ARMOR

OUTERWEAR

YOUTH

LUGGAGE & PACKS

BIKE BODY

BIKE CONTROLS

BIKE SUSPENSION

BIKE BRAKING

BIKE DRIVE

BIKE BEARINGS

BIKE ENGINE

BIKE ELECTRICAL

BIKE EXHAUST

BIKE WHEELS

BICYCLE

GARAGE & PROMO

SIZING CHART



TAYLA JONES



**BLING PACKS** \$80<sup>95</sup> - \$129<sup>95</sup>

- Give your bike that factory look
- Each part is precision CNC machined for a perfect fit
- Available in multiple colors to match OEM colors
- Contents vary per application

**BLING PACKS**

| MAKE/MODEL/YEAR | PART # |
|-----------------|--------|
|-----------------|--------|

**BETA**

|                     |           |
|---------------------|-----------|
| 250 RR 2T 13-17     | 1231-0992 |
| 300 RR 2T 13-17     | 1231-0992 |
| 400 RR 4T 10-14     | 1231-0992 |
| 430 RR 4T 15-17     | 1231-0992 |
| 480 RR 4T 15-17     | 1231-0992 |
| 498 RR 4T 12-14     | 1231-0992 |
| 300 Z TRAINER 15-17 | 1231-0992 |
| 520 RR 4T 10-11     | 1231-0992 |

**GAS GAS**

|                         |           |
|-------------------------|-----------|
| MC 85 21-22             | 1231-1541 |
| MC 125 21-22            | 1231-1549 |
| 250/300 ENDURO GP 18-19 | 1231-0994 |
| 250/300 18-19           | 1231-0994 |
| MC 250 21-22            | 1231-1549 |
| MC 250F 21-22           | 1231-1549 |
| EC 250 21-22            | 1231-1503 |
| EC 250F 21-22           | 1231-1503 |
| EC 300 21-22            | 1231-1503 |
| EC 350F 21-22           | 1231-1503 |
| MC 450F 21-22           | 1231-1549 |
| EC 300 21               | 1231-1503 |

**HONDA**

|                    |           |
|--------------------|-----------|
| CRF230 03-16       | 1231-0902 |
| CRF250R 04-08      | 1231-0898 |
| CRF250R 09-16      | 1231-0901 |
| CRF250X 04-18      | 1231-0898 |
| CRF250R 18-22      | 1231-1470 |
| CRF250RX 19-22     | 1231-1470 |
| CRF450R 04-08      | 1231-0898 |
| CRF450R 09-16      | 1231-0900 |
| CRF450R 17-20      | 1231-1464 |
| CRF450RX 17-20     | 1231-1464 |
| CRF450R / RX 21-22 | 1231-1552 |
| CRF450X 05-18      | 1231-0899 |

**HUSQVARNA**

|                      |           |
|----------------------|-----------|
| TC65 17-20           | 1231-1471 |
| TC85 15-19           | 1231-0929 |
| TC 65 17-22          | 1231-1471 |
| TC 85 21-22 BRAKTEC  | 1231-1542 |
| TC125 MAGURA         | 1231-1472 |
| TC125 16-18          | 1231-0927 |
| TC 125 18 MAGURA     | 1231-1473 |
| TC125 19-21          | 1231-0927 |
| TC 125 22 BRAKTEC    | 1231-1550 |
| TE125 14-16 BREMBO   | 1231-0926 |
| TE 150 I 20-21       | 1231-1472 |
| TE 150I 22 BRAKTEC   | 1231-1551 |
| TX125 17-18 BREMBO   | 1231-0926 |
| TX128 MAGURA 18-19   | 1231-1473 |
| FC250 14-15          | 1231-0928 |
| FC 250 16-18         | 1231-0927 |
| FC250 MAGURA 18      | 1231-1472 |
| FC 250 19-21         | 1231-0927 |
| FC 250 22 BRAKTEC    | 1231-1550 |
| FE250 14-16          | 1231-0928 |
| FE250 17-18 BREMBO   | 1231-0926 |
| FE250 MAGURA 18-21   | 1231-1472 |
| FE 250 22 BRAKTEC    | 1231-1551 |
| TC250 14-16          | 1231-0928 |
| TC 250 17-18         | 1231-0927 |
| TC250 MAGURA 18      | 1231-1472 |
| TC 250 19-21         | 1231-0927 |
| TE250 14-16          | 1231-0928 |
| TE250 17-18 BREMBO   | 1231-0926 |
| TE250 18 MAGURA      | 1231-1472 |
| TE 250 I BREMBO      | 1231-0926 |
| TE250 I 18-21 MAGURA | 1231-1473 |



**BLING PACKS (CON'T)**

| MAKE/MODEL/YEAR | PART # |
|-----------------|--------|
|-----------------|--------|

**HUSQVARNA (CON'T)**

|                      |           |
|----------------------|-----------|
| TE250 I 22 BRAKTEC   | 1231-1551 |
| TE300 14-16          | 1231-0928 |
| TE300 17-18          | 1231-0926 |
| TE300 18 MAGURA      | 1231-1472 |
| TE 300 I 18 BREMBO   | 1231-0926 |
| TE300 I 18-21 MAGURA | 1231-1472 |
| TX 300 17-18         | 1231-0927 |
| TX 300 18-19 MAGURA  | 1231-1472 |
| TX300 I MAGURA 20-21 | 1231-1473 |
| TE 300 I 22 BRAKTEC  | 1231-1551 |
| TX300 17-18          | 1231-0927 |
| FC350 14-15          | 1231-0928 |
| FC350 MAGURA 18      | 1231-1472 |
| FC350 16-18          | 1231-0927 |
| FC 350 19-21         | 1231-0927 |
| FC 350 22 BRAKTEC    | 1231-1550 |
| FE350 14-16          | 1231-0928 |
| FE 350 BREMBO 17-18  | 1231-0926 |
| FE 350 MAGURA 18-21  | 1231-1472 |
| FE 350 22 BRAKTEC    | 1231-1551 |
| FX 350 17-18         | 1231-0927 |
| FX350 MAGURA 18-21   | 1231-1473 |
| FE350 17-18          | 1231-0926 |
| FE350 MAGURA 18-21   | 1231-1473 |
| FE 350 22 BRAKTEC    | 1231-1551 |
| FX350 17-18          | 1231-0927 |
| FC450-14-15          | 1231-0928 |
| FC450 MAGURA 18      | 1231-1473 |
| FC450 16-18          | 1231-0927 |
| FC 450 19-21         | 1231-0927 |
| FC450 22 BRAKTEC     | 1231-1550 |
| FE450 14-16          | 1231-0928 |
| FE450 17-18 BREMBO   | 1231-0926 |
| FE450 18-21 MAGURA   | 1231-1472 |
| FE450 22 BRAKTEC     | 1231-1551 |
| FX450 17-18          | 1231-0927 |
| FX450 MAGURA 18-21   | 1231-1473 |
| FE501-14-16          | 1231-0926 |
| FE501 17-18 BREMBO   | 1231-0926 |
| FE 501 18-21 MAGURA  | 1231-1472 |
| FE 501 22 BRAKTEC    | 1231-1551 |
| FE 570 09-12         | 1231-0928 |

**KAWASAKI**

|                 |           |
|-----------------|-----------|
| KX250F 11-18    | 1231-0903 |
| KX250 19-20     | 1231-0903 |
| KX 250 21-22    | 1231-1038 |
| KX 250 XC 21-22 | 1231-1038 |
| KX450F 09-18    | 1231-0903 |
| KX450 XC 21-22  | 1231-1038 |

**BLING PACKS (CON'T)**

| MAKE/MODEL/YEAR | PART # |
|-----------------|--------|
|-----------------|--------|

**KAWASAKI (CON'T)**

|                           |           |
|---------------------------|-----------|
| KX450 19-22               | 1231-1038 |
| <b>KTM</b>                |           |
| 65SX 16-22                | 1231-0924 |
| 85SX 03-12                | 1231-0912 |
| 85SX 15-20                | 1231-0923 |
| 85 SX 21-22               | 1231-1540 |
| 105SX 04-11               | 1231-0912 |
| 125SX 00-08               | 1231-0918 |
| 125SX 09-12               | 1231-0919 |
| 125SX 13                  | 1231-0920 |
| 125SX 16-22               | 1231-0930 |
| 125 EXC 00-07             | 1231-0918 |
| 125 EXC 08-13             | 1231-0919 |
| 144SX 07-08               | 1231-0918 |
| 150SX 07-08               | 1231-0918 |
| 150SX 09-12               | 1231-0919 |
| 150SX 13                  | 1231-0920 |
| 150SX 16-22               | 1231-0930 |
| 125 XC-W 17-19            | 1231-0931 |
| 150 EXC TPI 20-22         | 1231-0921 |
| 150 XC-W 17-19            | 1231-0921 |
| 200EXC 00-07              | 1231-0918 |
| 200EXC 08-13              | 1231-0919 |
| 200SX 04                  | 1231-0918 |
| 200XC 06-07               | 1231-0918 |
| 250EXC 04-05              | 1231-0918 |
| 250/300 EXC 14-18         | 1231-0921 |
| 250 / 300 EXC TPI 18-22   | 1231-0921 |
| 250 / 300 XC 14-22        | 1231-0930 |
| 250 / 350 XC-F 14-22      | 1231-0921 |
| 250 / 350 XCR-W 14-22     | 1231-0930 |
| 250EXC-F 14-22            | 1231-0921 |
| 250EXC SIX DAYS 04-05     | 1231-0918 |
| 250EXC SIX DAYS 14-22     | 1231-0921 |
| 250EXC SIX DAYS 15-17     | 1231-0919 |
| 250EXC-F / SIX DAYS 14-21 | 1231-0921 |
| 250 R FREERIDE 14-16      | 1231-0923 |
| 250 F FREERIDE 18-20      | 1231-0923 |
| 250SX 00-05               | 1231-0918 |
| 250SX 14-22               | 1231-0930 |
| 250SX-F 03-05             | 1231-0917 |
| 250SX-F 14-22             | 1231-0930 |
| 250SXS 04-05              | 1231-0918 |
| 250SXS 06-07              | 1231-0913 |
| 250SXS-F 06               | 1231-0913 |
| 250XC 06-10               | 1231-0913 |
| 250XC 14-18               | 1231-0930 |
| 250/300 XC 14-22          | 1231-0930 |
| 250XC-F 07-12             | 1231-0913 |

| BLING PACKS (CON'T)     |           |
|-------------------------|-----------|
| MAKE/MODEL/YEAR         | PART #    |
| <b>KTM (CON'T)</b>      |           |
| 250XC-F 14-18           | 1231-0930 |
| 250 XC-F 14-22          | 1231-0930 |
| 250XC-W 17              | 1231-0919 |
| 300EXC 04-05            | 1231-0918 |
| 300EXC 14-19            | 1231-0921 |
| 300EXC-E 07-08          | 1231-0913 |
| 300EXC SIX DAYS 05      | 1231-0918 |
| 300EXC SIX DAYS 06-13   | 1231-0913 |
| 300EXC SIX DAYS 14      | 1231-0921 |
| 300EXC/ SIX DAYS 15-19  | 1231-0921 |
| 300XC 06-10             | 1231-0913 |
| 300XC 14-18             | 1231-0930 |
| 350 XC-F 14-22          | 1231-0930 |
| 300XC-W 17              | 1231-0921 |
| 350EXC-F 14-22          | 1231-0921 |
| 350EXC-F SIX DAYS 12-13 | 1231-0913 |
| 350EXC-F SIX DAYS 14-21 | 1231-0921 |
| 350 F FREERIDE 12-17    | 1231-0923 |
| 350SX-F 14-22           | 1231-0930 |
| 350XC-F 11-12           | 1231-0913 |
| 350XC-F 14-18           | 1231-0930 |
| 350 XCF-W 14-22         | 1231-0930 |

| BLING PACKS (CON'T)          |           |
|------------------------------|-----------|
| MAKE/MODEL/YEAR              | PART #    |
| <b>KTM (CON'T)</b>           |           |
| 400EXC 09-11                 | 1231-0913 |
| 400EXC RACING 04-05          | 1231-0917 |
| 400XC-W 07                   | 1231-0918 |
| 450EXC 08-13                 | 1231-0913 |
| 450 XC-F 14-22               | 1231-0930 |
| 450EXC 14-17                 | 1231-0919 |
| 450 EXC-F 14-22              | 1231-0921 |
| 450EXC RACING 04-05          | 1231-0917 |
| 450EXC RACING 06-07          | 1231-0918 |
| 450EXC RACING SIX DAYS 04-05 | 1231-0917 |
| 450EXC SIX DAYS 08-13        | 1231-0913 |
| 450EXC SIX DAYS 14           | 1231-0919 |
| 450 XC-W 14-22               | 1231-0930 |
| 500 XC-W 14-22               | 1231-0930 |
| 500 EXC-F 14-22              | 1231-0921 |
| 450SX-F 07-08                | 1231-0917 |
| 450SX-F 09-12                | 1231-0919 |
| 450SX-F 13                   | 1231-0914 |
| 450SX-F 14-21                | 1231-0930 |
| 450 EXC-F 14-22              | 1231-0921 |
| 450XC-F 13                   | 1231-0914 |
| 450XC-F 14-18                | 1231-0930 |

| BLING PACKS (CON'T)          |           |
|------------------------------|-----------|
| MAKE/MODEL/YEAR              | PART #    |
| <b>KTM (CON'T)</b>           |           |
| 250 XCF-W 14-18              | 1231-0930 |
| 350 XCF-W 14-18              | 1231-0930 |
| SX-F 505 08                  | 1231-0917 |
| SX-F 520 00-02               | 1231-0917 |
| SX-F 525 03-06               | 1231-0917 |
| 500EXC SIX DAYS 12-13        | 1231-0913 |
| 525EXC RACING 04-05          | 1231-0917 |
| 525EXC RACING 06-07          | 1231-0918 |
| 525EXC RACING SIX DAYS 04-05 | 1231-0930 |
| 525XC 07                     | 1231-0918 |
| 530EXC 08-11                 | 1231-0913 |
| 530EXC SIX DAYS 08-09        | 1231-0913 |
| <b>SUZUKI</b>                |           |
| RMZ250 07-22                 | 1231-0904 |
| RMZ450 05-22                 | 1231-0904 |
| <b>YAMAHA</b>                |           |
| YZ250F 09-13                 | 1231-0906 |
| YZ250F 14-22                 | 1231-0907 |
| YZ450F 10-13                 | 1231-0905 |
| YZ450F 14-22                 | 1231-0907 |

APPAREL

HELMETS & GOGGLES

RIDER ARMOR

OUTERWEAR

YOUTH

LUGGAGE & PACKS

BIKE BODY

BIKE CONTROLS

BIKE SUSPENSION

BIKE BRAKING

BIKE DRIVE

BIKE BEARINGS

BIKE ENGINE

BIKE ELECTRICAL

BIKE EXHAUST

BIKE WHEELS

BICYCLE

GARAGE & PROMO

SIZING CHART



LIAM DRAPER





**ADVENTURE TOURING SEAT  
FOAM AND COVER KIT**

**\$179<sup>95</sup> - \$199<sup>95</sup>**

- Inexpensive way to update your current adventure touring bike
- Medium-firm density for a quality ride and superior comfort
- Designed to match the OEM seat base
- Seat cover provides extra traction on key areas of the seat
- UV protected material
- Double stitched seams

| MAKE/MODEL/YEAR                    | PART #    |       |
|------------------------------------|-----------|-------|
| <b>HONDA</b>                       |           |       |
| CRF250 RX 19-21                    | 0821-3432 | BLACK |
| CRF250R 18-21                      | 0821-3432 | BLACK |
| CR450RL 21                         | 0821-3432 | BLACK |
| CRF450RX 17-20                     | 0821-3432 | BLACK |
| CRF450X 19-21                      | 0821-3432 | BLACK |
| CRF450L 19-21                      | 0821-3432 | BLACK |
| AFRICAN TWIN 20-21                 | 0821-3440 | BLACK |
| AFRICAN TWIN ADVENTURE SPORT 20-21 | 0821-3440 | BLACK |
| <b>HUSQVARNA</b>                   |           |       |
| 701 ADVENTURE 16-21                | 0821-3464 | BLACK |
| <b>KTM</b>                         |           |       |
| KTM 690 ENDURO 19-21               | 0821-3434 | BLACK |
| KTM 690 SMC 19-21                  | 0821-3434 | BLACK |
| KTM 1090 ADVENTURE R 17-19         | 0821-3443 | BLACK |
| KTM 1190 ADVENTURE R 13-19         | 0821-3443 | BLACK |
| KTM 1290 ADVENTURE R 13-20         | 0821-3443 | BLACK |
| <b>BMW</b>                         |           |       |
| BMW 310GS 18-20                    | 0821-3436 | BLACK |
| BMW 310 R 18-20                    | 0821-3436 | BLACK |
| BMW F750 GS 19-21                  | 0821-3437 | BLACK |
| BMW F850 GS 19-21                  | 0821-3437 | BLACK |
| BMW F850 GS ADVENTURE 19-21        | 0821-3437 | BLACK |
| <b>TRIUMPH</b>                     |           |       |
| TIGER 800 XC 10-21                 | 0821-3438 | BLACK |
| TIGER 800 XR 10-21                 | 0821-3438 | BLACK |
| TIGER 800 XRX 10-21                | 0821-3438 | BLACK |
| TIGER 800 XRX 10-21                | 0821-3438 | BLACK |
| TIGER 800 XRT 10-21                | 0821-3438 | BLACK |
| TIGER 800 XCX 10-21                | 0821-3438 | BLACK |
| TIGER 800 XCA 10-21                | 0821-3438 | BLACK |
| <b>SUZUKI</b>                      |           |       |
| SUZUKI V-STORM 650 DL 17-21        | 0821-3439 | BLACK |
| <b>YAMAHA</b>                      |           |       |
| TENERE 700 19-21                   | 0821-3442 | BLACK |
| SUPER TENERE 1200 10-21            | 0821-3441 | BLACK |

**ADVENTURE SEATS**

**\$366<sup>95</sup> - \$437<sup>95</sup>**

- Rugged micro-fiber suede top cover
- Side gripper panes
- Smooth marine-grade vinyl with debossed Moose Racing® logo
- Comes with strap kit that enables you to confidently secure cargo to the pillion section of your seat
- Low profile option available
- Made in the USA

| MAKE/MODEL/YEAR                   | PART #    |
|-----------------------------------|-----------|
| <b>HONDA</b>                      |           |
| XR650L 93-17                      | 0810-1328 |
| <b>KAWASAKI</b>                   |           |
| KLR650 08-17                      | 0810-1329 |
| <b>SUZUKI</b>                     |           |
| DRZ400/E/S/SM 00-18               | 0810-1332 |
| DRZ400/E/S/SM 00-18 (LOW PROFILE) | 0810-1333 |

**RACE NUMBERS**

**\$4<sup>95</sup> - \$5<sup>95</sup>**

- Numbers available in 4 ½" and 6"
- 12 mil durable high gloss vinyl
- Super tacky adhesive
- 4 ½" numbers work well for double digit or three digit numbers
- 6" numbers work well for a single digit or double digit number
- Available in black or white
- Sold in packs of three



| NUMBER | 4 ½" BLACK | 4 ½" WHITE | 6" BLACK  | 6" WHITE  |
|--------|------------|------------|-----------|-----------|
| 0      | 4310-0640  | 4310-0650  | 4310-0660 | 4310-0670 |
| 1      | 4310-0641  | 4310-0651  | 4310-0661 | 4310-0671 |
| 2      | 4310-0642  | 4310-0652  | 4310-0662 | 4310-0672 |
| 3      | 4310-0643  | 4310-0653  | 4310-0663 | 4310-0673 |
| 4      | 4310-0644  | 4310-0654  | 4310-0664 | 4310-0674 |
| 5      | 4310-0645  | 4310-0655  | 4310-0665 | 4310-0675 |
| 6      | 4310-0646  | 4310-0656  | 4310-0666 | 4310-0676 |
| 7      | 4310-0647  | 4310-0657  | 4310-0667 | 4310-0677 |
| 8      | 4310-0648  | 4310-0658  | 4310-0668 | 4310-0678 |
| 9      | 4310-0649  | -          | 4310-0669 | 4310-0679 |



## RIBBED SEAT COVERS

\$59<sup>95</sup>

- Ribbed traction seat cover
- Rubberized material
- Superior traction wet or dry
- UV protected
- Double stitched for durability
- Ribbed color to match your bike
- Made in the USA

| RIBBED SEAT COVERS  |           |                    |
|---|-----------|--------------------|
| MAKE/MODEL/YEAR   | PART #    | COLOR              |
| <b>GAS GAS</b>  |           |                    |
| MC 50 / MC-E5 21-22                                       | 0821-3427 | RED/WHITE RIBBED   |
| MC 125/ MC250F/ MC450F / EC300 / EX 300 / 21-22           | 0821-3430 | RED/WHITE RIBBED   |
| MC250 /MC350F / EC250/ EX250 / EX250F / EX350F/ EX450F 22 | 0821-3430 | RED/WHITE RIBBED   |
| XC 250F 350F-450F 21                                      | 0821-3430 | RED/WHITE RIBBED   |
| <b>HONDA</b>  |           |                    |
| CR80 96-02 / 85 03-07                                     | 0821-1785 | BLACK/RED RIBBED   |
| CR125/250 00-07   | 0821-1784 | BLACK/RED RIBBED   |
| CRF150R 07-22   | 0821-1786 | BLACK/RED RIBBED   |
| CRF250R 04-09   | 0821-1787 | BLACK/RED RIBBED   |
| CRF250R 10-13   | 0821-1789 | BLACK/RED RIBBED   |
| CRF250R 14-17   | 0821-1790 | BLACK/RED RIBBED   |
| CRF250R 18-21   | 0821-2614 | BLACK/RED RIBBED   |
| CRF250X 04-09   | 0821-1787 | BLACK/RED RIBBED   |
| CRF450R 09-12   | 0821-1789 | BLACK/RED RIBBED   |
| CRF450R 13-16   | 0821-1790 | BLACK/RED RIBBED   |
| CRF450R 17-21   | 0821-2614 | BLACK/RED RIBBED   |
| CRF450RX 19-21  | 0821-2614 | BLACK/RED RIBBED   |
| CRF450L 19-21   | 0821-2614 | BLACK/RED RIBBED   |
| CRF450 RWE 19-20  | 0821-2614 | BLACK/RED RIBBED   |
| CRF450R 21-22   | 0821-3368 | BLACK/RED RIBBED   |
| CRF450RWE 21-22   | 0821-3368 | BLACK/RED RIBBED   |
| CRF450 RX 21-22   | 0821-3368 | BLACK/RED RIBBED   |
| CRF250 RX 22  | 0821-3368 | BLACK/RED RIBBED   |
| CRF250 R 22   | 0821-3368 | BLACK/RED RIBBED   |
| CRF450 RS 22  | 0821-2614 | BLACK/RED RIBBED   |
| CRF450 RL 21-22   | 0821-2614 | BLACK/RED RIBBED   |
| CRF250 RX 19-21   | 0821-2614 | BLACK/RED RIBBED   |
| CRF450 X 19-22  | 0821-2614 | BLACK/RED RIBBED   |
| <b>HUSQVARNA</b>  |           |                    |
| FC/TC/FE/TE 14-15   | 0821-2109 | BLACK/BLUE RIBBED  |
| TC250 16  | 0821-2109 | BLACK/BLUE RIBBED  |
| TE/FE 16  | 0821-2109 | BLACK/BLUE RIBBED  |
| HUSKY 450 FC/TC/TX/FX 19 -222                             | 0821-3067 | BLACK/BLUE RIBBED  |
| <b>KAWASAKI</b>   |           |                    |
| KX80/100 91-00  | 0821-1798 | BLACK/GREEN RIBBED |
| KX85 01-13  | 0821-1798 | BLACK/GREEN RIBBED |
| KX85 / KX100 14-22  | 0821-1799 | BLACK/GREEN RIBBED |
| KX125 03-05   | 0821-1797 | BLACK/GREEN RIBBED |
| KX250 03-07   | 0821-1797 | BLACK/GREEN RIBBED |
| KX250F 06-08  | 0821-1800 | BLACK/GREEN RIBBED |
| KX250F 09-12  | 0821-1801 | BLACK/GREEN RIBBED |
| KX250F 13-16  | 0821-1802 | BLACK/GREEN RIBBED |
| KX250F 17-20  | 0821-2615 | BLACK/GREEN RIBBED |
| KX250250F / KX250XC 21-22                                 | 0821-3068 | BLACK/GREEN RIBBED |
| KX450F 06-08  | 0821-1800 | BLACK/GREEN RIBBED |
| KX450F 09-11  | 0821-1801 | BLACK/GREEN RIBBED |
| KX450F 12-15  | 0821-1802 | BLACK/GREEN RIBBED |

## RIBBED SEAT COVERS (CON'T)

| MAKE/MODEL/YEAR                 | PART #    | COLOR                |
|---------------------------------|-----------|----------------------|
| <b>KTM</b>                      |           |                      |
| KX450F 16-18                    | 0821-2371 | BLACK/GREEN RIBBED   |
| KX112 22                        | 0821-1799 | BLACK/GREEN RIBBED   |
| KX450F 19 -22 / KX 450 XC 21-22 | 0821-3068 | BLACK/GREEN RIBBED   |
| <b>KTM</b>                      |           |                      |
| 50 09-15                        | 0821-1794 | BLACK/ORANGE RIBBED  |
| 50 16-22                        | 0821-2369 | BLACK/ORANGE RIBBED  |
| 65 09-15                        | 0821-1795 | BLACK/ORANGE RIBBED  |
| 65 17-22                        | 0821-2370 | BLACK/ORANGE RIBBED  |
| 85 13-17                        | 0821-1796 | BLACK/ORANGE RIBBED  |
| 85 SX 18-21                     | 0821-2869 | BLACK/ORANGE RIBBED  |
| SX 07-10 / EXC 08-11 / XC 08-10 | 0821-1791 | BLACK/ORANGE RIBBED  |
| SX125 16                        | 0821-2110 | BLACK/ORANGE RIBBED  |
| SX 11-14 / XC 150-250-300       | 0821-1792 | BLACK/ORANGE RIBBED  |
| 11-15 / 250SX 16                | 0821-2110 | BLACK/ORANGE RIBBED  |
| SX150 16                        | 0821-2110 | BLACK/ORANGE RIBBED  |
| 200/250/450 03 / SX 125-525     | 0821-1793 | BLACK/ORANGE RIBBED  |
| 04-06 / EXC/MXC 04-07           | 0821-2110 | BLACK/ORANGE RIBBED  |
| 250/450 FACTORY EDITION 15      | 0821-2110 | BLACK/ORANGE RIBBED  |
| SX 17-18                        | 0821-2110 | BLACK/ORANGE RIBBED  |
| SXF 16-18                       | 0821-2110 | BLACK/ORANGE RIBBED  |
| XC 17-18                        | 0821-2110 | BLACK/ORANGE RIBBED  |
| XCF 16-18                       | 0821-2110 | BLACK/ORANGE RIBBED  |
| KTM 450 SX-F/FE 18              | 0821-3069 | BLACK/ ORANGE RIBBED |
| XCF- / XC 19-22                 | 0821-3069 | BLACK/ ORANGE RIBBED |
| EXC-F / XC-W 21-22              | 0821-3069 | BLACK/ ORANGE RIBBED |
| KTM SXF /SX 19-22               | 0821-3069 | BLACK/ ORANGE RIBBED |
| <b>SUZUKI</b>                   |           |                      |
| RM85 02-20                      | 0821-1804 | BLACK/YELLOW RIBBED  |
| RM125 01-07                     | 0821-1803 | BLACK/YELLOW RIBBED  |
| RM250 01-09                     | 0821-1803 | BLACK/YELLOW RIBBED  |
| RMZ250 10-18                    | 0821-1806 | BLACK/YELLOW RIBBED  |
| RMZ250 19-22                    | 0821-2870 | BLACK/YELLOW RIBBED  |
| RMZ450 05-07                    | 0821-1807 | BLACK/YELLOW RIBBED  |
| RMZ450 08-17                    | 0821-1808 | BLACK/YELLOW RIBBED  |
| RMZ450 18-22                    | 0821-2870 | BLACK/YELLOW RIBBED  |
| <b>YAMAHA</b>                   |           |                      |
| YZ85 02-21                      | 0821-1810 | BLACK/BLUE RIBBED    |
| YZ125/250 02-21                 | 0821-1809 | BLACK/BLUE RIBBED    |
| YZ250/450F 03-05                | 0821-1811 | BLACK/BLUE RIBBED    |
| YZ250/450F 06-09                | 0821-1812 | BLACK/BLUE RIBBED    |
| YZ250 FX 20-22                  | 0821-2871 | BLACK/BLUE RIBBED    |
| YZ250F 14-18                    | 0821-1814 | BLACK/BLUE RIBBED    |
| YZ250F 19-22                    | 0821-2871 | BLACK/BLUE RIBBED    |
| YZ450 FX 19-22                  | 0821-2871 | BLACK/BLUE RIBBED    |
| WR450F 19                       | 0821-2871 | BLACK/BLUE RIBBED    |
| YZ450F 14-17                    | 0821-1814 | BLACK/BLUE RIBBED    |
| YZ450F 18-22                    | 0821-2871 | BLACK/BLUE RIBBED    |

APPAREL

HELMETS & GOGGLES

RIDER ARMOR

OUTERWEAR

YOUTH

LUGGAGE & PACKS

BIKE BODY

BIKE CONTROLS

BIKE SUSPENSION

BIKE BRAKING

BIKE DRIVE

BIKE BEARINGS

BIKE ENGINE

BIKE ELECTRICAL

BIKE EXHAUST

BIKE WHEELS

BICYCLE

GARAGE & PROMO

-sizing chart






**UNIVERSAL PHONE & MAP HOLDER \$37.95**

- Designed to work with any dual sport or off-road bike application
- Attaches to bike seat
- Fits up to iPhone 11 size inside compartment
- Uses hook and loop closure with clear vinyl face
- Made in USA

|                              |           |
|------------------------------|-----------|
| UNIVERSAL PHONE & MAP HOLDER | 3502-0488 |
|------------------------------|-----------|

**SEAT HEATER \$83.95**

- Works with motorcycles, ATVs, UTVs and snowmobiles
- Ultra-thin, flexible and easy to install under the stock seat cover
- Measures 9" x 9"
- Durable long lasting carbon fiber cloth-like element
- 30 watts (less than 2 amps)
- Includes a 24" quick disconnect cable
- On/off switch, and hardware for installation
- Made in the USA



|             |           |
|-------------|-----------|
| SEAT HEATER | 0821-1612 |
|-------------|-----------|



RUBBERIZED "DIAMOND" GRIPPING MATERIAL

**GRIPPER SEAT COVERS \$43.95**

- Rubberized "Diamond" gripper material
- Doubled stitched for durability
- Superior traction in all riding conditions
- Made in the USA

**GRIPPER SEAT COVERS**

| MAKE/MODEL/YEAR                               | PART #    |
|---|-----------|
| <b>HONDA</b>                                  |           |
| CRF50/XR 00-22 (TALL FOAM)                    | 0821-1044 |
| CR125 98-99                                   | 0821-1038 |
| CR125/250 00-07                               | 0821-1037 |
| CRF150R 07-22                                 | 0821-1039 |
| CR250 97-99                                   | 0821-1038 |
| CRF250R/X 04-09                               | 0821-1040 |
| CRF250 R /RX 22                               | 0821-3369 |
| CRF450R 02-04                                 | 0821-1041 |
| CRF450 R /RX 21-22 CRF250 R 22 / CRF250 RX 22 | 0821-3369 |
| CRF450 RWE 21-22                              | 0821-3369 |
| <b>HUSQVARNA</b>                              |           |
| FC 16-18                                      | 0821-2873 |
| FC/FE/TC/TE 14-15                             | 0821-2366 |
| TC 125 16                                     | 0821-2873 |
| TC250 16                                      | 0821-2366 |
| TC-TX-TE-FX-FE 17-18                          | 0821-2873 |
| TE/FE 16                                      | 0821-2366 |
| FC/ TC/ TX/FX/FS/ 19-22 TE/FE 20-22           | 0821-3370 |
| <b>KAWASAKI</b>                               |           |
| KX65 00-22                                    | 0821-1455 |
| KX80/100 91-00                                | 0821-1051 |
| KX85/100 01-13                                | 0821-1051 |
| KLX110 02-22                                  | 0821-1455 |
| KX125/250 94-98                               | 0821-1049 |
| KX125/250 99-02                               | 0821-1050 |
| KX250F 17-20                                  | 0821-2874 |
| KX250R /KX250XC 21-22                         | 0821-3371 |
| KX450F 19-22 / KX450XC 21-22                  | 0821-3371 |

**GRIPPER SEAT COVERS (CONT)**

| MAKE/MODEL/YEAR   | PART #    |
|---|-----------|
| <b>KTM</b>  |           |
| EXC/MXC 03  | 0821-1045 |
| EXC/MXC 04-07   | 0821-1046 |
| EXC 08-11/XC 08-10                                      | 0821-1047 |
| SX 01-02/ SX125 03/ SX525 03                            | 0821-1045 |
| SX125-525 04-06   | 0821-1046 |
| SX150/250/350/450 11-15 / 250 16                        | 0821-1228 |
| SX 07-10  | 0821-1047 |
| 125/150SX 16-17   | 0821-2366 |
| 200/250/450 03  | 0821-1046 |
| XC150/250/300 11-15                                     | 0821-1228 |
| 250/450SXF 16-18  | 0821-2366 |
| 250/350/450XCF 16-18                                    | 0821-2366 |
| KTMSX-F/ SX 19-22 / XC-F / XC 19-22 / EXC-F/ XC-W 20-22 | 0821-3373 |
| <b>SUZUKI</b>   |           |
| RM65 03-05  | 0821-1455 |

**GRIPPER SEAT COVERS (CONT)**

| MAKE/MODEL/YEAR                   | PART #    |
|-----------------------------------|-----------|
| <b>SUZUKI (CON'T)</b>             |           |
| RM100 03-05                       | 0821-1051 |
| DRZ110 03-05                      | 0821-1455 |
| RM125/250 96-00                   | 0821-1055 |
| <b>YAMAHA</b>                     |           |
| YZ125/250 96-01                   | 0821-1063 |
| YZ125/250 02-21                   | 0821-1062 |
| YZ250FX 20-21                     | 0821-3374 |
| YZ250F 14-18                      | 0821-1758 |
| YZ250F 19-22                      | 0821-3374 |
| WR250F 20                         | 0821-3374 |
| YZ250F 01-02/400F 98-99/426 99-02 | 0821-1065 |
| YZ450F 14-17                      | 0821-1758 |
| YZ450F 18                         | 0821-2878 |
| YZF450 18-22 WR250F 20/ YZ        | 0821-3374 |
| YZ450 FX 19-22                    | 0821-3374 |
| WR450F 19-20                      | 0821-3374 |



MIKE WITKOWSKI



**STANDARD SEAT COVERS**

**\$39<sup>95</sup>**

- Heavy-duty marine grade vinyl
- UV protected for long life
- Double stitched for durability
- Made in the USA

| STANDARD SEAT COVERS     |           |           |
|--------------------------|-----------|-----------|
| MAKE/MODEL/YEAR          | COLOR     | PART #    |
| <b>HONDA</b>             |           |           |
| XR 50 00-03              | RED       | 0821-3362 |
| CRF50 04-22              | RED       | 0821-3362 |
| CRF110 19-22             | RED       | 0821-3363 |
| CRF125F 19-22            | RED       | 0821-3363 |
| CRF110 13-18             | RED       | 0821-3364 |
| CRF125F 14-18            | RED       | 0821-3365 |
| CRF250L 13-20            | RED       | 0821-3364 |
| CRF70 04-12              | RED/BLACK | 0821-1195 |
| XR80R/100R 85-00         | RED       | 0821-1203 |
| XR/CRF80/100 01-13       | RED/BLACK | 0821-1196 |
| CR125 90                 | RED       | 0821-1191 |
| CR125 91-92              | RED       | 0821-1192 |
| CR125 93-97              | RED       | 0821-1193 |
| CR125/250 00-07          | RED/BLACK | 0821-1190 |
| CRF150F 03-17/230F 03-19 | RED/BLACK | 0821-1194 |
| XR200R 84-03             | RED       | 0821-1197 |
| XR200R 84-03             | BLUE      | 0821-1198 |
| CR250 87-89              | RED       | 0821-1191 |
| CR250 90-91              | RED       | 0821-1192 |
| CR250 92-96              | RED       | 0821-1193 |
| XR250R 84-85             | RED       | 0821-1197 |
| XR250R 84-85             | BLUE      | 0821-1198 |
| XR250R 86-95             | RED       | 0821-1200 |
| XR250R/400R 96-04        | RED       | 0821-1199 |
| CR500 87-90              | RED       | 0821-1191 |
| CR500 91-01              | RED       | 0821-1192 |
| XR600R 88-00             | RED       | 0821-1201 |
| XR600R 88-00             | BLUE      | 0821-1202 |
| XR650L 93-20             | RED       | 0821-1201 |
| XR650L 93-20             | BLUE      | 0821-1202 |
| <b>HUSQVARNA</b>         |           |           |
| TE/TC/SM 05-07           | BLACK     | 0821-1224 |
| WR/CR/SM 125 06-08       | BLACK     | 0821-1224 |
| WR250 06-12              | BLACK     | 0821-1224 |
| WR300 09-12              | BLACK     | 0821-1224 |
| <b>KAWASAKI</b>          |           |           |
| KX60 83-05               | BLACK     | 0821-1215 |
| KX65 00-22               | BLACK     | 0821-1461 |
| KLX110 02-22             | BLACK     | 0821-1461 |

**STANDARD SEAT COVERS (CON'T)**

| MAKE/MODEL/YEAR         | COLOR       | PART #    |
|-------------------------|-------------|-----------|
| <b>KAWASAKI (CON'T)</b> |             |           |
| KX125/250 88-89         | BLACK       | 0821-1466 |
| KX125/250 90-91         | BLUE        | 0821-1457 |
| KX125/250 99-02         | GREEN/BLACK | 0821-1214 |
| KLX125 03-05            | BLACK       | 0821-1217 |
| KLX140 08-22            | BLACK/GREEN | 0821-3366 |
| KLX250 09-21            | BLACK       | 0821-3367 |
| KLX300R 20-22           | BLACK/GREEN | 0821-3366 |
| KDX200/220 95-06        | BLACK       | 0821-1212 |
| KLX300 97-07            | BLACK       | 0821-1459 |
| KLX400 03-05            | BLACK       | 0821-1464 |
| KX500 88-04             | BLACK       | 0821-1466 |
| KLR650 07-18            | BLACK       | 0821-1213 |
| KLX650 93-96            | BLACK       | 0821-1460 |
| <b>KTM</b>              |             |           |
| EXC/MXC 98-02           | BLACK       | 0821-1221 |
| SX 98-00                | BLACK       | 0821-1221 |
| 125SX 01-02             | BLACK       | 0821-1221 |
| 520SX 01-02             | BLACK       | 0821-1221 |
| <b>SUZUKI</b>           |             |           |
| RM60 03-05              | BLACK       | 0821-1215 |
| RM65 03-05              | BLACK       | 0821-1461 |
| DRZ110 03-05            | BLACK       | 0821-1461 |
| DRZ125 03-21            | BLACK       | 0821-1217 |
| RM125 93-95             | YELLOW      | 0821-1465 |
| DR250 90-95             | BLUE        | 0821-1462 |
| RM250 93-95             | YELLOW      | 0821-1465 |
| DR350 90-99             | BLUE        | 0821-1462 |
| DRZ400 00-21            | BLACK       | 0821-1464 |
| DR650 96-21             | BLACK       | 0821-1463 |
| <b>YAMAHA</b>           |             |           |
| PW 50 85-22             | BLUE        | 0821-3379 |
| TTR50 06-22             | BLUE        | 0821-3380 |
| TTR110 08-22            | BLUE/BLACK  | 0821-3381 |
| TTR125/125L 00-22       | BLUE        | 0821-1205 |
| TTR225 00-04            | BLUE        | 0821-1206 |
| TTR250 00-06            | BLUE        | 0821-1207 |
| YZ125/250 93-95         | BLUE        | 0821-1209 |
| YZ125/250 96-01         | BLUE/BLACK  | 0821-1210 |
| YZ125/250 02-21         | BLUE/BLACK  | 0821-1208 |
| TTR230 05-22            | BLUE/BLACK  | 0821-2372 |
| YZ250F/450F 06-09       | BLUE/BLACK  | 0821-1211 |

APPAREL

HELMETS & GOGGLES

RIDER ARMOR

OUTERWEAR

YOUTH

LUGGAGE & PACKS

BIKE BODY

BIKE CONTROLS

BIKE SUSPENSION

BIKE BRAKING

BIKE DRIVE

BIKE BEARINGS

BIKE ENGINE

BIKE ELECTRICAL

BIKE EXHAUST

BIKE WHEELS

BICYCLE

GARAGE & PROMO

-sizing chart





**SEAT FOAM**

**\$69.95**

- Superior comfort over OEM
- Medium-firm density
- Long lasting
- OEM exact fitments
- Made in the USA

| SEAT FOAM   |           |
|---|-----------|
| MAKE/MODEL/YEAR   | PART #    |
| <b>GAS GAS</b>  |           |
| MC 125 / MC 250F 450F / EC 300 / EX 300 / XC 250F 350F 450F 21-22 | 0821-3431 |
| EC250/MC250 /EX250/ MC350F 22                                     | 0821-3431 |
| <b>HONDA</b>  |           |
| CR125/250 00-07   | 0821-2846 |
| CRF250R 10-13   | 0821-2847 |
| CRF250R 14-17   | 0821-2848 |
| CRF250R 18-21   | 0821-2849 |
| CRF250RX 19-21  | 0821-2849 |
| CRF250R / RX 22   | 0821-3375 |
| CRF450R 09-12   | 0821-2847 |
| CRF450R 13-16   | 0821-2848 |
| CRF450R /RX 17-20   | 0821-2849 |
| CRF450X 19-22   | 0821-2849 |
| CRF450L 19-20   | 0821-2849 |
| CRF450RL 21-22  | 0821-2849 |
| CRF450R 21-22   | 0821-3375 |
| CRF450RWE 21-22   | 0821-3375 |
| CRF450RX 21-22  | 0821-3375 |
| <b>HUSQVARNA</b>  |           |
| FC/TC/FE/TE 14-15   | 0821-2866 |
| FC 16-18  | 0821-2867 |
| FC450 ROCKSTAR EDITION 18   | 0821-3376 |
| TC/TX/TE 125-501 17-21  | 0821-3376 |

| SEAT FOAM (CON'T)                                 |           |
|---|-----------|
| MAKE/MODEL/YEAR                                   | PART #    |
| <b>HUSQVARNA (CON'T)</b>                          |           |
| FC/TC/TX/FX/FS 125 TO 501 19-22                   | 0821-3376 |
| TC 125 16   | 0821-2867 |
| TE/FE 16  | 0821-2866 |
| TC250 16  | 0821-2866 |
| TC/TX/TE 17-19                                    | 0821-2867 |
| <b>KAWASAKI</b>                                   |           |
| KX125 03-05                                       | 0821-2855 |
| KX250 03-07                                       | 0821-2855 |
| KX250F 09-12                                      | 0821-2856 |
| KX250F 13-16                                      | 0821-2857 |
| KX250F 17-20                                      | 0821-2859 |
| KX250 21-22 / KX250XC 21-22                       | 0821-3377 |
| KX450F 09-11                                      | 0821-2856 |
| KX450F 12-15                                      | 0821-2857 |
| KX450F 16-18                                      | 0821-2858 |
| KX450 19-22 / KX450XC 21-22                       | 0821-3377 |
| <b>KTM</b>  |           |
| 250/450 XC 15                                     | 0821-2865 |
| SX 17-18  | 0821-2865 |
| SX 11-15  | 0821-2864 |
| SX 125/150 16                                     | 0821-2865 |
| SX 250 16   | 0821-2864 |
| SXF 16-18   | 0821-2865 |
| XC 17-18  | 0821-2865 |
| XC 150/250/300 11                                 | 0821-2864 |
| XC/EXC 12-16                                      | 0821-2864 |
| XC-F 16-18  | 0821-2865 |
| XCF-W 16  | 0821-2864 |
| KTM 450 SX-F/19-21/XC-F-XC 19-21/EXC-F-XC-W 21-22 | 0821-3378 |
| <b>SUZUKI</b>                                     |           |
| RM125 01-07                                       | 0821-2860 |
| RM250 01-09                                       | 0821-2860 |
| RMZ250 10-18                                      | 0821-2861 |
| RMZ250 19-22                                      | 0821-2863 |
| RMZ450 08-17                                      | 0821-2862 |
| RMZ450 18-22                                      | 0821-2863 |
| <b>YAMAHA</b>                                     |           |
| WR250F 15-18                                      | 0821-2853 |
| WR250F 20   | 0821-2854 |
| WR450F 16-18                                      | 0821-2853 |
| WR450F 19-20                                      | 0821-2854 |
| YZ125/250 02-21                                   | 0821-2850 |
| YZ250F 14-18                                      | 0821-2853 |
| YZ250F 19-22                                      | 0821-2854 |
| YZ250FX 15-18                                     | 0821-2853 |
| YZ250FX 20-22                                     | 0821-2854 |
| YZ450F 10-13                                      | 0821-2852 |
| YZ450F 14-17                                      | 0821-2853 |
| YZ450F / 18-22                                    | 0821-2854 |
| YZ450FX 16-18                                     | 0821-2853 |



ANGUS RIORDAN

**LICENSE PLATE HOLDER**

**\$13.95**



- Made of tough plastic
- Will adapt to almost any off-road rear fender
- All mounting hardware included
- Made in the USA

|                      |           |
|----------------------|-----------|
| LICENSE PLATE HOLDER | 2030-1033 |
|----------------------|-----------|

**LICENSE PLATE BOLT KIT**

**\$3.95**



- Contains four pieces of special nylon flange bolts, and four flange nuts
- Lightweight
- All weather - will not corrode

|                        |           |
|------------------------|-----------|
| LICENSE PLATE BOLT KIT | 2030-0950 |
|------------------------|-----------|

**CHAIN SAW HOLDER**

**\$169.95**



- Fits dirt bikes in most sizes
- Mounts with non-marring mounting blocks
- Front brake line guide built in
- Fits most chain saws up to 16" bar
- Adjustable mounting straps
- Easy installation; easy access to chain saw

|                  |           |
|------------------|-----------|
| CHAIN SAW HOLDER | 1510-0863 |
|------------------|-----------|

**WATER PUMP COVER GUARDS**

**\$42.95**

**NEW**



- Protects the exposed area of the water pump from damage caused when brushing up against rocks and logs and other debris.
- Protects the radiator hose connection leading into the water pump.
- Easy installation with no need to tear apart the water pump when adding guard.
- Use stock mounting bolts for installation.
- Made in USA

| MAKE/MODEL/YEAR    | PART #    |
|--------------------|-----------|
| <b>KTM</b>         |           |
| 150 EXC TPI 20-22  | 0940-2047 |
| 250 EXC TPI 18-22  | 0940-2047 |
| 300 EXC TPI 18-22  | 0940-2047 |
| 150 XC-W TPI 20-22 | 0940-2047 |
| 250 XC TPI 20-22   | 0940-2047 |
| 250 XC-W TPI 18-22 | 0940-2047 |
| 300 XC TPI 20-22   | 0940-2047 |
| 300 XC-W TPI 19-22 | 0940-2047 |
| <b>HUSQVARNA</b>   |           |
| TE 150I 20-22      | 0940-2047 |
| TE 250I 18-22      | 0940-2047 |
| TE300I 18-22       | 0940-2047 |
| TX300 I 20-22      | 0940-2047 |
| <b>GAS GAS</b>     |           |
| EC250 21-22        | 0940-2047 |
| EC300 21-22        | 0940-2047 |
| EX250 22           | 0940-2047 |
| EX300 21-22        | 0940-2047 |

**KTM/HUSQ/GAS-GAS THROTTLE POSITION SENSOR (TPS) COVER**

**\$32.95**

**NEW**



- Provides protection to the throttle position sensor on Gas Gas/ Husqvarna / KTM 2-stroke motorcycles
- Replaces the stock plastic OEM cover with a more durable T6061-T6 aluminum cover
- Comes in black anodized finish with Moose Racing logo

|   |           |
|---|-----------|
| KTM/HUSQ/GAS-GAS THROTTLE POSITION SENSOR (TPS) COVER | 0940-2047 |
|---|-----------|

**KTM/HUSQ THROTTLE BODY GUARD**

**\$42.95**

**NEW**



- Machined from T6160-T6 aluminum and machined to fit 125/250/300 KTM and Husqvarna 2-stroke bikes with throttle body fuel injection systems
- Guard comes low enough to protect all the electrical connections that are located at the bottom of the throttle body and prevents damage or disconnection of the wires.
- Easy 2 bolt installation that replaces the stock plastic cover.
- Made in USA

| MAKE/MODEL/YEAR      | PART #    |
|----------------------|-----------|
| <b>KTM</b>           |           |
| 125/250/300 SX/XC 23 | 0940-2104 |
| <b>HUSQVARNA</b>     |           |
| 125/250/300 TC/TX 23 | 0940-2104 |

**IGNITION WIRE GUARD**

**\$32.95**

**NEW**



- Provides protection from debris catching on the ignition wire above the ignition cover
- Easy installation by removing top two screws for ignition cover placing over the exposed wire then re-installing screws

| MAKE/MODEL/YEAR               | PART #    |
|-------------------------------|-----------|
| <b>SHERCO</b>                 |           |
| 250/300 SEF/SEF FACTORY 13-23 | 0950-0995 |
| <b>KTM/HUSQ/GAS GAS</b>       |           |
| KTM 250/350 SX-F/XC-F 16-24   | 0950-0996 |
| HUSKY 250/350 FC/FX 16-24     | 0950-0996 |
| GAS GAS 250/350 EX/MC 21-23   | 0950-0996 |
| KTM 250/300 SX/XC 24          | 0950-0997 |
| HUSKY 250/300 TC/TX 24        | 0950-0997 |
| KTM 125 SX/XC 23-24           | 0950-0998 |
| HUSKY 125 TC 23-24            | 0950-0998 |

APPAREL

HELMETS & GOGGLES

RIDER ARMOR

OUTERWEAR

YOUTH

LUGGAGE & PACKS

BIKE BODY

BIKE CONTROLS

BIKE SUSPENSION

BIKE BRAKING

BIKE DRIVE

BIKE BEARINGS

BIKE ENGINE

BIKE ELECTRICAL

BIKE EXHAUST

BIKE WHEELS

BICYCLE

GARAGE & PROMO

SIZING CHART





**ALUMINUM KICKSTAND** \$99<sup>95</sup> - \$146<sup>95</sup>

- Tapered aluminum shaft
- Heavy gauge steel mount bracket for superior strength
- Black anodized finish
- No modifications required for installation
- All installation hardware included
- Includes safety strap
- Does not interfere with your foot while riding

| MAKE/MODEL/YEAR             | PART #<br>STANDARD 16.5" | PART #<br>SHORT 15.5"  |
|-----------------------------|--------------------------|------------------------|
| <b>BETA</b>                 |                          |                        |
| 125/250/300 RR 2T 13-19     | 0510-0498                | -                      |
| 125/200/250/300RR 2T 20-23  | 0510-0622                | -                      |
| 350/390/430/480 4T 15-19    | 0510-0498                | -                      |
| 350/430/ 500 RR-S 4T 17-19  | 0510-0498                | -                      |
| 350/390/430/490/RR 4T 20-23 | 0510-0622                | -                      |
| X TRAINER 250 17-22         | 0510-0498                | -                      |
| X TRAINER 250 23            | 0510-0622                | -                      |
| X TRAINER 300 16-22         | 0510-0498                | -                      |
| X TRAINER 300 23            | 0510-0622                | -                      |
| 390/ 430/ 500 RS T4 16      | 0510-0498                | -                      |
| <b>HONDA</b>                |                          |                        |
| CRF250 04-19                | -                        | 0510-0599 <sup>1</sup> |
| CRF450 02-19                | -                        | 0510-0597 <sup>1</sup> |
| <b>GAS GAS</b>              |                          |                        |
| 250/300 EC E4 18-19         | 0510-0497                | -                      |
| EC/ECF 250 21-23            | 0510-0384                | -                      |
| EC300 21-23                 | 0510-0384                | -                      |
| 250/300 ENDURO GP 18-19     | 0510-0497                | -                      |
| 250/300 XC 18-19            | 0510-0497                | -                      |
| EX250 22-23                 | 0510-0384                | -                      |
| EX250F 21-23                | 0510-0384                | -                      |
| EX300 21-23                 | 0510-0384                | -                      |
| EX350F 21-23                | 0510-0384                | -                      |
| EX450F 21-23                | 0510-0384                | -                      |
| <b>HUSQVARNA</b>            |                          |                        |
| TE 125 2014-2016            | 0510-0385                | -                      |
| TX 125 2017-2019            | 0510-0384                | -                      |
| TE 150 2017-2019            | 0510-0384                | -                      |
| TE 150I 2020-2022           | 0510-0384                | -                      |
| TE 150 2023                 | 0510-0384                | -                      |
| TE 250 2014-2016            | 0510-0385                | -                      |
| TE 250 2017-2018            | 0510-0384                | -                      |
| TE 250I 2018-2022           | 0510-0384                | -                      |
| TE 250 2023                 | 0510-0384                | -                      |
| TC250 17-22                 | -                        | 0510-0599 <sup>1</sup> |
| FC250 17-22                 | -                        | 0510-0599 <sup>1</sup> |
| FX 250 2017                 | 0510-0384                | -                      |
| TX 300 2017-2020            | 0510-0384                | -                      |
| TX 300I 2020-2022           | 0510-0384                | -                      |
| FC350 17-22                 | -                        | 0510-0599 <sup>1</sup> |
| FX 350 2017-2022            | 0510-0384                | -                      |
| FC450 17-22                 | -                        | 0510-0599 <sup>1</sup> |
| FX 350/450 17-19            | -                        | 0510-0598 <sup>1</sup> |
| FX 450 2017-2022            | 0510-0384                | -                      |
| FE501 17-19                 | -                        | 0510-0598 <sup>1</sup> |
| <b>HUSABERG</b>             |                          |                        |
| TE 125 2013-2014            | 0510-0385                | -                      |
| TE 250 2012-2014            | 0510-0385                | -                      |
| TE 300 2012-2014            | 0510-0385                | -                      |
| FE 250 2012-2014            | 0510-0385                | -                      |
| FE 350 2013-2014            | 0510-0385                | -                      |
| FE 450 2009-2014            | 0510-0385                | -                      |
| FE 570 2009-2012            | 0510-0385                | -                      |
| <b>KAWASAKI</b>             |                          |                        |
| KX250F 11-17                | 0510-0394                | 0510-0601 <sup>1</sup> |

| MAKE/MODEL/YEAR         | PART #<br>STANDARD 16.5" | PART #<br>SHORT 15.5"  |
|-------------------------|--------------------------|------------------------|
| <b>KAWASAKI (CON'T)</b> |                          |                        |
| KX250 20-23             | 0510-0394                | 0510-0601 <sup>1</sup> |
| KX450F 11-17            | 0510-0394                | 0510-0601 <sup>1</sup> |
| KX450 20-23             | 0510-0394                | 0510-0601 <sup>1</sup> |
| KX450SR 22-23           | 0510-0394                | 0510-0601 <sup>1</sup> |
| <b>KTM</b>              |                          |                        |
| 125SX 12-15             | 0510-0388                | 0510-0598 <sup>1</sup> |
| 125SX 16-20             | 0510-0389                | 0510-0599 <sup>1</sup> |
| 150SX 16-20             | 0510-0389                | 0510-0599 <sup>1</sup> |
| 250SX 12-15             | 0510-0388                | 0510-0598 <sup>1</sup> |
| 250SX-F 11-14           | 0510-0388                | 0510-0598 <sup>1</sup> |
| 250SX-F 16-20           | 0510-0389                | 0510-0599 <sup>1</sup> |
| 350SX-F 11-15           | 0510-0388                | 0510-0598 <sup>1</sup> |
| 350SX-F 16-20           | 0510-0389                | 0510-0599 <sup>1</sup> |
| 450SX-F 11-14           | 0510-0388                | 0510-0598 <sup>1</sup> |
| 450SX-F 16-20           | 0510-0389                | 0510-0599 <sup>1</sup> |
| <b>KTM FREERIDE</b>     |                          |                        |
| FREERIDE 250F 2018-2020 | 0510-0385                | -                      |
| FREERIDE 250R 2014-2017 | 0510-0385                | -                      |
| FREERIDE 350R 2012-2017 | 0510-0385                | -                      |
| <b>KTM ENDURO</b>       |                          |                        |
| 125 EXC 1998-2007       | 0510-0386                | -                      |
| 125 EXC 2008-2016       | 0510-0385                | -                      |
| 125 EXC 2017            | 0510-0384                | -                      |
| 150 EXC TPI 2020-2022   | 0510-0384                | -                      |
| 150 EXC 2023            | 0510-0384                | -                      |
| 200 EXC 1998-2007       | 0510-0386                | -                      |
| 200 EXC 2008-2016       | 0510-0385                | -                      |
| 250 EXC 1998-2007       | 0510-0386                | -                      |
| 250 EXC 2008-2016       | 0510-0385                | -                      |
| 250 EXC 2017-2018       | 0510-0384                | -                      |
| 250 EXC TPI 2018-2022   | 0510-0384                | -                      |
| 250 EXC 2023            | 0510-0384                | -                      |
| 250 EXC-F 2006-2007     | 0510-0386                | -                      |
| 250 EXC-F 2008-2016     | 0510-0385                | -                      |
| 250 EXC-F 2017-2023     | 0510-0384                | -                      |
| 300 EXC 1998-2007       | 0510-0386                | -                      |
| 300 EXC 2008-2016       | 0510-0385                | -                      |
| 300 EXC 2017-2018       | 0510-0384                | -                      |
| 300 EXC TPI 2018-2022   | 0510-0384                | -                      |
| 300 EXC 2023            | 0510-0384                | -                      |
| 300 EXC 2024            | -                        | -                      |
| 350 EXC-F 2012-2016     | 0510-0385                | -                      |
| 350 EXC-F 2017-2023     | 0510-0384                | -                      |
| 450 EXC 2003-2007       | 0510-0386                | -                      |
| 450 EXC 2008-2016       | 0510-0385                | -                      |
| 450 EXC-F 2008-2016     | 0510-0385                | -                      |
| 450 EXC-F 2017-2023     | 0510-0384                | -                      |
| 500 EXC 2012-2016       | 0510-0385                | -                      |
| 500 EXC 2017-2023       | 0510-0384                | -                      |
| 520 EXC 2000-2002       | 0510-0386                | -                      |
| 525 EXC 2003-2007       | 0510-0386                | -                      |
| 530 EXC 2009-2011       | 0510-0385                | -                      |
| <b>KTM XC</b>           |                          |                        |
| 125 XC-W 2017-2018      | 0510-0384                | -                      |
| 150 XC 2010-2014        | 0510-0385                | -                      |
| 150 XC-W 2017-2019      | 0510-0384                | -                      |
| 150 XC-W TPI 2020-2022  | 0510-0384                | -                      |
| 200 XC 2008-2009        | 0510-0385                | -                      |
| 200 XC-W 2006-2007      | 0510-0386                | -                      |
| 200 XC-W 2008-2016      | 0510-0385                | -                      |
| 250 XC 2008-2016        | 0510-0385                | -                      |
| 250 XC 2017-2019        | 0510-0384                | -                      |
| 250 XC TPI 2020-2022    | 0510-0384                | -                      |
| 250 XC-F 2014-2015      | 0510-0385                | -                      |
| <b>KTM XC</b>           |                          |                        |
| 250 XC-F 2016-2022      | 0510-0384                | -                      |
| 250 XC-W 2006-2007      | 0510-0386                | -                      |
| 250 XC-W 2008-2016      | 0510-0385                | -                      |
| 300 XC 2014-2016        | 0510-0385                | -                      |
| 300 XC 2017-2019        | 0510-0384                | -                      |
| 300 XC TPI 2020-2022    | 0510-0384                | -                      |
| 300 XC-W 2006-2007      | 0510-0386                | -                      |
| 350 XC-F 2012-2015      | 0510-0385                | -                      |
| 350 XC-F 2016-2022      | 0510-0384                | -                      |
| 450 XC-F 2013-2015      | 0510-0385                | -                      |
| 450 XC-F 2016-2022      | 0510-0384                | -                      |
| <b>SUZUKI</b>           |                          |                        |
| RMZ250 10-23            | -                        | 0510-0600 <sup>1</sup> |
| RMX450 08-23            | -                        | 0510-0600 <sup>1</sup> |

| MAKE/MODEL/YEAR                 | PART #<br>STANDARD 16.5" | PART #<br>SHORT 15.5"  |
|---------------------------------|--------------------------|------------------------|
| <b>SHERCO</b>                   |                          |                        |
| 125 SE-R 18-22                  | 0510-0496                | -                      |
| 125/250/ 300 SE-R 14-22         | 0510-0496                | -                      |
| 250/300/450 SE-F 14-22          | 0510-0496                | -                      |
| <b>YAMAHA</b>                   |                          |                        |
| YZ250F 09-23                    | -                        | 0510-0602 <sup>1</sup> |
| YZ450F 09-23                    | -                        | 0510-0602 <sup>1</sup> |
| 1 -HAS 1" SHORTER KICKSTAND ARM |                          |                        |

| REPLACEMENT SPRINGS KICKSTAND PART # | SPRING PART # |
|--------------------------------------|---------------|
| 0510-0388 TO 0510-0393               | 0510-0551     |
| 0510-0496                            | 0510-0555     |
| 0510-0497                            | 0510-0556     |
| 0510-0498                            | 0510-0557     |



### **SIDE STANDS** \$63<sup>95</sup> - \$69<sup>95</sup>

- Made from durable aluminum alloy for strength and lightweight
- OEM replacement side stand
- Available for Husqvarna and KTM models
- Available in black

| <b>SIDE STANDS</b> |           |
|--------------------|-----------|
| MAKE/MODEL/YEAR    | PART #    |
| <b>HUSQVARNA</b>   |           |
| TX125 17-19        | 0510-0384 |
| TX 150 17-19       | 0510-0384 |
| TE 150 17-19       | 0510-0384 |
| TE 150 I 20-22     | 0510-0384 |
| FE250 13-16        | 0510-0385 |
| FE250 17-22        | 0510-0384 |
| TE250 11-16        | 0510-0385 |
| TE250 17-18        | 0510-0384 |
| TE250I 18-22       | 0510-0384 |
| TE300 11-16        | 0510-0385 |
| TE300 17-18        | 0510-0384 |
| TE300I 18-22       | 0510-0384 |
| TX300 17-19        | 0510-0384 |
| TX 300 I 20-22     | 0510-0384 |
| FE350 13-16        | 0510-0385 |
| FE350 17-22        | 0510-0384 |
| FX350 17-22        | 0510-0384 |
| FE390 10-12        | 0510-0385 |
| FE450 09-16        | 0510-0385 |
| FE450 17-22        | 0510-0384 |
| FX450 10-11        | 0510-0385 |
| FX450 17-22        | 0510-0384 |
| FE501 13-16        | 0510-0385 |
| FE501 17-22        | 0510-0384 |
| FE570 09-12        | 0510-0385 |
| <b>KTM</b>         |           |
| 125 EGS 98-99      | 0510-0386 |
| 125EXC 98-02       | 0510-0386 |

| <b>SIDE STANDS (CON'T)</b> |           |
|----------------------------|-----------|
| MAKE/MODEL/YEAR            | PART #    |
| <b>KTM (CON'T)</b>         |           |
| 125EXC 09-15               | 0510-0385 |
| 125 EXC TPI 20-22          | 0510-0384 |
| 125XC-W 17-19              | 0510-0384 |
| 150XC 10-14                | 0510-0385 |
| 150XC-W 17-18              | 0510-0384 |
| 150XC-W 17-19              | 0510-0384 |
| 150 EXC TPI 20-22          | 0510-0384 |
| 200EXC 98-07               | 0510-0386 |
| 200EXC 08-15               | 0510-0385 |
| 200MXC 98-03               | 0510-0386 |
| 200XC 08-09                | 0510-0385 |
| 200XC-W 06-07              | 0510-0386 |
| 200XC-W 08-16              | 0510-0385 |
| 250EGS 98-99               | 0510-0386 |
| 250EXC 98-07               | 0510-0386 |
| 250EXC 08-08               | 0510-0385 |
| 250EXC TPI 18-22           | 0510-0384 |
| 250EXC-F 07                | 0510-0386 |
| 250EXC-F 08-16             | 0510-0385 |
| 250EXC-F 17-22             | 0510-0384 |
| 250MXC 98-01               | 0510-0386 |
| 250XC 08-16                | 0510-0385 |
| 250XC 18-19                | 0510-0384 |
| 250XC-F 08-15              | 0510-0385 |
| 250XC-F 16-19              | 0510-0384 |
| 250XCF-W 06-07             | 0510-0386 |
| 250XCF-W 08-16             | 0510-0385 |
| 250XC-W 06-07              | 0510-0386 |
| 250XC-W 08-16              | 0510-0385 |
| 250XC-W 17-18              | 0510-0384 |
| 250XC-W TPI 19-22          | 0510-0384 |
| 300EXC 98-07               | 0510-0386 |
| 300EXC 08-16               | 0510-0385 |
| 300EXC TPI 18-22           | 0510-0384 |
| 300MXC 98-05               | 0510-0386 |
| 300XC 08-15                | 0510-0385 |
| 300XC 17-18                | 0510-0384 |
| 300XC-W 06-07              | 0510-0386 |
| 300XC-W 08-16              | 0510-0385 |
| 300XC-W 17-18              | 0510-0384 |
| 300XC-W TPI 19-22          | 0510-0384 |
| 350EXC-F 12-16             | 0510-0385 |
| 350EXC-F 17-22             | 0510-0384 |
| 350XC-F 11-15              | 0510-0385 |
| 350XC-F 16-19              | 0510-0384 |
| 350XCF-W 12-16             | 0510-0385 |
| 380EXC 98-02               | 0510-0386 |
| 380MXC 98-00               | 0510-0386 |
| 400EXC 09-11               | 0510-0385 |
| 400XC-W 07                 | 0510-0386 |
| 400XC-W 09-10              | 0510-0385 |
| 450EXC 03-07               | 0510-0386 |
| 450EXC 08-16               | 0510-0385 |
| 450EXC-F 17-22             | 0510-0384 |
| 450EXC-F 17-20 SIX DAY'S   | 0510-0384 |

| <b>SIDE STANDS (CON'T)</b> |           |
|----------------------------|-----------|
| MAKE/MODEL/YEAR            | PART #    |
| <b>KTM (CON'T)</b>         |           |
| 450MXC-G RACING 03-05      | 0510-0386 |
| 450XC 07                   | 0510-0386 |
| 450XC-F 14-15              | 0510-0385 |
| 450XC-F 16-19              | 0510-0384 |
| 450XCR-W 08                | 0510-0385 |
| 450XC-W 07                 | 0510-0386 |
| 450XC-W 09-16              | 0510-0385 |
| 500EXC 12-16               | 0510-0385 |
| 500EXC-F 17-22             | 0510-0384 |
| 500EXC 20                  | 0510-0384 |
| 500XC-W 12-16              | 0510-0385 |
| 505XC-F 08-09              | 0510-0385 |
| 520EXC 00-02               | 0510-0386 |
| 520MXC RACING 01-02        | 0510-0386 |
| 525EXC 03-07               | 0510-0386 |
| 525EXC-G RACING 03-06      | 0510-0386 |
| 525MXC-G RACING 03-05      | 0510-0386 |
| 525XC 06-07                | 0510-0386 |
| 525XC-W 07                 | 0510-0386 |
| 530EXC 08-11               | 0510-0385 |
| 530EXC-R 08                | 0510-0385 |
| 530XCR-W 08                | 0510-0385 |
| 530XC-W 09-11              | 0510-0385 |

| <b>REPLACEMENT PARTS</b>                  |               |
|---|---------------|
| REPLACEMENT SPRINGS KICK-<br>STAND PART # | SPRING PART # |
| 0510-0385                                 | 0510-0552     |
| 0510-0384                                 | 0510-0554     |
| 0510-0386                                 | 0510-0554     |





**BOLT-ON KICKSTANDS**

**\$139.95**

- Powder coated steel shaft and sturdy 1/4" steel mounting bracket
- Perfect for those unexpected rest stops along the trail
- Easy installation and removal with only two bolts (included when necessary)
- High tension steel spring
- Replacement spring; 0510-0080 - retail \$6.95

| MAKE/MODEL/YEAR        | PART #    |
|------------------------|-----------|
| <b>HONDA</b>           |           |
| CR125 02-07            | 0510-0058 |
| CRF150R 07-20          | 0510-0204 |
| CRF150R EXPERT07-20    | 0510-0511 |
| CR250 02-09            | 0510-0058 |
| CRF250R 02-13          | 0510-0058 |
| CRF250R 14-17          | 0510-0205 |
| CRF250X 02-13          | 0510-0058 |
| CRF250X 14-20          | 0510-0205 |
| CRF450R 02-09          | 0510-0058 |
| CRF450R 10-20          | 0510-0205 |
| CRF450X 05-16          | 0510-0058 |
| <b>KAWASAKI</b>        |           |
| KX250F 06-13           | 0510-0058 |
| KX250F 14-19           | 0510-0512 |
| KX450F 06-10           | 0510-0058 |
| KX450F 11-19           | 0510-0512 |
| <b>SUZUKI</b>          |           |
| RMZ250 07-13           | 0510-0059 |
| RMZ450 05-07           | 0510-0059 |
| <b>YAMAHA</b>          |           |
| YZ125 05-20            | 0510-0057 |
| YZ250 05-20            | 0510-0057 |
| YZ250F 06-09           | 0510-0057 |
| YZ250F 10-20           | 0510-0203 |
| YZ250FX 10-20          | 0510-0203 |
| YZ450F 05-09           | 0510-0057 |
| YZ450F 10-20           | 0510-0203 |
| YZ450FX 10-19          | 0510-0203 |
| REPLACEMENT SPRING ALL | 0510-0080 |

**KICKSTAND PAD EXTENSION**

**\$45.95**



- Extends the kickstand pad surface
- Made from high-quality T6061 T6 & T5052 Aluminum
- Anodized finishes to eliminate oxidizing
- Wider contact surface to improve bike stability while parked
- Easy to install

| KICKSTAND PAD EXTENSION  |           |
|--------------------------|-----------|
| MAKE/MODEL/YEAR          | PART #    |
| <b>HONDA</b>             |           |
| CRF1000L / DCT 16-19     | 0510-0631 |
| VERSYS-X 300 17-21       | 0510-0630 |
| VERSYS 1000 13-21        | 0510-0630 |
| <b>KTM</b>               |           |
| 790 ADVENTURE/ R 19-20   | 0510-0629 |
| 890 ADVENTURE / R 21-22  | 0510-0629 |
| 1090 ADVENTURE / R 17-19 | 0510-0629 |
| 1190 ADVENTURE / R 14-16 | 0510-0629 |
| 1290 ADVENTURE R 15-22   | 0510-0629 |
| 1290 ADVENTURE S 15-19   | 0510-0629 |
| <b>SUZUKI</b>            |           |
| V STROM 1000 14-19       | 0510-0632 |





### CLAMP-ON SIDE STANDS

\$135<sup>95</sup>

- Constructed from 4130 Chrome-moly steel,
- Heavy-duty spring prevents dropping down in aggressive riding environments
- Total weight is 1.5 lbs
- Attaches firmly and easily to the swingarm- no drilling required
- Where applicable, stand has tapered mounting bracket to fit swingarm profile perfectly
- Strong enough to pivot bike on stand to adjust or lubricate chain
- Replacement spring; 0510-0080 - retail \$6.95
- Made in the USA

| MAKE/MODEL/YEAR                     | PART #    | SQUARE CLAMP DIMENSIONS HEIGHT X WIDTH |
|-------------------------------------|-----------|--|
| <b>HONDA</b>                        |           |  |
| CR80/85R 96-08                      | M019-7    | 2 1/8" X 1 1/4"                        |
| CR80/85EXPERT (BIG WHEEL) ALL YEARS | M019-8    | 2 1/8" X 1 1/4"                        |
| CR125/250R 88-94                    | M019-1    | 2 9/16" X 1 3/8"                       |
| CR125R 98-99                        | M019-2    | -                                      |
| CR125/250/CRF250/450R 00-08         | M019-3    | -                                      |
| CR250R 97-99                        | M019-2    | -                                      |
| CR500R 87-01                        | M019-1    | 2 9/16" X 1 3/8"                       |
| <b>KAWASAKI</b>                     |           |  |
| KX125 90-96                         | M019-1    | 2 9/16" X 1 3/8"                       |
| KX125/250 97-02                     | M019-6    | 3 3/16" X 1 7/16"                      |
| KX125/250 03-08                     | M019-13   | -                                      |
| KX250 88-96                         | M019-1    | 2 9/16" X 1 3/8"                       |
| KX250F 04-05                        | M019-13   | -                                      |
| KX500 88-02                         | M019-1    | 2 9/16" X 1 3/8"                       |
| <b>SUZUKI</b>                       |           |  |
| RM125/250 95-01                     | M019-5    | 2 13/16" X 1 3/8"                      |
| RM125/250 02-05                     | M019-11   | -                                      |
| RMZ250 04-08                        | M019-13   | -                                      |
| <b>YAMAHA</b>                       |           |  |
| YZ80/85 05-15                       | M019-10   | 2" X 1 3/16"                           |
| YZ125/250 96-01                     | M019-4    | -                                      |
| YZ125/250 02-04                     | M019-12   | -                                      |
| YZ250F 01                           | M019-4    | -                                      |
| YZ250F 02-04                        | M019-12   | -                                      |
| YZ400/426F 98-01                    | M019-4    | -                                      |
| YZ426F 02                           | M019-12   | -                                      |
| YZ450F 03-04                        | M019-12   | -                                      |
| REPLACEMENT SPRING ALL              | 0510-0080 |  |

### KTM GRAB HANDLE

\$39<sup>95</sup>

- Provides a place to grab to lift your bike onto a stand or out of the mud
- Made of 6061-T6 aluminum
- Anodized black with laser etched Moose Racing® logo
- Attaches with longer bolts on silencer mounts through CNC machined aluminum spacers
- Made in the USA



| MAKE/MODEL/YEAR                              | PART #    |
|--|-----------|
| <b>KTM</b>                                   |           |
| 125-450 SX/SXF/XC/XCF 11                     | 0502-0402 |
| 125-500 ALL MODELS 12-15                     | 0502-0402 |
| 125/150 SX/XCW 16-18                         | 0502-0536 |
| 200-500 SX/XC/EXC/XCW/XCFW 16                | 0502-0402 |
| 250/350/450 SXF/XCF 16                       | 0502-0534 |
| 250/300 SX/XC/XCW (2-STROKE) 17-18           | 0502-0536 |
| 250/350/450/500 SXF/XCF/EXC (4-STROKE) 17-18 | 0502-0534 |



0502-0548

### FRONT LIFT STRAP

\$16<sup>95</sup>

- Provides a handy place to grab and pull the bike in the nastiest of situations, or even just loading the machine into a truck
- Mounts to front forks by weaving the webbing through the buckles; adjust the length to suit your preference
- **NOTE: Intended for manual pulling of the motorcycle only. Not intended to be used as a tie-down point, for lifting the entire motorcycle, or for towing.**

FRONT LIFT STRAP WITH HANDLE

0502-0548



### REAR LIFT STRAP

\$24<sup>95</sup>

- Buckles and bushings made from stainless steel
- Elastic tension keeps it snug and out of the way
- Thick, strong 1" webbing
- Double-weave buckle lets you adjust length to suit personal preferences
- Fits nearly any bike that uses two bolts to attach the seat to the sub-frame (17" max length between the bolts)
- Also fits nearly all KTM models with the single under-fender seat bolt
- Multiple sizes of mounting hardware included

REAR LIFT STRAP

0502-0315

APPAREL

HELMETS & GOGGLES

RIDER ARMOR

OUTERWEAR

YOUTH

LUGGAGE & PACKS

BIKE BODY

BIKE CONTROLS

BIKE SUSPENSION

BIKE BRAKING

BIKE DRIVE

BIKE BEARINGS

BIKE ENGINE

BIKE ELECTRICAL

BIKE EXHAUST

BIKE WHEELS

BICYCLE

GARAGE & PROMO

SIZING CHART









RACHAEL ARCHER

APPAREL

HELMETS & GOGGLES

RIDER ARMOR

OUTERWEAR

YOUTH

LUGGAGE & PACKS

BIKE BODY

BIKE CONTROLS

BIKE SUSPENSION

BIKE BRAKING

BIKE DRIVE

BIKE BEARINGS

BIKE ENGINE

BIKE ELECTRICAL

BIKE EXHAUST

BIKE WHEELS

BICYCLE

GARAGE & PROMO


SIZING CHART





**7/8" SE SERIES CARBON STEEL HANDLEBARS** **\$26.95**

- Constructed from 2mm thick carbon steel for high strength
- Knurled center clamp area prevents slipping in the heat of battle
- Plastic end caps prevent bars from cutting through grips
- Durable powder coated finish
- Available in many popular bends to suit personal riding styles
- Crossbar pad included



**1-1/8" SE SERIES CARBON STEEL OVERSIZED HANDLEBARS** **\$29.95**

- Constructed from lightweight 2mm thick carbon steel for high strength
- Oversize 1 1/8" diameter base tapers to 7/8" to allow standard size controls/grips
- Great alternative to more expensive aluminum oversized bars
- Glossy black powder coated finish offers a clean look
- Available in CR-HI or CR-LO
- Plastic end caps prevent bars from cutting through grips in a crash
- Crossbar pad included

| 7/8" CARBON STEEL HANDLEBARS |           |           |           |           |           |                  |               |         |              |  |
|------------------------------|-----------|-----------|-----------|-----------|-----------|------------------|---------------|---------|--------------|--|
| STANDARD-7/8" BEND           | BLACK     | BLUE      | RED       | GRAY      | LIME      | OVERALL WIDTH MM | BASE WIDTH MM | RISE MM | PULL BACK MM |  |
| CR-HI                        | 0601-4964 | 0601-4965 | 0601-4966 | 0601-4967 | 0601-4968 | 800              | 165           | 68      | 63           |  |
| CR-LO                        | 0601-4969 | 0601-4970 | 0601-4971 | 0601-4972 | N/A       | 810              | 165           | 53      | 67           |  |
| KX                           | 0601-4973 | N/A       | N/A       | 0601-4974 | 0601-4975 | 810              | 165           | 70      | 77           |  |
| YZ                           | 0601-4976 | 0601-4977 | N/A       | 0601-4978 | N/A       | 815              | 175           | 55      | 70           |  |
| MINI                         | 0601-4979 | 0601-4980 | 0601-4981 | 0601-4982 | 0601-4983 | 730              | 125           | 106     | 58           |  |

| 1-1/8" CARBON STEEL OVERSIZED HANDLEBARS |           |      |     |      |      |                  |               |         |              |  |
|--|-----------|------|-----|------|------|------------------|---------------|---------|--------------|--|
| STANDARD-7/8" BEND                       | BLACK     | BLUE | RED | GRAY | LIME | OVERALL WIDTH MM | BASE WIDTH MM | RISE MM | PULL BACK MM |  |
| CR-HI                                    | 0601-4984 | N/A  | N/A | N/A  | N/A  | 795              | 95            | 70      | 57           |  |

**HANDLEBAR RISER KIT** **\$39.95**

- Includes sizes 5-30mm
- Includes all hardware and wrench
- Made in the USA



| MAKE/MODEL/YEAR                      | PART #    |
|--------------------------------------|-----------|
| <b>BETA</b>                          |           |
| RR 12-23                             | 0602-0755 |
| RS 14-23                             | 0602-0755 |
| <b>HUSABERG</b>                      |           |
| ALL MODELS 09-14                     | 0602-0755 |
| <b>HUSQVARNA</b>                     |           |
| ALL 85-501 14-15                     | 0602-0755 |
| TC85 16-21                           | 0602-0755 |
| TC125 16-21                          | 0602-0790 |
| FE/TE125-501 16-23                   | 0602-0755 |
| TC250/300 16                         | 0602-0755 |
| TC/TX250/300 16-21                   | 0602-0790 |
| FC/FX250/350/450 16-21               | 0602-0790 |
| FC 250/450 FACTORY ADDITIONS '22-'23 | 0602-1422 |
| 125-450 FC/FX/TC/TX 23               | 0602-1422 |
| <b>KTM</b>                           |           |
| 50-530CC 00-15                       | 0602-0755 |
| 50/65/85 SX 16-21                    | 0602-0755 |
| 125-450 SX/SXF/XC/XCF 16-21          | 0602-0790 |
| 200-500 XCW/EXC 16-21                | 0602-0755 |
| 250X-F 250/450 22.5 FACTORY ADDITION | 0602-1422 |
| 125-450 SX/XC/SXF/XCF 23             | 0602-1422 |
| <b>SHERCO</b>                        |           |
| ALL ENDURO MODELS 13-15              | 0602-0755 |
| ALL MODELS 16-20 125-500 17-20       | 0602-1131 |

**UNIVERSAL HANDLEBAR CLAMP KIT** **\$49.95 - \$59.95**

- Adapts 7/8" bar mounts to accept oversize 1 1/8" handlebars
- An economical alternative to replacing expensive top triple clamps
- Available in three sizes raising handlebars 20mm - 50mm from stock setting
- Includes mounting bolts and stealth handlebar pad



| SIZE | PART #    |
|------|-----------|
| 20mm | 0603-0342 |
| 30mm | 0603-0343 |
| 50mm | 0603-0344 |



**CROSSBAR PADS** **\$11.95 - \$17.95**

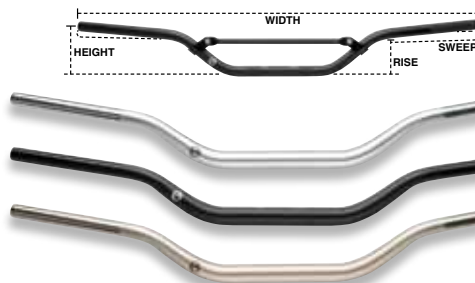
- For crossbar type handlebars
- Complete your bike or ATV with a new Moose Racing® pad
- Available in 7.5" (for mini handlebars) and 9.2"

| DESCRIPTION                     | PART #    |
|---------------------------------|-----------|
| MINI 7.5" CROSS BAR PAD STEALTH | 0603-0948 |
| 9.2" CROSS BAR PAD STEALTH      | 0603-0949 |
| FLEX CROSS BAR PAD STEALTH      | 0603-0950 |

### FLEX SERIES 1-1/8" HANDLEBAR

\$79.95

- 7075-T6 aluminum makes these bars as strong as more expensive oversize bars
- Flex design minimizes shock and rider fatigue
- Large 1 1/8" clamping area reduces bending
- Knurled clutch side helps lock grip into place
- XC and Burleson bends are cut narrow for woods riders
- XC bend has 30" width and CR-HI ergos while leaving plenty of horizontal control space
- Flex Series stealth pad included



STEALTH PAD INCLUDED

#### COMPETITION 7/8" HANDLEBARS

| BEND     | SILVER    | BLACK     | TITANIUM  | WIDTH MM | HEIGHT MM | RISE MM | SWEEP MM |
|----------|-----------|-----------|-----------|----------|-----------|---------|----------|
| CR-HI    | 0601-1756 | 0601-1755 | 0601-1754 | 795      | 95        | 70      | 57       |
| CR-LO    | 0601-1759 | 0601-1758 | 0601-1757 | 802      | 65        | 60      | 57       |
| YZ       | 0601-1765 | 0601-1764 | 0601-1763 | 803      | 92        | 56      | 57       |
| BURLESON | -         | 0601-1767 | -         | 762      | 95        | 70      | 57       |
| XC       | -         | 0601-1770 | 0601-1769 | 775      | 98        | 70      | 52       |

### COMPETITION 7/8" HANDLEBARS

\$59.95

- These 2014-T6 aluminum bars have great vibration absorption qualities and are stronger than 6061 bars
- Knurled clutch side helps reduce grip slip
- Available anodized in black, silver, or titanium
- XC woods bend now available, 30" width and CR-HI ergos with plenty of control space
- Oversized crossbar for greater strength
- Stealth crossbar pad included



STEALTH PAD INCLUDED

#### COMPETITION 7/8" HANDLEBARS

| BEND  | SILVER    | BLACK     | TITANIUM  | WIDTH MM | HEIGHT MM | RISE MM | SWEEP MM |
|-------|-----------|-----------|-----------|----------|-----------|---------|----------|
| CR-HI | 0601-1735 | 0601-1734 | 0601-1733 | 810      | 90        | 70      | 68       |
| CR-LO | 0601-1738 | 0601-1737 | 0601-1736 | 800      | 70        | 60      | 68       |
| KX    | 0601-1741 | 0601-1740 | 0601-1739 | 800      | 80        | 53      | 55       |
| YZ    | 0601-1747 | 0601-1746 | 0601-1745 | 800      | 90        | 60      | 52       |
| XC    | 0601-1750 | 0601-1749 | 0601-1748 | 775      | 98        | 70      | 52       |
| MINI  | 0601-1753 | 0601-1752 | 0601-1751 | 737      | 100       | 75      | 55       |



### PW 50 HANDLEBAR AND CLAMP KIT

\$114.95

- Constructed from highest quality aerospace aluminum for maximum strength
- Unique design fits all years of PW 50 motorcycles
- Four post clamp system allows you to adjust handle bar position
- Includes brake mount to swap OEM lever to new PW handle bars
- Smaller diameter bar fits child's hands
- Reduces arm fatigue.
- Use OEM grips for smaller diameter handle bars
- Measurements: Width 560MM / Height 73MM / Base 145MM / Sweep 72MM



PW 50 HANDLEBAR AND CLAMP KIT

0601-5561



### ALUMINUM EKO SERIES HANDLEBARS

7/8" - \$39.95  
1-1/8" - \$56.95

- Affordable option for aluminum handlebars
- 7/8" handlebar is made from 6061 T6 aluminum material
- 1-1/8" handlebars are made from 7000 series aluminum materials
- Anodized finish
- Clutch side knurling for added grip adhesion

| DESCRIPTION                     | PART #    |
|---------------------------------|-----------|
| 7/8" CR HI BEND MATT BLACK      | 0601-5554 |
| 7/8" YZF /KXF BEND MATT BLACK   | 0601-5555 |
| 7/8" YZF/KXF BEND MATT SILVER   | 0601-5556 |
| 1 1/8" KTM/HUS BEND MATT BLACK  | 0601-5557 |
| 1 1/8" CR HI BEND MATT BLACK    | 0601-5558 |
| 1 1/8" YZF/KXF BEND MATT SILVER | 0601-5559 |
| 1 1/8" YZF/KXF BEND MATT BLACK  | 0601-5560 |

APPAREL

HELMETS & GOGGLES

RIDER ARMOR

OUTERWEAR

YOUTH

LUGGAGE & PACKS

BIKE BODY

BIKE CONTROLS

BIKE SUSPENSION

BIKE BRAKING

BIKE DRIVE

BIKE BEARINGS

BIKE ENGINE

BIKE ELECTRICAL

BIKE EXHAUST

BIKE WHEELS

BICYCLE

GARAGE & PROMO

SIZING CHART





**1-1/8" HANDLEBAR UNIVERSAL MOUNTS** **\$48.95**

- Handlebar mount converts 7/8" handlebar mounts to 1-1/8" handlebar mount system
- Mount is 28.6MM rise and comes with aluminum cones to fit into triple clamp cone style triple clamp single post mount system
- Made from 6061 T6 billet aluminum
- Includes clamp, base bolt with nut, and aluminum cones to replace rubber style stock cones

|                                  |           |
|----------------------------------|-----------|
| UNIVERSAL BAR MOUNT 1 1/8" BLACK | 0603-1037 |
|----------------------------------|-----------|



**PW 50 GRIPS** **\$18.95**

- Grips are designed to fit the PW 50 handlebars that are 5/8" diameter
- Fits all PW 50's from 1991 to current model PW's 50cc bikes
- Available in black or gray colorways

| DESCRIPTION       | PART #    |
|-------------------|-----------|
| PW 50 GRIPS BLACK | 0630-2818 |
| PW 50 GRIPS GREY  | 0630-2819 |



**SERIES 36 LOCK ON GRIPS** **\$26.95**

- Lock-on grip system allows you to adjust or replace grips in seconds without glue or wire to secure to handlebar
- Slim diameter profile improves overall grip on handlebar
- Provides slip-free performance under any conditions
- Simple installation and removal without waiting for glue to dry
- Snap on throttle cams to match most modern MX 2- and 4-stroke bikes
- Made in the USA

| DESCRIPTION            | COLOR        | PART #    |
|------------------------|--------------|-----------|
| LOCK-ON GRIP 36 SERIES | BLACK/GOLD   | 0630-2535 |
| LOCK-ON GRIP 36 SERIES | WHITE/GOLD   | 0630-2536 |
| LOCK-ON GRIP 36 SERIES | BLUE/BLACK   | 0630-2537 |
| LOCK-ON GRIP 36 SERIES | ORANGE/BLACK | 0630-2538 |
| LOCK-ON GRIP 36 SERIES | RED/GOLD     | 0630-2539 |
| LOCK-ON GRIP 36 SERIES | GRAY/SILVER  | 0630-2540 |



**QUALIFIER GRIPS** **\$8.95 - \$9.95**

- Dual compound grips
- Firm compound is used for the inner and outer flange
- Soft compound is used for the outer diameter of the grip
- Available in half waffle, full waffle and full diamond patterns
- Half waffles are available in gray/black, gray/blue, gray/green/, gray/orange and gray/red
- Full waffles are available in blue/black and red/black
- Full diamond is available in gray/black

| DESCRIPTION  | COLOR       | PART #    |
|--------------|-------------|-----------|
| HALF WAFFLE  | GRAY/BLACK  | 0630-1830 |
| HALF WAFFLE  | GRAY/BLUE   | 0630-1831 |
| HALF WAFFLE  | GRAY/GREEN  | 0630-1832 |
| HALF WAFFLE  | GRAY/ORANGE | 0630-1833 |
| HALF WAFFLE  | GRAY/RED    | 0630-1834 |
| FULL WAFFLE  | BLUE/BLACK  | 0630-1835 |
| FULL WAFFLE  | RED/BLACK   | 0630-1836 |
| FULL DIAMOND | GRAY/BLACK  | 0630-1837 |



**STEALTH GRIPS**

**\$8.95**

- One compound, one pattern, and one price in MX and ATV flange styles
- Special USA made compound feels soft, but wears like a harder compound
- Custom Moose Racing® half waffle pattern with high traction chevrons
- Safety wire grooves don't interfere with grip comfort
- Extra thick end cap for increased strength
- Available in black, blue, gray, orange or red
- Made in the USA

| STYLE | BLACK     | BLUE      | GRAY      | ORANGE    | RED       |
|-------|-----------|-----------|-----------|-----------|-----------|
| MX    | 0630-0390 | 0630-0394 | 0630-0391 | 0630-0393 | 0630-0392 |
| ATV   | 0630-0395 | 0630-0398 | 0630-0396 | 0630-0423 | 0630-0397 |



**BAR ENDS**

**\$15.95**

- Made from 6061-T6 aluminum with various inserts for different bar end bores
- Excellent upgrade for locking grips
- Helps prevent throttle from pinning wide-open during right-side spills
- Works great on bikes, ATVs, snowmobiles and personal watercraft
- Available in black, blue, orange, red or silver
- Sold in pairs

| COLOR  | PART #    |
|--------|-----------|
| BLACK  | 0634-0471 |
| BLUE   | 0634-0472 |
| ORANGE | 0634-0473 |
| RED    | 0634-0474 |
| SILVER | 0634-0475 |

**DUAL LAYER GRIP DONUTS**

**\$1.95**

- Made from ultra soft neoprene backed with mud shedding foam
- Oversized for full coverage
- Won't peel apart or wrinkle
- Sold in pairs
- Made in the USA



|                        |           |
|------------------------|-----------|
| DUAL LAYER GRIP DONUTS | 0630-0389 |
|------------------------|-----------|



**COMPETITION DIAMOND/WAFFLE GRIPS**

**\$9.95**

- Dual Compound grips
- Firm compound is used for the inner and outer flange for added durability
- Soft compound for the palm and finger area
- ½ waffle pattern provides extra grip and the base of grip has diamond pattern to provide traction in wet and muddy conditions
- Taper of Half waffle pattern provides a slimmer feel to the grip.
- Designed to be used on motorcycle handlebars with 7/8" diameter bar and twist turn throttle assembly with throttle tube
- Sold as pairs

| DESCRIPTION                     | COLOR  | PART #    |
|---------------------------------|--------|-----------|
| COMPETITION DIAMOND/WAFFLE GRIP | BLACK  | 0630-2662 |
| COMPETITION DIAMOND/WAFFLE GRIP | BLUE   | 0630-2663 |
| COMPETITION DIAMOND/WAFFLE GRIP | GREEN  | 0630-2664 |
| COMPETITION DIAMOND/WAFFLE GRIP | ORANGE | 0630-2665 |
| COMPETITION DIAMOND/WAFFLE GRIP | RED    | 0630-2666 |
| COMPETITION DIAMOND/WAFFLE GRIP | YELLOW | 0630-2667 |

**NYLON HANDGUARD BAR END MOUNT**

**\$24.95**

- Offers secure mounting of hand guards or bar ends to aluminum handlebars
- Exclusive materials provides the strength of aluminum and the vibration absorption of nylon
- Stays tighter than conventional anchor-style mounts
- Sold as pairs



| DESCRIPTION  | PART #    |
|--|-----------|
| HANDLEBAR END MOUNT WITH TAP FIT ALL EXCEPT TWINWALL | 0635-1745 |
| HANDLEBAR END MOUNT NO TAP FIT ALL EXCEPT TWINWALL   | 0635-1746 |

APPAREL

HELMETS & GOGGLES

RIDER ARMOR

OUTERWEAR

YOUTH

LUGGAGE & PACKS

BIKE BODY

BIKE CONTROLS

BIKE SUSPENSION

BIKE BRAKING

BIKE DRIVE

BIKE BEARINGS

BIKE ENGINE

BIKE ELECTRICAL

BIKE EXHAUST

BIKE WHEELS

BICYCLE

GARAGE & PROMO

SIZING CHART



**ALUMINUM THROTTLE TUBES \$42.95 - \$44.95**

- Machined and knurled 6061 billet aluminum
- Removable end cap allows handguard installation without a hacksaw
- Lightweight, removable cams are compatible with G2 throttle systems
- Better accuracy and more applications than the competition
- Made in the USA



**ALUMINUM THROTTLE TUBES & ALTERED RATIO CAMS**

| MAKE/MODEL/YEAR  | ALUMINUM THROTTLE TUBES |
|--|-------------------------|
| <b>BETA</b>  |                         |
| 2 STROKE ALL MODELS 13-24                                  | 0632-0279               |
| 4 STROKE ALL RR/RS MODELS 250-530 05-15                    | 0632-0286               |
| 4 STROKE ALL MODELS 250-530 16-24                          | 0632-0280               |
| <b>GAS GAS</b>   |                         |
| ALL 2 & 4 STROKE MODELS 50-500 21-24                       | 0632-0809 <sup>2</sup>  |
| GAS GAS (2 STR. & 4 STR E.F.I.) ALL 00-20                  | 0632-0279               |
| GAS GAS (4 STR. CARBURETED) ALL 00-20                      | 0632-0286 <sup>1</sup>  |
| <b>HONDA</b>   |                         |
| CRF80F 04-13   | 0632-0605               |
| CRF80F/XR80R 79-13   | 0632-0605               |
| XR100R 82-03   | 0632-0605               |
| CRF100F 04-13  | 0632-0605               |
| CR125/250R 89-07   | 0632-0279               |
| CRF125F/CRF150F 12-18                                      | 0632-0605               |
| CRF150R/RB 07-23   | 0632-0298               |
| CRF230F 03-22  | 0632-0604               |
| CRF 250/450/R/RL/X/RWE/RX/R-S ('00 - '23)                  | 0632-0283               |
| CRF250/300L 13-23  | 0632-0604               |
| XR250/400R 94-04   | 0632-0521               |
| CR500 89-01  | 0632-0279               |
| XR600R 94-00   | 0632-0521               |
| XR650R 00-07   | 0632-0521               |
| XR650L 93-23   | 0632-0521               |
| <b>HUSABERG</b>  |                         |
| 2 STROKE   | 0632-0279               |
| 4 STROKE   | 0632-0286 <sup>1</sup>  |
| <b>HUSQVARNA</b>   |                         |
| 2 STROKE ALL MODELS 85-300 00-16                           | 0632-0279               |
| 4 STROKE ALL MODELS 250-530 99-15                          | 0632-0286 <sup>1</sup>  |
| 4 STROKE FE/FR ALL 16                                      | 0632-0286 <sup>1</sup>  |
| 4 STROKE FS/FC ALL 16                                      | 0632-0809 <sup>2</sup>  |
| ALL 2 & 4 STROKE MODELS 50-500 21-23                       | 0632-0809 <sup>2</sup>  |
| ALL 2 & 4 STROKE MODELS 85-500 17-20                       | 0632-0809 <sup>2</sup>  |
| <b>KAWASAKI</b>  |                         |
| KX60/65 85-23  | 0632-0288               |
| KX80/85/100 89-23  | 0632-0288               |
| KLX125 03-06   | 0632-0290               |
| KX125 84-91  | 0632-0300               |
| KX125/250 92-08  | 0632-0277               |
| KDX200/220 84-06   | 0632-0300               |
| KX250 84-87  | 0632-0288               |
| KX250 88-91  | 0632-0300               |
| KX250/F/X 04-23  | 0632-0284               |
| KLX400 03  | 0632-0289               |
| KLX450R 08-14  | 0632-0284               |
| KX450/F/X 06-23  | 0632-0284               |
| KX500 84-86  | 0632-0288               |
| KLR650 08-23   | 0632-0284               |
| <b>KTM</b>   |                         |
| 50 12-20   | 0632-0280               |
| 65 97-20   | 0632-0280               |
| 50/65 21-23  | 0632-0809 <sup>2</sup>  |
| 85/125/150/200/250/300 2 STROKE 99-16                      | 0632-0279               |
| 85 2017  | 0632-0279               |
| ALL 2 & 4 STROKE MODELS 125-500 2017                       | 0632-0809 <sup>2</sup>  |
| ALL 2 & 4 STROKE MODELS 85-500 18-24                       | 0632-0809 <sup>2</sup>  |
| 250-525 4 STROKE ALL 99-15                                 | 0632-0286 <sup>1</sup>  |
| 640/690/950/990 ADVENTURE/DUKE/SUPERDUKE/SUPERENDURO 03-14 | 0632-0286 <sup>1</sup>  |
| 250/350XC-F-W 450/500XC-W 350/500XC-F 16                   | 0632-0286 <sup>1</sup>  |
| 250/350/450SX-F 250/350/450XC-F 16                         | 0632-0809 <sup>2</sup>  |
| <b>MOTION PRO</b>  |                         |
| TURBO THROTTLE   | 0632-0278               |

**ALUMINUM THROTTLE TUBES & ALTERED RATIO CAMS (CON'T)**

| MAKE/MODEL/YEAR   | ALUMINUM THROTTLE TUBES |
|---|-------------------------|
| <b>MOTION PRO (CON'T)</b>                                     |                         |
| VORTEX THROTTLE   | 0632-0277               |
| <b>SUZUKI</b>   |                         |
| RM60/65 03-05   | 0632-0288               |
| RM80/85 89-23   | 0632-0290               |
| RM100 03  | 0632-0288               |
| DRZ125 03-17  | 0632-0290               |
| RM125/250 95-09   | 0632-0277               |
| RMZ250/450F 04-06   | 0632-0284               |
| RMZ250/450F 07-23   | 0632-0285               |
| DRZ400/E/S/SM 00-23   | 0632-0289               |
| DR650 90-23   | 0632-0289               |
| <b>SWM</b>  |                         |
| RS/SM 125/300/500 (ALL)                                       | 0632-0286 <sup>1</sup>  |
| OUTLAW / ACE OF SPADES / VAREZ                                | 0632-0286 <sup>1</sup>  |
| <b>YAMAHA</b>   |                         |
| YZ80/85 83-23   | 0632-0278               |
| TTR125/E/L 03-07  | 0632-0291               |
| TTR125/E/L 08-23  | 0632-0604               |
| YZ125/250/X 96-23   | 0632-0277               |
| TW200 01-23   | 0632-0284               |
| XT225/250 01-23   | 0632-0284               |
| YZF250/450 98-13  | 0632-0284               |
| WR250F 98-14  | 0632-0285               |
| WR250F 15-23  | 0632-0285               |
| WR250X 08-11  | 0632-0284               |
| WR250R 14-23  | 0632-0284               |
| YZ250FX 15-23   | 0632-0285               |
| YZF250/450 14-23  | 0632-0285               |
| WR450F 98-23  | 0632-0284               |
| 1 - DELRIN CAMS   |                         |
| 2 - DOES NOT INCLUDE CAM. FITS WITH STOCK BLACK AND GRAY CAMS |                         |



**NEW**

**REPLACEMENT HANDGUARD BLADE KIT \$19.95**

- Replacement blades for Moto Roost Deflector mounts
- Composite deflector arm has a pocket milled into it, allowing the arm to have a controlled flex when using Contour 2 Deflectors

|                                 |           |
|---------------------------------|-----------|
| REPLACEMENT HANDGUARD BLADE KIT | 0635-2087 |
|---------------------------------|-----------|



**CONTOUR HANDGUARD**

**\$59.95 - \$69.95**

- Clamps are included that feature an angle for better cable/hose clearance
- Longer for more lever area, no holes for added strength, and full radiuses on the edges to eliminate sharp edges
- Made from top quality 6061-T6 aluminum
- More clamp sizes to more closely fit different brands of handlebars
- All mounting hardware is included; replacement hardware available
- A perfect match to the Contour Deflectors
- Sold in pairs
- Fits both ATV and dirt bikes
- Made in the USA

| DESCRIPTION  | SILVER    | BLACK     |
|--|-----------|-----------|
| STANDARD 7/8" BAR STEEL/ALUM./ALLOY  | 0635-1492 | 0635-1491 |
| 1-1/8" BAR PRO-TAPER, FMF, TAG, MOOSE RACING FLEX SERIES-EXCEPT BURLESON, RENTHAL FATBAR, NEKEN  | 0635-1490 | 0635-1489 |
| 1-1/8" BAR MAGURA & MOOSE RACING FLEX SERIES-BURLESON; MOOSE RACING OVERSIZED CARBON STEEL BARS; OEM HUSQVARNA 125TC 250/350/450 FC/FX 16-18; 250/300 TC/TX 18 | 0635-1494 | 0635-1493 |
| 1-1/8" BAR RENTHAL TWINWALL  | -         | 0635-1496 |
| 1-1/8" BAR ODI/WRP   | -         | 0635-1495 |
| MIKA HYBRID 7/8" AND 1 1/8" HANDLEBARS   | -         | 0635-1254 |



**ALUMINUM HANDGUARDS**

**\$39.95 - \$55.95**

- 6061-T6 aluminum handguards for mini (80cc - 125cc), standard, and oversized handlebars
- Wide radius bend for plenty of hand and lever space
- Curved to fit Moose Racing® handguard protectors
- All mounting hardware included, replacement hardware available
- Sold in pairs
- Made in the USA

| DESCRIPTION   | SILVER    | BLACK     |
|---|-----------|-----------|
| STANDARD 7/8" BAR STEEL/ALUM./ALLOY   | M6002-1   | M6002-4   |
| MINI 7/8" MOOSE RACING STEEL/ALUM. BARS   | M6002-14  | -         |
| MINI 1-1/8" MOOSE RACING FLEX SERIES BARS   | 0635-1026 | -         |
| 1-1/8" BAR PRO-TAPER, RENTHAL FATBAR, FMF, TAG, NEKEN, MOOSE RACING FLEX SERIES-EXCEPT BURLESON | 0635-1024 | 0635-1025 |



STANDARD INNER MOUNT



CONTOUR INNER MOUNT



BOLT KIT

OUTER MOUNT



REPLACEMENT BARS & OUTER MOUNT

**REPLACEMENT HANDGUARD PARTS**

**\$7.95 - \$42.95**

- Exact replacement handguard mounts for Moose Racing® handguards
- Inner mounts clamp around your handlebar, near the triple clamp
- Outer mounts are the taperlock plugs that insert into the ends of your handlebar
- Mounts include hardware, but don't forget an extra bolt kit for your race box (0635-0199 - retail \$7.95)
- Mounts available in silver or black
- Fits both ATV and dirt bikes
- Made in the USA

| DESCRIPTION   | SILVER    | BLACK     |
|---|-----------|-----------|
| ALUMINUM HANDGUARD INNER MOUNT CLAMP: STANDARD 7/8" BAR (STEEL/ALUM./ALLOY)   | M6002-11  | 0635-0672 |
| ALUMINUM HANDGUARD INNER MOUNT CLAMP: 1-1/8" BAR PRO-TAPER, RENTHAL FAT BAR, FMF, TAG, NEKEN, MOOSE FLEX SERIES-EXCEPT BURLESON | 0635-1031 | 0635-1032 |

|  |           |           |
|--|-----------|-----------|
| ALUMINUM HANDGUARD REPLACEMENT BARS AND TAPERLOCK SET  | 0635-1023 | 0635-1022 |
| CONTOUR HANDGUARD INNER MOUNT CLAMP: STANDARD 7/8" BAR STEEL/ALUM./ALLOY   | 0635-1498 | 0635-1497 |
| CONTOUR HANDGUARD INNER MOUNT CLAMP: 1-1/8" PRO-TAPER, FMF, TAG, RENTHAL FAT BAR, NEKEN, MOOSE RACING FLEX-EXCEPT BURLESON | 0635-1500 | 0635-1499 |
| CONTOUR HANDGUARD INNER MOUNT CLAMP: 1-1/8" MAGURA & MOOSE RACING FLEX-BURLESON  | 0635-1502 | 0635-1501 |
| CONTOUR HANDGUARD INNER MOUNT CLAMP: 1-1/8" TWINWALL   | -         | 0635-1569 |
| CONTOUR HANDGUARD REPLACEMENT BARS AND TAPERLOCK SET   | 0635-0990 | 0635-0989 |
| OUTER MOUNT (TAPERLOCK INSERT): 7/8" AND 1-1/8" ALUMINUM BAR   | M6002-9   | -         |
| OUTER MOUNT (TAPERLOCK INSERT): STEEL BAR  | M6002-10  | -         |
| OUTER MOUNT (TAPERLOCK INSERT): TWINWALL BARS  | 0635-0919 | -         |
| BOLT KIT: INCLUDES ALL BOLTS REQUIRED FOR HANDGUARDS AND 5MM HEX WRENCH  | 0635-0199 | -         |

APPAREL

HELMETS & GOGGLES

RIDER ARMOR

OUTERWEAR

YOUTH

LUGGAGE & PACKS

BIKE BODY

BIKE CONTROLS

BIKE SUSPENSION

BIKE BRAKING

BIKE DRIVE

BIKE BEARINGS

BIKE ENGINE

BIKE ELECTRICAL

BIKE EXHAUST

BIKE WHEELS

BICYCLE

GARAGE & PROMO

SIZING CHART





**PROABEND HANDGUARDS** **\$83.<sup>95</sup>**

- Made from CNC machined 6061 billet aluminum
- Large area to accommodate hands and levers
- High-quality injection molded Enduro Shields
- Integrated composite bumper
- Includes Proabend bars, Moose Racing® Enduro Shield, bar end set and plastic abrasion bumpers
- Mounts sold SEPARATELY, see Moose Racing® Proabend Hardware chart
- Available in black, blue, orange, red or white
- Made in the USA

| COLOR  | PART #    |
|--------|-----------|
| BLACK  | 0635-1451 |
| BLUE   | 0635-1452 |
| ORANGE | 0635-1453 |
| RED    | 0635-1454 |
| WHITE  | 0635-1455 |



**PROABEND HARDWARE** **\$16.<sup>95</sup> - \$49.<sup>95</sup>**

- CNC machined from billet aluminum
- Hardware to complete your Proabend package
- Made in the USA

| DESCRIPTION   | PART #    |
|---|-----------|
| TRIPLE CLAMP - SIDE MOUNT                                 | 0635-1096 |
| PRO TAPER - PRE 08 BARS                                   | 0635-1091 |
| STANDARD 7/8" BARS  | 0635-1092 |
| MAGURA BARS   | 0635-1093 |
| RENTHAL FAT BAR - PRO TAPER 08-17, KTM OEM RENTHAL, NEXEN | 0635-1094 |
| TWINWALL BARS   | 0635-1095 |
| REPLACEMENT BAR SET W/BUMPER                              | 0635-1098 |
| REPLACEMENT BAR END SET                                   | 0635-1099 |



**PODIUM SHIELDS** **\$27.<sup>95</sup>**

- Replacement shields for the Rebound and Proabend Handguards
- Will also fit Moose Racing® Aluminum and Contour Handguards
- High-quality injection molded fit and finish
- Includes mounting hardware and instructions
- Available in black, blue, orange, red or white
- Made in the USA

| COLOR  | PART #    |
|--------|-----------|
| BLACK  | 0635-1461 |
| BLUE   | 0635-1462 |
| ORANGE | 0635-1463 |
| RED    | 0635-1464 |
| WHITE  | 0635-1465 |



**ENDURO SHIELDS** **\$31.<sup>95</sup>**

- Replacement shields for the Proabend Handguards
- Will also fit Moose Racing® Aluminum and Contour Handguards
- High-quality injection molded fit and finish
- Includes mounting hardware and instructions
- Available in black, blue, orange, red or white
- Made in the USA

| DESCRIPTION | PART #    |
|-------------|-----------|
| BLACK       | 0635-1466 |
| BLUE        | 0635-1467 |
| ORANGE      | 0635-1468 |
| RED         | 0635-1469 |
| WHITE       | 0635-1470 |



**COMPETITION HANDGUARD PROTECTOR** **\$19.<sup>95</sup>**

- Flexible plastic compound will not crack or shatter
- Low profile look
- Shields hands from brush, roost, and the elements
- Mount on Moose Racing® aluminum handguards
- Includes mounting screws and drill bit
- Fits both ATV and dirt bikes
- Sold in pairs

| COLOR | PART #    |
|-------|-----------|
| BLACK | 0635-0186 |
| WHITE | 0635-0192 |



**NEW**

**PRO BEND ULTRA  
HANDGUARDS**

**\$208<sup>95</sup>**

- The Pro Bend Ultra hand guard use a 1 1/8" clamp for inner mount.
- Provides more open space on handlebars with inner mounting point next to triple clamp mount.
- Sold as pair.
- Made in USA.

| COLOR | PART #    |
|-------|-----------|
| BLACK | 0635-2121 |
| WHITE | 0635-2122 |



**NEW**

**VOYAGER ADVENTURE HAND  
GUARDS**

**\$201<sup>95</sup>**

- The voyager hand guard uses brand specific mounting system that directly mounts to hand bar end with ratcheting pre-positioned end cap.
- By using the handlebar as the mounting position, it frees up more area on the handlebars.
- Install end cap bracket with indexed position, adjust handguard to correct position.
- Tighten end cap and to complete installation.
- Black anodized finish to prevent corrosion.
- Has working vent lovers that can be opened or run in closed position, to adjust the air flow and temperature when riding.
- Made in USA.

| DESCRIPTION                         | PART #    |
|-------------------------------------|-----------|
| HONDA AFRICA TWIN MOUNT 16-22       | 0635-2117 |
| BMW GS 790/890/1290 GS MODELS 18-21 | 0635-2118 |
| YAMAHA TENERE 19-22                 | 0635-2119 |
| KTM 790/890/1290 ADVENTURE 19-22    | 0635-2120 |



COLE KIRKPATRICK

APPAREL

HELMETS &  
GOGGLES

RIDER  
ARMOR

OUTERWEAR

YOUTH

LUGGAGE &  
PACKS

BIKE  
BODY

BIKE  
CONTROLS

BIKE  
SUSPENSION

BIKE  
BRAKING

BIKE  
DRIVE

BIKE  
BEARINGS

BIKE  
ENGINE

BIKE  
ELECTRICAL

BIKE  
EXHAUST

BIKE  
WHEELS

BICYCLE

GARAGE  
& PROMO

SIZING  
CHART





**ROOST 2 HANDGUARDS**

**\$49.95**

- Composite materials and front support bar provides a blend of rigidity and controlled flex
- Mounts directly to the handlebars with a three position adjustable deflector for perfect placement side-to-side
- Sold in pairs including our Contour 2 Deflector
- Replacement mount available: 0635-1560 - retail \$34.95
- Made in the USA

| COLOR         | PART #    |
|---------------|-----------|
| WHITE         | 0635-1554 |
| BLUE          | 0635-1555 |
| BLACK         | 0635-1556 |
| ORANGE        | 0635-1557 |
| RED           | 0635-1558 |
| GREEN         | 0635-1559 |
| GRAY          | 0635-2087 |
| ROOST 2 MOUNT | 0635-1560 |



**REBOUND HANDGUARDS**

**\$79.95**

- Strongest independent mount handguard system available
- Patented folding shield for those unexpected quick departures
- Vigorously tested for durability and quality assurance
- Great alternative to wrap-around systems for woods or MX
- Billet aluminum mounts and reinforced backbone on shield
- Mounts under or over bars for easy installation and clean hand control area
- Available in black, blue, orange, red or white
- Includes shields, mounts and hardware
- Made in the USA

| COLOR  | PART #    |
|--------|-----------|
| BLACK  | 0635-1446 |
| BLUE   | 0635-1447 |
| ORANGE | 0635-1448 |
| RED    | 0635-1449 |
| WHITE  | 0635-1450 |



**CONTOUR 2 DEFLECTOR**

**\$24.95**

- New shape offers good coverage without being bulky
- Durable injected molded polypropylene
- Composite front plate gives solid mounting surface for strength
- Top and bottom edge rubber over-mold lets the shield flex under impact
- Self-tapping screws included for installation on older contour handguards
- Compatible with Contour Handguards and the Roost 2 Handguards
- Sold in pairs
- Made in the USA

| COLOR  | PART #    |
|--------|-----------|
| WHITE  | 0635-1561 |
| BLUE   | 0635-1562 |
| BLACK  | 0635-1563 |
| ORANGE | 0635-1564 |
| RED    | 0635-1565 |
| GREEN  | 0635-1566 |
| GRAY   | 0635-2086 |



**CONTOUR DEFLECTOR**

**\$24.95**

- Made with soft, flexible and resilient polyethylene
- Special mounting brackets clamp around aluminum guards easily and securely
- Mount these deflectors to your contour handguards with no drilling
- No-drill design retains the strength of the aluminum handguard
- Eight custom colors stand out from the crowd
- Fits both ATVs and dirt bikes
- Sold in pairs
- Made in the USA

| COLOR        | PART #    |
|--------------|-----------|
| YELLOW/BLUE  | 0635-0553 |
| BLACK/BLACK  | 0635-0550 |
| WHITE/BLACK  | 0635-0548 |
| BLUE/WHITE   | 0635-0549 |
| GREEN/SILVER | 0635-0554 |
| ORANGE       | 0635-1255 |



### QUALIFIER HANDGUARDS

**\$49.95**

- High-quality injected molded composite shields
- Slim, low profile handshield design
- Easy to install
- High-quality aluminum bracket
- Rotating bolt plate allows brackets to be mounted above or below levers
- Fits most applications
- Includes qualifier shield, aluminum mounts and all hardware
- Replacement aluminum bracket: 0635-1075 - retail \$24.95
- Available in black, blue, orange, red or white
- Made in the USA

| COLOR             | PART #    |
|-------------------|-----------|
| BLACK             | 0635-1456 |
| BLUE              | 0635-1457 |
| ORANGE            | 0635-1458 |
| RED               | 0635-1459 |
| WHITE             | 0635-1460 |
| REPLACEMENT MOUNT | 0635-1075 |



### DC8 CLUTCH ASSEMBLY BY ARC

**\$149.95**

- Say goodbye to lever play and vibration thanks to the ARC external lever pivot design
- Oversized cast perch, forged flex lever, aluminum cable adjuster, and a nylon handlebar sleeve make up this precision control
- ARC flex lever blade with reach adjust is hinged to move out of the way in most impact situations
- Fits all 01-19 ATVs and off-road bikes with cable operated clutch
- Available in black, blue or red with laser etched Moose Racing® logos
- Replacement levers fit Moose Racing® by ARC DC8 clutch assembly only
- DC8 refresh kit includes one rubber cover, one rubber cable boot, lever pivot bolt, and stainless steel wire and pivot bushings. Refresh Kit part number: 0615-0098 - retail \$29.95
- Replacement clutch levers: retail - \$59.95
- Made in the USA

| DESCRIPTION                      | BLACK     | BLUE      | RED       |
|----------------------------------|-----------|-----------|-----------|
| DC8 CLUTCH ASSEMBLY (COMPLETE)   | 0612-0499 | 0612-0500 | 0612-0501 |
| REPLACEMENT CLUTCH (LEVER ONLY)  | -         | 0613-2061 | -         |
| ARC CLUTCH REFRESH KIT 0614-1859 |           |           |           |

### MOTO MOUNT KIT FOR HANDGUARDS

**\$59.95**

- Newly designed composite arm paired with our new aluminum mount makes this the strongest open ended deflector on the market
- Mount kit is designed for open ended moto roost deflector and roost deflector 2 hand guards and mounts to the perch of the clutch and brake levers by replacing the mounting caps
- Provides valuable space on the handlebars for controls like kill switches, e-start buttons, hole shot buttons, map switches, light switches and more
- Composite deflector arm has a pocket allowing composite arm to have a controlled flex
- No floppy feeling with these moto roost deflectors
- Made in USA



| DESCRIPTION   | PART #    |
|---|-----------|
| GAS GAS 125-450 ALL MODELS 21-22  | 0635-1738 |
| GAS GAS125-450 MC/MCF/EX/EXF 21-22  | 0635-1738 |
| HONDA CRF250/CRF250 RX 19-21  | 0635-1740 |
| HONDA CRF/CRFRX 21-22 KAWASAKI KX-X 450 19-22 250 KX-X 21-22  | 0635-2074 |
| HUSQVARNA (MAGURA CLUTCH/BRAKE) 125/250/350/450 FC/FX/TC 18-21 125-501 350/450 FE/TE/TX 19-21               | 0635-2071 |
| HUSQVARNA (MAGURA CLUTCH & BREMBO BRAKE) 125/250/350/450 FC-TC 19-21  | 0635-2072 |
| HUSQVARNA (BRAKTEC CLUTCH & BRAKE) 125-501 FE/TE 22 GAS 21-22 250/300/350 EC-ECF BETA 125-500 RR/RR-S 12-22 | 0635-2073 |
| HUSQVARNA 125-450 FC/FX/TC/TX ALL MODELS 22   | 0635-1738 |
| KTM 125-500 ALL MODELS 14-22  | 0635-1738 |
| KTM 65SX 14-20  | 0635-1738 |
| HUSQVARNA 125-450 FC/FX/TC/TX ALL MODELS 22   | 0635-1738 |
| SHERCO 125-500 SC/SCF/SE/SEF 16-22  | 0635-1738 |
| BETA 125-500 RR/RR-S 12-22  | 0635-1739 |
| YAMAHA 250/450 YZF 14   | 0635-1740 |
| REPLACEMENT DEFLECTOR BARS SET  | 0635-2078 |

USE COUNTER 2 ROOST DEFLECTOR WITH ABOVE MOUNT KITS: SOLD SEPERATELY \*\*



### FOAM HANDGUARDS

**\$36.95**

- The outer shell is made from heavy-duty 500 denier nylon with ½" closed cell foam to keep the cold, wind and trail debris at bay
- Universal cinch-strap type mounting provides a universal fit for nearly any model of off-road bike or sport quad
- Twin grommets on the outside of each guard enables the rider to attach cable ties to them and provide a more rigid mount
- A superior product for less money

|                 |           |
|-----------------|-----------|
| FOAM HANDGUARDS | 0635-0661 |
|-----------------|-----------|

APPAREL

HELMETS & GOGGLES

RIDER ARMOR

OUTERWEAR

YOUTH

LUGGAGE & PACKS

BIKE BODY

BIKE CONTROLS

BIKE SUSPENSION

BIKE BRAKING

BIKE DRIVE

BIKE BEARINGS

BIKE ENGINE

BIKE ELECTRICAL

BIKE EXHAUST

BIKE WHEELS

BICYCLE

GARAGE & PROMO

SIZING CHART





BRAKE LEVERS



CLUTCH LEVERS

**FLEX LEVERS BY ARC**

**\$74.<sup>95</sup>**

- Forged, anodized, and hinged levers with CNC machined master cylinder interfaces
- Adjustable reach allows customization to rider's hand size
- ARC hinge design allows lever to flex out of the way in most impact situations
- Pushrod or ball bearing contact styles for positive brake modulation
- Available in black, blue or red with laser etched Moose Racing® logos
- Brake and clutch levers available
- Made in the USA

| BRAKE LEVERS                           |           |           |           |
|--|-----------|-----------|-----------|
| MAKE/MODEL/YEAR                        | BLACK     | BLUE      | RED       |
| <b>HUSQVARNA</b>                       |           |           |           |
| TC/FC "BREMBO" 14-20 (NOT FOR 65-85)   | 0614-1032 | 0614-1033 | 0614-1034 |
| <b>KAWASAKI</b>                        |           |           |           |
| KX65/85 00-21                          | 0614-0216 | 0614-0217 | 0614-0218 |
| KX125/250 00-09                        | 0614-0216 | 0614-0217 | 0614-0218 |
| KX250F/450F 04-12                      | 0614-0216 | 0614-0217 | 0614-0218 |
| KX250F 05-20/450F 06-18                | 0614-0219 | 0614-0220 | 0614-0221 |
| KX250F 19-23                           | 0614-1558 | -         | -         |
| KX250 XC 21-23                         | 0614-1558 | -         | -         |
| KX450 19-23                            | 0614-1558 | -         | -         |
| KX450 XC 21-23                         | 0614-1558 | -         | -         |
| KX450 SR 22-23                         | 0614-1558 | -         | -         |
| <b>KTM</b>                             |           |           |           |
| 65SX 14-23                             |           |           | 0614-1040 |
| 85SX 13-23                             |           |           | 0614-1040 |
| ALL KTM "BREMBO" 01-13 (NOT FOR 65-85) |           | 0614-1036 | 0614-1037 |
| ALL KTM "BREMBO" 14-21 (NOT FOR 65-85) | 0614-1032 | 0614-1033 | 0614-1034 |
| FREE RIDE 350 13-17                    |           |           | 0614-1040 |
| <b>SUZUKI</b>                          |           |           |           |
| RM125/250 04-09                        | 0614-0216 | 0614-0217 | 0614-0218 |
| RMZ250 07-20 /450 05-21                | 0614-0216 | 0614-0217 | 0614-0218 |
| <b>YAMAHA</b>                          |           |           |           |
| YZ85 05-23                             | 0614-0216 | 0614-0217 | 0614-0218 |
| YZ125/250 01-07                        | 0614-0216 | 0614-0217 | 0614-0218 |
| YZ125/250 08-23                        | 0614-0219 | 0614-0220 | 0614-0221 |
| YZ125X 20-23                           | 0614-0219 | 0614-0220 | 0614-0221 |
| YZ250X 16-23                           | 0614-0219 | 0614-0220 | 0614-0221 |
| YZ250F 05-06                           | 0614-0216 | 0614-0217 | 0614-0218 |
| YZ250F 07-23                           | 0614-0219 | 0614-0220 | 0614-0221 |
| YZ450F 05-07                           | 0614-0216 | 0614-0217 | 0614-0218 |
| YZ450F 08-23                           | 0614-0219 | 0614-0220 | 0614-0221 |

| CLUTCH LEVERS                   |           |           |           |
|---------------------------------|-----------|-----------|-----------|
| MAKE/MODEL/YEAR                 | BLACK     | BLUE      | RED       |
| <b>BETA</b>                     |           |           |           |
| ALL 125-500 RR/RS MODELS 12-21  | 0613-1258 | -         | -         |
| <b>HONDA</b>                    |           |           |           |
| CRF250R 04-23                   | 0613-1971 | -         | -         |
| CRF450R 04-20                   | 0613-1971 | -         | -         |
| <b>HUSQVARNA</b>                |           |           |           |
| TC/FC 14-18 BREMBO              | 0613-1258 | 0613-1259 | 0613-1260 |
| <b>KAWASAKI</b>                 |           |           |           |
| KX250F 02-20                    | 0613-0274 | -         | -         |
| <b>KTM</b>                      |           |           |           |
| ALL 00-17 MAGURA 250/450        |           | 0613-1256 | -         |
| ALL BREMBO SX/XC/XC-W/EXC 06-22 | 0613-1258 | 0613-1259 | 0613-1260 |
| <b>SUZUKI</b>                   |           |           |           |
| RMZ250/450 08-21                | 0613-0277 | -         | -         |
| <b>YAMAHA</b>                   |           |           |           |
| YZ125/250 14-23                 | 0613-1972 | -         | -         |
| YZ250X 15-23                    | 0613-1972 | -         | -         |
| YZ250F 09-23                    | 0613-1972 | -         | -         |
| WR450F 04-15                    | 0613-1972 | -         | -         |

**HANDLEBAR GAUNTLETS**

**39.<sup>95</sup>**

- Wind and waterproof design
- Designed for motorcycle, ATV, and snowmobile use
- Installs quickly and easily with hook and loop fasteners
- Sold as Pairs



|                     |           |
|---------------------|-----------|
| HANDLEBAR GAUNTLETS | 0635-1758 |
|---------------------|-----------|

**SIDE LOAD ROUTE SHEET HOLDER**

**\$29.<sup>95</sup>**

- Ideal for any dual sport or enduro enthusiast
- Side load option makes it easy to load
- 2 ¼" x 2 ½" viewing window makes your route sheet easy to read
- Features billet aluminum knobs and a polycarbonate casing
- All mounting hardware is included
- Made in the USA



|                              |           |
|------------------------------|-----------|
| SIDE LOAD ROUTE SHEET HOLDER | 2212-0348 |
|------------------------------|-----------|

## ULTIMATE CLUTCH LEVER SYSTEM

\$24.<sup>95</sup> - \$76.<sup>95</sup>

- Two cable locating positions on bottom of lever allow for adjustable leverage and an easy pull
- Needle bearings provide a smooth, consistent feel
- Removable rubber guard keeps mechanisms clean and operational
- Nylon insert allows perch to rotate during impact
- Pivoting cable adjuster makes cable tension adjustments easy
- Adjustable reach for personalized lever angle
- Constructed of polished cast aluminum alloy

| MODEL                        | ULTIMATE CLUTCH SYSTEM | ULTIMATE PERCH | ULTIMATE HOT START LEVER | ULTIMATE REPLACEMENT LEVER STANDARD | ULTIMATE REPLACEMENT LEVER SHORTY |
|------------------------------|------------------------|----------------|--------------------------|-------------------------------------|-----------------------------------|
| <b>2-STROKE APPLICATIONS</b> | 0612-0006              | 0615-0019      | -                        | 0613-0035                           | 0613-0036                         |
| <b>CRF/YZF</b>               | 0612-0005 <sup>1</sup> | <sup>2</sup>   | 0615-0001                | 0613-0035                           | 0613-0036                         |
| <b>RMZ/KXF</b>               | 0612-0042 <sup>1</sup> | <sup>2</sup>   | -                        | 0613-0035                           | 0613-0036                         |

<sup>1</sup> - PERCH INCLUDES HOT START LEVER  
<sup>2</sup> - FOR 4-STROKE PERCHES (PERCH ONLY), ORDER 2-STROKE PERCH AND APPROPRIATE HOT START LEVER

BOTTOM VIEW



TOP VIEW



### EZ3 LEVER ASSEMBLY

Lever Assemblies  
Replacement Parts

\$45.<sup>95</sup> - \$54.<sup>95</sup>  
\$6.<sup>95</sup> - \$36.<sup>95</sup>

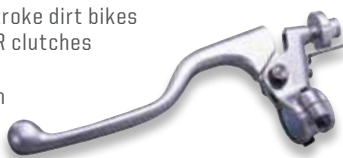
- Unique design allows up to 50% less effort to pull the clutch lever
- Choose from three positions, according to your clutch pull and riding style
- Pivoting cable adjuster to position the angle of the cable to prevent wear
- Made from 100% aluminum alloy
- Vulcanized silicone rubber grip for any riding condition
- Perch insert allows rotation upon impact
- Universal clutch fit
- Available with standard and "shorty" (1" shorter than OEM) levers
- Hot start option available
- For off-road use only
- Replacement levers and parts available
- Replacement perch inserts 0615-0180 (3-pack) - \$9.95

| DESCRIPTION                        | BLUE GRIP | BLACK GRIP | RED GRIP  |
|------------------------------------|-----------|------------|-----------|
| STANDARD LEVER & PERCH             | 0612-0278 | 0612-0277  | 0612-0279 |
| STANDARD LEVER & PERCH W/HOT START | 0612-0281 | 0612-0280  | 0612-0282 |
| SHORTY LEVER & PERCH               | 0612-0284 | 0612-0283  | 0612-0285 |
| SHORTY LEVER & PERCH W/HOT START   | 0612-0287 | 0612-0286  | 0612-0288 |
| REPLACEMENT STANDARD LEVER         | 0613-0799 | 0613-0798  | 0613-0800 |
| REPLACEMENT SHORTY LEVER           | 0613-0802 | 0613-0801  | 0613-0803 |
| REPLACEMENT PERCH                  | -         | 0615-0179  | -         |
| REPLACEMENT ADJUSTER               | -         | 0615-0181  | -         |

### CR-RATIO ASSEMBLY

\$45.<sup>95</sup>

- Direct bolt-on for most 2-stroke dirt bikes
- Pull ratio matches Honda CR clutches
- EZ-Adjust clutch perch
- Perch insert allows rotation upon impact
- Polished cast aluminum construction
- Consists of perch M556-16 and lever M553-10-16



|                   |            |
|-------------------|------------|
| CR-RATIO ASSEMBLY | M556-90-00 |
|-------------------|------------|




### FLY CLUTCH ASSEMBLY

\$14.<sup>95</sup> - \$56.<sup>95</sup>

- E-Z adjust assembly lets you adjust cable slack on the fly
- Spring loaded ball bearing adjuster allows for tension adjustment
- Assembly includes a CR bend lever pivoting on a high-quality German needle bearing
- Removable rubber boots keep mechanisms clean and operational
- Nylon insert allows perch to rotate during impact

| MODEL                        | FLY CLUTCH ASSEMBLY    | FLY PERCH    | FLY HOT START LEVER | FLY LEVER  |
|------------------------------|------------------------|--------------|---------------------|------------|
| <b>2-STROKE APPLICATIONS</b> | M557-00-01             | M557-00      | -                   | M557-60-01 |
| <b>CRF/YZF</b>               | 0612-0043 <sup>1</sup> | <sup>2</sup> | 0615-0001           | M557-60-01 |
| <b>RMZ/KXF</b>               | 0612-0044 <sup>1</sup> | <sup>2</sup> | -                   | M557-60-01 |

<sup>1</sup> - PERCH INCLUDES HOT START LEVER  
<sup>2</sup> - WHEN ORDERING A REPLACEMENT 4-STROKE PERCH (PERCH ONLY) ORDER 2-STROKE PERCH AND APPROPRIATE HOT START LEVER



### OEM STYLE 4-STROKE LEVER ASSEMBLIES

\$45.<sup>95</sup>

- OEM replica lever, perch, and hot starts in cast aluminum
- The same design as your OEM assembly with slightly shorter levers
- Hot start locations, cable adjusters and pull ratios all match your OEM setup
- Real bronze bushings for smooth lever action

| MAKE/MODEL/YEAR | PART #    | MAKE/MODEL/YEAR                | PART #    |
|-----------------|-----------|--------------------------------|-----------|
| <b>HONDA</b>    |           | <b>SUZUKI (CON'T)</b>          |           |
| CRF250R/X 04-11 | 0612-0108 | RMZ250 07                      | 0612-0109 |
| CRF450R/X 04-08 | 0612-0108 | RMZ450 06-07                   | 0612-0109 |
| <b>KAWASAKI</b> |           | <b>YAMAHA</b>                  |           |
| KX250F 07-10    | 0612-0110 | YZ250/450F 03-08               | 0612-0111 |
| KX450F 06-08    | 0612-0110 | WR250/450F 03-11               | 0612-0112 |
| <b>SUZUKI</b>   |           | CR RATIO ASSEMBLY - M556-90-00 |           |
| RMZ250 05-06    | 0612-0110 |                                |           |

APPAREL

HELMETS & GOGGLES

RIDER ARMOR

OUTERWEAR

YOUTH

LUGGAGE & PACKS

BIKE BODY

BIKE CONTROLS

BIKE SUSPENSION

BIKE BRAKING

BIKE DRIVE

BIKE BEARINGS

BIKE ENGINE

BIKE ELECTRICAL

BIKE EXHAUST

BIKE WHEELS

BICYCLE

GARAGE & PROMO

SIZING CHART



0612-0113



0612-0117



0612-0118



**MIRROR MOUNT CLUTCH PERCH \$24.95**

- Add a mirror to your clutch perch
- CNC machined 6061-T6 aluminum
- 10mm threads fit most mirrors
- Save space on your handlebars with this clean setup
- Universal fit for OEM clutch perches (Not for hydraulic clutches)
- Made in the USA

| DESCRIPTION                                | PART #    |
|--|-----------|
| UNIVERSAL FOR NON-HYDRAULIC CLUTCH PERCHES | 0612-0113 |
| MAGURA HYDRAULIC CLUTCH PERCHES            | 0612-0117 |
| BREMBO HYDRAULIC CLUTCH PERCHES            | 0612-0118 |



**EASY PULL CLUTCH SYSTEM \$54.95**

- Constructed of high-strength polished cast aluminum
- Inner linkage has three settings, which increases the leverage ratio and eases the clutch pull
- Fits most bikes, depending on cable end and cable housing
- Easy Pull's cable end measures 9.6mm tall and 7.9mm in diameter
- Easy Pull's cable housing measures 8mm in diameter
- Verify full clutch disengagement before riding
- For off-road use only
- Replacement cable: M555-10-01 - \$13.95

|                             |            |
|-----------------------------|------------|
| EASY PULL CLUTCH SYSTEM     | M555-00    |
| EASY PULL REPLACEMENT CABLE | M555-10-01 |



**COMPETITION LEVERS \$35.95 - \$48.95**

- Cast aluminum lever sets with silicone grip inserts and anti-friction bronze bushings
- High-quality polished cast aluminum construction
- Levers approximately 1" shorter than OEM
- Compatible with OEM and Moose Racing® perches
- Sold in pairs (one brake lever and one clutch lever)
- Clear & white not shown

| COMPETITION LEVER SET |            |            |
|-----------------------|------------|------------|
| MAKE/MODEL/YEAR       | GRIP COLOR | PART #     |
| <b>HONDA</b>          |            |            |
| CR80R 85-97           | BLACK      | M557-16-20 |
| CR80/85R 98-07        | BLACK      | M557-10-20 |
|                       | RED        | M557-10-25 |
|                       | CLEAR      | M557-10-27 |
| XR80/100 90-03        | BLACK      | M557-17-20 |
|                       | RED        | M557-17-45 |
| CR125/250R 86-91      | -          | M557-16-20 |
| CR125R 92-04          | BLACK      | M557-10-20 |
|                       | RED        | M557-10-25 |
|                       | CLEAR      | M557-10-27 |
| CR125R 05-07          | BLACK      | 0610-0032  |
|                       | RED        | 0610-0033  |
| CRF150/230F 03-17     | BLACK      | 0610-0030  |
| CRF150R 07-11         | RED        | 0610-0031  |
|                       | BLACK      | M557-10-20 |
|                       | RED        | M557-10-25 |
| CR250/500R 92-03      | CLEAR      | M557-10-27 |
|                       | BLACK      | M557-10-20 |
|                       | RED        | M557-10-25 |
| CR250 04-07           | CLEAR      | M557-10-27 |
|                       | BLACK      | 0610-0032  |
|                       | RED        | 0610-0033  |
| CRF250/450R 04-06     | BLACK      | 0610-0032  |
|                       | RED        | 0610-0033  |
| CRF250R 07-15         | BLACK      | 0610-0084  |
|                       | RED        | 0610-0085  |
| CRF250X 04-09; 12-18  | BLACK      | 0610-0032  |
|                       | RED        | 0610-0033  |
| XR250/350R 86-95      | BLACK      | M557-12-20 |
| XR250/400R 96-05      | BLACK      | M557-10-20 |
|                       | RED        | M557-10-25 |
|                       | CLEAR      | M557-10-27 |
| CRF450R 02-03         | BLACK      | M557-10-20 |
|                       | RED        | M557-10-25 |
|                       | CLEAR      | M557-10-27 |
| CRF450R 07-15         | BLACK      | 0610-0084  |
|                       | RED        | 0610-0085  |
|                       | BLACK      | 0610-0032  |
| CRF450X 05-09; 12-18  | BLACK      | 0610-0032  |
|                       | RED        | 0610-0033  |

| COMPETITION LEVER SET (CON'T) |            |            |
|-------------------------------|------------|------------|
| MAKE/MODEL/YEAR               | GRIP COLOR | PART #     |
| <b>HONDA (CON'T)</b>          |            |            |
| XR600R 86-01                  | BLACK      | M557-12-20 |
| XR650R 00-05                  | BLACK      | M557-10-20 |
|                               | RED        | M557-10-25 |
|                               | CLEAR      | M557-10-27 |
| <b>KAWASAKI</b>               |            |            |
| KX65 00-15                    | BLACK      | M557-23-20 |
|                               | CLEAR      | M557-23-37 |
| KX80 88-93                    | GREEN      | M557-23-60 |
|                               | BLACK      | M557-22-20 |
|                               | BLACK      | M557-24-20 |
| KX80/100 94-96                | GREEN      | M557-24-60 |
|                               | BLACK      | M557-21-20 |
| KX85 01-17                    | BLACK      | M557-23-20 |
| KX100 01-17                   | CLEAR      | M557-23-37 |
|                               | GREEN      | M557-23-60 |
|                               | BLACK      | M557-23-20 |
| KX100 01-17                   | CLEAR      | M557-23-37 |
|                               | GREEN      | M557-23-60 |
|                               | BLACK      | M557-30-20 |
| KX125/250/500 87-89           | BLACK      | M557-22-20 |
|                               | BLACK      | M557-20-20 |
| KX125/250/500 93-96           | BLACK      | M557-21-20 |
| KX125 00-05                   | BLACK      | M557-23-20 |
|                               | CLEAR      | M557-23-37 |
|                               | GREEN      | M557-23-60 |
| KDX200/250 89-94              | BLACK      | M557-22-20 |
|                               | BLACK      | M557-24-20 |
|                               | GREEN      | M557-24-60 |
| KDX200/220 95-06              | BLACK      | M557-24-20 |
|                               | GREEN      | M557-24-60 |
|                               | BLACK      | M557-24-20 |
| KX250 00-04                   | BLACK      | M557-23-20 |
|                               | CLEAR      | M557-23-37 |
|                               | GREEN      | M557-23-60 |
| KX250 05-08                   | BLACK      | M557-43-20 |
|                               | CLEAR      | M557-43-37 |
|                               | GREEN      | 0610-0029  |
| KX250F 04                     | BLACK      | M557-23-20 |
|                               | CLEAR      | M557-23-37 |

| COMPETITION LEVER SET (CON'T) |            |                         |
|-------------------------------|------------|-------------------------|
| MAKE/MODEL/YEAR               | GRIP COLOR | PART #                  |
| <b>KAWASAKI (CON'T)</b>       |            |                         |
| KX250F 05-10                  | GREEN      | M557-23-60              |
|                               | BLACK      | M557-43-20              |
|                               | CLEAR      | M557-43-37              |
| KX250F 13-18                  | GREEN      | 0610-0029               |
|                               | BLACK      | 0610-0130               |
|                               | BLUE       | 0610-0131               |
| KLX300 97-07                  | BLACK      | M557-24-20              |
|                               | GREEN      | M557-24-60              |
| KX450F 06-12                  | BLACK      | M557-43-20              |
|                               | CLEAR      | M557-43-37              |
| KX450F 13-18                  | GREEN      | 0610-0029               |
|                               | BLACK      | 0610-0130               |
|                               | BLUE       | 0610-0131               |
| KX500 97-04                   | BLACK      | M557-21-20              |
| KLX650R 93-96                 | BLACK      | M557-24-20              |
|                               | GREEN      | M557-24-60              |
| <b>KTM</b>                    |            |                         |
| ALL W/HYDRAULIC BRAKE 93-98   | BLACK      | M557-50-20 <sup>1</sup> |
| 65SX 04-11                    | BLACK      | 0610-0037 <sup>4</sup>  |
| 65XC 08-09                    | ORANGE     | 0610-0038 <sup>4</sup>  |
|                               | BLACK      | 0610-0037 <sup>4</sup>  |
| 85SX 03-12                    | ORANGE     | 0610-0038 <sup>4</sup>  |
|                               | BLACK      | 0610-0037 <sup>4</sup>  |
| 85XC 08-09                    | ORANGE     | 0610-0038 <sup>4</sup>  |
|                               | BLACK      | 0610-0037 <sup>4</sup>  |
| 85XS 12                       | ORANGE     | 0610-0038 <sup>4</sup>  |
|                               | BLACK      | 0610-0037 <sup>4</sup>  |
| 105SX 07-11                   | ORANGE     | 0610-0038 <sup>4</sup>  |
|                               | BLACK      | 0610-0037 <sup>4</sup>  |
| 105XC 08-09                   | ORANGE     | 0610-0038 <sup>4</sup>  |
|                               | BLACK      | 0610-0037 <sup>4</sup>  |
| 105SX 04                      | ORANGE     | 0610-0038 <sup>4</sup>  |
|                               | BLACK      | 0610-0039               |
| 125EXC 03-04                  | ORANGE     | 0610-0040               |
|                               | BLACK      | 0610-0039               |
| 125SX 05-07                   | ORANGE     | 0610-0040               |
|                               | BLACK      | 0610-0041 <sup>3</sup>  |

CONTINUED ON NEXT PAGE

| COMPETITION LEVER SET (CON'T) |            |                        |
|-------------------------------|------------|------------------------|
| MAKE/MODEL/YEAR               | GRIP COLOR | PART #                 |
| <b>KTM (CON'T)</b>            |            |                        |
|                               | ORANGE     | 0610-0042 <sup>3</sup> |
| 125SX 09-13                   | BLACK      | 0610-0691 <sup>5</sup> |
|                               | ORANGE     | 0610-0692 <sup>5</sup> |
| 150SX 09-13                   | BLACK      | 0610-0691 <sup>5</sup> |
|                               | ORANGE     | 0610-0692 <sup>5</sup> |
| 150XC 10-13                   | BLACK      | 0610-0691 <sup>5</sup> |
|                               | ORANGE     | 0610-0692 <sup>5</sup> |
| 200EXC 03-04                  | BLACK      | 0610-0039              |
|                               | ORANGE     | 0610-0040              |
| 200EXC 05                     | BLACK      | 0610-0041 <sup>3</sup> |
|                               | ORANGE     | 0610-0042 <sup>3</sup> |
| 200SX 03-04                   | BLACK      | 0610-0039              |
|                               | ORANGE     | 0610-0040              |
| 200XC 06-07                   | BLACK      | 0610-0041 <sup>3</sup> |
|                               | ORANGE     | 0610-0042 <sup>3</sup> |
| 250EXC 03-04                  | BLACK      | 0610-0039              |
|                               | ORANGE     | 0610-0040              |
| 250SX 03-04                   | BLACK      | 0610-0039              |
|                               | ORANGE     | 0610-0040              |
| 250SX 05-07                   | BLACK      | 0610-0041 <sup>3</sup> |
|                               | ORANGE     | 0610-0042 <sup>3</sup> |
| 250SX 09-13                   | BLACK      | 0610-0082 <sup>2</sup> |
|                               | ORANGE     | 0610-0083 <sup>2</sup> |
| 250SX-F 09-13                 | BLACK      | 0610-0082 <sup>2</sup> |
|                               | ORANGE     | 0610-0083 <sup>2</sup> |
| 250XC 06-07                   | BLACK      | 0610-0041 <sup>3</sup> |
|                               | ORANGE     | 0610-0042 <sup>3</sup> |
| 250XC 10-13                   | BLACK      | 0610-0082 <sup>2</sup> |
|                               | ORANGE     | 0610-0083 <sup>2</sup> |
| 250XC-F 11-16                 | BLACK      | 0610-0082 <sup>2</sup> |
|                               | ORANGE     | 0610-0083 <sup>2</sup> |
| 250XCF-W 12-16                | BLACK      | 0610-0082 <sup>2</sup> |
|                               | ORANGE     | 0610-0083 <sup>2</sup> |
| 250XC-W 10-16                 | BLACK      | 0610-0082 <sup>2</sup> |
|                               | ORANGE     | 0610-0083 <sup>2</sup> |
| 300EXC 03-04                  | BLACK      | 0610-0039              |
|                               | ORANGE     | 0610-0040              |
| 300EXC 05                     | BLACK      | 0610-0041 <sup>3</sup> |
|                               | ORANGE     | 0610-0042 <sup>3</sup> |
| 300XC 06-07                   | BLACK      | 0610-0041 <sup>3</sup> |
|                               | ORANGE     | 0610-0042 <sup>3</sup> |
| 300XC 10-16                   | BLACK      | 0610-0082 <sup>2</sup> |
|                               | ORANGE     | 0610-0083 <sup>2</sup> |
| 300XC-W 06-07                 | BLACK      | 0610-0041 <sup>3</sup> |
|                               | ORANGE     | 0610-0042 <sup>3</sup> |
| 300XC-W 10-16                 | BLACK      | 0610-0082 <sup>2</sup> |
|                               | ORANGE     | 0610-0083 <sup>2</sup> |
| 350EXC-F 12-16                | BLACK      | 0610-0082 <sup>2</sup> |
|                               | ORANGE     | 0610-0083 <sup>2</sup> |
| 350SX-F 11-12                 | BLACK      | 0610-0082 <sup>2</sup> |
|                               | ORANGE     | 0610-0083 <sup>2</sup> |
| 350XC-F 11-16                 | BLACK      | 0610-0082 <sup>2</sup> |
|                               | ORANGE     | 0610-0083 <sup>2</sup> |
| 350XCF-W 12-16                | BLACK      | 0610-0082 <sup>2</sup> |
|                               | ORANGE     | 0610-0083 <sup>2</sup> |
| 400EXC/SX 03                  | BLACK      | 0610-0039              |
|                               | ORANGE     | 0610-0040              |
| 450EXC/SX 03-04               | BLACK      | 0610-0039              |
|                               | ORANGE     | 0610-0040              |
| 525EXC/SX 03-04               | BLACK      | 0610-0039              |
|                               | ORANGE     | 0610-0040              |
| 400/450EXC 05-07              | BLACK      | 0610-0041 <sup>3</sup> |
|                               | ORANGE     | 0610-0042 <sup>3</sup> |
| 450SX/XC 06-07                | BLACK      | 0610-0041 <sup>3</sup> |
|                               | ORANGE     | 0610-0042 <sup>3</sup> |
| 450SX-F 09-12                 | BLACK      | 0610-0691 <sup>5</sup> |
|                               | ORANGE     | 0610-0692 <sup>5</sup> |
| 450SX-F 13                    | BLACK      | 0610-0082 <sup>2</sup> |
|                               | ORANGE     | 0610-0083 <sup>2</sup> |
| 450SX-F FACTORY EDITION 12-17 | BLACK      | 0610-0082 <sup>2</sup> |
|                               | ORANGE     | 0610-0083 <sup>2</sup> |
| 450XC-F 13                    | BLACK      | 0610-0082 <sup>2</sup> |
|                               | ORANGE     | 0610-0083 <sup>2</sup> |
| 450XC-W SIX DAYS 10-11        | BLACK      | 0610-0082 <sup>2</sup> |

| COMPETITION LEVER SET (CON'T) |            |                        |
|-------------------------------|------------|------------------------|
| MAKE/MODEL/YEAR               | GRIP COLOR | PART #                 |
| <b>KTM (CON'T)</b>            |            |                        |
| 450XC-W 12-17                 | ORANGE     | 0610-0083 <sup>2</sup> |
|                               | BLACK      | 0610-0082 <sup>2</sup> |
|                               | ORANGE     | 0610-0083 <sup>2</sup> |
| 500EXC 13-17                  | BLACK      | 0610-0082 <sup>2</sup> |
|                               | ORANGE     | 0610-0083 <sup>2</sup> |
| 500XC-W 12-17                 | BLACK      | 0610-0082 <sup>2</sup> |
|                               | ORANGE     | 0610-0083 <sup>2</sup> |
| 525EXC/SX/XC 05-07            | BLACK      | 0610-0041 <sup>3</sup> |
|                               | ORANGE     | 0610-0042 <sup>3</sup> |
| 530EXC 11                     | BLACK      | 0610-0082 <sup>2</sup> |
|                               | ORANGE     | 0610-0083 <sup>2</sup> |
| 530XC-W SIX DAYS 10-11        | BLACK      | 0610-0082 <sup>2</sup> |
|                               | ORANGE     | 0610-0083 <sup>2</sup> |
| <b>SUZUKI</b>                 |            |                        |
| RM65/100 03-06                | BLACK      | M557-23-20             |
|                               | CLEAR      | M557-23-37             |
|                               | GREEN      | M557-23-60             |
| RM80/85 86-06                 | BLACK      | M557-30-20             |
|                               | YELLOW     | M557-30-10             |
| DRZ125L 03-11                 | BLACK      | M557-30-20             |
|                               | YELLOW     | M557-30-10             |
| RM125/250 85-95               | BLACK      | M557-30-20             |
|                               | YELLOW     | M557-30-10             |
| RM125/250 96-03               | BLACK      | M557-31-20             |
|                               | YELLOW     | M557-31-10             |
| RM125/250 04-10               | BLACK      | 0610-0035              |
|                               | YELLOW     | 0610-0036              |
| DR250R 82-00                  | BLACK      | M557-30-20             |
|                               | YELLOW     | M557-30-10             |
| RMX250 89-98                  | BLACK      | M557-30-20             |
|                               | YELLOW     | M557-30-10             |
| RMZ250 04                     | BLACK      | M557-23-20             |
|                               | CLEAR      | M557-23-37             |
|                               | GREEN      | M557-23-60             |
| RMZ250 05-06                  | BLACK      | M557-43-20             |
|                               | CLEAR      | M557-43-37             |
| RMZ250 07                     | BLACK      | M557-23-20             |
|                               | CLEAR      | M557-23-37             |
|                               | GREEN      | M557-23-60             |
| RMZ250 08-17                  | BLACK      | 0610-0035              |
|                               | YELLOW     | 0610-0036              |
| DR350R 90-00                  | BLACK      | M557-30-20             |
|                               | YELLOW     | M557-30-10             |
| DRZ400 00-03                  | BLACK      | M557-31-20             |
|                               | YELLOW     | M557-31-10             |
| RMZ450 05                     | BLACK      | M557-23-20             |
|                               | CLEAR      | M557-23-37             |
|                               | GREEN      | M557-23-60             |
| RMZ450 06-07                  | BLACK      | M557-23-20             |
|                               | CLEAR      | M557-23-37             |
|                               | GREEN      | M557-23-60             |

| COMPETITION LEVER SET (CON'T) |            |            |
|-------------------------------|------------|------------|
| MAKE/MODEL/YEAR               | GRIP COLOR | PART #     |
| <b>SUZUKI (CON'T)</b>         |            |            |
| RMZ450 08-17                  | BLACK      | 0610-0035  |
|                               | YELLOW     | 0610-0036  |
| <b>YAMAHA</b>                 |            |            |
| YZ80 95-96                    | BLACK      | M557-40-20 |
| YZ80 97-00                    | BLACK      | M557-41-20 |
|                               | BLUE       | M557-41-30 |
| YZ80/85 01-14                 | BLACK      | 0610-0043  |
|                               | BLUE       | 0610-0044  |
| TTR125L/250 00-05             | BLACK      | M557-40-20 |
| YZ125/250 89-95               | BLACK      | M557-40-20 |
| YZ125/250 96-99               | BLACK      | M557-41-20 |
|                               | BLUE       | M557-41-30 |
| YZ125/250/426F 00             | BLACK      | M557-42-20 |
| YZ125/250 01-07               | BLACK      | M557-43-20 |
|                               | BLUE       | M557-43-33 |
|                               | CLEAR      | M557-43-37 |
| YZ125/250 08-18               | BLACK      | 0610-0130  |
|                               | BLUE       | 0610-0131  |
| WR250 91-96                   | BLACK      | M557-40-20 |
| WR250 97                      | BLACK      | M557-41-20 |
|                               | BLUE       | M557-41-30 |
| WR250/426F 01-02              | BLACK      | M557-43-20 |
|                               | BLUE       | M557-43-33 |
|                               | CLEAR      | M557-43-37 |
| WR250F/450F 03-04             | BLACK      | 0610-0113  |
|                               | BLUE       | 0610-0114  |
| YZ250F 01-06                  | BLACK      | M557-43-20 |
|                               | BLUE       | M557-43-33 |
|                               | CLEAR      | M557-43-37 |
| YZ250F 07-08                  | BLACK      | 0610-0130  |
|                               | BLUE       | 0610-0131  |
| YZ250F 09-18                  | BLACK      | 0610-0215  |
|                               | BLUE       | 0610-0216  |
| WR400F 96-99                  | BLACK      | M557-41-20 |
|                               | BLUE       | M557-41-30 |
| WR400F 00                     | BLACK      | M557-42-20 |
| YZ426/450F 01-07              | BLACK      | M557-43-20 |
|                               | BLUE       | M557-43-33 |
|                               | CLEAR      | M557-43-37 |
| YZ450F 08                     | BLACK      | 0610-0130  |
|                               | BLUE       | 0610-0131  |
| YZ450F 09-18                  | BLACK      | 0610-0215  |
|                               | BLUE       | 0610-0216  |

- 1 - NOT FOR KTM 65/85SX
- 2 - OEM REFERENCE # 54802031000 (CLUTCH)  
# 54813002200 (BRAKE)
- 3 - OEM REFERENCE # 54602031000 (CLUTCH)  
# 54813002000 (BRAKE)
- 4 - OEM REFERENCE # 54602031000 (CLUTCH)  
# 47013002000 (BRAKE)
- 5 - OEM REFERENCE # 50302031300 (CLUTCH)  
# 54813002200 (BRAKE)



JAKUB ALVAREZ

- APPAREL
- HELMETS & GOGGLES
- RIDER ARMOR
- OUTERWEAR
- YOUTH
- LUGGAGE & PACKS
- BIKE BODY
- BIKE CONTROLS
- BIKE SUSPENSION
- BIKE BRAKING
- BIKE DRIVE
- BIKE BEARINGS
- BIKE ENGINE
- BIKE ELECTRICAL
- BIKE EXHAUST
- BIKE WHEELS
- BICYCLE
- GARAGE & PROMO
- SIZING CHART





CLUTCH LEVER

BRAKE LEVER

**FORGED BRAKE & CLUTCH LEVERS**

**\$17<sup>95</sup> - \$48<sup>95</sup>**

- Great way to upgrade from the OEM cast design levers
- Forged from high quality 6061-T6 aluminum
- More resistant to breakage over conventional levers
- Exact replacement to the OEM design fitments

| FORGED LEVERS        |               |           |              |           |
|----------------------|---------------|-----------|--------------|-----------|
| MAKE/MODEL/YEAR      | CLUTCH LEVERS |           | BRAKE LEVERS |           |
|                      | BLACK         | SILVER    | BLACK        | SILVER    |
| <b>BETA</b>          |               |           |              |           |
| 125 RR 18-23         | 0613-1388     | 0613-1389 | 0614-1522    | 0614-1825 |
| 200 RR 19-23         | 0613-1388     | 0613-1389 | 0614-1522    | 0614-1825 |
| 250/300 RR 13-23     | 0613-1388     | 0613-1389 | 0614-1522    | 0614-1825 |
| 250 XTRAINER 19-23   | -             | -         | 0614-1522    | 0614-1825 |
| 300 XTRAINER 15-23   | -             | -         | 0614-1522    | 0614-1825 |
| 350 RR 12-23         | 0613-1388     | 0613-1389 | 0614-1522    | 0614-1825 |
| 390/430/480 RR 15-23 | 0613-1388     | 0613-1389 | 0614-1522    | 0614-1825 |
| 400/450/498 RR 12-14 | 0613-1388     | 0613-1389 | 0614-1522    | 0614-1825 |
| 500 RR 17-19         | 0613-1388     | 0613-1389 | 0614-1522    | 0614-1825 |
| 520 RR 10-11         | -             | -         | 0614-1522    | 0614-1825 |
| 525 RR 06-09         | -             | -         | 0614-1522    | 0614-1825 |
| <b>FANTIC</b>        |               |           |              |           |
| 125XE 21             | -             | 0613-1946 | -            | 0614-1729 |
| 125XX 21             | -             | 0613-1946 | -            | 0614-1729 |
| 250EEF 21            | -             | 0613-1946 | -            | 0614-1729 |
| <b>GAS GAS</b>       |               |           |              |           |
| MC-E5 21-22          | -             | -         | -            | 0614-1826 |
| MC 50 21-22          | -             | -         | -            | 0614-1826 |
| MC65 21-23           | -             | 0613-1385 | -            | 0614-1147 |
| MC95 21-23           | -             | 0613-1385 | -            | 0614-1147 |
| EC125 00-17          | -             | -         | 0614-1522    | -         |
| EC 200-300 00-11     | -             | -         | 0614-1522    | -         |
| XC 200 18-20         | 0613-1808     | 0613-1947 | 0614-1522    | 0614-1825 |
| EC200/300 13-17      | -             | -         | 0614-1522    | 0614-1825 |
| EC/XC 200 18-20      | 0613-1808     | 0613-1387 | 0614-1522    | 0614-1825 |
| EC/XC 250 18-20      | 0613-1808     | 0613-1387 | 0614-1522    | 0614-1825 |
| EC/XC 300 18-20      | 0613-1808     | 0613-1387 | 0614-1522    | -         |
| EC 450 05-11         | -             | -         | 0614-1522    | 0614-1825 |
| MC 125 21-23         | 0613-1388     | 0613-1389 | 0614-1148    | 0614-1149 |
| MC250F 21-23         | 0613-1388     | 0613-1389 | 0614-1148    | 0614-1149 |
| EC250 21-23 BRAKTEC  | -             | 0613-2039 | -            | 0614-1754 |
| EX250 22-23          | 0613-1388     | 0613-1389 | 0614-1148    | 0614-1149 |
| EC250F 21-23 BRAKTEC | -             | 0613-2039 | -            | 0614-1754 |
| EX250F 21-23         | 0613-1388     | 0613-1389 | 0614-1148    | 0614-1149 |
| EC300 21-23 BRAKTEC  | -             | 0613-2039 | -            | 0614-1754 |
| EX300 21-23          | 0613-1388     | 0613-1389 | 0614-1148    | 0614-1149 |
| EX350F 21-23         | 0613-1388     | 0613-1389 | 0614-1148    | 0614-1149 |
| EC350F 21-23 BRAKTEC | -             | 0613-2039 | -            | 0614-1754 |
| MC350F 21-23         | 0613-1388     | 0613-1389 | 0614-1148    | 0614-1149 |
| EX450F 21-23         | 0613-1388     | 0613-1389 | 0614-1148    | 0614-1149 |
| MC450F 21-23         | 0613-1388     | 0613-1389 | 0614-1148    | 0614-1149 |
| <b>HONDA</b>         |               |           |              |           |
|                      | BLACK         | SILVER    | BLACK        | SILVER    |
| CR 80 98-02          | 0613-1970     | 0613-1942 | 0614-1522    | -         |
| CR85R 03-07          | 0613-1970     | 0613-1942 | 0614-1522    | -         |
| CR 125-250R 92-03    | 0613-1970     | 0613-1942 | 0614-1522    | -         |
| CRF 150R 07-23       | 0613-1970     | 0613-1942 | 0614-1522    | -         |
| CRF 150 F 03-17      | -             | 0613-1942 | -            | -         |
| CRF250 L 13-21       | -             | 0613-1943 | -            | 0614-1725 |
| CRF 250 R 04-06      | -             | 0613-1944 | 0614-1522    | 0614-1825 |
| CRF 250 R 10-23      | -             | 0613-1944 | -            | 0614-1726 |
| CRF 250 RX 19-23     | -             | 0613-1944 | -            | 0614-1726 |
| CRF250X 04-19        | -             | 0613-1944 | 0614-1522    | 0614-1825 |
| CRF250 RL 17-20      | -             | 0613-1943 | -            | 0614-1725 |
| CRF300L 21           | -             | 0613-1943 | -            | 0614-1725 |
| CRF 450 R 02-03      | 0613-1970     | 0613-1942 | 0614-1522    | 0614-1825 |

| FORGED LEVERS (CON'T)     |               |           |              |           |
|---------------------------|---------------|-----------|--------------|-----------|
| MAKE/MODEL/YEAR           | CLUTCH LEVERS |           | BRAKE LEVERS |           |
|                           | BLACK         | SILVER    | BLACK        | SILVER    |
| <b>HUSQVARNA (CON'T)</b>  |               |           |              |           |
| CRF450 R 07-21            | -             | 0613-1944 | -            | 0614-1726 |
| CRF450R                   | -             | 0613-1974 | -            | 0614-1726 |
| CRF450RWE 21-23           | -             | 0613-1944 | -            | 0614-1726 |
| CRF 450 RX 17-20          | -             | 0613-1974 | -            | 0614-1726 |
| CRF 450RX 21-23           | -             | 0613-1974 | -            | 0614-1726 |
| CRF 450 X 04-18           | -             | 0613-1944 | 0614-1522    | 0614-1825 |
| CRF 450 X 19-23           | -             | 0613-1944 | -            | -         |
| CR 500 R 87-01            | 0613-1970     | 0613-1942 | 0614-1522    | 0614-1825 |
| <b>HUSQVARNA</b>          |               |           |              |           |
|                           | BLACK         | SILVER    | BLACK        | SILVER    |
| TC 65 17-21               | 0613-1384     | -         | 0614-1146    | 0614-1147 |
| TC 85 14-21               | 0613-1384     | 0613-1385 | 0614-1146    | 0614-1147 |
| TC 125 14-17              | 0613-1386     | 0613-1387 | 0614-1148    | 0614-1149 |
| TC 125 18                 | 0613-1386     | 0613-1387 | -            | 0614-1728 |
| TC 125 19-21              | 0613-1386     | 0613-1387 | 0614-1148    | 0614-1149 |
| TC 125 22-23              | 0613-1388     | 0613-1389 | 0614-1148    | 0614-1149 |
| TC 250 14-16              | 0613-1388     | 0613-1389 | 0614-1148    | 0614-1149 |
| TC 250 17                 | 0613-1386     | 0613-1387 | 0614-1148    | 0614-1149 |
| TC 250 18                 | 0613-1386     | 0613-1387 | -            | 0614-1728 |
| TC 250 19-21              | 0613-1386     | 0613-1387 | 0614-1148    | 0614-1149 |
| TC 250 22-23              | 0613-1388     | 0613-1389 | 0614-1148    | 0614-1149 |
| FC 450 04-05              | 0613-1807     | 0613-1806 | -            | -         |
| FC 250/350/450 14-15      | 0613-1388     | 0613-1389 | 0614-1148    | 0614-1149 |
| FC 250/350/450 16-17      | 0613-1386     | 0613-1387 | 0614-1148    | 0614-1149 |
| FC 250/350/450 18         | 0613-1386     | 0613-1387 | -            | 0614-1728 |
| FC 250 / 350/ 450 19-21   | 0613-1386     | 0613-1387 | 0614-1148    | 0614-1149 |
| FC 250 / 350/ 450 22-23   | 0613-1388     | 0613-1389 | 0614-1148    | 0614-1149 |
| TE 125 14-16              | 0613-1386     | 0613-1387 | 0614-1148    | 0614-1149 |
| TE 150 17                 | 0613-1386     | 0613-1387 | 0614-1148    | 0614-1149 |
| TE 150 18-19              | 0613-1386     | 0613-1387 | -            | 0614-1728 |
| TE 150I 20-21             | 0613-1386     | 0613-1387 | -            | 0614-1728 |
| TE 150I BRAKTEC 22-23     | -             | 0613-2039 | -            | 0614-1754 |
| TE 250-300 14-16          | 0613-1388     | 0613-1389 | 0614-1148    | 0614-1149 |
| TE 250-300 17             | 0613-1386     | 0613-1387 | 0614-1148    | 0614-1149 |
| TE 250-300 18             | 0613-1386     | 0613-1387 | -            | 0614-1728 |
| TE 250I-300I 18-21        | 0613-1386     | 0613-1387 | -            | 0614-1728 |
| TE 250I/300 BRAKTEC 22-23 | -             | 0613-2039 | -            | 0614-1754 |
| FE 250-501 14-16          | 0613-1388     | 0613-1389 | 0614-1148    | 0614-1149 |
| FE 250-501 17             | 0613-1386     | 0613-1387 | 0614-1148    | 0614-1149 |
| FE 250-501 18-21          | 0613-1386     | 0613-1387 | -            | 0614-1728 |
| FE 250-501 BRAKTEC 22-23  | -             | 0613-2039 | -            | 0614-1754 |
| TX 125-300 17             | 0613-1386     | 0613-1387 | 0614-1148    | 0614-1149 |
| TX 125-300 18-19          | 0613-1386     | 0613-1387 | -            | 0614-1728 |
| TX 300I 20-21             | 0613-1386     | 0613-1387 | -            | -         |
| TX 300I 22-23             | 0613-1388     | 0613-1389 | 0614-1148    | 0614-1149 |
| FX 350-450 17             | 0613-1386     | 0613-1387 | 0614-1148    | 0614-1149 |
| FX 350-450 18-21          | 0613-1386     | 0613-1387 | -            | 0614-1728 |
| FX 350-450 22-23          | 0613-1388     | 0613-1389 | 0614-1148    | 0614-1149 |
| <b>KAWASAKI</b>           |               |           |              |           |
|                           | BLACK         | SILVER    | BLACK        | SILVER    |
| KX65 00-22                | 0613-1809     | -         | 0614-1523    | -         |
| KX 85-100 01-22           | 0613-1809     | -         | 0614-1523    | -         |
| KX112 22                  | 0613-1809     | -         | 0614-1523    | -         |
| KX 125 00-08              | 0613-1809     | -         | 0614-1523    | -         |
| KX 250 90-04              | 0613-1809     | -         | 0614-1523    | -         |
| KX 250 05-08              | -             | 0613-1945 | 0614-1523    | -         |
| KX250F 04                 | 0613-1809     | -         | 0614-1523    | -         |
| KX 250F 05-12             | -             | 0613-1945 | 0614-1523    | -         |
| KX 250 F 13-18            | -             | 0613-1945 | -            | 0614-1729 |
| KX 250 19-20              | -             | 0613-1945 | -            | 0614-1729 |
| KX 250 21 -23             | -             | 0613-2070 | -            | 0614-1861 |
| KX 250 XC 21-23           | -             | 0613-2070 | -            | 0614-1861 |
| KX450 F 06-12             | -             | 0613-1945 | 0614-1523    | -         |
| KX 450 F 13-18            | -             | 0613-1945 | 0614-1729    | 0614-1729 |
| KX 450 19-23              | -             | 0613-2070 | -            | 0614-1861 |
| KX 450 XC 21-23           | -             | 0613-2070 | -            | 0614-1861 |
| KX 450 SR 22              | -             | 0613-2070 | -            | 0614-1861 |
| KLX 300 R 20-22           | -             | -         | 0614-1523    | -         |
| KLX 450 R 08-09           | -             | -         | 0614-1523    | -         |
| <b>KTM</b>                |               |           |              |           |
|                           | BLACK         | SILVER    | BLACK        | SILVER    |
| 50 SX 03-23               | -             | -         | -            | 0614-1826 |

| FORGED LEVERS (CON'T) |               |           |              |           |
|-----------------------|---------------|-----------|--------------|-----------|
| MAKE/MODEL/YEAR       | CLUTCH LEVERS |           | BRAKE LEVERS |           |
|                       | BLACK         | SILVER    | BLACK        | SILVER    |
| <b>KTM (CON'T)</b>    |               |           |              |           |
| 50 SC MINI 08-23      | -             | -         | -            | 0614-1826 |
| SX-E 5 20-22          | -             | -         | -            | 0614-1826 |
| 65SX 04-13            | 0613-1806     | 0613-1807 | 0614-1514    | 0614-1513 |
| 65 SX 14-23           | 0613-1384     | 0613-1385 | 0614-1146    | 0614-1147 |
| 85SX 04-12            | 0613-1806     | 0613-1807 | 0614-1516    | 0614-1515 |
| 105SX 04-12           | 0613-1806     | 0613-1807 | 0614-1516    | 0614-1515 |
| SX 65 14-21           | 0613-1384     | 0613-1385 | 0614-1146    | 0614-1147 |
| SX 85 14-23           | 0613-1384     | 0613-1385 | 0614-1146    | 0614-1147 |
| 105SX 02-11           | -             | -         | 0614-1516    | 0614-1515 |
| 125EXC 06-08          | 0613-1806     | 0613-1807 | -            | -         |
| 125SX 06-13           | 0613-1806     | 0613-1807 | 0614-1512    | 0614-1511 |
| 125SX 06-08           | 0613-1806     | 0613-1807 | 0614-1512    | 0614-1511 |
| 144SX 05-08           | 0613-1806     | 0613-1807 | 0614-1512    | 0614-1511 |
| 150SX 09-13           | -             | -         | 0614-1512    | 0614-1511 |
| 200EXC 06-08          | 0613-1806     | 0613-1807 | -            | -         |
| 200XC 06-09           | 0613-1806     | 0613-1807 | -            | -         |
| 200XC-W 06-08         | 0613-1806     | 0613-1807 | -            | -         |
| <b>250 FREERIDE</b>   |               |           |              |           |
| R 12-16               | 0613-1385     | -         | 0614-1146    | 0614-1147 |
| KX 125/150 16-23      | 0613-1388     | 0613-1389 | 0614-1148    | 0614-1149 |
| 250SX-F 05-13         | 0613-1806     | 0613-1807 | 0614-1512    | 0614-1511 |
| 250SX 06-13           | -             | -         | 0614-1512    | 0614-1511 |
| SX 250 14-23          | 0613-1388     | 0613-1389 | 0614-1148    | 0614-1149 |
| SX-F 250 14-23        | 0613-1388     | 0613-1389 | 0614-1148    | 0614-1149 |
| 350 FREERIDE 12-16    | 0613-1385     | -         | 0614-1146    | 0614-1147 |
| 350SX-F 11-13         | -             | -         | 0614-1512    | 0614-1511 |
| SX-F 350 14-23        | 0613-1388     | 0613-1389 | 0614-1148    | 0614-1149 |
| SX-F 450 14-23        | 0613-1388     | 0613-1389 | 0614-1148    | 0614-1149 |
| KX 150 14             | 0613-1386     | 0613-1387 | 0614-1148    | 0614-1149 |
| KX-W 150 TPI 18-23    | 0613-1388     | 0613-1389 | 0614-1148    | 0614-1149 |
| KX-W 200 14-16        | 0613-1386     | 0613-1387 | 0614-1148    | 0614-1149 |
| KX 250/300 14-19      | 0613-1388     | 0613-1389 | 0614-1148    | 0614-1149 |
| <b>KX 250/300</b>     |               |           |              |           |
| TPI 20-21             | 0613-1388     | 0613-1389 | 0614-1148    | 0614-1149 |
| KC-F 250 14-21        | 0613-1388     | 0613-1389 | 0614-1148    | 0614-1149 |
| KCF-W 250 14-16       | 0613-1388     | 0613-1389 | 0614-1148    | 0614-1149 |
| KX-W 250/300 15-19    | 0613-1388     | 0613-1389 | 0614-1148    | 0614-1149 |
| KX-W 250 TPI 18-21    | 0613-1388     | 0613-1389 | 0614-1148    | 0614-1149 |
| KX-W 300 TPI 19-21    | 0613-1388     | 0613-1389 | 0614-1148    | 0614-1149 |
| KC-F 350 14-21        | 0613-1388     | 0613-1389 | 0614-1148    | 0614-1149 |
| KCF-W 350 14-21       | 0613-1388     | 0613-1389 | 0614-1148    | 0614-1149 |
| 450SX-F 03-06         | 0613-1806     | 0613-1807 | -            | -         |
| 450SX 06              | 0613-1806     | 0613-1807 | -            | -         |
| 450SX-F 06-08         | -             | -         | 0614-1512    | 0614-1511 |
| 450SX-F 07-13         | -             | -         | 0614-1512    | 0614-1511 |
| 450SX-F 14-19         | -             | -         | 0614-1148    | 0614-1149 |
| 450SX-F 07-08         | 0613-1806     | 0613-1807 | -            | -         |
| KC-F 450 15-21        | 0613-1388     | 0613-1389 | 0614-1148    | 0614-1149 |
| KX-W 450/500 14-16    | 0613-1388     | 0613-1389 | 0614-1148    | 0614-1149 |
| KCF-W 500 20-21       | 0613-1388     | 0613-1389 | 0614-1148    | 0614-1149 |
| 505SX-F 07-08         | 0613-1806     | 0613-1807 | -            | -         |
| <b>FREERIDE</b>       |               |           |              |           |
| 250F/R 14-19          | 0613-1384     | -         | 0614-1146    | 0614-1147 |
| FREERIDE 350 14-19    | 0613-1384     | -         | 0614-1146    | 0614-1147 |
| EXC 125 14-16         | 0613-1386     | 0613-1387 | 0614-1148    | 0614-1149 |
| EXC 150 TPI 20-21     | 0613-1388     | 0613-1389 | 0614-1148    | 0614-1149 |
| EXC 200 14-16         | 0613-1386     | 0613-1387 | 0614-1148    | 0614-1149 |
| EXC 250/300 14-18     | 0613-1388     | 0613-1389 | 0614-1148    | 0614-1149 |
| <b>EXC250/300</b>     |               |           |              |           |
| TPI 18-23             | 0613-1388     | 0613-1389 | 0614-1148    | 0614-1149 |
| EXC-F 250 14-23       | 0613-1388     | 0613-1389 | 0614-1148    | 0614-1149 |
| EXC-F 350 14-23       | 0613-1388     | 0613-1389 | 0614-1148    | 0614-1149 |
| EXC 450 14-20         | 0613-1388     | 0613-1389 | -            | -         |
| EXC-F 450 14-23       | 0613-1388     | 0613-1389 | 0614-1148    | 0614-1149 |
| EXC 500 14-23         | 0613-1388     | 0613-1389 | 0614-1148    | 0614-1149 |
| EXC-F 500 14-23       | 0613-1388     | 0613-1389 | 0614-1148    | 0614-1149 |
| <b>SUZUKI</b>         |               |           |              |           |
|                       | BLACK         | SILVER    | BLACK        | SILVER    |
| RM 65 03-05           | 0613-1809     | -         | 0614-1523    | -         |
| RM 85 05-23           | -             | 0613-1945 | 0614-1523    | 0614-1524 |
| RM 125/250            | -             | 0613-1945 | 0614-1523    | 0614-1524 |
| RM250 Z 05-06         | -             | 0613-1945 | 0614-1523    | 0614-1524 |
| RM 250 Z 07-23        | 0613-1809     | 0613-1810 | 0614-1523    | 0614-1524 |
| RM 450 Z 05-23        | 0613-1809     | 0613-1810 | 0614-1523    | 0614-1524 |
| <b>SHERCO</b>         |               |           |              |           |
|                       | BLACK         | SILVER    | BLACK        | SILVER    |
| SE-R 125 17-23        | 0613-1388     | 0613-1389 | 0614-1148    | 0614-1149 |

| FORGED LEVERS (CON'T) |               |           |              |           |
|-----------------------|---------------|-----------|--------------|-----------|
| MAKE/MODEL/YEAR       | CLUTCH LEVERS |           | BRAKE LEVERS |           |
|                       | BLACK         | SILVER    | BLACK        | SILVER    |
| <b>SHERCO (CON'T)</b> |               |           |              |           |
| SE-R 250/300 15-23    | 0613-1388     | 0613-1389 | 0614-1148    | 0614-1149 |
| SE-F 250/300 15-23    | 0613-1388     | 0613-1389 | 0614-1148    | 0614-1149 |
| SE-F 450 16-23        | 0613-1388     | 0613-1389 | 0614-1148    | 0614-1149 |
| SE-F 500 19-23        | 0613-1388     | 0613-1389 | 0614-1148    | 0614-1149 |
| <b>YAMAHA</b>         |               |           |              |           |
|                       | BLACK         | SILVER    | BLACK        | SILVER    |
| YZ 65 18-20           | -             | 0613-1946 | 0614-1523    | 0614-1524 |
| YZ65 21-23            | -             | 0613-1946 | 0614-1523    | 0614-1524 |
| YZ 85 15-23           | -             | 0613-1946 | 0614-1523    | 0614-1524 |
| YZ 125/250 15-23      | -             | 0613-1946 | -            | 0614-1729 |
| YZ 125 X 20-23        | -             | 0613-1946 | -            | 0614-1729 |
| YZ 250 X 16-23        | -             | 0613-1946 | -            | 0614-1729 |
| YZ250 F 09-23         | -             | 0613-1946 | -            | 0614-1729 |
| YZ 250FX 15-19        | -             | 0613-1947 | -            | 0614-1729 |
| YZ 250 FX 20-23       | -             | 0613-1946 | -            | 0614-1729 |
| YZ 450 F 09-23        | -             | 0613-1946 | -            | 0614-1729 |
| YZ 450 FX 16-18       | -             | 0613-1947 | -            | 0614-1729 |
| YZ 450 FX 19-23       | -             | 0613-1946 | -            | 0614-1729 |
| WR 250 F 03-16        | -             | 0613-1947 | 0614-1523    | -         |
| WR 250 F 17-23        | -             | 0613-1947 | -            | 0614-1729 |
| WR 450 F 03-15        | -             | 0613-1947 | 0614-1523    | -         |
| WR450F 16-23          | -             | 0613-1947 | -            | 0614-1729 |



APPAREL

HELMETS & GOGGLES

RIDER ARMOR

OUTERWEAR

YOUTH

LUGGAGE & PACKS

BIKE BODY

BIKE CONTROLS

BIKE SUSPENSION

BIKE BRAKING

BIKE DRIVE

BIKE BEARINGS

BIKE ENGINE

BIKE ELECTRICAL

BIKE EXHAUST

BIKE WHEELS

BICYCLE

GARAGE & PROMO

SIZING CHART



**OEM STYLE LEVERS \$11.95 - \$54.95**

- Polished cast aluminum brake and clutch levers with real bronze bushings
- Many clutch levers available in standard length and "shorty"
- "Shorty" levers are modern style clutch levers, approximately 1/2" shorter than OEM
- Compatible with OEM or Moose Racing® perches
- Polished and black available for some applications
- Sold separately



| OEM STYLE CLUTCH LEVER    |            |            |
|---------------------------|------------|------------|
| MAKE/MODEL/YEAR           | POLISHED   | BLACK      |
| <b>GAS GAS</b>            |            |            |
| 125/200/250/300/450 97-07 | 0613-0016  | -          |
| EC/XC 250/300 18          | -          | 0613-1808  |
| <b>HONDA</b>              |            |            |
| CR80R 85-97               | M553-10-16 | M553-10-15 |
| CR80/85R 98-07            | M553-10-16 | M553-10-15 |
| CR125/250R 86-91          | M553-10-16 | M553-10-15 |
| CR125R 92-04              | M553-10-16 | M553-10-15 |
| CRF150/230F 03-18         | 0613-0033  | -          |
| CRF150R 07-18             | M553-10-16 | M553-10-15 |
| XR200R 02                 | M553-10-16 | M553-10-15 |
| CR250/500R 92-03          | M553-10-16 | M553-10-15 |
| XR250/400R 96-05          | M553-10-16 | M553-10-15 |
| CRF450R 02-03             | M553-10-16 | M553-10-15 |
| XR650R 00-07              | M553-10-16 | M553-10-15 |
| <b>KAWASAKI</b>           |            |            |
| KX80 83-93                | M553-22-15 | -          |
| KX80/100 94-97            | M553-22-15 | -          |
| KX85/100                  | M553-42-15 | -          |
| KX125/250/500 87-89       | M553-22-15 | -          |
| KLX125/L 03-06            | M553-30-15 | -          |
| KDX200 83-88              | M553-22-15 | -          |
| KDX200/250 89-94          | M553-22-15 | -          |
| KDX200/220R 95-06         | M553-22-15 | -          |
| KX250 84-86               | M553-22-15 | -          |
| KX250 05-07               | M553-42-15 | -          |
| KLX250R 94-96             | M553-22-15 | -          |
| KX250F 05-18              | M553-42-15 | -          |
| KLX300 97-07              | M553-22-15 | -          |
| KX450F 09-18              | M553-42-15 | -          |
| KLX650R 93-96             | M553-22-15 | -          |
| <b>SUZUKI</b>             |            |            |
| RM80/85 86-09             | M553-30-15 | -          |
| DR100/125/200 82-88       | M553-30-15 | -          |
| DRZ125/L 03-06            | M553-30-15 | -          |
| RM125/250 85-95           | M553-30-15 | -          |
| RM125/250 96-03           | M553-30-15 | -          |
| RM125/250 04-10           | M553-30-15 | -          |
| DR250R 90-93              | M553-30-15 | -          |
| RMX250 89-98              | M553-30-15 | -          |
| RMZ250 05-06              | M553-42-15 | -          |
| RMZ250 07-18              | 0613-1810  | -          |
| DR350R 90-00              | M553-30-15 | -          |
| DRZ400 00-03              | M553-30-15 | -          |
| <b>YAMAHA</b>             |            |            |
| YZ80 95-01                | M553-40-15 | -          |
| YZ85 02-20                | M553-40-15 | -          |
| TTR125/L 00-05            | M553-40-15 | -          |
| TTR250 01-06              | M553-40-15 | -          |
| YZ125 89-99               | M553-40-15 | -          |
| YZ250 89-99               | M553-40-15 | -          |
| WR250 91-96               | M553-40-15 | -          |
| YZ125/250/426F 00         | M553-42-15 | -          |
| YZ125/250 01-07           | M553-42-15 | -          |
| TW200 01-05               | M553-40-15 | -          |

| OEM STYLE CLUTCH LEVER (CON'T) |                         |            |
|--------------------------------|-------------------------|------------|
| MAKE/MODEL/YEAR                | POLISHED                | BLACK      |
| <b>YAMAHA (CON'T)</b>          |                         |            |
| WR250 97                       | M553-40-15              | -          |
| WR250/426F 01-02               | M553-42-15              | -          |
| YZ250F 00-08                   | M553-42-15              | -          |
| WR400F 96-99                   | M553-40-15              | -          |
| WR400F 00                      | M553-42-15              | -          |
| YZ450F 03-08                   | M553-42-15              | -          |
| <b>"SHORTY" CLUTCH LEVERS</b>  |                         |            |
| MAKE/MODEL/YEAR                | POLISHED                | BLACK      |
| <b>HONDA</b>                   |                         |            |
| CR80R 85-97                    | M559-15-27              | M559-10-28 |
| CR80/85R 98-07                 | M559-15-27              | M559-10-28 |
| XR80/100 90-03                 | M559-15-17              | M559-15-18 |
| CRF100 09-18                   | M559-15-17              | M559-15-18 |
| CR125/250R 86-91               | M559-15-27              | M559-10-28 |
| CR125R 92-04                   | M559-15-27              | M559-10-28 |
| CR125R 05-07                   | 0613-0032               | -          |
| CRF150R 07-18                  | M559-15-27              | M559-10-28 |
| XR200R 96-01                   | M559-15-17              | M559-15-18 |
| XR200R 02                      | M559-15-27              | M559-10-28 |
| XR250/350R 86-95               | M559-15-17              | M559-15-18 |
| XR250/400R 96-05               | M559-15-27              | M559-10-28 |
| CR250/500R 92-03               | M559-15-27              | M559-10-28 |
| CR250 04-07                    | 0613-0032               | -          |
| CRF250/450R 04-06              | 0613-0032               | -          |
| CRF250R 07-18                  | 0613-0032               | -          |
| CRF250X 04-09; 12-18           | 0613-0032               | -          |
| CRF450R 02-03                  | M559-15-27              | M559-10-28 |
| CRF450X 05-09; 12-18           | 0613-0032               | -          |
| CRF450R 07-18                  | 0613-0032               | -          |
| XR600R 86-01                   | M559-15-17              | M559-15-18 |
| XR650R 00-07                   | M559-15-27              | M559-10-28 |
| <b>KAWASAKI</b>                |                         |            |
| KX65 00-18                     | M559-20-47              | -          |
| KX80 83-87                     | M559-20-37              | -          |
| KX80 88-93                     | M559-20-37              | -          |
| KX80/100 94-96                 | M559-20-37              | -          |
| KX80/100 97                    | M559-20-37              | -          |
| KX80/100 98-00                 | M559-20-47              | -          |
| KX85/100 01-13                 | M559-20-47              | -          |
| KLX125/L 03-06                 | M559-30-47              | -          |
| KX125/250/500 87-89            | M559-20-37              | -          |
| KX125/250/500 90-92            | M559-20-47              | -          |
| KX125/250/500 93-96            | M559-20-47              | -          |
| KX125/250 97-99                | M559-20-47              | -          |
| KX125 00-05                    | M559-20-47              | -          |
| KDX200 83-88                   | M559-20-37              | -          |
| KDX200/250 89-94               | M559-20-37              | -          |
| KDX200/220 95-06               | M559-20-37              | -          |
| KLX250R 94-96                  | M559-20-37              | -          |
| KX250 84-86                    | M559-20-37              | -          |
| KX250 00-04                    | M559-20-47              | -          |
| KX250 05-08                    | M559-40-67              | -          |
| KX250F 04                      | M559-20-47              | -          |
| KX250F 05-18                   | M559-40-67              | -          |
| KLX300 97-07                   | M559-20-37              | -          |
| KX450F 06-18                   | M559-40-67              | -          |
| KX500 97-04                    | M559-20-47              | -          |
| KLX650R 93-96                  | M559-20-37              | -          |
| <b>KTM</b>                     |                         |            |
| ALL W/MECH CLUTCH 93-98        | M559-50-17 <sup>3</sup> | -          |
| ALL W/HYD CLUTCH 99-05         | M559-50-27 <sup>1</sup> | -          |
| SX/EXC 88-99                   | M559-50-27 <sup>1</sup> | -          |
| 65SX 04-13                     | M559-50-27 <sup>1</sup> | -          |
| 65/85XC 08-09                  | M559-50-27 <sup>1</sup> | -          |
| 85SX 03-11                     | M559-50-27 <sup>1</sup> | -          |
| 105SX 04 & 07-11               | M559-50-27 <sup>1</sup> | -          |
| 105XC 08-09                    | M559-50-27 <sup>1</sup> | -          |
| 125SX 04-08                    | M559-50-27 <sup>1</sup> | -          |
| 125SX 11-13                    | 0613-0827               | -          |
| 125XS 05                       | M559-50-27 <sup>1</sup> | -          |
| 150SX 09-11                    | 0613-0827               | -          |
| 144SX 08                       | M559-50-27 <sup>1</sup> | -          |
| 150XC 10-11                    | 0613-0827               | -          |

| "SHORTY" CLUTCH LEVERS (CON'T) |                         |       |
|--------------------------------|-------------------------|-------|
| MAKE/MODEL/YEAR                | POLISHED                | BLACK |
| <b>KTM (CON'T)</b>             |                         |       |
| 200EXC 04-05                   | M559-50-27 <sup>1</sup> | -     |
| 200SX 03-04                    | M559-50-27 <sup>1</sup> | -     |
| 200XC/XC-W 06-08               | M559-50-27 <sup>1</sup> | -     |
| 200XC 09                       | 0613-0827               | -     |
| 200XC-W 09-11                  | 0613-0827               | -     |
| 250EXC/SX 03-06                | M559-50-27 <sup>1</sup> | -     |
| 250EXC-G 03                    | M559-50-27 <sup>1</sup> | -     |
| 250SX/SXS 07-08                | 0613-0192 <sup>2</sup>  | -     |
| 250SXF 06                      | M559-50-27 <sup>1</sup> | -     |
| 250SXF 07-13                   | 0613-0192 <sup>2</sup>  | -     |
| 250XC 06-13                    | 0613-0192 <sup>2</sup>  | -     |
| 250XC-W 06-11                  | 0613-0192 <sup>2</sup>  | -     |
| 250XCF 07-08                   | 0613-0192 <sup>2</sup>  | -     |
| 250XCF-W 07-11                 | 0613-0192 <sup>2</sup>  | -     |
| 300EXC/MXC 03-05               | M559-50-27 <sup>1</sup> | -     |
| 300XC/XC-W 06-11               | 0613-0192 <sup>2</sup>  | -     |
| 350EXC-F/XCF-W 12-13           | 0613-0192 <sup>2</sup>  | -     |
| 350SXF/XCF 11-13               | 0613-0192 <sup>2</sup>  | -     |
| 400EXC 04-06                   | M559-50-27 <sup>1</sup> | -     |
| 400XC-W 09-10                  | 0613-0192 <sup>2</sup>  | -     |
| 450XC-W 10-12                  | 0613-0192 <sup>2</sup>  | -     |
| 450EXC 04-06                   | M559-50-27 <sup>1</sup> | -     |
| 450EXC 09-11                   | 0613-0192 <sup>2</sup>  | -     |
| 450EXC-G/MXC-G 03              | M559-50-27 <sup>1</sup> | -     |
| 450EXC-R 08                    | 0613-0192 <sup>2</sup>  | -     |
| 450SMR 06                      | M559-50-27 <sup>1</sup> | -     |
| 450SX-F 07-08                  | M559-50-27 <sup>1</sup> | -     |
| 450SX-F 09-12                  | 0613-0827               | -     |
| 450SX/SXS 03-06                | M559-50-27 <sup>1</sup> | -     |
| 450XC 06-07                    | M559-50-27 <sup>1</sup> | -     |
| 450XCF 09                      | M559-50-27 <sup>1</sup> | -     |
| 450XC-W SIX DAYS 10-11         | 0613-0192 <sup>2</sup>  | -     |
| 450SMR 12                      | 0613-0827               | -     |
| 505SX-F/XCF 08                 | M559-50-27 <sup>1</sup> | -     |
| 505XCF 08                      | 0613-0192 <sup>2</sup>  | -     |
| 525EXC 04-06                   | M559-50-27 <sup>1</sup> | -     |
| 525EXC-G/MXC-G 03              | M559-50-27 <sup>1</sup> | -     |
| 525SMR 04-05                   | M559-50-27 <sup>1</sup> | -     |
| 525SX 04-06                    | M559-50-27 <sup>1</sup> | -     |
| 525XC/XC-W 07                  | M559-50-27 <sup>1</sup> | -     |
| 530EXC/XC-W SIX DAYS 09-11     | 0613-0192 <sup>2</sup>  | -     |
| 625SMC 04-06                   | M559-50-27 <sup>1</sup> | -     |
| 625SXC 03-05                   | M559-50-27 <sup>1</sup> | -     |
| <b>SUZUKI</b>                  |                         |       |
| RM60/65/100 03-15              | M559-20-47              | -     |
| RM80/85 86-06                  | M559-30-47              | -     |
| DR100/125/200 82-88            | M559-30-47              | -     |
| RM125-250 85-95                | M559-30-47              | -     |
| RM125/250 96-03                | M559-30-47              | -     |
| RM125/250 04-10                | M559-30-47              | -     |
| DRZ125/L 03-09                 | M559-30-47              | -     |
| DR250R 82-00                   | M559-30-47              | -     |
| RMX250 89-98                   | M559-30-47              | -     |
| RMZ250 04                      | M559-20-47              | -     |
| RMZ250 05-06                   | M559-40-67              | -     |
| RMZ250 07                      | M559-20-47              | -     |
| RMZ250 08-17                   | M559-30-47              | -     |
| DR350R 90-00                   | M559-30-47              | -     |
| DRZ400 00-03                   | M559-30-47              | -     |
| RMZ450 05                      | M559-20-47              | -     |
| RMZ450 06-07                   | M559-20-47              | -     |
| RMZ450 08-17                   | M559-30-47              | -     |
| <b>YAMAHA</b>                  |                         |       |
| YZ80 95-96                     | M559-40-37              | -     |
| YZ80 97-00                     | M559-40-37              | -     |
| YZ80/85 01-18                  | M559-40-37              | -     |
| TTR125L/250 00-05              | M559-40-37              | -     |
| YZ125/250 89-95                | M559-40-37              | -     |
| YZ125/250 96-99                | M559-40-37              | -     |
| YZ125/250/426F 00              | M559-40-67              | -     |
| YZ125/250 01-18                | M559-40-67              | -     |
| TW200 01-05                    | M559-40-37              | -     |
| WR250 91-96                    | M559-40-37              | -     |

| "SHORTY" CLUTCH LEVERS (CON'T) |            |       |
|--------------------------------|------------|-------|
| MAKE/MODEL/YEAR                | POLISHED   | BLACK |
| <b>YAMAHA (CON'T)</b>          |            |       |
| WR250 97                       | M559-40-37 | -     |
| WR250/426F 01-02               | M559-40-67 | -     |
| WR250F 03-04                   | 0613-0034  | -     |
| YZ250F 01-06                   | M559-40-67 | -     |
| YZ250F 07-08                   | M559-40-67 | -     |
| YZ250F 09-18                   | 0613-0427  | -     |
| WR400F 96-99                   | M559-40-37 | -     |
| WR400F 00                      | M559-40-67 | -     |
| YZ426F/450F 01-07              | M559-40-67 | -     |
| WR450F 03-04                   | 0613-0034  | -     |
| YZ450F 08                      | M559-40-67 | -     |
| YZ450F 09-18                   | 0613-0427  | -     |

1 - MAGURA STYLE LEVER/ OEM REFERENCE # 54602031000  
2 - BREMBO STYLE LEVER/ OEM REFERENCE # 54802031000  
3 - OEM REFERENCE # 54602055200

| OEM STYLE BRAKE LEVERS        |            |            |
|-------------------------------|------------|------------|
| MAKE/MODEL/YEAR               | POLISHED   | BLACK      |
| <b>GAS GAS</b>                |            |            |
| 125/200/250/300/<br>450 97-07 | M553-10-11 | M553-10-10 |
| EC/XC 250/30 18               | -          | 0614-1522  |
| <b>HONDA</b>                  |            |            |
| CRF50F 13-18                  | 0614-1526  | 0614-1525  |
| CRF70F 04-12                  | 0614-1528  | 0614-1527  |
| CR80R 85-97                   | M553-13-11 | M553-13-10 |
| CR80/85R 98-07                | M553-10-11 | M553-10-10 |
| XR80/100 90-03                | M553-17-11 | M553-17-10 |
| CR125R 92-04                  | M553-10-11 | M553-10-10 |
| CR125R 05-07                  | M553-10-11 | M553-10-10 |
| CRF150/230F 03-18             | M553-10-11 | M553-10-10 |
| CRF150R 07-18                 | M553-10-11 | M553-10-10 |
| XR200R 02                     | M553-17-11 | M553-17-10 |
| CR250/500R 92-03              | M553-10-11 | M553-10-10 |
| CR250 04-07                   | M553-10-11 | M553-10-10 |
| CRF250/450R 04-06             | M553-10-11 | M553-10-10 |
| CRF250R 07-20                 | 0614-0153  | -          |
| CRF250L 13-19                 | M553-10-11 | -          |
| CRF250X 04-09;<br>12-18       | M553-10-11 | M553-10-10 |
| XR250/350R 86-95              | M553-15-11 | M553-15-10 |
| XR250/400R 96-05              | M553-10-11 | M553-10-10 |
| CRF450R 02-03                 | M553-10-11 | M553-10-10 |
| CRF450R 07-20                 | 0614-0153  | -          |
| CRF450RX 17-19                | 0614-0153  | -          |
| CRF450X 05-09;<br>12-18       | M553-10-11 | M553-10-10 |

| OEM STYLE BRAKE LEVERS (CON'T) |                           |            |
|--------------------------------|---------------------------|------------|
| MAKE/MODEL/YEAR                | POLISHED                  | BLACK      |
| <b>HONDA (CON'T)</b>           |                           |            |
| XR600R 86-01                   | M553-15-11                | M553-15-10 |
| XR650R 00-07                   | M553-10-11                | M553-10-10 |
| <b>HUSABERG</b>                |                           |            |
| TE 125 11-13                   | 0614-1511                 | 0614-1512  |
| FE 250 12-13                   | 0614-1511                 | 0614-1512  |
| TE 250 11-13                   | 0614-1511                 | 0614-1512  |
| TE 300 11-13                   | 0614-1511                 | 0614-1512  |
| FE 390 10-12                   | 0614-1511                 | 0614-1512  |
| FE 450 09-13                   | 0614-1511                 | 0614-1512  |
| FE 501 13                      | 0614-1511                 | 0614-1512  |
| FE 570 09-12                   | 0614-1511                 | 0614-1512  |
| <b>HUSQVARNA</b>               |                           |            |
| FE 250 13                      | 0614-1511                 | 0614-1512  |
| FE 350 13                      | 0614-1511                 | 0614-1512  |
| <b>KAWASAKI</b>                |                           |            |
| KX65 00-20                     | M553-23-10                | -          |
| KX80 88-93                     | M553-22-10                | -          |
| KX80/100 94-96                 | M553-20-10                | -          |
| KX80/100 97                    | M553-21-15                | -          |
| KX80/100 98-00                 | M553-21-15                | -          |
| KX85 01-20                     | M553-23-10                | -          |
| KX100 01-20                    | M553-23-10                | -          |
| KLX125L 03-06                  | M553-30-10                | -          |
| KX125/250/500<br>88-92         | M553-22-10                | -          |
| KX125/250/500<br>93-96         | M553-20-10                | -          |
| KX125/250 97-99                | M553-21-15                | -          |
| KX125 00-05                    | M553-23-10                | -          |
| KDX200/250 89-94               | M553-22-10                | -          |
| KDX200/220 95-06               | M553-20-10                | -          |
| KLX250R 94-96                  | M553-20-10                | -          |
| KX250 00-04                    | M553-23-10                | -          |
| KX250 05-08                    | M553-23-10                | -          |
| KX250F 04                      | M553-23-10                | -          |
| KX250F 05-12                   | M553-23-10                | -          |
| KX250F 13-18                   | 0614-0164                 | -          |
| KLX300 97-07                   | M553-20-10                | -          |
| KX450F 06-12                   | M553-23-10                | -          |
| KX450F 13-18                   | 0614-0164                 | -          |
| KX500 97-04                    | M553-21-15                | -          |
| KLX650R 93-96                  | M553-20-10                | -          |
| <b>KTM</b>                     |                           |            |
| ALL W/HYDRAULIC<br>BRAKE 93-98 | M553-50-10 <sup>1/4</sup> | -          |
| 65SX 04-08                     | 0614-0015 5               | -          |

| OEM STYLE BRAKE LEVERS (CON'T)                |                           |           |
|---|---------------------------|-----------|
| MAKE/MODEL/YEAR                               | POLISHED                  | BLACK     |
| <b>KTM (CON'T)</b>                            |                           |           |
| 505SX-F 07-08                                 | 0614-1511                 | 0614-1512 |
| SX/EXC 93-99                                  | M553-50-10 <sup>1/4</sup> | -         |
| SX/EXC 03-04                                  | 0614-0044 <sup>3</sup>    | -         |
| SX/EXC/XC 05-11 W/<br>MAGURA CLUTCH           | 0614-0066 <sup>2</sup>    | -         |
| SX/XC/XC-F/<br>XC-W 06-11 W/<br>BREMBO CLUTCH | 0614-0066 <sup>2</sup>    | -         |
| <b>SUZUKI</b>                                 |                           |           |
| RM65 03-05                                    | M553-23-10                | -         |
| RM80 86-01                                    | M553-30-10                | -         |
| RM85 02-04                                    | M553-30-10                | -         |
| RM85 05-10, 12                                | M553-23-10                | -         |
| RM100 03                                      | M553-23-10                | -         |
| DRZ125L 03-09                                 | M553-30-10                | -         |
| RM125-250 85-95                               | M553-30-10                | -         |
| RM125/250 96-03                               | M553-31-10                | -         |
| RM125/250 04-10                               | M553-23-10                | -         |
| DR250R 90-93                                  | M553-30-10                | -         |
| RMX250 89-98                                  | M553-30-10                | -         |
| DR350R 90-00                                  | M553-30-10                | -         |
| DRZ400 00-03                                  | M553-31-10                | -         |
| <b>YAMAHA</b>                                 |                           |           |
| YZ80 95-96                                    | M553-40-10                | -         |
| YZ80 97-00                                    | M553-41-10                | -         |
| YZ80/85 01-15                                 | M553-23-10                | -         |
| TTR125L/250 00-04                             | M553-40-10                | -         |
| YZ125/250 89-95                               | M553-40-10                | -         |
| YZ125/250 96-99                               | M553-41-10                | -         |
| YZ125/250/426F 00                             | M553-41-10                | -         |
| YZ125/250 01-07                               | M553-23-10                | -         |
| WR250 91-96                                   | M553-40-10                | -         |
| WR250 97                                      | M553-41-10                | -         |
| WR250/426F 01-02                              | M553-23-10                | -         |
| WR250F/450F 03-18                             | M553-23-10                | -         |
| YZ250F 01-06                                  | M553-23-10                | -         |
| WR400F 96-00                                  | M553-41-10                | -         |
| YZ426/450 01-07                               | M553-23-10                | -         |

1 - NOT FOR KTM 65/85 SX  
2 - OEM REFERENCE # 54813002100  
3 - OEM REFERENCE # 54813002200  
4 - OEM REFERENCE # 50213020000  
5 - OEM REFERENCE # 47013002000 - 47013001000

APPAREL

HELMETS &  
GOGGLES

RIDER  
ARMOR

OUTERWEAR

YOUTH

LUGGAGE &  
PACKS

BIKE  
BODY

BIKE  
CONTROLS

BIKE  
SUSPENSION

BIKE  
BRAKING

BIKE  
DRIVE

BIKE  
BEARINGS

BIKE  
ENGINE

BIKE  
ELECTRICAL

BIKE  
EXHAUST

BIKE  
WHEELS

BICYCLE

GARAGE &  
PROMO

SIZING  
CHART



CODY BARNES





**LEVER REPLACEMENT PARTS**

**\$3<sup>95</sup> - \$32<sup>95</sup>**

- Replacement pivot bolts, hot starters, hot start levers and adjusters for various Moose Racing® levers

| DESCRIPTION                         | PART #    |
|-------------------------------------|-----------|
| COMPLETE YAMAHA HOT STARTER         | 0615-0244 |
| YZF HOT STARTER LEVER ONLY - BLACK  | 0615-0245 |
| CRF HOT STARTER LEVER ONLY - SILVER | 0615-0246 |
| PIVOT BOLT XR                       | 0615-0247 |
| PIVOT BOLT CR                       | 0615-0248 |
| PIVOT BOLT KTM                      | 0615-0249 |
| PIVOT BOLT DR                       | 0615-0250 |
| PIVOT BOLT KX                       | 0615-0251 |
| PIVOT BOLT YZ                       | 0615-0252 |
| PIVOT BOLT YZF                      | 0615-0253 |
| REPLACEMENT YAMAHA ADJUSTER         | 0615-0254 |
| REPLACEMENT UNIVERSAL REGULATOR     | 0615-0181 |
| REPLACEMENT ADJUSTER                | 0615-0256 |
| REPLACEMENT HOT STARTER SYSTEM      | 0615-0257 |
| REPLACEMENT PERCH INSERTS 3PK       | 0615-0180 |
| YAMAHA YZ/YZF/OEM HOT START ADAPTER | 0615-0002 |



**EZ ADJUST CLUTCH PERCH**

**\$32<sup>95</sup>**

- Quick adjust clutch perch is an upgrade over OEM
- Good for on-the-fly adjustment of cable tension
- Nylon insert allows rotation upon impact
- Compatible with OEM and Moose Racing® levers

| EZ ADJUST PERCH  |         |
|------------------|---------|
| MAKE/MODEL/YEAR  | PART #  |
| <b>HONDA</b>     |         |
| CR80R 85-97      | M556-16 |
| CR80/85R 98-07   | M556-16 |
| XR80/100 90-03   | M556-17 |
| CR125/250R 86-91 | M556-16 |
| CR125R 92-04     | M556-16 |
| XR200R 02        | M556-16 |
| CR250/500R 92-03 | M556-16 |
| XR250/400R 96-05 | M556-16 |
| XR250/350R 86-95 | M556-17 |
| XR600R 86-01     | M556-17 |
| XR650R 00-05     | M556-16 |
| <b>KAWASAKI</b>  |         |
| KX65 00-18       | M556-20 |
| KX80 83-87       | M556-30 |
| KX80 88-93       | M556-30 |
| KX80/100 94-96   | M556-30 |

| EZ ADJUST PERCH (CON'T) |         |
|-------------------------|---------|
| MAKE/MODEL/YEAR         | PART #  |
| <b>KAWASAKI (CON'T)</b> |         |
| KX80/100 97             | M556-30 |
| KX80/100 98-00          | M556-20 |
| KX85/100 01-18          | M556-20 |
| KLX125/L 03-06          | M556-30 |
| KX125/250/500 87-89     | M556-30 |
| KX125/250/500 90-96     | M556-20 |
| KX125/250 97-99         | M556-20 |
| KX125 00-05             | M556-20 |
| KDX200 83-88            | M556-30 |
| KDX200/250 89-94        | M556-30 |
| KDX200/220 95-06        | M556-30 |
| KX250 84-86             | M556-30 |
| KX250 00-04             | M556-20 |
| KLX250R 94-96           | M556-30 |
| KLX300 97-03            | M556-30 |
| KX500 97-04             | M556-20 |
| KLX650R 93-96           | M556-30 |
| <b>SUZUKI</b>           |         |
| RM60/65/100 03-06       | M556-20 |
| RM80/85 86-06           | M556-30 |
| DR100/125/200 82-88     | M556-30 |
| DRZ125/L 03-06          | M556-30 |
| RM125/250 85-03         | M556-30 |
| DR250R 82-00            | M556-30 |
| RMX250 89-98            | M556-30 |
| RMZ250 08-12            | M556-30 |
| DR350R 90-00            | M556-30 |
| DRZ400 00-11            | M556-30 |
| RMZ450 05               | M556-20 |
| RMZ450 08-12            | M556-30 |
| <b>YAMAHA</b>           |         |
| YZ80 95-00              | M556-40 |
| YZ85 02-18              | M556-40 |
| TTR125L/250 00-05       | M556-40 |
| YZ125/250 86-99         | M556-40 |
| WR250 91-97             | M556-40 |
| WR400F 96-99            | M556-40 |



**NEW**

**THROTTLE HOUSINGS**

**\$32<sup>95</sup>**

- Made from die cast aluminum to fit most late model motorcycles
- Includes all necessary rubber boots, pulleys, bolts and adjusters

| THROTTLE HOUSINGS   |           |
|---|-----------|
| MAKE/MODEL/YEAR   | PART #    |
| <b>HONDA</b>  |           |
| DRUM BRAKE HONDA CR UP TO 34MM CARBURETOR PRE-1984          | 0652-2452 |
| EARLY DISC-BRAKE HONDA CR FOR USE W/ 30-38MM CARBURETOR N/A | 0652-2453 |
| CRF250F 19-23   | 0652-2454 |
| <b>HUSQVARNA</b>  |           |
| 250 FC 16-23  | 0632-0877 |
| 350 FC 16-23  | 0632-0877 |
| 450 FC 16-23  | 0632-0877 |
| FE/FS/FX 4T 16-23   | 0632-0877 |

| THROTTLE HOUSINGS (CON'T)  |           |
|----------------------------|-----------|
| MAKE/MODEL/YEAR            | PART #    |
| <b>KAWASAKI</b>            |           |
| KX125 74-05                | 0652-2451 |
| KX250 74-23                | 0652-2451 |
| <b>KTM</b>                 |           |
| 250 SX-F 16-23             | 0632-0877 |
| 350 SX-F 16-23             | 0632-0877 |
| 450 SX-F 16-23             | 0632-0877 |
| 250 EXC-F 16-23            | 0632-0877 |
| 350 EXC-F 16-23            | 0632-0877 |
| 450 EXC-F 16-23            | 0632-0877 |
| 500 EXC-F 16-23            | 0632-0877 |
| 250 XC-F 16-23             | 0632-0877 |
| 350 XC-F 16-23             | 0632-0877 |
| 450 XC-F 16-23             | 0632-0877 |
| 505 XC-F 16-23             | 0632-0877 |
| 250 EXC TPI 16-23          | 0632-0877 |
| 300 EXC TPI 16-23          | 0632-0877 |
| 85 SX 18-23                | 0632-0878 |
| 125 SX 16-23               | 0632-0878 |
| 150 SX 16-23               | 0632-0878 |
| 250 SX 17-23               | 0632-0878 |
| <b>UNIVERSAL</b>           |           |
| SMOOTH PULL STYLE THROTTLE | 0652-2449 |
| <b>YAMAHA</b>              |           |
| YZ125 96-23                | 0652-2450 |
| YZ250 96-23                | 0652-2450 |
| YZ125X 20-23               | 0652-2450 |
| YZ250X 16-23               | 0652-2450 |



### HOT START CABLE

**\$8.95 - \$9.95**

- Moose hot start cables are an exact replacement for your damaged OEM cable
- Black PVC outer housing for maximum flexibility and durability
- Steel inner casing is tightly coiled for low compression ratios
- Pre-lubricated nylon inner sleeve guarantees smooth operation and longer life
- All wire ends are bird-caged prior to terminal casting for superior pull out resistance

#### HOT START CABLE

| DESCRIPTION      | PART #    |
|------------------|-----------|
| <b>HONDA</b>     |           |
| CRF150R 07-09    | 0654-0051 |
| CRF 150 RB 07-09 | 0654-0051 |
| CRF 150 RB 12-22 | 0654-0051 |
| CRF 250R 04-06   | 0654-0050 |
| CRF 250R 07      | 0654-0050 |
| CRF 250R 08-09   | 0654-0050 |
| CRF 250X 04-06   | 0654-0050 |
| CRF 250X 07      | 0654-0050 |

#### HOT START CABLE (CON'T)

| DESCRIPTION          | PART #    |
|----------------------|-----------|
| <b>HONDA (CON'T)</b> |           |
| CRF 250X 08-17       | 0654-0050 |
| CRF 450R 02-06       | 0654-0050 |
| CRF 450R 07-08       | 0654-0050 |
| CRF 450 05-06        | 0654-0050 |
| CRF 450X 07-17       | 0654-0050 |
| <b>KAWASAKI</b>      |           |
| KX 250F 04-10        | 0654-0050 |
| KLX 450R 08-09       | 0654-0055 |
| KLX 450R 0(AU) 18-19 | 0654-0055 |
| KXF 450 06-08        | 0654-0055 |
| <b>KTM</b>           |           |
| SX-F 250 05-10       | 0654-0057 |
| SX-F 450 07-12       | 0654-0057 |
| <b>SUZUKI</b>        |           |
| RMZ 250 07-15        | 0654-0054 |
| RMZ 450 06-07        | 0654-0053 |
| RMZ 450 08-12        | 0654-0054 |
| RMZ 450 13-14        | 0654-0056 |
| <b>YAMAHA</b>        |           |
| WR 250F 03-06        | 0654-0052 |
| WR 250F 07-14        | 0654-0053 |
| YZ 250F 03-05        | 0654-0052 |
| YZ250F 07-09         | 0654-0053 |
| YZ 250F 10-13        | 0654-0054 |
| WR 450F 03-06        | 0654-0052 |
| WR 450F 07-11        | 0654-0053 |
| YZ 450F 03-05        | 0654-0052 |
| YZ 450F 06-08        | 0654-0053 |

APPAREL

HELMETS & GOGGLES

RIDER ARMOR

OUTERWEAR

YOUTH

LUGGAGE & PACKS

BIKE BODY

BIKE CONTROLS



### OEM STYLE CLUTCH PERCH

**\$24.95 - \$42.95**

- Made from cast aluminum
- Includes cable adjuster and pivot bolt
- Many include hot start; hot starts available separately for some applications
- Compatible with OEM and Moose Racing® levers

#### OEM STYLE CLUTCH PERCH

| MAKE/MODEL/YEAR      | POLISHED               | BLACK   |
|----------------------|------------------------|---------|
| <b>HONDA</b>         |                        |         |
| XR80/100R 96-03      | M555-17                | M555-15 |
| CR80R 85-97          | M555-16                | M555-10 |
| CR80/85R 98-07       | M555-16                | M555-10 |
| CRF100 04-15         | M555-17                | M555-15 |
| CR125/250R 86-91     | M555-16                | M555-10 |
| CR125R 92-04         | M555-16                | M555-10 |
| CR125R 05-07         | 0615-0015              | -       |
| CRF150R 07-18        | 0615-0003 <sup>2</sup> | -       |
| XR200R 96-02         | M555-17                | M555-15 |
| CR250/500R 92-03     | M555-16                | M555-10 |
| CR250 04-07          | 0615-0015              | -       |
| CRF250/450R 04-06    | 0615-0016 <sup>2</sup> | -       |
| CRF250R 07-18        | 0615-0016 <sup>2</sup> | -       |
| CRF250X 04-09; 12-18 | 0615-0016 <sup>2</sup> | -       |
| XR250/350R 86-95     | M555-17                | M555-15 |
| XR250/400R 96-05     | M555-16                | M555-10 |
| CRF450R 02-03        | 0615-0003 <sup>2</sup> | -       |
| CRF450R 07-08        | 0615-0016 <sup>2</sup> | -       |
| CRF450R 09-18        | 0615-0015              | -       |

#### OEM STYLE CLUTCH PERCH (CON'T)

| MAKE/MODEL/YEAR         | POLISHED               | BLACK   |
|-------------------------|------------------------|---------|
| <b>HONDA (CON'T)</b>    |                        |         |
| CRF450X 05-09; 12-18    | 0615-0016 <sup>2</sup> | -       |
| XR600R 86-01            | M555-17                | M555-15 |
| XR650R 00-07            | M555-16                | M555-10 |
| <b>KAWASAKI</b>         |                        |         |
| KX65 00-15              | M555-20                | -       |
| KX80 83-87              | M555-30                | -       |
| KX80 88-93              | M555-30                | -       |
| KX80/100 94-97          | M555-30                | -       |
| KX80/100 98-00          | M555-20                | -       |
| KX85/100 01-13          | M555-20                | -       |
| KLX125/L 03-06          | M555-30                | -       |
| KX125/250/500 87-89     | M555-30                | -       |
| KX125/250/500 90-92     | M555-20                | -       |
| KX125/250/500 93-96     | M555-20                | -       |
| KX125/250 97-99         | M555-20                | -       |
| KX125 00-05             | M555-20                | -       |
| KDX200 83-88            | M555-30                | -       |
| KDX200/250 89-94        | M555-30                | -       |
| KDX200/220 95-06        | M555-30                | -       |
| KLX250R 94-96           | M555-30                | -       |
| KX250 84-86             | M555-30                | -       |
| KX250 00-04             | M555-20                | -       |
| KX250 05-08             | M555-42                | -       |
| KX250F 04               | 0615-0017 <sup>2</sup> | -       |
| KX250F 05-18            | 0615-0037 <sup>2</sup> | -       |
| KX250F 11               | M555-20                | -       |
| KLX300 97-07            | M555-30                | -       |
| KX450F 06-08            | 0615-0037 <sup>2</sup> | -       |
| KX450F 09-18            | M555-20                | -       |
| KLX650R 93-96           | M555-30                | -       |
| <b>KTM</b>              |                        |         |
| ALL W/MECH CLUTCH 93-98 | M555-50 <sup>4</sup>   | -       |
| <b>SUZUKI</b>           |                        |         |
| RM60/65/100 03-09       | M555-20                | -       |
| RM80/85 86-06           | M555-30                | -       |
| DR100/125/200 82-88     | M555-30                | -       |
| DRZ125/L 03-06          | M555-30                | -       |
| RM125/250 85-10         | M555-30                | -       |
| DR250R 82-00            | M555-30                | -       |
| RMZ250 04               | 0615-0017 <sup>2</sup> | -       |

#### OEM STYLE CLUTCH PERCH (CON'T)

| MAKE/MODEL/YEAR       | POLISHED               | BLACK |
|-----------------------|------------------------|-------|
| <b>SUZUKI (CON'T)</b> |                        |       |
| RMZ250 05-06          | 0615-0037 <sup>2</sup> | -     |
| RMZ250 07             | 0615-0050 <sup>2</sup> | -     |
| RMZ250 08-17          | M555-30 <sup>3</sup>   | -     |
| RMX250 89-98          | M555-30                | -     |
| DR350R 90-00          | M555-30                | -     |
| DRZ400 00-03          | M555-30                | -     |
| RMZ450 05             | M555-20                | -     |
| RMZ450 06-07          | 0615-0050 <sup>2</sup> | -     |
| RMZ450 08-12, 14-17   | M555-30 <sup>3</sup>   | -     |
| <b>YAMAHA</b>         |                        |       |
| YZ80 95-96            | M555-40                | -     |
| YZ80 97-00            | M555-40                | -     |
| YZ80/85 01-14         | M555-40                | -     |
| TTR125L/250 00-05     | M555-40                | -     |
| YZ125/250 89-95       | M555-40                | -     |
| YZ125/250 96-99       | M555-40                | -     |
| YZ125/250/426F 00     | M555-42 1              | -     |
| YZ125/250 01-14       | M555-42 1              | -     |
| WR250 91-96           | M555-40                | -     |
| WR250 97              | M555-40                | -     |
| WR250/426F 01-02      | 0615-0058 <sup>2</sup> | -     |
| WR250F/450F 03-12     | 0615-0018 <sup>2</sup> | -     |
| YZ250F 01-06          | 0615-0058 <sup>2</sup> | -     |
| YZ250F 07-08          | 0615-0058 <sup>2</sup> | -     |
| WR400F 96-99          | M555-40                | -     |
| WR400F 00             | 0615-0058 <sup>2</sup> | -     |
| YZ426/450F 01-07      | 0615-0058 <sup>2</sup> | -     |
| YZ450F 08             | 0615-0058 <sup>2</sup> | -     |

1 - FOR 4-STROKES, HOT START ADAPTOR SOLD SEPARATELY, PART #0615-0002

2 - PERCH INCLUDES HOT START LEVER

3 - THE NEW RMZ250/450 08 USES A HOT STARTER IN THE RIGHT BRAKE ROTOR

4 - NOT FOR KTM 65/85 SX

BIKE SUSPENSION

BIKE BRAKING

BIKE DRIVE

BIKE BEARINGS

BIKE ENGINE

BIKE ELECTRICAL

BIKE EXHAUST

BIKE WHEELS

BICYCLE

GARAGE & PROMO

-sizing CHART





**CONTROL CABLES**

**\$9.95 - \$62.95**

- Clutch and throttle cable assemblies
- Black PVC outer jacket for maximum flexibility and durability
- Tightly coiled steel inner casing for low compression ratios
- A pre-lubricated nylon inner sleeve guarantees smooth operation and long life
- All wire ends are bird caged prior to terminal casting for superior pull-out resistance
- EPDM molded rubber components for high UV resistance and long life
- Injected molded components are manufactured from high strength POM material

**CONTROL CABLES**

| MAKE/MODEL/YEAR             | CLUTCH/THROTTLE # |
|-----------------------------|-------------------|
| <b>BETA</b>                 |                   |
| RR 2T 125 19-22 CLUTCH      | -                 |
| THROTTLE                    | 0650-1216         |
| RR 2T 125 RACE 21-22 CLUTCH | -                 |
| THROTTLE                    | 0650-1216         |
| RR 2T 200 19-22 CLUTCH      | -                 |
| THROTTLE                    | 0650-1216         |
| RR 2T 200 RACE 21-22 CLUTCH | -                 |
| THROTTLE                    | 0650-1216         |
| RR 2T 250 13-22             | -                 |
| THROTTLE                    | 0650-1216         |
| RR 2T 250 RACE 22           | -                 |
| THROTTLE                    | 0650-1216         |
| RR 2T 300 13-22 CLUTCH      | -                 |
| THROTTLE                    | 0650-1216         |
| RR 2T 300 RACE CLUTCH       | -                 |
| THROTTLE                    | 0650-1216         |
| RX 2T 300 CLUTCH 21-22      | -                 |
| THROTTLE                    | 0650-1216         |
| <b>GAS GAS</b>              |                   |
| MC 65 21-22 CLUTCH          | -                 |
| THROTTLE                    | 0650-1217         |
| MC 85 19/16 21-22 CLUTCH    | -                 |
| THROTTLE                    | 0650-1718         |
| MC 125 21-22 CLUTCH         | -                 |
| THROTTLE                    | 0650-1704         |
| EX 250F 21-22 CLUTCH        | -                 |
| THROTTLE                    | 0650-1724         |
| MC 250F 21-22 CLUTCH        | -                 |
| THROTTLE                    | 0650-1724         |
| EC 300 21-22 CLUTCH         | -                 |
| THROTTLE                    | 0650-1725         |
| EX 300 21-22 CLUTCH         | -                 |
| THROTTLE                    | 0650-1725         |
| EX 350F 21-22 CLUTCH        | -                 |
| THROTTLE                    | 0650-1724         |
| EX 350F 21-22 CLUTCH        | -                 |
| THROTTLE                    | 0650-1724         |
| MC 450F 21-22 CLUTCH        | -                 |
| THROTTLE                    | 0650-1724         |
| <b>HONDA</b>                |                   |
| CRF50F 04-12 CLUTCH         | -                 |
| THROTTLE (PULL)             | 0650-1245         |
| XR50R 00-03 CLUTCH          | -                 |
| THROTTLE (PULL)             | 0650-1245         |
| Z-50R 86-99 CLUTCH          | -                 |

**CONTROL CABLES (CON'T)**

| MAKE/MODEL/YEAR         | CLUTCH/THROTTLE # |
|-------------------------|-------------------|
| <b>HONDA (CON'T)</b>    |                   |
| THROTTLE (PULL)         | 0650-1245         |
| Z-50RD 86 CLUTCH        | -                 |
| THROTTLE (PULL)         | 0650-1245         |
| CRF70F 04-12 CLUTCH     | -                 |
| THROTTLE (PULL)         | 0650-1244         |
| CT70 TRAIL 91-94 CLUTCH | -                 |
| THROTTLE (PULL)         | 0650-1244         |
| XR70R 97-03 CLUTCH      | -                 |
| THROTTLE (PULL)         | 0650-1244         |
| XL75 77-79 CLUTCH       | 0652-1675         |
| THROTTLE (PULL)         | -                 |
| XR75 73-78 CLUTCH       | 0652-1676         |
| THROTTLE (PULL)         | -                 |
| CR80 80-83 CLUTCH       | 0652-1677         |
| THROTTLE (PULL)         | -                 |
| CR80 84-95 CLUTCH       | 0652-1677         |
| THROTTLE (PULL)         | 0650-1176         |
| CR80R 96-02 CLUTCH      | 0652-1677         |
| THROTTLE (PULL)         | 0650-1177         |
| CR80RB 96-02 CLUTCH     | 0652-1677         |
| THROTTLE (PULL)         | 0650-1177         |
| CRF80F 04-13 CLUTCH     | 0652-1676         |
| THROTTLE (PULL)         | 0650-1178         |
| XL80S 80-85 CLUTCH      | 0652-1675         |
| THROTTLE (PULL)         | -                 |
| XR80 79-82 CLUTCH       | 0652-1676         |
| THROTTLE (PULL)         | -                 |
| XR80 83-84 CLUTCH       | 0652-1676         |
| THROTTLE (PULL)         | 0650-1176         |
| XR80R 85 CLUTCH         | 0652-1676         |
| THROTTLE (PULL)         | 0650-1176         |
| XR80R 86-03 CLUTCH      | 0652-1676         |
| THROTTLE (PULL)         | 0650-1178         |
| CR85R/RB 03-07 CLUTCH   | 0652-1677         |
| THROTTLE (PULL)         | 0650-1177         |
| CRF100F 04-13 CLUTCH    | 0652-1676         |
| THROTTLE (PULL)         | 0650-1179         |
| XL100S 81-85 CLUTCH     | 0652-1675         |
| THROTTLE (PULL)         | -                 |
| XR100 81-84 CLUTCH      | 0652-1675         |
| THROTTLE (PULL)         | -                 |
| XR100R 85 CLUTCH        | 0652-1676         |
| THROTTLE (PULL)         | -                 |
| XR100R 86-03 CLUTCH     | 0652-1676         |
| THROTTLE (PULL)         | 0650-1179         |
| CR125R 84 CLUTCH        | 0652-1768         |
| THROTTLE (PULL)         | 0650-1180         |
| CR125R 85-86 CLUTCH     | 0652-1768         |

**CONTROL CABLES (CON'T)**

| MAKE/MODEL/YEAR        | CLUTCH/THROTTLE # |
|------------------------|-------------------|
| <b>HONDA (CON'T)</b>   |                   |
| THROTTLE (PULL)        | 0650-1266         |
| CR125R 87-89 CLUTCH    | 0652-1679         |
| THROTTLE (PULL)        | 0650-1266         |
| CR125R 90-92 CLUTCH    | 0652-1679         |
| THROTTLE (PULL)        | -                 |
| CR125R 93-97 CLUTCH    | 0652-1679         |
| THROTTLE (PULL)        | 0650-1180         |
| CR125R 98-99 CLUTCH    | 0652-1680         |
| THROTTLE (PULL)        | 0650-1180         |
| CR125R 00-03 CLUTCH    | 0652-1679         |
| THROTTLE (PULL)        | 0650-1181         |
| CR125R 04-07 CLUTCH    | 0652-1678         |
| THROTTLE (PULL)        | -                 |
| CRF125F 14-18 CLUTCH   | 0652-1997         |
| THROTTLE (PULL)        | -                 |
| XL125 79-84 CLUTCH     | 0652-1681         |
| THROTTLE (PULL)        | -                 |
| CRF150F 03-05 CLUTCH   | 0652-1684         |
| THROTTLE (PUSH/PULL)   | 0650-1183         |
| CRF150F 07-20 CLUTCH   | 0652-1682         |
| CRF150R CLUTCH 12-22   | -                 |
| THROTTLE (PUSH/PULL)   | 0650-1184         |
| CRF150 RB 07-22 CLUTCH | 0652-1682         |
| THROTTLE (PUSH)        | 0650-1184         |
| XL185S 79-83 CLUTCH    | 0652-1681         |
| THROTTLE (PUSH/PULL)   | -                 |
| XR185 79 CLUTCH        | 0652-1681         |
| THROTTLE (PUSH/PULL)   | -                 |
| XL200R 83-84 CLUTCH    | 0652-1681         |
| THROTTLE (PUSH/PULL)   | 0650-1266         |
| XR200 80-84 CLUTCH     | 0652-1681         |
| THROTTLE (PUSH/PULL)   | -                 |
| XR200R 81-83 CLUTCH    | 0652-1681         |
| THROTTLE (PUSH/PULL)   | 0650-1266         |
| XR200R 86-02 CLUTCH    | 0652-1681         |
| THROTTLE (PUSH/PULL)   | 0650-1186         |
| CRF230F 03-19 CLUTCH   | 0652-1684         |
| THROTTLE (PUSH/PULL)   | 0650-1187         |
| CR250R 84 CLUTCH       | 0652-1723         |
| THROTTLE (PULL)        | 0650-1180         |
| CR250R 85 CLUTCH       | 0652-1723         |
| THROTTLE 9PULL         | 0650-1266         |
| CR250R 86-89 CLUTCH    | 0652-1723         |
| THROTTLE (PULL)        | 0650-1192         |
| CR250R 90-97 CLUTCH    | 0652-1723         |
| THROTTLE (PULL)        | 0650-1180         |
| CR250R 98-04 CLUTCH    | 0652-1686         |
| THROTTLE (PULL)        | 0650-1180         |
| CR250R 05-07 CLUTCH    | 0652-1686         |
| THROTTLE (PULL)        | 0650-1181         |
| CRF250R 04-06 CLUTCH   | 0652-1688         |
| THROTTLE (PUSH/PULL)   | 0650-1709         |
| CRF250R 07 CLUTCH      | 0652-1688         |
| THROTTLE (PUSH/PULL)   | 0650-1193         |
| CRF250R 08-09 CLUTCH   | 0652-1687         |
| THROTTLE (PUSH/PULL)   | 0650-1193         |
| CRF250R 10-13 CLUTCH   | 0652-1749         |
| THROTTLE (PUSH/PULL)   | 0650-1194         |
| CRF250R 14-17 CLUTCH   | 0652-1942         |
| THROTTLE (PUSH/PULL)   | -                 |
| CRF250R CLUTCH 18-21   | 0652-2338         |
| THROTTLE (PUSH/PULL)   | 0650-1707         |
| CRF250R CLUTCH 22      | 0652-2338         |
| THROTTLE (PUSH/PULL)   | -                 |
| CRF250RX CLUTCH 19-21  | 0652-2338         |
| THROTTLE (PUSH/PULL)   | 0650-1707         |
| CRF250RX CLUTCH 22     | 0652-2338         |
| THROTTLE (PUSH/PULL)   | -                 |
| CRF250L CLUTCH 19-20   | 0652-1689         |
| THROTTLE (PUSH/PULL)   | 0650-1726         |
| CRF250R 18-20 CLUTCH   | 0652-2336         |
| THROTTLE (PUSH/PULL)   | -                 |
| CRF250X 04-06 CLUTCH   | 0652-1689         |

**CONTROL CABLES (CON'T)**

| MAKE/MODEL/YEAR        | CLUTCH/THROTTLE # |
|------------------------|-------------------|
| <b>HONDA (CON'T)</b>   |                   |
| THROTTLE (PUSH/PULL)   | 0650-1709         |
| CRF250X 07 CLUTCH      | 0652-1689         |
| THROTTLE (PUSH/PULL)   | 0650-1193         |
| CRF250X 08-17 CLUTCH   | 0652-1688         |
| THROTTLE (PUSH/PULL)   | 0650-1193         |
| CRF250RX 19-20 CLUTCH  | 0652-2338         |
| THROTTLE (PUSH/PULL)   | 0650-1707         |
| XL250R 84-85 CLUTCH    | -                 |
| THROTTLE (PUSH/PULL)   | 0650-1196         |
| XL250R 86-87 CLUTCH    | -                 |
| THROTTLE (PUSH/PULL)   | -                 |
| XR250R 84-85 CLUTCH    | -                 |
| THROTTLE (PUSH/PULL)   | 0650-1196         |
| XR250R 86-85 CLUTCH    | -                 |
| THROTTLE (PUSH/PULL)   | 0650-1272         |
| XR250R 96-04 CLUTCH    | 0652-1747         |
| THROTTLE (PUSH/PULL)   | 0650-1195         |
| XL350R 84-85 CLUTCH    | -                 |
| THROTTLE (PUSH/PULL)   | 0650-1196         |
| XR350R 83-84 CLUTCH    | -                 |
| THROTTLE (PUSH/PULL)   | 0650-1196         |
| XR400R 96-04 CLUTCH    | 0652-1748         |
| THROTTLE (PUSH/PULL)   | 0650-1264         |
| CRF450R 02-06 CLUTCH   | 0652-1689         |
| THROTTLE (PUSH/PULL)   | 0650-1709         |
| CRF450X 05-06 CLUTCH   | 0652-1751         |
| THROTTLE (PUSH/PULL)   | 0650-1709         |
| CRF450X 07-17 CLUTCH   | 0652-1751         |
| THROTTLE (PUSH/PULL)   | 0650-1193         |
| CRF450R 07-08 CLUTCH   | 0652-1689         |
| THROTTLE (PUSH/PULL)   | 0650-1193         |
| CRF450R 09-12 CLUTCH   | 0652-1749         |
| THROTTLE (PUSH/PULL)   | 0650-1194         |
| CRF450R 13-14 CLUTCH   | 0652-1750         |
| THROTTLE (PUSH/PULL)   | 0650-1194         |
| CRF450R 15-16 CLUTCH   | 0652-1943         |
| THROTTLE (PUSH/PULL)   | 0650-1194         |
| CRF450R 17 CLUTCH      | 0652-2312         |
| THROTTLE (PUSH/PULL)   | 0650-1707         |
| CRF450R 18 CLUTCH      | -                 |
| CRF450R 19-20 CLUTCH   | 0652-2336         |
| THROTTLE (PUSH/PULL)   | 0650-1707         |
| CRF450R 21 CLUTCH      | -                 |
| THROTTLE (PUSH/PULL)   | 0650-1707         |
| CRF450RL 22 CLUTCH     | 0652-1689         |
| THROTTLE (PUSH/PULL)   | 0650-1707         |
| CRF450RWE 19-20 CLUTCH | 0652-2336         |
| THROTTLE (PUSH/PULL)   | 0650-1707         |
| CRF450RWE 21 CLUTCH    | -                 |
| THROTTLE (PUSH/PULL)   | 0650-1707         |
| CRF450RX 17 CLUTCH     | -                 |
| THROTTLE (PUSH/PULL)   | 0650-1707         |
| CRF450RX 18 CLUTCH     | 0652-2312         |
| THROTTLE (PUSH/PULL)   | 0650-1707         |
| CRF450RX 19-20 CLUTCH  | 0652-2336         |
| THROTTLE (PUSH/PULL)   | 0650-1707         |
| CRF450RX 21 CLUTCH     | -                 |
| THROTTLE (PUSH/PULL)   | 0650-1707         |
| CRF450L 19-20 CLUTCH   | 0652-1689         |
| THROTTLE (PUSH/PULL)   | 0650-1726         |
| THROTTLE (PUSH/PULL)   | 0650-1707         |
| CRF450X 05-06 CLUTCH   | 0652-1751         |
| THROTTLE (PUSH/PULL)   | 0650-1709         |
| CRF450X 07-17 CLUTCH   | 0652-1751         |
| THROTTLE (PUSH/PULL)   | 0650-1193         |
| CRF450X 19-22 CLUTCH   | 0652-1689         |
| THROTTLE (PUSH/PULL)   | 0650-1726         |
| CR500R 84 CLUTCH       | 0652-1723         |
| THROTTLE (PULL)        | 0650-1180         |
| CR500R 85-89 CLUTCH    | 0652-1723         |
| THROTTLE (PULL)        | 0650-1192         |
| CR500R 90-01 CLUTCH    | 0652-1723         |
| THROTTLE (PULL)        | 0650-1180         |

**CONTROL CABLES (CON'T)**

| MAKE/MODEL/YEAR        | CLUTCH/<br>THROTTLE # |
|------------------------|-----------------------|
| <b>HONDA (CON'T)</b>   |                       |
| XL600R 83-87 CLUTCH    | -                     |
| THROTTLE (PUSH/PULL)   | 0650-1196             |
| XR600R 85-87 CLUTCH    | 0652-2337             |
| THROTTLE (PUSH/PULL)   | 0650-1196             |
| XR600R 88-00 CLUTCH    | 0652-2337             |
| THROTTLE (PUSH/PULL)   | 0650-1197             |
| XR650L 93-21 CLUTCH    | 0652-1752             |
| THROTTLE (PUSH/PULL)   | 0650-1199             |
| XR650R 00-07 CLUTCH    | 0652-1753             |
| THROTTLE (PUSH/PULL)   | 0650-1198             |
| <b>HUSABERG</b>        |                       |
| FE250 13-14 CLUTCH     | -                     |
| THROTTLE (PUSH/PULL)   | 0650-1215             |
| TE250 11-14 CLUTCH     | -                     |
| THROTTLE (PUSH/PULL)   | 0650-1216             |
| TE300 11-14 CLUTCH     | -                     |
| THROTTLE 9PUSH/PULL)   | 0650-1216             |
| FE350 13-14 CLUTCH     | -                     |
| THROTTLE (PUSH/PULL)   | 0650-1215             |
| 450FC 04-05 CLUTCH     | -                     |
| THROTTLE 9PUSH/PULL)   | 0650-1213             |
| 450FE 04-08 CLUTCH     | -                     |
| THROTTLE (PUSH/PULL)   | 0650-1213             |
| 450FS-C 04-06 CLUTCH   | -                     |
| THROTTLE (PUSH/PULL)   | 0650-1213             |
| 450FS-E 04-08 CLUTCH   | -                     |
| THROTTLE (PUSH/PULL)   | 0650-1213             |
| FE450 14 CLUTCH        | -                     |
| THROTTLE (PUSH/PULL)   | 0650-1215             |
| FE501 14 CLUTCH        | -                     |
| THROTTLE (PUSH/PULL)   | 0650-1215             |
| 550FE 07-08 CLUTCH     | -                     |
| THROTTLE (PUSH/PULL)   | 0650-1213             |
| 550FS-E 07 CLUTCH      | -                     |
| THROTTLE (PUSH/PULL)   | 0650-1213             |
| 650FC 04-05 CLUTCH     | -                     |
| THROTTLE (PUSH/PULL)   | 0650-1213             |
| 650FE 04-08 CLUTCH     | -                     |
| THROTTLE (PUSH/PULL)   | 0650-1213             |
| 650FS-C 04-08 CLUTCH   | -                     |
| THROTTLE (PUSH/PULL)   | 0650-1213             |
| 650FS-E 04-08 CLUTCH   | -                     |
| THROTTLE (PUSH/PULL)   | 0650-1213             |
| <b>HUSQVARNA</b>       |                       |
| TC 65 18- 22 CLUTCH    | -                     |
| THROTTLE (PULL)        | 0650-1217             |
| TC 85 14-17 CLUTCH     | -                     |
| THROTTLE (PULL)        | 0650-1216             |
| TC 85 18- 22 CLUTCH    | -                     |
| THROTTLE (PULL)        | 0650-1718             |
| TC 85 BW 19- 20 CLUTCH | -                     |
| THROTTLE (PULL)        | 0650-1718             |
| CR125 00-07 CLUTCH     | 0652-1767             |
| THROTTLE               | -                     |
| CR125 09-12 CLUTCH     | 0652-1767             |
| THROTTLE               | -                     |
| TC 125 14-16 CLUTCH    | -                     |
| THROTTLE (PULL)        | 0650-1216             |
| TC 125 17-20 CLUTCH    | -                     |
| THROTTLE (PULL)        | 0650-1704             |
| TE 125 15-16 CLUTCH    | -                     |
| THROTTLE (PULL)        | 0650-1216             |
| WR125 00-07 CLUTCH     | 0652-1767             |
| THROTTLE (PULL)        | -                     |
| WR125 09-12 CLUTCH     | 0652-1767             |
| THROTTLE (PULL)        | -                     |
| TE150 17-19 CLUTCH     | -                     |
| THROTTLE (PULL)        | 0650-1704             |
| TE150 I 20- 22 CLUTCH  | -                     |
| THROTTLE (PUSH/PULL)   | 0650-1725             |
| CR250 00-04 CLUTCH     | 0652-1766             |
| THROTTLE (PULL)        | -                     |
| FC 250 14-15 CLUTCH    | -                     |
| THROTTLE (PUSH/PULL)   | 0650-1216             |
| FC 250 16-18 CLUTCH    | -                     |

**CONTROL CABLES (CON'T)**

| MAKE/MODEL/YEAR              | CLUTCH/<br>THROTTLE # |
|------------------------------|-----------------------|
| <b>HUSQVARNA (CON'T)</b>     |                       |
| THROTTLE (PUSH/PULL)         | 0650-1705             |
| FC250 19-22 CLUTCH           | -                     |
| THROTTLE ( PUSH/PULL)        | 0650-1724             |
| FE 250 14-16 CLUTCH          | -                     |
| THROTTLE (PUSH/PULL)         | 0650-1215             |
| FE 250 17-19 CLUTCH          | -                     |
| THROTTLE (PUSH/PULL)         | 0650-1705             |
| FE 250 20 CLUTCH             | -                     |
| THROTTLE (PUSH/PULL)         | 0650-1724             |
| TC250 05-10 CLUTCH           | -                     |
| THROTTLE (PUSH/PULL)         | 0650-1223             |
| TC250 14-16 CLUTCH           | -                     |
| THROTTLE 9PUSH/PULL)         | 0650-1216             |
| TC250 17-20 CLUTCH           | -                     |
| THROTTLE (PUSH/PULL)         | 0650-1704             |
| TE250 05-07 CLUTCH           | -                     |
| THROTTLE (PULL)              | 0650-1223             |
| TE250 14-16 CLUTCH           | -                     |
| THROTTLE (PULL)              | 0650-1216             |
| TE250 17 CLUTCH              | -                     |
| THROTTLE (PULL)              | 0650-1704             |
| TE250 I 18- 22 CLUTCH        | -                     |
| THROTTLE (PULL)              | 0650-1725             |
| TXC250 08-09 CLUTCH          | -                     |
| THROTTLE (PULL)              | 0650-1223             |
| TE300 14-16 CLUTCH           | -                     |
| THROTTLE (PULL)              | 0650-1216             |
| TE300 17-18 CLUTCH           | -                     |
| THROTTLE (PULL)              | 0650-1704             |
| TE300 I 19-22 CLUTCH         | -                     |
| THROTTLE (PULL)              | 0650-1725             |
| TX300 17-19 CLUTCH           | -                     |
| THROTTLE (PULL)              | 0650-1704             |
| TX300 I 20-22 CLUTCH         | -                     |
| THROTTLE (PULL)              | 0650-1725             |
| WR300 08-12 CLUTCH           | 0652-1766             |
| THROTTLE (PULL)              | -                     |
| TE310 10 CLUTCH              | -                     |
| THROTTLE (PULL)              | 0650-1223             |
| FC 350 14-15 CLUTCH          | -                     |
| THROTTLE (PUSH/PULL)         | 0650-1215             |
| FC 350 16-18 CLUTCH          | -                     |
| THROTTLE (PUSH/PULL)         | 0650-1705             |
| FC350 19-20 CLUTCH           | -                     |
| THROTTLE (PUSH/PULL)         | 0650-1724             |
| FE 350 14-16 CLUTCH          | -                     |
| THROTTLE (PUSH/PULL)         | 0650-1215             |
| FE 350 17-18 CLUTCH          | -                     |
| THROTTLE (PUSH/PULL)         | 0650-1705             |
| FE 350 /S 20- 22 CLUTCH      | -                     |
| THROTTLE (PUSH/PULL)         | 0650-1724             |
| FX 350 17-18 CLUTCH          | -                     |
| THROTTLE (PUSH/PULL)         | 0650-1705             |
| FX 350 19-22 CLUTCH          | -                     |
| THROTTLE (PUSH/PULL)         | 0650-1724             |
| FE 350S 15-16 CLUTCH         | -                     |
| THROTTLE (PUSH/PULL)         | 0650-1215             |
| FC 450 14-15 CLUTCH          | -                     |
| THROTTLE (PUSH/PULL)         | 0650-1215             |
| FC 450 16-18 CLUTCH          | -                     |
| THROTTLE (PUSH/PULL)         | 0650-1705             |
| FC 450 FACTORY EDITION 18-19 | -                     |
| THROTTLE (PUSH/PULL)         | 0650-1724             |
| FC450 19-20 CLUTCH           | -                     |
| THROTTLE (PUSH/PULL)         | 0650-1724             |
| FC 450 19-22 CLUTCH          | -                     |
| THROTTLE (PUSH/PULL)         | 0650-1724             |
| FE 450 14-16 CLUTCH          | -                     |
| THROTTLE (PUSH/PULL)         | 0650-1215             |
| FE 450 17-19 CLUTCH          | -                     |
| THROTTLE (PUSH/PULL)         | 0650-1705             |
| FX 450 18 CLUTCH             | -                     |
| THROTTLE (PUSH/PULL)         | 0650-1705             |
| FX 450 19-22 CLUTCH          | -                     |

**CONTROL CABLES (CON'T)**

| MAKE/MODEL/YEAR             | CLUTCH/<br>THROTTLE # |
|-----------------------------|-----------------------|
| <b>HUSQVARNA (CON'T)</b>    |                       |
| THROTTLE (PUSH/PULL)        | 0650-1724             |
| FS 450 18 CLUTCH            | -                     |
| THROTTLE (PUSH/PULL)        | 0650-1705             |
| FS 450 20 CLUTCH            | -                     |
| THROTTLE (PUSH/PULL)        | 0650-1724             |
| FE 450 17-19 CLUTCH         | -                     |
| THROTTLE (PUSH/PULL)        | 0650-1705             |
| FE 450 20 CLUTCH            | -                     |
| THROTTLE (PUSH/PULL)        | 0650-1724             |
| FS450 18 CLUTCH             | -                     |
| THROTTLE (PUSH/PULL)        | 0650-1705             |
| FS450 20 CLUTCH             | -                     |
| THROTTLE (PUSH/PULL)        | 0650-1724             |
| SM450R 05-07 CLUTCH         | -                     |
| THROTTLE (PUSH/PULL)        | 0650-1223             |
| TC450 05-10 CLUTCH          | -                     |
| THROTTLE (PUSH/PULL)        | 0650-1223             |
| TE450 05-07 CLUTCH          | -                     |
| THROTTLE (PUSH/PULL)        | 0650-1223             |
| TE450 08-10 CLUTCH          | -                     |
| THROTTLE (PUSH/PULL)        | 0650-1223             |
| FE 501 14-16 CLUTCH         | -                     |
| THROTTLE (PUSH/PULL)        | 0650-1215             |
| FE 501 / S 20 CLUTCH        | -                     |
| THROTTLE (PUSH/PULL)        | 0650-1724             |
| FE 501 17-19 CLUTCH         | -                     |
| THROTTLE (PUSH/PULL)        | 0650-1706             |
| FE 501 20-22 CLUTCH         | -                     |
| THROTTLE (PUSH/PULL)        | 0650-1724             |
| FE 501S 15-16 CLUTCH        | -                     |
| THROTTLE (PUSH/PULL)        | 0650-1215             |
| SM510R 05-07 CLUTCH         | -                     |
| THROTTLE (PUSH/PULL)        | 0650-1223             |
| TC510 05-09 CLUTCH          | -                     |
| THROTTLE (PUSH/PULL)        | 0650-1223             |
| TE510 05-07 CLUTCH          | -                     |
| THROTTLE (PUSH/PULL)        | 0650-1223             |
| SM610 06-08 CLUTCH          | -                     |
| THROTTLE (PUSH/PULL)        | 0650-1223             |
| TE610 06-08 CLUTCH          | -                     |
| THROTTLE (PUSH/PULL)        | 0650-1223             |
| <b>KAWASAKI</b>             |                       |
| KX60 85-87 CLUTCH           | 0652-1754             |
| THROTTLE (PULL)             | -                     |
| KX60 88-03 CLUTCH           | 0652-1754             |
| THROTTLE (PULL)             | 0650-1268             |
| KX65 00-22 CLUTCH           | 0652-1755             |
| THROTTLE (PULL)             | 0650-1268             |
| KDX80 87-88 CLUTCH          | -                     |
| THROTTLE (PULL)             | 0650-1267             |
| KX80 87-88 CLUTCH           | -                     |
| THROTTLE (PULL)             | 0650-1267             |
| KX80 89-00 CLUTCH           | 0652-1727             |
| THROTTLE (PULL)             | 0650-1267             |
| KX80 BIG WHEEL 92-94 CLUTCH | 0652-1727             |
| THROTTLE (PULL)             | 0650-1267             |
| KX85 01-13 CLUTCH           | 0652-1727             |
| THROTTLE (PULL)             | 0650-1267             |
| KX85 14-22 CLUTCH           | 0652-1998             |
| THROTTLE (PULL)             | 0650-1596             |
| KX85 BIG WHEEL 01-13 CLUTCH | 0652-1727             |
| THROTTLE (PULL)             | 0650-1267             |
| KX85 BIG WHEEL 14-18 CLUTCH | 0652-1998             |
| THROTTLE (PULL)             | 0650-1596             |
| KX100 95-13 CLUTCH          | 0652-1727             |
| THROTTLE (PULL)             | 0650-1267             |
| KX100 14-21 CLUTCH          | 0652-1998             |
| THROTTLE (PULL)             | 0650-1596             |
| KLX110 02-22 CLUTCH         | -                     |
| THROTTLE (PULL)             | 0650-1269             |
| KLX110L 10-22 CLUTCH        | 0652-1998             |
| THROTTLE (PULL)             | 0650-1269             |

**CONTROL CABLES (CON'T)**

| MAKE/MODEL/YEAR                 | CLUTCH/<br>THROTTLE # |
|---------------------------------|-----------------------|
| <b>KAWASAKI (CON'T)</b>         |                       |
| KX112 22 CLUTCH                 | 0652-1998             |
| THROTTLE (PULL)                 | 0650-1596             |
| KLX125 03-06 CLUTCH             | 0652-1726             |
| THROTTLE (PULL)                 | 0650-1212             |
| KLX125L 03-06 CLUTCH            | 0652-1726             |
| THROTTLE (PULL)                 | 0650-1212             |
| KX125 88-91 CLUTCH              | 0652-1745             |
| THROTTLE (PULL)                 | 0650-1190             |
| KX125 92-93 CLUTCH              | 0652-1745             |
| THROTTLE (PULL)                 | 0650-1207             |
| KX125 94 CLUTCH                 | -                     |
| THROTTLE (PULL)                 | 0650-1207             |
| KX125 95-96 CLUTCH              | 0652-1744             |
| THROTTLE (PULL)                 | 0650-1207             |
| KX125 97-98 CLUTCH              | 0652-1743             |
| THROTTLE (PULL)                 | 0650-1207             |
| KX125 99 CLUTCH                 | 0652-1742             |
| THROTTLE (PULL)                 | 0650-1206             |
| KX125 00-02 CLUTCH              | 0652-1741             |
| THROTTLE (PULL)                 | 0650-1206             |
| KX125 03 CLUTCH                 | 0652-1740             |
| THROTTLE (PULL)                 | 0650-1206             |
| KX125 04-05 CLUTCH              | 0652-1739             |
| THROTTLE (PULL)                 | 0650-1206             |
| KLX140 08-22 CLUTCH             | 0652-1738             |
| THROTTLE (PULL)                 | 0650-1211             |
| KLX140L 08-22 CLUTCH            | 0652-1738             |
| THROTTLE (PULL)                 | 0650-1211             |
| KDX175 82 CLUTCH                | -                     |
| THROTTLE (PULL)                 | 0650-1270             |
| KDX200 83-87 CLUTCH             | -                     |
| THROTTLE (PULL)                 | 0650-1270             |
| KDX200 88 CLUTCH                | -                     |
| THROTTLE (PULL)                 | 0650-1190             |
| KDX200 89-94 CLUTCH             | 0652-1737             |
| THROTTLE (PULL)                 | -                     |
| KDX200 95-06 CLUTCH             | 0652-1737             |
| THROTTLE (PULL)                 | 0650-1209             |
| KDX220 97-05 CLUTCH             | 0652-1737             |
| THROTTLE (PULL)                 | 0650-1209             |
| KDX250 82-84 CLUTCH             | -                     |
| THROTTLE (PULL)                 | 0650-1270             |
| KDX250 91-94 CLUTCH             | 0652-1674             |
| THROTTLE (PULL)                 | -                     |
| KL250 SUPER SHERPA 00-10 CLUTCH | 0652-1673             |
| THROTTLE (PULL)                 | -                     |
| KLR250 85-05 CLUTCH             | 0652-1673             |
| THROTTLE (PULL)                 | -                     |
| KLX250R 94-96 CLUTCH            | 0652-1673             |
| KLX250S 18-20 CLUTCH            | 0652-1673             |
| THROTTLE                        | -                     |
| THROTTLE (PULL)                 | 0650-1536             |
| KLX250S 06-14 CLUTCH            | 0652-1673             |
| THROTTLE (PULL)                 | -                     |
| KLX250SF 09-10 CLUTCH           | 0652-1673             |
| THROTTLE (PULL)                 | -                     |
| KX250 84-86 CLUTCH              | -                     |
| THROTTLE (PULL)                 | 0650-1190             |
| KX250 87 CLUTCH                 | -                     |
| THROTTLE (PULL)                 | 0650-1190             |
| KX250 88-89 CLUTCH              | 0652-1770             |
| THROTTLE (PULL)                 | 0650-1190             |
| KX250 90-91 CLUTCH              | 0652-1674             |
| THROTTLE (PULL)                 | 0650-1190             |
| KX250 92-98 CLUTCH              | 0652-1674             |
| THROTTLE (PULL)                 | 0650-1207             |
| KX250 99-04 CLUTCH              | 0652-1736             |
| THROTTLE (PULL)                 | 0650-1206             |
| KX250 05-07 CLUTCH              | 0652-1735             |
| THROTTLE (PULL)                 | 0650-1205             |
| KX250F 04 CLUTCH                | 0652-1719             |
| THROTTLE (PUSH/PULL)            | 0650-1256             |
| KX250F 05 CLUTCH                | 0652-1718             |

CONTINUED ON NEXT PAGE

APPAREL

HELMETS & GOGGLES

RIDER ARMOR

OUTERWEAR

YOUTH

LUGGAGE & PACKS

BIKE BODY

BIKE CONTROLS

BIKE SUSPENSION

BIKE BRAKING

BIKE DRIVE

BIKE BEARINGS

BIKE ENGINE

BIKE ELECTRICAL

BIKE EXHAUST

BIKE WHEELS

BICYCLE

GARAGE & PROMO

SIZING CHART



| CONTROL CABLES (CON'T)     |                       |
|----------------------------|-----------------------|
| MAKE/MODEL/YEAR            | CLUTCH/<br>THROTTLE # |
| <b>KAWASAKI (CON'T)</b>    |                       |
| THROTTLE (PUSH/PULL)       | 0650-1256             |
| KX250F 06-08 CLUTCH        | 0652-1718             |
| THROTTLE (PUSH/PULL)       | 0650-1203             |
| KX250F 09-10 CLUTCH        | 0652-1734             |
| THROTTLE (PUSH/PULL)       | 0650-1203             |
| KX250F 11-12 CLUTCH        | 0652-1733             |
| THROTTLE (PUSH/PULL)       | 0650-1202             |
| KX250F 13-16 CLUTCH        | 0652-1732             |
| THROTTLE (PUSH/PULL)       | 0650-1201             |
| KX250F 17-19 CLUTCH        | 0652-1732             |
| THROTTLE (PUSH/PULL)       | 0650-1703             |
| KX250F 20 CLUTCH           | 0652-1732             |
| THROTTLE (PUSH/PULL)       | 0650-1670             |
| KX250F 21-22 CLUTCH        | -                     |
| THROTTLE (PUSH/PULL)       | 0650-1670             |
| KX250X 21-22 CLUTCH        | -                     |
| THROTTLE (PUSH/PULL)       | 0650-1670             |
| KLX300(R) 97-07 CLUTCH     | 0652-1673             |
| THROTTLE (PUSH/PULL)       | 0650-1536             |
| KLX400R 03 CLUTCH          | 0652-1713             |
| THROTTLE (PUSH/PULL)       | -                     |
| KLX400SR 03-04 CLUTCH      | 0652-1713             |
| THROTTLE (PUSH/PULL)       | 0650-1258             |
| KLX450R 08-09 CLUTCH       | -                     |
| THROTTLE (PUSH/PULL)       | 0650-1203             |
| KLX450R 18-19 AU CLUTCH    | -                     |
| THROTTLE (PUSH/PULL)       | 0650-1203             |
| KX450F 06-08 CLUTCH        | 0652-1730             |
| THROTTLE (PUSH/PULL)       | 0650-1203             |
| KX450F 09-12 CLUTCH        | 0652-1729             |
| THROTTLE (PUSH/PULL)       | 0650-1202             |
| KX450F 13-15 CLUTCH        | 0652-1729             |
| THROTTLE (PUSH/PULL)       | 0650-1201             |
| KX450F 16-18 CLUTCH        | 0652-2121             |
| THROTTLE (PUSH/PULL)       | 0650-1670             |
| KX450F 19-22 CLUTCH        | -                     |
| THROTTLE (PUSH/PULL)       | 0650-1670             |
| KX450X 19-22 CLUTCH        | -                     |
| THROTTLE (PUSH/PULL)       | 0650-1670             |
| KX500 84-86 CLUTCH         | -                     |
| THROTTLE (PULL)            | 0650-1190             |
| KX500 87 CLUTCH            | -                     |
| THROTTLE (PULL)            | 0650-1190             |
| KX500 88-89 CLUTCH         | 0652-1770             |
| THROTTLE (PULL)            | 0650-1190             |
| KX500 90-04 CLUTCH         | 0652-1674             |
| THROTTLE (PULL)            | 0650-1190             |
| KL600 84-86 CLUTCH         | 0652-1673             |
| THROTTLE (PUSH/PULL)       | -                     |
| KL650 A (KLR) 87-07 CLUTCH | 0652-1672             |
| THROTTLE (PUSH/PULL)       | 0650-1189             |
| KL650 E (KLR) 08-18 CLUTCH | 0652-1773             |
| THROTTLE (PUSH/PULL)       | 0650-1188             |
| KLX650 C 93-96 CLUTCH      | -                     |
| THROTTLE (PUSH/PULL)       | 0650-1536             |
| KLX650D1 96 CLUTCH         | -                     |
| THROTTLE (PUSH/PULL)       | 0650-1536             |
| KLX650R 93-96 CLUTCH       | -                     |
| THROTTLE (PUSH/PULL)       | 0650-1536             |
| <b>KTM</b>                 |                       |
| 50 SX 06-11 CLUTCH         | -                     |
| THROTTLE (PULL)            | 0650-1219             |
| 50 SXS 11 CLUTCH           | -                     |
| THROTTLE (PULL)            | 0650-1219             |
| JR ADV 50 02-03 CLUTCH     | -                     |
| THROTTLE (PULL)            | 0650-1221             |
| MINI ADV 50 02-07 CLUTCH   | -                     |
| THROTTLE (PULL)            | 0650-1221             |
| SM 50 06 CLUTCH            | -                     |

| CONTROL CABLES (CON'T)    |                       |
|---------------------------|-----------------------|
| MAKE/MODEL/YEAR           | CLUTCH/<br>THROTTLE # |
| <b>KTM (CON'T)</b>        |                       |
| THROTTLE (PULL)           | 0650-1219             |
| SR ADV 50 02-07 CLUTCH    | -                     |
| THROTTLE (PULL)           | 0650-1219             |
| SX 50 MINI 08 CLUTCH      | -                     |
| THROTTLE (PULL)           | 0650-1221             |
| SX 50 MINI 09-11 CLUTCH   | -                     |
| THROTTLE (PULL)           | 0650-1221             |
| SX PRO SR 50 02-05 CLUTCH | -                     |
| THROTTLE (PULL)           | 0650-1219             |
| SXS 50 11 CLUTCH          | -                     |
| THROTTLE (PULL)           | 0650-1219             |
| SX 65 02-08 CLUTCH        | -                     |
| THROTTLE (PULL)           | 0650-1218             |
| SX 65 09-22 CLUTCH        | -                     |
| THROTTLE (PULL)           | 0650-1217             |
| SXS 65 13-14 CLUTCH       | -                     |
| THROTTLE (PULL)           | 0650-1217             |
| XC 65 08 CLUTCH           | -                     |
| THROTTLE (PULL)           | 0650-1218             |
| XC 65 09 -20 CLUTCH       | -                     |
| THROTTLE (PULL)           | 0650-1217             |
| SX 85 03-17 CLUTCH        | -                     |
| THROTTLE (PULL)           | 0650-1216             |
| SX 85 BW 13-16 CLUTCH     | -                     |
| THROTTLE (PULL)           | 0650-1216             |
| SX 85 / BW 18 - 21 CLUTCH | -                     |
| THROTTLE (PULL)           | 0650-1718             |
| SXS 85 13-14 CLUTCH       | -                     |
| THROTTLE (PULL)           | 0650-1216             |
| XC 85 08-09 CLUTCH        | -                     |
| THROTTLE (PULL)           | 0650-1216             |
| SX 105 06-11 CLUTCH       | -                     |
| THROTTLE (PULL)           | 0650-1216             |
| XC 105 08-09 CLUTCH       | -                     |
| THROTTLE (PULL)           | 0650-1216             |
| EGS 125 98-99 CLUTCH      | -                     |
| THROTTLE (PULL)           | 0650-1216             |
| EXC 125 98-09 CLUTCH      | -                     |
| THROTTLE (PULL)           | 0650-1216             |
| EXE 125 00-01 CLUTCH      | -                     |
| THROTTLE (PULL)           | 0650-1216             |
| SX 125 98-16 CLUTCH       | -                     |
| THROTTLE (PULL)           | 0650-1216             |
| SX 125 17-20 CLUTCH       | -                     |
| THROTTLE (PULL)           | 0650-1704             |
| SXS 125 04 CLUTCH         | -                     |
| THROTTLE (PULL)           | 0650-1216             |
| SX 144 07-08 CLUTCH       | -                     |
| THROTTLE (PULL)           | 0650-1216             |
| SX 150 09-16 CLUTCH       | -                     |
| THROTTLE (PULL)           | 0650-1216             |
| SX 150 17-20 CLUTCH       | -                     |
| THROTTLE (PULL)           | 0650-1704             |
| XC 150 10-14 CLUTCH       | -                     |
| THROTTLE (PULL)           | 0650-1216             |
| XC-W 150 17-19 CLUTCH     | -                     |
| THROTTLE (PULL)           | 0650-1704             |
| XC-W 150 TPI 20-22 CLUTCH | -                     |
| THROTTLE (PULL)           | 0650-1725             |
| EXC 200 98-05 CLUTCH      | -                     |
| THROTTLE (PULL)           | 0650-1216             |
| MXC 200 98-03 CLUTCH      | -                     |
| THROTTLE (PULL)           | 0650-1216             |
| SX 200 03-04 CLUTCH       | -                     |
| THROTTLE (PULL)           | 0650-1216             |
| XC 200 06-09 CLUTCH       | -                     |
| THROTTLE (PULL)           | 0650-1216             |
| XC-W 200 06-16 CLUTCH     | -                     |
| THROTTLE (PULL)           | 0650-1216             |
| EGS 250 97-98 CLUTCH      | -                     |
| THROTTLE (PULL)           | 0650-1216             |
| EXC 250 97-05 CLUTCH      | -                     |
| THROTTLE (PULL)           | 0650-1216             |

| CONTROL CABLES (CON'T)            |                       |
|-----------------------------------|-----------------------|
| MAKE/MODEL/YEAR                   | CLUTCH/<br>THROTTLE # |
| <b>KTM (CON'T)</b>                |                       |
| THROTTLE (PULL)                   | 0650-1216             |
| EXC-F 250 17-19 CLUTCH            | -                     |
| THROTTLE (PUSH/PULL)              | 0650-1705             |
| EXC-G 250 RACING 02 CLUTCH        | -                     |
| THROTTLE (PUSH/PULL)              | 0650-1214             |
| EXC-G 250 RACING 03-04 CLUTCH     | -                     |
| THROTTLE (PUSH/PULL)              | 0650-1213             |
| FREERIDE 250 R 15-17 CLUTCH       | -                     |
| THROTTLE (PUSH/PULL)              | 0650-1216             |
| MXC 250 98-01 CLUTCH              | -                     |
| THROTTLE (PULL)                   | 0650-1216             |
| SX 250 97-16 CLUTCH               | -                     |
| THROTTLE (PULL)                   | 0650-1216             |
| SX 250 17-20 CLUTCH               | -                     |
| THROTTLE (PULL)                   | 0650-1704             |
| SX-F 250 05-10 CLUTCH             | -                     |
| THROTTLE (PUSH/PULL)              | 0650-1215             |
| SX-F 250 16-18                    | -                     |
| THROTTLE (PUSH/PULL)              | 0650-1705             |
| SX-F 250 19-22 CLUTCH             | -                     |
| THROTTLE (PUSH/PULL)              | 0650-1724             |
| SX-F 250 FACTORY EDITION 15       | -                     |
| THROTTLE (PUSH/PULL)              | 0650-1705             |
| SXS 250 01-04 CLUTCH              | -                     |
| THROTTLE (PULL)                   | 0650-1216             |
| XC 250 06-16 CLUTCH               | -                     |
| THROTTLE (PULL)                   | 0650-1216             |
| XC 250 17-18 CLUTCH               | -                     |
| THROTTLE (PULL)                   | 0650-1725             |
| XC 250 TPI 20 -22 CLUTCH          | -                     |
| THROTTLE (PULL)                   | 0650-1725             |
| XC 250 17-18 CLUTCH               | -                     |
| THROTTLE (PULL)                   | 0650-1725             |
| XC-F 250 07-15 CLUTCH             | -                     |
| THROTTLE (PUSH/PULL)              | 0650-1215             |
| XC-F 250 16-18 CLUTCH             | -                     |
| THROTTLE (PUSH/PULL)              | 0650-1705             |
| XC-F 250 19-22 CLUTCH             | -                     |
| THROTTLE (PUSH/PULL)              | 0650-1724             |
| XC-FW 250 06-16 CLUTCH            | -                     |
| THROTTLE (PUSH/PULL)              | 0650-1215             |
| XC-W 250 06-16 CLUTCH             | -                     |
| THROTTLE (PULL)                   | 0650-1216             |
| XC-W 250 17 CLUTCH                | -                     |
| THROTTLE (PULL)                   | 0650-1704             |
| XC-W 250 18-19 CLUTCH             | -                     |
| THROTTLE (PULL)                   | 0650-1725             |
| XC-W 250 18-22 CLUTCH             | -                     |
| THROTTLE (PULL)                   | 0650-1725             |
| EGS 300 97-99 CLUTCH              | -                     |
| THROTTLE (PULL)                   | 0650-1216             |
| EXC 300 97-05 CLUTCH              | -                     |
| THROTTLE (PULL)                   | 0650-1216             |
| MXC 300 97-05 CLUTCH              | -                     |
| THROTTLE (PULL)                   | 0650-1216             |
| XC 300 06-16 CLUTCH               | -                     |
| THROTTLE (PULL)                   | 0650-1216             |
| XC 300 17-19 CLUTCH               | -                     |
| THROTTLE (PULL)                   | 0650-1704             |
| XC 300 20 -22 TPI CLUTCH          | -                     |
| THROTTLE (PULL)                   | 0650-1725             |
| XC 300 20 TPI ERZBERGRODED CLUTCH | -                     |
| THROTTLE (PULL)                   | 0650-1725             |
| XC-W 300 06-16 CLUTCH             | -                     |
| THROTTLE (PULL)                   | 0650-1216             |
| XC-W 300 17-18 CLUTCH             | -                     |
| THROTTLE (PULL)                   | 0650-1704             |
| XC-W 300 SIX DAYS 15-16 CLUTCH    | -                     |

| CONTROL CABLES (CON'T)          |                       |
|---------------------------------|-----------------------|
| MAKE/MODEL/YEAR                 | CLUTCH/<br>THROTTLE # |
| <b>KTM (CON'T)</b>              |                       |
| THROTTLE (PULL)                 | 0650-1216             |
| XC-W 300 SIX DAYS 17 CLUTCH     | -                     |
| THROTTLE (PULL)                 | 0650-1704             |
| XC-W 300 SIX DAYS 18-19 CLUTCH  | -                     |
| THROTTLE (PULL)                 | 0650-1725             |
| XC-W 300 TPI 19-20 CLUTCH       | -                     |
| THROTTLE (PUSH/PULL)            | 0650-1725             |
| EXC-F 350 12-16 CLUTCH          | -                     |
| THROTTLE (PUSH/PULL)            | 0650-1215             |
| EXC-F 350 17-19 CLUTCH          | -                     |
| THROTTLE (PUSH/PULL)            | 0650-1705             |
| EXC-F 350 20-22 CLUTCH          | -                     |
| THROTTLE (PUSH/PULL)            | 0650-1724             |
| SX-F 350 11-15 CLUTCH           | -                     |
| THROTTLE (PUSH/PULL)            | 0650-1215             |
| SX-F 350 16-18 CLUTCH           | -                     |
| THROTTLE (PUSH/PULL)            | 0650-1705             |
| SX-F 350 19-22 CLUTCH           | -                     |
| THROTTLE (PUSH/PULL)            | 0650-1724             |
| XC-F 350 11-15 CLUTCH           | -                     |
| THROTTLE (PUSH/PULL)            | 0650-1215             |
| XC-F 350 16-18 CLUTCH           | -                     |
| THROTTLE (PUSH/PULL)            | 0650-1705             |
| XC-F 350 19-22 CLUTCH           | -                     |
| THROTTLE (PUSH/PULL)            | 0650-1724             |
| XC-FW 350 12-16 CLUTCH          | -                     |
| THROTTLE (PUSH/PULL)            | 0650-1215             |
| XC-FW 350 2022 CLUTCH           | -                     |
| THROTTLE (PUSH/PULL)            | 0650-1724             |
| XC-FW 350 SIX DAYS 15-16 CLUTCH | -                     |
| THROTTLE (PUSH/PULL)            | 0650-1215             |
| XC-FW 350 SIX DAYS 20 CLUTCH    | -                     |
| THROTTLE (PUSH/PULL)            | 0650-1724             |
| EXC 360 97 CLUTCH               | -                     |
| THROTTLE (PULL)                 | 0650-1216             |
| MXC 360 97 CLUTCH               | -                     |
| THROTTLE (PULL)                 | 0650-1216             |
| EXC 380 98-02 CLUTCH            | -                     |
| THROTTLE (PULL)                 | 0650-1216             |
| MXC 380 98-01 CLUTCH            | -                     |
| THROTTLE (PULL)                 | 0650-1216             |
| SX 380 00-02 CLUTCH             | -                     |
| THROTTLE (PULL)                 | 0650-1216             |
| EXC 400 00-02 CLUTCH            | -                     |
| THROTTLE (PULL)                 | 0650-1214             |
| EXC-G 400 04-06 CLUTCH          | -                     |
| THROTTLE (PUSH/PULL)            | 0650-1213             |
| MXC 400 01-02 CLUTCH            | -                     |
| THROTTLE (PUSH/PULL)            | 0650-1214             |
| SX 400 00-02 CLUTCH             | -                     |
| THROTTLE (PUSH/PULL)            | 0650-1214             |
| XC-W 400 07 CLUTCH              | -                     |
| THROTTLE (PUSH/PULL)            | 0650-1213             |
| XC-W 400 09-10 CLUTCH           | -                     |
| THROTTLE (PUSH/PULL)            | 0650-1215             |
| EXC 450 03-07 CLUTCH            | -                     |
| THROTTLE (PUSH/PULL)            | 0650-1213             |
| EXC 450 09-11 CLUTCH            | -                     |
| THROTTLE (PUSH/PULL)            | 0650-1215             |
| EXC-F 450 SIX DAYS 17-19 CLUTCH | -                     |
| THROTTLE (PUSH/PULL)            | 0650-1705             |
| EXC-F 450 SIX DAYS 17-20 CLUTCH | -                     |
| THROTTLE (PUSH/PULL)            | 0650-1724             |
| EXC-G 450 05-06 CLUTCH          | -                     |
| THROTTLE (PUSH/PULL)            | 0650-1213             |
| EXC-R 450 08 CLUTCH             | -                     |
| THROTTLE (PUSH/PULL)            | 0650-1215             |
| MXC-G 450 03-05 CLUTCH          | -                     |

**CONTROL CABLES (CON'T)**

| MAKE/MODEL/YEAR                        | CLUTCH/<br>THROTTLE # |
|--|-----------------------|
| <b>KTM (CON'T)</b>                     |                       |
| THROTTLE (PUSH/PULL)                   | 0650-1213             |
| SMR 450 05-07 CLUTCH                   | -                     |
| THROTTLE (PUSH/PULL)                   | 0650-1213             |
| SMR 450 21 CLUTCH                      | -                     |
| THROTTLE (PUSH/PULL)                   | 0650-1724             |
| SMS 450 04 CLUTCH                      | -                     |
| THROTTLE (PUSH/PULL)                   | 0650-1213             |
| SX 450 03-06 CLUTCH                    | -                     |
| THROTTLE (PUSH/PULL)                   | 0650-1213             |
| SX-F 450 07-12 CLUTCH                  | -                     |
| THROTTLE (PUSH/PULL)                   | 0650-1215             |
| SX-F 450 16-18 CLUTCH                  | -                     |
| THROTTLE (PUSH/PULL)                   | 0650-1705             |
| SX-F 450 19-22 CLUTCH                  | -                     |
| THROTTLE (PUSH/PULL)                   | 0650-1724             |
| SX-F 450 FACTORY EDITION 15-16 CLUTCH  | -                     |
| THROTTLE (PUSH/PULL)                   | 0650-1705             |
| SX-F 450 FACTORY ADDITION 18-21 CLUTCH | -                     |
| THROTTLE (PUSH/PULL)                   | 0650-1724             |
| SX-F 450 19-20 CLUTCH                  | -                     |
| THROTTLE (PUSH/PULL)                   | 0650-1724             |
| SXS 450 03-04 CLUTCH                   | -                     |
| THROTTLE (PUSH/PULL)                   | 0650-1213             |
| XC 450 04-07 CLUTCH                    | -                     |
| THROTTLE (PUSH/PULL)                   | 0650-1213             |
| XC-F 450 08-15 CLUTCH                  | -                     |
| THROTTLE (PUSH/PULL)                   | 0650-1215             |
| XC-F 450 16-18 CLUTCH                  | -                     |
| THROTTLE (PUSH/PULL)                   | 0650-1705             |
| XC-F 450 19-22 CLUTCH                  | -                     |
| THROTTLE (PUSH/PULL)                   | 0650-1724             |
| XCR-W 450 08 CLUTCH                    | -                     |
| THROTTLE (PUSH/PULL)                   | 0650-1215             |
| XC-W 450 07 CLUTCH                     | -                     |
| THROTTLE (PUSH/PULL)                   | 0650-1213             |
| XC-W 450 107 CLUTCH                    | -                     |
| THROTTLE (PUSH/PULL)                   | 0650-1215             |
| XC-W 450 08-16 CLUTCH                  | -                     |
| THROTTLE (PUSH/PULL)                   | 0650-1215             |
| EXC 500 12-16 CLUTCH                   | -                     |
| THROTTLE (PUSH/PULL)                   | 0650-1215             |
| EXC 500 SIX DAYS 16 CLUTCH             | -                     |
| THROTTLE (PUSH/PULL)                   | 0650-1215             |
| EXC-F 500 17-19 CLUTCH                 | -                     |
| THROTTLE (PUSH/PULL)                   | 0650-1706             |
| EXC-F 500 SIX DAYS 17-19 CLUTCH        | -                     |
| THROTTLE (PUSH/PULL)                   | 0650-1706             |
| EXC-F 500 20-22 (CLUTCH)               | -                     |
| THROTTLE (PUSH/PULL)                   | 0650-1724             |
| EXC-F 500 20-22 SIX DAYS (CLUTCH)      | -                     |
| THROTTLE (PUSH/PULL)                   | 0650-1724             |
| XC-W 500 12-16 CLUTCH                  | -                     |
| THROTTLE (PUSH/PULL)                   | 0650-1215             |
| SX-F 505 08 CLUTCH                     | -                     |
| THROTTLE (PUSH/PULL)                   | 0650-1215             |
| XC-F 505 08-09 CLUTCH                  | -                     |
| THROTTLE (PUSH/PULL)                   | 0650-1215             |
| EXC 520 00-02 CLUTCH                   | -                     |
| THROTTLE (PUSH/PULL)                   | 0650-1214             |
| MXC 520 01-02 CLUTCH                   | -                     |
| THROTTLE (PUSH/PULL)                   | 0650-1214             |
| SX 520 00-02 CLUTCH                    | -                     |
| THROTTLE (PUSH/PULL)                   | 0650-1214             |
| EXC 525 03-07 CLUTCH                   | -                     |
| THROTTLE (PUSH/PULL)                   | 0650-1213             |
| MXC-6 525 03-05 CLUTCH                 | -                     |
| THROTTLE (PUSH/PULL)                   | 0650-1213             |
| SMR 525 05 CLUTCH                      | -                     |
| THROTTLE (PUSH/PULL)                   | 0650-1213             |

**CONTROL CABLES (CON'T)**

| MAKE/MODEL/YEAR                      | CLUTCH/<br>THROTTLE # |
|--------------------------------------|-----------------------|
| <b>KTM (CON'T)</b>                   |                       |
| SX 525 03-06 CLUTCH                  | -                     |
| THROTTLE (PUSH/PULL)                 | 0650-1213             |
| XC 525 06-07 CLUTCH                  | -                     |
| THROTTLE (PUSH/PULL)                 | 0650-1213             |
| XC-W 525 07 CLUTCH                   | -                     |
| THROTTLE (PUSH/PULL)                 | 0650-1213             |
| EXC 530 09-11 CLUTCH                 | -                     |
| THROTTLE (PUSH/PULL)                 | 0650-1215             |
| EXC-R 530 08 CLUTCH                  | -                     |
| THROTTLE (PUSH/PULL)                 | 0650-1215             |
| XCR-W 530 08 CLUTCH                  | -                     |
| THROTTLE (PUSH/PULL)                 | 0650-1215             |
| XC-W 530 09-11 CLUTCH                | -                     |
| THROTTLE (PUSH/PULL)                 | 0650-1215             |
| SXS 540 01-02 CLUTCH                 | -                     |
| THROTTLE (PUSH/PULL)                 | 0650-1214             |
| SXS 540 03-06 CLUTCH                 | -                     |
| THROTTLE (PUSH/PULL)                 | 0650-1213             |
| SMR 560 06-07 CLUTCH                 | -                     |
| THROTTLE (PUSH/PULL)                 | 0650-1213             |
| SMC 625 04-06 CLUTCH                 | -                     |
| THROTTLE (PUSH/PULL)                 | 0650-1213             |
| SXC 625 04 CLUTCH                    | -                     |
| THROTTLE (PUSH/PULL)                 | 0650-1213             |
| 660 RALLY FACTORY REPL. 06 CLUTCH    | -                     |
| THROTTLE (PUSH/PULL)                 | 0650-1214             |
| 660 RALLY FACTORY REPL. 07 CLUTCH    | -                     |
| THROTTLE (PUSH/PULL)                 | 0650-1213             |
| 660 RALLYE 02-05 CLUTCH              | -                     |
| THROTTLE (PUSH/PULL)                 | 0650-1214             |
| 660 RALLY FACTORY REPL. 08-09 CLUTCH | -                     |
| THROTTLE (PUSH/PULL)                 | 0650-1213             |
| ENDURO 690 08 CLUTCH                 | -                     |
| THROTTLE (PUSH/PULL)                 | 0650-1537             |
| <b>SUZUKI</b>                        |                       |
| RM60 03 CLUTCH                       | 0652-1754             |
| THROTTLE (PULL)                      | 0650-1268             |
| RM65 03-05 CLUTCH                    | 0652-1755             |
| THROTTLE (PULL)                      | 0650-1268             |
| RM80 86-01 CLUTCH                    | 0652-1728             |
| THROTTLE (PULL)                      | 0650-1238             |
| RM85 02-20 CLUTCH                    | 0652-1728             |
| THROTTLE (PULL)                      | 0650-1238             |
| RM85 21-22 CLUTCH                    | 0652-1728             |
| THROTTLE (PULL)                      | -                     |
| RM85L 03-16 CLUTCH                   | 0652-1728             |
| THROTTLE (PULL)                      | 0650-1238             |
| RM100 03 CLUTCH                      | 0652-1727             |
| THROTTLE (PULL)                      | 0650-1267             |
| DRZ110 03-06 CLUTCH                  | -                     |
| THROTTLE (PULL)                      | 0650-1269             |
| DR125 86-88 CLUTCH                   | 0652-1725             |
| THROTTLE (PULL)                      | -                     |
| DR125SE 94-96 CLUTCH                 | 0652-1725             |
| THROTTLE (PULL)                      | -                     |
| DR-Z125 03-21 CLUTCH                 | 0652-1726             |
| THROTTLE (PULL)                      | 0650-1212             |
| DR-Z125L 03-21 CLUTCH                | 0652-1726             |
| THROTTLE (PULL)                      | 0650-1212             |
| RM125 86-87 CLUTCH                   | 0652-1721             |
| THROTTLE (PULL)                      | -                     |
| RM125 88-91 CLUTCH                   | 0652-1721             |
| THROTTLE (PULL)                      | 0650-1240             |
| RM125 92-93 CLUTCH                   | 0652-1720             |
| THROTTLE (PULL)                      | 0650-1240             |
| RM125 94 CLUTCH                      | 0652-1724             |
| THROTTLE (PULL)                      | 0650-1240             |
| RM125 95-97 CLUTCH                   | 0652-1724             |
| THROTTLE (PULL)                      | 0650-1241             |
| RM125 98-00 CLUTCH                   | 0652-1723             |
| THROTTLE (PULL)                      | 0650-1241             |
| RM125 01-03 CLUTCH                   | 0652-1722             |

**CONTROL CABLES (CON'T)**

| MAKE/MODEL/YEAR                       | CLUTCH/<br>THROTTLE # |
|---------------------------------------|-----------------------|
| <b>SUZUKI (CON'T)</b>                 |                       |
| THROTTLE (PULL)                       | 0650-1242             |
| RM125 04-08 CLUTCH                    | 0652-1999             |
| THROTTLE (PULL)                       | 0650-1242             |
| SP125 86-88 CLUTCH                    | 0652-1725             |
| THROTTLE (PULL)                       | -                     |
| DR200 86-88 CLUTCH                    | 0652-1725             |
| THROTTLE (PULL)                       | -                     |
| DR200 SE 96-09 CLUTCH                 | 0652-1725             |
| THROTTLE (PULL)                       | -                     |
| SP200 86-88 CLUTCH                    | 0652-1725             |
| THROTTLE (PULL)                       | -                     |
| DR250 90-93 CLUTCH                    | 0652-1715             |
| THROTTLE (PULL)                       | -                     |
| DR250S 90-92 CLUTCH                   | 0652-1715             |
| THROTTLE (PULL)                       | -                     |
| DR250S 93 CLUTCH                      | 0652-1715             |
| THROTTLE (PULL)                       | -                     |
| DR250S 94-95 CLUTCH                   | 0652-1714             |
| THROTTLE (PULL)                       | -                     |
| RM250 82-85 CLUTCH                    | -                     |
| THROTTLE (PULL)                       | 0650-1240             |
| RM250 86-89 CLUTCH                    | 0652-1721             |
| THROTTLE (PULL)                       | 0650-1240             |
| RM250 90-92 CLUTCH                    | 0652-1720             |
| THROTTLE (PULL)                       | 0650-1240             |
| RM250 93 CLUTCH                       | 0652-1720             |
| THROTTLE (PULL)                       | -                     |
| RM250 94 CLUTCH                       | 0652-1724             |
| THROTTLE (PULL)                       | -                     |
| RM250 95 CLUTCH                       | 0652-1724             |
| THROTTLE (PULL)                       | 0650-1240             |
| RM250 96 CLUTCH                       | 0652-1723             |
| THROTTLE (PULL)                       | 0650-1240             |
| RM250 97-00 CLUTCH                    | 0652-1723             |
| THROTTLE (PULL)                       | 0650-1241             |
| RM250 01-03 CLUTCH                    | 0652-1722             |
| THROTTLE (PULL)                       | 0650-1242             |
| RM250 04-08 CLUTCH                    | 0652-1999             |
| THROTTLE (PULL)                       | 0650-1242             |
| RMX250 89 CLUTCH                      | 0652-1721             |
| THROTTLE (PULL)                       | 0650-1240             |
| RMX250 90-92 CLUTCH                   | 0652-1720             |
| THROTTLE (PULL)                       | 0650-1240             |
| RMX250 93-99 CLUTCH                   | 0652-1720             |
| THROTTLE (PULL)                       | -                     |
| RMZ250 04 CLUTCH                      | 0652-1719             |
| THROTTLE (PUSH/PULL)                  | 0650-1204             |
| RMZ250 05-06 CLUTCH                   | 0652-1718             |
| THROTTLE (PUSH/PULL)                  | 0650-1256             |
| RMZ250 07 CLUTCH                      | 0652-1717             |
| THROTTLE (PUSH/PULL)                  | 0650-1204             |
| RMZ250 08-09 CLUTCH                   | 0652-1717             |
| THROTTLE (PUSH/PULL)                  | 0650-1200             |
| RMZ250 10-15 CLUTCH                   | 0652-1716             |
| THROTTLE (PUSH/PULL)                  | 0650-1200             |
| RMZ250 16-18 CLUTCH                   | 0652-1716             |
| THROTTLE (PUSH/PULL)                  | 0650-1200             |
| DR350 90-94 CLUTCH                    | 0652-1715             |
| THROTTLE (PUSH/PULL)                  | 0650-1276             |
| DR350 95-96 CLUTCH                    | 0652-1714             |
| THROTTLE (PUSH/PULL)                  | -                     |
| DR350 97-99 CLUTCH                    | 0652-1715             |
| THROTTLE (PUSH/PULL)                  | -                     |
| DR350SE 90-93 CLUTCH                  | 0652-1715             |
| THROTTLE (PUSH/PULL)                  | -                     |
| DR350SE 94-99 CLUTCH                  | 0652-1714             |
| THROTTLE (PUSH/PULL)                  | -                     |
| DRZ400E 00-03 CLUTCH                  | 0652-1713             |
| THROTTLE (PUSH/PULL)                  | -                     |
| DRZ400E CA MODEL CV CARB 04-07 CLUTCH | 0652-1713             |
| THROTTLE (PULL)                       | 0650-1258             |

**CONTROL CABLES (CON'T)**

| MAKE/MODEL/YEAR                 | CLUTCH/<br>THROTTLE # |
|---------------------------------|-----------------------|
| <b>SUZUKI (CON'T)</b>           |                       |
| THROTTLE (PUSH/PULL)            | -                     |
| DRZ400K 00-03 CLUTCH            | 0652-1713             |
| THROTTLE (PUSH/PULL)            | -                     |
| DRZ400S 00-22 CLUTCH            | 0652-1713             |
| THROTTLE (PUSH/PULL)            | 0650-1258             |
| DRZ400SM 05-22 CLUTCH           | 0652-1713             |
| THROTTLE (PUSH/PULL)            | 0650-1258             |
| RMX450 10-19 CLUTCH             | -                     |
| THROTTLE (PUSH/PULL)            | 0650-1671             |
| RMX450Z 17 CLUTCH               | -                     |
| THROTTLE (PUSH/PULL)            | 0650-1671             |
| RMZ450 05-07 CLUTCH             | 0652-1711             |
| THROTTLE (PUSH/PULL)            | 0650-1204             |
| RMZ450 08-09 CLUTCH             | 0652-1711             |
| THROTTLE (PUSH/PULL)            | 0650-1200             |
| RMZ450 10-12 CLUTCH             | 0652-1711             |
| THROTTLE (PUSH/PULL)            | 0650-1671             |
| RMZ450 13-17 CLUTCH             | 0652-1711             |
| THROTTLE (PUSH/PULL)            | -                     |
| RMZ450 18-22 CLUTCH             | 0652-2331             |
| THROTTLE (PUSH/PULL)            | -                     |
| RM500 83-84 CLUTCH              | -                     |
| THROTTLE (PULL)                 | 0650-1240             |
| DR650SE 96-20 CLUTCH            | 0652-1710             |
| THROTTLE (PULL)                 | 0650-1259             |
| <b>YAMAHA</b>                   |                       |
| PW50 82-02 CLUTCH               | -                     |
| THROTTLE (PULL)                 | 0650-1274             |
| PW50 03-20 CLUTCH               | -                     |
| THROTTLE (PULL)                 | 0650-1226             |
| TTR 50 06-09 CLUTCH             | -                     |
| THROTTLE (PULL)                 | 0650-1722             |
| TTR 50 12-22 CLUTCH             | -                     |
| THROTTLE (PULL)                 | 0650-1722             |
| YZ 65 18-22 CLUTCH              | 0652-2335             |
| THROTTLE (PULL)                 | 0650-1723             |
| YZ80 83 CLUTCH                  | -                     |
| THROTTLE (PULL)                 | 0650-1262             |
| YZ80 84-92 CLUTCH               | -                     |
| THROTTLE (PULL)                 | 0650-1262             |
| YZ80 93-96 CLUTCH               | -                     |
| THROTTLE (PULL)                 | 0650-1261             |
| YZ80 97-01 CLUTCH               | 0652-1708             |
| THROTTLE (PULL)                 | 0650-1261             |
| YZ85 02-22 CLUTCH               | 0652-1708             |
| THROTTLE (PULL)                 | 0650-1227             |
| YZ85LW 22 CLUTCH                | 0652-1708             |
| THROTTLE (PULL)                 | 0650-1227             |
| TTR90 00-08 CLUTCH              | -                     |
| THROTTLE (PULL)                 | 0650-1228             |
| TT125 00 CLUTCH                 | 0652-1765             |
| THROTTLE (PULL)                 | 0650-1262             |
| TTR125 DRUM BRAKE 00-07 CLUTCH  | 0652-1765             |
| THROTTLE (PULL)                 | 0650-1262             |
| TTR125 DRUM BRAKE 08-09 CLUTCH  | 0652-1765             |
| THROTTLE (PULL)                 | -                     |
| TTR125L DISC BRAKE 00-07 CLUTCH | 0652-1765             |
| THROTTLE (PULL)                 | 0650-1262             |
| TTR125L DISC BRAKE 08-20 CLUTCH | 0652-1765             |
| THROTTLE (PULL)                 | -                     |
| TTR125LE DISC BRAKE 08-22       | 0652-1765             |
| THROTTLE (PULL)                 | -                     |
| YZ125 77-79 CLUTCH              | -                     |
| THROTTLE (PULL)                 | 0650-1234             |
| YZ125 89-93 CLUTCH              | -                     |
| THROTTLE (PULL)                 | 0650-1229             |
| YZ125 94 CLUTCH                 | 0652-1707             |
| THROTTLE (PULL)                 | 0650-1229             |
| YZ125 95 CLUTCH                 | 0652-1707             |

CONTINUED ON NEXT PAGE

- APPAREL
- HELMETS & GOGGLES
- RIDER ARMOR
- OUTERWEAR
- YOUTH
- LUGGAGE & PACKS
- BIKE BODY
- BIKE CONTROLS**
- BIKE SUSPENSION
- BIKE BRAKING
- BIKE DRIVE
- BIKE BEARINGS
- BIKE ENGINE
- BIKE ELECTRICAL
- BIKE EXHAUST
- BIKE WHEELS
- BICYCLE
- GARAGE & PROMO
- SIZING CHART



| CONTROL CABLES (CON'T)      |                   |
|-----------------------------|-------------------|
| MAKE/MODEL/YEAR             | CLUTCH/THROTTLE # |
| <b>YAMAHA (CON'T)</b>       |                   |
| THROTTLE (PULL)             | -                 |
| YZ125 96-98 CLUTCH          | 0652-1707         |
| THROTTLE (PULL)             | 0650-1231         |
| YZ125 99-04 CLUTCH          | 0652-1707         |
| THROTTLE (PULL)             | 0650-1232         |
| YZ125 05-06 CLUTCH          | 0652-1763         |
| THROTTLE (PULL)             | 0650-1232         |
| YZ125 07-21 CLUTCH          | 0652-1763         |
| YZ125 THROTTLE (PUSH/PULL)  | 0650-1233         |
| YZ125 22 CLUTCH             | 0652-1763         |
| YZ125 THROTTLE (PUSH/PULL)  | -                 |
| YZ125X 20-22 CLUTCH         | 0652-1763         |
| THROTTLE (PUSH/PULL)        | 0650-1233         |
| IT175 77-79 CLUTCH          | -                 |
| THROTTLE (PULL)             | 0650-1234         |
| BW200 85-88 CLUTCH          | 0652-1705         |
| THROTTLE (PULL)             | -                 |
| TW200 TRAILWAY 87-00 CLUTCH | 0652-1705         |
| THROTTLE (PULL)             | 0650-1254         |
| TW200 TRAILWAY 01-22 CLUTCH | 0652-1705         |
| THROTTLE (PULL)             | -                 |
| TT225 86-87 CLUTCH          | -                 |
| THROTTLE (PULL)             | 0650-1255         |
| TTR225 99-04 CLUTCH         | 0652-1704         |
| THROTTLE (PULL)             | 0650-1235         |
| XT225 92-95 CLUTCH          | 0652-1705         |
| THROTTLE (PULL)             | 0650-1235         |
| XT225 96-00 CLUTCH          | 0652-1704         |
| THROTTLE (PULL)             | 0650-1235         |
| TTR230 05-22 CLUTCH         | 0652-1703         |
| THROTTLE (PULL)             | 0650-1253         |
| IT250 77-80 CLUTCH          | -                 |
| THROTTLE (PULL)             | 0650-1234         |
| TTR250 99-06 CLUTCH         | 0652-1760         |
| THROTTLE (PULL)             | 0650-1254         |
| WR250 91 CLUTCH             | 0652-1758         |
| THROTTLE (PULL)             | -                 |
| WR250 92-96 CLUTCH          | 0652-1758         |

| CONTROL CABLES (CON'T)         |                   |
|--------------------------------|-------------------|
| MAKE/MODEL/YEAR                | CLUTCH/THROTTLE # |
| <b>YAMAHA (CON'T)</b>          |                   |
| THROTTLE (PULL)                | -                 |
| WR250 97 CLUTCH                | 0652-1758         |
| THROTTLE (PULL)                | -                 |
| WR250F 01-02 CLUTCH            | 0652-1695         |
| THROTTLE (PULL)                | 0650-1252         |
| WR250F 03-06 CLUTCH            | 0652-1695         |
| THROTTLE (PULL)                | 0650-1250         |
| WR250F 07-14 CLUTCH            | 0652-1695         |
| THROTTLE (PULL)                | 0650-1247         |
| WR250F 15-19 CLUTCH            | 0652-2000         |
| THROTTLE (PULL)                | 0650-1538         |
| WR250R DUAL SPORT 08-20 CLUTCH | 0652-1702         |
| THROTTLE (PULL)                | 0652-1708         |
| WR250X SUPERMOTO 08-11 CLUTCH  | 0652-1702         |
| THROTTLE (PULL)                | 0650-1708         |
| XT250 84 CLUTCH                | -                 |
| THROTTLE (PULL)                | 0650-1254         |
| XT250 08-22 CLUTCH             | 0652-1701         |
| THROTTLE (PULL)                | -                 |
| YZ250 77-80 CLUTCH             | -                 |
| THROTTLE (PULL)                | 0650-1234         |
| YZ250 83-87 CLUTCH             | 0652-1759         |
| THROTTLE (PULL)                | -                 |
| YZ250 88 CLUTCH                | 0652-1758         |
| THROTTLE (PULL)                | -                 |
| YZ250 89-94 CLUTCH             | 0652-1758         |
| THROTTLE (PULL)                | 0650-1229         |
| YZ250 95 CLUTCH                | 0652-1758         |
| THROTTLE (PULL)                | -                 |
| YZ250 96-98 CLUTCH             | 0652-1758         |
| THROTTLE (PULL)                | 0650-1231         |
| YZ250 99 CLUTCH                | 0652-1700         |
| THROTTLE (PULL)                | 0650-1232         |
| YZ250 00-03 CLUTCH             | 0652-1700         |
| THROTTLE (PULL)                | 0650-1237         |
| YZ250 04 CLUTCH                | 0652-1699         |
| THROTTLE (PULL)                | 0650-1237         |
| YZ250 05 CLUTCH                | 0652-1698         |
| THROTTLE (PULL)                | 0650-1237         |
| YZ250 06-22 CLUTCH             | 0652-1698         |

| CONTROL CABLES (CON'T) |                   |
|------------------------|-------------------|
| MAKE/MODEL/YEAR        | CLUTCH/THROTTLE # |
| <b>YAMAHA (CON'T)</b>  |                   |
| THROTTLE (PULL)        | 0650-1233         |
| YZ250 X 16-22 CLUTCH   | 0652-1698         |
| THROTTLE (PULL)        | 0650-1233         |
| YZ250F 01-02 CLUTCH    | 0652-1695         |
| THROTTLE (PUSH/PULL)   | 0650-1252         |
| YZ250F 03-05 CLUTCH    | 0652-1756         |
| THROTTLE (PULL)        | 0650-1250         |
| YZ250F 06 CLUTCH       | 0652-1757         |
| THROTTLE (PUSH/PULL)   | 0650-1732         |
| YZ250F 07-08 CLUTCH    | 0652-1757         |
| THROTTLE (PUSH/PULL)   | 0650-1247         |
| YZ250F 09-13 CLUTCH    | 0652-1697         |
| THROTTLE (PUSH/PULL)   | 0650-1247         |
| YZ250F 14-18 CLUTCH    | 0652-1944         |
| THROTTLE (PUSH/PULL)   | 0650-1538         |
| YZ250F 19 - 20 CLUTCH  | 0652-2321         |
| THROTTLE (PUSH/PULL)   | -                 |
| YZ250FX 15-19 CLUTCH   | 0652-2000         |
| THROTTLE (PUSH/PULL)   | 0650-1538         |
| YZ250FX 20 CLUTCH      | 0652-2321         |
| THROTTLE (PUSH/PULL)   | -                 |
| YZ250X 16-18 CLUTCH    | 0652-1698         |
| THROTTLE (PULL)        | 0650-1233         |
| BW350 87-88 CLUTCH     | 0652-1696         |
| THROTTLE (PULL)        | 0650-1255         |
| TT350 86-87 CLUTCH     | 0652-1696         |
| THROTTLE (PUSH/PULL)   | 0650-1254         |
| XT350 85-00 CLUTCH     | 0652-1696         |
| THROTTLE (PUSH/PULL)   | 0650-1254         |
| IT400 79 CLUTCH        | -                 |
| THROTTLE (PULL)        | 0650-1254         |
| WR400F 98-99 CLUTCH    | -                 |
| THROTTLE (PUSH/PULL)   | 0650-1255         |
| WR400F 00 CLUTCH       | 0652-1695         |
| THROTTLE (PUSH/PULL)   | 0650-1252         |
| YZ400 79 CLUTCH        | -                 |
| THROTTLE (PUSH/PULL)   | 0650-1234         |
| YZ400F 98-99 CLUTCH    | -                 |
| THROTTLE (PUSH/PULL)   | 0650-1255         |
| IT425 80 CLUTCH        | -                 |
| THROTTLE (PULL)        | 0650-1234         |
| WR426F 01-02 CLUTCH    | 0652-1695         |

| CONTROL CABLES (CON'T) |                   |
|------------------------|-------------------|
| MAKE/MODEL/YEAR        | CLUTCH/THROTTLE # |
| <b>YAMAHA (CON'T)</b>  |                   |
| THROTTLE (PUSH/PULL)   | 0650-1252         |
| YZ426F 00-02 CLUTCH    | 0652-1695         |
| THROTTLE (PUSH/PULL)   | 0650-1252         |
| WR450F 03-06 CLUTCH    | 0652-1694         |
| THROTTLE (PUSH/PULL)   | 0650-1250         |
| WR450F 07-11 CLUTCH    | 0652-1693         |
| THROTTLE (PUSH/PULL)   | 0650-1247         |
| WR450F 12-15 CLUTCH    | 0652-1693         |
| THROTTLE (PUSH/PULL)   | -                 |
| WR450F 20-21 CLUTCH    | -                 |
| THROTTLE (PUSH/PULL)   | 0650-1717         |
| YZ450F 03 CLUTCH       | -                 |
| THROTTLE (PUSH/PULL)   | 0650-1250         |
| YZ450F 04-05 CLUTCH    | 0652-1756         |
| THROTTLE (PUSH/PULL)   | 0650-1250         |
| YZ450F 06-08 CLUTCH    | 0652-1692         |
| THROTTLE (PUSH/PULL)   | 0650-1732         |
| YZ450F 09 CLUTCH       | 0652-1761         |
| THROTTLE (PUSH/PULL)   | 0650-1732         |
| YZ450F 10-13 CLUTCH    | 0652-1691         |
| THROTTLE (PUSH/PULL)   | -                 |
| YZ450F 14-16 CLUTCH    | 0652-1944         |
| THROTTLE (PUSH/PULL)   | -                 |
| YZ450F 17 CLUTCH       | 0652-1944         |
| THROTTLE (PUSH/PULL)   | -                 |
| YZ450F 18 - 22 CLUTCH  | 0652-2321         |
| THROTTLE (PUSH/PULL)   | 0650-1717         |
| YZ450FX 19-20 CLUTCH   | 0652-2321         |
| THROTTLE (PUSH/PULL)   | 0650-1717         |
| YZ450FX 21-22 CLUTCH   | -                 |
| THROTTLE (PUSH/PULL)   | 0650-1717         |
| YZ465 80 CLUTCH        | -                 |
| THROTTLE (PULL)        | 0650-1234         |
| YZ490 83 CLUTCH        | 0652-1759         |
| THROTTLE (PULL)        | -                 |
| YZ490 84-90 CLUTCH     | 0652-1759         |
| THROTTLE (PULL)        | -                 |
| XT600 90-95 CLUTCH     | -                 |
| THROTTLE (PUSH/PULL)   | 0650-1255         |



**NEW**

**MX ANODIZED STEERING STEMS NUTS** \$14.95 - \$17.95

- Made from CNC machined 6061-T6 aluminum
- Designed to be used with stock or aftermarket steering stems
- Hard anodized finish to match bike brand

| MX ANODIZED STEERING STEMS NUTS |           |
|---------------------------------|-----------|
| MAKE/MODEL/YEAR                 | PART #    |
| <b>HONDA</b>                    |           |
| CR125R/250R 01-07               | 0410-0375 |
| CRF250R 04-23                   | 0410-0375 |
| CRF250RX 19-23                  | 0410-0375 |
| CRF250 X 04-19                  | 0410-0375 |
| CRF450R 02-23                   | 0410-0375 |
| CRF450RX 17-23                  | 0410-0375 |
| CRF450X 05-23                   | 0410-0375 |

| MX ANODIZED STEERING STEMS NUTS (CON'T) |           |
|---|-----------|
| MAKE/MODEL/YEAR                         | PART #    |
| <b>BETA</b>                             |           |
| 125 RR 18-23                            | 0410-0378 |
| 200 RR 19-23                            | 0410-0378 |
| 250 RR 13-23                            | 0410-0378 |
| 250 X TRAINER 19-23                     | 0410-0378 |
| 300 RR 13-23                            | 0410-0378 |
| 300 X TRAINER 15-23                     | 0410-0378 |
| 350 RR 11-23                            | 0410-0378 |
| 390/430/480 RR 15-23                    | 0410-0378 |
| 400/450/520 RR 10-14                    | 0410-0378 |
| 498 RR 12-14                            | 0410-0378 |
| 500 RR 18-20                            | 0410-0378 |
| <b>GAS GAS</b>                          |           |
| EC 250 21-23                            | 0410-0378 |
| EC250F 21-23                            | 0410-0378 |
| EC300 21-23                             | 0410-0378 |
| EC350F 21-23                            | 0410-0378 |
| MC 125 21-23                            | 0410-0378 |
| MC250 22-23                             | 0410-0378 |
| MC250F 21-23                            | 0410-0378 |
| MC350F 22-23                            | 0410-0378 |
| MC450F 21-23                            | 0410-0378 |
| EX250F 21-23                            | 0410-0378 |
| EX300 21-23                             | 0410-0378 |
| EX350F 21-23                            | 0410-0378 |
| EX450F 21-23                            | 0410-0378 |
| <b>HUSQVARNA</b>                        |           |
| TE 125 14-16                            | 0410-0379 |
| TE150 17-19, 23                         | 0410-0379 |

| MX ANODIZED STEERING STEMS NUTS (CON'T) |           |
|---|-----------|
| MAKE/MODEL/YEAR                         | PART #    |
| <b>HUSQVARNA (CON'T)</b>                |           |
| TE150I 18-22                            | 0410-0379 |
| TE250 14-18, 23                         | 0410-0379 |
| TE250I 21-22                            | 0410-0379 |
| TE300 14-18, 23                         | 0410-0379 |
| TE300I 18-22                            | 0410-0379 |
| FE250 14-23                             | 0410-0379 |
| FE350 14-23                             | 0410-0379 |
| FE450 14-23                             | 0410-0379 |
| FE501 14-23                             | 0410-0379 |
| TC125 14-23                             | 0410-0379 |
| TC250 14-23                             | 0410-0379 |
| FC250 14-23                             | 0410-0379 |
| FC350 14-23                             | 0410-0379 |
| FC450 14-23                             | 0410-0379 |
| TX126 17-22                             | 0410-0379 |
| TX300I 17-19, 23                        | 0410-0379 |
| TX300I 20-22                            | 0410-0379 |
| FX350 17-23                             | 0410-0379 |
| FX450 17-23                             | 0410-0379 |
| TE250/300 11-14                         | 0410-0379 |
| FE250-350 13-14                         | 0410-0379 |
| FE 390-501 09-14                        | 0410-0379 |
| <b>KAWASAKI</b>                         |           |
| KX125/250 04-08                         | -         |
| KX250F 04-18                            | 0410-0377 |
| KX250 19-23                             | 0410-0377 |
| KX250 XC 21-23                          | 0410-0377 |
| KX450F 06-18                            | 0410-0377 |

| MX ANODIZED STEERING STEMS NUTS (CON'T) |           |
|---|-----------|
| MAKE/MODEL/YEAR                         | PART #    |
| <b>KAWASAKI (CON'T)</b>                 |           |
| KX450 19-23                             | 0410-0377 |
| KX450 XC 21-23                          | 0410-0377 |
| KX450 SR 22-23                          | 0410-0377 |
| <b>KTM</b>                              |           |
| 125-380 SX 01-23                        | 0410-0380 |
| 250-450 SX-F 01-23                      | 0410-0380 |
| 125-380 EXC 01-23                       | 0410-0380 |
| 150-300 EXC TPI 18-23                   | 0410-0380 |
| 250-530 EXC-F 01-23                     | 0410-0380 |
| 125-150 XC-W 17-19                      | 0410-0380 |
| 250-350 FREERIDE 12-20                  | 0410-0380 |
| <b>YAMAHA</b>                           |           |
| YZ125 94-23                             | 0410-0376 |
| YZ125X 20-23                            | 0410-0376 |
| YZ250 94-23                             | 0410-0376 |
| YZ250X 16-23                            | 0410-0376 |
| YZ250F 01-23                            | 0410-0376 |
| YZ250FX 15-23                           | 0410-0376 |
| WR250F 01-23                            | 0410-0376 |
| WR400F 98-00                            | 0410-0376 |
| YZ400F 98-99                            | 0410-0376 |
| WR426F 01-02                            | 0410-0376 |
| YZ426F 00-02                            | 0410-0376 |
| WR450F 03-23                            | 0410-0376 |
| YZ450F 03-23                            | 0410-0376 |
| YZ450FX 16-23                           | 0410-0376 |



CALVIN VLAANDEREN



**BRAIDED CLUTCH LINES**

**\$82.95**

- Venhill Engineering in the UK makes Moose Racing® Stainless Steel Clutch lines to the highest specifications
- Each line is made from top quality PTFE coated hose, wrapped with British made stainless steel, and PVC coated for protection
- Rubber protection boots and extra rigid tubing are used to protect vulnerable areas from heat and impact and to prevent hose flex under compression
- Each line is designed to withstand a minimum of 14,000 PSI
- Installing our stainless lines gives a large performance increase by significantly reducing expansion under pressure, and absorption of water when compared to stock rubber hoses

**BRAIDED CLUTCH LINES**

| MAKE/MODEL/YEAR  | PART #    |
|------------------|-----------|
| <b>HUSABERG</b>  |           |
| TE 125 12        | MK01-3028 |
| TE 125 13        | 0661-0081 |
| FE 250 13-14     | MK01-3028 |
| TE 250 11-14     | MK01-3028 |
| TE 300 11-14     | MK01-3028 |
| FE 350 13-14     | MK01-3028 |
| FE 390 10-12     | 0661-0080 |
| FC 450 04-05     | 0661-0082 |
| FE 450 04-08     | 0661-0082 |
| FE 450 09-12     | 0661-0080 |
| FE 450 13        | MK01-3028 |
| FE 450 14        | 0661-0079 |
| FS 450C 05-06    | 0661-0082 |
| FS 450E 04-08    | 0661-0082 |
| FE 501 13        | MK01-3028 |
| FE 501 14        | 0661-0079 |
| FC 550 04-06     | MK01-3028 |
| FE 550E 04-08    | 0661-0082 |
| FE 650E 01-08    | 0661-0082 |
| FS 650C 06-08    | 0661-0082 |
| FS 650E 04-08    | 0661-0082 |
| <b>HUSQVARNA</b> |           |
| TC 125 14-15     | MK01-3027 |
| TC 125 16-20     | 0661-0078 |
| FC 250 14-15     | MK01-3028 |
| FC 250 16-18     | 0661-0078 |
| FC 250 21        | 0661-0078 |
| FE 250 14-16     | MK01-3028 |
| TC 250 04-16     | MK01-3027 |
| TC 250 17        | 0661-0078 |
| TE 250 04-13     | MK01-3027 |
| TE 250 14-16     | MK01-3028 |
| TE 250 17        | 0661-0078 |
| TXC 250 10-13    | MK01-3027 |
| TE 300 14-16     | MK01-3028 |
| TE 300 17        | 0661-0078 |
| TE 310 09-13     | MK01-3027 |
| TXC 310 12-13    | MK01-3027 |
| FC 350 14-15     | MK01-3028 |
| FC 350 16-18     | 0661-0078 |
| FC 350 21        | 0661-0078 |
| FE 350 14-16     | MK01-3028 |
| FE 350 S 15-16   | MK01-3028 |
| FX 350 17-18     | 0661-0078 |
| FX 350 21        | 0661-0078 |
| FC 450 14-15     | MK01-3028 |
| FC 450 16-17     | 0661-0080 |
| SM 450 R 04-10   | MK01-3027 |
| TC 450 04-10     | MK01-3027 |
| TE 450 04-10     | MK01-3027 |
| SM 510 R 05-10   | MK01-3027 |

**BRAIDED CLUTCH LINES (CON'T)**

| MAKE/MODEL/YEAR          | PART #    |
|--------------------------|-----------|
| <b>HUSQVARNA (CON'T)</b> |           |
| TC 510 05-10             | MK01-3027 |
| TE 510 04-10             | MK01-3027 |
| TE 630 11                | MK01-3027 |
| <b>KAWASAKI</b>          |           |
| KX450 19-21 CLUTCH       | 0661-0063 |
| <b>KTM</b>               |           |
| EXC 125/200 98-02        | MK01-3020 |
| EXC 125/200 03-12        | MK01-3027 |
| EXC 125 13-16            | MK01-3027 |
| SX 125 98-02             | MK01-3020 |
| SX 125 03-16             | MK01-3027 |
| SX 125 17-21             | 0661-0078 |
| SX 144 08-09             | MK01-3027 |
| SX 150 09-16             | MK01-3027 |
| SX 150 17-21             | 0661-0078 |
| XC 150 10-14             | MK01-3027 |
| XC-W 150 17-21           | 0661-0078 |
| EXC 150 20-21            | 0661-0078 |
| EXC 200 04-16            | MK01-3027 |
| SX 200 03-05             | MK01-3027 |
| XC 200 06-09             | MK01-3027 |
| XC-W 200 06-16           | MK01-3027 |
| EXC 250 99-03            | MK01-3021 |
| EXC 250 04-16            | MK01-3028 |
| EXC 250 17-21            | 0661-0078 |
| EXC-F 250 04-06          | MK01-3020 |
| EXC-F 250 07-16          | MK01-3028 |
| EXC-F 250 17-21          | 0661-0078 |
| SX 250 99-05             | MK01-3021 |
| SX 250 06-16             | MK01-3028 |
| SX 250 17-21             | 0661-0078 |
| SX-F 250 06              | MK01-3021 |
| SX-F 250 07-15           | MK01-3028 |
| SX-F 250 16-18           | 0661-0078 |
| SX-F 250 19-20           | 0661-0078 |
| SX-F 250 21              | 0661-0078 |
| XC 250 06-16             | MK01-3028 |
| XC 250 17-21             | 0661-0078 |
| XC-F 250 07-15           | MK01-3028 |
| XC-F 250 16-21           | 0661-0078 |
| XCF-W 250 06-16          | MK01-3028 |
| XC-W 250 06-16           | MK01-3028 |
| XC-W 250 17-21           | 0661-0078 |
| EXC 300 99-05            | MK01-3021 |
| EXC 300 06-16            | MK01-3028 |
| EXC 300 17-21            | 0661-0078 |
| XC 300 06-16             | MK01-3028 |
| XC 300 17-21             | 0661-0078 |
| XC-W 300 06-16           | MK01-3028 |
| XC-W 300 17-21           | 0661-0078 |
| EXC-F 350 12-16          | MK01-3028 |

**BRAIDED CLUTCH LINES (CON'T)**

| MAKE/MODEL/YEAR    | PART #    |
|--------------------|-----------|
| <b>KTM (CON'T)</b> |           |
| EXC-F 350 17-21    | 0661-0078 |
| SX-F 350 11-15     | MK01-3028 |
| SX-F 350 16-18     | 0661-0078 |
| SX-F 350 19-20     | 0661-0079 |
| SX-F 350 20-21     | 0661-0078 |
| XC-F 350 13-15     | MK01-3028 |
| XC-F 350 16-21     | 0661-0078 |
| XCF-W 350 13-16    | MK01-3028 |
| XCF-W 350 21       | 0661-0078 |
| SX 380 99-02       | MK01-3021 |
| SX 380 03          | MK01-3028 |
| EXC 380 99-02      | MK01-3021 |
| EXC 380 03         | MK01-3028 |
| EXC 400 08-12      | MK01-3020 |
| SX 400 00-05       | MK01-3020 |
| SXC 400 00-02      | MK01-3020 |
| XC-W 400 07-10     | MK01-3028 |
| EXC 450 08-11      | MK01-3028 |
| EXC 450 12-16      | 0661-0079 |
| EXC-F 450 17-19    | 0661-0079 |
| EXC-F 450 20       | 0661-0078 |
| EXC-F 450 21       | 0661-0079 |
| EXC-R 450 08-09    | MK01-3028 |
| SMR 450 13-14      | 0661-0079 |
| SMR 450 21         | 0661-0079 |
| SX-F 450 13-21     | 0661-0079 |
| XC-W 450 08-12     | MK01-3028 |
| XC-W 450 13-16     | 0661-0079 |
| XC-F 450 08        | MK01-3028 |
| XC-F 450 13-16     | MK01-3028 |
| XC-F 450 17-21     | 0661-0079 |
| XCR-W 450 08       | MK01-3027 |
| EXC 500 12-16      | 0661-0079 |
| EXC-F 500 17-19    | 0661-0079 |
| EXC-F 500 20       | 0661-0078 |
| EXC-F 500 21       | 0661-0079 |
| EXC-W 500 12       | MK01-3020 |
| XCF-W 500 21       | 0661-0078 |
| SX 505 08          | MK01-3028 |
| SX 520 99-02       | MK01-3020 |
| SXC 520 99-02      | MK01-3020 |
| EXC 525 07         | MK01-3028 |
| MXC 525 03-05      | MK01-3020 |
| XC 525 07          | MK01-3028 |
| SX 525 04-06       | MK01-3020 |
| SXC 525 03-05      | MK01-3020 |
| EXC-R 530 08-09    | MK01-3028 |
| EXC 530 10-12      | MK01-3028 |
| XC-W 530 09-12     | MK01-3028 |
| XCR-W 530 08       | MK01-3027 |

APPAREL

HELMETS & GOGGLES

RIDER ARMOR

OUTERWEAR

YOUTH

LUGGAGE & PACKS

BIKE BODY

BIKE CONTROLS

BIKE SUSPENSION

BIKE BRAKING

BIKE DRIVE

BIKE BEARINGS

BIKE ENGINE

BIKE ELECTRICAL

BIKE EXHAUST

BIKE WHEELS

BICYCLE

GARAGE & PROMO

SIZING CHART



**CLUTCH MASTER CYLINDER REPAIR KITS**

**\$19<sup>95</sup>-\$47<sup>95</sup>**

- Kits contain all of the components to re-seal leaking master cylinders
- Includes replacement hard anodized aluminum piston
- Replacement cover screws, boot and spring



**CLUTCH MASTER CYLINDER REPAIR KITS**

| MAKE/MODEL/YEAR     | PART #    |
|---------------------|-----------|
| <b>BETA</b>         |           |
| RR 2T 125 19-22     | 1132-1620 |
| RR 2T 125 RACE 21   | 1132-1620 |
| RR 2T 200 19-22     | 1132-1620 |
| RR 2T 200 RACE 21   | 1132-1620 |
| RR 2T 250 13-22     | 1132-1620 |
| RR 2T 300 13-22     | 1132-1620 |
| RX 2T 300 21        | 1132-1620 |
| XTRAINER 300 15-22  | 1132-1620 |
| RR 4T 350 12-21     | 1132-1620 |
| RR-S 4T 350 17-22   | 1132-1620 |
| RR 4T 390 15-21     | 1132-1620 |
| RR-S 4T 390 17-22   | 1132-1620 |
| RS 4T 390 15-16     | 1132-1620 |
| RR 4T 400 12-14     | 1132-1620 |
| RS 4T 400 14        | 1132-1620 |
| RR 4T 430 15-21     | 1132-1620 |
| RR-S 4T 430 17-22   | 1132-1620 |
| RS 4T 430 15-16     | 1132-1620 |
| RR 4T 450 12-14     | 1132-1620 |
| RR 4T 480 18-21     | 1132-1620 |
| RS 4T 480 15-16     | 1132-1620 |
| RR 4T 498 12-14     | 1132-1620 |
| RR-S 4T 500 17-22   | 1132-1620 |
| RS 4T 500 15-16     | 1132-1620 |
| RS 4T 520 14        | 1132-1620 |
| <b>GAS-GAS</b>      |           |
| MC65 21             | 1132-0931 |
| MC85 19/16 WHEEL 21 | 1132-0931 |
| MC 125 21           | 1132-1303 |
| EC200 18-19         | 1132-0912 |
| EC200 19            | 1132-0912 |
| EC250 REPLICCA 13   | 1132-0912 |
| EC250 SIX DAYS 19   | 1132-0912 |
| ENDURO 6P 250 18    | 1132-0912 |
| MC250F 21           | 1132-1303 |
| EX250F 21           | 1132-1303 |
| XC200 19            | 1132-0912 |
| EC250 12-19         | 1132-0912 |
| XC250 18-19         | 1132-0912 |
| EC RANGER 300 20    | 1132-0912 |
| EX300 21            | 1132-1303 |
| EC300 2019          | 1132-0912 |
| EC300 SIX DAYS 19   | 1132-0912 |
| XC300 19            | 1132-0912 |
| EX350F 21           | 1132-1303 |
| EX450F 21           | 1132-1303 |
| MC 450F 21          | 1132-0909 |
| <b>HONDA</b>        |           |
| CRF450R 21-22       | 1132-1621 |
| CRF450RWE 21-22     | 1132-1621 |
| CRF450RX 21-22      | 1132-1621 |
| <b>HUSABERG</b>     |           |
| FE250 13-14         | 1132-0909 |
| TE250 11-14         | 1132-0909 |
| TE300 11-14         | 1132-0909 |
| FE350 13-14         | 1132-0909 |
| 390FE 10-11         | 1132-0912 |
| 450FC 04-05         | 1132-0910 |
| 450FE 04-08         | 1132-0910 |
| 450FE 09-11         | 1132-0912 |
| 450FS-C 04-06       | 1132-0910 |
| 450FS-E 04-08       | 1132-0910 |
| 450FX 10-11         | 1132-0912 |
| FE450 14            | 1132-0909 |

**CLUTCH MASTER CYLINDER REPAIR KITS**

| MAKE/MODEL/YEAR                      | PART #    |
|--------------------------------------|-----------|
| <b>HUSABERG (CON'T)</b>              |           |
| FE501 13-14                          | 1132-0909 |
| 550FE 07-08                          | 1132-0910 |
| 550FS-E 07                           | 1132-0910 |
| 570FE 09-11                          | 1132-0912 |
| 570FS 10-11                          | 1132-0912 |
| 650FC 04-05                          | 1132-0910 |
| 650FE 04-08                          | 1132-0910 |
| 650FS-C 04-08                        | 1132-0910 |
| 650FS-E 04-08                        | 1132-0910 |
| <b>HUSQVARNA</b>                     |           |
| TC 65 18-21                          | 1132-0931 |
| TC 85 14-21                          | 1132-0931 |
| TC85 BW 19-20                        | 1132-0931 |
| TC 125 14-15                         | 1132-0912 |
| TC 125 16-21                         | 1132-1304 |
| TE 125 15-16                         | 1132-0912 |
| TE 150 17-19                         | 1132-1304 |
| TE 150I 20-21                        | 1132-1304 |
| FC 250 14-15                         | 1132-0909 |
| FC 250 (EURO) 15                     | 1132-0909 |
| FC 250 16-18                         | 1132-1304 |
| FC 250 19-20                         | 1132-1305 |
| FC250 22                             | 1132-1304 |
| FE 250 14-16                         | 1132-0909 |
| FE 250 17-20                         | 1132-1305 |
| TC 250 14-15                         | 1132-0912 |
| TC 250 16-17                         | 1132-0909 |
| TC 250 18-21                         | 1132-1305 |
| TE 250 14-16                         | 1132-0909 |
| TE 250 17-18                         | 1132-1305 |
| TE 250 I 18-21                       | 1132-1305 |
| TE 300 14-16                         | 1132-0909 |
| TE 300 17-18                         | 1132-1305 |
| TE 300I 19-20                        | 1132-1305 |
| TX 300 17-19                         | 1132-1305 |
| TX300 I 20-21                        | 1132-1305 |
| TX 300I 22                           | 1132-0909 |
| FC 350 14-15                         | 1132-0909 |
| FC 350 16-18                         | 1132-1304 |
| FC 350 21                            | 1132-1304 |
| FE 350 17-21                         | 1132-1305 |
| FX 350 19                            | 1132-1305 |
| FC 350 19-20                         | 1132-1305 |
| FE 350 14-16                         | 1132-0909 |
| FE 350 17-20                         | 1132-1305 |
| FE 350S 15-16                        | 1132-0909 |
| FE350S 20-21                         | 1132-1305 |
| FX 350 17-20                         | 1132-1304 |
| FC 450 14-15                         | 1132-0909 |
| FC 450 (EURO) 15                     | 1132-0909 |
| FC 450 16-20                         | 1132-1305 |
| <b>FC 450 ROCKSTAR EDITION 18-19</b> |           |
| FC 450 22                            | 1132-0909 |
| FE 450 14-16                         | 1132-0909 |
| FE 450 17-20                         | 1132-1305 |
| FR 450 RALLY 20                      | 1132-0909 |
| FS 450 18-20                         | 1132-1305 |
| FX 450 18-20                         | 1132-1305 |
| FX 450 22                            | 1132-0909 |
| FE 501 14-16                         | 1132-0909 |
| FE 501 17-21                         | 1132-1305 |
| FE 501S 15-16                        | 1132-0909 |
| FE501S 20-21                         | 1132-1305 |

**CLUTCH MASTER CYLINDER REPAIR KITS**

| MAKE/MODEL/YEAR                    | PART #    |
|------------------------------------|-----------|
| <b>HUSQVARNA (CON'T)</b>           |           |
| 701 ENDURO 16-20                   | 1132-1587 |
| 701 SUPERMOTO 16-20                | 1132-1587 |
| <b>KAWASAKI</b>                    |           |
| KX250R 21-22                       | 1132-1465 |
| KX250X 21-22                       | 1132-1465 |
| KX450X 21-22                       | 1132-1465 |
| KX450 19-22                        | 1132-1465 |
| <b>KTM</b>                         |           |
| SX 65 02-04                        | 1132-0910 |
| SX 65 05-13                        | 1132-0913 |
| SX 65 14-22                        | 1132-0931 |
| SXS 65 13                          | 1132-0913 |
| SXS 65 14                          | 1132-0931 |
| XC 65 08-09                        | 1132-0913 |
| SX 85 03-04                        | 1132-0910 |
| SX 85 05-13                        | 1132-0913 |
| SX 85 14-22                        | 1132-0931 |
| SX 85 BW 14-22                     | 1132-0931 |
| KC 85 08-09                        | 1132-0913 |
| SX 105 04                          | 1132-0910 |
| SX 105 06-11                       | 1132-0913 |
| KC 105 08-09                       | 1132-0913 |
| EXC 125 02-08                      | 1132-0910 |
| EXC 125 09                         | 1132-0912 |
| SX 125 98-03                       | 1132-0911 |
| SX 125 04-08                       | 1132-0910 |
| SX 125 09-15                       | 1132-0912 |
| SX 125 16-22                       | 1132-1303 |
| XC 125 21-22                       | 1132-1303 |
| SXS 125 04                         | 1132-0910 |
| SX 144 07-08                       | 1132-0910 |
| SX 150 09-15                       | 1132-0912 |
| SX 150 16-22                       | 1132-1303 |
| XC 150 10-14                       | 1132-0912 |
| XC-W 150 17-19                     | 1132-1303 |
| XC-W 150TPI 20-21                  | 1132-0909 |
| XC-W 150 TPI 22                    | 1132-1303 |
| EXC 200 98-03                      | 1132-0911 |
| SX 200 03-04                       | 1132-0910 |
| EXC 200 04-05                      | 1132-0910 |
| MXC 200 98-03                      | 1132-0911 |
| XC 200 06-08                       | 1132-0910 |
| XC 200 09                          | 1132-0912 |
| XC-W 200 06-08                     | 1132-0910 |
| XC-W 200 09-16                     | 1132-0909 |
| XC-W 200 15-16                     | 1132-0912 |
| EGS 250 99                         | 1132-0911 |
| EXC 250 99-03                      | 1132-0911 |
| EXC 250 04-05                      | 1132-0910 |
| EXC 250 08                         | 1132-0909 |
| EXC-F 250 17-19                    | 1132-0909 |
| EXC-G 250                          |           |
| RACING 02-03                       | 1132-0910 |
| EXC-G 250 RACING 04                | 1132-0913 |
| FREERIDE 250R 15-17                | 1132-0931 |
| MXC 250 99-01                      | 1132-0911 |
| SX 250 99-03                       | 1132-0911 |
| SX 250 04-05                       | 1132-0910 |
| SX 250 06-22                       | 1132-0909 |
| SX-F 250 05-06                     | 1132-0913 |
| SX-F 250 07-15                     | 1132-0909 |
| SX-F 250 16-22                     | 1132-1303 |
| <b>250 SX-F FACTORY EDITION 15</b> |           |
| SXS 250 01-03                      | 1132-0911 |
| SXS 250 04                         | 1132-0910 |
| XC 250 06-19                       | 1132-0909 |
| XC 250 TPI 20 22                   | 1132-0909 |
| XC-F 250 07-15                     | 1132-0909 |
| XC-F 250 16-20                     | 1132-1303 |
| XC-FW 250 06-16                    | 1132-0909 |
| XC-W 250 06-16                     | 1132-0909 |
| XC-W 250 TPI 18-22                 | 1132-0909 |
| EXC 300 99-03                      | 1132-0911 |
| EXC 300 04-05                      | 1132-0910 |

**CLUTCH MASTER CYLINDER REPAIR KITS**

| MAKE/MODEL/YEAR                       | PART #     |
|---------------------------------------|------------|
| <b>KTM (CON'T)</b>                    |            |
| EXC 300 06-08                         | 1132-0909  |
| MXC 300 99-03                         | 1132-0911  |
| MXC 300 04-05                         | 1132-0910  |
| XC 300 06-16                          | 1132-0909  |
| XC-W 300 06-19                        | 1132-0909  |
| XC-W 300 SIX DAYS 15-16               | 1132-0909  |
| XC-W 300 SIX DAYS 17-18               | 1132-1303  |
| XC-W 300 TPI 19-22                    | 1132-0909  |
| XC-W 300 ERZBERRODEO 20               | 1132-0909  |
| XC-W 300 TPI SIX DAYS 20              | 1132-0909  |
| EXC-F 350 17-22                       | 1132-0909  |
| SX-F 350 11-15                        | 1132-0909  |
| SX-F 350 16-18                        | 1132-1303  |
| SX-F 350 19-20                        | 1132-0909  |
| XC-F 350 11-15                        | 1132-0909  |
| XC-F 350 16-20                        | 1132-1303  |
| XC-FW 350 12-16                       | 1132-0909  |
| XC-FW 350 SIX DAYS 15-16              | 1132-0909  |
| XC-FW 350 20-22                       | 1132-0909  |
| <b>FREERIDE 350 (EURO) 15</b>         |            |
| EXC 380 98-02                         | 1132-0911  |
| MXC 380 99-01                         | 1132-0911  |
| SX 380 00-02                          | 1132-0911  |
| EXC 400 00-02                         | 1132-0910  |
| EXC-G 400 04-06                       | 1132-0913  |
| MXC 400 01-02                         | 1132-0910  |
| SX 400 00-02                          | 1132-0910  |
| XC-W 400 07                           | 1132-0913  |
| XC-W 400 09-10                        | 1132-0909  |
| EXC 450 03                            | 1132-0910  |
| EXC 450 04                            | 1132-0913  |
| EXC 450 07-14                         | 1132-0909  |
| EXC 450 09-11                         | 1132-0909  |
| EXC-F 450 SIX DAYS 17-18              | 1132-0909  |
| EXC-F 450 20                          | 1132-0909  |
| EXC-G 450 04-06                       | 1132-0913  |
| EXC-R 450 08                          | 1132-0909  |
| MXC-G 450 03                          | 1132-0910  |
| MXC-G 450 04-05                       | 1132-0913  |
| SMS 450 04                            | 1132-0913  |
| SMR 450 05-07                         | 1132-0913  |
| SMR 450 08                            | 1132-0910  |
| SX 450 03                             | 1132-0910  |
| SX 450 04-06                          | 1132-0913  |
| SX-F 450 2007                         | 1132-0913  |
| SX-F 450 08                           | 1132-0911  |
| SX-F 450 12                           | 1132-0912  |
| SX-F 450 13-22                        | 1132-0909  |
| <b>450 SX-F FACTORY EDITION 15-20</b> |            |
| SXS 450 03                            | 1132-0910  |
| SXS 450 04                            | 1132-0913  |
| XC 450 04-07                          | 1132-0913  |
| XC-F 450 08                           | 1132-0911  |
| XC-F 450 13-16                        | 1132-0909  |
| XC-F 450 17-20                        | 1132-01303 |
| XC-F 450 21-22                        | 1132-0909  |
| XCR-W 450 08                          | 1132-0909  |
| XC-W 450 07                           | 1132-0913  |
| XC-W 450 SIX DAYS 10                  | 1132-0909  |
| XC-W 450 08-16                        | 1132-0909  |
| EXC-F 500 17-22                       | 1132-0909  |
| <b>EXC-F 500 SIX DAYS 20-22</b>       |            |
| XC-FW 500 21-22                       | 1132-0909  |
| XC-W 500 12-16                        | 1132-0909  |
| SX-F 505 08                           | 1132-0911  |
| XC-F 505 08                           | 1132-0911  |
| EXC 520 00-02                         | 1132-0910  |
| MXC 520 01-02                         | 1132-0910  |
| SX 520 00-02                          | 1132-0910  |

| CLUTCH MASTER CYLINDER REPAIR KITS |           |
|------------------------------------|-----------|
| MAKE/MODEL/YEAR                    | PART #    |
| <b>KTM (CON'T)</b>                 |           |
| EXC 525 03                         | 1132-0910 |
| EXC 525 04-06                      | 1132-0913 |
| EXC 525 07                         | 1132-0909 |
| MXC-6 525 03                       | 1132-0910 |
| MXC-6 525 04-05                    | 1132-0913 |
| SMR 525 05                         | 1132-0913 |
| SX 525 03                          | 1132-0910 |
| SX 525 04-06                       | 1132-0913 |
| XC 525 06-07                       | 1132-0913 |
| XC-W 525 07                        | 1132-0913 |
| EXC 530 09-11                      | 1132-0909 |

| CLUTCH MASTER CYLINDER REPAIR KITS |           |
|------------------------------------|-----------|
| MAKE/MODEL/YEAR                    | PART #    |
| <b>KTM (CON'T)</b>                 |           |
| EXC-R 530 08                       | 1132-0909 |
| XCR-W 530 08                       | 1132-0909 |
| XC-W 530 09-11                     | 1132-0909 |
| SXS 540 01-03                      | 1132-0910 |
| SXS 540 04-06                      | 1132-0913 |
| SMR 560 06-07                      | 1132-0913 |
| SMC 625 04-06                      | 1132-0911 |
| SXC 625 04                         | 1132-0911 |
| 640 LC4 ENDURO 04                  | 1132-0911 |
| 640 LC4 SUPERMOTO 04-05            | 1132-0911 |

| CLUTCH MASTER CYLINDER REPAIR KITS |           |
|------------------------------------|-----------|
| MAKE/MODEL/YEAR                    | PART #    |
| <b>KTM (CON'T)</b>                 |           |
| ADVENTURE 640 03-07                | 1132-0911 |
| 660 RALLY FACTORY REPL. 06-07      | 1132-0910 |
| SMC 660 2004 - 05                  | 1132-0911 |
| ENDURO 690 08                      | 1132-0911 |
| 660 RALLYE 01-05                   | 1132-0910 |
| ENDURO R 690 09-12                 | 1132-0911 |
| ENDURO R 690 13 -21                | 1132-1587 |
| SMC 690 08-10                      | 1132-0911 |
| SMC R 690 2019 - 20                | 1132-1587 |
| ADVENTURE 950 03-06                | 1132-0911 |

| CLUTCH MASTER CYLINDER REPAIR KITS |           |
|------------------------------------|-----------|
| MAKE/MODEL/YEAR                    | PART #    |
| <b>KTM (CON'T)</b>                 |           |
| SUPER ENDURO 950 07                | 1132-0911 |
| SUPERMOTO 950 05 - 08              | 1132-0911 |
| ADVENTURE 990 07-13                | 1132-0911 |
| SUPERMOTO 990 10-11                | 1132-0911 |
| <b>RIEJU</b>                       |           |
| MR RACING 250 21                   | 1132-0912 |
| MR RANGER 300 21                   | 1132-0912 |

### SLAVE CYLINDER REBUILD KITS

\$26<sup>95</sup> - \$57<sup>95</sup>

- Kit contains all of the components to re-seal leaking slave cylinder
- Kit includes copper washer, seal, o-rings, gaskets, spring and screws



| SLAVE CYLINDER KIT  |           |
|---------------------|-----------|
| MAKE/MODEL/YEAR     | PART #    |
| <b>GAS GAS</b>      |           |
| MC65 21-23          | 0950-0898 |
| MC 85 19/16         |           |
| WHEEL 21-23         | 0950-0898 |
| MC125 21-23         | 0950-0899 |
| EX250F 21-23        | 0950-0899 |
| MC250F 21-23        | 0950-0899 |
| EX300 21            | 0950-0900 |
| EX350F 21-22        | 0950-0899 |
| EX450F 21-22        | 0950-0762 |
| MC450F 21-22        | 0950-0762 |
| <b>HONDA</b>        |           |
| CRF450R 21-23       | 0950-0987 |
| CRF450RWE 21-23     | 0950-0987 |
| CRF450RX 21-23      | 0950-0987 |
| <b>HUSABERG</b>     |           |
| FE 250 14           | 0950-0760 |
| TE 250 11-14        | 0950-0759 |
| TE300 11-14         | 0950-0759 |
| FE350 13-14         | 0950-0759 |
| 390FE 10-11         | 0950-0768 |
| FE501 13-14         | 0950-0762 |
| <b>HUSQVARNA</b>    |           |
| TC 85 18 - 23       | 0950-0898 |
| TC 85 / 85BW 14-23  | 0950-0898 |
| TC 125 14-15        | 0950-0765 |
| TC 125 16-17        | 0950-0900 |
| TC 125 18-19        | 0950-0899 |
| TC125 20-22         | 0950-0900 |
| TC125 / HERITAGE 23 | 0950-0899 |
| TE 125 15-16        | 0950-0765 |
| TE 150 17           | 0950-0900 |
| TE 150 I 20-22      | 0950-0900 |
| TE 150 18-19        | 0950-0899 |
| TE150 I 20-21       | 0950-0900 |
| FC 250 14-15        | 0950-0760 |
| FC 250 16-20        | 0950-0900 |
| FE 250 14-16        | 0950-0760 |
| FE250 17-21         | 0950-0900 |
| TC 250 14-16        | 0950-0759 |
| TC 250 17           | 0950-0900 |
| TC 250 18           | 0950-0899 |
| TC 250 19-22        | 0950-0900 |
| TE 250 14-16        | 0950-0759 |

| SLAVE CYLINDER KIT (CON'T)    |           |
|-------------------------------|-----------|
| MAKE/MODEL/YEAR               | PART #    |
| <b>HUSQVARNA (CON'T)</b>      |           |
| TE 250 17-18                  | 0950-0900 |
| TE 250 I 18-21                | 0950-0900 |
| TE 250 EFI 18-21              | 0950-0900 |
| TE 300 14-16                  | 0950-0759 |
| TE 300 17-18                  | 0950-0900 |
| TE 300 I 19-21                | 0950-0900 |
| TX 300 17-19                  | 0950-0900 |
| TX300 I 20-21                 | 0950-0900 |
| TX300 I 22                    | 0950-0899 |
| FC 350 14-15                  | 0950-0760 |
| FC 350 16-20                  | 0950-0900 |
| FC350 21                      | 0950-0900 |
| FC350 22                      | 0950-0899 |
| FE 350 14-16                  | 0950-0760 |
| FE 350 17-21                  | 0950-0900 |
| FE 350S 15-16                 | 0950-0760 |
| FE350S 20-21                  | 0950-0900 |
| FX 350 17-21                  | 0950-0900 |
| FC 450 14-15                  | 0950-0762 |
| FC 450 16-21                  | 0950-0897 |
| FC 450 22                     | 0950-0764 |
| FC 450 ROCKSTAR EDITION 18-20 | 0950-0897 |
| FC 450 ROCKSTAR EDITION 22    | 0950-0899 |
| FE 450 14-16                  | 0950-0760 |
| FE 450 17-21                  | 0950-0897 |
| FS 450 18-21                  | 0950-0897 |
| FX 450 18-21                  | 0950-0897 |
| FE 501 14-16                  | 0950-0762 |
| FE 501 17-21                  | 0950-0897 |
| FE 501S 15-16                 | 0950-0762 |
| FE501S 20-21                  | 0950-0897 |
| 701 ENDURO 16-18              | 0950-0897 |
| 701 ENDURO 19-20              | 0950-0918 |
| 701 SUPERMOTO 16              | 0950-0918 |
| 701 SUPERMOTO 17-18           | 0950-0897 |
| 701 SUPERMOTO 19-20           | 0950-0918 |
| <b>KAWASAKI</b>               |           |
| KX250F 21-23                  | 0950-0917 |
| KX250X 21-23                  | 0950-0917 |
| KX450X 21-23                  | 0950-0917 |

| SLAVE CYLINDER KIT (CON'T)  |           |
|-----------------------------|-----------|
| MAKE/MODEL/YEAR             | PART #    |
| <b>KAWASAKI (CON'T)</b>     |           |
| KX 450 19-23                | 0950-0917 |
| <b>KTM</b>                  |           |
| SX 65 02-13                 | 0950-0767 |
| SX 65 14-23                 | 0950-0898 |
| SXS 65 13-14                | 0950-0898 |
| XC 65 08-09                 | 0950-0767 |
| SX 85 03-12                 | 0950-0767 |
| SX 85 13                    | 0950-0898 |
| SX 85 14-22                 | 0950-0898 |
| SX 85 BW 13-23              | 0950-0898 |
| SXS 85 13-14                | 0950-0898 |
| XC 85 08-09                 | 0950-0767 |
| SX 105 04-11                | 0950-0767 |
| XC 105 08-09                | 0950-0767 |
| SX 125 98-99                | 0950-0766 |
| SX 125 00-15                | 0950-0765 |
| SX 125 16-23                | 0950-0899 |
| XC 125 21-23                | 0950-0899 |
| SXS 125 04                  | 0950-0765 |
| SX 144 07-08                | 0950-0765 |
| SX 150 09-15                | 0950-0765 |
| SX 150 16-22                | 0950-0899 |
| XC 150 10-14                | 0950-0765 |
| XC-W 150 17-23              | 0950-0899 |
| XC-W 150 TPI 20-22          | 0950-0899 |
| EXC 125 00-09               | 0950-0765 |
| EXC 200 98-99               | 0950-0766 |
| EXC 200 00-05               | 0950-0765 |
| MXC 200 98-99               | 0950-0766 |
| MXC 200 00-03               | 0950-0765 |
| SX 200 03-04                | 0950-0765 |
| XC 200 06-08                | 0950-0765 |
| XC-W 200 09                 | 0950-0765 |
| XC-W 200 06-16              | 0950-0765 |
| MXC 250 00-01               | 0950-0767 |
| EXC 250 00-05               | 0950-0767 |
| EXC 250 08                  | 0950-0759 |
| EXC 250 23                  | 0950-0899 |
| EXC-F 250 17-19             | 0950-0899 |
| EXC-G 250                   |           |
| RACING 02-05                | 0950-0768 |
| FREERIDE 250 R 15-17        | 0950-0898 |
| SX 250 00-05                | 0950-0767 |
| SX 250 06-16                | 0950-0759 |
| XC-FW 250 14-16             | 0950-0760 |
| XC-W 250 TPI                | 0950-0899 |
| SX 250 17-22                | 0950-0899 |
| SX-F 250 05-06              | 0950-0768 |
| SX-F 250 13-15              | 0950-0760 |
| SX-F 250 16-22              | 0950-0899 |
| SX-F 250 FACTORY EDITION 15 | 0950-0899 |
| SXS 250 01-04               | 0950-0767 |
| XC 250 06-16                | 0950-0759 |
| XC 250 17-23                | 0950-0899 |
| XC 250 TPI 20-22            | 0950-0899 |
| XC-F 250 13-15              | 0950-0760 |
| XC-F 250 16-20              | 0950-0899 |
| XC-FW 250 14-16             | 0950-0760 |

| SLAVE CYLINDER KIT (CON'T) |           |
|----------------------------|-----------|
| MAKE/MODEL/YEAR            | PART #    |
| <b>KTM (CON'T)</b>         |           |
| XC-W 250 06-16             | 0950-0759 |
| XC-W 250 17-18             | 0950-0899 |
| XC-W 250 TPI 18-22         | 0950-0899 |
| EXC 300 00-05              | 0950-0767 |
| EXC 300 06-08              | 0950-0759 |
| MXC 300 00-05              | 0950-0767 |
| XC 300 06-16               | 0950-0759 |
| XC 300 17                  | 0950-0899 |
| XC 300 18-19               | 0950-0900 |
| XC 300 20-23               | 0950-0899 |
| XC 300 TPI 20-22           | 0950-0900 |
| XC-W 300 06-16             | 0950-0759 |
| XC-W 300 17                | 0950-0899 |
| XC-W 300 18                | 0950-0900 |
| XC-W 300 SIX DAYS 14-16    | 0950-0759 |
| XC-W 300 SIX DAYS 17-18    | 0950-0899 |
| XC-W 300 TPI 19-22         | 0950-0899 |
| EXC-F 350 12-16            | 0950-0760 |
| EXC-F 350 17-22            | 0950-0899 |
| SX-F 350 11-15             | 0950-0760 |
| SX-F 350 16-20             | 0950-0899 |
| XC-F 350 11-15             | 0950-0760 |
| XC-F 350 16-22             | 0950-0899 |
| XC-FW 350 12-16            | 0950-0760 |
| XC-FW 350 20-22            | 0950-0899 |
| XC-FW 350 SIX DAYS 15-16   | 0950-0760 |
| XC-W 300 SIX DAYS 17-18    | 0950-0899 |
| XC-W 300 TPI 19-22         | 0950-0899 |
| XC-W 300 ERZERGRÖDE 20     | 0950-0899 |
| XC-W 300 TPI SIX DAYS 20   | 0950-0899 |
| EXC-F 350 12-16            | 0950-0760 |
| EXC-F 350 17-23            | 0950-0899 |
| SX-F 350 11-15             | 0950-0760 |
| SX-F 350 16-22             | 0950-0899 |
| XC-F 350 16-22             | 0950-0899 |
| XC-FW 350 11-15            | 0950-0760 |
| XC-FW 350 20-22            | 0950-0899 |
| XC-FW 350 SIX DAYS 15-16   | 0950-0760 |
| EXC 380 00-02              | 0950-0767 |
| MXC 380 00-01              | 0950-0767 |
| SX 380 00-02               | 0950-0767 |
| EXC 400 00-02              | 0950-0767 |
| EXC 400 2003               | 0950-0768 |
| EXC-G 400 04-06            | 0950-0768 |
| MXC 400 01-02              | 0950-0767 |
| SX 400 00-02               | 0950-0767 |
| XC-W 400 07                | 0950-0768 |
| XC-W 400 09-10             | 0950-0764 |
| EXC 450 03-04              | 0950-0768 |
| EXC 450 07                 | 0950-0768 |
| EXC 450 09-14              | 0950-0764 |
| EXC-F 450 SIX DAYS 17-19   | 0950-0762 |

CONTINUED ON NEXT PAGE

APPAREL

HELMETS & GOGGLES

RIDER ARMOR

OUTERWEAR

YOUTH

LUGGAGE & PACKS

BIKE BODY

BIKE CONTROLS

BIKE SUSPENSION

BIKE BRAKING

BIKE DRIVE

BIKE BEARINGS

BIKE ENGINE

BIKE ELECTRICAL

BIKE EXHAUST

BIKE WHEELS

BICYCLE

GARAGE & PROMO

SIZING CHART



| SLAVE CYLINDER KIT (CON'T)     |           |
|--------------------------------|-----------|
| MAKE/MODEL/YEAR                | PART #    |
| <b>KTM (CON'T)</b>             |           |
| EXC-F 450 20                   | 0950-0762 |
| EXC-G 450 03-07                | 0950-0768 |
| EXC-R 450 08                   | 0950-0764 |
| MXC-G 450 03-05                | 0950-0768 |
| SXS 450 03-04                  | 0950-0768 |
| SMS 450 04                     | 0950-0768 |
| SMR 450 05-07                  | 0950-0768 |
| SMR 450 08-09                  | 0950-0763 |
| SMR 450 2021                   | 0950-0897 |
| SX 450 03-06                   | 0950-0768 |
| SX-F 450 07-12                 | 0950-0763 |
| SX-F 450 13-22                 | 0950-0762 |
| 450 SX-F FACTORY EDITION 15-21 | 0950-0762 |
| 450 SX-F FACTORY EDITION 2022  | 0950-0899 |
| SXS 450 03-04                  | 0950-0768 |
| XC 450 04-07                   | 0950-0768 |

| SLAVE CYLINDER KIT (CON'T) |           |
|----------------------------|-----------|
| MAKE/MODEL/YEAR            | PART #    |
| <b>KTM (CON'T)</b>         |           |
| XC-F 450 08-09             | 0950-0763 |
| XC-F 450 13-22             | 0950-0762 |
| XC-W 450 07                | 0950-0768 |
| XCR-W 450 08               | 0950-0764 |
| XC-W 450 SIX DAYS 10-11    | 0950-0764 |
| XC-W 450 09-16             | 0950-0764 |
| EXC 500 12-16              | 0950-0764 |
| EXC 500 SIX DAYS 11-16     | 0950-0764 |
| EXC 500 SIX DAYS 20-22     | 0950-0762 |
| EXC-F 500 17-22            | 0950-0762 |
| XC-FW 500 20-22            | 0950-0762 |
| XC-W 500 12-16             | 0950-0764 |
| SX-F 505 08                | 0950-0763 |
| XC-F 505 09                | 0950-0763 |
| EXC 520 00-02              | 0950-0767 |

| SLAVE CYLINDER KIT (CON'T) |           |
|----------------------------|-----------|
| MAKE/MODEL/YEAR            | PART #    |
| <b>KTM (CON'T)</b>         |           |
| MXC 520 01-02              | 0950-0767 |
| SX 520 00-02               | 0950-0767 |
| EXC 525 03-06              | 0950-0768 |
| MXC-G 525 03-05            | 0950-0768 |
| SMR 525 05                 | 0950-0768 |
| SX 525 03-06               | 0950-0768 |
| XC 525 06-07               | 0950-0768 |
| XC-W 525 06-07             | 0950-0768 |
| EXC 530 09-11              | 0950-0764 |
| EXC-R 530 08               | 0950-0764 |
| XCR-W 530 08               | 0950-0764 |
| XC-W 530 / SIX DAYS 09-11  | 0950-0764 |
| SXS 540 01-02              | 0950-0767 |
| SXS 540 03-06              | 0950-0768 |
| SMR 560 06-07              | 0950-0768 |
| SXC 625 03                 | 0950-0769 |
| SXC 625 04-06              | 0950-0769 |

| SLAVE CYLINDER KIT (CON'T)    |           |
|-------------------------------|-----------|
| MAKE/MODEL/YEAR               | PART #    |
| <b>KTM (CON'T)</b>            |           |
| ENDURO 640 LC4 03             | 0950-0769 |
| ENDURO 640 LC4 04-06          | 0950-0769 |
| LC4 640 05                    | 0950-0769 |
| SUPERMOTO 640 LC4 03          | 0950-0769 |
| SUPERMOTO 640 LC4 04-05       | 0950-0769 |
| SMC 660 03-05                 | 0950-0769 |
| 690 RALLY FACTORY REPL. 08-09 | 0950-0768 |
| ENDURO 690 08                 | 0950-0768 |
| ENDURO R 690 09-15            | 0950-0768 |
| ENDURO R 690 17-21            | 0950-0918 |
| SMC 690 08-10                 | 0950-0768 |
| SMC R 690 19-21               | 0950-0918 |



**TI FOOTPEGS \$269<sup>95</sup>**

- Made from aerospace grade titanium for light weight and durability
- Available for all popular late model off-road motorcycles
- 57mm wide platform with aggressive tread surface
- Looks just like OEM foot peg

| TI FOOTPEGS     |           |
|-----------------|-----------|
| MAKE/MODEL/YEAR | PART #    |
| <b>GAS GAS</b>  |           |
| MC50 21-24      | 1620-2371 |
| MC 65 21-24     | 1620-2371 |
| MC85 21-24      | 1620-2371 |
| MC 125 21-23    | 1620-2371 |
| MC 125 24       | 1620-2521 |
| EX 250 21-23    | 1620-2521 |
| EX 250 24       | 1620-2521 |
| EX 250 F 21-23  | 1620-2372 |
| EX 250 24       | 1620-2521 |
| MC 250 F 21-23  | 1620-2372 |
| MC 250 F 24     | 1620-2521 |
| EX 300 21-23    | 1620-2372 |
| EC 300 21-23    | 1620-2372 |
| EC 300 24       | 1620-2521 |
| EX 350 F 21-23  | 1620-2372 |
| EX 350 F 24     | 1620-2521 |
| MC350F 21-23    | 1620-2372 |
| MC350F 24       | 1620-2521 |
| EX 450 F 21-23  | 1620-2372 |
| EX450 F 24      | 1620-2521 |
| MC 450 F 21-23  | 1620-2372 |
| MC 450F 24      | 1620-2521 |
| <b>HONDA</b>    |           |
| CR125R 02-07    | 1620-2373 |
| CR250R 02-07    | 1620-2373 |
| CRF150R 07-23   | 1620-2373 |
| CRF250R 04-23   | 1620-2373 |
| CRF250X 04-17   | 1620-2373 |
| CRF250RX 19-23  | 1620-2373 |
| CRF450R 02-23   | 1620-2373 |

| TI FOOTPEGS (CON'T)     |           |
|-------------------------|-----------|
| MAKE/MODEL/YEAR         | PART #    |
| <b>HONDA (CON'T)</b>    |           |
| CRF450X 05-23           | 1620-2373 |
| CRF450RX 17-23          | 1620-2373 |
| CRF450L 19-20           | 1620-2373 |
| CRF450RL 21-23          | 1620-2373 |
| <b>HUSKY</b>            |           |
| EE-3 23                 | 1620-2371 |
| EE-5 20-23              | 1620-2371 |
| TC 50 17-23             | 1620-2371 |
| TC65 17-23              | 1620-2371 |
| TC85 14-17              | 1620-2371 |
| TC125/250 14-16         | 1620-2371 |
| TC125 16-22/250 17-22   | 1620-2372 |
| TC125/250 23-24         | 1620-2522 |
| TE125/250/300 14-16     | 1620-2371 |
| FC250/350/450 16-22     | 1620-2371 |
| FE250/350/501 17-22     | 1620-2371 |
| 701 ENDURO 16-24        | 1620-2371 |
| TX 125-300 17-22        | 1620-2372 |
| TX 300I 20-22           | 1620-2372 |
| TX 300I 23-24           | 1620-2522 |
| TE 125-250 17-19        | 1620-2372 |
| TE 150I 20-23           | 1620-2372 |
| TE 250I - TE 300I 18-22 | 1620-2372 |
| TE 250I - TE 300I 23-24 | 1620-2522 |
| FC250/350/450 16-22     | 1620-2372 |
| FC250/350/450 23-24     | 1620-2522 |
| FE 250-501 17-23        | 1620-2372 |
| FE 250-501 24           | 1620-2522 |
| <b>KAWASAKI</b>         |           |
| KX250 05-07             | 1620-2374 |
| KX250F10-20             | 1620-2374 |
| KX250 /XC 21-23         | 1620-2374 |
| KX450F 06               | 1620-2374 |
| KX450F 10-18            | 1620-2374 |
| KX450 /XC 19-23         | 1620-2374 |
| <b>KTM</b>              |           |
| 50 JR ADVENTURE 00-04   | 1620-2371 |
| 50 MINI ADVENTURE 01-08 | 1620-2371 |
| 50 SR ADVENTURE 00-07   | 1620-2371 |
| 50SX/JR/MINI 09-23      | 1620-2371 |
| 50SX PRO JR 99-02       | 1620-2371 |
| 50SX PRO SR 99-00       | 1620-2371 |
| 50SX PRO SR LC 01-08    | 1620-2371 |
| 65SX 98-22              | 1620-2371 |
| 65SX 12-13              | 1620-2371 |
| 65XC 08-09              | 1620-2371 |
| 85SX 03-22              | 1620-2371 |
| 85SX 12-13              | 1620-2371 |
| 125EXC 98-04            | 1620-2371 |
| 125SX 98-15             | 1620-2371 |
| 125SX 16-22             | 1620-2371 |
| 125SX 24                | 1620-2522 |

| TI FOOTPEGS (CON'T)                 |           |
|-------------------------------------|-----------|
| MAKE/MODEL/YEAR                     | PART #    |
| <b>KTM (CON'T)</b>                  |           |
| 144SX 08                            | 1620-2371 |
| 150SX 09-15                         | 1620-2371 |
| 150XC 10-14                         | 1620-2371 |
| 200XC-W 06-16                       | 1620-2371 |
| 250EXC 98-04                        | 1620-2371 |
| 250EXC RACING 4-STROKE 03-05        | 1620-2371 |
| 250MXC 98-02                        | 1620-2371 |
| 250SX 96-15                         | 1620-2371 |
| 250SX-F 05-15                       | 1620-2371 |
| FREERIDE 250FR 14-17                | 1620-2371 |
| FREERIDE 250F 18-22                 | 1620-2371 |
| 250XC 06-16                         | 1620-2371 |
| 250XC-F 07-15                       | 1620-2371 |
| 250XCF-W 07-16                      | 1620-2371 |
| 250XC-W 06-16                       | 1620-2371 |
| 300EXC/MXC 98-08                    | 1620-2371 |
| 300XC 06-16                         | 1620-2371 |
| 300XC-W 06-16                       | 1620-2371 |
| 300XC-W HARD ENDURO 24              | 1620-2522 |
| 350EXC-F 12-15                      | 1620-2371 |
| 350EXC-F 24                         | 1620-2522 |
| 250-530 EXC-F 98-16                 | 1620-2371 |
| 350SX-F 11-15                       | 1620-2371 |
| 350SX-F 23-24                       | 1620-2522 |
| 350XC-F 11-15                       | 1620-2371 |
| 350XC-F 23-24                       | 1620-2522 |
| 350XW-F 24                          | 1620-2522 |
| 350XCF-W 12-16                      | 1620-2371 |
| FREERIDE 350F 12-22                 | 1620-2371 |
| 380EXC/MXC/SX 98-02                 | 1620-2371 |
| 400EXC RACING 4-STROKE 00-07        | 1620-2371 |
| 400 LC4 00-02                       | 1620-2371 |
| 400MXC/SX 00-04                     | 1620-2371 |
| 400SX 00                            | 1620-2371 |
| 400XC-W 07-10                       | 1620-2371 |
| 450EXC RACING 4-STROKE 03-07        | 1620-2371 |
| 450EXC 09-12                        | 1620-2371 |
| 450SMR 04-07, 12-13                 | 1620-2371 |
| 450SX RACING 4-STROKE 03-06         | 1620-2371 |
| 450SX-F 23-24                       | 1620-2522 |
| 450SX-F 07-15                       | 1620-2371 |
| 450XC-F 08-15                       | 1620-2371 |
| 450XC-F 23-24                       | 1620-2522 |
| 450XC-W 07-16                       | 1620-2371 |
| 520EXC/MXC/SX RACING 4-STROKE 00-02 | 1620-2371 |
| 525EXC/MXC RACING 4-STROKE 03-07    | 1620-2371 |
| 525SMC 04                           | 1620-2371 |

| TI FOOTPEGS (CON'T)                         |           |
|---|-----------|
| MAKE/MODEL/YEAR                             | PART #    |
| <b>KTM (CON'T)</b>                          |           |
| 525SMR 04-05                                | 1620-2371 |
| 525SX RACING 4-STROKE 03-06                 | 1620-2371 |
| 525XC RACING 4-STROKE 06-07                 | 1620-2371 |
| 525XC-W 07                                  | 1620-2371 |
| 690 ENDURO/SMC/SM/R 07-15                   | 1620-2371 |
| 950/990 ADVENTURE, SM, SMR, SMT, SE-R 04-15 | 1620-2371 |
| 150SX 16-22                                 | 1620-2372 |
| 150 EXC TPI 20-22                           | 1620-2372 |
| 125-150 XC-W 17-23                          | 1620-2372 |
| 125-150 XC-W 17-23                          | 1620-2522 |
| 250-300 EXC 17-18                           | 1620-2372 |
| 250-300 EXC TPI 18-22                       | 1620-2372 |
| 250SX 17-22                                 | 1620-2372 |
| 250SX 23-24                                 | 1620-2522 |
| 250SXF FACTORY EDITION 15-16                | 1620-2372 |
| 250SXF/XCF 16-22                            | 1620-2372 |
| 250SXF/XCF 23-24                            | 1620-2522 |
| 250XC 17-22                                 | 1620-2372 |
| 250XC 23-24                                 | 1620-2522 |
| 300XC 17-22                                 | 1620-2372 |
| 300XC 23-24                                 | 1620-2522 |
| 250-500 EXC-F 17-23                         | 1620-2372 |
| 500EXC-F 24                                 | 1620-2522 |
| 350SXF/XCF 16-22                            | 1620-2372 |
| 450SXF FACTORY EDITION 15-16                | 1620-2372 |
| 450SXF/XCF 16-22                            | 1620-2372 |
| 450XCF-W 24                                 | 1620-2522 |
| 500 XW-F 24                                 | 1620-2522 |
| <b>SUZUKI</b>                               |           |
| RMZ250/450 10-23                            | 1620-2375 |
| RMX450Z 201, 17-19                          | 1620-2375 |
| <b>SHERCO</b>                               |           |
| SE-R 125 18-21                              | 1620-2371 |
| SE250 -R 14-21                              | 1620-2371 |
| SE-R 300 14-21                              | 1620-2371 |
| SE-F 250 10-21                              | 1620-2371 |
| SE-F 450 10-21                              | 1620-2371 |
| SE-F 510 10-21                              | 1620-2371 |
| <b>YAMAHA</b>                               |           |
| YZ65 18-23                                  | 1620-2376 |
| YZ85 02-23                                  | 1620-2376 |
| YZ125 97-23                                 | 1620-2376 |
| YZ125X 00-23                                | 1620-2376 |
| YZ250 97-23                                 | 1620-2376 |
| YZ250F 01-22                                | 1620-2376 |
| YZ250F 23-24                                | 1620-2521 |
| YZ250X 16-23                                | 1620-2376 |
| WR250F 01-23                                | 1620-2376 |

| TI FOOTPEGS (CON'T)   |           |
|-----------------------|-----------|
| MAKE/MODEL/YEAR       | PART #    |
| <b>YAMAHA (CON'T)</b> |           |
| WR400F 98-00          | 1620-2376 |
| YZ400F 98-99          | 1620-2376 |
| WR426F 01-02          | 1620-2376 |
| YZ426F 00-02          | 1620-2376 |

| TI FOOTPEGS (CON'T)   |           |
|-----------------------|-----------|
| MAKE/MODEL/YEAR       | PART #    |
| <b>YAMAHA (CON'T)</b> |           |
| WR450F 03-23          | 1620-2376 |
| YZ450F 03-22          | 1620-2376 |
| YZ450F 23-24          | 1620-2521 |
| YZ450FX 16-22         | 1620-2376 |



**QUALIFIER FOOTPEGS** **\$113.95 - \$121.95**

- Two-piece light weight footpeg design
- CNC machined aluminum alloy construction
- Extra wide replaceable stainless steel footplate
- The stainless steel footplate also sits inside a rubber damper, which helps to absorb shock
- Use your OEM springs
- Available in black only
- Replacement footplate 1620-1738; retail \$26.95

| QUALIFIER FOOTPEGS       |           |
|--------------------------|-----------|
| MAKE/MODEL/YEAR          | PART #    |
| <b>BETA</b>              |           |
| 125 RR 2T 18-19          | 1620-1898 |
| 125RR 2T 20-23           | 1620-2407 |
| 200 RR 2T 19             | 1620-1898 |
| 200 RR 2T 20-23          | 1620-2407 |
| 250RR 2T 13-19           | 1620-1898 |
| 250RR 2T 20-23           | 1620-2407 |
| 250 XTRAINER 17-22       | 1620-1898 |
| 300 XTRAINER 15-22       | 1620-1898 |
| 300RR 2T 13-19           | 1620-1898 |
| 300RR 2T 20-23           | 1620-2407 |
| 350RR 4T 10-19           | 1620-1898 |
| 350RR 4T 20-23           | 1620-2407 |
| 390RR 4T 15-19           | 1620-1898 |
| 390RR 4T 20-23           | 1620-2407 |
| 400RR 4T 10-14           | 1620-1898 |
| 430RR 4T 15-19           | 1620-1898 |
| 430RR 4T 20-23           | 1620-2407 |
| 450RR 4T 10-14           | 1620-1898 |
| 480RR 4T 15-19           | 1620-1898 |
| 480RR 4T 20-23           | 1620-2407 |
| 498RR 4T 12-14           | 1620-1898 |
| 520RR 4T 10-11           | 1620-1898 |
| <b>GAS GAS</b>           |           |
| MC-5E 21-23              | 1620-2379 |
| MC 50 21-23              | 1620-2379 |
| MC 65 21-23              | 1620-2379 |
| MC 85 21-23              | 1620-1737 |
| MC 125 21-23             | 1620-1737 |
| MC 250 22-23             | 1620-1737 |
| MC 250 F 21-23           | 1620-1737 |
| MC 350F 21-23            | 1620-1737 |
| MC 450F 21-23            | 1620-1737 |
| EC 125/200/250/300 97-17 | 1620-1732 |
| EC 250 18-20             | 1620-2379 |
| EC 250 21-23             | 1620-1737 |
| EC 250F 21-23            | 1620-1737 |
| EC 300 18-20             | 1620-2379 |

| QUALIFIER FOOTPEGS (CON'T) |           |
|----------------------------|-----------|
| MAKE/MODEL/YEAR            | PART #    |
| <b>GAS GAS (CON'T)</b>     |           |
| EC 300 21-23               | 1620-1737 |
| EC 350F 21-23              | 1620-1737 |
| EX 250 22-23               | 1620-1737 |
| EX 250F 21-23              | 1620-1737 |
| EX 300 21-23               | 1620-1737 |
| EX 350F 21-23              | 1620-1737 |
| EX 450F 21-23              | 1620-1737 |
| XC 250 18-20               | 1620-2379 |
| XC 300 18-20               | 1620-2379 |
| <b>FANTIC</b>              |           |
| XX 125 21-23               | 1620-1732 |
| XE 125 21-23               | 1620-1732 |
| XEF 250 21-23              | 1620-1732 |
| <b>HONDA</b>               |           |
| CR125/250 02-07            | 1620-1729 |
| CRF150R 07-23              | 1620-1729 |
| CRF230F 03-19              | 1620-1736 |
| CRF250R / RX 04-23         | 1620-1729 |
| CRF250X 04-19              | 1620-1729 |
| CRF450R 02-23              | 1620-1729 |
| CRF450RX 17-23             | 1620-1729 |
| CRF450X 05-23              | 1620-1729 |
| CRF1000L AFRICA TWIN 18-23 | 1620-1729 |
| <b>HUSQVARNA</b>           |           |
| TC50 17-23                 | 1620-1733 |
| EE 5 21-22                 | 1620-1733 |
| TC50 MINI 18-23            | 1620-1733 |
| TC65 17-23                 | 1620-1733 |
| TC85 18-22                 | 1620-1737 |
| TC125 14-15                | 1620-1733 |
| TC125 16-22                | 1620-1737 |
| TX125 17-19                | 1620-1737 |
| TE125 14-16                | 1620-1733 |
| TE150 17-19                | 1620-1737 |
| TE150 I 20-22              | 1620-1737 |
| TE150 23                   | 1620-1737 |
| TC250 17-22                | 1620-1737 |
| TE250 14-16                | 1620-1733 |
| TE250 17-18                | 1620-1737 |
| TE250/300 I 18-22          | 1620-1737 |
| TE250 23                   | 1620-1737 |
| FC250 14-15                | 1620-1733 |
| FC250 16-22                | 1620-1737 |
| FE250 / FE350 14-16        | 1620-1733 |
| FE250 / 350 17-23          | 1620-1737 |
| TC250 14-16                | 1620-1733 |
| TC250 17-22                | 1620-1737 |
| TE250 14-16                | 1620-1733 |
| TE300 14-16                | 1620-1733 |
| TE300 17-18                | 1620-1737 |
| TE300I 18-22               | 1620-1737 |
| TE300 23                   | 1620-1737 |
| TX300 17-19                | 1620-1737 |
| TX300 I 20-22              | 1620-1737 |
| FE350 17-23                | 1620-1737 |
| FC350/FC450 14-15          | 1620-1733 |
| FC350/FC450 16-22          | 1620-1737 |
| FE450 14-16                | 1620-1733 |
| FE450 17-23                | 1620-1737 |
| FX350 / 450 17-22          | 1620-1737 |
| FE501 14-16                | 1620-1733 |
| FE501 17-23                | 1620-1737 |
| <b>KAWASAKI</b>            |           |
| KX250F 06-18               | 1620-1730 |

| QUALIFIER FOOTPEGS (CON'T) |           |
|----------------------------|-----------|
| MAKE/MODEL/YEAR            | PART #    |
| <b>KAWASAKI (CON'T)</b>    |           |
| KX250 19-23                | 1620-1730 |
| KX250XC 21-23              | 1620-1730 |
| KX450F 07-18               | 1620-1730 |
| KX450/XC 19-23             | 1620-1730 |
| <b>KTM</b>                 |           |
| 50SX 14-23                 | 1620-1733 |
| 50 SX E 5 20-23            | 1620-1733 |
| 65SX 11-23                 | 1620-1733 |
| 85SX 03-17                 | 1620-1733 |
| 85SX 18-23                 | 1620-1737 |
| 105SX 10-11                | 1620-1733 |
| 125EXC 98-16               | 1620-1733 |
| 125SX 98-15                | 1620-1733 |
| 125SX 16-22                | 1620-1737 |
| 150SX 09-15                | 1620-1733 |
| 150SX 16-22                | 1620-1737 |
| 150XC 10-14                | 1620-1733 |
| 150 EXC TPI 20-22          | 1620-1737 |
| 150 EXC 23                 | 1620-1737 |
| 125 -150 XC-W 17-19        | 1620-1737 |
| 200EXC 98-16               | 1620-1733 |
| 200XC-W 11-16              | 1620-1733 |
| 250EXC 98-16               | 1620-1733 |
| 250EXC-F 98-16             | 1620-1733 |
| 250EXC-F 17-22             | 1620-1737 |
| 250EXC 17-18               | 1620-1737 |
| 250EXC TPI 18-22           | 1620-1737 |
| 250SX 00-16                | 1620-1733 |
| 250SX 17-22                | 1620-1737 |
| 250SX-F 06-15              | 1620-1733 |
| 250SX-F 16-22              | 1620-1737 |
| 250XC 10-16                | 1620-1733 |
| 250XC 17-18                | 1620-1737 |
| 250XC-F 11-15              | 1620-1733 |
| 250XC-F 16-22              | 1620-1737 |
| 250XCF-W 10-16             | 1620-1733 |
| 250XC-W 10-16              | 1620-1733 |
| 300EXC 98-16               | 1620-1733 |
| 300XC 98-16                | 1620-1733 |
| 300 EXC 17-18              | 1620-1737 |
| 300EXC TPI 18-22           | 1620-1737 |
| 300XC-W 17-18              | 1620-1737 |
| 350EXC-F 98-16             | 1620-1733 |
| 350EXC-F 17-22             | 1620-1737 |
| 350SX-F 06-15              | 1620-1733 |
| 350SX-F 16-22              | 1620-1737 |
| 350XC-F 11-15              | 1620-1733 |
| 350XC-F 16-22              | 1620-1737 |
| 350XCF-W 12-16             | 1620-1733 |
| 400EXC-F 98-11             | 1620-1733 |
| 450EXC -F 98-16            | 1620-1733 |
| 450EXC-F 17-22             | 1620-1737 |
| 450SX-F 06-15              | 1620-1733 |
| 450SX-F 16-22              | 1620-1737 |
| 450XC-F 13-15              | 1620-1733 |
| 450XC-F 16-22              | 1620-1737 |
| 450XC-W 12-16              | 1620-1733 |
| 500EXC 12-16               | 1620-1733 |
| 500EXC-F 17-23             | 1620-1737 |
| 500XC-W 12-16              | 1620-1733 |
| 525-530 EXC-F 98-16        | 1620-1733 |
| 530EXC 11                  | 1620-1733 |
| <b>SHERCO</b>              |           |
| SE-R 125 18-23             | 1620-1733 |
| SE250 -R 14-23             | 1620-1733 |

| QUALIFIER FOOTPEGS (CON'T) |           |
|----------------------------|-----------|
| MAKE/MODEL/YEAR            | PART #    |
| <b>SHERCO (CON'T)</b>      |           |
| SE-R250/ 300 14-23         | 1620-1733 |
| SE-F 250/300 16-23         | 1620-1733 |
| 300 SEF-F 16-23            | 1620-1733 |
| SE-F 450 15-23             | 1620-1733 |
| SE-F 450R 15-23            | 1620-1733 |
| 500 SEF-R 19-23            | 1620-1733 |
| SE-F 510 10-23             | 1620-1733 |
| <b>SUZUKI</b>              |           |
| RMZ250 07-09               | 1620-1734 |
| RMZ250 10-23               | 1620-1735 |
| RMZ450 08-09               | 1620-1734 |
| RMZ450 12-23               | 1620-1735 |
| <b>YAMAHA</b>              |           |
| PW 50 01-22                | 1620-2378 |
| YZ65 18-23                 | 1620-1732 |
| YZ85 02-23                 | 1620-1732 |
| PW 80 99-06                | 1620-2378 |
| YZ125 99-23                | 1620-1732 |
| YZ125 X 20-23              | 1620-1732 |
| YZ150 99-23                | 1620-1732 |
| WR250F 01-23               | 1620-1732 |
| YZ250 99-23                | 1620-1732 |
| YZ250X 16-23               | 1620-1732 |
| YZ250F 17-23               | 1620-1732 |
| YZ250FX 15-23              | 1620-1732 |
| YZ426F 00-02               | 1620-1732 |
| WR450F 03-23               | 1620-1732 |
| YZ450F 03-23               | 1620-1732 |
| YZ450FX 15-23              | 1620-1732 |

APPAREL

HELMETS & GOGGLES

RIDER ARMOR

OUTERWEAR

YOUTH

LUGGAGE & PACKS

BIKE BODY

BIKE CONTROLS

BIKE SUSPENSION

BIKE BRAKING

BIKE DRIVE

BIKE BEARINGS

BIKE ENGINE

BIKE ELECTRICAL

BIKE EXHAUST

BIKE WHEELS

BICYCLE

GARAGE & PROMO

SIZING CHART





**PRO FOOTPEGS** **\$131<sup>95</sup>**

- Made for the aggressive rider
- Constructed from cast, heat treated and hardened 17-4 stainless steel
- Width (57mm) and length (90mm); slightly convex platform for better boot positioning and grip when leaning forward or back
- Larger surface area with serrated teeth for positive gripping
- Available with 1/2" rear offset to allow more space
- Use your OEM springs, unless otherwise noted in application chart
- Made in the USA

| PRO FOOTPEGS                 |                        |                        |
|------------------------------|------------------------|------------------------|
| MAKE/MODEL/YEAR              | STANDARD               | 1/2" BACK OFFSET       |
| <b>BETA</b>                  |                        |                        |
| 125-300 RR 2T 18-21          | 1620-0638              | 1620-0639              |
| 250-300 RR 2T 13-20          | 1620-0638              | 1620-0639              |
| 250-530 RR 4T 10-21          | 1620-0638              | 1620-0639              |
| <b>BMW</b>                   |                        |                        |
| ALL ENDUROS 650CC & UP TO 16 | 1620-0666 <sup>2</sup> | 1620-0667 <sup>2</sup> |
| <b>GAS GAS</b>               |                        |                        |
| EC200 99-02                  | 1620-0646              | 1620-0647              |
| EC250 99-10                  | 1620-0646              | 1620-0647              |
| XC250 13                     | 1620-0646              | 1620-0647              |
| EC300 99-10                  | 1620-0646              | 1620-0647              |
| XC300 13                     | 1620-0646              | 1620-0647              |
| MC50 21-23                   | 1620-0638              | 1620-0639              |
| MC 65 21-23                  | 1620-0638              | 1620-0639              |
| MC85 21-23                   | 1620-0638              | 1620-0639              |
| MC 125 21-23                 | 1620-0638              | 1620-0639              |
| EX 250 F 21-23               | 1620-1611              | 1620-1612              |
| MC 250 F 21-23               | 1620-1611              | 1620-1612              |
| EX 300 21-23                 | 1620-1611              | 1620-1612              |
| EC 300 21-23                 | 1620-1611              | 1620-1612              |
| EX 350 F 21-23               | 1620-1611              | 1620-1612              |
| EX 450 F 21-23               | 1620-1611              | 1620-1612              |
| MC 450 F 21-23               | 1620-1611              | 1620-1612              |
| <b>HONDA</b>                 |                        |                        |
| CRF50F 04-21                 | 1620-0643 <sup>1</sup> | 1620-0644 <sup>1</sup> |
| CRF70F 04-12                 | 1620-0643 <sup>1</sup> | 1620-0644 <sup>1</sup> |
| CR80R 96-02                  | 1620-0640              | -                      |
| CR85R/CR85RB EXPERT 03-07    | 1620-0640              | -                      |
| CRF100F 04-13                | 1620-0643 <sup>1</sup> | 1620-0644 <sup>1</sup> |
| CR125/250 02-07              | 1620-0641              | 1620-0642              |
| CRF250 04-21                 | 1620-0641              | 1620-0642              |
| CRF250X 04-21                | 1620-0641              | 1620-0642              |
| XR250/400R 96-04             | 1620-0640              | -                      |
| CRF450/X 05-21               | 1620-0641              | 1620-0642              |
| CRF450R/RWE 17-21            | 1620-0641              | 1620-0642              |
| XR600R 88-00                 | 1620-0640              | -                      |
| XR650L 93-22                 | 1620-0640              | -                      |
| XR650R 00-07                 | 1620-0640              | -                      |
| <b>HUSABERG</b>              |                        |                        |
| FE 08-13 ALL                 | 1620-0638              | 1620-0639              |
| <b>HUSQVARNA</b>             |                        |                        |
| TC85 15-16                   | 1620-0638              | 1620-0639              |
| TC125/250 14-15              | 1620-0638              | 1620-0639              |
| TC125 16-21/250 17-21        | 1620-1611              | 1620-1612              |
| TX 125-300 17-19             | 1620-1611              | 1620-1612              |
| TX 300I 20-21                | 1620-1611              | 1620-1612              |

| PRO FOOTPEGS (CON'T)                |                        |                        |
|-------------------------------------|------------------------|------------------------|
| MAKE/MODEL/YEAR                     | STANDARD               | 1/2" BACK OFFSET       |
| <b>HUSQVARNA (CON'T)</b>            |                        |                        |
| TE125/250/300 14-16                 | 1620-0638              | 1620-0639              |
| TE 125-250 17-19                    | 1620-1611              | 1620-1612              |
| TE 150I 20-23                       | 1620-1611              | 1620-1612              |
| TE 250I - TE 300I 18-23             | 1620-1611              | 1620-1612              |
| FC250/350/450 14-15                 | 1620-0638              | 1620-0639              |
| FC250/350/450 16-21                 | 1620-1611              | 1620-1612              |
| FE250/350/501 14-16                 | 1620-0638              | 1620-0639              |
| FE 250-501 17-23                    | 1620-1611              | 1620-1612              |
| 701 ENDURO 16-23                    | 1620-0638              | 1620-0639              |
| <b>KAWASAKI</b>                     |                        |                        |
| KLX110 ALL YEARS                    | 1620-0687 <sup>1</sup> | -                      |
| KX250 05-07                         | 1620-0662              | 1620-0663              |
| KX250F 05-20                        | 1620-0662              | 1620-0663              |
| KX250 /XC 21-23                     | 1620-0662              | 1620-0663              |
| KLX400 03-06                        | 1620-0656              | 1620-0657              |
| KX450F 06-18                        | 1620-0662              | 1620-0663              |
| KX450 /XC 19-23                     | 1620-0662              | 1620-0663              |
| KX450 SR 22                         | 1620-0662              | 1620-0663              |
| KLX450R 08-12                       | 1620-0662              | 1620-0663              |
| KLX650 87-17                        | 1620-0643 <sup>1</sup> | 1620-0644 <sup>1</sup> |
| <b>KTM</b>                          |                        |                        |
| 50 JR ADVENTURE 00-04               | 1620-0638              | 1620-0639              |
| 50 MINI ADVENTURE 01-08             | 1620-0638              | 1620-0639              |
| 50 SR ADVENTURE 00-07               | 1620-0638              | 1620-0639              |
| 50SX/JR/MINI 09-10                  | 1620-0638              | 1620-0639              |
| 50SX PRO JR 99-02                   | 1620-0638              | 1620-0639              |
| 50SX PRO SR 99-00                   | 1620-0638              | 1620-0639              |
| 50SX PRO SR LC 01-08                | 1620-0638              | 1620-0639              |
| 65SX 98-23                          | 1620-0638              | 1620-0639              |
| 65SXS 12-13                         | 1620-0638              | 1620-0639              |
| 65XC 08-09                          | 1620-0638              | 1620-0639              |
| 85SX 03-23                          | 1620-0638              | 1620-0639              |
| 85SXS 12-13                         | 1620-0638              | 1620-0639              |
| 125EXC 98-04                        | 1620-0638              | 1620-0639              |
| 125SX 98-15                         | 1620-0638              | 1620-0639              |
| 125SX 16-22                         | 1620-1611              | 1620-1612              |
| 144SX 08                            | 1620-0638              | 1620-0639              |
| 150SX 09-15                         | 1620-0638              | 1620-0639              |
| 150SX 16-22                         | 1620-1611              | 1620-1612              |
| 150XC 10-14                         | 1620-0638              | 1620-0639              |
| 150 EXC TPI 20-23                   | 1620-1611              | 1620-1612              |
| 125-150 XC-W 17-19                  | 1620-1611              | 1620-1612              |
| 200XC-W 06-16                       | 1620-0638              | 1620-0639              |
| 250EXC 98-04                        | 1620-0638              | 1620-0639              |
| 250EXC RACING 4-STROKE 03-05        | 1620-0638              | 1620-0639              |
| 250MXC 98-02                        | 1620-0638              | 1620-0639              |
| 250SX 96-15                         | 1620-0638              | 1620-0639              |
| 250SX 17-22                         | 1620-1611              | 1620-1612              |
| 250SX-F 05-15                       | 1620-0638              | 1620-0639              |
| 250-300 EXC 17-18                   | 1620-1611              | 1620-1612              |
| 250-300 EXC TPI 18-23               | 1620-1611              | 1620-1612              |
| <b>250SXF FACTORY EDITION 15-16</b> |                        |                        |
| 250SXF/XCF 16-22                    | 1620-1611              | 1620-1612              |
| FREERIDE 250FR 14-17                | 1620-0638              | 1620-0639              |
| FREERIDE 250F 18-23                 | 1620-0638              | 1620-0639              |
| 250XC 06-16                         | 1620-0638              | 1620-0639              |
| 250XC 17-22                         | 1620-1611              | 1620-1612              |
| 250XC-F 07-15                       | 1620-0638              | 1620-0639              |
| 250XCF-W 07-16                      | 1620-0638              | 1620-0639              |
| 250XC-W 06-16                       | 1620-0638              | 1620-0639              |
| 300EXC/MXC 98-08                    | 1620-0638              | 1620-0639              |
| 300XC 06-16                         | 1620-0638              | 1620-0639              |
| 300XC 17-22                         | 1620-1611              | 1620-1612              |
| 300XC-W 06-16                       | 1620-0638              | 1620-0639              |
| 350EXC-F 12-15                      | 1620-0638              | 1620-0639              |
| 250-500 EXC-F 17-23                 | 1620-1611              | 1620-1612              |
| 350SX-F 11-15                       | 1620-0638              | 1620-0639              |
| 350XC-F 11-15                       | 1620-0638              | 1620-0639              |
| 350XCF-W 12-16                      | 1620-0638              | 1620-0639              |
| 350SXF/XCF 16-22                    | 1620-1611              | 1620-1612              |

| PRO FOOTPEGS (CON'T)                        |           |                  |
|---|-----------|------------------|
| MAKE/MODEL/YEAR                             | STANDARD  | 1/2" BACK OFFSET |
| <b>KTM (CON'T)</b>                          |           |                  |
| FREERIDE 350F 12-22                         | 1620-0638 | 1620-0639        |
| 380EXC/MXC/SX 98-02                         | 1620-0638 | 1620-0639        |
| 400EXC RACING 4-STROKE 00-07                | 1620-0638 | 1620-0639        |
| 400 LC4 00-02                               | 1620-0638 | 1620-0639        |
| 400MXC/SX 00-04                             | 1620-0638 | 1620-0639        |
| 400SX 00                                    | 1620-0638 | 1620-0639        |
| 400XC-W 07-10                               | 1620-0638 | 1620-0639        |
| 450EXC RACING 4-STROKE 03-07                | 1620-0638 | 1620-0639        |
| 450EXC 09-12                                | 1620-0638 | 1620-0639        |
| 450SMR 04-07, 12-13                         | 1620-0638 | 1620-0639        |
| 450SX RACING 4-STROKE 03-06                 | 1620-0638 | 1620-0639        |
| 450SX-F 07-15                               | 1620-0638 | 1620-0639        |
| 450XC-F 08-15                               | 1620-0638 | 1620-0639        |
| 450XC-W 07-16                               | 1620-0638 | 1620-0639        |
| 450SXF FACTORY EDITION 15-16                | 1620-1611 | 1620-1612        |
| 450SXF/XCF 16-21                            | 1620-1611 | 1620-1612        |
| 520EXC/MXC/SX RACING 4-STROKE 00-02         | 1620-0638 | 1620-0639        |
| 525EXC/MXC RACING 4-STROKE 03-07            | 1620-0638 | 1620-0639        |
| 525SMC 04                                   | 1620-0638 | 1620-0639        |
| 525SMR 04-05                                | 1620-0638 | 1620-0639        |
| 525SX RACING 4-STROKE 03-06                 | 1620-0638 | 1620-0639        |
| 525XC RACING 4-STROKE 06-07                 | 1620-0638 | 1620-0639        |
| 525XC-W 07                                  | 1620-0638 | 1620-0639        |
| 690 ENDURO/SMC/SM/R 07-15                   | 1620-0638 | 1620-0639        |
| 950/990 ADVENTURE, SM, SMR, SMT, SE-R 04-15 | 1620-0638 | 1620-0639        |
| <b>SHERCO</b>                               |           |                  |
| SE-R 125 18-22                              | 1620-0638 | 1620-0639        |
| SE250 -R 14-21-22                           | 1620-0638 | 1620-0639        |
| SE-R 300 14-22                              | 1620-0638 | 1620-0639        |
| SE-F 250 10-22                              | 1620-0638 | 1620-0639        |
| SE-F 450 10-22                              | 1620-0638 | 1620-0639        |
| SE-F 510 10-22                              | 1620-0638 | 1620-0639        |
| <b>SUZUKI</b>                               |           |                  |
| RM125/250 91-02                             | 1620-0656 | 1620-0657        |
| RM125/250 03-08                             | 1620-0650 | -                |
| RMX250 93-98                                | 1620-0656 | 1620-0657        |
| RMZ250 10-23                                | 1620-0788 | -                |
| DRZ400 00-04                                | 1620-0656 | 1620-0657        |
| DRZ400E 00-07                               | 1620-0656 | 1620-0657        |
| DRZ400S 00-09                               | 1620-0656 | 1620-0657        |
| DRZ400SM 05-09                              | 1620-0656 | 1620-0657        |
| RMZ450 10-23                                | 1620-0788 | -                |
| <b>YAMAHA</b>                               |           |                  |
| YZ85 02-23                                  | 1620-0646 | 1620-0647        |
| YZ125 99-23                                 | 1620-0646 | 1620-0647        |
| YZ125X 20-23                                | 1620-0646 | 1620-0647        |
| YZ250 99-23                                 | 1620-0646 | 1620-0647        |
| YZ250F 01-23                                | 1620-0646 | 1620-0647        |
| YZ250X 16-23                                | 1620-0646 | 1620-0647        |
| WR250F 01-23                                | 1620-0646 | 1620-0647        |
| WR400F 99-00                                | 1620-0646 | 1620-0647        |
| YZ400F 99                                   | 1620-0646 | 1620-0647        |
| WR426F 01-02                                | 1620-0646 | 1620-0647        |
| YZ426F 00-02                                | 1620-0646 | 1620-0647        |
| WR450F 03-21                                | 1620-0646 | 1620-0647        |
| YZ450F 03-21                                | 1620-0646 | 1620-0647        |
| YZ450FX 16-21                               | 1620-0646 | 1620-0647        |

1 - SPRINGS AVAILABLE SEPARATELY PART # 1620-0464. SUG RETAIL \$12.95  
 2 - SPACERS REQUIRED FOR THE 650/1200 BMW MODELS, PART # 1620-1124. SUG. RETAIL \$5.95



**HYBRID FOOTPEGS \$127<sup>95</sup>**

- Each footpeg is cast, heat treated, and hardened from 17-4 stainless steel, given a solution annealing treatment, and age hardened for superior strength
- Width (57mm) and length (90mm); slightly convex platform for better boot positioning and grip when leaning forward or back
- Dual plane teeth provide traction without the "stuck" feeling
- Available with ½" rear offset to allow more space
- Use your OEM springs, unless otherwise noted in application chart
- Made in the USA

| HYBRID FOOTPEGS              |             |             |  |
|------------------------------|-------------|-------------|--|
| MAKE/MODEL/YEAR              | STANDARD    | 1/2" OFFSET |  |
| <b>BETA</b>                  |             |             |  |
| 125-300 RR 2T 18-23          | 1620-0761   | 1620-0762   |  |
| 250-300 RR 2T 13-20          | 1620-0761   | 1620-0762   |  |
| 250-530 RR 4T 10-23          | 1620-0761   | 1620-0762   |  |
| <b>BMW</b>                   |             |             |  |
| ALL ENDOURS 650CC 6 UP 93-16 | 1620-0785 2 | 1620-0786 2 |  |
| <b>GAS GAS</b>               |             |             |  |
| EC200 99-02                  | 1620-0768   | 1620-0769   |  |
| EC250 99-10                  | 1620-0768   | 1620-0769   |  |
| XC250 13                     | 1620-0768   | 1620-0769   |  |
| EC300 99-10                  | 1620-0768   | 1620-0769   |  |
| XC300 13                     | 1620-0768   | 1620-0769   |  |
| MC50 21-23                   | 1620-0761   | 1620-0762   |  |
| MC 65 21-23                  | 1620-0761   | 1620-0762   |  |
| MC85 21-23                   | 1620-0761   | 1620-0762   |  |
| MC 125 21-23                 | 1620-0761   | 1620-0762   |  |
| EX 250 F 21-23               | 1620-1609   | 1620-1610   |  |
| MC 250 F 21-23               | 1620-1609   | 1620-1610   |  |
| EX 300 21-23                 | 1620-1609   | 1620-1610   |  |
| EC 300 21-23                 | 1620-1609   | 1620-1610   |  |
| EX 350 F 21-23               | 1620-1609   | 1620-1610   |  |
| EX 450 F 21-23               | 1620-1609   | 1620-1610   |  |
| MC 450 F 21-23               | 1620-1609   | 1620-1610   |  |
| <b>HONDA</b>                 |             |             |  |
| CRF50F 04-23                 | 1620-0766 1 | 1620-0767 1 |  |
| CRF70F 04-12                 | 1620-0766 1 | 1620-0767 1 |  |
| CR80 96-02                   | 1620-0763   | -           |  |
| CR85R/CR85RB EXPERT 03-07    | 1620-0763   | -           |  |
| CRF100F 04-13                | 1620-0766 1 | 1620-0767 1 |  |
| CR125/250 02-07              | 1620-0764   | 1620-0765   |  |
| CRF250/X 04-23               | 1620-0764   | 1620-0765   |  |
| XR250/400R 96-04             | 1620-0763   | -           |  |
| CRF450/X 02-23               | 1620-0764   | 1620-0765   |  |
| CRF450RX 17-23               | 1620-0764   | 1620-0765   |  |
| XR600R 88-00                 | 1620-0763   | -           |  |
| XR650L 93-23                 | 1620-0763   | -           |  |
| XR650R 00-07                 | 1620-0763   | -           |  |
| <b>HUSABERG</b>              |             |             |  |
| FE 08-13 ALL                 | 1620-0761   | 1620-0762   |  |
| <b>HUSQVARNA</b>             |             |             |  |
| TC85 15-16                   | 1620-0761   | 1620-0762   |  |
| TC125/250 14-15              | 1620-0761   | 1620-0762   |  |
| TC125 16-23/250 17-23        | 1620-1609   | 1620-1610   |  |
| TX 125-300 17-19             | 1620-1609   | 1620-1610   |  |
| TX 300I 20-23                | 1620-1609   | 1620-1610   |  |
| TE125/250/300 14-16          | 1620-0761   | 1620-0762   |  |
| TE 125-250 17-19             | 1620-1609   | 1620-1610   |  |
| TE 150I 20-23                | 1620-1609   | 1620-1610   |  |

| HYBRID FOOTPEGS (CON'T)      |             |             |
|------------------------------|-------------|-------------|
| MAKE/MODEL/YEAR              | STANDARD    | 1/2" OFFSET |
| <b>HUSQVARNA (CON'T)</b>     |             |             |
| TE 250I - TE 300I 18-23      | 1620-1609   | 1620-1610   |
| FC250/350/450 14-15          | 1620-0761   | 1620-0762   |
| FC250/350/450 16-22          | 1620-1609   | 1620-1610   |
| FE250/350/501 14-16          | 1620-0761   | 1620-0762   |
| FE 250-501 17-21             | 1620-1609   | 1620-1610   |
| 701 ENDOURO 16-22            | 1620-0761   | 1620-0762   |
| <b>KAWASAKI</b>              |             |             |
| KX65 00-23                   | 1620-0783   | 1620-0784   |
| KX80 98-00                   | 1620-0783   | 1620-0784   |
| KX85 01-23                   | 1620-0783   | 1620-0784   |
| KX100 98-22                  | 1620-0783   | 1620-0784   |
| KX112 22-23                  | 1620-0783   | 1620-0784   |
| KX125 03-05                  | 1620-0777   | -           |
| KX250 03-04                  | 1620-0777   | -           |
| KX250 05-07                  | 1620-0779   | 1620-0780   |
| KX250F 04                    | 1620-0777   | -           |
| KX250F 05-20                 | 1620-0779   | 1620-0780   |
| KX250/ XC 21-23              | 1620-0779   | 1620-0780   |
| KLX400 03-06                 | 1620-0774   | 1620-0775   |
| KX450F 06                    | 1620-0781   | -           |
| KX450F 07-18                 | 1620-0779   | 1620-0780   |
| KX450 / XC 19-23             | 1620-0779   | 1620-0780   |
| KX450 SR 22-23               | 1620-0779   | 1620-0780   |
| KL650 87-17                  | 1620-0766 1 | 1620-0767 1 |
| <b>KTM</b>                   |             |             |
| 50 JR ADVENTURE 00-04        | 1620-0761   | 1620-0762   |
| 50 MINI ADVENTURE 01-08      | 1620-0761   | 1620-0762   |
| 50 SR ADVENTURE 00-07        | 1620-0761   | 1620-0762   |
| 50SX/JR/MINI 09-10           | 1620-0761   | 1620-0762   |
| 50SX PRO JR 99-02            | 1620-0761   | 1620-0762   |
| 50SX PRO SR 99-00            | 1620-0761   | 1620-0762   |
| 50SX PRO SR LC 01-08         | 1620-0761   | 1620-0762   |
| 65SX 98-23                   | 1620-0761   | 1620-0762   |
| 65SXS 12-13                  | 1620-0761   | 1620-0762   |
| 65XC 08-09                   | 1620-0761   | 1620-0762   |
| 85SX 03-23                   | 1620-0761   | 1620-0762   |
| 85SXS 12-13                  | 1620-0761   | 1620-0762   |
| 125EXC 98-04                 | 1620-0761   | 1620-0762   |
| 125SX 98-15                  | 1620-0761   | 1620-0762   |
| 125SX 16-22                  | 1620-1609   | 1620-1610   |
| 144SX 08                     | 1620-0761   | 1620-0762   |
| 150SX 09-15                  | 1620-0761   | 1620-0762   |
| 150SX 16-22                  | 1620-1609   | 1620-1610   |
| 150XC 10-14                  | 1620-0761   | 1620-0762   |
| 150 EXC TPI 20-23            | 1620-1609   | 1620-1610   |
| 125-150 XC-W 17-19           | 1620-1609   | 1620-1610   |
| 200XC-W 06-16                | 1620-0761   | 1620-0762   |
| 250EXC 98-04                 | 1620-0761   | 1620-0762   |
| 250EXC RACING 4-STROKE 03-05 | 1620-0761   | 1620-0762   |
| 250-300 EXC 17-18            | 1620-1609   | 1620-1610   |
| 250-300 EXC TPI 18-23        | 1620-1609   | 1620-1610   |
| 250MXC 98-02                 | 1620-0761   | 1620-0762   |
| 250SX 96-15                  | 1620-0761   | 1620-0762   |
| 250SX 17-22                  | 1620-1609   | 1620-1610   |
| FREERIDE 250FR 14-17         | 1620-0761   | 1620-0762   |
| FREERIDE 250F 18-23          | 1620-0761   | 1620-0762   |
| 250SX-F 05-15                | 1620-0761   | 1620-0762   |
| 250SXF FACTORY EDITION 15-16 | 1620-1609   | 1620-1610   |
| 250XC 17-22                  | 1620-1609   | 1620-1610   |
| 250SXF/XCF 16-22             | 1620-1609   | 1620-1610   |
| 250XC 06-16                  | 1620-0761   | 1620-0762   |
| 250XC-F 07-15                | 1620-0761   | 1620-0762   |
| 250XCF-W 07-16               | 1620-0761   | 1620-0762   |
| 250XC-W 06-16                | 1620-0761   | 1620-0762   |
| 300EXC/MXC 98-08             | 1620-0761   | 1620-0762   |
| 300XC 06-16                  | 1620-0761   | 1620-0762   |
| 300XC 17-22                  | 1620-1609   | 1620-1610   |
| 300XC-W 06-16                | 1620-0761   | 1620-0762   |
| 350EXC-F 12-15               | 1620-0761   | 1620-0762   |
| 350SX-F 11-15                | 1620-0761   | 1620-0762   |
| 350XC-F 11-15                | 1620-0761   | 1620-0762   |

| HYBRID FOOTPEGS (CON'T)                     |           |             |
|---|-----------|-------------|
| MAKE/MODEL/YEAR                             | STANDARD  | 1/2" OFFSET |
| <b>KTM (CON'T)</b>                          |           |             |
| 350XCF-W 12-16                              | 1620-0761 | 1620-0762   |
| 350SXF/XCF 16-22                            | 1620-1609 | 1620-1610   |
| FREERIDE 350F 12-23                         | 1620-0761 | 1620-0762   |
| 380EXC/MXC/SX 98-02                         | 1620-0761 | 1620-0762   |
| 400EXC RACING 4-STROKE 00-07                | 1620-0761 | 1620-0762   |
| 400 LC4 00-02                               | 1620-0761 | 1620-0762   |
| 400MXC/SX 00-04                             | 1620-0761 | 1620-0762   |
| 400SXC 00                                   | 1620-0761 | 1620-0762   |
| 400XC-W 07-10                               | 1620-0761 | 1620-0762   |
| 450EXC RACING 4-STROKE 03-07                | 1620-0761 | 1620-0762   |
| 450EXC 09-12                                | 1620-0761 | 1620-0762   |
| 450SMR 04-07, 12-13                         | 1620-0761 | 1620-0762   |
| 450SX RACING 4-STROKE 03-06                 | 1620-0761 | 1620-0762   |
| 450SX-F 07-15                               | 1620-0761 | 1620-0762   |
| 450XC-F 08-15                               | 1620-0761 | 1620-0762   |
| 450XC-W 07-16                               | 1620-0761 | 1620-0762   |
| 450SXF FACTORY EDITION 15-16                | 1620-1609 | 1620-1610   |
| 450SXF/XCF 16-22                            | 1620-1609 | 1620-1610   |
| 520EXC/MXC/SX RACING 4-STROKE 00-02         | 1620-0761 | 1620-0762   |
| 525EXC/MXC RACING 4-STROKE 03-07            | 1620-0761 | 1620-0762   |
| 525SMC 04                                   | 1620-0761 | 1620-0762   |
| 525SMR 04-05                                | 1620-0761 | 1620-0762   |
| 525SX RACING 4-STROKE 03-06                 | 1620-0761 | 1620-0762   |
| 525XC RACING 4-STROKE 06-07                 | 1620-0761 | 1620-0762   |
| 525XC-W 07                                  | 1620-0761 | 1620-0762   |
| 690 ENDOURO/SMC/SM/R 07-15                  | 1620-0761 | 1620-0762   |
| 950/990 ADVENTURE, SM, SMR, SMT, SE-R 04-15 | 1620-0761 | 1620-0762   |
| <b>SHERCO</b>                               |           |             |
| SE-R 125 18-22                              | 1620-0761 | 1620-0762   |
| SE250-R 14-22                               | 1620-0761 | 1620-0762   |
| SE-R 300 14-22                              | 1620-0761 | 1620-0762   |
| SE-F 250 10-22                              | 1620-0761 | 1620-0762   |
| SE-F 450 10-22                              | 1620-0761 | 1620-0762   |
| SE-F 510 10-22                              | 1620-0761 | 1620-0762   |
| <b>SUZUKI</b>                               |           |             |
| RM100 03-04                                 | 1620-0783 | 1620-0784   |
| RM125/250 91-02                             | 1620-0774 | 1620-0775   |
| RM125/250 03-08                             | 1620-0770 | -           |
| RMX250 93-98                                | 1620-0774 | 1620-0775   |
| RMZ250 04                                   | 1620-0777 | -           |
| RMZ250 05-06                                | 1620-0779 | 1620-0780   |
| RMZ250 10-23                                | 1620-0787 | -           |
| DRZ400 00-04                                | 1620-0774 | 1620-0775   |
| DRZ400E 00-07                               | 1620-0774 | 1620-0775   |
| DRZ400S 00-09                               | 1620-0774 | 1620-0775   |
| DRZ400SM 05-09                              | 1620-0774 | 1620-0775   |
| RMZ450 08-09                                | 1620-0772 | -           |
| RMZ450 10-23                                | 1620-0787 | -           |
| <b>YAMAHA</b>                               |           |             |
| YZ85 02-23                                  | 1620-0768 | 1620-0769   |
| YZ125 99-23                                 | 1620-0768 | 1620-0769   |
| YZ125X 20-23                                | 1620-0768 | 1620-0769   |
| YZ250 99-23                                 | 1620-0768 | 1620-0769   |
| YZ250F 01-23                                | 1620-0768 | 1620-0769   |
| YZ250X 16-23                                | 1620-0768 | 1620-0769   |
| WR250F 01-23                                | 1620-0768 | 1620-0769   |
| WR400F 99-00                                | 1620-0768 | 1620-0769   |
| YZ400F 99                                   | 1620-0768 | 1620-0769   |
| WR426F 01-02                                | 1620-0768 | 1620-0769   |
| YZ426F 00-02                                | 1620-0768 | 1620-0769   |
| WR450F 03-22                                | 1620-0768 | 1620-0769   |
| YZ450F 03-22                                | 1620-0768 | 1620-0769   |
| YZ450FX 16-22                               | 1620-0768 | 1620-0769   |

1 - SPRINGS AVAILABLE SEPARATELY, PART # 1620-0464, SUG. RETAIL \$12.95  
 2 - SPACERS REQUIRED FOR THE 650/1200 BMW MODELS, PART # 1620-1124, SUG. RETAIL \$5.95

- APPAREL
- HELMETS & GOGGLES
- RIDER ARMOR
- OUTERWEAR
- YOUTH
- LUGGAGE & PACKS
- BIKE BODY
- BIKE CONTROLS
- BIKE SUSPENSION
- BIKE BRAKING
- BIKE DRIVE
- BIKE BEARINGS
- BIKE ENGINE
- BIKE ELECTRICAL
- BIKE EXHAUST
- BIKE WHEELS
- BICYCLE
- GARAGE & PROMO
- SIZING CHART





**ND SERIES FOOTPEGS**

\$124.95

- Each footpeg is cast, heat treated, and hardened from 17-4 stainless steel, given a solution annealing treatment, and age hardened for superior strength
- Width (57mm) and length (90mm); slightly convex platform for better boot positioning and grip when leaning forward or back
- Dual plane teeth provide traction without the “stuck” feeling
- Available with 1/2” rear offset to allow more space
- Use your OEM springs, unless otherwise noted in application chart
- Made in the USA

| ND SERIES FOOTPEGS           |                        |                        |  |
|------------------------------|------------------------|------------------------|--|
| MAKE/MODEL/YEAR              | STANDARD               | 1/2" OFFSET            |  |
| <b>BETA</b>                  |                        |                        |  |
| 125-300 RR 2T 18-23          | 1620-2133              | 1620-2134              |  |
| 250-300 RR 2T 13-20          | 1620-2133              | 1620-2134              |  |
| 250-530 RR 4T 10-23          | 1620-2133              | 1620-2134              |  |
| <b>BMW</b>                   |                        |                        |  |
| ALL ENDUROS 650CC & UP 93-16 | 1620-2127 <sup>2</sup> | 1620-2128 <sup>2</sup> |  |
| <b>GAS GAS</b>               |                        |                        |  |
| EC200 99-02                  | 1620-2145              | 1620-2147              |  |
| EC250 99-10                  | 1620-2145              | 1620-2147              |  |
| XC250 13                     | 1620-2145              | 1620-2147              |  |
| EC300 99-10                  | 1620-2145              | 1620-2147              |  |
| XC300 13                     | 1620-2145              | 1620-2147              |  |
| EC250-300 18-19              | 1620-2145              | 1620-2147              |  |
| 250-300 18-19                | 1620-2145              | 1620-2147              |  |
| MC50 21-23                   | 1620-2133              | 1620-2134              |  |
| MC 65 21-23                  | 1620-2133              | 1620-2134              |  |
| MC85 21-23                   | 1620-2133              | 1620-2134              |  |
| MC 125 21-23                 | 1620-2133              | 1620-2134              |  |
| EX 250 F 21-23               | 1620-2135              | 1620-2148              |  |
| MC 250 F 21-23               | 1620-2135              | 1620-2148              |  |
| EX 300 21-23                 | 1620-2135              | 1620-2148              |  |
| EC 300 21-23                 | 1620-2135              | 1620-2148              |  |
| EX 350 F 21-23               | 1620-2135              | 1620-2148              |  |
| EX 450 F 21-23               | 1620-2135              | 1620-2148              |  |
| MC 450 F 21-23               | 1620-2135              | 1620-2148              |  |
| <b>HONDA</b>                 |                        |                        |  |
| CRF50F 04-23                 | 1620-2130 <sup>1</sup> | 1620-2131 <sup>1</sup> |  |
| CRF70F 04-12                 | 1620-2130 <sup>1</sup> | 1620-2131 <sup>1</sup> |  |
| CR80 96-02                   | 1620-2132              | -                      |  |
| CR85R/CR85RB EXPERT 03-07    | 1620-2132              | -                      |  |
| CRF250F/RX/X 04-23           | 1620-2129              | 1620-2147              |  |
| CR125/250 02-08              | 1620-2129              | 1620-2147              |  |
| CRF450/RX/X 02-23            | 1620-2129              | 1620-2147              |  |
| XR250/400R 96-04             | 1620-2132              | -                      |  |
| XR600 88-00                  | 1620-2132              | -                      |  |
| XR650L 93-23                 | 1620-2132              | -                      |  |
| XR650R 00-07                 | 1620-2132              | -                      |  |
| <b>HUSABERG</b>              |                        |                        |  |
| FE 08-13 ALL                 | 1620-2133              | 1620-2134              |  |
| <b>HUSQVARNA</b>             |                        |                        |  |
| TC85 15-16                   | 1620-2133              | 1620-2134              |  |
| TC125/250 14-15              | 1620-2133              | 1620-2134              |  |
| TC125 16-23 /250 17-23       | 1620-2135              | 1620-2148              |  |
| TX 125-300 17-19             | 1620-2135              | 1620-2148              |  |
| TX 300I 20-23                | 1620-2135              | 1620-2148              |  |
| TE125/250/300 14-16          | 1620-2133              | 1620-2134              |  |

| ND SERIES FOOTPEGS (CON'T)   |                        |                        |  |
|------------------------------|------------------------|------------------------|--|
| MAKE/MODEL/YEAR              | STANDARD               | 1/2" OFFSET            |  |
| <b>HUSQVARNA (CON'T)</b>     |                        |                        |  |
| TE 125-250 17-19             | 1620-2135              | 1620-2148              |  |
| TE 150I 20-23                | 1620-2135              | 1620-2148              |  |
| TE 250I - TE 300I 18-23      | 1620-2135              | 1620-2148              |  |
| FC250/350/450 14-15          | 1620-2133              | 1620-2134              |  |
| FC250/350/450 16-22          | 1620-2135              | 1620-2148              |  |
| FE250/350/501 14-16          | 1620-2133              | 1620-2134              |  |
| FE 250-501 17-23             | 1620-2135              | 1620-2148              |  |
| 701 ENDURO 16-22             | 1620-2133              | 1620-2134              |  |
| <b>KAWASAKI</b>              |                        |                        |  |
| KX65 00-23                   | 1620-2136              | 1620-2149              |  |
| KX80 98-00                   | 1620-2136              | 1620-2149              |  |
| KX85 01-23                   | 1620-2136              | 1620-2149              |  |
| KX100 98-22                  | 1620-2136              | 1620-2149              |  |
| KX112 22                     | 1620-2136              | 1620-2149              |  |
| KX125 03-07                  | 1620-2137              | 1620-2150              |  |
| KX250 03-04                  | 1620-2137              | 1620-2150              |  |
| KX250 05-07                  | 1620-2138              | 1620-2139              |  |
| KX250F 04                    | 1620-2137              | 1620-2150              |  |
| KX250F 10-20                 | 1620-2138              | 1620-2139              |  |
| KX250 /XC 21-23              | 1620-2138              | 1620-2139              |  |
| KLX400 03-06                 | 1620-2142              | 1620-2143              |  |
| KX450F 06                    | 1620-2138              | -                      |  |
| KX450F 10-18                 | 1620-2138              | 1620-2139              |  |
| KX450 /XC 19-23              | 1620-2138              | 1620-2139              |  |
| KX450 SR 22-23               | 1620-2138              | 1620-2139              |  |
| KLX650 07-17                 | 1620-2140 <sup>1</sup> | 1620-2141 <sup>1</sup> |  |
| <b>KTM</b>                   |                        |                        |  |
| 50 JR ADVENTURE 00-04        | 1620-2133              | 1620-2134              |  |
| 50 MINI ADVENTURE 01-08      | 1620-2133              | 1620-2134              |  |
| 50 SR ADVENTURE 00-07        | 1620-2133              | 1620-2134              |  |
| 50SX/JR/MINI 09-10           | 1620-2133              | 1620-2134              |  |
| 50SX PRO JR 99-02            | 1620-2133              | 1620-2134              |  |
| 50SX PRO SR 99-00            | 1620-2133              | 1620-2134              |  |
| 50SX PRO SR LC 01-08         | 1620-2133              | 1620-2134              |  |
| 65SX 98-23                   | 1620-2133              | 1620-2134              |  |
| 65SX 12-13                   | 1620-2133              | 1620-2134              |  |
| 65XC 08-09                   | 1620-2133              | 1620-2134              |  |
| 85SX 03-23                   | 1620-2133              | 1620-2134              |  |
| 85SX 12-13                   | 1620-2133              | 1620-2134              |  |
| 125EXC 98-04                 | 1620-2133              | 1620-2134              |  |
| 125SX 98-15                  | 1620-2133              | 1620-2134              |  |
| 125SX 16-23                  | 1620-2133              | 1620-2134              |  |
| 144SX 08                     | 1620-2133              | 1620-2134              |  |
| 150SX 09-15                  | 1620-2133              | 1620-2134              |  |
| 150SX 16-23                  | 1620-2135              | 1620-2148              |  |
| 150XC 10-14                  | 1620-2133              | 1620-2134              |  |
| 150 EXC TPI 20-23            | 1620-2135              | 1620-2148              |  |
| 125-150 XC-W 17-19           | 1620-2135              | 1620-2148              |  |
| 200XC-W 06-16                | 1620-2133              | 1620-2134              |  |
| 250EXC 98-04                 | 1620-2133              | 1620-2134              |  |
| 250EXC RACING 4-STROKE 03-05 | 1620-2133              | 1620-2134              |  |
| 250-300 EXC 17-18            | 1620-2135              | 1620-2148              |  |
| 250-300 EXC TPI 18-23        | 1620-2135              | 1620-2148              |  |
| 250MXC 98-02                 | 1620-2133              | 1620-2134              |  |
| 250SX 96-15                  | 1620-2133              | 1620-2134              |  |
| 250SX 17-22                  | 1620-2135              | 1620-2134              |  |
| 250SX-F 05-15                | 1620-2133              | 1620-2134              |  |
| 250SXF FACTORY EDITION 15-16 | 1620-2135              | 1620-2148              |  |
| 250SXF/XCF 16-22             | 1620-2135              | 1620-2148              |  |
| FREERIDE 250FR 14-17         | 1620-2133              | 1620-2134              |  |
| FREERIDE 250F 18-23          | 1620-2133              | 1620-2134              |  |
| 250XC 06-16                  | 1620-2133              | 1620-2134              |  |
| 250XC 17-22                  | 1620-2135              | 1620-2134              |  |
| 250XC-F 07-15                | 1620-2133              | 1620-2134              |  |
| 250XC-F 07-16                | 1620-2133              | 1620-2134              |  |
| 250XC-W 06-16                | 1620-2133              | 1620-2134              |  |
| 300EXC/MXC 98-08             | 1620-2133              | 1620-2134              |  |
| 300XC 06-16                  | 1620-2133              | 1620-2134              |  |
| 300XC 17-22                  | 1620-2135              | 1620-2148              |  |
| 300XC-W 06-16                | 1620-2133              | 1620-2134              |  |
| 350EXC-F 12-15               | 1620-2133              | 1620-2134              |  |

| ND SERIES FOOTPEGS (CON'T)                  |           |             |  |
|---|-----------|-------------|--|
| MAKE/MODEL/YEAR                             | STANDARD  | 1/2" OFFSET |  |
| <b>KTM (CON'T)</b>                          |           |             |  |
| 250-530 EXC-F 98-16                         | 1620-2133 | 1620-2134   |  |
| 250-500 EXC-F 17-23                         | 1620-2135 | 1620-2148   |  |
| 350SX-F 11-15                               | 1620-2133 | 1620-2134   |  |
| 350XC-F 11-15                               | 1620-2133 | 1620-2134   |  |
| 350XC-F 12-16                               | 1620-2133 | 1620-2134   |  |
| 350SXF/XCF 16-22                            | 1620-2135 | 1620-2148   |  |
| FREERIDE 350F 12-23                         | 1620-2133 | 1620-2134   |  |
| 380EXC/MXC/SX 98-02                         | 1620-2133 | 1620-2134   |  |
| 400EXC RACING 4-STROKE 00-07                | 1620-2133 | 1620-2134   |  |
| 400 LC4 00-02                               | 1620-2133 | 1620-2134   |  |
| 400MXC/SX 00-04                             | 1620-2133 | 1620-2134   |  |
| 400SXC 00                                   | 1620-2133 | 1620-2134   |  |
| 400XC-W 07-10                               | 1620-2133 | 1620-2134   |  |
| 450EXC RACING 4-STROKE 03-07                | 1620-2133 | 1620-2134   |  |
| 450EXC 09-12                                | 1620-2133 | 1620-2134   |  |
| 450SMR 04-07, 12-13                         | 1620-2133 | 1620-2134   |  |
| 450SX RACING 4-STROKE 03-06                 | 1620-2133 | 1620-2134   |  |
| 450SX-F 07-15                               | 1620-2133 | 1620-2134   |  |
| 450XC-F 08-15                               | 1620-2133 | 1620-2134   |  |
| 450XC-W 07-16                               | 1620-2133 | 1620-2134   |  |
| 450SXF FACTORY EDITION 15-16                | 1620-2135 | 1620-2148   |  |
| 450SXF/XCF 16-22                            | 1620-2135 | 1620-2148   |  |
| 520EXC/MXC/SX RACING 4-STROKE 00-02         | 1620-2133 | 1620-2134   |  |
| 525EXC/MXC RACING 4-STROKE 03-07            | 1620-2133 | 1620-2134   |  |
| 525SMC 04                                   | 1620-2133 | 1620-2134   |  |
| 525SMR 04-05                                | 1620-2133 | 1620-2134   |  |
| 525SX RACING 4-STROKE 03-06                 | 1620-2133 | 1620-2134   |  |
| 525XC RACING 4-STROKE 06-07                 | 1620-2133 | 1620-2134   |  |
| 525XC-W 07                                  | 1620-2133 | 1620-2134   |  |
| 690 ENDURO/SMC/SM/R 07-15                   | 1620-2133 | 1620-2134   |  |
| 950/990 ADVENTURE, SM, SMR, SMT, SE-R 04-15 | 1620-2133 | 1620-2134   |  |
| <b>SHERCO</b>                               |           |             |  |
| SE-R 125 18-22                              | 1620-2133 | 1620-2134   |  |
| SE250 -R 14-22                              | 1620-2133 | 1620-2134   |  |
| SE-R 300 14-22                              | 1620-2133 | 1620-2134   |  |
| SE-F 250 10-22                              | 1620-2133 | 1620-2134   |  |
| SE-F 450 10-22                              | 1620-2133 | 1620-2134   |  |
| SE-F 510 10-22                              | 1620-2133 | 1620-2134   |  |
| <b>SUZUKI</b>                               |           |             |  |
| RM125/250 91-02                             | 1620-2142 | 1620-2143   |  |
| RMX250 93-98                                | 1620-2142 | 1620-2143   |  |
| RMZ250/450 10-23                            | 1620-2144 | 1620-2151   |  |
| DRZ400 00-04                                | 1620-2142 | 1620-2143   |  |
| DRZ400E 00-07                               | 1620-2142 | 1620-2143   |  |
| DRZ400S 00-09                               | 1620-2142 | 1620-2143   |  |
| DRZ400SM 05-09                              | 1620-2142 | 1620-2143   |  |
| <b>YAMAHA</b>                               |           |             |  |
| YZ85 02-23                                  | 1620-2145 | 1620-2146   |  |
| YZ125 99-23                                 | 1620-2145 | 1620-2146   |  |
| YZ125X 20-23                                | 1620-2145 | 1620-2146   |  |
| YZ250 99-23                                 | 1620-2145 | 1620-2146   |  |
| YZ250F 01-23                                | 1620-2145 | 1620-2146   |  |
| YZ250X 16-23                                | 1620-2145 | 1620-2146   |  |
| WR250F 01-23                                | 1620-2145 | 1620-2146   |  |
| WR400F 99-00                                | 1620-2145 | 1620-2146   |  |
| YZ400F 99                                   | 1620-2145 | 1620-2146   |  |
| WR426F 01-02                                | 1620-2145 | 1620-2146   |  |
| YZ426F 00-02                                | 1620-2145 | 1620-2146   |  |
| WR450F 03-23                                | 1620-2145 | 1620-2146   |  |
| YZ450F 03-22                                | 1620-2145 | 1620-2146   |  |
| YZ450FX 16-22                               | 1620-2145 | 1620-2146   |  |

1 - SPRINGS AVAILABLE SEPARATELY, PART # 1620-0464, SUG. RETAIL \$12.95  
 2 - SPACERS REQUIRED FOR THE 650/1200 BMW, PART # 1620-1124, SUG. RETAIL \$5.95

**NEW**

**PAN AMERICAN ALUMINUM FOLDING SHIFT LEVER**

**\$109<sup>95</sup>**

- Replace the vulnerable stock shifter with this improved folding shifter
- CNC machined from 6061 aluminum for strength and light weight.
- Folding shifter toe piece is knurled for precise shifter-to-boot feel
- Pressed in copper bushing maintains smooth shifter action

| DESCRIPTION                    | PART #    |
|--------------------------------|-----------|
| PAN AMERICA 1250 20-23         | 1602-1471 |
| PAN AMERICA 1250 SPECIAL 20-23 | 1602-1471 |

**NEW**

**PAN AMERICAN MX STYLE ALUMINUM RIDER FOOTPEGS**

**\$179<sup>95</sup>**

- Forged, then CNC machined, 7075 aluminum
- Footpegs are wider, and more stable, than the stock steel/rubber units
- Carbide steel "teeth" with Dacromet coating for superior grip to your boot sole
- Assembles to frame with no modification needed

| DESCRIPTION                              | PART #    |
|--|-----------|
| PAN AMERICA 1250 20-23                   | 1620-2437 |
| PAN AMERICA 1250 SPECIAL 20-23           | 1620-2437 |
| SOFTAIL LOW RIDER ST FXLRST 22-23        | 1620-2437 |
| SPORTSTER S RH1250S 21-23                | 1620-2437 |
| SOFTAIL LOW RIDER S FXLRS 20-23          | 1620-2437 |
| SOFTAIL STANDARD FXST 20-23              | 1620-2437 |
| LIVEWIRE ELW 20                          | 1620-2437 |
| FXDR 114 19-20                           | 1620-2437 |
| SOFTAIL FAT BOY 114 FLFBS 18-23          | 1620-2437 |
| SOFTAIL HERITAGE CLASSIC 114 FLHCS 18-23 | 1620-2437 |
| SOFTAIL FAT BOB 114 FXFBS 18-23          | 1620-2437 |
| SOFTAIL SLIM FLSL 18-21                  | 1620-2437 |
| SOFTAIL SPORT GLIDE FLSE 18-21           | 1620-2437 |
| SOFTAIL HERITAGE CLASSIC FLHC 18-21      | 1620-2437 |
| SOFTAIL DELUXE FLDE 18-20                | 1620-2437 |
| SOFTAIL BREAKOUT 114 FXBRS 18-20         | 1620-2437 |
| SOFTAIL BREAKOUT FXBR 18-19              | 1620-2437 |
| SOFTAIL LOW RIDER FXLR 18-20             | 1620-2437 |
| SOFTAIL FAT BOY FLFB 18-19               | 1620-2437 |
| SOFTAIL FAT BOB FXFB 18-19               | 1620-2437 |

**NEW**

**1" EXTENDED STEEL SHIFT LEVER YAMAHA TW200**

**\$31<sup>95</sup>**

- Folding tip prevent snagging on brush or rocks
- Steel levers withstand impacts and bends without breaking
- Strong polyurethane tip cover
- Hardened splines wont slip or rotate
- Forged, then CNC machined, 7075 aluminum withstands off-road abuse

| DESCRIPTION  | PART #    |
|--------------|-----------|
| 87-'23 TW200 | 1602-1498 |



KYLE PETERS

APPAREL

HELMETS &amp; GOGGLES

RIDER ARMOR

OUTERWEAR

YOUTH

LUGGAGE &amp; PACKS

BIKE BODY

BIKE CONTROLS

BIKE SUSPENSION

BIKE BRAKING

BIKE DRIVE

BIKE BEARINGS

BIKE ENGINE

BIKE ELECTRICAL

BIKE EXHAUST

BIKE WHEELS

BICYCLE

GARAGE &amp; PROMO

SIZING CHART



**FOOTPEG SPRING & PIN SETS** **\$15.95**

- Designed to replace OEM stock foot peg pin and spring
- Will work with most aftermarket foot pegs
- Kits include two OEM replacement springs, two OEM replacement pins, two washers, and two cotter keys

**FOOT PEG SPRING & PIN SETS**

| MAKE/MODEL/YEAR     | PART #    |
|---------------------|-----------|
| <b>BETA</b>         |           |
| 125-300 RR 2T 13-19 | 1620-2295 |
| 350-500 RR 4T 10-19 | 1620-2295 |
| 250 X TRAINER 17-22 | 1620-2295 |
| 300 X TRAINER 15-22 | 1620-2295 |
| 125-500 RR 2T 20-22 | 1620-2406 |
| <b>GASGAS</b>       |           |
| MC65 21-22          | 1620-2295 |
| TC 85 21-23         | 1620-2296 |
| MC 125 21-23        | 1620-2296 |
| MC250F 21-23        | 1620-2296 |
| MC350F 22-23        | 1620-2296 |
| MC450F 21-23        | 1620-2296 |
| EC300 21-23         | 1620-2296 |
| EX250F 21-22        | 1620-2296 |
| EX300 21-22         | 1620-2296 |
| EX350F 21-22        | 1620-2296 |
| EX450F 21-22        | 1620-2296 |
| <b>FANTIC</b>       |           |
| XE 125 21           | 1620-2288 |
| XX 125 21           | 1620-2288 |
| XEF 250 21          | 1620-2288 |
| <b>HONDA</b>        |           |
| CR 125-250 02-07    | 1620-2286 |
| CRF 110F 13-22      | 1620-2287 |
| CRF 125F 14-22      | 1620-2287 |
| CRF 150L 18         | 1620-2287 |
| CRF 150 R 07-22     | 1620-2285 |
| CRF 230F 03-19      | 1620-2287 |
| CRF 250F 19-22      | 1620-2287 |
| CRF 250L /M 12-21   | 1620-2285 |
| CRF 250R 04-22      | 1620-2286 |

**FOOT PEG SPRING & PIN SETS (CON'T)**

| MAKE/MODEL/YEAR              | PART #    |
|------------------------------|-----------|
| <b>HONDA (CON'T)</b>         |           |
| CRF 250 RX 19-22             | 1620-2286 |
| CRF 250 X 04-17              | 1620-2286 |
| CRF 450 L 19-20              | 1620-2286 |
| CRF 450 R 02-22              | 1620-2286 |
| CRF 450 RX 17-22             | 1620-2286 |
| CRF 450X 05-22               | 1620-2286 |
| CRF 1000L AFRICAN TWIN 18-21 | 1620-2285 |
| <b>HUSQVARNA</b>             |           |
| TC 85 14-17                  | 1620-2295 |
| TC 85 18-22                  | 1620-2296 |
| TC 125 14-15                 | 1620-2295 |
| TC 125 16-22                 | 1620-2296 |
| TX 125 17-19                 | 1620-2296 |
| TC 250 14-16                 | 1620-2295 |
| TC 250 17-22                 | 1620-2296 |
| TX 300 17-22                 | 1620-2296 |
| FC 250/350/450 14-15         | 1620-2295 |
| FC 250/350/450 16-22         | 1620-2296 |
| TE 125-300 14-16             | 1620-2295 |
| TE 125-300 17-22             | 1620-2296 |
| FE250-501 14-16              | 1620-2295 |
| FS 450 15                    | 1620-2295 |
| FS 450 16-21                 | 1620-2296 |
| FX 350 19-22                 | 1620-2296 |
| FX 450 17-22                 | 1620-2296 |
| FE 250-501 17-22             | 1620-2296 |
| 701 ENDURO 16-21             | 1620-2295 |
| <b>KAWASAKI</b>              |           |
| KX 65 00-21                  | 1620-2297 |
| KX 80 98-21                  | 1620-2297 |
| KX 85 98-21                  | 1620-2297 |
| KX 100 98-21                 | 1620-2297 |
| KX 125 91-96                 | 1620-2292 |
| KDX 220R/SR 94-05            | 1620-2292 |
| KDX 250R /SR 91-94           | 1620-2292 |
| KX 250 91-96                 | 1620-2292 |
| KXF 250 09-18                | 1620-2291 |
| KX 250 19-22                 | 1620-2291 |
| KX250 X 21-22                | 1620-2291 |
| KXF 450 09-18                | 1620-2291 |
| KX 450 19-22                 | 1620-2291 |
| KX450 X 21-22                | 1620-2291 |
| KX 500 88-04                 | 1620-2292 |
| <b>KTM</b>                   |           |
| SX 65 09-22                  | 1620-2295 |
| SX 85 03-17                  | 1620-2295 |
| SX 85 18-22                  | 1620-2296 |
| SX 125 98-15                 | 1620-2295 |
| SX 125 16-22                 | 1620-2296 |
| SX 250 98-16                 | 1620-2295 |
| SX 250 17-22                 | 1620-2296 |

**FOOT PEG SPRING & PIN SETS (CON'T)**

| MAKE/MODEL/YEAR                  | PART #    |
|----------------------------------|-----------|
| <b>KTM (CON'T)</b>               |           |
| SX-F 250-350-450 16-22           | 1620-2296 |
| XC 150-250-300 17-22             | 1620-2296 |
| 125-530 EXC 98-16                | 1620-2295 |
| EXC 250-500 17-22                | 1620-2296 |
| 125-530 EXC-F 98-16              | 1620-2295 |
| EXC-F 250-500 17-22              | 1620-2296 |
| 200-530 XC-W 06-16               | 1620-2295 |
| 200-530 XCF-W 06-16              | 1620-2295 |
| 250-450 XC-F 16-20               | 1620-2296 |
| 125-300 XC-W 17-22               | 1620-2296 |
| FREERIDE 250F 18-19              | 1620-2295 |
| FREERIDE 250R 14-17              | 1620-2295 |
| FREERIDE 350 12-17               | 1620-2295 |
| 690 ENDURO / R 08-17             | 1620-2295 |
| 690 SMC/R 08-21                  | 1620-2295 |
| 690 SUPERMOTO/ R 07-09           | 1620-2295 |
| 790 ADVENTURE/ R 19-21           | 1620-2295 |
| 890 ADVENTURE/ R 21              | 1620-2295 |
| 950 ADVENTURE/S 03-06            | 1620-2295 |
| 950 SUPERMOTO/ R 05-08           | 1620-2295 |
| 990 ADVENTURE R/S 06-13          | 1620-2295 |
| 990 SUPERMOTO/ R /T 09-13        | 1620-2295 |
| 1050 ADVENTURE 15-16             | 1620-2295 |
| 1090 ADVENTURE / R 17            | 1620-2295 |
| 1190 ADVENTURE / R 13-16         | 1620-2295 |
| 1290 SUPER ADVENTURE R/S/T 15-17 | 1620-2295 |
| <b>SUZUKI</b>                    |           |
| RM 125 92-02                     | 1620-2293 |
| RM 250 91-00                     | 1620-2293 |
| DR 250 90-95                     | 1620-2290 |
| RMX 250R 89-99                   | 1620-2293 |
| RMX 250S 89-99                   | 1620-2293 |
| RMZ 250 10-22                    | 1620-2294 |
| DR-Z 350S/R 90-99                | 1620-2290 |
| RMZ 450 10-20                    | 1620-2294 |
| DR-Z 400E/R/S/SM 00-19           | 1620-2293 |
| RMX 450 10-19                    | 1620-2294 |
| <b>YAMAHA</b>                    |           |
| YZ 65 18-23                      | 1620-2288 |
| YZ 85 18-23                      | 1620-2288 |
| YZ 125-250 99-23                 | 1620-2288 |
| YZ125 X 17-23                    | 1620-2288 |
| XT 250 08-22                     | 1620-2290 |
| YZ250 X 16-23                    | 1620-2288 |
| YZ-F 250 01-23                   | 1620-2288 |
| YZ250FX 15-21                    | 1620-2288 |
| YZ450F 03-23                     | 1620-2288 |
| WR 250R 07-20                    | 1620-2289 |
| WR 250F 01-22                    | 1620-2288 |
| WR 400F 99-22                    | 1620-2288 |
| WR 450F 99-21                    | 1620-2288 |



**FOOTPEG PROTECTORS** **\$26.95**

- Prevents dirt and mud from packing in the footpeg mounts
- Allows folding foot pegs to operate without obstruction
- No tools needed for easy installation
- Lightweight flexible rubber
- Fits most dirt bikes

|                    |           |
|--------------------|-----------|
| FOOTPEG PROTECTORS | 1620-1643 |
|--------------------|-----------|



KORIE STEEDE





RUY BARBOSA

APPAREL

HELMETS &  
GOGGLES

RIDER  
ARMOR

OUTERWEAR

YOUTH

LUGGAGE &  
PACKS

BIKE  
BODY

**BIKE  
CONTROLS**

BIKE  
SUSPENSION

BIKE  
BRAKING

BIKE  
DRIVE

BIKE  
BEARINGS

BIKE  
ENGINE

BIKE  
ELECTRICAL

BIKE  
EXHAUST

BIKE  
WHEELS

BICYCLE

GARAGE  
& PROMO

SIZING  
CHART



**BRAKE PEDALS \$119.95**

- Moose Racing® has teamed up with Hammerhead to bring you the ultimate brake pedal
- The brake pedal arms are forged from 6061 with stainless steel clevis pin sleeves and brass mounting bolt sleeve bushings
- Brake tip is finely machined CNC part with stainless steel set screws
- Brake tips can be adjusted for length in two mounting positions and are connected with stainless steel socket screws
- Brake pedal arm is anodized in a matte black finish and the tips are anodized in colors per bike brand
- Brake pedals include a CNC brake clevis, also anodized in colors per bike brand with a stainless steel pin (except KTM)
- KTM brake pedals include two precision bearings at the mounting point
- Every brake pedal also comes with a stainless steel brake snake
- Anodized with UV protection to preserve color

| BRAKE PEDALS                   |           |           |
|--------------------------------|-----------|-----------|
| MAKE/MODEL/YEAR                | PART #    | TIP COLOR |
| <b>BETA</b>                    |           |           |
| 125RR 2T 20-23                 | 1610-0635 | RED       |
| 200 RR 2T 20-23                | 1610-0635 | RED       |
| 250RR 2T 20-23                 | 1610-0635 | RED       |
| 250RR 2T ENDURO 2013-19        | 1610-0634 | RED       |
| 250RR 2T ENDURO RACING 2014-16 | 1610-0634 | RED       |
| 300RR 2T 20-23                 | 1610-0635 | RED       |
| 300RR 2T ENDURO 13-19          | 1610-0634 | RED       |
| 300RR 2T ENDURO RACING 13-16   | 1610-0634 | RED       |
| 300 XTRAINER 15-16             | 1610-0634 | RED       |
| 350RR 4T ENDURO 11-16          | 1610-0634 | RED       |
| 350RR 4T ENDURO RACING 03-16   | 1610-0634 | RED       |
| 350RR 4T ENDURO FACTORY 14     | 1610-0634 | RED       |
| 350RS 4T ENDURO 12-19          | 1610-0634 | RED       |
| 350RRS 4T 20-23                | 1610-0635 | RED       |
| 390RR 4T ENDURO 15-19          | 1610-0634 | RED       |
| 390RRS 4T 20-23                | 1610-0635 | RED       |
| 400RR 4T ENDURO 10-14          | 1610-0634 | RED       |
| 400RR 4T ENDURO FACTORY 11     | 1610-0634 | RED       |
| 400RS 4T ENDURO 12-14          | 1610-0634 | RED       |
| 430RR 4T ENDURO 15-19          | 1610-0634 | RED       |
| 430RR 4T ENDURO RACING 15      | 1610-0634 | RED       |
| 430RRS 4T 20-23                | 1610-0635 | RED       |
| 450RR 4T ENDURO 10-14          | 1610-0634 | RED       |
| 450RR 4T ENDURO RACING 13-14   | 1610-0634 | RED       |
| 450RS 4T ENDURO 12-14          | 1610-0634 | RED       |

| BRAKE PEDALS (CON'T)         |           |           |
|------------------------------|-----------|-----------|
| MAKE/MODEL/YEAR              | PART #    | TIP COLOR |
| <b>BETA (CON'T)</b>          |           |           |
| 450RR 4T ENDURO FACTORY 11   | 1610-0634 | RED       |
| 480RR 4T 20 - 23             | 1610-0635 | RED       |
| 480RR 4T ENDURO 15-16        | 1610-0634 | RED       |
| 480RR 4T ENDURO RACING 15    | 1610-0634 | RED       |
| 498RR 4T ENDURO 13-14        | 1610-0634 | RED       |
| 498RR 4T ENDURO RACING 13-14 | 1610-0634 | RED       |
| 500RR-S 4T 20-23             | 1610-0635 | RED       |
| 500RRS ENDURO 15/17-19       | 1610-0634 | RED       |
| 520RS 4T ENDURO 10-13        | 1610-0634 | RED       |
| 520RS 4T ENDURO FACTORY 11   | 1610-0634 | RED       |
| <b>GASGAS</b>                |           |           |
| MC50 21-23                   | 1610-0636 | RED       |
| MC-E 5 21-23                 | 1610-0636 | RED       |
| MC65 21-23                   | 1610-0640 | RED       |
| MC 85 21-23                  | 1610-0637 | RED       |
| EC 125 14-17                 | 1610-0638 | RED       |
| MC 125 21-23                 | 1610-0641 | RED       |
| EC 200 18-20                 | 1610-0639 | RED       |
| EC 250 14-17                 | 1610-0638 | RED       |
| EC 250 18-20                 | 1610-0639 | RED       |
| EC 250 21-23                 | 1610-0641 | RED       |
| EC 250F 11-17                | 1610-0638 | RED       |
| EC 250F 21-23                | 1610-0641 | RED       |
| EX 250 22-23                 | 1610-0641 | RED       |
| EX 250F 21-23                | 1610-0641 | RED       |
| MC 250 22-23                 | 1610-0641 | RED       |
| MC 250F 21-23                | 1610-0641 | RED       |
| XC 250 18-20                 | 1610-0639 | RED       |
| EC 300 14-17                 | 1610-0638 | RED       |
| EC 300 18-20                 | 1610-0639 | RED       |
| EC 300 21-23                 | 1610-0641 | RED       |
| EC 300F 14-17                | 1610-0638 | RED       |
| EX 300 21-23                 | 1610-0641 | RED       |
| XC 300 18-20                 | 1610-0639 | RED       |
| EC 350F 21-23                | 1610-0641 | RED       |
| EX 350F 21-23                | 1610-0641 | RED       |
| MC 350F 22-23                | 1610-0641 | RED       |
| EC 450F 14-17                | 1610-0638 | RED       |
| EX 450F 21-23                | 1610-0641 | RED       |
| MC 450F 21-23                | 1610-0641 | RED       |
| <b>HONDA</b>                 |           |           |
| CRF150F 06-17                | 1610-0332 | RED       |
| CRF150R 07-23                | 1610-0333 | RED       |
| CRF230F 06-17, 19            | 1610-0332 | RED       |
| CR250 02-07                  | 1610-0334 | RED       |
| CRF250L 13-20                | 1610-0589 | RED       |
| CRF250R 04-17                | 1610-0336 | RED       |
| CRF250R 18-23                | 1610-0338 | RED       |
| CRF250RX 20-23               | 1610-0338 | RED       |
| CRF250X 04-17                | 1610-0335 | RED       |
| CRF300L 2021                 | 1610-0642 | RED       |
| CRF450L 19-20                | 1610-0609 | RED       |
| CRF450RL 21-23               | 1610-0609 | RED       |
| CRF450R 02-23                | 1610-0338 | RED       |
| CRF450RWE 20-23              | 1610-0338 | RED       |
| CRF450RX 17-23               | 1610-0338 | RED       |
| CRF450X 05-17, 19-23         | 1610-0337 | RED       |
| <b>HUSQVARNA</b>             |           |           |
| TC65 17-23                   | 1610-0643 | BLUE      |
| TC85 14-17                   | 1610-0551 | BLUE      |
| TE125 2016                   | 1610-0552 | BLUE      |
| TC125 14-15                  | 1610-0552 | BLUE      |
| TC125 16                     | 1610-0553 | BLUE      |
| TC125 17-22                  | 1610-0554 | BLUE      |
| TX125 17                     | 1610-0554 | BLUE      |
| TX125 18-20                  | 1610-0555 | BLUE      |
| TE150 17                     | 1610-0554 | BLUE      |
| TE150 18-20-23               | 1610-0555 | BLUE      |
| FC250 14-15                  | 1610-0552 | BLUE      |
| FC250 2016                   | 1610-0553 | BLUE      |
| FC250 17-22                  | 1610-0554 | BLUE      |
| FE250 14-16                  | 1610-0552 | BLUE      |

| BRAKE PEDALS (CON'T)        |           |           |
|-----------------------------|-----------|-----------|
| MAKE/MODEL/YEAR             | PART #    | TIP COLOR |
| <b>HUSQVARNA (CON'T)</b>    |           |           |
| FE250 17-23                 | 1610-0555 | BLUE      |
| TC250 14-16                 | 1610-0552 | BLUE      |
| TC250 17-22                 | 1610-0555 | BLUE      |
| TE250 14-16                 | 1610-0552 | BLUE      |
| TE250 17-23                 | 1610-0555 | BLUE      |
| TE300 14-16                 | 1610-0552 | BLUE      |
| TE300 17-23                 | 1610-0555 | BLUE      |
| TX300 17-20                 | 1610-0555 | BLUE      |
| FC350 14                    | 1610-0552 | BLUE      |
| FC350 16                    | 1610-0553 | BLUE      |
| FC350 17-22                 | 1610-0554 | BLUE      |
| FE350 14-16                 | 1610-0552 | BLUE      |
| FE350 17-23                 | 1610-0555 | BLUE      |
| FX350 17-22                 | 1610-0554 | BLUE      |
| FE2350S 15-16               | 1610-0552 | BLUE      |
| FC450 14-15                 | 1610-0552 | BLUE      |
| FC450 16                    | 1610-0553 | BLUE      |
| FC450 17-22                 | 1610-0554 | BLUE      |
| FE450 16                    | 1610-0552 | BLUE      |
| FE450 17-21                 | 1610-0554 | BLUE      |
| FE450 22                    | 1610-0555 | BLUE      |
| FS450 16                    | 1610-0553 | BLUE      |
| FS450 17-20                 | 1610-0554 | BLUE      |
| FX450 17-22                 | 1610-0554 | BLUE      |
| FE501 14-16                 | 1610-0552 | BLUE      |
| FE501 17-21                 | 1610-0554 | BLUE      |
| FE501 22-23                 | 1610-0555 | BLUE      |
| FE501S 15-16                | 1610-0552 | BLUE      |
| <b>KAWASAKI</b>             |           |           |
| KX65 00-23                  | 1610-0644 | GREEN     |
| KX85 01-23                  | 1610-0547 | GREEN     |
| KX100 01-21                 | 1610-0547 | GREEN     |
| KX112 22-23                 | 1610-0547 | GREEN     |
| KX250F 05-20                | 1610-0339 | GREEN     |
| KX250 (FOUR STROKE) 21-23   | 1610-0340 | GREEN     |
| KX250XC (FOUR STROKE) 21-22 | 1610-0340 | GREEN     |
| KX250X (FOUR STROKE) 21-23  | 1610-0340 | GREEN     |
| KX450F 06-20                | 1610-0340 | GREEN     |
| KX450 21-23                 | 1610-0340 | GREEN     |
| KX450SR 22-23               | 1610-0340 | GREEN     |
| KX450X 21-23                | 1610-0340 | GREEN     |
| <b>KTM</b>                  |           |           |
| 65 SX 09-23                 | 1610-0341 | ORANGE    |
| 65 SX 12-15                 | 1610-0341 | ORANGE    |
| 65 XC 09                    | 1610-0341 | ORANGE    |
| 85 SX 03-17                 | 1610-0342 | ORANGE    |
| 85 SX 18-20                 | 1610-0550 | ORANGE    |
| 85 XC 08-09                 | 1610-0342 | ORANGE    |
| 105 SX 04; 06-11            | 1610-0342 | ORANGE    |
| 105 XC 08-09                | 1610-0342 | ORANGE    |
| 125 EXC 04                  | 1610-0343 | ORANGE    |
| 125 EXC SIX DAYS 04-05      | 1610-0343 | ORANGE    |
| 125 SX 04-15                | 1610-0343 | ORANGE    |
| 125 SX 16                   | 1610-0548 | ORANGE    |
| 125 SX 17-22                | 1610-0549 | ORANGE    |
| 125 SX 04-05                | 1610-0343 | ORANGE    |
| 125XC 2021-22               | 1610-0549 | ORANGE    |
| 125XCW 17-20                | 1610-0549 | ORANGE    |
| 144 SX 07-08                | 1610-0343 | ORANGE    |
| 150EXC 20-23                | 1610-0550 | ORANGE    |
| 150XCW TPI 20-22            | 1610-0550 | ORANGE    |
| 150 SX 09, 11-15            | 1610-0343 | ORANGE    |
| 150SX 16                    | 1610-0548 | ORANGE    |
| 150SX 17-22                 | 1610-0549 | ORANGE    |
| 150 XC 10-14                | 1610-0343 | ORANGE    |
| 150XCW 17-19                | 1610-0549 | ORANGE    |
| 150XCW 23                   | 1610-0550 | ORANGE    |
| 200 EXC 04-05               | 1610-0343 | ORANGE    |
| 200 SM 05                   | 1610-0343 | ORANGE    |
| 200 SX 04                   | 1610-0343 | ORANGE    |
| 200 XC 06-09                | 1610-0343 | ORANGE    |
| 200 XCW 06-16               | 1610-0343 | ORANGE    |
| 250 EXC 04-05               | 1610-0343 | ORANGE    |



| BRAKE PEDALS (CON'T)           |           |           |
|--------------------------------|-----------|-----------|
| MAKE/MODEL/YEAR                | PART #    | TIP COLOR |
| <b>KTM (CON'T)</b>             |           |           |
| 250EXC 17-23                   | 1610-0550 | ORANGE    |
| 250EXC TPI 20-22               | 1610-0550 | ORANGE    |
| 250 EXC RACING 04-05           | 1610-0343 | ORANGE    |
| 250 EXC SIX DAYS 04-05         | 1610-0343 | ORANGE    |
| 250EXCF 17-23                  | 1610-0550 | ORANGE    |
| 250EXCF SIX DAYS 17-20         | 1610-0550 | ORANGE    |
| 250 SX 03-16                   | 1610-0343 | ORANGE    |
| 250SX 17-22                    | 1610-0550 | ORANGE    |
| 250 SXF 05-15                  | 1610-0343 | ORANGE    |
| 250SXF 16                      | 1610-0548 | ORANGE    |
| 250SXF 17-22                   | 1610-0549 | ORANGE    |
| 250SXF FACTORY EDITION 16      | 1610-0548 | ORANGE    |
| 250 SXS 03-04                  | 1610-0343 | ORANGE    |
| 250 XC 06-09, 11-16            | 1610-0343 | ORANGE    |
| 250XC 17-20                    | 1610-0550 | ORANGE    |
| 250XC TPI 2021-22              | 1610-0550 | ORANGE    |
| 250 XCF 07-08, 11-15           | 1610-0343 | ORANGE    |
| 250XCF 16                      | 1610-0548 | ORANGE    |
| 250XCF 17-22                   | 1610-0549 | ORANGE    |
| 250 XCF-W 08-09, 12-16         | 1610-0343 | ORANGE    |
| 250 XCF-W CHAMPIONS EDITION 10 | 1610-0343 | ORANGE    |
| 250 XCW 06-07, 11-16           | 1610-0343 | ORANGE    |
| 250XCW 17-20 / 23              | 1610-0550 | ORANGE    |
| 250XCW TPI 20-21               | 1610-0550 | ORANGE    |
| 300 EXC 04-05                  | 1610-0343 | ORANGE    |
| 300EXC 17-23                   | 1610-0550 | ORANGE    |
| 300EXC TPI 22                  | 1610-0550 | ORANGE    |
| 300 EXC SIX DAYS 05            | 1610-0343 | ORANGE    |
| 300 MXC 04-05                  | 1610-0343 | ORANGE    |
| 300 XC 06-16                   | 1610-0343 | ORANGE    |
| 300XC 17-20                    | 1610-0550 | ORANGE    |
| 300XC TPI 2021-22              | 1610-0550 | ORANGE    |
| 300 XCW 06-09, 11-16           | 1610-0343 | ORANGE    |
| 300XCW 17-20 / 23              | 1610-0550 | ORANGE    |
| 300 XCW SIX DAYS 14-15         | 1610-0343 | ORANGE    |
| 300XCW SIX DAYS 17-20          | 1610-0550 | ORANGE    |
| 350 EXC-F 12, 14-16            | 1610-0343 | ORANGE    |
| 350EXCF 17-23                  | 1610-0550 | ORANGE    |
| 350EXCF SIX DAYS 17-21 / 23    | 1610-0550 | ORANGE    |
| 350 SXF 11-15                  | 1610-0343 | ORANGE    |
| 350SXF 16                      | 1610-0548 | ORANGE    |
| 350SXF 17-22                   | 1610-0549 | ORANGE    |
| 350 XCF 11-15                  | 1610-0343 | ORANGE    |
| 350XCF 16                      | 1610-0548 | ORANGE    |
| 350XCF 17-22                   | 1610-0549 | ORANGE    |
| 350 XCF-W 13-16                | 1610-0343 | ORANGE    |

| BRAKE PEDALS (CON'T)             |           |           |
|----------------------------------|-----------|-----------|
| MAKE/MODEL/YEAR                  | PART #    | TIP COLOR |
| <b>KTM (CON'T)</b>               |           |           |
| 350XCW 2021                      | 1610-0550 | ORANGE    |
| 350 XCF-W SIX DAYS 15            | 1610-0343 | ORANGE    |
| 400 EXC 05                       | 1610-0343 | ORANGE    |
| 400 EXC RACING 04                | 1610-0343 | ORANGE    |
| 400 EXC-G RACING 06              | 1610-0343 | ORANGE    |
| 400 XCW 07, 09-10                | 1610-0343 | ORANGE    |
| 450 EXC 07, 11                   | 1610-0343 | ORANGE    |
| 450 EXC-F 09                     | 1610-0343 | ORANGE    |
| 450EXCF 17-23                    | 1610-0549 | ORANGE    |
| 450EXCF SIX DAYS 17-22           | 1610-0549 | ORANGE    |
| 450 EXC RACING 04                | 1610-0343 | ORANGE    |
| 450 EXC-G RACING 06              | 1610-0343 | ORANGE    |
| 450 EXC-R 08                     | 1610-0343 | ORANGE    |
| 450 XCW 07                       | 1610-0343 | ORANGE    |
| 450 MXC RACING 04                | 1610-0343 | ORANGE    |
| 450 SMR 04-06, 08                | 1610-0343 | ORANGE    |
| 450 SUPERMOTO FACTORY REPLICA 04 | 1610-0343 | ORANGE    |
| 450 SX 06                        | 1610-0343 | ORANGE    |
| 450 SXF 07-13, 15                | 1610-0343 | ORANGE    |
| 450SXF 16                        | 1610-0548 | ORANGE    |
| 450SXF 17-20                     | 1610-0549 | ORANGE    |
| 450 SXF FACTORY EDITION 12, 14   | 1610-0343 | ORANGE    |
| 450 SXF FACTORY EDITION 16       | 1610-0548 | ORANGE    |
| 450 SX RACING 04-05              | 1610-0343 | ORANGE    |
| 450 SXS 05                       | 1610-0343 | ORANGE    |
| 450 SXS RACING 04                | 1610-0343 | ORANGE    |
| 450 XCF 07-09, 13-15             | 1610-0343 | ORANGE    |
| 450XCF 16                        | 1610-0548 | ORANGE    |
| 450XCF 17-20                     | 1610-0549 | ORANGE    |
| 450 XC-G RACING 06               | 1610-0343 | ORANGE    |
| 450 XCR-W 08                     | 1610-0343 | ORANGE    |
| 450 XCW 07, 11-16                | 1610-0343 | ORANGE    |
| 450 XCW CHAMPIONS EDITION 10     | 1610-0343 | ORANGE    |
| 450 XCW SIX DAYS 10              | 1610-0343 | ORANGE    |
| 500 EXC 12-16                    | 1610-0343 | ORANGE    |
| 500EXCF 17-22                    | 1610-0549 | ORANGE    |
| 500EXCF SIX DAYS 17-22           | 1610-0549 | ORANGE    |
| 500 EXC SIX DAYS 16              | 1610-0343 | ORANGE    |
| 500 XCW 12-16                    | 1610-0343 | ORANGE    |
| 505 SXF 07-08                    | 1610-0343 | ORANGE    |
| 505 XCF 08-09                    | 1610-0343 | ORANGE    |
| 525 EXC                          | 1610-0343 | ORANGE    |
| 525 EXC RACING 04-05             | 1610-0343 | ORANGE    |
| 525 EXC-G RACING 06              | 1610-0343 | ORANGE    |
| 525 EXC SIX DAYS 04-05           | 1610-0343 | ORANGE    |

| BRAKE PEDALS (CON'T) |           |           |
|----------------------|-----------|-----------|
| MAKE/MODEL/YEAR      | PART #    | TIP COLOR |
| <b>KTM (CON'T)</b>   |           |           |
| 525 MXC RACING 04-05 | 1610-0343 | ORANGE    |
| 525 SMR 04-05        | 1610-0343 | ORANGE    |
| 525 SX 05-06         | 1610-0343 | ORANGE    |
| 525 SX RACING 04-05  | 1610-0343 | ORANGE    |
| 525 SX SUPERMOTO 04  | 1610-0343 | ORANGE    |
| 525 XC 07            | 1610-0343 | ORANGE    |
| 525 XC-G RACING 06   | 1610-0343 | ORANGE    |
| 525 XCW 07           | 1610-0343 | ORANGE    |
| 530 EXC 09           | 1610-0343 | ORANGE    |
| 530 EXC-R 08         | 1610-0343 | ORANGE    |
| 530 XCR-W 08         | 1610-0343 | ORANGE    |
| 530 XCW 09, 11       | 1610-0343 | ORANGE    |
| 530 XCW SIX DAYS 11  | 1610-0343 | ORANGE    |
| 540 SXS 04-05        | 1610-0343 | ORANGE    |
| 560 SMR 06           | 1610-0343 | ORANGE    |
| <b>SHERCO</b>        |           |           |
| 125SE-R 18-22        | 1610-0645 | BLUE      |
| 250SE-R 14-22        | 1610-0645 | BLUE      |
| 300SE-R 14-22        | 1610-0645 | BLUE      |
| 250SE-F 12-22        | 1610-0645 | BLUE      |
| 300SE-F 12-22        | 1610-0645 | BLUE      |
| 450SE-F 19-20        | 1610-0645 | BLUE      |
| 500SE-F 19-20        | 1610-0645 | BLUE      |
| <b>SUZUKI</b>        |           |           |
| RMZ250 07-12         | 1610-0345 | GOLD      |
| RMZ 250 13-22        | 1610-0346 | GOLD      |
| RMX450Z 10-11        | 1610-0346 | GOLD      |
| RMZ450 05-07         | 1610-0345 | GOLD      |
| RMZ450 08-22         | 1610-0346 | GOLD      |
| <b>YAMAHA</b>        |           |           |
| YZ65 18-23           | 1610-0610 | BLUE      |
| YZ85 02-23           | 1610-0610 | BLUE      |
| YZ125 03-23          | 1610-0347 | BLUE      |
| YZ125X 20-23         | 1610-0347 | BLUE      |
| YZ250 03-23          | 1610-0347 | BLUE      |
| YZ250X 16-23         | 1610-0347 | BLUE      |
| WR250F 03-06         | 1610-0347 | BLUE      |
| WR250F 15-23         | 1610-0348 | BLUE      |
| WR250R 08-20         | 1610-0590 | BLUE      |
| WR250X 08-14         | 1610-0590 | BLUE      |
| YZ250F 03-09         | 1610-0347 | BLUE      |
| YZ250F 10-22         | 1610-0348 | BLUE      |
| YZ250FX 15-23        | 1610-0348 | BLUE      |
| WR450F 03-11         | 1610-0347 | BLUE      |
| WR450F 12-23         | 1610-0349 | BLUE      |
| YZ450F 03-09         | 1610-0347 | BLUE      |
| YZ450F 10-22         | 1610-0349 | BLUE      |
| YZ450FX 16-23        | 1610-0349 | BLUE      |



GAVIN TOWERS  
LORETTA LYNN'S 250 PRO SPORT  
CHAMPION

APPAREL

HELMETS & GOGGLES

RIDER ARMOR

OUTERWEAR

YOUTH

LUGGAGE & PACKS

BIKE BODY

BIKE CONTROLS

BIKE SUSPENSION

BIKE BRAKING

BIKE DRIVE

BIKE BEARINGS

BIKE ENGINE

BIKE ELECTRICAL

BIKE EXHAUST

BIKE WHEELS

BICYCLE

GARAGE & PROMO

SIZING CHART





**FORGED SHIFT LEVERS \$34<sup>95</sup>**

- Moose Racing® has teamed up with Hammerhead to bring you the ultimate shift lever
- The forged shift lever arm is manufactured from aircraft grade 6061 aluminum
- Anodized in a matte finish
- The tips are anodized in colors per bike brand
- Shift lever tip is a finely machined full CNC part, with stainless steel spring
- Anodized with UV protection to preserve color

| FORGED SHIFT LEVERS          |           |           |
|------------------------------|-----------|-----------|
| MAKE/MODEL/YEAR              | PART #    | TIP COLOR |
| <b>BETA (CON'T)</b>          |           |           |
| 125RR 2T 20-23               | 1602-1057 | RED       |
| 125RRS 2017                  | 1602-1057 | RED       |
| 200RR 2T 20-23               | 1602-1057 | RED       |
| 250RR 2T 20                  | 1602-1057 | RED       |
| 250RR 2T ENDURO 13-20        | 1602-1057 | RED       |
| 250RR 2T ENDURO RACING 14-16 | 1602-1057 | RED       |
| 300RR 2T 20                  | 1602-1057 | RED       |
| 300RR 2T ENDURO 13-19        | 1602-1057 | RED       |
| 300RR 2T ENDURO RACING 13-16 | 1602-1057 | RED       |
| 300 XTRAINER 15-16           | 1602-1057 | RED       |
| 300 XTRAINER 20-21           | 1602-1057 | RED       |
| 350RR 4T ENDURO 11-16        | 1602-1057 | RED       |
| 350RR 4T ENDURO RACING 13-15 | 1602-1057 | RED       |
| 350RRS 17                    | 1602-1057 | RED       |
| 350RRS ENDURO 18-19          | 1602-1057 | RED       |
| 350RS 4T ENDURO 12-13        | 1602-1057 | RED       |
| 390RR 4T ENDURO 15-16        | 1602-1057 | RED       |
| 390RRS 17                    | 1602-1057 | RED       |
| 390RRS ENDURO 18-19          | 1602-1057 | RED       |
| 400RR 4T ENDURO 10-14        | 1602-1057 | RED       |
| 400RR 4T ENDURO FACTORY 11   | 1602-1057 | RED       |
| 400RS 4T ENDURO 12-14        | 1602-1057 | RED       |
| 430RR 4T ENDURO 15-16        | 1602-1057 | RED       |
| 430RR 4T ENDURO RACING 15    | 1602-1057 | RED       |
| 430RRS 17                    | 1602-1057 | RED       |
| 430RRS ENDURO 18-19          | 1602-1057 | RED       |
| 450RR 4T ENDURO 10-14        | 1602-1057 | RED       |
| 450RR 4T ENDURO FACTORY 11   | 1602-1057 | RED       |
| 450RR 4T ENDURO RACING 13-14 | 1602-1057 | RED       |
| 450RS 4T ENDURO 12-14        | 1602-1057 | RED       |
| 480RR 4T ENDURO 15-16        | 1602-1057 | RED       |
| 480RR 4T ENDURO RACING 15    | 1602-1057 | RED       |
| 498RR 4T ENDURO 12-14        | 1602-1057 | RED       |
| 498RR 4T ENDURO RACING 13-14 | 1602-1057 | RED       |
| 500RR 4T ENDURO 15           | 1602-1057 | RED       |
| 500RRS 17                    | 1602-1057 | RED       |

| FORGED SHIFT LEVERS (CON'T) |           |           |
|-----------------------------|-----------|-----------|
| MAKE/MODEL/YEAR             | PART #    | TIP COLOR |
| <b>BETA (CON'T)</b>         |           |           |
| 500RRS ENDURO 18-19         | 1602-1057 | RED       |
| 520RS 4T ENDURO 10-14       | 1602-1057 | RED       |
| 520RS 4T ENDURO FACTORY 11  | 1602-1057 | RED       |
| 350RR-S 4T 20-23            | 1602-1395 | RED       |
| 390RR-S 4T 20-23            | 1602-1395 | RED       |
| 430RR 4T 20-23              | 1602-1395 | RED       |
| 430RR-S 4T 20-23            | 1602-1395 | RED       |
| 480RR 4T RACING 20-22       | 1602-1395 | RED       |
| 480RR 4T 20-23              | 1602-1395 | RED       |
| 500RR-S 20-23               | 1602-1395 | RED       |
| <b>BAISGAS</b>              |           |           |
| EC250 21-23                 | 1602-1424 | RED       |
| EC300 21-23                 | 1602-1424 | RED       |
| EC250F 21-23                | 1602-1425 | RED       |
| EC350F 21-23                | 1602-1425 | RED       |
| EX250 23                    | 1602-1424 | RED       |
| EX300 21-23                 | 1602-1424 | RED       |
| EX450F 21-23                | 1602-1426 | RED       |
| MC65 21-23                  | 1602-1422 | RED       |
| MC85 21-23                  | 1602-1423 | RED       |
| MC125 21-23                 | 1602-1423 | RED       |
| MC250 23                    | 1602-1424 | RED       |
| MC250F 21-23                | 1602-1425 | RED       |
| MC350F 23                   | 1602-1425 | RED       |
| MC450F 21-23                | 1602-1426 | RED       |
| RX450F 23                   | 1602-1426 | RED       |
| <b>HONDA</b>                |           |           |
| CRF50 04-24                 | 1602-0828 | RED       |
| XR50 00-03                  | 1602-0828 | RED       |
| CRF70 04-12                 | 1602-0828 | RED       |
| XR70 97-03                  | 1602-0828 | RED       |
| CR80/CR80 EXPERT 96-03      | 1602-1050 | RED       |
| CR85/CR85 EXPERT 04-07      | 1602-1050 | RED       |
| CRF80/CRF100 04-13          | 1602-0829 | RED       |
| XR80/XR100 01-03            | 1602-0829 | RED       |
| CRF110F 13-24               | 1602-1052 | RED       |
| CR125F 14-24                | 1602-1427 | RED       |
| CRF150F 03-17               | 1602-0830 | RED       |
| CRF150R 07-24               | 1602-0831 | RED       |
| CRF230F 04-19               | 1602-0830 | RED       |
| CR250R 94-07                | 1602-0832 | RED       |
| CRF250L 13-20               | 1602-1051 | RED       |
| CRF250R 04-09               | 1602-0833 | RED       |
| CRF250R 10-17               | 1602-0834 | RED       |
| CRF250R 18-24               | 1602-1134 | RED       |
| CRF250RX 19-24              | 1602-1134 | RED       |
| CRF250X 04-17               | 1602-0833 | RED       |
| CRF300L 21                  | 1602-1428 | RED       |
| CRF450L 19-20               | 1602-1302 | RED       |
| CRF450RL 21-24              | 1602-1302 | RED       |
| CRF450R 02-08               | 1602-0835 | RED       |
| CRF450R 09-16               | 1602-0836 | RED       |
| CRF450R 17-24               | 1602-1134 | RED       |
| CRF450RWE 19-24             | 1602-1134 | RED       |
| CRF450RX 17-24              | 1602-1134 | RED       |
| CRF450X 05-17               | 1602-0835 | RED       |
| CRF450X 19-24               | 1602-1302 | RED       |
| XR650L 93-21                | 1602-1429 | RED       |
| <b>HUSQVARNA</b>            |           |           |
| TC85 14-17                  | 1602-1058 | BLUE      |
| TC85 18-23                  | 1602-1139 | BLUE      |
| TC125 14-16                 | 1602-1060 | BLUE      |
| TC125 16                    | 1602-1138 | BLUE      |
| TC125 18-23                 | 1602-1139 | BLUE      |
| TE125 15-16                 | 1602-1060 | BLUE      |
| TE 150 17-23                | 1602-1139 | BLUE      |
| TX125 17-20                 | 1602-1139 | BLUE      |
| FC250 14-16                 | 1602-1060 | BLUE      |
| FC250 17-23                 | 1602-1059 | BLUE      |
| FE250 14-23                 | 1602-1059 | BLUE      |
| TC250 14-16                 | 1602-1061 | BLUE      |
| TC250 17-23                 | 1602-1140 | BLUE      |
| TE250 14-16                 | 1602-1061 | BLUE      |
| TE250 17-23                 | 1602-1140 | BLUE      |
| TE300 14-16                 | 1602-1061 | BLUE      |

| FORGED SHIFT LEVERS (CON'T) |           |           |
|-----------------------------|-----------|-----------|
| MAKE/MODEL/YEAR             | PART #    | TIP COLOR |
| <b>HUSQVARNA (CON'T)</b>    |           |           |
| TE300 17-23                 | 1602-1140 | BLUE      |
| TX300 17-23                 | 1602-1140 | BLUE      |
| FC350 14-16                 | 1602-1060 | BLUE      |
| FC350 17-23                 | 1602-1059 | BLUE      |
| FE350 14-23                 | 1602-1059 | BLUE      |
| FE350S 16                   | 1602-1059 | BLUE      |
| FX350 17-23                 | 1602-1059 | BLUE      |
| FC450 14-15                 | 1602-1059 | BLUE      |
| FC450 16-22                 | 1602-1138 | BLUE      |
| FC450 23                    | 1602-1059 | BLUE      |
| FE450 17-22                 | 1602-1138 | BLUE      |
| FS450 16-23                 | 1602-1138 | BLUE      |
| FX450 17-22                 | 1602-1138 | BLUE      |
| FX450 23                    | 1602-1059 | BLUE      |
| FE501 14-16                 | 1602-1059 | BLUE      |
| FE501 17-23                 | 1602-1138 | BLUE      |
| FE501S 16                   | 1602-1059 | BLUE      |
| <b>KAWASAKI</b>             |           |           |
| KX60 86-01                  | 1602-0838 | GREEN     |
| KX65 00-23                  | 1602-0839 | GREEN     |
| KX80 91-00                  | 1602-0838 | GREEN     |
| KX80 BIG WHEEL 91-94        | 1602-0838 | GREEN     |
| KX85 02-23                  | 1602-0838 | GREEN     |
| KX100 95-20                 | 1602-0838 | GREEN     |
| KLX110/L 10-23              | 1602-0840 | GREEN     |
| KLX112 22-23                | 1602-0838 | GREEN     |
| KLX140 08-23                | 1602-1430 | GREEN     |
| KLX140G 17-23               | 1602-1430 | GREEN     |
| KLX140L 08-23               | 1602-1430 | GREEN     |
| KX125 84-05                 | 1602-0841 | GREEN     |
| KLX250 2018,2020            | 1602-1431 | GREEN     |
| KLX250S 2006-14             | 1602-1431 | GREEN     |
| KLX300 22-23                | 1602-1431 | GREEN     |
| KLX300D 2021                | 1602-1431 | GREEN     |
| KLX300R 20-23               | 1602-1431 | GREEN     |
| KX250 84-07                 | 1602-0841 | GREEN     |
| KX250F 04-08                | 1602-0842 | GREEN     |
| KX250F 09-18                | 1602-0843 | GREEN     |
| KX250 (FOUR STROKE) 19-23   | 1602-0843 | GREEN     |
| KX250X (FOUR STROKE) 22-23  | 1602-0843 | GREEN     |
| KX250XC (FOUR STROKE) 2021  | 1602-0843 | GREEN     |
| KLX450R 07-08               | 1602-0844 | GREEN     |
| KX450F 06-15                | 1602-0844 | GREEN     |
| KX450F 16-20                | 1602-1103 | GREEN     |
| KX450 23                    | 1602-1103 | GREEN     |
| KX450SR 23                  | 1602-1103 | GREEN     |
| KX450X 23                   | 1602-1103 | GREEN     |
| KX500 94-04                 | 1602-0841 | GREEN     |
| <b>KTM</b>                  |           |           |
| 65SX 09-23                  | 1602-0845 | ORANGE    |
| 65XC 09                     | 1602-0845 | ORANGE    |
| 85SX 03-17                  | 1602-0846 | ORANGE    |
| 85SX 18-23                  | 1602-1136 | ORANGE    |
| 85XC 08-09                  | 1602-0846 | ORANGE    |
| 105SX 04-11                 | 1602-0846 | ORANGE    |
| 105XC 08-09                 | 1602-0846 | ORANGE    |
| 125EXC 98-00                | 1602-0849 | ORANGE    |
| 125EXC 01-03                | 1602-0848 | ORANGE    |
| 125EXC SIX DAYS 02-06       | 1602-0848 | ORANGE    |
| 125EXE 00-01                | 1602-0848 | ORANGE    |
| 125MXC 98-00                | 1602-0849 | ORANGE    |
| 125MXC 01-03                | 1602-0848 | ORANGE    |
| 125SMR 00-01                | 1602-0848 | ORANGE    |
| 125SX 98-00                 | 1602-0849 | ORANGE    |
| 125SX 01-15                 | 1602-0848 | ORANGE    |
| 125SX 16                    | 1602-1104 | ORANGE    |
| 125SX 17-23                 | 1602-1136 | ORANGE    |
| 125XS 01                    | 1602-0848 | ORANGE    |
| 125XS/EXC 06                | 1602-0848 | ORANGE    |
| 125XC 21-23                 | 1602-1136 | ORANGE    |
| 125XCW 17-19                | 1602-1136 | ORANGE    |
| 144SX 07-08                 | 1602-0848 | ORANGE    |
| 150EXC 20-23                | 1602-1136 | ORANGE    |

| FORGED SHIFT LEVERS (CON'T) |           |           |
|-----------------------------|-----------|-----------|
| MAKE/MODEL/YEAR             | PART #    | TIP COLOR |
| <b>KTM (CON'T)</b>          |           |           |
| 150SX 09-15                 | 1602-0848 | ORANGE    |
| 150SX 16                    | 1602-1104 | ORANGE    |
| 150SX 17-22                 | 1602-1136 | ORANGE    |
| 150XC 10-14                 | 1602-0848 | ORANGE    |
| 150XCW 17-23                | 1602-1136 | ORANGE    |
| 200EXC 98-00                | 1602-0849 | ORANGE    |
| 200EXC 01-05                | 1602-0848 | ORANGE    |
| 200MXC 98-00                | 1602-0849 | ORANGE    |
| 200MXC 01-03                | 1602-0848 | ORANGE    |
| 200SX 98-00                 | 1602-0849 | ORANGE    |
| 200SX 01-04                 | 1602-0848 | ORANGE    |
| 200XC 06-09                 | 1602-0848 | ORANGE    |
| 200XC-W 11-16               | 1602-0848 | ORANGE    |
| 250EXC 98-00                | 1602-0849 | ORANGE    |
| 250EXC 01-03                | 1602-0848 | ORANGE    |
| 250EXC 04-05                | 1602-0849 | ORANGE    |
| 250EXC 17-20                | 1602-1137 | ORANGE    |
| 250EXC 23                   | 1602-1137 | ORANGE    |
| 250EXC TPI 18-22            | 1602-1137 | ORANGE    |
| 250EXC RACING 01-05         | 1602-0847 | ORANGE    |
| 250EXC SIX DAYS 02-03       | 1602-0848 | ORANGE    |
| 250EXC SIX DAYS 04-05       | 1602-0849 | ORANGE    |
| 250EXC SIX DAYS 17-20       | 1602-1137 | ORANGE    |
| 250EXC SIX DAYS TPI 18-20   | 1602-1137 | ORANGE    |
| 250EXC-F 17-23              | 1602-0847 | ORANGE    |
| 250EXC-F SIX DAYS 17-20     | 1602-0847 | ORANGE    |
| 250MXC 98-00                | 1602-0849 | ORANGE    |
| 250MXC 01-03                | 1602-0848 | ORANGE    |
| 250SX 98-00                 | 1602-0849 | ORANGE    |
| 250SX 01-02                 | 1602-0848 | ORANGE    |
| 250SX 03-16                 | 1602-0849 | ORANGE    |
| 250SX 05-08                 | 1602-0849 | ORANGE    |
| 250SX 17-22                 | 1602-1137 | ORANGE    |
| 250SXF 05-10                | 1602-0849 | ORANGE    |
| 250SXF 13-16                | 1602-0848 | ORANGE    |
| 250SXF 17-23                | 1602-0847 | ORANGE    |
| 250SXF 12                   | 1602-0847 | ORANGE    |
| 250SXS 01                   | 1602-0847 | ORANGE    |
| 250SXS 07                   | 1602-0849 | ORANGE    |
| 250XC/XC-W 06-16            | 1602-0849 | ORANGE    |
| 250XC 17/21-22              | 1602-1137 | ORANGE    |
| 250XCF 06-09                | 1602-0849 | ORANGE    |
| 250XCF 12                   | 1602-0847 | ORANGE    |
| 250XCF 13-16                | 1602-0848 | ORANGE    |
| 250XCF 17-23                | 1602-0847 | ORANGE    |
| 250XCF SIX DAYS 11          | 1602-0848 | ORANGE    |
| 250XCF-W 06-08              | 1602-0849 | ORANGE    |
| 250XCF-W 09                 | 1602-0848 | ORANGE    |
| 250XCWF 08                  | 1602-0849 | ORANGE    |
| 250XCF-W CE 10              | 1602-0848 | ORANGE    |
| 250XCF-W 12, 15-16          | 1602-0847 | ORANGE    |
| 250XCW 17-23                | 1602-1137 | ORANGE    |
| 300EXC/MXC 98-00            | 1602-0849 | ORANGE    |
| 300EXC/MXC 01-03            | 1602-0848 | ORANGE    |
| 300EXC/MXC 04-05            | 1602-0849 | ORANGE    |
| 300EXC 17-23                | 1602-1137 | ORANGE    |
| 300EXC TPI 18-22            | 1602-1137 | ORANGE    |
| 300EXC SIX DAYS 02-03       | 1602-0848 | ORANGE    |
| 300EXC SIX DAYS 05          | 1602-0849 | ORANGE    |
| 300SX 98-00                 | 1602-0849 | ORANGE    |
| 300SX 01-02                 | 1602-0848 | ORANGE    |
| 300XC/XC-W 06-16            | 1602-0849 | ORANGE    |
| 300XC 17-22                 | 1602-1137 | ORANGE    |
| 300XCW 17-22                | 1602-1137 | ORANGE    |
| 300XCW SIX DAYS 15          | 1602-0849 | ORANGE    |
| 300XCW SIX DAYS 17-20       | 1602-1137 | ORANGE    |
| 350EXC-F 12-23              | 1602-0847 | ORANGE    |
| 350EXC-F SIX DAYS 17-23     | 1602-0847 | ORANGE    |
| 350SXF 11-16                | 1602-0848 | ORANGE    |
| 350SXF 17-23                | 1602-0847 | ORANGE    |
| 350XCF 11-16                | 1602-0848 | ORANGE    |
| 350XCF 17-23                | 1602-0847 | ORANGE    |
| 350XCF-W 12-16              | 1602-0847 | ORANGE    |
| 380EXC/MXC/SX 98-00         | 1602-0849 | ORANGE    |

| FORGED SHIFT LEVERS (CON'T)       |           |           |
|-----------------------------------|-----------|-----------|
| MAKE/MODEL/YEAR                   | PART #    | TIP COLOR |
| <b>KTM (CON'T)</b>                |           |           |
| 380EXC/MXC/SX 01-02               | 1602-0848 | ORANGE    |
| 400EXC RACING 00-05               | 1602-0847 | ORANGE    |
| 400EXC RACING SIX DAYS 02         | 1602-0847 | ORANGE    |
| 400EXC-G 05-06                    | 1602-0847 | ORANGE    |
| 400MXC RACING 01-02               | 1602-0847 | ORANGE    |
| 400SX RACING 00-02                | 1602-0847 | ORANGE    |
| 400XC-W 07, 09-10                 | 1602-0847 | ORANGE    |
| 450EXC 05-06, 11-12               | 1602-0847 | ORANGE    |
| 450/505EXC 07-09                  | 1602-0848 | ORANGE    |
| 450EXC 07                         | 1602-0847 | ORANGE    |
| 450EXCF 17-23                     | 1602-1104 | ORANGE    |
| 450EXCF SIX DAYS 17-23            | 1602-1104 | ORANGE    |
| 450EXC-G/SX/SXS 05-06             | 1602-0847 | ORANGE    |
| 450EXCR/XCR-W 08                  | 1602-0847 | ORANGE    |
| 450EXC RACING 03                  | 1602-0847 | ORANGE    |
| 450EXC RACING SIX DAYS 04-05      | 1602-0847 | ORANGE    |
| 450EXC-G RACING 06                | 1602-0847 | ORANGE    |
| 450MXC RACING 03-05               | 1602-0847 | ORANGE    |
| 450SMR 04-06                      | 1602-0847 | ORANGE    |
| 450SMR 08-09                      | 1602-0848 | ORANGE    |
| 450SMR 12                         | 1602-0848 | ORANGE    |
| 450SX 06                          | 1602-0847 | ORANGE    |
| 450SX RACING 03-05                | 1602-0847 | ORANGE    |
| 450SXF 07-12                      | 1602-0848 | ORANGE    |
| 450SXF 13-14                      | 1602-0847 | ORANGE    |
| 450SXF 16-22                      | 1602-1104 | ORANGE    |
| 450SXF 23                         | 1602-0847 | ORANGE    |
| 450 RALLY REPLICAS 23             | 1602-1104 | ORANGE    |
| 450SXF FACTORY EDITION 12-14      | 1602-0847 | ORANGE    |
| 450SXF FACTORY EDITION 15         | 1602-1104 | ORANGE    |
| 450SXS RACING 03-04               | 1602-0847 | ORANGE    |
| 450 SUPERMOTO FACTORY REPLICAS 04 | 1602-0847 | ORANGE    |
| 450XC 07                          | 1602-0847 | ORANGE    |
| 450XCF 08-09                      | 1602-0848 | ORANGE    |
| 450XCF 13-15                      | 1602-0847 | ORANGE    |
| 450XCF 17-22                      | 1602-1104 | ORANGE    |
| 450XCF 23                         | 1602-0847 | ORANGE    |
| 450XC-G RACING 06                 | 1602-0847 | ORANGE    |
| 450XC-W 07, 09-16                 | 1602-0847 | ORANGE    |
| 450XC-W CHAMPIONS EDITION 10      | 1602-0847 | ORANGE    |
| 450XC-W SIX DAYS 10               | 1602-0847 | ORANGE    |
| 500EXC 12-16                      | 1602-0847 | ORANGE    |
| 500EXCF 17-23                     | 1602-1104 | ORANGE    |
| 500EXCF SIX DAYS 17-23            | 1602-1104 | ORANGE    |
| 500XC-W 12-16                     | 1602-0847 | ORANGE    |
| 500XCWF 21-22                     | 1602-1104 | ORANGE    |
| 505SXF 07-08                      | 1602-0848 | ORANGE    |
| 505XCF 08-09                      | 1602-0848 | ORANGE    |
| 520EXC RACING 00-02               | 1602-0847 | ORANGE    |
| 520EXC RACING SIX DAYS 02         | 1602-0847 | ORANGE    |
| 520MXC RACING 01-02               | 1602-0847 | ORANGE    |
| 520SX RACING 00-02                | 1602-0847 | ORANGE    |
| 525MXC/SX 05-06                   | 1602-0847 | ORANGE    |
| 525EXC 07                         | 1602-0847 | ORANGE    |
| 525EXC RACING 04-05               | 1602-0847 | ORANGE    |
| 525EXC-G RACING 06                | 1602-0847 | ORANGE    |
| 525MXC RACING 03-05               | 1602-0847 | ORANGE    |
| 525SMR 04-05                      | 1602-0847 | ORANGE    |
| 525SX 06                          | 1602-0847 | ORANGE    |
| 525SX RACING 03-05                | 1602-0847 | ORANGE    |
| 525SX SUPERMOTO 04                | 1602-0847 | ORANGE    |
| 525XC/XC-W 07                     | 1602-0847 | ORANGE    |
| 525XCG RACING 06                  | 1602-0847 | ORANGE    |
| 525 RACING SUPERMOTO 03           | 1602-0847 | ORANGE    |
| 530EXC-R 08                       | 1602-0847 | ORANGE    |
| 530EXC/EXC-W SIX DAYS 10-12       | 1602-0847 | ORANGE    |
| 540SX RACING 01                   | 1602-0847 | ORANGE    |
| 540SXS 00-03                      | 1602-0847 | ORANGE    |

| FORGED SHIFT LEVERS (CON'T)  |           |           |
|------------------------------|-----------|-----------|
| MAKE/MODEL/YEAR              | PART #    | TIP COLOR |
| <b>KTM (CON'T)</b>           |           |           |
| 560SMR 06                    | 1602-0847 | ORANGE    |
| <b>SHERCO</b>                |           |           |
| 250SEF 14-22                 | 1602-1432 | BLUE      |
| 550SER 14-22                 | 1602-1432 | BLUE      |
| 250SEF-F 15-21               | 1602-1433 | BLUE      |
| 250SEF-R 15-21               | 1602-1433 | BLUE      |
| 300 SE-F 14-22               | 1602-1432 | BLUE      |
| 300 SE-R 14-22               | 1602-1432 | BLUE      |
| 300 SEF-F 15-22              | 1602-1433 | BLUE      |
| 300 SEF-R 15-22              | 1602-1433 | BLUE      |
| 450 SE-F 15-22               | 1602-1433 | BLUE      |
| 450 SE-R 15-22               | 1602-1433 | BLUE      |
| 500 SE-F 19-22               | 1602-1433 | BLUE      |
| 500 SE-R 19-22               | 1602-1433 | BLUE      |
| <b>SUZUKI</b>                |           |           |
| RM80 89-01                   | 1602-0850 | GOLD      |
| RM85/L 02-22                 | 1602-0850 | GOLD      |
| RM250 01-08                  | 1602-0851 | GOLD      |
| RMX250 89-98                 | 1602-1053 | GOLD      |
| RMZ250 05-06                 | 1602-0852 | GOLD      |
| RMZ250 07-21                 | 1602-0853 | GOLD      |
| DRZ400 00-04                 | 1602-1053 | GOLD      |
| DRZ400E 00-07, 17            | 1602-1053 | GOLD      |
| DRZ400S 00-20                | 1602-1053 | GOLD      |
| DRZ400SM 05-08, 13-16, 18-21 | 1602-1053 | GOLD      |
| RMZ450 05-07                 | 1602-0854 | GOLD      |
| RMZ450 08-20                 | 1602-0855 | GOLD      |
| <b>YAMAHA</b>                |           |           |
| YZ60 81-83                   | 1602-0856 | BLUE      |
| YZ65 18-23                   | 1602-1434 | BLUE      |
| YZ80 80-01                   | 1602-0856 | BLUE      |
| YZ85 02-23                   | 1602-0856 | BLUE      |
| IT125 80-81                  | 1602-0856 | BLUE      |
| YZ125 96-03                  | 1602-1055 | BLUE      |
| YZ125 05-23                  | 1602-0857 | BLUE      |
| YZ125X 20-23                 | 1602-0857 | BLUE      |
| IT175 77-79                  | 1602-0856 | BLUE      |
| TTR125 05-23                 | 1602-1435 | BLUE      |
| TW200 01-22                  | 1602-1436 | BLUE      |
| TTR225 99-04                 | 1602-0856 | BLUE      |
| TTR230 05-23                 | 1602-0856 | BLUE      |
| IT250 77-80                  | 1602-0856 | BLUE      |
| YZ250 88-98                  | 1602-1055 | BLUE      |
| YZ250 99-04                  | 1602-1056 | BLUE      |
| YZ250 05-23                  | 1602-0857 | BLUE      |
| YZ250X 16-23                 | 1602-0857 | BLUE      |
| WR250 91-97                  | 1602-1055 | BLUE      |
| WR250F 01-06                 | 1602-0858 | BLUE      |
| WR250F 15                    | 1602-0915 | BLUE      |
| WR250F 17-19                 | 1602-1135 | BLUE      |
| WR250F 20-23                 | 1602-1303 | BLUE      |
| WR250R 08-20                 | 1602-1054 | BLUE      |
| WR250X 08-14                 | 1602-1054 | BLUE      |
| YZ250F 01-05, 08-13          | 1602-0858 | BLUE      |
| YZ250F 14-16                 | 1602-0915 | BLUE      |
| YZ250F 19-23                 | 1602-1303 | BLUE      |
| YZ250FX 20-23                | 1602-1303 | BLUE      |
| WR400F 98-00                 | 1602-0858 | BLUE      |
| YZ400F 98-99                 | 1602-0858 | BLUE      |
| IT425 80                     | 1602-0856 | BLUE      |
| WR426F 01                    | 1602-0858 | BLUE      |
| YZ426F 00-02                 | 1602-0858 | BLUE      |
| WR450F 03-06                 | 1602-0858 | BLUE      |
| WR450F 17-18                 | 1602-1135 | BLUE      |
| WR450F 19-23                 | 1602-1303 | BLUE      |
| YZ450F 03-13                 | 1602-0858 | BLUE      |
| YZ450F 14-16                 | 1602-0915 | BLUE      |
| YZ450F 17                    | 1602-1135 | BLUE      |
| YZ450F 18-23                 | 1602-1303 | BLUE      |
| YZ450FX 17-18                | 1602-1135 | BLUE      |
| YZ450FX 19-23                | 1602-1303 | BLUE      |
| TT500 79-81                  | 1602-0856 | BLUE      |

APPAREL

HELMETS &amp; GOGGLES

RIDER ARMOR

OUTERWEAR

YOUTH

LUGGAGE &amp; PACKS

BIKE BODY

BIKE CONTROLS

BIKE SUSPENSION

BIKE BRAKING

BIKE DRIVE

BIKE BEARINGS

BIKE ENGINE

BIKE ELECTRICAL

BIKE EXHAUST

BIKE WHEELS

BICYCLE

GARAGE &amp; PROMO

SIZING CHART



**STEEL FOLDING SHIFT LEVERS**

**\$48.95**

- Folding tips prevent snagging on brush or rocks
- Steel levers withstand impacts and bends without breaking
- Strong and grippy polyurethane tip cover
- Hardened splines won't slip or rotate



| STEEL FOLDING SHIFT LEVERS |                        |
|----------------------------|------------------------|
| MAKE/MODEL/YEAR            |                        |
| HONDA                      | PART #                 |
| XR50/70R, CRF50/70F 97-12  | 1602-1274              |
| XR50/70R, CRF50/70F 97-12  | 1602-1260 <sup>1</sup> |
| CRF/XR/XL 80R/100R 79-13   | 1602-1252              |
| CR80/85R 86-09             | 1602-1258              |
| CR125R 83-07               | 1602-1254              |
| CRF150/230F 03-16          | 1602-1259              |
| CRF150R 07-16              | 1602-1261              |
| XR200R 86-02               | 1602-1252              |
| CR250R 88-92               | 1602-1254              |
| CR250R 84-87, 93-07        | 1602-1255              |
| CRF250R/X 04-16            | 1602-1257              |
| XR250R 84-85               | 1602-1256              |
| XL250R 84-87               | 1602-1256              |
| CRF450X 05-16              | 1602-1254              |
| CRF450R 05-16              | 1602-1254              |
| CR500R 84-88               | 1602-1255              |
| CR500R 89-01               | 1602-1254              |
| XR/XL500/600R 83-99        | 1602-1256              |
| XR650L 93-23               | 1602-1253              |
| KAWASAKI                   |                        |
| KX60 85-03                 | 1602-1263              |
| KX80 83-85                 | 1602-1264              |
| KX80/100 86-13             | 1602-1263              |
| KX85 01-13                 | 1602-1263              |
| KLX110 02-04               | 1602-1271              |
| KLX110 05-09               | 1602-1266              |
| KX125 80-91                | 1602-1264              |
| KX125/250/500 92-93        | 1602-1263              |
| KX125 94-02                | 1602-1265              |
| KDX175/200 81-94           | 1602-1264              |

| STEEL FOLDING SHIFT LEVERS (CON'T)  |           |
|-------------------------------------|-----------|
| MAKE/MODEL/YEAR                     |           |
| KAWASAKI (CON'T)                    | PART #    |
| KDX200/220 95-06                    | 1602-1263 |
| KX250/500 82-91                     | 1602-1264 |
| KX250/500 94-07                     | 1602-1265 |
| KLX400 03-04                        | 1602-1272 |
| KLR650 87-17                        | 1602-1267 |
| KLR650 87-17 EXTENDED LENGTH 1"     | 1602-1262 |
| KTM                                 |           |
| 125/200 SX/EXC/MXC/XC 98-13         | 1602-1268 |
| 144/150SX/XC 07-13                  | 1602-1268 |
| 250/300/360/380 SX/EXC/MXC/XC 94-13 | 1602-1268 |
| 250SX/XC-F 05-13                    | 1602-1268 |
| 350SX/XC 11-13                      | 1602-1268 |
| 450SX 07-12                         | 1602-1268 |
| 505SX/XC 07-09                      | 1602-1268 |
| SUZUKI                              |           |
| RM60 03-04                          | 1602-1263 |
| DRZ110 03-05                        | 1602-1266 |
| RM125 89-97                         | 1602-1270 |
| RM250 89-93                         | 1602-1270 |
| RM250 94-08                         | 1602-1273 |
| RMX250 89-94                        | 1602-1272 |
| RMX250 95-98                        | 1602-1273 |
| DR-Z400 00-07                       | 1602-1272 |
| DR650 94-17                         | 1602-1269 |
| YAMAHA                              |           |
| YZ80 81-95                          | 1602-1283 |
| YZ80/85 81-16                       | 1602-1275 |
| TTR90 00-07                         | 1602-1277 |

| STEEL FOLDING SHIFT LEVERS (CON'T) |                        |
|------------------------------------|------------------------|
| MAKE/MODEL/YEAR                    |                        |
| YAMAHA (CON'T)                     | PART #                 |
| TTR90 00-07                        | 1602-1278 <sup>1</sup> |
| YZ100 82                           | 1602-1274              |
| TTR110 08-17                       | 1602-1277              |
| YZ125 80-85                        | 1602-1274              |
| IT175/200 80-85                    | 1602-1274              |
| YZ125 96-04                        | 1602-1275              |
| YZ125 05-23                        | 1602-1276              |
| YZ125X 20-23                       | 1602-1276              |
| TTR125/L 00-04                     | 1602-1284 <sup>2</sup> |
| TW200 86-16                        | 1602-1281              |
| TW200 + 1" 01-23                   | 1602-1498              |
| IT250/425 THRU 80                  | 1602-1243              |
| IT250/490 81-86                    | 1602-1282              |
| YZ250 80-81,87                     | 1602-1282              |
| YZ/WR250 88-95                     | 1602-1283              |
| YZ250 88-98                        | 1602-1275              |
| YZ250 99-04                        | 1602-1279              |
| YZ250 05-23                        | 1602-1276              |
| YZ250X 16-23                       | 1602-1276              |
| WR250F/400F98-99/426F 01-02        | 1602-1275              |
| WR250F 03-16                       | 1602-1280              |
| WR450F 03-15                       | 1602-1280              |
| YZ250F/400F/426F/450F 98-05        | 1602-1275              |
| YZ250F/450F 06-13                  | 1602-1280              |
| XT350 85-00                        | 1602-1243              |
| YZ400/490/500 80-93                | 1602-1282              |
| XT/TT500/550 THRU 83               | 1602-1243              |

1 - ONE INCH LONGER THAN STOCK  
2 - FOR USE WITHOUT LINKAGE



RICKY RUSSELL

## ALUMINUM SHIFT LEVERS

\$39.95

- Manufactured from high grade aluminum
- Lower cost, yet higher quality than stock replacements
- Folding shift tip with knurled tip for accurate shifts
- Tip and lever assembled with bolt instead of rivets
- Replaceable pivot hardware allows for extended shift lever life
- Replacement pin available 1602-0392 - retail \$3.95



| ALUMINUM SHIFT LEVERS            |           |
|----------------------------------|-----------|
| MAKE/MODEL/YEAR                  | PART #    |
| <b>HONDA</b>                     |           |
| CR/XR/2 50/70 ALL                | 1602-0251 |
| CR80/85 96-09                    | 1602-0252 |
| CR125 93-07                      | 1602-0250 |
| CR250 04-07                      | 1602-0266 |
| CRF250R/X 04-09                  | 1602-0253 |
| CRF450R 05-08                    | 1602-0253 |
| CRF450X 05-09                    | 1602-0253 |
| CRF450 09-17                     | 1602-0271 |
| <b>KAWASAKI</b>                  |           |
| KX60 85-03                       | 1602-0257 |
| KX65 00-20                       | 1602-0256 |
| KX80/85/100 86-13                | 1602-0257 |
| KLX110 10-18                     | 1602-0258 |
| KX125 94-02                      | 1602-0256 |
| KX125/250 92-93                  | 1602-0257 |
| KX250 94-07                      | 1602-0256 |
| KLX450 06-08                     | 1602-0265 |
| KX450F 06-08                     | 1602-0265 |
| KX450F 09-15                     | 1602-0272 |
| KX500 89-91                      | 1602-0256 |
| KX500 92-93                      | 1602-0257 |
| KX500 94-04                      | 1602-0256 |
| <b>KTM</b>                       |           |
| 125SX 98-00                      | 1602-0268 |
| 125/144/150/200 ALL MODELS 01-12 | 1602-0254 |

| ALUMINUM SHIFT LEVERS (CON'T)   |           |
|---------------------------------|-----------|
| MAKE/MODEL/YEAR                 | PART #    |
| <b>KTM (CON'T)</b>              |           |
| 200EXC/MXC 87-00                | 1602-0268 |
| 250EXC/MXC 01-03                | 1602-0254 |
| 250EXC/MXC 04-05                | 1602-0268 |
| 250SX 96-00                     | 1602-0268 |
| 250SX 01-02                     | 1602-0254 |
| 250SX 03-12                     | 1602-0268 |
| 250SXF/XC/XCF 05-09             | 1602-0268 |
| 250SXF 12                       | 1602-0255 |
| 250XC-F 12                      | 1602-0255 |
| 250EXC-R/G 02-05                | 1602-0255 |
| 250XC-W 12                      | 1602-0268 |
| 300SX 94                        | 1602-0268 |
| 300EGS/LWXC/MXC 94-00/04-05     | 1602-0268 |
| 300XC/XC-W 06-12                | 1602-0268 |
| 300/380SX/EXC/MXC 01-03         | 1602-0254 |
| 350/450/505SXF 07-09/ XCF 08-12 | 1602-0254 |
| 350XC-F 12                      | 1602-0255 |
| 360/380 ALL MODELS 96-00        | 1602-0268 |
| 400 ALL MODELS 00-09            | 1602-0255 |
| 450EXC/MXC 03-12                | 1602-0255 |
| 450SMR/SMS 04-08                | 1602-0255 |
| 450SX 03-06                     | 1602-0255 |
| 450XC/XC-W/XCR-W 04-12          | 1602-0255 |
| 450/500XCF 08-12                | 1602-0254 |
| 500EXC 12                       | 1602-0255 |

| ALUMINUM SHIFT LEVERS (CON'T) |           |
|-------------------------------|-----------|
| MAKE/MODEL/YEAR               | PART #    |
| <b>KTM (CON'T)</b>            |           |
| 520/525/530/540/560           | 1602-0255 |
| <b>SUZUKI</b>                 |           |
| RM65 03-05                    | 1602-0256 |
| RM80/85 89-20                 | 1602-0260 |
| RM100 03                      | 1602-0257 |
| DRZ110 05                     | 1602-0258 |
| RM250/RMZ250 94-08            | 1602-0259 |
| RMZ250 08-20                  | 1602-0270 |
| <b>YAMAHA</b>                 |           |
| YZ80/85 93-20                 | 1602-0261 |
| YZ125/250 05-20               | 1602-0263 |
| WR250F 01-06                  | 1602-0262 |
| WR250F 07-13                  | 1602-0267 |
| YZ250 96-98                   | 1602-0261 |
| YZ250F 01-05                  | 1602-0262 |
| YZ250F 06-07                  | 1602-0267 |
| YZ250F 08-13                  | 1602-0262 |
| YZF/WR 400-426 ALL            | 1602-0262 |
| WR450F 03-06                  | 1602-0262 |
| YZ450F 03-05                  | 1602-0262 |

REPLACEMENT PIN AVAILABLE 1602-0392



## KICKSTARTERS

\$139.95

- Forged from 6061 aircraft grade aluminum
- Zinc coated, corrosion resistant, hardened CNC mounting bracket
- Hard anodized finish to prevent UV fading
- Exact OEM size and length
- Meets or exceeds OEM quality

| KICKSTARTERS     |           |
|------------------|-----------|
| MAKE/MODEL/YEAR  | PART #    |
| <b>HONDA</b>     |           |
| CRF250R 12-17    | 1112-0043 |
| CRF450R 12-16    | 1112-0044 |
| <b>HUSQVARNA</b> |           |
| TC85 14-17       | 1112-0051 |
| TC/TE125 14-15   | 1112-0052 |
| TE125 16         | 1112-0052 |
| TE250 12-16      | 1112-0053 |
| TC250 14-16      | 1112-0053 |
| TE300 12-16      | 1112-0053 |
| <b>KAWASAKI</b>  |           |
| KX85 99-23       | 1112-0111 |
| KX100 99-21      | 1112-0111 |
| KX112 22-23      | 1112-0111 |
| KX250F 13-16     | 1112-0047 |
| KX450F 07-15     | 1112-0048 |

| KICKSTARTERS (CON'T)    |           |
|-------------------------|-----------|
| MAKE/MODEL/YEAR         | PART #    |
| <b>KAWASAKI</b>         |           |
| KX450F 16-18            | 1112-0112 |
| <b>KTM</b>              |           |
| 85SX 03-17              | 1112-0051 |
| 85XC 08-09              | 1112-0051 |
| 105SX 04-11             | 1112-0051 |
| 105XC 08-09             | 1112-0051 |
| 125SX 16-22             | 1112-0113 |
| 125XCW 17-22            | 1112-0113 |
| 150EXC 23               | 1112-0113 |
| 150SX 16-22             | 1112-0113 |
| 150XCW 17-23            | 1112-0113 |
| 250EXC 17-20            | 1112-0113 |
| 250EXC SIX DAYS 17-20   | 1112-0113 |
| 250SX 11-16             | 1112-0053 |
| 250SX-F 11              | 1112-0053 |
| 250XC 11-16             | 1112-0053 |
| 250XC 17-20             | 1112-0113 |
| 250XC-F 11              | 1112-0053 |
| 250XC-W 11-16           | 1112-0053 |
| 250XCF-W 12-16          | 1112-0053 |
| 300EXC 17-20            | 1112-0113 |
| 300EXC SIX DAYS 17-20   | 1112-0113 |
| 300XC 11-16             | 1112-0053 |
| 300XC 17-20             | 1112-0113 |
| 300XC-F 11-15           | 1112-0053 |
| 300XC-W 11-16           | 1112-0053 |
| 350EXC-F 14-16          | 1112-0053 |
| 350EXCF-W 12-13         | 1112-0053 |
| 350XC-F 11-12           | 1112-0053 |
| 350XCF-W 12-16          | 1112-0053 |
| 350XCF-W 14-15 SIX DAYS | 1112-0053 |
| 450XC-W 12-16           | 1112-0053 |
| 500EXC/XC-W 12-16       | 1112-0053 |
| <b>SUZUKI</b>           |           |
| RMZ250 11-15            | 1112-0049 |

| KICKSTARTERS (CON'T)  |           |
|-----------------------|-----------|
| MAKE/MODEL/YEAR       | PART #    |
| <b>SUZUKI (CON'T)</b> |           |
| RMZ450 08-14          | 1112-0050 |
| RMX450Z 2010, 2017-19 | 1112-0050 |
| <b>YAMAHA</b>         |           |
| YZ125 86-23           | 1112-0114 |
| YZ125X 20-23          | 1112-0114 |
| YZ250 02-23           | 1112-0115 |
| YZ250X 16-23          | 1112-0115 |



APPAREL

HELMETS & GOGGLES

RIDER ARMOR

OUTERWEAR

YOUTH

LUGGAGE & PACKS

BIKE BODY

BIKE CONTROLS

BIKE SUSPENSION

BIKE BRAKING

BIKE DRIVE

BIKE BEARINGS

BIKE ENGINE

BIKE ELECTRICAL

BIKE EXHAUST

BIKE WHEELS

BICYCLE

GARAGE & PROMO

SIZING CHART



# *Kawasaki* KX450 **BIKE BUILD**







FRONT & REAR INNER TUBES | FRONT & REAR RIM LOCKS | FRONT & REAR COMPLETE WHEELS  
 CHAIN GUIDE | DUAL SPROCKET | 520 FB CHAIN | SHARK FIN DISC GUARD | RFX ROTOR | BOLT KIT  
 WIRELESS HOUR METER | GAS CAP | MAGNETIC DRAIN PLUG | OIL CAP | CLUTCH COVER | IGNITION COVER  
 PRE-OILED AIR FILTER | OIL FILTER COVER | RADIATOR CAP | RADIATOR HOSE CLAMP KIT | RADIATOR HOSE KIT  
 POWERFLOW BODY KIT | STEERING STEM NUT | SHIFT LEVER | BRAKE PEDAL | HYBRID FOOTPEGS  
 CLUTCH LEVER | BRAKE LEVER | TRIPLE CLAMP | HANDLEBAR MOUNT | RISER KIT | LOCK-ON GRIPS  
 FLEX HANDLEBAR | RIBBED SEAT COVER | BLING PACK | CLUTCH COVER | PRO SKID PLATE

|                   |
|-------------------|
| APPAREL           |
| HELMETS & GOGGLES |
| RIDER ARMOR       |
| OUTERWEAR         |
| YOUTH             |
| LUGGAGE & PACKS   |
| BIKE BODY         |
| BIKE CONTROLS     |
| BIKE SUSPENSION   |
| BIKE BRAKING      |
| BIKE DRIVE        |
| BIKE BEARINGS     |
| BIKE ENGINE       |
| BIKE ELECTRICAL   |
| BIKE EXHAUST      |
| BIKE WHEELS       |
| BICYCLE           |
| GARAGE & PROMO    |
| SIZING CHART      |

**FORK OIL & WIPER SEAL KITS**

**FORK OIL KITS - \$18.95 - \$27.95**  
**WIPER SEAL KITS - \$24.95 - \$28.95**

- NOK replacement front fork oil seals and dust seal sets as used by all Japanese suspension manufactures
- All NOK parts are made in Japan to meet manufacturer's specifications
- All Oil and Dust seals are sold as sets



**FORK OIL & WIPER SEAL KITS**

| MAKE/MODEL/YEAR        | OEM FORK  | OIL SEAL PART # | WIPER SEAL PART # |
|------------------------|-----------|-----------------|-------------------|
| <b>BETA</b>            |           |                 |                   |
| RR 2T 250 12           | MARZOCCHI | 0407-0724       | 0407-0732         |
| RR 2T 125 18           | SACHS     | 0407-0728       | 0407-0733         |
| RR 2T 125 19-22        | ZF        | 0407-0728       | 0407-0733         |
| RR 2T 125 RC 20-22     | KYB       | 0407-0727       | 0407-0732         |
| RR 2T 200 19-22        | ZF        | 0407-0728       | 0407-0733         |
| RR 2T 200 RC 21-22     | KYB       | 0407-0727       | 0407-0732         |
| RR 2T 250 13-18        | SACHS     | 0407-0728       | 0407-0733         |
| RR 2T 250 19-22        | ZF        | 0407-0728       | 0407-0733         |
| RR 2T 250 RC 17-18     | SACHS     | 0407-0728       | 0407-0733         |
| RR 2T 250 RC 19        | ZF        | 0407-0728       | 0407-0733         |
| RR 2T 250 RC 20-22     | KYB       | 0407-0727       | 0407-0732         |
| RR 2T 300 11-12        | MARZOCCHI | 0407-0727       | 0407-0732         |
| RR 2T 300 13-18        | SACHS     | 0407-0728       | 0407-0733         |
| RR 2T 300 19-22        | ZF        | 0407-0728       | 0407-0733         |
| RR 2T 300 RC 17-18     | SACHS     | 0407-0728       | 0407-0733         |
| RR 2T 300 RC 19        | ZF        | 0407-0728       | 0407-0733         |
| RR 2T 300 RC 20-22     | KYB       | 0407-0727       | 0407-0732         |
| RR 4T 350 13-18        | SACHS     | 0407-0728       | 0407-0733         |
| RR 4T 350 19-22        | ZF        | 0407-0728       | 0407-0733         |
| RR 4T 350 RC 17-18     | SACHS     | 0407-0728       | 0407-0733         |
| RR 4T 350 RC 19        | ZF        | 0407-0728       | 0407-0733         |
| RR 4T 350 RC 20-22     | KYB       | 0407-0727       | 0407-0732         |
| RR 4T 390 17-19        | SACHS     | 0407-0728       | 0407-0733         |
| RR 4T 390 20-22        | ZF        | 0407-0728       | 0407-0733         |
| RR 4T 390 RC 17-18     | SACHS     | 0407-0728       | 0407-0733         |
| RR 4T 390 RC 19        | ZF        | 0407-0728       | 0407-0733         |
| RR 4T 390 RC 20-22     | KYB       | 0407-0727       | 0407-0732         |
| RR 4T 400 11-12        | MARZOCCHI | 0407-0727       | 0407-0732         |
| RR 4T 400 13-14        | SACHS     | 0407-0728       | 0407-0733         |
| RR 4T 430 17-18        | SACHS     | 0407-0728       | 0407-0733         |
| RR 4T 430 19-22        | ZF        | 0407-0728       | 0407-0733         |
| RR 4T 430 RC 17-18     | SACHS     | 0407-0728       | 0407-0733         |
| RR 4T 430 RC 19        | ZF        | 0407-0728       | 0407-0733         |
| RR 4T 430 RC 20-22     | KYB       | 0407-0727       | 0407-0732         |
| RR 4T 450 13-15        | SACHS     | 0407-0728       | 0407-0733         |
| RR 4T 480 17-18        | SACHS     | 0407-0728       | 0407-0733         |
| RR 4T 480 19-22        | ZF        | 0407-0728       | 0407-0733         |
| RR 4T 480 RC 17-18     | SACHS     | 0407-0728       | 0407-0733         |
| RR 4T 480 RC 19        | ZF        | 0407-0728       | 0407-0733         |
| RR 4T 490 RC 20-22     | KYB       | 0407-0727       | 0407-0732         |
| RR 4T 498 12           | MARZOCCHI | 0407-0727       | 0407-0732         |
| RR 4T 498 13-14        | SACHS     | 0407-0728       | 0407-0733         |
| <b>GAS GAS</b>         |           |                 |                   |
| EC125 20               | ZF        | 0407-0728       | 0407-0733         |
| EC200 E RACING 15      | MARZOCCHI | 0407-0727       | 0407-0732         |
| EC200 RACING 12-15     | MARZOCCHI | 0407-0727       | 0407-0732         |
| EC250 11-20            | MARZOCCHI | 0407-0727       | 0407-0732         |
| EC250 21-22            | WP        | 0407-0728       | 0407-0733         |
| EC250 RACING 11-22     | MARZOCCHI | 0407-0727       | 0407-0732         |
| EC250 SIX DAYS 11 / 19 | MARZOCCHI | 0407-0727       | 0407-0732         |
| EC250F 13-20           | MARZOCCHI | 0407-0727       | 0407-0732         |
| EC250F 21-22           | WP        | 0407-0728       | 0407-0733         |
| EC300 11-14            | MARZOCCHI | 0407-0727       | 0407-0732         |
| EC300 RACING 13-15     | MARZOCCHI | 0407-0727       | 0407-0732         |
| EC300F 13-15           | MARZOCCHI | 0407-0727       | 0407-0732         |
| EC300I 21-22           | WP        | 0407-0728       | 0407-0733         |
| EC350F 21-22           | WP        | 0407-0728       | 0407-0733         |
| EC450F 13-15           | MARZOCCHI | 0407-0727       | 0407-0732         |
| MC125 21-22            | WP        | 0407-0728       | 0407-0733         |

**FORK OIL & WIPER SEAL KITS (CON'T)**

| MAKE/MODEL/YEAR        | OEM FORK | OIL SEAL PART # | WIPER SEAL PART # |
|------------------------|----------|-----------------|-------------------|
| <b>GAS GAS (CON'T)</b> |          |                 |                   |
| MC250F 21-22           | WP       | 0407-0728       | 0407-0733         |
| MC350F 22              | WP       | 0407-0728       | 0407-0733         |
| MC450F 21-22           | WP       | 0407-0728       | 0407-0733         |
| <b>HONDA</b>           |          |                 |                   |
| CR85 96-07             | SHOWA    | 0407-0724       | -                 |
| CR125R 88-89           | SHOWA    | 0407-0725       | 0407-0730         |
| CR250R 83-88           | SHOWA    | 0407-0725       | 0407-0730         |
| CR250R 83-88           | SHOWA    | 0407-0725       | 0407-0730         |
| CR250R 97-07           | SHOWA    | 0407-0726       | 0407-0731         |
| CR500R 83-88           | SHOWA    | 0407-0725       | 0407-0730         |
| CRF150R SW 07-08       | SHOWA    | 0407-0724       | -                 |
| CRF150R BW 07-22       | SHOWA    | 0407-0724       | -                 |
| CRF250R 04-09          | SHOWA    | 0407-0726       | 0407-0731         |
| CRF250R 10-14          | SHOWA    | 0407-0727       | 0407-0732         |
| CRF250R 15-22          | SHOWA    | 0407-0729       | 0407-0734         |
| CRF250RX 19-22         | SHOWA    | 0407-0729       | 0407-0734         |
| CRF250X 04-17          | SHOWA    | 0407-0726       | 0407-0731         |
| CRF450I 19-21          | SHOWA    | 0407-0729       | 0407-0734         |
| CRF450R 02-08          | SHOWA    | 0407-0726       | 0407-0731         |
| CRF450R 10-16          | SHOWA    | 0407-0727       | 0407-0732         |
| CRF450R 17-22          | SHOWA    | 0407-0729       | 0407-0734         |
| CRF450RX 17-22         | SHOWA    | 0407-0729       | 0407-0734         |
| CRF450WE 19-22         | SHOWA    | 0407-0729       | 0407-0734         |
| CRF450X 05-17          | SHOWA    | 0407-0726       | 0407-0731         |
| CRF450X 18-20          | SHOWA    | 0407-0729       | 0407-0734         |
| <b>HUSABERG</b>        |          |                 |                   |
| FE350 11-13            | WP       | 0407-0728       | 0407-0733         |
| FE450 11-13            | WP       | 0407-0728       | 0407-0733         |
| FE501 13               | WP       | 0407-0728       | 0407-0733         |
| FE570 11-12            | WP       | 0407-0728       | 0407-0733         |
| TE125 12-13            | WP       | 0407-0728       | 0407-0733         |
| TE250 12-13            | WP       | 0407-0728       | 0407-0733         |
| TE300 11-13            | WP       | 0407-0728       | 0407-0733         |
| <b>HUSQVARNA</b>       |          |                 |                   |
| TC125 14-22            | WP       | 0407-0728       | 0407-0733         |
| FC250 14-22            | WP       | 0407-0728       | 0407-0733         |
| FC350 14-22            | WP       | 0407-0728       | 0407-0733         |
| FC450 14-22            | WP       | 0407-0728       | 0407-0733         |
| FC450 20-22            | WP       | 0407-0728       | 0407-0733         |
| FE450 14-22            | WP       | 0407-0728       | 0407-0733         |
| FE250 14-22            | WP       | 0407-0728       | 0407-0733         |
| FE250 15-22            | WP       | 0407-0728       | 0407-0733         |
| FE350 14-22            | WP       | 0407-0728       | 0407-0733         |
| FE501 14-22            | WP       | 0407-0728       | 0407-0733         |
| FS450 17-22            | WP       | 0407-0728       | 0407-0733         |
| FX350 17-22            | WP       | 0407-0728       | 0407-0733         |
| FX450 17-22            | WP       | 0407-0728       | 0407-0733         |
| TC250 14-22            | WP       | 0407-0728       | 0407-0733         |
| TE125 14-16            | WP       | 0407-0728       | 0407-0733         |
| TE150 15-17            | WP       | 0407-0728       | 0407-0733         |
| TE150I 20-22           | WP       | 0407-0728       | 0407-0733         |
| TE250 14-17            | WP       | 0407-0728       | 0407-0733         |
| TE250I 18-22           | WP       | 0407-0728       | 0407-0733         |
| TE300 14-17            | WP       | 0407-0728       | 0407-0733         |
| TE300I 18-22           | WP       | 0407-0728       | 0407-0733         |
| TX125 17-22            | WP       | 0407-0728       | 0407-0733         |
| TX150I 20-22           | WP       | 0407-0728       | 0407-0733         |
| TX300 17-19            | WP       | 0407-0728       | 0407-0733         |
| TX300I 20-22           | WP       | 0407-0728       | 0407-0733         |
| <b>KAWASAKI</b>        |          |                 |                   |
| KX125 02-08            | KYB      | 0407-0727       | 0407-0732         |
| KX250 02-08            | KYB      | 0407-0727       | 0407-0732         |
| KX250F 06-12           | SHOWA    | 0407-0726       | 0407-0731         |
| KX250F 13-22           | KYB      | 0407-0727       | 0407-0732         |
| KX450F 06-14           | KYB      | 0407-0727       | 0407-0732         |
| KX450F 15-22           | SHOWA    | 0407-0729       | 0407-0734         |
| KX450XC 21-22          | SHOWA    | 0407-0729       | 0407-0734         |
| <b>KTM</b>             |          |                 |                   |
| 125SX 02-22            | WP       | 0407-0728       | 0407-0733         |
| 125EXC 03-22           | WP       | 0407-0728       | 0407-0733         |
| 125EXC SIX DAYS 09-17  | WP       | 0407-0728       | 0407-0733         |
| 125XC-W 14-22          | WP       | 0407-0728       | 0407-0733         |
| 144SX 08               | WP       | 0407-0728       | 0407-0733         |
| 150EXC TPI 20-22       | WP       | 0407-0728       | 0407-0733         |
| 150SX 09-22            | WP       | 0407-0728       | 0407-0733         |





**PREMIUM FORK & DUST SEAL KITS \$49<sup>95</sup>**

- Bushings Dyno-tested to 500,000 strokes with less wear than OEM bushings
- Kit includes two slider bushings and two leg bushings
- Kit includes all copper washers and O-rings
- Kit includes two fork seal snap rings



| FORK & DUST SEAL KITS    |           |
|--------------------------|-----------|
| MAKE/MODEL/YEAR          | PART #    |
| <b>GAS GAS</b>           |           |
| XC250 18 - 20            | 0407-0660 |
| EC300 15-20              | 0407-0660 |
| XC300 18-20              | 0407-0660 |
| MC 125 21-23             | 0407-0661 |
| EX 250 F 21-23           | 0407-0661 |
| MC 250 F 21-23           | 0407-0661 |
| EX 300 21-23             | 0407-0661 |
| EC 300 21-23             | 0407-0661 |
| EX 350 F 21-23           | 0407-0661 |
| EX 450 F 21-23           | 0407-0661 |
| MC 450 F 21-23           | 0407-0661 |
| <b>HONDA</b>             |           |
| CR125R 94-96             | 0407-0657 |
| CR125R 97-07             | 0407-0658 |
| CR250R 95                | 0407-0657 |
| CR250R 96                | 0407-0658 |
| CR250R 02-07             | 0407-0659 |
| CRF250L ABS 17-18        | 0407-0662 |
| CRF250LR RALLY 17-18     | 0407-0662 |
| CRF250LR RALLY ABS 17-18 | 0407-0662 |
| CRF250R 04-09            | 0407-0659 |
| CRF250R 18-23            | 0407-0662 |
| CRF250X 04-17            | 0407-0659 |
| CRF250X 18-23            | 0407-0662 |
| CRF250RX 18-23           | 0407-0662 |
| XR250R 86-01             | 0407-0656 |
| CRF450R 02-08            | 0407-0659 |
| CRF450R 09-16            | 0407-0660 |
| CRF450R 17-23            | 0407-0662 |
| CRF450RX 17-23           | 0407-0662 |
| CRF450X 18-23            | 0407-0662 |
| CRF450RWE 18-23          | 0407-0662 |
| CRF450X 05-17            | 0407-0659 |
| CR500R 95                | 0407-0657 |
| CR500R 96-02             | 0407-0658 |
| XR650R 00-07             | 0407-0658 |
| <b>HUSQVARNA</b>         |           |
| TC 125 14-17             | 0407-0661 |
| TC 125 18 - 23           | 0407-0661 |
| TE 125 15-16             | 0407-0661 |
| WR125 10-13              | 0407-0660 |
| TE150 17-23              | 0407-0661 |
| FC 250 14-16             | 0407-0661 |
| FC 250 17-23             | 0407-0661 |
| FE 250 14-16             | 0407-0661 |
| FE250 17-23              | 0407-0661 |
| TC250 10-13              | 0407-0660 |
| TC250 14-16              | 0407-0661 |
| TC250 17-23              | 0407-0661 |
| TE250 10-13              | 0407-0660 |
| TE250 14-16              | 0407-0661 |
| TE250 17-23              | 0407-0661 |
| TE250 EFI 18 - 23        | 0407-0661 |
| TXC250 10-13             | 0407-0660 |
| WR250 10-13              | 0407-0660 |
| TE 300 14-16             | 0407-0661 |
| TE300 17-23              | 0407-0661 |
| TE300 TPI 21-23          | 0407-0661 |
| TX300 17-23              | 0407-0661 |
| WR300 10-13              | 0407-0660 |

| FORK & DUST SEAL KITS (CON'T) |           |
|-------------------------------|-----------|
| MAKE/MODEL/YEAR               | PART #    |
| <b>HUSQVARNA (CON'T)</b>      |           |
| TE310 10-13                   | 0407-0660 |
| FC 350 14-16                  | 0407-0661 |
| FC350 17-23                   | 0407-0661 |
| FE 350 14-16                  | 0407-0661 |
| FE 350 17-23                  | 0407-0661 |
| FE 350S 15-16                 | 0407-0661 |
| FX 350 17-19                  | 0407-0661 |
| FC 450 14-16                  | 0407-0661 |
| FC450 17-23                   | 0407-0661 |
| FC450 ROCKSTAR EDITION 18-23  | 0407-0661 |
| FE 450 14                     | 0407-0661 |
| FE 450 16-23                  | 0407-0661 |
| FS 450 18-23                  | 0407-0661 |
| FX 450 18-23                  | 0407-0661 |
| SM450 10                      | 0407-0660 |
| TC450 10-13                   | 0407-0660 |
| TXC450 10-13                  | 0407-0660 |
| FE 501 14-15                  | 0407-0661 |
| FE 501 16-23                  | 0407-0661 |
| FE 501S 15-16                 | 0407-0661 |
| SM510 10                      | 0407-0660 |
| TE510 10                      | 0407-0660 |
| TE/TXC 511 12-13              | 0407-0660 |
| SMS630 10-11                  | 0407-0660 |
| TE630 10-11                   | 0407-0660 |
| 701 ENDURO 18                 | 0407-0661 |
| 701 SUPERMOTO 18              | 0407-0661 |
| <b>KAWASAKI</b>               |           |
| KX80 90-01                    | 0407-0655 |
| KX85 02-23                    | 0407-0655 |
| KX85 BIG WHEEL 01-18          | 0407-0655 |
| KX100 95-02                   | 0407-0655 |
| KX125 90                      | 0407-0656 |
| KX125 91-04                   | 0407-0657 |
| KX125 95-01                   | 0407-0658 |
| KX125 02-08                   | 0407-0660 |
| KX250 91-94                   | 0407-0657 |
| KX250 95-01                   | 0407-0658 |
| KX250 02-08                   | 0407-0660 |
| KX250F 04-05                  | 0407-0660 |
| KX250F 05-12                  | 0407-0659 |
| KX250F 19-23                  | 0407-0660 |
| KLX300(R) 97-02               | 0407-0657 |
| KX450F 06-14                  | 0407-0660 |
| KX450F 16-23                  | 0407-0662 |
| <b>KTM</b>                    |           |
| SX 125 05-16                  | 0407-0661 |
| SX 125 17-23                  | 0407-0661 |
| SX 144 07-08                  | 0407-0661 |
| SX 150 09-16                  | 0407-0661 |
| SX 150 17-23                  | 0407-0661 |
| XC 150 10-14                  | 0407-0661 |
| EXC 200 05                    | 0407-0661 |
| XC 200 06-09                  | 0407-0661 |
| XC-W 200 06-15                | 0407-0661 |
| XC-W 200 16                   | 0407-0661 |
| FREERIDE 250 R 15-17          | 0407-0661 |
| SX 250 03-16                  | 0407-0661 |
| SX 250 17-23                  | 0407-0661 |
| SX-F 250 05-16                | 0407-0661 |

| FORK & DUST SEAL KITS (CON'T)  |           |
|--------------------------------|-----------|
| MAKE/MODEL/YEAR                | PART #    |
| <b>KTM (CON'T)</b>             |           |
| SX-F 250 17-23                 | 0407-0661 |
| 250SX-F FACTORY EDITION 15-23  | 0407-0661 |
| XC 250 06-16                   | 0407-0661 |
| XC 250 17-23                   | 0407-0661 |
| XC-F 250 07-09                 | 0407-0661 |
| XC-F 250 11-16                 | 0407-0661 |
| XC-F 250 17-23                 | 0407-0661 |
| XC-FW 250 06-15                | 0407-0661 |
| XC-FW 250 16                   | 0407-0661 |
| XC-W 250 06-15                 | 0407-0661 |
| XC-W 250 16-23                 | 0407-0661 |
| XC-W 250 TPI 18 - 23           | 0407-0661 |
| XC 300 06-16                   | 0407-0661 |
| XC 300 17-23                   | 0407-0661 |
| XC-W 300 05-15                 | 0407-0661 |
| XC-W 300 16-23                 | 0407-0661 |
| XC-W 300 SIX DAYS 15           | 0407-0661 |
| XC-W 300 SIX DAYS 16-18        | 0407-0661 |
| XC-W 300 TPI 19-23             | 0407-0661 |
| EXC-F 350 12-15                | 0407-0661 |
| EXC-F 350 16-23                | 0407-0661 |
| SX-F 350 11-16                 | 0407-0661 |
| SX-F 350 17-23                 | 0407-0661 |
| XC-F 350 11-16                 | 0407-0661 |
| XC-F 350 17-23                 | 0407-0661 |
| XC-FW 350 12-15                | 0407-0661 |
| XC-FW 350 16                   | 0407-0661 |
| XC-FW 350 SIX DAYS 15          | 0407-0661 |
| XC-FW 350 SIX DAYS 16          | 0407-0661 |
| XC-W 400 07-10                 | 0407-0661 |
| EXC 450 07-11                  | 0407-0661 |
| EXC 450 14                     | 0407-0661 |
| EXC-F 450 SIX DAYS 17-23       | 0407-0661 |
| EXC-R 450 08                   | 0407-0661 |
| SMR 450 05-07                  | 0407-0661 |
| SMR 450 14                     | 0407-0661 |
| SX 450 05-06                   | 0407-0661 |
| SX-F 450 07-16                 | 0407-0661 |
| SX-F 450 17-21                 | 0407-0661 |
| 450 SX-F FACTORY EDITION 15    | 0407-0661 |
| 450 SX-F FACTORY EDITION 16-21 | 0407-0661 |
| XC 450 06-07                   | 0407-0661 |
| XC-F 450 08-09                 | 0407-0661 |
| XC-F 450 13-16                 | 0407-0661 |
| XC-F 450 17-22                 | 0407-0661 |
| XC-R-W 450 08                  | 0407-0661 |
| XC-W 450 07-15                 | 0407-0661 |
| XC-W 450 16                    | 0407-0661 |
| EXC 500 12-15                  | 0407-0661 |
| EXC 500 16                     | 0407-0661 |
| EXC 500 SIX DAYS 16            | 0407-0661 |
| EXC-F 500 17-22                | 0407-0661 |
| XC-W 500 12-15                 | 0407-0661 |
| XC-W 500 16                    | 0407-0661 |
| SX-F 505 08                    | 0407-0661 |
| XC-F 505 08-09                 | 0407-0661 |
| EXC 525 03-07                  | 0407-0661 |
| MXC-G 525 05                   | 0407-0661 |
| SMR 525 05                     | 0407-0661 |
| SX 525 05-06                   | 0407-0661 |
| XC 525 06-07                   | 0407-0661 |
| XC-W 525 07                    | 0407-0661 |
| EXC 530 09-11                  | 0407-0661 |
| EXC-R 530 08-09                | 0407-0661 |
| XC-R-W 530 08                  | 0407-0661 |
| XC-W 530 05-11                 | 0407-0661 |
| SXS 540 05-06                  | 0407-0661 |
| SMR 560 06-07                  | 0407-0661 |
| SMR 560 07                     | 0407-0661 |
| SXC 625 05                     | 0407-0661 |

| FORK & DUST SEAL KITS (CON'T) |           |
|-------------------------------|-----------|
| MAKE/MODEL/YEAR               | PART #    |
| <b>KTM (CON'T)</b>            |           |
| ADVENTURE 640 05-07           | 0407-0661 |
| 660 RALLY FACTORY REPL. 06-07 | 0407-0661 |
| 660 RALLY FACTORY REPL. 08-09 | 0407-0661 |
| ENDURO R 690 09-14            | 0407-0661 |
| ENDURO R 690 15               | 0407-0661 |
| SMC 690 09-10                 | 0407-0661 |
| SUPERMOTO 690 07              | 0407-0661 |
| ADVENTURE 950 05-06           | 0407-0661 |
| SUPER ENDURO 950 07           | 0407-0661 |
| SUPERMOTO 950 05-07           | 0407-0661 |
| ADVENTURE 990 07-13           | 0407-0661 |
| SUPERMOTO 990 10-11           | 0407-0661 |
| ADVENTURE 1190 14-16          | 0407-0661 |
| 1290 SUPER ADVENTURE 15-16    | 0407-0661 |
| <b>SHERCO</b>                 |           |
| SEF-R 250 14-18               | 0407-0661 |
| SEF-R 250 FACTORY 19-22       | 0407-0660 |
| SEF-R 250 FACTORY 16-18       | 0407-0661 |
| SE-R 250 SIX DAYS 19-22       | 0407-0660 |
| SEF-R 300 14-18               | 0407-0661 |
| 300 SEF-R FACTORY 19-22       | 0407-0660 |
| 300 SEF-R FACTORY 16-18       | 0407-0661 |
| SEF-R 450 15-18               | 0407-0661 |
| SEF-R 450 FACTORY 19-22       | 0407-0660 |
| SEF-R 450 FACTORY 16-18       | 0407-0661 |
| <b>SUZUKI</b>                 |           |
| RM250 01-03                   | 0407-0658 |
| RMZ250 04-06                  | 0407-0660 |
| RMZ250 13-22                  | 0407-0660 |
| RMZ450 13-14                  | 0407-0660 |
| RMZ450 18-22                  | 0407-0662 |
| MX 125 13-19                  | 0407-0660 |
| MX 250 13-19                  | 0407-0660 |
| MX 250F 13-19                 | 0407-0660 |
| MX 450F 13-19                 | 0407-0660 |
| MX 530F 13-19                 | 0407-0660 |
| <b>YAMAHA</b>                 |           |
| YZ65 19-22                    | 0407-0655 |
| YZ80 90-01                    | 0407-0655 |
| YZ85 02-22                    | 0407-0655 |
| YZ125 89-90                   | 0407-0656 |
| YZ125 91-95                   | 0407-0657 |
| YZ125 96-03                   | 0407-0658 |
| YZ125 04-22                   | 0407-0660 |
| WR250F 01-04                  | 0407-0658 |
| WR250F 05-22                  | 0407-0660 |
| YZ250 96-03                   | 0407-0658 |
| YZ250 04-22                   | 0407-0660 |
| YZ250F 01-03                  | 0407-0658 |
| YZ250F 04-22                  | 0407-0660 |
| YZ250FX 15-22                 | 0407-0660 |
| YZ250X 16-22                  | 0407-0660 |
| WR400F 98-00                  | 0407-0658 |
| YZ400F 98-99                  | 0407-0658 |
| WR426F 01-02                  | 0407-0658 |
| YZ426F 00-02                  | 0407-0658 |
| WR450F 03-04                  | 0407-0658 |
| WR450F 05-22                  | 0407-0660 |
| YZ450F 03                     | 0407-0658 |
| YZ450F 04-22                  | 0407-0660 |
| YZ450FX 16-22                 | 0407-0660 |

**PREMIUM FORK REBUILD KITS**

**\$78<sup>95</sup>**

- Bushings dyno-tested to 500,000 strokes with less wear than OEM bushings
- Kit includes two slider bushings and two leg bushings
- Kit includes all copper washers and O-rings
- Kit includes two fork seal snap rings



| NOK FORK REBUILD KITS |           |
|-----------------------|-----------|
| MAKE/MODEL/YEAR       | PART #    |
| <b>GAS GAS</b>        |           |
| <b>ALL MODELS</b>     |           |
| 125-450 18-20         | 0407-0543 |
| MC 125 21-23          | 0450-0545 |
| EX 250 F 21-23        | 0450-0545 |
| MC 250 F 21-23        | 0450-0545 |
| EX 300 21-23          | 0450-0545 |
| EC 300 21-23          | 0450-0545 |
| EX 350 F 21-23        | 0450-0545 |
| EX 450 F 21-23        | 0450-0545 |
| MC 450 F 21-23        | 0450-0545 |
| <b>HONDA</b>          |           |
| CR125R 94-96          | 0450-0541 |
| CR125R 97-07          | 0450-0552 |
| CRF250RX 18-23        | 0450-0546 |
| CRF250X 18-23         | 0450-0546 |
| CRF250R 18-23         | 0450-0546 |
| CR250R 95             | 0450-0541 |
| CR250R 96             | 0450-0552 |
| CR250R 00-07          | 0450-0542 |
| CRF250R 04-09         | 0450-0542 |
| CRF250R 10-14         | 0450-0543 |
| CRF250X 04-17         | 0450-0542 |
| XR250R 86-91          | 0450-0540 |
| CRF450L 17-23         | 0450-0546 |
| CRF450X 17-23         | 0450-0546 |
| CRF450R 02-08         | 0450-0542 |
| CRF450R 09-16         | 0450-0543 |
| CRF450RWE 17-23       | 0450-0546 |
| CRF450RX 17-23        | 0450-0542 |
| CRF450X 05-17         | 0450-0542 |
| CR500R 95             | 0450-0541 |
| CR500R 96-02          | 0450-0552 |
| XR650R 00-07          | 0450-0552 |
| <b>HUSQVARNA</b>      |           |
| ALL 10-13             | 0450-0543 |
| ALL TC/TE/FC/FE 14-23 | 0450-0545 |
| <b>KAWASAKI</b>       |           |
| KX80 90-01            | 0450-0538 |
| KX85 00-23            | 0450-0538 |
| KX100 95-02           | 0450-0538 |
| KX125 90              | 0450-0540 |
| KX125 91-94           | 0450-0541 |
| KX125 95-01           | 0450-0552 |
| KX125 02-03           | 0450-0544 |
| KX125 04-08           | 0450-0543 |
| KX250 90              | 0450-0540 |
| KX250 91-94           | 0450-0541 |
| KX250 95-01           | 0450-0552 |
| KX250 02-03           | 0450-0544 |
| KX250 04-08           | 0450-0543 |

| NOK FORK REBUILD KITS (CON'T)                      |           |
|--|-----------|
| MAKE/MODEL/YEAR                                    | PART #    |
| <b>KAWASAKI (CON'T)</b>                            |           |
| KX250F 04-05                                       | 0450-0543 |
| KX250F 06-12                                       | 0450-0542 |
| KX250F 13-23                                       | 0450-0543 |
| KLX300(R) 97-02                                    | 0450-0541 |
| KX450F 06-14                                       | 0450-0552 |
| KX450 16-23  | 0450-0546 |
| <b>KTM</b>   |           |
| ALL SX/SX-F/XC-W/<br>XC/XC-F W/EXC-F/<br>EXC 05-23 | 0450-0545 |
| <b>SUZUKI</b>                                      |           |
| RM250 01-02  | 0450-0552 |
| RMZ250 04-06                                       | 0450-0543 |
| RMZ250 13-23                                       | 0450-0543 |
| RMZ450 13-14                                       | 0450-0543 |
| RMZ450 18-23                                       | 0450-0546 |
| <b>YAMAHA</b>                                      |           |
| YZ65 19-23   | 0450-0539 |
| YZ80 90-01   | 0450-0538 |
| YZ85 02-23   | 0450-0538 |
| YZ125 89-90  | 0450-0540 |
| YZ125 91-95  | 0450-0541 |
| YZ125 96-03  | 0450-0552 |
| YZ125 04-23  | 0450-0543 |
| WR250F 01-04                                       | 0450-0552 |
| WR250F 05-23                                       | 0450-0543 |
| YZ250 89-90  | 0450-0540 |
| YZ250 91-95  | 0450-0541 |
| YZ250 04-23  | 0450-0543 |
| YZ250F 01-03                                       | 0450-0552 |
| YZ250F 04-23                                       | 0450-0543 |
| YZ250FX 15-23                                      | 0450-0543 |
| YZ250FX 16-23                                      | 0450-0543 |
| WR400F 98-00                                       | 0450-0552 |
| YZ400F 98-99                                       | 0450-0552 |
| WR426F 01-02                                       | 0450-0552 |
| YZ426F 00-02                                       | 0450-0552 |
| WR450F 03-04                                       | 0450-0552 |
| WR450F 05-23                                       | 0450-0543 |
| YZ450F 03  | 0450-0552 |
| YZ450F 14-23                                       | 0450-0543 |
| YZ450FX 16-23                                      | 0450-0543 |
| <b>TM</b>  |           |
| MX/MX FI ALL 10-23                                 | 0450-0543 |
| <b>SHERCO</b>                                      |           |
| ALL SEF-R 14-21                                    | 0450-0545 |
| SEF-FACTORY/<br>SC-FACTORY/<br>SCF-FACTORY 19-23   | 0450-0543 |

**FORK & DUST SEAL KIT**

**\$30<sup>95</sup> - \$36<sup>95</sup>**

- Seal profile is engineered to create equal pressure in each seal lip, creating seal pressure for less drag and longer seal life
- Patented MAX-LIFE has a coefficient of friction up to three times less than the OEM seal material
- Triple lip seal design
- Dyno tested to last three to four times longer than OEM seals
- Directional ribs allow seal to be installed easily
- Kit includes fork seals and dust wipers



| FORK AND DUST SEAL KITS |           |
|-------------------------|-----------|
| MAKE/MODEL/YEAR         | PART #    |
| <b>BETA</b>             |           |
| EVO 5R 80 14-22         | 0407-0793 |
| RR 2T 125 19-23         | 0407-0103 |
| EVO 2T 125 09-23        | 0407-0793 |
| EVO 2T 125              |           |
| FACTORY 22              | 0407-0793 |
| RR 2T 125 RACE 21-23    | 0407-0358 |
| RR 2T 200 19-23         | 0407-0103 |
| RR 2T 200 RACE 21-23    | 0407-0358 |
| EVO 2T 200 09-23        | 0407-0793 |
| EVO 2T 200              |           |
| FACTORY 22              | 0407-0793 |
| REV 2T 200 05-08        | 0407-0793 |
| EVO 2T 250 09-23        | 0407-0793 |
| EVO 2T 250              |           |
| FACTORY 22              | 0407-0793 |
| RR 2T 250 13-23         | 0407-0103 |
| RR 4T 250 05-07         | 0407-0104 |
| RR 2T 300 13-23         | 0407-0103 |
| RR 2T 300 RACE 22-23    | 0407-0103 |
| RX 2T 300 21-23         | 0407-0358 |
| EVO 2T 300 12-23        | 0407-0793 |
| EVO 2T 300              |           |
| FACTORY 22              | 0407-0793 |
| EVO 2T SS 300 18-23     | 0407-0793 |
| EVO 4T 300 09-23        | 0407-0793 |
| EVO 4T 300              |           |
| FACTORY 22              | 0407-0793 |
| XTRAINER 300 15-23      | 0407-0095 |
| RR 4T 350 11            | 0407-0304 |
| RR 4T 350 13-23         | 0407-0103 |
| RR-S 4T 350 17-21       | 0407-0103 |
| RR-S 4T 350 22-23       | 0407-0717 |
| RR 4T 390 15-20         | 0407-0103 |
| RR-S 4T 390 17-21       | 0407-0103 |
| RR 4T 390 RACE 22-23    | 0407-0358 |
| RR-S 4T 390 22-23       | 0407-0717 |
| RR 4T 400 05-10         | 0407-0104 |
| RR 4T 400 11            | 0407-0304 |
| RS 4T 400 14            | 0407-0103 |
| RR 4T 430 15-19         | 0407-0103 |
| RR-S 4T 430 17-21       | 0407-0103 |
| RR 4T 430 RACE 22-23    | 0407-0358 |
| RR-S 4T 430 17-21       | 0407-0103 |
| RR-S 4T 430             |           |
| RACE 22-23              | 0407-0358 |
| RR-S 4T 430 22-23       | 0407-0717 |
| RR 4T 450 05-10         | 0407-0104 |
| RR 4T 450 11            | 0407-0304 |
| RS 4T 480 15-21         | 0407-0103 |
| RR 4T 480 RACE 22-23    | 0407-0358 |
| RR-S 4T 500 17-20       | 0407-0103 |
| RS 4T 500 15-16         | 0407-0103 |
| RR-S 500 17-21          | 0407-0103 |
| RR-S 4T 500 22-23       | 0407-0717 |
| RR 4T 520 10            | 0407-0104 |
| RR 4T 520 11            | 0407-0304 |
| RS 4T 520 14            | 0407-0103 |

| FORK AND DUST SEAL KITS (CON'T) |           |
|---------------------------------|-----------|
| MAKE/MODEL/YEAR                 | PART #    |
| <b>BETA (CON'T)</b>             |           |
| RR 4T 525 05-09                 | 0407-0104 |
| <b>COBRA</b>                    |           |
| CX 65 07-13                     | 0407-0090 |
| <b>GAS GAS</b>                  |           |
| MC50 21-23                      | 0407-0698 |
| MC E5 21-23                     | 0407-0698 |
| MC65 21-23                      | 0407-0698 |
| MC 85 19/16<br>WHEEL 21-23      | 0407-0091 |
| EC125 13-15                     | 0407-0104 |
| MC 125 21-23                    | 0407-0717 |
| EC200 14                        | 0407-0104 |
| EC200 15-19                     | 0407-0103 |
| XC200 18-19                     | 0407-0103 |
| EC250 13-14                     | 0407-0104 |
| EX200 15-19                     | 0407-0103 |
| EX200 18-19                     | 0407-0103 |
| EX250F 21-23                    | 0407-0717 |
| MC250F 21-23                    | 0407-0717 |
| EC250 REPLICAS 13-14            | 0407-0103 |
| EC250 15-19                     | 0407-0103 |
| EC250 SIX DAYS 19               | 0407-0103 |
| EC250 4T 10                     | 0407-0104 |
| EC250 4T 15                     | 0407-0103 |
| EC250 4T 12-13                  | 0407-0103 |
| XC250 18 - 19                   | 0407-0103 |
| EC250 SIX DAYS 19               | 0407-0103 |
| ENDURO 6P 250 18                | 0407-0103 |
| EC250 4T 14                     | 0407-0104 |
| EC300 13-14                     | 0407-0104 |
| EC300 4T 13                     | 0407-0103 |
| EC300 15-19                     | 0407-0103 |
| EC300 SIX DAYS 19               | 0407-0103 |
| EX300 21-23                     | 0407-0717 |
| EC300 4T 14                     | 0407-0104 |
| EC300 4T 15                     | 0407-0103 |
| EC300 REPLICAS 13-14            | 0407-0103 |
| ENDURO 6P 300 18                | 0407-0103 |
| EC300 SIX DAYS 19               | 0407-0103 |
| XC300 18-19                     | 0407-0103 |
| EX350F 21-23                    | 0407-0717 |
| EC450 4T 13                     | 0407-0103 |
| EC450 4T 14                     | 0407-0104 |
| EC450 4T 15                     | 0407-0103 |
| EX450F 21-23                    | 0407-0717 |
| MC450F 21-23                    | 0407-0717 |
| HALLEY 450 EH 09                | 0407-0104 |
| HALLEY 450 SM 09                | 0407-0104 |
| <b>HONDA</b>                    |           |
| CRM50R (EURO) 93-96             | 0407-0086 |
| CRF70F 04-12                    | 0407-0134 |
| XR70R 97-03                     | 0407-0134 |
| CRM75R (EURO) 93-94             | 0407-0086 |
| CR80R 85-86                     | 0407-0085 |
| CR80R 87-95                     | 0407-0086 |

CONTINUED ON NEXT PAGE

APPAREL

HELMETS & GOGGLES

RIDER ARMOR

OUTERWEAR

YOUTH

LUGGAGE & PACKS

BIKE BODY

BIKE CONTROLS

BIKE SUSPENSION

BIKE BRAKING

BIKE DRIVE

BIKE BEARINGS

BIKE ENGINE

BIKE ELECTRICAL

BIKE EXHAUST

BIKE WHEELS

BICYCLE

GARAGE & PROMO

SIZING CHART



| FORK AND DUST SEAL KITS (CON'T) |           |
|---------------------------------|-----------|
| MAKE/MODEL/YEAR                 | PART #    |
| <b>HONDA (CON'T)</b>            |           |
| CR80R 96-02                     | 0407-0090 |
| CR80RB 96-02                    | 0407-0090 |
| CRF80F 04-13                    | 0407-0134 |
| XR80R 85-03                     | 0407-0134 |
| CR85R/RB 03-07                  | 0407-0090 |
| CRF100F 04-13                   | 0407-0134 |
| XR100R 85-03                    | 0407-0134 |
| CRF110F 13-23                   | 0407-0387 |
| CR125R 82-83                    | 0407-0135 |
| CR125R 84-86                    | 0407-0178 |
| CR125R 87-89                    | 0407-0319 |
| CR125R 90-91                    | 0407-0179 |
| CR125R 92-93                    | 0407-0176 |
| CR125R 94-96                    | 0407-0095 |
| CR125R 97-07                    | 0407-0098 |
| CRF125F 14-23                   | 0407-0387 |
| CRF125FB 14-23                  | 0407-0387 |
| XL125 (EURO) 98                 | 0407-0090 |
| XR125L (EURO) 04-11             | 0407-0387 |
| CRF150F 07-23                   | 0407-0356 |
| CRF150R/RB 07-23                | 0407-0090 |
| CTX200 02-11                    | 0407-0090 |
| TLR200 REFLEX 86-87             | 0407-0085 |
| TR200 FATCAT 86-87              | 0407-0387 |
| XL200R 83-84                    | 0407-0085 |
| XR200 80-84                     | 0407-0086 |
| XR200R 81-83                    | 0407-0086 |
| XR200R 84-02                    | 0407-0088 |
| CRF230F 03-17                   | 0407-0090 |
| CRF230F 03-19                   | 0407-0090 |
| CRF230L 08-09                   | 0407-0090 |
| CRF230M 09                      | 0407-0090 |
| CR250R 82                       | 0407-0178 |
| CR250R 83-88                    | 0407-0319 |
| CR250R 89-91                    | 0407-0179 |
| CR250R 92-94                    | 0407-0176 |
| CR250R 95                       | 0407-0095 |
| CR250R 96                       | 0407-0098 |
| CR250R 97-07                    | 0407-0099 |
| CRF250L 13-16                   | 0407-0319 |
| CRF250L 17-20                   | 0407-0094 |
| CRF250L ABS 17-20               | 0407-0094 |
| CRF250F 18-23                   | 0407-0175 |
| CRF250RL RALLY 17-20            | 0407-0094 |
| CRF250RL RALLY ABS 17-20        | 0407-0094 |
| CRF250R 04-09                   | 0407-0099 |
| CRF250R 10-14                   | 0407-0103 |
| CRF250R 15-23                   | 0407-0101 |
| CRF250RX 19-23                  | 0407-0101 |
| CRF250X 04-17                   | 0407-0099 |
| NX250 88-90                     | 0407-0090 |
| XL250R 82-87                    | 0407-0086 |
| XR250 79-80                     | 0407-0086 |
| XR250 TORNADO (EURO) 01-02      | 0407-0175 |
| XR250L 91-96                    | 0407-0175 |
| XR250R 81-82                    | 0407-0090 |
| XR250R 84-85                    | 0407-0135 |
| XR250R 86-04                    | 0407-0093 |
| XRE300 (SA) 10-12               | 0407-0175 |
| CRF300L 21-22                   | 0407-0094 |
| CRF300L ABS 21-22               | 0407-0094 |
| CRF300LR 21-22                  | 0407-0094 |
| CRF300LR ABS 21-22              | 0407-0094 |
| XL350R 84-85                    | 0407-0316 |
| XR350R 83-85                    | 0407-0175 |
| XR400R 96-04                    | 0407-0319 |
| CRF450R 02-08                   | 0407-0099 |
| CRF450R 09-12                   | 0407-0103 |
| CRF450R 13-16                   | 0407-0358 |
| CRF450R 17-23                   | 0407-0101 |
| CRF450RL 21-23                  | 0407-0101 |
| CRF450RX 17-20                  | 0407-0101 |
| CRF450 RX 21-23                 | 0407-0101 |
| CRF450RWE 19-23                 | 0407-0101 |

| FORK AND DUST SEAL KITS (CON'T) |           |
|---------------------------------|-----------|
| MAKE/MODEL/YEAR                 | PART #    |
| <b>HONDA (CON'T)</b>            |           |
| CRF450X 05-17                   | 0407-0099 |
| CRF450X 19-23                   | 0407-0101 |
| CRF450L 19-20                   | 0407-0101 |
| CR480R 82                       | 0407-0178 |
| CR480R 83                       | 0407-0094 |
| CR500R 84-88                    | 0407-0319 |
| CR500R 89-91                    | 0407-0179 |
| CR500R 92-94                    | 0407-0176 |
| CR500R 95                       | 0407-0095 |
| CR500R 96-01                    | 0407-0098 |
| NX500 (EURO) 93-99              | 0407-0175 |
| XL500R 82                       | 0407-0090 |
| XR500 79-80                     | 0407-0086 |
| XR500R 81-82                    | 0407-0090 |
| XR500R 83-84                    | 0407-0094 |
| XL600R 83-87                    | 0407-0316 |
| XR600R 85-00                    | 0407-0319 |
| FX650 (EURO) 99-00              | 0407-0175 |
| XR650L 93-22                    | 0407-0319 |
| XR650R 00-07                    | 0407-0097 |
| <b>HUSABERG</b>                 |           |
| FE250 13-14                     | 0407-0102 |
| TE250 11-14                     | 0407-0102 |
| TE300 11-14                     | 0407-0102 |
| FE350 13-14                     | 0407-0102 |
| 390FE 10-11                     | 0407-0102 |
| 450FC 01-05                     | 0407-0102 |
| 450FE 04-11                     | 0407-0102 |
| 450FE-E 01-03                   | 0407-0102 |
| 450FS 04                        | 0407-0102 |
| 450FS-C 01-06                   | 0407-0102 |
| 450FS-E 01-08                   | 0407-0102 |
| 450FX 10-11                     | 0407-0102 |
| 450FX-E 01-03                   | 0407-0102 |
| FE450 14                        | 0407-0102 |
| FE501 13-14                     | 0407-0102 |
| 550FE 07-08                     | 0407-0102 |
| 550FS-E 07                      | 0407-0102 |
| 570FE 09-11                     | 0407-0102 |
| 570FS 10-11                     | 0407-0102 |
| 650FC 04-05                     | 0407-0102 |
| 650FE 04-08                     | 0407-0102 |
| 650FS 04                        | 0407-0102 |
| 650FS 08                        | 0407-0102 |
| 650FS-C 04-06                   | 0407-0102 |
| 650FS-E 05-08                   | 0407-0102 |
| <b>HUSQVARNA</b>                |           |
| EE-5 20-21                      | 0407-0698 |
| TC 50 18-23                     | 0407-0698 |
| TC 65 18-23                     | 0407-0698 |
| TC 85 14-23                     | 0407-0091 |
| TC 85 BW 19-23                  | 0407-0091 |
| CR125 96-08                     | 0407-0104 |
| CR125 09                        | 0407-0304 |
| CR125 10-13                     | 0407-0103 |
| TC 125 14-17                    | 0407-0102 |
| TC 125 18-20                    | 0407-0103 |
| TC 125 21-23                    | 0407-0103 |
| TE 125 15-16                    | 0407-0102 |
| WR125 96-08                     | 0407-0104 |
| WR125 09                        | 0407-0304 |
| WR125 10-13                     | 0407-0103 |
| TE150 17-19                     | 0407-0103 |
| TE150 I 20-21                   | 0407-0103 |
| TE150 I 22                      | 0407-0717 |
| CR250 96                        | 0407-0104 |
| CR250 97-98                     | 0407-0099 |
| CR250 99-04                     | 0407-0104 |
| FC 250 14-16                    | 0407-0102 |
| FC 250 17-23                    | 0407-0103 |
| FE 250 14-16                    | 0407-0102 |
| FE250 17-20                     | 0407-0103 |
| TC250 03-07                     | 0407-0104 |
| TC250 08-09                     | 0407-0304 |
| TC250 10-13                     | 0407-0103 |
| TC250 14-16                     | 0407-0102 |

| FORK AND DUST SEAL KITS (CON'T) |           |
|---------------------------------|-----------|
| MAKE/MODEL/YEAR                 | PART #    |
| <b>HUSQVARNA (CON'T)</b>        |           |
| TC250 17-23                     | 0407-0103 |
| TE250 03-07                     | 0407-0104 |
| TE250 08-09                     | 0407-0304 |
| TE250 10-13                     | 0407-0103 |
| TE250 14-16                     | 0407-0102 |
| TE250 17-18                     | 0407-0103 |
| TE250 I 18 - 21                 | 0407-0103 |
| TXC250 08-09                    | 0407-0304 |
| TXC250 10-13                    | 0407-0103 |
| WR250 98                        | 0407-0304 |
| WR250 99-08                     | 0407-0104 |
| WR250 09                        | 0407-0304 |
| WR250 10-13                     | 0407-0103 |
| TE 300 14-16                    | 0407-0102 |
| TE300 17-18                     | 0407-0103 |
| TE300 TPI 19-21                 | 0407-0103 |
| TX300 17-19                     | 0407-0103 |
| TX300 I 20-22                   | 0407-0103 |
| WR300 08-09                     | 0407-0304 |
| WR300 10-13                     | 0407-0103 |
| TE310 09                        | 0407-0304 |
| TE310 10-13                     | 0407-0103 |
| TXC310 12-13                    | 0407-0103 |
| FC 350 14-16                    | 0407-0102 |
| FC350 17-23                     | 0407-0103 |
| FE 350 14-16                    | 0407-0102 |
| FE 350 17-20                    | 0407-0103 |
| FE 350 22-23                    | 0407-0717 |
| FE 350S 15-16                   | 0407-0102 |
| FE350S 20-21                    | 0407-0103 |
| FE350S 22-23                    | 0407-0717 |
| FX 350 17-23                    | 0407-0103 |
| WR360 96                        | 0407-0104 |
| WR360 97-98                     | 0407-0304 |
| WR360 99-02                     | 0407-0104 |
| SM400R 04                       | 0407-0104 |
| TE400 01                        | 0407-0104 |
| TE410 96                        | 0407-0104 |
| TE410 97-98                     | 0407-0304 |
| TE410 99-01                     | 0407-0104 |
| FC 450 14-16                    | 0407-0102 |
| FC450 17-23                     | 0407-0103 |
| FC450 ROCKSTAR EDITION 18-23    | 0407-0103 |
| FE 450 14                       | 0407-0102 |
| FE 450 16-20                    | 0407-0103 |
| FS 450 18-21                    | 0407-0103 |
| FX 450 18 - 23                  | 0407-0103 |
| SM450 10                        | 0407-0103 |
| SM450R 03-05                    | 0407-0104 |
| SM450R 06-09                    | 0407-0304 |
| TC450 03-05                     | 0407-0104 |
| TC450 06-09                     | 0407-0304 |
| TC450 10-13                     | 0407-0103 |
| TE450 03-05                     | 0407-0104 |
| TE450 06-09                     | 0407-0304 |
| TE450 10-13                     | 0407-0103 |
| TXC450 08-09                    | 0407-0304 |
| TXC450 10-13                    | 0407-0103 |
| FE 501 14-15                    | 0407-0102 |
| FE 501 16-21                    | 0407-0103 |
| FE 501S 15-16                   | 0407-0102 |
| FE501S 20-21                    | 0407-0103 |
| FE501S 22-23                    | 0407-0717 |
| SM510 10                        | 0407-0103 |
| SM510R 05                       | 0407-0104 |
| SM510R 06-09                    | 0407-0304 |
| TC510 05                        | 0407-0104 |
| TC510 06-09                     | 0407-0304 |
| TE510 04-05                     | 0407-0104 |
| TE510 06-09                     | 0407-0304 |
| TE510 10                        | 0407-0103 |
| TXC510 08-09                    | 0407-0304 |
| TXC510 10                       | 0407-0103 |
| TE/TXC 511 12-13                | 0407-0103 |
| SM530R 09                       | 0407-0304 |

| FORK AND DUST SEAL KITS (CON'T) |           |
|---------------------------------|-----------|
| MAKE/MODEL/YEAR                 | PART #    |
| <b>HUSQVARNA (CON'T)</b>        |           |
| SMR570 01-04                    | 0407-0104 |
| TC570 01-02                     | 0407-0104 |
| TE570 01-04                     | 0407-0104 |
| SM610 01-08                     | 0407-0104 |
| SM-E610 99-01                   | 0407-0104 |
| SMR610 00-01                    | 0407-0104 |
| TC610 96-98                     | 0407-0304 |
| TC610 99-01                     | 0407-0104 |
| TE610 98                        | 0407-0304 |
| TE610 99-08                     | 0407-0104 |
| TE-E610 99-01                   | 0407-0104 |
| SMS630 10-11                    | 0407-0104 |
| TE630 10-11                     | 0407-0104 |
| 701 ENDURO 16-21                | 0407-0103 |
| 701 SUPERMOTO 16-21             | 0407-0103 |
| <b>KAWASAKI</b>                 |           |
| KX60 83-03                      | 0407-0317 |
| KX65 00-23                      | 0407-0085 |
| KD80 88-90                      | 0407-0134 |
| KDX80 80-88                     | 0407-0317 |
| KX80 79-81                      | 0407-0317 |
| KX80 90-91                      | 0407-0086 |
| KX80 92-97                      | 0407-0135 |
| KX80 98-00                      | 0407-0089 |
| KX80 BIG WHEEL 92-94            | 0407-0089 |
| KX85 01-23                      | 0407-0089 |
| KX85 BIG WHEEL 01-18            | 0407-0089 |
| KX100 95-21                     | 0407-0089 |
| KLX110 02-23                    | 0407-0317 |
| KLX110L 10-23                   | 0407-0317 |
| KX112 22-23                     | 0407-0089 |
| KX125 78-79                     | 0407-0088 |
| KX125 80-81                     | 0407-0135 |
| KX125 83-87                     | 0407-0178 |
| KX125 88                        | 0407-0096 |
| KX125 89                        | 0407-0097 |
| KX125 90                        | 0407-0174 |
| KX125 91-95                     | 0407-0095 |
| KX125 96-01                     | 0407-0098 |
| KX125 02-05                     | 0407-0103 |
| KDX175 80-82                    | 0407-0088 |
| KDX200 83-85                    | 0407-0135 |
| KDX200 86-92                    | 0407-0178 |
| KDX200 93-94                    | 0407-0174 |
| KDX200 95-06                    | 0407-0096 |
| KDX220 97-05                    | 0407-0096 |
| KLX230R 20-23                   | 0407-0090 |
| KLX230 20-23                    | 0407-0090 |
| KLX 230 ABS 22-23               | 0407-0090 |
| KLX 230S 22-23                  | 0407-0090 |
| KLXS ABS 22-23                  | 0407-0090 |
| KDX250 80-84                    | 0407-0135 |
| KDX250 91-94                    | 0407-0095 |
| KL250 SUPER SHERPA 00-10        | 0407-0088 |
| KLR250 85-05                    | 0407-0088 |
| KLX250 79-80                    | 0407-0088 |
| KLX250R 94-96                   | 0407-0095 |
| KLX250S 06-20                   | 0407-0095 |
| KLX250SF 09-10                  | 0407-0095 |
| KX250 78                        | 0407-0088 |
| KX250 79-81                     | 0407-0135 |
| KX250 82-87                     | 0407-0178 |
| KX250 88                        | 0407-0096 |
| KX250 89                        | 0407-0097 |
| KX250 90                        | 0407-0174 |
| KX250 91-95                     | 0407-0095 |
| KX250 96-01                     | 0407-0098 |
| KX250 02-07                     | 0407-0103 |
| KX250F 04-05                    | 0407-0103 |
| KX250F 06-12                    | 0407-0099 |
| KX250F 13-20                    | 0407-0103 |
| KX250F 20-23                    | 0407-0103 |
| KX250X 21-23                    | 0407-0103 |

**FORK AND DUST SEAL KITS (CON'T)**

| MAKE/MODEL/YEAR         | PART #                 |
|-------------------------|------------------------|
| <b>KAWASAKI (CON'T)</b> |                        |
| KLX300(R) 97-23         | 0407-0095              |
| KLX 300 22-23           | 0407-0095              |
| KLX 300 SM 21-23        | 0407-0095              |
| KDX400 79-80            | 0407-0135              |
| KLX400R 03              | 0407-0101              |
| KLX400SR 03-04          | 0407-0101              |
| KDX420 81               | 0407-0135              |
| KX420 80-81             | 0407-0135              |
| KDX450 82               | 0407-0135              |
| KLX450R 08-09           | 0407-0103              |
| KLX 450 (AUS) 18-19     | 0407-0103              |
| KX450F 06-12            | 0407-0103              |
| KX450F 13-14            | 0407-0358              |
| KX450F 15-18            | 0407-0101              |
| KX450F 19-23            | 0407-0101              |
| KX450X 21-23            | 0407-0101              |
| KX 450 SR 22-23         | 0407-0101              |
| KX500 83-87             | 0407-0178              |
| KX500 88                | 0407-0096              |
| KX500 89                | 0407-0097              |
| KX500 90                | 0407-0174              |
| KX500 91-96             | 0407-0095              |
| KX500 97-04             | 0407-0098              |
| KL600 84-86             | 0407-0135              |
| KL650 A (KLR) 87-07     | 0407-0135              |
| KL650 B (KLR) 90-91     | 0407-0135              |
| KL650 E (KLR) 08-18     | 0407-0174              |
| KLX650 C 93-96          | 0407-0095              |
| KLX650D1 96             | 0407-0095              |
| KLX650R 93-96           | 0407-0095              |
| <b>KTM</b>              |                        |
| SX-E 5 20-22            | 0407-0698              |
| JR ADV 50 01            | 0407-0092              |
| JR ADV 50 02-03         | 0407-0143              |
| MINI ADV 50 97-00       | 0407-0092              |
| MINI ADV 50 02-07       | 0407-0143              |
| SM 50 06                | 0407-0143              |
| SR ADV 50 02-07         | 0407-0143              |
| 50 SX 06-11             | 0407-0143              |
| 50 SX 12-16             | 0407-0357              |
| 50 SX 17-23             | 0407-0698              |
| SX 50 MINI 08-11        | 0407-0143              |
| SX 50 MINI 12-23        | 0407-0698              |
| SX PRO JR 50 98-01      | 0407-0092              |
| SX PRO JR 50 02-09      | 0407-0143              |
| SX PRO SR 50 98-99      | 0407-0092              |
| SX PRO SR 50 02-05      | 0407-0143              |
| SX SR 50 00             | 0407-0092              |
| SXR PRO JR 50 97        | 0407-0092              |
| SXR PRO SR 50 97        | 0407-0092              |
| 50 SXS 11-12            | 0407-0143              |
| 50 SXS 13-14            | 0407-0357              |
| SX 60 98-00             | 0407-0092              |
| SX 65 98-01             | 0407-0092              |
| SX 65 02-11             | 0407-0100              |
| SX 65 12-16             | 0407-0357              |
| SX 65 17-23             | 0407-0698              |
| SXS 65 13-14            | 0407-0357              |
| XC 65 08-09             | 0407-0100              |
| SX 85 03-23             | 0407-0091              |
| SX 85 BW 13-23          | 0407-0091              |
| SXS 85 13-14            | 0407-0091              |
| XC 85 08-09             | 0407-0091              |
| SX 105 06-11            | 0407-0091              |
| XC 105 08-09            | 0407-0091              |
| EGS 125 96-99           | 0407-0104              |
| EXC 125 96-01           | 0407-0104              |
| EXC 125 02              | 0407-0091 <sup>1</sup> |
| EXC 125 03-09           | 0407-0102              |
| EXE 125 00-01           | 0407-0091              |
| SX 125 96-98            | 0407-0104              |
| SX 125 99               | 0407-0305              |
| SX 125 00-01            | 0407-0091              |
| SX 125 02               | 0407-0091 <sup>1</sup> |
| SX 125 03-16            | 0407-0102              |
| SX 125 17-23            | 0407-0103              |

**FORK AND DUST SEAL KITS (CON'T)**

| MAKE/MODEL/YEAR            | PART #                 |
|----------------------------|------------------------|
| <b>KTM (CON'T)</b>         |                        |
| XC125 21-23                | 0407-0103              |
| SXS 125 04                 | 0407-0102              |
| SX 144 07-08               | 0407-0102              |
| SX 150 09-16               | 0407-0102              |
| SX 150 17-22               | 0407-0103              |
| XC 150 10-14               | 0407-0102              |
| XC-W 150 17-19             | 0407-0103              |
| XC-W 150 TPI 20-22         | 0407-0103              |
| XC-W 150 TPI 23            | 0407-0717              |
| EGS 200 98-99              | 0407-0104              |
| EXC 200 98-99              | 0407-0104              |
| EXC 200 00-01              | 0407-0091              |
| EXC 200 02                 | 0407-0091 <sup>1</sup> |
| EXC 200 03-05              | 0407-0102              |
| MXC 200 98-99              | 0407-0104              |
| MXC 200 00-01              | 0407-0091              |
| MXC 200 02                 | 0407-0091 <sup>1</sup> |
| MXC 200 03                 | 0407-0102              |
| SX 200 00-02               | 0407-0091              |
| SX 200 03-04               | 0407-0102              |
| XC 200 06-09               | 0407-0102              |
| XC-W 200 06-15             | 0407-0102              |
| XC-W 200 16                | 0407-0103              |
| EGS 250 95-96              | 0407-0104              |
| EGS 250 97                 | 0407-0304              |
| EGS 250 98-99              | 0407-0305              |
| EXC 250 95-96              | 0407-0104              |
| EXC 250 97                 | 0407-0304              |
| EXC 250 98-99              | 0407-0305              |
| EXC 250 00-01              | 0407-0091              |
| EXC 250 02                 | 0407-0091 <sup>1</sup> |
| EXC 250 03-16              | 0407-0102              |
| EXC-F 250 17-21            | 0407-0103              |
| EXC-F 250 22-23            | 0407-0717              |
| EXC-G 250 RACING 02        | 0407-0091              |
| EXC-G 250 RACING 03-05     | 0407-0102              |
| FREERIDE 250 R 15-17       | 0407-0091              |
| FREERIDE 250F 19           | 0407-0091              |
| MXC 250 98-99              | 0407-0305              |
| MXC 250 00-01              | 0407-0091              |
| SX 250 95-96               | 0407-0104              |
| SX 250 97                  | 0407-0304              |
| SX 250 98-99               | 0407-0305              |
| SX 250 00-01               | 0407-0091              |
| SX 250 02                  | 0407-0091 <sup>1</sup> |
| SX 250 03-16               | 0407-0102              |
| SX 250 17-22               | 0407-0103              |
| SX 250 23                  | 0407-0717              |
| SX-F 250 05-16             | 0407-0102              |
| SX-F 250 17-22             | 0407-0103              |
| SX-F 250 23                | 0407-0717              |
| 250SX-F FACTORY EDITION 15 | 0407-0102              |
| SXS 250 01                 | 0407-0091              |
| SXS 250 03-04              | 0407-0102              |
| XC 250 06-16               | 0407-0102              |
| XC 250 17-19               | 0407-0103              |
| XC 250 23                  | 0407-0717              |
| XC 250 TPI 20-22           | 0407-0103              |
| XC-F 250 07-09             | 0407-0102              |
| XC-F 250 11-16             | 0407-0102              |
| XC-F 250 17-22             | 0407-0103              |
| XC-F 250 23                | 0407-0717              |
| XC-FW 250 06-15            | 0407-0102              |
| XC-FW 250 16               | 0407-0103              |
| XC-W 250 06-15             | 0407-0102              |
| XC-W 250 16-22             | 0407-0103              |
| XC-W 250 TPI 18 - 22       | 0407-0103              |
| EGS 300 95-96              | 0407-0104              |
| EGS 300 97                 | 0407-0304              |
| EGS 300 98-99              | 0407-0305              |
| EXC 300 95-96              | 0407-0104              |
| EXC 300 97                 | 0407-0304              |
| EXC 300 98-99              | 0407-0305              |
| EXC 300 00-01              | 0407-0091              |
| EXC 300 02                 | 0407-0091 <sup>1</sup> |
| EXC 300 97                 | 0407-0304              |
| EXC 300 98-99              | 0407-0305              |
| EXC 300 00-01              | 0407-0091              |
| EXC 300 02                 | 0407-0091 <sup>1</sup> |

**FORK AND DUST SEAL KITS (CON'T)**

| MAKE/MODEL/YEAR          | PART #                 |
|--------------------------|------------------------|
| <b>KTM (CON'T)</b>       |                        |
| EXC 300 03-05            | 0407-0102              |
| MXC 300 95-96            | 0407-0104              |
| MXC 300 97               | 0407-0304              |
| MXC 300 98-99            | 0407-0305              |
| MXC 300 00-01            | 0407-0091              |
| MXC 300 02               | 0407-0091 <sup>1</sup> |
| MXC 300 03-05            | 0407-0102              |
| XC 300 06-16             | 0407-0102              |
| XC 300 17-19             | 0407-0103              |
| XC 300 23                | 0407-0717              |
| XC 300 TPI 20-21         | 0407-0103              |
| XC 300 TPI 22            | 0407-0717              |
| XC 300 TPI ERZBERODEO 20 | 0407-0103              |
| XC 300 TPI SIX DAYS 20   | 0407-0103              |
| XC-W 300 06-15           | 0407-0102              |
| XC-W 300 16-19           | 0407-0103              |
| XC-W 300 TPI 19-22       | 0407-0103              |
| XC-W 300 SIX DAYS 15     | 0407-0102              |
| XC-W 300 SIX DAYS 16-18  | 0407-0103              |
| XC-W 300 TPI 19          | 0407-0103              |
| EXC-F 350 12-15          | 0407-0102              |
| EXC-F 350 16-22          | 0407-0103              |
| SX-F 350 11-16           | 0407-0102              |
| SX-F 350 17-22           | 0407-0103              |
| XC-F 350 11-16           | 0407-0102              |
| XC-F 350 17-22           | 0407-0103              |
| XC-FW 350 12-15          | 0407-0102              |
| XC-FW 350 16-22          | 0407-0103              |
| XC-FW 350 SIX DAYS 17-21 | 0407-0102              |
| XC-FW 350 SIX DAYS 22-23 | 0407-0103              |
| EGS 360 96               | 0407-0104              |
| EGS 360 97               | 0407-0304              |
| EXC 360 96               | 0407-0104              |
| EXC 360 97               | 0407-0304              |
| MXC 360 96               | 0407-0104              |
| MXC 360 97               | 0407-0304              |
| SX 360 96                | 0407-0104              |
| SX 360 97                | 0407-0304              |
| EGS 380 98-99            | 0407-0305              |
| EXC 380 98-99            | 0407-0305              |
| EXC 380 00-01            | 0407-0091              |
| EXC 380 02               | 0407-0091 <sup>1</sup> |
| MXC 380 98-99            | 0407-0305              |
| MXC 380 00-01            | 0407-0091              |
| SX 380 98-99             | 0407-0305              |
| SX 380 00-01             | 0407-0091              |
| SX 380 02                | 0407-0091 <sup>1</sup> |
| ADVENTURE 390 20-21      | 0407-0091              |
| EXC 400 00-02            | 0407-0091              |
| EXC-G 400 04-06          | 0407-0102              |
| LC4 400 99               | 0407-0305              |
| LC4-E 400 00-01          | 0407-0091              |
| MXC 400 01               | 0407-0091              |
| MXC 400 02               | 0407-0091 <sup>1</sup> |
| RXC 400 96               | 0407-0104              |
| SC 400 00                | 0407-0091              |
| SX 400 98-99             | 0407-0305              |
| SX 400 00-01             | 0407-0091              |
| SX 400 02                | 0407-0091 <sup>1</sup> |
| SXC 400 00               | 0407-0091              |
| TXC 400 98               | 0407-0305              |
| XC-W 400 07-10           | 0407-0102              |
| EXC 440 95               | 0407-0104              |
| EXC 450 03-04            | 0407-0102              |
| EXC 450 07-11            | 0407-0102              |
| EXC 450 14               | 0407-0102              |
| EXC 450 03-14            | 0407-0102              |
| EXC-F 450 SIX DAYS 17-19 | 0407-0103              |
| EXC-F 450 SIX DAYS 20-23 | 0407-0717              |
| EXC-F 450 20             | 0407-0103              |
| EXC-G 450 03-07          | 0407-0102              |

**FORK AND DUST SEAL KITS (CON'T)**

| MAKE/MODEL/YEAR                | PART #                 |
|--------------------------------|------------------------|
| <b>KTM (CON'T)</b>             |                        |
| EXC-R 450 08                   | 0407-0102              |
| MXC-G 450 03-05                | 0407-0102              |
| SMR 450 05-07                  | 0407-0102              |
| SMR 450 14                     | 0407-0102              |
| SMS 450 03                     | 0407-0102              |
| SX 450 03-06                   | 0407-0102              |
| SX-F 450 07-16                 | 0407-0102              |
| SX-F 450 17-22                 | 0407-0103              |
| SX-F 450 23                    | 0407-0717              |
| 450 SX-F FACTORY EDITION 15    | 0407-0102              |
| 450 SX-F FACTORY EDITION 16-23 | 0407-0103              |
| SXS 450 03-04                  | 0407-0102              |
| XC 450 04                      | 0407-0102              |
| XC 450 06-07                   | 0407-0102              |
| XC-F 450 08-09                 | 0407-0102              |
| XC-F 450 13-16                 | 0407-0102              |
| XC-F 450 17-22                 | 0407-0103              |
| XC-W 450 SIX DAYS 10           | 0407-0102              |
| XCR-W 450 08                   | 0407-0102              |
| XC-W 450 07-15                 | 0407-0102              |
| XC-W 450 16                    | 0407-0103              |
| EXC 500 12-15                  | 0407-0102              |
| EXC 500 16                     | 0407-0103              |
| EXC 500 SIX DAYS 16            | 0407-0103              |
| EXC-F 500 17-23                | 0407-0103              |
| EXC-F 500 SIX DAYS 20-22       | 0407-0103              |
| EXC-F 500 SIX DAYS 23          | 0407-0717              |
| XC-FW 500 20-22                | 0407-0103              |
| XC-W 500 12-15                 | 0407-0102              |
| XC-W 500 16                    | 0407-0103              |
| SX-F 505 08                    | 0407-0102              |
| XC-F 505 08-09                 | 0407-0102              |
| EXC 520 00-01                  | 0407-0091              |
| EXC 520 02                     | 0407-0091 <sup>1</sup> |
| MXC 520 01                     | 0407-0091              |
| MXC 520 02                     | 0407-0091 <sup>1</sup> |
| SX 520 00-01                   | 0407-0091              |
| SX 520 02                      | 0407-0091 <sup>1</sup> |
| EXC 525 03-07                  | 0407-0102              |
| MXC-G 525 03-05                | 0407-0102              |
| SMR 525 05                     | 0407-0102              |
| SX 525 03-06                   | 0407-0102              |
| XC 525 06-07                   | 0407-0102              |
| XC-W 525 07                    | 0407-0102              |
| EXC 530 09-11                  | 0407-0102              |
| EXC-R 530 08-09                | 0407-0102              |
| XCR-W 530 08                   | 0407-0102              |
| XC-W 530 09-11                 | 0407-0102              |
| SXS 540 01                     | 0407-0091              |
| SXS 540 02-06                  | 0407-0102              |
| MXC 550 96                     | 0407-0104              |
| SMR 560 06-07                  | 0407-0102              |
| 620 TXC 98                     | 0407-0305              |
| COMP LIMITED 620 97            | 0407-0305              |
| COMP. 620 97-99                | 0407-0305              |
| LC4 620 97-98                  | 0407-0305              |
| LC4 COMP 620 99                | 0407-0305              |
| LC4 SUPER MOTO 620 99          | 0407-0305              |
| RXC 620 96                     | 0407-0104              |
| SUPER MOTO 620 98              | 0407-0305              |
| SX 620 97-99                   | 0407-0305              |
| SXC 620 97                     | 0407-0305              |
| TXC 620 98                     | 0407-0305              |
| SMC 625 04-06                  | 0407-0102              |
| SXC 625 03-04                  | 0407-0091              |
| SXC 625 05                     | 0407-0102              |
| 640 LC4 ENDURO 03-04           | 0407-0091              |
| ADVENTURE 640 98-99            | 0407-0305              |
| ADVENTURE 640 00               | 0407-0091              |
| CONTINUED ON NEXT PAGE         |                        |

APPAREL

HELMETS &amp; GOGGLES

RIDER ARMOR

OUTERWEAR

YOUTH

LUGGAGE &amp; PACKS

BIKE BODY

BIKE CONTROLS

BIKE SUSPENSION

BIKE BRAKING

BIKE DRIVE

BIKE BEARINGS

BIKE ENGINE

BIKE ELECTRICAL

BIKE EXHAUST

BIKE WHEELS

BICYCLE

GARAGE &amp; PROMO

SIZING CHART

| FORK AND DUST SEAL KITS (CON'T) |           |
|---------------------------------|-----------|
| MAKE/MODEL/YEAR                 | PART #    |
| <b>KTM (CON'T)</b>              |           |
| ADVENTURE 640 01-07             | 0407-0102 |
| LC4 640 05                      | 0407-0102 |
| <b>SC SUPER MOTO</b>            |           |
| 640 00-01                       | 0407-0091 |
| SUPER MOTO 640 99               | 0407-0305 |
| <b>660 RALLY FACTORY</b>        |           |
| REPL. 06-07                     | 0407-0102 |
| 660 RALLYE 01-05                | 0407-0102 |
| <b>660 RALLY FACTORY</b>        |           |
| REPL. 08-09                     | 0407-0102 |
| ENDURO R 690 09-14              | 0407-0102 |
| ENDURO R 690 15                 | 0407-0103 |
| 690 ENDURO 08                   | 0407-0102 |
| SMC 690 09-10                   | 0407-0102 |
| SUPERMOTO 690 07                | 0407-0102 |
| 690R ENDURO 15-20               | 0407-0103 |
| ADVENTURE 790 19-20             | 0407-0091 |
| ADVENTURE 790R 20               | 0407-0103 |
| ADVENTURE 890 21-22             | 0407-0091 |
| <b>ADVENTURE R</b>              |           |
| 890 21-22                       | 0407-0103 |
| <b>ADVENTURE R</b>              |           |
| RALLY 890 21                    | 0407-0103 |
| ADVENTURE 950 04-06             | 0407-0102 |
| SUPER ENDURO 950 07             | 0407-0102 |
| <b>SUPERMOTO</b>                |           |
| 950 05-07                       | 0407-0102 |
| ADVENTURE 990 07-13             | 0407-0102 |
| SUPERMOTO 990 10-11             | 0407-0102 |
| ADVENTURE R 1090 18             | 0407-0103 |
| <b>ADVENTURE</b>                |           |
| 1190 14-16                      | 0407-0103 |
| <b>1290 SUPER</b>               |           |
| ADVENTURE 15-16                 | 0407-0103 |
| <b>SUPER ADVENTURE</b>          |           |
| T 1290 17                       | 0407-0103 |
| <b>1290 SUPER</b>               |           |
| ADVENTURE R 17-20               | 0407-0103 |
| <b>1290 SUPER</b>               |           |
| ADVENTURE S 18-20               | 0407-0103 |
| <b>MONTESA</b>                  |           |
| 315R 00-04                      | 0407-0316 |
| 4RT 05-07                       | 0407-0316 |
| <b>RIEJU</b>                    |           |
| MR RACING 250 21-22             | 0407-0103 |
| MR RACING 300 20-22             | 0407-0103 |
| <b>SHERCO</b>                   |           |
| SM R 50 20-23                   | 0407-0090 |
| SE-R 125 18-21                  | 0407-0103 |
| SM 125 FACTORY 21               | 0407-0103 |
| ST 125 FACTORY 21-22            | 0407-0701 |
| ST 125 RACING 21                | 0407-0701 |
| ENDURO 2.5I 08-11               | 0407-0307 |
| SE-F-R 250 14-18                | 0407-0103 |
| SC F-R 250 19                   | 0407-0358 |
| SC-R 250 19                     | 0407-0358 |
| <b>SE-F-R 250</b>               |           |
| FACTORY 16-19                   | 0407-0103 |
| SE F-R FACTORY 21-23            | 0407-0358 |
| SE-R250 14-22                   | 0407-0103 |
| ST 250 FACTORY 21               | 0407-0701 |
| ST 250 RACING 21                | 0407-0701 |
| SE-R 250 SIX DAYS 18            | 0407-0103 |
| SE-F-R 300 14-18                | 0407-0103 |
| <b>300 SE-F-R</b>               |           |
| FACTORY 16-20                   | 0407-0103 |
| SE-R 300 14-21                  | 0407-0103 |
| <b>SE F-R 300</b>               |           |
| FACTORY 21-22                   | 0407-0358 |
| ST 300 FACTORY 21-22            | 0407-0701 |
| <b>ST 300 FACTORY</b>           |           |
| REPLICA 21                      | 0407-0701 |
| ST 300 RACING 21                | 0407-0701 |
| 300 SE-F-R SIX DAYS             | 0407-0103 |
| SE-F-R 450 15-19                | 0407-0103 |
| SC F-R 450 19-20                | 0407-0358 |
| <b>SE-F-R 450</b>               |           |
| FACTORY 16-19                   | 0407-0103 |
| SE-F-R-450 SIX DAYS 18          | 0407-0103 |

| FORK AND DUST SEAL KITS (CON'T) |           |
|---------------------------------|-----------|
| MAKE/MODEL/YEAR                 | PART #    |
| <b>SHERCO (CON'T)</b>           |           |
| SE F-R450 20                    | 0407-0358 |
| SE F-R450 21                    | 0407-0103 |
| <b>SE F-R450</b>                |           |
| FACTORY 20-21                   | 0407-0358 |
| SX 2.5I 10                      | 0407-0307 |
| ENDURO 3.0I 10-11               | 0407-0307 |
| ENDURO 4.5I 04-11               | 0407-0307 |
| <b>SUPERMOTARD</b>              |           |
| 4.5I 04-08                      | 0407-0307 |
| SEF 500 FACTORY 21              | 0407-0358 |
| SM 500 FACTORY 21               | 0407-0307 |
| ENDURO 5.1I 07-11               | 0407-0307 |
| <b>SUPERMOTARD</b>              |           |
| 5.1I 07-08                      | 0407-0307 |
| <b>SUZUKI</b>                   |           |
| RM60 03                         | 0407-0317 |
| RM65 03-05                      | 0407-0085 |
| RM80 77                         | 0407-0134 |
| RM80 79-85                      | 0407-0317 |
| RM80 86-88                      | 0407-0085 |
| RM80 89-01                      | 0407-0086 |
| RM85 02-22                      | 0407-0090 |
| RM85L 03-16                     | 0407-0090 |
| RM100 03                        | 0407-0089 |
| DRZ110 03-06                    | 0407-0317 |
| DR125 86-88                     | 0407-0086 |
| DR125SE 94-02                   | 0407-0086 |
| DS125 79-81                     | 0407-0317 |
| RM125 79-83                     | 0407-0135 |
| RM125 84-87                     | 0407-0178 |
| RM125 88                        | 0407-0096 |
| RM125 89                        | 0407-0097 |
| RM125 90                        | 0407-0174 |
| RM125 91-95                     | 0407-0179 |
| RM125 96-00                     | 0407-0101 |
| RM125 01-08                     | 0407-0099 |
| SP125 86-88                     | 0407-0086 |
| PE175 82-84                     | 0407-0135 |
| DR200 86-88                     | 0407-0086 |
| DR200 SE 96-17                  | 0407-0086 |
| DR200 S 18-20                   | 0407-0086 |
| SP200 86-88                     | 0407-0086 |
| DR250 90-93                     | 0407-0319 |
| DR250S 90-95                    | 0407-0319 |
| <b>DRZ250 CA MODEL</b>          |           |
| CV CARB 01-07                   | 0407-0319 |
| <b>DRZ250 NON CA</b>            |           |
| MODELS PUMPER CARB 01-07        | 0407-0319 |
| RM250 79-82                     | 0407-0135 |
| RM250 83-87                     | 0407-0178 |
| RM250 88                        | 0407-0096 |
| RM250 89-90                     | 0407-0174 |
| RM250 91-95                     | 0407-0179 |
| RM250 96-00                     | 0407-0101 |
| RM250 01-03                     | 0407-0098 |
| RM250 04-08                     | 0407-0099 |
| RMX250 89-90                    | 0407-0174 |
| RMX250 91-99                    | 0407-0179 |
| RMZ250 04-06                    | 0407-0103 |
| RMZ250 07-12                    | 0407-0099 |
| RMZ250 13-22                    | 0407-0103 |
| DR350 90-99                     | 0407-0319 |
| DR350SE 90-99                   | 0407-0319 |
| DRZ400E 00-03                   | 0407-0101 |
| DRZ400S 00-22                   | 0407-0101 |
| DRZ400SM 05-22                  | 0407-0099 |
| <b>DRZ400E CA MODEL</b>         |           |
| CV CARB 04-07                   | 0407-0101 |
| <b>DRZ400E NON CA</b>           |           |
| MODELS PUMPER CARB 04-07        | 0407-0101 |
| DRZ400K 00-03                   | 0407-0101 |
| DRZ400S 00-20                   | 0407-0101 |
| DRZ400SM 05-07                  | 0407-0099 |
| RM400 79-80                     | 0407-0135 |
| RMX450 10-11                    | 0407-0099 |
| RMZ450 05-12                    | 0407-0099 |

| FORK AND DUST SEAL KITS (CON'T) |           |
|---------------------------------|-----------|
| MAKE/MODEL/YEAR                 | PART #    |
| <b>SUZUKI (CON'T)</b>           |           |
| RMZ450 13-14                    | 0407-0103 |
| RMZ450 15-22                    | 0407-0101 |
| RM465 81-82                     | 0407-0178 |
| RM500 83-84                     | 0407-0178 |
| <b>DR650RS</b>                  |           |
| (EURO) 90-96                    | 0407-0093 |
| DR650SE 90-95                   | 0407-0093 |
| DR650SE 96-17                   | 0407-0178 |
| <b>TM</b>                       |           |
| EN 125 96-04                    | 0407-0104 |
| EN 125 09-11                    | 0407-0304 |
| MX 125 96-04                    | 0407-0104 |
| MX 125 09-11                    | 0407-0304 |
| SMR 125 09                      | 0407-0304 |
| EN 144 09-11                    | 0407-0304 |
| MX 144 09-11                    | 0407-0304 |
| EN 250 96-04                    | 0407-0104 |
| EN 250 09-11                    | 0407-0304 |
| EN 250F 02-04                   | 0407-0104 |
| EN 250F 09-11                   | 0407-0304 |
| MX 250 96-04                    | 0407-0104 |
| MX 250 09-11                    | 0407-0304 |
| MX 250F 02-04                   | 0407-0104 |
| MX 250F 09-11                   | 0407-0304 |
| EN 300 97-04                    | 0407-0104 |
| EN 300 09-11                    | 0407-0304 |
| MX 300 97-04                    | 0407-0104 |
| MX 300 09-11                    | 0407-0304 |
| EN 400F 02-03                   | 0407-0104 |
| MX 400F 02-03                   | 0407-0104 |
| EN 450F 04                      | 0407-0104 |
| EN 450F 09-11                   | 0407-0304 |
| MX 450F 04                      | 0407-0104 |
| MX 450F 09-11                   | 0407-0304 |
| EN 530F 02-04                   | 0407-0104 |
| EN 530F 09-11                   | 0407-0304 |
| MX 530F 02-04                   | 0407-0104 |
| MX 530F 09-11                   | 0407-0304 |
| <b>YAMAHA</b>                   |           |
| DT50 88-90                      | 0407-0083 |
| DT50 (SA) 98                    | 0407-0083 |
| YZ65 18-20                      | 0407-0089 |
| YZ80 79-82                      | 0407-0317 |
| YZ80 93-01                      | 0407-0089 |
| YZ85 02-23                      | 0407-0089 |
| YZ100 82-83                     | 0407-0088 |
| TTR110 08-23                    | 0407-0387 |
| DT X 125 (EURO) 05-06           | 0407-0093 |
| DT125 (EURO) 99-06              | 0407-0093 |
| TT125 00                        | 0407-0083 |
| TTR125 DRUM BRAKE 00-03         | 0407-0083 |
| TTR125E DRUM BRAKE 03-07        | 0407-0083 |
| TTR125L DISC BRAKE 00-07        | 0407-0083 |
| TTR125LE DISC BRAKE 03-07       | 0407-0083 |
| XTZ 125 (SA) 03-10              | 0407-0086 |
| YZ125 77-80                     | 0407-0088 |
| YZ125 81-83                     | 0407-0135 |
| YZ125 84                        | 0407-0094 |
| YZ125 85                        | 0407-0319 |
| YZ125 86-88                     | 0407-0178 |
| YZ125 89-90                     | 0407-0174 |
| YZ125 91-95                     | 0407-0177 |
| YZ125 96-03                     | 0407-0098 |
| YZ125 04-23                     | 0407-0103 |
| YZ125X 20-23                    | 0407-0103 |
| IT175 77-81                     | 0407-0088 |
| IT175 83                        | 0407-0135 |
| YZ175 76                        | 0407-0088 |
| RT180 95-98                     | 0407-0086 |
| BW200 85-88                     | 0407-0315 |
| IT200 84-86                     | 0407-0178 |
| TW200 TRAILWAY 87-23            | 0407-0315 |

| FORK AND DUST SEAL KITS (CON'T) |           |
|---------------------------------|-----------|
| MAKE/MODEL/YEAR                 | PART #    |
| <b>YAMAHA (CON'T)</b>           |           |
| WR200 92                        | 0407-0174 |
| TT225 86-87                     | 0407-0087 |
| TTR225 99-04                    | 0407-0087 |
| XT225 92-07                     | 0407-0087 |
| TTR230 05-17                    | 0407-0087 |
| TTR230 19-23                    | 0407-0087 |
| DT250 79                        | 0407-0088 |
| IT250 77-80                     | 0407-0088 |
| IT250 81-82                     | 0407-0135 |
| IT250 83                        | 0407-0178 |
| TT250 80-82                     | 0407-0088 |
| TTR250 99-06                    | 0407-0178 |
| WR250 91-97                     | 0407-0177 |
| WR250F 01-04                    | 0407-0098 |
| WR250F 05-21                    | 0407-0103 |
| WR250R DUAL SPORT 08-20         | 0407-0098 |
| WR250X SUPERMOTO 08-11          | 0407-0098 |
| XT250 84                        | 0407-0088 |
| XT250 08-23                     | 0407-0508 |
| YZ250 76                        | 0407-0088 |
| YZ250 77-80                     | 0407-0135 |
| YZ250 83-88                     | 0407-0178 |
| YZ250 89-90                     | 0407-0174 |
| YZ250 91-95                     | 0407-0177 |
| YZ250 96-03                     | 0407-0098 |
| YZ250 04-23                     | 0407-0103 |
| YZ250F 01-03                    | 0407-0098 |
| YZ250F 04-23                    | 0407-0103 |
| YZ250FX 15-21                   | 0407-0103 |
| YZ250X 16-23                    | 0407-0103 |
| TT350 86-87                     | 0407-0175 |
| XT350 85-00                     | 0407-0088 |
| IT400 76-79                     | 0407-0088 |
| WR400F 98-00                    | 0407-0098 |
| YZ400 76                        | 0407-0088 |
| YZ400 77-79                     | 0407-0135 |
| YZ400F 98-99                    | 0407-0098 |
| IT425 80                        | 0407-0088 |
| WR426F 01-02                    | 0407-0098 |
| YZ426F 00-02                    | 0407-0098 |
| WR450F 03-04                    | 0407-0098 |
| WR450F 05-23                    | 0407-0103 |
| YZ450F 03                       | 0407-0098 |
| YZ450F 04-23                    | 0407-0103 |
| YZ450FX 16-23                   | 0407-0103 |
| IT465 81-82                     | 0407-0135 |
| YZ465 80                        | 0407-0135 |
| IT490 83-84                     | 0407-0178 |
| YZ490 83-90                     | 0407-0178 |
| TT500 79-81                     | 0407-0088 |
| WR500 92-93                     | 0407-0177 |
| XT500 80-82                     | 0407-0088 |
| TT600 83-86                     | 0407-0178 |
| XT600E (EURO) 96-02             | 0407-0093 |

1 - 43MM USE 0407-0091/48MM USE 0407-0102



| FORK & DUST SEAL KIT DIMENSION CHART |                          |                      |
|--------------------------------------|--------------------------|----------------------|
| PART #                               | FORK SEAL DIMENSION      | DUST WIPER DIMENSION |
| 0407-0083                            | 30-40.5-10.5             | 30-40.7-11.5         |
| 0407-0085                            | 33-46.1/46.3-11          | 33-46.5-13           |
| 0407-0086                            | 35-48.15-11              | 35-48.5-12.5         |
| 0407-0087                            | 36-48.1/48.2-10.5        | 36-48.5-11.5         |
| 0407-0088                            | 36-48.1/48.2-10.5        | 36-48.5-9.5          |
| 0407-0089                            | 36-48.2-8/9              | 36-48.5-11.5         |
| 0407-0090                            | 37-50.05/50.35-11        | 37-50.5-12.5         |
| 0407-0091                            | 43-52.85/53-9.5          | 43-53.4-13           |
| 0407-0092                            | 32-42.05/42.2-6.5/9      | 32-42.4-12.5         |
| 0407-0093                            | 41-53.2-8/10.5           | 41-53.5-9.5          |
| 0407-0094                            | 43-54.0/54.2-11          | 43-54.5-13           |
| 0407-0095                            | 43-55.15/55.35-9.5/10    | 43-55.5-12           |
| 0407-0096                            | 43-55.15/55.35-9.5/10    | 43-55.5-9.5          |
| 0407-0097                            | 46-58.2-10               | 46-58.5-9.5          |
| 0407-0098                            | 46-58.19/58.25-9.5/10.25 | 46-58.5-14.25        |
| 0407-0099                            | 47-58.0/58.3-10          | 47-58.5-13.3         |
| 0407-0100                            | 35-47.0/47.3-10          | 35-47.5-11.5         |
| 0407-0101                            | 49-60.0/60.25-11         | 49-60.5-13.3         |
| 0407-0102                            | 48-57.85/58.0-9.5        | 48-58.5-12           |
| 0407-0103                            | 48-58.15/58.35-8.5/10    | 48-58.5-12           |
| 0407-0104                            | 45-58.05/58.25-11        | 45-58.5-12           |
| 0407-0134                            | 27-39.25-10.5            | 27-39.4-12.5         |
| 0407-0135                            | 38-50-10.5               | 38-50.5-9.5          |

| FORK & DUST SEAL KIT DIMENSION CHART |                     |                      |
|--------------------------------------|---------------------|----------------------|
| PART #                               | FORK SEAL DIMENSION | DUST WIPER DIMENSION |
| 0407-0143                            | 32-42.2/42.05-6.5/9 | 32-44.2-4.6/14       |
| 0407-0174                            | 41-53.2-8/10        | 41-53.5-12           |
| 0407-0175                            | 41-54.05/54.3-11    | 41-54.4-12.5         |
| 0407-0176                            | 43-54.2/54.3-9      | 43-54.5-13           |
| 0407-0177                            | 43-55-10.5          | 43-55.5-12           |
| 0407-0178                            | 43-55-10.5          | 43-55.5-9.5          |
| 0407-0179                            | 45-57.05/57.25-11   | 45-57.5-13.3         |
| 0407-0304                            | 50X63X11            | -                    |
| 0407-0305                            | 50X60X10.5          | -                    |
| 0407-0307                            | 46X58X10            | 46X58.5X14.25        |
| 0407-0315                            | 33X45X10.5          | -                    |
| 0407-0316                            | 39X52X11            | -                    |
| 0407-0317                            | 30X42X10.5          | 30X44X31             |
| 0407-0319                            | 43X54X11            | 43X53.3X13.3         |
| 0407-0356                            | 35X48X11            | -                    |
| 0407-0357                            | 35X46X11            | -                    |
| 0407-0358                            | 35X48X11            | -                    |
| 0407-0387                            | 31X43X10            | 31X43.5X13.8         |
| 0407-0508                            | 35X48X8/10          | 35X48.5X12.5         |
| 0450-0480                            | 31.7X33.7X14.7/33.1 | 36X8X29.95           |
| 0450-0481                            | 47.8X49.7X20-/49    | 49X52X15X34.95       |
| 0450-0482                            | 47.8X49.7X20-/49    | 49X52X15X34.95       |
| 0450-0483                            | 47.8X49.7X20-/49    | 49X52X15X34.95       |

### FORK BUSHING KITS

\$35<sup>95</sup> - \$54<sup>95</sup>

- Bushings dyno-tested to 500,000 strokes with less wear than OEM bushings
- Kit includes two slider bushings and two leg bushings
- Kit includes all copper washers and O-rings
- Kit includes two fork seal snap rings



| FORK BUSHING KITS       |           |
|-------------------------|-----------|
| MAKE/MODEL/YEAR         | PART #    |
| <b>BETA</b>             |           |
| RR 2T 125 RACE 21-23    | 0450-0149 |
| RR 2T 200 RACE 21-23    | 0450-0149 |
| <b>GAS GAS</b>          |           |
| MC 85 19/16 WHEEL 21-23 | 0450-0559 |
| MC125 21-23             | 0450-0587 |
| EX250F 21-23            | 0450-0587 |
| MC250F 21-23            | 0450-0587 |
| EX300 21-23             | 0450-0587 |
| EX350F 21-23            | 0450-0587 |
| EX450F 21-23            | 0450-0587 |
| MC450F 21-23            | 0450-0587 |
| <b>HONDA</b>            |           |
| CR80R 96-02             | 0450-0310 |
| CR80RB 97-02            | 0450-0310 |
| CR85R/RB 03-07          | 0450-0310 |
| CR125R 88-89            | 0450-0114 |
| CR125R 90-91            | 0450-0274 |
| CR125R 94-96            | 0450-0115 |
| CR125R 97-07            | 0450-0116 |
| CRF150R/RB 07-23        | 0450-0310 |
| XR200R 85-02            | 0450-0117 |
| CR250R 83-87            | 0450-0269 |
| CR250R 88               | 0450-0114 |
| CR250R 90-91            | 0450-0274 |
| CR250R 92-94            | 0450-0311 |
| CR250R 95               | 0450-0118 |
| CR250R 96               | 0450-0116 |
| CR250R 97-07            | 0450-0121 |
| CRF250R 04-08           | 0450-0121 |
| CRF250R 10-14           | 0450-0212 |
| CRF250R 15-17           | 0450-0313 |
| CRF250R 18-23           | 0450-0482 |
| CRF250RX 19-23          | 0450-0482 |
| CRF250X 04-17           | 0450-0121 |
| CRF250L 13-20           | 0450-0312 |

| FORK BUSHING KITS (CON'T) |           |
|---------------------------|-----------|
| MAKE/MODEL/YEAR           | PART #    |
| <b>HONDA (CON'T)</b>      |           |
| XR250R 96-04              | 0450-0270 |
| CRF300L 21-22             | 0450-0312 |
| CRF300L ABS 21-22         | 0450-0312 |
| CRF300LR 21-22            | 0450-0312 |
| CRF300LR ABS 21-22        | 0450-0312 |
| XR400R 96-97              | 0450-0269 |
| XR400R 98-04              | 0450-0271 |
| CRF450R 02-08             | 0450-0121 |
| CRF450R 09-16             | 0450-0161 |
| CRF450R 17-23             | 0450-0482 |
| CRF450RL 21-23            | 0450-0482 |
| CRF450 RWE 19-23          | 0450-0482 |
| CRF450RX 17-23            | 0450-0482 |
| CRF450X 05-17             | 0450-0121 |
| CRF450X 19-23             | 0450-0482 |
| CRF450L 19-20             | 0450-0482 |
| CR500R 88                 | 0450-0114 |
| CR500R 90-91              | 0450-0274 |
| XR600R 88-00              | 0450-0269 |
| XR650L 93-22              | 0450-0269 |
| <b>HUSABERG</b>           |           |
| FE250 14                  | 0450-0314 |
| TE250 11                  | 0450-0209 |
| TE250 12                  | 0450-0235 |
| TE250 14                  | 0450-0314 |
| TE300 11                  | 0450-0209 |
| TE300 12                  | 0450-0235 |
| TE300 14                  | 0450-0314 |
| FE350 14                  | 0450-0314 |
| 390FE 10-11               | 0450-0209 |
| 450FC 03-04               | 0450-0210 |
| 450FC 05                  | 0450-0140 |
| 450FE 04                  | 0450-0210 |
| 450FE 05-08               | 0450-0140 |
| 450FE 09-11               | 0450-0209 |
| FE450 14                  | 0450-0314 |

| FORK BUSHING KITS (CON'T) |           |
|---------------------------|-----------|
| MAKE/MODEL/YEAR           | PART #    |
| <b>HUSABERG (CON'T)</b>   |           |
| 450FE-E 03                | 0450-0210 |
| 450FS-C 03-04             | 0450-0210 |
| 450FS-C 05-06             | 0450-0140 |
| 450FS-E 03-04             | 0450-0210 |
| 450FS-E 05-08             | 0450-0140 |
| 450FX 10-11               | 0450-0209 |
| 450FX-E 03                | 0450-0210 |
| FE501 14                  | 0450-0314 |
| 550FE 07-08               | 0450-0140 |
| 550FS-E 07                | 0450-0140 |
| 570FE 09-11               | 0450-0209 |
| 570FS 10-11               | 0450-0209 |
| 650FC 04                  | 0450-0210 |
| 650FC 05                  | 0450-0140 |
| 650FE 04                  | 0450-0210 |
| 650FE 05-08               | 0450-0140 |
| 650FS-C 04                | 0450-0210 |
| 650FS-C 05-08             | 0450-0140 |
| 650FS-E 04                | 0450-0210 |
| 650FS-E 05-08             | 0450-0140 |
| <b>HUSQVARNA</b>          |           |
| TC85 14-17                | 0450-0315 |
| TC 85 18-23               | 0450-0559 |
| TC 85 BW 19-23            | 0450-0559 |
| CR125 10-13               | 0450-0149 |
| TC 125 14                 | 0450-0235 |
| TC 125 15-17              | 0450-0314 |
| TC 125 18-20              | 0450-0345 |
| TC 125 21-23              | 0450-0587 |
| TE 125 15-16              | 0450-0314 |
| TE150 I 20-22             | 0450-0345 |
| WR125 10-13               | 0450-0149 |
| TE 150 17                 | 0450-0314 |
| TE 150 I 20-21            | 0450-0345 |
| FC 250 14                 | 0450-0235 |
| FC 250 15-16              | 0450-0314 |
| FC 250 17-20              | 0450-0345 |
| FC 250 21-23              | 0450-0587 |
| FE 250 14                 | 0450-0235 |
| FE 250 15-16              | 0450-0314 |
| FE 250 17-20              | 0450-0345 |
| TC250 10-13               | 0450-0149 |
| TC 250 14                 | 0450-0235 |
| TC 250 15-16              | 0450-0314 |
| TC 250 17-20              | 0450-0345 |
| TC 250 21-23              | 0450-0587 |
| FE 250 14                 | 0450-0235 |
| FE 250 15-16              | 0450-0314 |
| FE 250 17-20              | 0450-0345 |
| TC250 10-13               | 0450-0149 |
| TC 250 14                 | 0450-0235 |
| TC 250 15-16              | 0450-0314 |
| TC 250 17-20              | 0450-0345 |
| TC 250 21-23              | 0450-0587 |
| TE250 10-13               | 0450-0149 |
| TE 250 14                 | 0450-0235 |
| TE 250 15-16              | 0450-0314 |
| TE 250 17-20              | 0450-0345 |

| FORK BUSHING KITS (CON'T)    |           |
|------------------------------|-----------|
| MAKE/MODEL/YEAR              | PART #    |
| <b>HUSQVARNA (CON'T)</b>     |           |
| TE 250 TPI 18-19             | 0450-0345 |
| TXC250 10-13                 | 0450-0149 |
| WR250 10-13                  | 0450-0149 |
| TE 300 14                    | 0450-0235 |
| TE 300 15-16                 | 0450-0314 |
| TX 300 17-19                 | 0450-0345 |
| TX 300 I 21-22               | 0450-0587 |
| TE 300 TPI 20                | 0450-0345 |
| WR300 10-13                  | 0450-0149 |
| TE310 10-13                  | 0450-0149 |
| TXC310 12-13                 | 0450-0149 |
| FC 350 14                    | 0450-0235 |
| FC 350 15-16                 | 0450-0314 |
| FC 350 17-19                 | 0450-0345 |
| FC 350 21-23                 | 0450-0587 |
| FE 350 14                    | 0450-0235 |
| FE 350 15-16                 | 0450-0314 |
| FE 350 17-20                 | 0450-0345 |
| FE 350S 15-16                | 0450-0314 |
| FE350S 20                    | 0450-0345 |
| FX 350 17-20                 | 0450-0345 |
| FX 350 22                    | 0450-0587 |
| FC 450 14                    | 0450-0235 |
| FC 450 15-16                 | 0450-0314 |
| FC 450 17-20                 | 0450-0345 |
| FC 450 ROCKSTAR EDITON 18-19 | 0450-0345 |
| FC 450 21-23                 | 0450-0587 |
| FE 450 14                    | 0450-0235 |
| FE 450 16-20                 | 0450-0345 |
| FS 450 18-20                 | 0450-0345 |
| FX 450 18-20                 | 0450-0345 |
| FX 450 21-23                 | 0450-0587 |
| SM450 10                     | 0450-0149 |
| TC450 10-13                  | 0450-0149 |
| TE450 10-13                  | 0450-0149 |
| TXC450 10-13                 | 0450-0149 |
| FE 501 14                    | 0450-0235 |
| FE 501 15                    | 0450-0314 |
| FE 501 16-20                 | 0450-0345 |
| FE 501S 15-16                | 0450-0314 |
| FE501S 20                    | 0450-0345 |
| SM510 10                     | 0450-0149 |
| TE510 10                     | 0450-0149 |
| TXC510 10                    | 0450-0149 |
| TE/TXC 511 12-13             | 0450-0149 |
| <b>KAWASAKI</b>              |           |
| KX65 00-23                   | 0450-0480 |

CONTINUED ON NEXT PAGE

- APPAREL
- HELMETS & GOGGLES
- RIDER ARMOR
- OUTERWEAR
- YOUTH
- LUGGAGE & PACKS
- BIKE BODY
- BIKE CONTROLS
- BIKE SUSPENSION
- BIKE BRAKING
- BIKE DRIVE
- BIKE BEARINGS
- BIKE ENGINE
- BIKE ELECTRICAL
- BIKE EXHAUST
- BIKE WHEELS
- BICYCLE
- GARAGE & PROMO
- SIZING CHART

| FORK BUSHING KITS (CON'T)                |           |
|--|-----------|
| MAKE/MODEL/YEAR                          | PART #    |
| <b>KAWASAKI (CON'T)</b>                  |           |
| KX80 98-00                               | 0450-0143 |
| KX80 BIG WHEEL 92-94                     | 0450-0143 |
| KX85 01-23                               | 0450-0143 |
| KX85 BIG WHEEL 01-19                     | 0450-0143 |
| KX100 95-20                              | 0450-0143 |
| KX112 22                                 | 0450-0143 |
| KX125 84-88                              | 0450-0136 |
| KX125 91-95                              | 0450-0150 |
| KX125 96-01                              | 0450-0116 |
| KX125 02-03                              | 0450-0147 |
| KX125 04-05                              | 0450-0148 |
| KLX140 17-23                             | 0450-0480 |
| KLX140G 17-20                            | 0450-0480 |
| KLX 140L 17-22                           | 0450-0480 |
| KDX200 86-92                             | 0450-0136 |
| KDX200 95-06                             | 0450-0144 |
| KDX220 97-05                             | 0450-0144 |
| KDX250 91-94                             | 0450-0145 |
| KL250 SUPER SHERPA 00-10                 | 0450-0117 |
| KLX230 20-23                             | 0450-0664 |
| KLX230 ABS 21                            | 0450-0664 |
| KLX230R 20-23                            | 0450-0664 |
| KLX230S 22-23                            | 0450-0664 |
| KLX230S ABS 22-23                        | 0450-0664 |
| KLX250R 94-96                            | 0450-0145 |
| KLX250S 06-14                            | 0450-0145 |
| KLX250S 18-20                            | 0450-0145 |
| KLX250SF 09-10                           | 0450-0145 |
| KX250 83-88                              | 0450-0136 |
| KX250 91-95                              | 0450-0150 |
| KX250 96-01                              | 0450-0116 |
| KX250 02-03                              | 0450-0147 |
| KX250 04-07                              | 0450-0148 |
| KX250F 04-05                             | 0450-0148 |
| KX250F 06-12                             | 0450-0119 |
| KX250F 13-19                             | 0450-0316 |
| KX 250 20-23                             | 0450-0588 |
| KX 250X 21-23                            | 0450-0588 |
| KLX300(R) 97-23                          | 0450-0145 |
| KLX300 22-23                             | 0450-0145 |
| KLX300 SM 21-23                          | 0450-0145 |
| KLX400R / SR NON CALIFORNIA MODELS 00-04 | 0450-0578 |
| KLX450R 08-09                            | 0450-0149 |
| KX450F 06-07                             | 0450-0149 |
| KX450F 08-12                             | 0450-0161 |
| KX450F 15-18                             | 0450-0481 |
| KX450 19-23                              | 0450-0517 |
| KX 450X 21-23                            | 0450-0517 |
| KX450 SR 23                              | 0450-0517 |
| KX500 83-88                              | 0450-0136 |
| KX500 91-96                              | 0450-0150 |
| KX500 97-04                              | 0450-0116 |
| KL650 E (KL6R) 08-18                     | 0450-0272 |
| KLX650 C 93-96                           | 0450-0145 |
| KLX650D1 96                              | 0450-0145 |
| KLX650R 93-96                            | 0450-0145 |
| <b>KTM</b>                               |           |
| SX 85 03-13                              | 0450-0138 |
| SX 85 14-17                              | 0450-0315 |
| SX 85 18-23                              | 0450-0559 |
| SX 85 BW 18-23                           | 0450-0559 |
| SX 85 BW 13                              | 0450-0138 |
| SX 85 BW 14-16                           | 0450-0315 |
| SXS 85 13-14                             | 0450-0138 |
| XC 85 08-09                              | 0450-0138 |
| SX 105 06-11                             | 0450-0138 |
| XC 105 08-09                             | 0450-0138 |
| EXC 125 00-01                            | 0450-0139 |
| EXC 125 03-04                            | 0450-0210 |
| EXC 125 05-09                            | 0450-0140 |
| SX 125 00-01                             | 0450-0139 |
| SX 125 03-04                             | 0450-0210 |

| FORK BUSHING KITS (CON'T)   |           |
|-----------------------------|-----------|
| MAKE/MODEL/YEAR             | PART #    |
| <b>KTM (CON'T)</b>          |           |
| SX 125 05-07                | 0450-0140 |
| SX 125 08-12                | 0450-0208 |
| SX 125 13-14                | 0450-0235 |
| SX 125 15-16                | 0450-0314 |
| SX 125 17-20                | 0450-0345 |
| SX 125 21-23                | 0450-0587 |
| SXS 125 04                  | 0450-0210 |
| XC 125 21-23                | 0450-0587 |
| SX 144 07-08                | 0450-0208 |
| SX 150 09-11                | 0450-0208 |
| SX 150 12-14                | 0450-0235 |
| SX 150 15-16                | 0450-0314 |
| SX 150 17-20                | 0450-0345 |
| SX 150 21-22                | 0450-0587 |
| XC 150 10-11                | 0450-0208 |
| XC 150 12-14                | 0450-0235 |
| XC-W 150 18-19              | 0450-0345 |
| XC-W 150 TPI 20-22          | 0450-0345 |
| EXC 200 00-01               | 0450-0139 |
| EXC 200 03-04               | 0450-0210 |
| EXC 200 05                  | 0450-0140 |
| MXC 200 00-01               | 0450-0139 |
| MXC 200 03                  | 0450-0210 |
| SX 200 00-02                | 0450-0139 |
| SX 200 03-04                | 0450-0210 |
| XC 200 06-07                | 0450-0140 |
| XC 200 08-09                | 0450-0208 |
| XC-W 200 06-07              | 0450-0140 |
| XC-W 200 08                 | 0450-0208 |
| XC-W 200 09-15              | 0450-0209 |
| XC-W 200 16                 | 0450-0345 |
| EXC 250 00-01               | 0450-0139 |
| EXC 250 03-05               | 0450-0210 |
| EXC-G 250 RACING 02         | 0450-0139 |
| EXC-G 250 RACING 03-04      | 0450-0210 |
| EXC-G 250 RACING 05         | 0450-0140 |
| MXC 250 00-01               | 0450-0139 |
| SX 250 00-01                | 0450-0139 |
| SX 250 03-04                | 0450-0210 |
| SX 250 05-07                | 0450-0140 |
| SX 250 08-11                | 0450-0208 |
| SX 250 12-14                | 0450-0235 |
| SX 250 15-16                | 0450-0314 |
| SX 250 17-20                | 0450-0345 |
| SX 250 21-22                | 0450-0587 |
| SX-F 250 05-07              | 0450-0140 |
| SX-F 250 08-11              | 0450-0208 |
| SX-F 250 12-14              | 0450-0235 |
| SX-F 250 15-16              | 0450-0314 |
| SX-F 250 17-20              | 0450-0345 |
| SX-F 250 21-23              | 0450-0587 |
| 250 SX-F FACTORY EDITION 15 | 0450-0314 |
| SXS 250 01                  | 0450-0139 |
| SXS 250 03-04               | 0450-0210 |
| XC 250 06-07                | 0450-0140 |
| XC 250 08-11                | 0450-0208 |
| XC 250 12-14                | 0450-0235 |
| XC 250 15-16                | 0450-0314 |
| XC 250 17-18                | 0450-0345 |
| XC-250 TPI 20               | 0450-0345 |
| XC 250 TPI 21-22            | 0450-0587 |
| XC-F 250 07                 | 0450-0140 |
| XC-F 250 08-09              | 0450-0208 |
| XC-F 250 11-14              | 0450-0235 |
| XC-F 250 15-16              | 0450-0314 |
| XC-F 250 17-20              | 0450-0345 |
| XC-F 250 21-23              | 0450-0587 |
| XC-FW 250 06-07             | 0450-0140 |
| XC-FW 250 08                | 0450-0208 |
| XC-FW 250 09-11             | 0450-0140 |
| XC-FW 250 12-15             | 0450-0209 |
| XC-W 250 06-07              | 0450-0140 |
| XC-W 250 08                 | 0450-0208 |
| XC-W 250 09                 | 0450-0140 |

| FORK BUSHING KITS (CON'T)       |           |
|---------------------------------|-----------|
| MAKE/MODEL/YEAR                 | PART #    |
| <b>KTM (CON'T)</b>              |           |
| XC-W 250 10-11                  | 0450-0208 |
| XC-W 16-18                      | 0450-0345 |
| XC-W 250 12-15                  | 0450-0209 |
| XC-W 250 TPI 18-22              | 0450-0345 |
| EXC 300 00-01                   | 0450-0139 |
| EXC 300 03-05                   | 0450-0210 |
| MXC 300 00-01                   | 0450-0139 |
| MXC 300 03-05                   | 0450-0210 |
| XC 300 06-07                    | 0450-0140 |
| XC 300 08-11                    | 0450-0208 |
| XC 300 12-14                    | 0450-0235 |
| XC 300 15-16                    | 0450-0314 |
| XC 300 17-19                    | 0450-0345 |
| XC 300 23                       | 0450-0587 |
| XC-W 300 06-11                  | 0450-0140 |
| XC-W 300 12-15                  | 0450-0209 |
| XC-W 300 SIX DAYS 15            | 0450-0314 |
| XC-W 300 SIX DAYS 17-18         | 0450-0140 |
| XC-W 300 TPI 19-22              | 0450-0345 |
| XC-W 300 TPI ERZBERGDEED 20     | 0450-0345 |
| XC-W 300 SIX DAYS 20            | 0450-0345 |
| EXC-F 350 12-15                 | 0450-0209 |
| EXC-F 350 16-22                 | 0450-0345 |
| SX-F 350 11                     | 0450-0208 |
| SX-F 350 12-14                  | 0450-0235 |
| SX-F 350 15-16                  | 0450-0314 |
| SX-F 350 17-20                  | 0450-0345 |
| SX-F 350 21-22                  | 0450-0587 |
| XC-F 350 11-14                  | 0450-0235 |
| XC-F 350 15-16                  | 0450-0314 |
| XC-F 350 17-20                  | 0450-0345 |
| XC-FW 350 12-15                 | 0450-0209 |
| XC-FW 350 SIX DAYS 15           | 0450-0314 |
| XC-FW 350 20-22                 | 0450-0587 |
| EXC 380 00-01                   | 0450-0139 |
| MXC 380 00-01                   | 0450-0139 |
| SX 380 00-01                    | 0450-0139 |
| EXC 400 00-02                   | 0450-0139 |
| EXC-G 400 04                    | 0450-0210 |
| EXC-G 400 05-06                 | 0450-0140 |
| LC4-E 400 00-01                 | 0450-0139 |
| MXC 400 01-02                   | 0450-0139 |
| SC 400 00                       | 0450-0139 |
| SX 400 00-01                    | 0450-0139 |
| SXC 400 00                      | 0450-0139 |
| XC-W 400 07-10                  | 0450-0140 |
| EXC 450 03-04                   | 0450-0210 |
| EXC 450 07-11                   | 0450-0209 |
| EXC-G 450 03-04                 | 0450-0210 |
| EXC-G 450 05-07                 | 0450-0140 |
| EXC-F 450 SIX DAYS 17-19        | 0450-0345 |
| EXC-F 450 20                    | 0450-0345 |
| EXC-R 450 08                    | 0450-0209 |
| MXC-G 450 03-04                 | 0450-0210 |
| MXC-G 450 05                    | 0450-0140 |
| SMR 450 05-07                   | 0450-0140 |
| SMS 450 03                      | 0450-0210 |
| SMR 450 21                      | 0450-0587 |
| SX 450 03-04                    | 0450-0210 |
| SX 450 05-06                    | 0450-0140 |
| SX-F 450 07                     | 0450-0140 |
| SX-F 450 08-11                  | 0450-0208 |
| SX-F 450 12-14                  | 0450-0235 |
| SX-F 450 15-16                  | 0450-0314 |
| SX-F 450 17-20                  | 0450-0345 |
| SX-F 450 21-23                  | 0450-0587 |
| 450 SX-F FACTORY EDITION 15     | 0450-0314 |
| 450 SX-F FACTORY EDITION 16-17  | 0450-0345 |
| 450 SX-F FACTORY ADDITION 18-20 | 0450-0345 |
| SX-F 450 FACTORY ADDITION 21-23 | 0450-0587 |

| FORK BUSHING KITS (CON'T)     |           |
|-------------------------------|-----------|
| MAKE/MODEL/YEAR               | PART #    |
| <b>KTM (CON'T)</b>            |           |
| SXS 450 03-04                 | 0450-0210 |
| XC 450 04                     | 0450-0210 |
| XC 450 06-07                  | 0450-0140 |
| XC-F 450 08-09                | 0450-0208 |
| XC-F 450 13-14                | 0450-0235 |
| XC-F 450 15-16                | 0450-0314 |
| XC-F 450 17-20                | 0450-0345 |
| XC-F 450 21-22                | 0450-0587 |
| XCR-W 450 08                  | 0450-0209 |
| XC-W 450 07                   | 0450-0140 |
| XC-W 450 08                   | 0450-0209 |
| XC-W 450 SIX DAYS 10          | 0450-0140 |
| XC-W 450 09-11                | 0450-0140 |
| XC-W 450 12-15                | 0450-0209 |
| EXC 500 12-15                 | 0450-0209 |
| EXC-F 500 17-22               | 0450-0345 |
| XC-W 500 12-15                | 0450-0209 |
| EXC-F 500 17-23               | 0450-0345 |
| EXC-F 500 SIX DAYS 20-23      | 0450-0345 |
| XC-FW 500 20-22               | 0450-0345 |
| SX-F 505 08                   | 0450-0208 |
| XC-F 505 08-09                | 0450-0208 |
| EXC 520 00-02                 | 0450-0139 |
| MXC 520 01-02                 | 0450-0139 |
| SX 520 00-01                  | 0450-0139 |
| EXC 525 03-04                 | 0450-0210 |
| EXC 525 05-07                 | 0450-0140 |
| MXC-G 525 03-04               | 0450-0210 |
| MXC-G 525 05                  | 0450-0140 |
| SMR 525 05                    | 0450-0140 |
| SX 525 03-04                  | 0450-0210 |
| SX 525 05-06                  | 0450-0140 |
| XC 525 06-07                  | 0450-0140 |
| XC-W 525 07                   | 0450-0140 |
| EXC 530 09-11                 | 0450-0209 |
| EXC-R 530 08                  | 0450-0209 |
| XCR-W 530 08                  | 0450-0209 |
| XC-W 530 09-11                | 0450-0209 |
| SXS 540 01                    | 0450-0139 |
| SXS 540 03-04                 | 0450-0210 |
| SXS 540 05-06                 | 0450-0140 |
| SMR 560 06-07                 | 0450-0140 |
| SMC 625 04-06                 | 0450-0140 |
| SXC 625 05                    | 0450-0140 |
| LC4 640 05                    | 0450-0140 |
| SC SUPER MOTO 640 00-01       | 0450-0139 |
| 660 RALLY FACTORY REPL. 06-07 | 0450-0209 |
| 660 RALLY FACTORY REPL. 08-09 | 0450-0235 |
| ENDURO 690 08                 | 0450-0209 |
| ENDURO R 690 09-10            | 0450-0209 |
| ADVENTURE 950 04              | 0450-0210 |
| ADVENTURE 950 05-06           | 0450-0140 |
| SUPER ENDURO 950 07           | 0450-0140 |
| SUPERMOTO 950 05-06           | 0450-0140 |
| ADVENTURE 990 07-13           | 0450-0209 |
| <b>SUZUKI</b>                 |           |
| RM65 03-05                    | 0450-0480 |
| RM80 86-88                    | 0450-0480 |
| RM85 02-22                    | 0450-0310 |
| RM85L 03-16                   | 0450-0310 |
| RM125 84-88                   | 0450-0118 |
| RM125 91                      | 0450-0274 |
| RM125 05-08                   | 0450-0119 |
| RM250 83-88                   | 0450-0118 |
| RM250 91                      | 0450-0274 |
| RM250 92-93                   | 0450-0275 |
| RM250 05-08                   | 0450-0121 |
| RMX250 91                     | 0450-0274 |
| RMZ250 07-12                  | 0450-0119 |
| RMZ250 13-15                  | 0450-0316 |
| RMZ250 16-18                  | 0450-0561 |

| FORK BUSHING KITS (CON'T)                     |           |
|---|-----------|
| MAKE/MODEL/YEAR                               | PART #    |
| <b>SUZUKI (CON'T)</b>                         |           |
| RMZ 250 19-22                                 | 0450-0589 |
| DR-Z400 E 00-03                               | 0450-0578 |
| DRZ400SM 05-22                                | 0450-0219 |
| DR-Z400S 00-22                                | 0450-0578 |
| DR-Z400E CA MODEL<br>CV CARB 04-07            | 0450-0578 |
| DR-Z400E NON CA<br>MODELS PUMER<br>CARB 04-07 | 0450-0578 |
| DR-Z400K 00-03                                | 0450-0578 |
| RMX450 10-11                                  | 0450-0119 |
| RMX450Z 17                                    | 0450-0119 |
| RMZ450 05-12                                  | 0450-0119 |
| RMZ450 13-14                                  | 0450-0316 |
| RMZ450 15-17                                  | 0450-0481 |
| RMZ450 18-22                                  | 0450-0483 |
| DR650SE 96-20                                 | 0450-0129 |
| <b>YAMAHA</b>                                 |           |
| YZ65 18-23                                    | 0450-0135 |

| FORK BUSHING KITS (CON'T) |           |
|---------------------------|-----------|
| MAKE/MODEL/YEAR           | PART #    |
| <b>YAMAHA (CON'T)</b>     |           |
| YZ80 93-01                | 0450-0135 |
| YZ85 02-23                | 0450-0135 |
| YZ125 86-88               | 0450-0136 |
| YZ125 91-92               | 0450-0136 |
| YZ125 93-95               | 0450-0118 |
| YZ125 96-03               | 0450-0116 |
| YZ125 04                  | 0450-0137 |
| YZ125 05-17               | 0450-0149 |
| YZ 125 18-21              | 0450-0344 |
| YZ 125X 20-22             | 0450-0344 |
| YZ 125X 23                | 0450-0149 |
| IT200 84-86               | 0450-0136 |
| WR200 92                  | 0450-0270 |
| IT250 83                  | 0450-0136 |
| TTR250 99-06              | 0450-0144 |
| WR250 92-93               | 0450-0136 |
| WR250 94-97               | 0450-0118 |
| WR250F 01-03              | 0450-0116 |

| FORK BUSHING KITS (CON'T)  |           |
|----------------------------|-----------|
| MAKE/MODEL/YEAR            | PART #    |
| <b>YAMAHA (CON'T)</b>      |           |
| WR250F 06-14               | 0450-0137 |
| WR250F 15-17               | 0450-0149 |
| WR250R DUAL<br>SPORT 08-20 | 0450-0116 |
| WR250X SUPERMOTO<br>08-11  | 0450-0116 |
| YZ250 82-88/91-92          | 0450-0136 |
| YZ250 93-95                | 0450-0118 |
| YZ250 96-03                | 0450-0116 |
| YZ250 04                   | 0450-0137 |
| YZ250 05-16                | 0450-0149 |
| YZ250 17-21                | 0450-0344 |
| YZ250 22-23                | 0450-0149 |
| YZ250F 01-03               | 0450-0116 |
| YZ250F 04                  | 0450-0137 |
| YZ250F 05-17               | 0450-0149 |
| YZ250FX 15                 | 0450-0149 |
| YZ250X 17-23               | 0450-0149 |
| WR400F 98-00               | 0450-0116 |

| FORK BUSHING KITS (CON'T) |           |
|---------------------------|-----------|
| MAKE/MODEL/YEAR           | PART #    |
| <b>YAMAHA (CON'T)</b>     |           |
| YZ400F 98-99              | 0450-0116 |
| WR426F 01-02              | 0450-0116 |
| YZ426F 00-02              | 0450-0116 |
| WR450F 03                 | 0450-0116 |
| WR450F 05-11              | 0450-0137 |
| WR450F 12-15              | 0450-0161 |
| YZ450F 03                 | 0450-0116 |
| YZ450F 04                 | 0450-0137 |
| YZ450F 05-09              | 0450-0149 |
| YZ450F 10-21              | 0450-0161 |
| YZ465 81                  | 0450-0136 |
| IT490 83-84               | 0450-0136 |
| WR490 82-90               | 0450-0136 |
| WR500 92-93               | 0450-0118 |
| TT600 85-86               | 0450-0118 |

| FORK BUSHING KIT DIMENSIONS |               |         |        |               |        |        |
|-----------------------------|---------------|---------|--------|---------------|--------|--------|
| PART #                      | INNER BUSHING |         |        | OUTER BUSHING |        |        |
|                             | ID (MM)       | OD (MM) | W (MM) | ID(MM)        | OD(MM) | W (MM) |
| 0450-0114                   | 41.9          | 43.7    | 19.8   | 43.1          | 47     | 11.8   |
| 0450-0115                   | 41.9          | 43.7    | 19.8   | 43.1          | 47     | 11.8   |
| 0450-0116                   | 44.7          | 46.7    | 19.8   | 46.1          | 50     | 11.8   |
| 0450-0117                   | 34.9          | 36.7    | 19.8   | 36.1          | 40     | 11.8   |
| 0450-0118                   | 41.9          | 43.7    | 19.8   | 43.1          | 47     | 11.8   |
| 0450-0119                   | 45.7          | 47.7    | 19.8   | 47.1          | 51     | 14.8   |
| 0450-0121                   | 45.7          | 47.7    | 19.8   | 47.1          | 51     | 14.8   |
| 0450-0129                   | 41.9          | 43.7    | 19.8   | 43.1          | 47     | 11.8   |
| 0450-0135                   | 34.9          | 36.7    | 19.8   | 36.1          | 40     | 11.8   |
| 0450-0136                   | 41.9          | 43.7    | 19.8   | 43.1          | 47     | 11.8   |
| 0450-0137                   | 46.8          | 48.8    | 19.8   | 48.1          | 52     | 14.8   |
| 0450-0138                   | 41.9          | 43.7    | 19.8   | 43.1          | 47     | 11.8   |
| 0450-0139                   | 41.9          | 43.7    | 19.8   | 43.1          | 47     | 19.8   |
| 0450-0140                   | 46.8          | 48.8    | 19.8   | 48.1          | 52     | 11.8   |
| 0450-0143                   | 34.9          | 36.7    | 19.8   | 36.1          | 40     | 11.8   |
| 0450-0144                   | 41.9          | 43.7    | 19.8   | 43.1          | 47     | 11.8   |
| 0450-0145                   | 41.9          | 43.7    | 19.8   | 43.1          | 47     | 11.8   |
| 0450-0147                   | 46.8          | 48.8    | 19.8   | 48.1          | 52     | 11.8   |
| 0450-0148                   | 46.8          | 48.8    | 19.8   | 48.1          | 52     | 14.8   |
| 0450-0149                   | 46.8          | 48.8    | 19.8   | 48.1          | 52     | 14.8   |

| FORK BUSHING KIT DIMENSIONS |               |         |        |               |        |        |
|-----------------------------|---------------|---------|--------|---------------|--------|--------|
| PART #                      | INNER BUSHING |         |        | OUTER BUSHING |        |        |
|                             | ID (MM)       | OD (MM) | W (MM) | ID(MM)        | OD(MM) | W (MM) |
| 0450-0150                   | 41.9          | 43.7    | 19.8   | 43.1          | 47     | 11.8   |
| 0450-0161                   | 46.8          | 48.8    | 19.8   | 48.1          | 52     | 14.8   |
| 0450-0208                   | 46.8          | 48.8    | 19.8   | 48.1          | 52     | 11.8   |
| 0450-0209                   | 46.8          | 48.8    | 19.8   | 48.1          | 52     | 11.8   |
| 0450-0210                   | 46.8          | 48.8    | 19.8   | 48.1          | 52     | 11.8   |
| 0450-0212                   | 46.8          | 48.8    | 19.8   | 48.1          | 52     | 14.8   |
| 0450-0219                   | 45.7          | 47      | 19.8   | 47.1          | 51     | 14.8   |
| 0450-0235                   | 48.1          | 52      | 12     | 46.8          | 48.8   | 20     |
| 0450-0269                   | 41.7          | 43.6    | 14.8   | 43.1          | 47     | 11.8   |
| 0450-0270                   | 39.7          | 41.6    | 19.8   | 41.1          | 45     | 11.8   |
| 0450-0271                   | 41.7          | 43.6    | 19.8   | 43.1          | 47     | 14.8   |
| 0450-0272                   | 38.8          | 40.7    | 19.8   | 41.1          | 45     | 11.8   |
| 0450-0274                   | 43.7          | 46.6    | 19.8   | 45.1          | 49     | 14.8   |
| 0450-0310                   | 37.2          | 41      | 12     | -             | -      | -      |
| 0450-0311                   | 41.5          | 44.5    | 19.7   | 43.1          | 47     | 12     |
| 0450-0313                   | 49            | 52      | 15     | -             | -      | -      |
| 0450-0314                   | 46.8          | 48.8    | 20     | 48.1          | 52     | 12     |
| 0450-0315                   | 41.9          | 43.7    | 20     | 43.1          | 47     | 12     |
| 0450-0316                   | 46.8          | 48.8    | 20     | 48.1          | 52     | 15     |
| 0450-0345                   | 48.1          | 52      | 12     | 46.8          | 48.8   | 20     |



MASON SEMMENS

APPAREL

HELMETS &  
GOOGLES

RIDER  
ARMOR

OUTERWEAR

YOUTH

LUGGAGE &  
PACKS

BIKE  
BODY

BIKE  
CONTROLS

BIKE  
SUSPENSION

BIKE  
BRAKING

BIKE  
DRIVE

BIKE  
BEARINGS

BIKE  
ENGINE

BIKE  
ELECTRICAL

BIKE  
EXHAUST

BIKE  
WHEELS

BICYCLE

GARAGE  
& PROMO

SIZING  
CHART



**SLIDE BUSHING SETS**

**\$16.<sup>95</sup>**

- A direct replacement to the OEM fitment and standards
- Manufactured from hardened steel and coated with copper for added protection
- Contact surfaces are a PTFE material designed to give low friction on moving parts

**NEW**



**SLIDE BUSHING SETS**

| MAKE/MODEL/YEAR | DIMENSIONS      | PART #    |
|-----------------|-----------------|-----------|
| <b>HONDA</b>    |                 |           |
| CRF450R 22      | 49.7 X 20 X 1.0 | 0413-0151 |
| CRF450RX 17-21  | 49.7 X 20 X 1.0 | 0413-0151 |
| CRF450WE 19-21  | 49.7 X 20 X 1.0 | 0413-0151 |
| CRF450X 18-20   | 49.7 X 20 X 1.0 | 0413-0151 |
| <b>KAWASAKI</b> |                 |           |
| KX450F 15-22    | 49.7 X 20 X 1.0 | 0413-0151 |
| KX450XC 21-22   | 49.7 X 20 X 1.0 | 0413-0151 |
| <b>SUZUKI</b>   |                 |           |
| RM-Z 450 15-22  | 49.7 X 20 X 1.0 | 0413-0151 |

**GUIDE BUSHING SETS**

**\$18.<sup>95</sup>**

- Direct replacement to the OEM parts
- Highest quality hardened steel and coated with copper for added protection
- Contact Surfaces area PTFE material designed to provide low friction on the moving parts

**NEW**



**GUIDE BUSHING SETS**

| MAKE/MODEL/YEAR | DIMENSIONS    | PART #    |
|-----------------|---------------|-----------|
| <b>HONDA</b>    |               |           |
| CRF250R 15-22   | 49 X 15 X 1.5 | 0413-0145 |
| CRF250RX 19-22  | 49 X 15 X 1.5 | 0413-0145 |
| CRF450L 18-21   | 49 X 15 X 1.5 | 0413-0145 |
| CRF450R 17-22   | 49 X 15 X 1.5 | 0413-0145 |
| CRF450RX 17-21  | 49 X 15 X 1.5 | 0413-0145 |
| CRF450WE 19-21  | 49 X 15 X 1.5 | 0413-0145 |
| CRF450X 18-20   | 49 X 15 X 1.5 | 0413-0145 |
| <b>KAWASAKI</b> |               |           |
| KX450F 15-22    | 49 X 15 X 1.5 | 0413-0145 |
| KX450XC 21-22   | 49 X 15 X 1.5 | 0413-0145 |
| <b>SUZUKI</b>   |               |           |
| RM-Z450F 15-22  | 49 X 15 X 1.5 | 0413-0145 |



COLE WHITMER

**SHOCK SEAL HEAD KIT**

**\$41<sup>95</sup> - \$53<sup>95</sup>**

- Complete assemblies; ready to install into the shock body
- Made from 6061-T6 aluminum and the same custom elastomer as our fork seals
- All have air bleed holes to help remove air from the oil reservoir during installation
- Double lip oil seal designed to keep out dirt and keeps friction low
- Some models have updated designs for easier installation
- Includes: aluminum body, dust seal, bushing, oil seal, O-ring, internal guide bushing/washer, snap ring, and top out bumper
- Made in the USA



**SHOCK SEAL HEAD KITS**

| MAKE/MODEL/YEAR   | PART #    |
|-------------------|-----------|
| <b>GAS GAS</b>    |           |
| MC 85 19/16       |           |
| WHEEL 21-23       | 1314-0053 |
| MC 125 21-23      | 1314-0294 |
| EX250F 21-23      | 1314-0294 |
| MC250F 21-23      | 1314-0294 |
| EC300 21-23       | 1314-0294 |
| EX300 21-23       | 1314-0294 |
| EX350F 21-23      | 1314-0294 |
| EX450F 21-23      | 1314-0294 |
| MC450F 21-23      | 1314-0294 |
| <b>HONDA</b>      |           |
| CR80R 86-95       | 1314-0044 |
| CR80R 96-02       | 1314-0045 |
| CR80RB 97-02      | 1314-0045 |
| CR85R/RB 03-07    | 1314-0045 |
| CR125R 81         | 1314-0046 |
| CR125R 84-86      | 1314-0047 |
| CR125R 87-92      | 1314-0046 |
| CR125R 93-07      | 1314-0043 |
| CRF150R/RB 07-23  | 1314-0045 |
| XR200R 84-93      | 1314-0047 |
| CR250R 85-87      | 1314-0293 |
| CR250R 88-90      | 1314-0049 |
| CR250R 91         | 1314-0046 |
| CR250R 93-94      | 1314-0048 |
| CR250R 95-96      | 1314-0043 |
| CR250R 97-99      | 1314-0048 |
| CR250R 00-01      | 1314-0040 |
| CR250R 02-07      | 1314-0268 |
| CRF250R 04-23     | 1314-0268 |
| CRF250RX 19-23    | 1314-0268 |
| CRF250X 04-05     | 1314-0040 |
| CRF250X 06-17     | 1314-0268 |
| XR250L 91-96      | 1314-0047 |
| XR250R 84-95      | 1314-0047 |
| XR250R 96-04      | 1314-0046 |
| XR400R 96-04      | 1314-0049 |
| CR450R 81         | 1314-0049 |
| CRF450R 02-08     | 1314-0268 |
| CRF450R 09-16     | 1314-0040 |
| CRF450R 17-18     | 1314-0268 |
| CRF450R/RX 17-23  | 1314-0268 |
| CRF450RL 21-23    | 1314-0268 |
| CRF 450 RWE 19-20 | 1314-0268 |
| CRF450 RWE 21-23  | 1314-0770 |
| CRF450X 05-17     | 1314-0268 |
| CRF450X 19-23     | 1314-0268 |
| CRF450L 19-20     | 1314-0268 |
| CR500R 85-87      | 1314-0293 |
| CR500R 88-90      | 1314-0049 |
| CR500R 91-93      | 1314-0046 |
| CR500R 95-01      | 1314-0043 |
| XR600R 91-00      | 1314-0049 |
| <b>HUSABERG</b>   |           |
| FE250 13-14       | 1314-0052 |
| TE250 11-14       | 1314-0052 |
| TE300 11-14       | 1314-0052 |
| FE350 13-14       | 1314-0052 |
| 390FE 10-11       | 1314-0052 |

**SHOCK SEAL HEAD KITS (CON'T)**

| MAKE/MODEL/YEAR              | PART #    |
|------------------------------|-----------|
| <b>HUSABERG (CON'T)</b>      |           |
| 450FC 03-05                  | 1314-0052 |
| 450FE 04-11                  | 1314-0052 |
| 450FE-E 03                   | 1314-0052 |
| 450FS 04                     | 1314-0052 |
| 450FS-C 03-06                | 1314-0052 |
| 450FS-E 03-08                | 1314-0052 |
| 450FX 10-11                  | 1314-0052 |
| 450FX-E 03                   | 1314-0052 |
| FE450 14                     | 1314-0052 |
| FE501 13-14                  | 1314-0052 |
| 550FE 07-08                  | 1314-0052 |
| 550FS-E 07                   | 1314-0052 |
| 570FE 09-11                  | 1314-0052 |
| 570FS 10-11                  | 1314-0052 |
| 650FC 04-05                  | 1314-0052 |
| 650FE 04-08                  | 1314-0052 |
| 650FS 04                     | 1314-0052 |
| 650FS 08                     | 1314-0052 |
| 650FS-C 05-06                | 1314-0052 |
| 650FS-E 05-07                | 1314-0052 |
| <b>HUSQVARNA</b>             |           |
| TC 85 14-17                  | 1314-0053 |
| TC 85 18-23                  | 1314-0053 |
| TC 85 BW 19-23               | 1314-0053 |
| CR125 01-04                  | 1314-0266 |
| TC 125 16-22                 | 1314-0294 |
| TE 125 15-16                 | 1314-0294 |
| TE 150 17-19                 | 1314-0294 |
| TE150 I 20-22                | 1314-0294 |
| FC 250 (EURO) 15             | 1314-0294 |
| FC 250 16-22                 | 1314-0294 |
| FE 250 14-20                 | 1314-0294 |
| TC 250 14-22                 | 1314-0294 |
| TE 250 14-18                 | 1314-0294 |
| TE 250 I 18-20               | 1314-0294 |
| TE250 I 18 - 23              | 1314-0294 |
| TE 300 14-18                 | 1314-0294 |
| TE 300 I 19-20               | 1314-0294 |
| TE300 I 19-23                | 1314-0294 |
| TX 300 17-19                 | 1314-0294 |
| TX300 I 20-22                | 1314-0294 |
| FC 350 14-22                 | 1314-0294 |
| FE 350 14-23                 | 1314-0294 |
| FE 350S 15-16                | 1314-0294 |
| FE350S 20-23                 | 1314-0294 |
| FX 350 17-22                 | 1314-0294 |
| FC450 16-22                  | 1314-0294 |
| FC450 ROCKSTAR EDITION 18-19 | 1314-0294 |
| FE450 14-20                  | 1314-0294 |
| FS450 18-20                  | 1314-0294 |
| FX450 17 - 22                | 1314-0294 |
| FE501 17-22                  | 1314-0294 |
| FE501S 15-16                 | 1314-0294 |
| FE501 S 20-23                | 1314-0294 |
| <b>KAWASAKI</b>              |           |
| KX65 00-23                   | 1314-0044 |
| KX80 86-00                   | 1314-0120 |
| KX85 00-23                   | 1314-0120 |

**SHOCK SEAL HEAD KITS (CON'T)**

| MAKE/MODEL/YEAR         | PART #    |
|-------------------------|-----------|
| <b>KAWASAKI (CON'T)</b> |           |
| KX80 BW 92-94           | 1314-0120 |
| KX85 BIG WHEEL 01-16    | 1314-0120 |
| KX100 01-21             | 1314-0120 |
| KX112 22-23             | 1314-0120 |
| KX125 83-86             | 1314-0047 |
| KX125 87                | 1314-0046 |
| KX125 88-92             | 1314-0042 |
| KX125 93-99             | 1314-0041 |
| KX125 00-05             | 1314-0043 |
| KLX140G 17-20           | 1314-0120 |
| KLX140L 08-20           | 1314-0120 |
| KDX200 83-88            | 1314-0047 |
| KDX200 89-06            | 1314-0046 |
| KDX220 97-05            | 1314-0046 |
| KDX250 91-94            | 1314-0046 |
| KLX250R 94-96           | 1314-0046 |
| KLX250S 06-20           | 1314-0046 |
| KLX250SF 09-10          | 1314-0046 |
| KX250 83-85             | 1314-0047 |
| KX250 86                | 1314-0041 |
| KX250 87                | 1314-0046 |
| KX250 88-92             | 1314-0042 |
| KX250 93-99             | 1314-0041 |
| KX250 00-07             | 1314-0043 |
| KX250F 04-05            | 1314-0043 |
| KX250F 06-19            | 1314-0268 |
| KX250F 20-23            | 1314-0040 |
| KX250X 21-23            | 1314-0040 |
| KLX300(R) 97-07         | 1314-0046 |
| KLX400R 03-04           | 1314-0040 |
| KLX400 CA MODEL 04      | 1314-0040 |
| KLX400SR 03-04          | 1314-0040 |
| KLX450R 08-09           | 1314-0043 |
| KX450F 06-08            | 1314-0043 |
| KX450F 09-14            | 1314-0040 |
| KX450F 15-23            | 1314-0268 |
| KX450X 21-23            | 1314-0268 |
| KX450 SR 22             | 1314-0040 |
| KX450 SR 23             | 1314-0268 |
| KX500 83-85             | 1314-0047 |
| KX500 86                | 1314-0041 |
| KX500 87                | 1314-0046 |
| KX500 88-93             | 1314-0042 |
| KX500 94-04             | 1314-0041 |
| KL650 A (KL6R) 92-07    | 1314-0047 |
| KL650 E (KL6R) 08-18    | 1314-0047 |
| KLX650R 93 -96          | 1314-0046 |
| <b>KTM</b>              |           |
| SX 85 03-23             | 1314-0053 |
| SX 85 / BW 13-23        | 1314-0053 |
| SXS 85 13-14            | 1314-0053 |
| XC 85 08-09             | 1314-0053 |
| SX 105 04-11            | 1314-0053 |
| XC 105 08-09            | 1314-0053 |
| EGS 125 99              | 1314-0052 |
| EXC 125 99-09           | 1314-0052 |
| EXE 125 00-01           | 1314-0052 |
| SX 125 99-11            | 1314-0052 |
| SX 125 12-22            | 1314-0294 |
| XC 125 21-22            | 1314-0294 |
| SXS 125 04              | 1314-0052 |
| SX 144 07-08            | 1314-0052 |
| SX 150 09-11            | 1314-0052 |
| SX 150 16-22            | 1314-0294 |
| XC 150 10-11            | 1314-0052 |
| XC 150 12-14            | 1314-0294 |
| XC-W 150 17-19          | 1314-0053 |
| XC-W 150 TPI 20-22      | 1314-0053 |
| EGS 200 99              | 1314-0052 |
| EXC 200 99-05           | 1314-0052 |
| MXC 200 99-03           | 1314-0052 |
| SX 200 00-04            | 1314-0052 |
| XC 200 06-09            | 1314-0052 |
| XC-W 200 06-16          | 1314-0052 |
| EGS 250 99              | 1314-0052 |

**SHOCK SEAL HEAD KITS (CON'T)**

| MAKE/MODEL/YEAR              | PART #    |
|------------------------------|-----------|
| <b>KTM (CON'T)</b>           |           |
| EXC 250 99-05                | 1314-0052 |
| EXC 250 08                   | 1314-0052 |
| EXC-F 250 17-19              | 1314-0053 |
| EXC-G 250 RACING 02-05       | 1314-0052 |
| FREERIDE 250 R 15-17         | 1314-0053 |
| FREERIDE 250 F 19            | 1314-0053 |
| MXC 250 99-01                | 1314-0052 |
| SX 250 99-11                 | 1314-0052 |
| SX 250 12-22                 | 1314-0294 |
| SX-F 250 05-10               | 1314-0052 |
| SX-F 250 16-22               | 1314-0294 |
| 250 SX-F FACTORY EDITION 15  | 1314-0294 |
| SXS 250 01-04                | 1314-0052 |
| XC 250 06-11                 | 1314-0052 |
| XC 250 12-19                 | 1314-0294 |
| XC 250 TPI 20                | 1314-0294 |
| XC-F 250 07-09               | 1314-0052 |
| XC-F 250 16-22               | 1314-0294 |
| XC 250 TPI 20-22             | 1314-0294 |
| XC-FW 250 07-16              | 1314-0052 |
| XC-W 250 06-16               | 1314-0052 |
| XC-W 250 17-18               | 1314-0053 |
| XC-W 250 TPI 18 - 22         | 1314-0053 |
| EGS 300 99                   | 1314-0052 |
| EXC 300 99-05                | 1314-0052 |
| MXC 300 99-05                | 1314-0052 |
| XC 300 06-11                 | 1314-0052 |
| XC 300 12-19                 | 1314-0294 |
| XC - W 300 TPI 20-22         | 1314-0294 |
| XC-W 300 06-16               | 1314-0052 |
| XC-W 300 17-18               | 1314-0053 |
| XC-W 300 SIX DAYS 15-16      | 1314-0052 |
| XC-W 300 17-19               | 1314-0294 |
| XC-W 300 SIX DAYS 17-18      | 1314-0053 |
| XC-W 300 TPI ERZBERGRODEO 20 | 1314-0053 |
| XC-W 300 TPI SIX DAYS 20     | 1314-0053 |
| XC-W 300 TPI 20-22           | 1314-0294 |
| FREERIDE 350 (EURO) 15       | 1314-0053 |
| EXC-F 350 13-16              | 1314-0052 |
| EXC-F 350 17-23              | 1314-0053 |
| SX-F 350 16-22               | 1314-0294 |
| XC-F 350 16-22               | 1314-0294 |
| XC-FW 350 12-16              | 1314-0052 |
| XC-FW 350 SIX DAYS 15-16     | 1314-0052 |
| XC-FW 350 20-22              | 1314-0053 |
| EGS 380 99                   | 1314-0052 |
| EXC 380 99-02                | 1314-0052 |
| MXC 380 99-01                | 1314-0052 |
| SX 380 99-02                 | 1314-0052 |
| EXC 400 00-02                | 1314-0052 |
| EXC-G 400 04-06              | 1314-0052 |
| LC4 400 99                   | 1314-0052 |
| LC4-E 400 00-01              | 1314-0052 |
| MXC 400 01-02                | 1314-0052 |
| SC 400 00                    | 1314-0052 |
| SX 400 99-02                 | 1314-0052 |
| SXC 400 00                   | 1314-0052 |
| XC-W 400 07-10               | 1314-0052 |
| EXC 450 03-14                | 1314-0052 |
| EXC-F 450 SIX DAYS 17-18     | 1314-0053 |
| EXC-F 450 04-07              | 1314-0052 |
| EXC-R 450 08                 | 1314-0052 |
| MXC-G 450 03-05              | 1314-0052 |
| SMR 450 05-07                | 1314-0052 |
| SMS 450 03-04                | 1314-0052 |
| SX 450 03-06                 | 1314-0052 |
| SX-F 450 07-10               | 1314-0052 |

CONTINUED ON NEXT PAGE

APPAREL

HELMETS & GOGGLES

RIDER ARMOR

OUTERWEAR

YOUTH

LUGGAGE & PACKS

BIKE BODY

BIKE CONTROLS

BIKE SUSPENSION

BIKE BRAKING

BIKE DRIVE

BIKE BEARINGS

BIKE ENGINE

BIKE ELECTRICAL

BIKE EXHAUST

BIKE WHEELS

BICYCLE

GARAGE & PROMO

SIZING CHART



| SHOCK SEAL HEAD KITS (CON'T)   |           |  |
|--------------------------------|-----------|--|
| MAKE/MODEL/YEAR                | PART #    |  |
| <b>KTM (CON'T)</b>             |           |  |
| SX-F 450 16-22                 | 1314-0294 |  |
| 450 SX-F FACTORY EDITION 15-21 | 1314-0294 |  |
| SXS 450 03-04                  | 1314-0052 |  |
| XC 450 04-07                   | 1314-0052 |  |
| XC-F 450 08-09                 | 1314-0052 |  |
| XC-F 450 16-22                 | 1314-0294 |  |
| XCR-W 450 08                   | 1314-0052 |  |
| XC-W 450 07-16                 | 1314-0052 |  |
| XC-W 450 SIX DAYS 10           | 1314-0052 |  |
| EXC-F 450 20                   | 1314-0053 |  |
| EXC 500 12-16                  | 1314-0052 |  |
| EXC 500 SIX DAYS 16            | 1314-0052 |  |
| EXC-F 500 17-23                | 1314-0053 |  |
| EXC-F 500 SIX DAYS 20-23       | 1314-0053 |  |
| XC-FW 500 20-22                | 1314-0053 |  |
| XC-W 500 12-16                 | 1314-0052 |  |
| SX-F 505 08                    | 1314-0052 |  |
| XC-F 505 08-09                 | 1314-0052 |  |
| EXC 520 00-02                  | 1314-0052 |  |
| MXC 520 01-02                  | 1314-0052 |  |
| SX 520 00-02                   | 1314-0052 |  |
| EXC 525 03-07                  | 1314-0052 |  |
| MXC-6 525 03-05                | 1314-0052 |  |
| SMR 525 05                     | 1314-0052 |  |
| SX 525 03-06                   | 1314-0052 |  |
| XC 525 06-07                   | 1314-0052 |  |
| XC-W 525 07                    | 1314-0052 |  |
| EXC 530 10-11                  | 1314-0052 |  |
| EXC-R 530 08-09                | 1314-0052 |  |
| XCR-W 530 08                   | 1314-0052 |  |
| XC-W 530 09-11                 | 1314-0052 |  |
| SMR 560 06-07                  | 1314-0052 |  |
| ENDURO R 690 09-18             | 1314-0053 |  |
| <b>SHERCO</b>                  |           |  |
| SE-R 125 18-21                 | 1314-0054 |  |

| SHOCK SEAL HEAD KITS (CON'T) |           |  |
|------------------------------|-----------|--|
| MAKE/MODEL/YEAR              | PART #    |  |
| <b>SHERCO (CON'T)</b>        |           |  |
| SE-R 125 SIX DAYS 18         | 1314-0053 |  |
| SE F-R 250 17-18             | 1314-0053 |  |
| SE F-R 250 FACTORY 18-20     | 1314-0053 |  |
| SE F-R 250 SIX DAYS 18       | 1314-0053 |  |
| SE-R 250 17-21               | 1314-0053 |  |
| SE-R 250 FACTORY 19-21       | 1314-0053 |  |
| SE-R 250 SIX DAYS 18         | 1314-0053 |  |
| SE 300 FACTORY 21-23         | 1314-0054 |  |
| SE F-R 300 17-18             | 1314-0053 |  |
| SE F-R 300 FACTORY 18-20     | 1314-0053 |  |
| SE F-R 300 SIX DAYS 18       | 1314-0053 |  |
| SE-R 300 17-22               | 1314-0053 |  |
| SE-R 300 FACTORY 19-20       | 1314-0053 |  |
| SE-R 300 SIX DAYS 18         | 1314-0053 |  |
| SE F-R 450 17-19             | 1314-0053 |  |
| SE F-R 450 21                | 1314-0053 |  |
| SC F-R 450 19-20             | 1314-0054 |  |
| SE F-R 450 FACTORY 18-19     | 1314-0053 |  |
| SE F-R 450 SIX DAYS 18       | 1314-0053 |  |
| <b>SUZUKI</b>                |           |  |
| RM65 03-05                   | 1314-0044 |  |
| RM80 81-01                   | 1314-0044 |  |
| RM85 02-04                   | 1314-0044 |  |
| RM85 05-22                   | 1314-0047 |  |
| RM85L 03-04                  | 1314-0044 |  |
| RM85L 05-16                  | 1314-0047 |  |
| RM100 03                     | 1314-0120 |  |
| RM125 82-86                  | 1314-0047 |  |
| RM125 87-90                  | 1314-0046 |  |
| RM125 91                     | 1314-0269 |  |

| SHOCK SEAL HEAD KITS (CON'T)            |           |  |
|---|-----------|--|
| MAKE/MODEL/YEAR                         | PART #    |  |
| <b>SUZUKI (CON'T)</b>                   |           |  |
| RM125 92-97                             | 1314-0048 |  |
| RM125 98-03                             | 1314-0040 |  |
| RM125 04-08                             | 1314-0267 |  |
| RM250 81-86                             | 1314-0041 |  |
| RM250 87-89                             | 1314-0046 |  |
| RM250 90-91                             | 1314-0269 |  |
| RM250 92-97                             | 1314-0048 |  |
| RM250 98-00                             | 1314-0040 |  |
| RM250 01-03                             | 1314-0041 |  |
| RM250 04                                | 1314-0268 |  |
| RM250 05-08                             | 1314-0267 |  |
| RMX250 89-90                            | 1314-0046 |  |
| RMX250 91-99                            | 1314-0269 |  |
| RMZ250 04-06                            | 1314-0043 |  |
| RMZ250 07-16                            | 1314-0267 |  |
| DRZ400E 00-21                           | 1314-0040 |  |
| DRZ400SM 05-21                          | 1314-0040 |  |
| DRZ400E CA MODEL CV CARR 04-07          | 1314-0040 |  |
| DRZ400E NON CA MODELS PUMPER CARR 04-07 | 1314-0040 |  |
| DRZ400K 00-03                           | 1314-0040 |  |
| DRZ400S 00-17                           | 1314-0040 |  |
| DRZ400SM 05-20                          | 1314-0040 |  |
| RMX450 10-11                            | 1314-0267 |  |
| RMZ450 05-17                            | 1314-0267 |  |
| RMZ450 18-20                            | 1314-0664 |  |
| RMZ 450 21-22                           | 1314-0664 |  |
| DR650SE 96-20                           | 1314-0047 |  |
| <b>YAMAHA</b>                           |           |  |
| YZ65 18-23                              | 1314-0120 |  |
| YZ80 81-92                              | 1314-0270 |  |
| YZ80 93-01                              | 1314-0047 |  |
| YZ85 02-23                              | 1314-0047 |  |
| YZ85LW 22-23                            | 1314-0047 |  |
| YZ100 82-83                             | 1314-0121 |  |

| SHOCK SEAL HEAD KITS (CON'T) |           |  |
|------------------------------|-----------|--|
| MAKE/MODEL/YEAR              | PART #    |  |
| <b>YAMAHA (CON'T)</b>        |           |  |
| YZ125 78-83                  | 1314-0121 |  |
| YZ125 84-85                  | 1314-0270 |  |
| YZ125 86-88                  | 1314-0121 |  |
| YZ125 93-05                  | 1314-0041 |  |
| YZ125 06-23                  | 1314-0050 |  |
| YZ125X 20-23                 | 1314-0050 |  |
| IT175 81-83                  | 1314-0121 |  |
| IT200 84-86                  | 1314-0270 |  |
| WR250 94-97                  | 1314-0041 |  |
| WR250F 01-14                 | 1314-0041 |  |
| WR250F 15-19                 | 1314-0040 |  |
| YZ250 80-88                  | 1314-0121 |  |
| YZ250 93-05                  | 1314-0041 |  |
| YZ250 06-22                  | 1314-0050 |  |
| YZ250F 01-05                 | 1314-0041 |  |
| YZ250F 06-11                 | 1314-0050 |  |
| YZ250F 12-13                 | 1314-0043 |  |
| YZ250F 14-18                 | 1314-0040 |  |
| YZ250F 19-23                 | 1314-0040 |  |
| YZ250FX 15-23                | 1314-0040 |  |
| YZ250X 16-23                 | 1314-0050 |  |
| WR400F 98-00                 | 1314-0041 |  |
| YZ400F 98-99                 | 1314-0041 |  |
| WR426F 01-02                 | 1314-0041 |  |
| YZ426F 00-02                 | 1314-0041 |  |
| WR450F 12-23                 | 1314-0041 |  |
| YZ450F 03-05                 | 1314-0041 |  |
| YZ450F 06-09                 | 1314-0050 |  |
| YZ450F 10-17                 | 1314-0040 |  |
| YZ450F 18-23                 | 1314-0040 |  |
| YZ450FX 19-23                | 1314-0040 |  |
| YZ465 80-81                  | 1314-0121 |  |
| YZ490 83                     | 1314-0121 |  |

| SHOCK SEAL KIT SIZE CHART |       |       |               |
|---------------------------|-------|-------|---------------|
| KIT PART #                | ID MM | OD MM | SNAP RING     |
| 1314-0040                 | 16    | 50    | 50X2 ROUND    |
| 1314-0041                 | 16    | 46    | 46X2 ROUND    |
| 1314-0042                 | 16    | 44    | 44X2 ROUND    |
| 1314-0043                 | 16    | 46    | 46X2 ROUND    |
| 1314-0044                 | 12.5  | 33    | 34X2          |
| 1314-0045                 | 14    | 40    | 40X1.5 SQUARE |
| 1314-0046                 | 14    | 44    | 44X2 ROUND    |
| 1314-0047                 | 14    | 40    | 43X1.5 ROUND  |
| 1314-0048                 | 16    | 46    | 46X2 SQUARE   |
| 1314-0049                 | 14    | 44    | 44X2 SQUARE   |
| 1314-0050                 | 18    | 46    | 46X2 ROUND    |
| 1314-0052                 | 18    | 50    | 53X1.75 ROUND |
| 1314-0053                 | 18    | 46    | -             |
| 1314-0120                 | 12.5  | 36    | -             |
| 1314-0121                 | 14    | 46    | 46X2 ROUND    |
| 1314-0266                 | 16    | 50    | -             |
| 1314-0267                 | 18    | 50    | 53X2 ROUND    |
| 1314-0268                 | 16    | 50    | -             |
| 1314-0269                 | 16    | 44    | -             |
| 1314-0270                 | 12.5  | 40    | -             |
| 1314-0293                 | 14    | 44    | -             |
| 1314-0294                 | 18    | 50    | -             |







## FORK SPRINGS

**\$135<sup>95</sup>**

- NOK fork Springs use the highest-grade chrome silicone wire
- Each spring is cold coiled then heat treated
- Springs are pre-set and ground to length before being polished for ultimate performance
- All springs have rate laser etched on the end and are manufactured to DIN2095 grade 1 standards
- All springs go through the following stages
  - \*Cold-Coiled
  - \*Heat-treated
  - \*Tempered
  - \*Shot-peened
  - \*Ground ends
  - \*Polished for reduced friction and smoother performance
  - \*Part number etched in end of spring

| FORK SPRINGS - 31 OUTSIDE DIA/333 LENGTH |             |           |           |  |
|--|-------------|-----------|-----------|--|
| MAKE/MODEL/YEAR                          | SPRING RATE |           |           |  |
|  | 2.4 N/MM    | 2.6 N/MM  | 2.8 N/MM  |  |
| <b>YAMAHA</b>                            |             |           |           |  |
| YZ 65 18-23                              | 0405-1120   | 0405-1121 | 0405-1122 |  |
|  | 0405-1120   | 0405-1121 | 0405-1122 |  |
|  | 0405-1120   | 0405-1121 | 0405-1122 |  |

| FORK SPRINGS - 295 OUTSIDE DIA/330 LENGTH |             |           |           |  |
|---|-------------|-----------|-----------|--|
| MAKE/MODEL/YEAR                           | SPRING RATE |           |           |  |
|   | 1.8 N/MM    | 2.0 N/MM  | 2.2 N/MM  |  |
| <b>GAS GAS</b>                            |             |           |           |  |
| MC 50 21                                  | 0405-1156   | 0405-1157 | 0405-1158 |  |
| <b>HUSQVARNA</b>                          |             |           |           |  |
| TC 50 17                                  | 0405-1156   | 0405-1157 | 0405-1158 |  |
| <b>KTM</b>                                |             |           |           |  |
| SX50 12                                   | 0405-1156   | 0405-1157 | 0405-1158 |  |

| FORK SPRINGS - 295 OUTSIDE DIA/370 LENGTH |             |           |           |           |  |
|---|-------------|-----------|-----------|-----------|--|
| MAKE/MODEL/YEAR                           | SPRING RATE |           |           |           |  |
|   | 2.4 N/MM    | 2.6 N/MM  | 2.8 N/MM  | 3.0 N/MM  |  |
| <b>GAS GAS</b>                            |             |           |           |           |  |
| MC 65 21                                  | 0405-1159   | 0405-1160 | 0405-1161 | 0405-1162 |  |
| <b>HUSQVARNA</b>                          |             |           |           |           |  |
| TC65 17                                   | 0405-1159   | 0405-1160 | 0405-1161 | 0405-1162 |  |
| <b>KTM</b>                                |             |           |           |           |  |
| 65SX 09                                   | 0405-1159   | 0405-1160 | 0405-1161 | 0405-1162 |  |

| FORK SPRINGS - 31 OUTSIDE DIA/430 LENGTH |             |           |           |           |           |  |
|--|-------------|-----------|-----------|-----------|-----------|--|
| MAKE/MODEL/YEAR                          | SPRING RATE |           |           |           |           |  |
|  | 3.0 N/MM    | 3.2 N/MM  | 3.4 N/MM  | 3.6 N/MM  | 3.8 N/MM  |  |
| <b>KAWASAKI</b>                          |             |           |           |           |           |  |
| KX85 LW 98                               | 0405-1123   | 0405-1124 | 0405-1125 | 0405-1126 | 0405-1127 |  |
| KX85 SW 98                               | 0405-1123   | 0405-1124 | 0405-1125 | 0405-1126 | 0405-1127 |  |
| KX85 ORDS 14                             | 0405-1123   | 0405-1124 | 0405-1125 | 0405-1126 | 0405-1127 |  |
| <b>YAMAHA</b>                            |             |           |           |           |           |  |
| YZ 85 LW 20-23                           | 0405-1123   | 0405-1124 | 0405-1125 | 0405-1126 | 0405-1127 |  |
| YZ 85 SW 20-23                           | 0405-1123   | 0405-1124 | 0405-1125 | 0405-1126 | 0405-1127 |  |

| FORK SPRINGS - 37 OUTSIDE DIA/570 LENGTH |             |           |           |  |
|--|-------------|-----------|-----------|--|
| MAKE/MODEL/YEAR                          | SPRING RATE |           |           |  |
|  | 4.0 N/MM    | 4.2 N/MM  | 4.4 N/MM  |  |
| <b>HONDA</b>                             |             |           |           |  |
| CR 125R 88-89                            | 0405-1183   | 0405-1184 | 0405-1185 |  |
| CR 250R 83-88                            | 0405-1183   | 0405-1184 | 0405-1185 |  |
| CR 500R 83-88                            | 0405-1183   | 0405-1184 | 0405-1185 |  |

| FORK SPRINGS - 435 OUTSIDE DIA/420 LENGTH |             |           |           |  |
|---|-------------|-----------|-----------|--|
| MAKE/MODEL/YEAR                           | SPRING RATE |           |           |  |
|   | 4.0 N/MM    | 4.2 N/MM  | 4.4 N/MM  |  |
| <b>HUSQVARNA</b>                          |             |           |           |  |
| TX125 18                                  | 0405-1193   | 0405-1194 | 0405-1195 |  |
| TE150 17                                  | 0405-1193   | 0405-1194 | 0405-1195 |  |
| TE150I 20                                 | 0405-1193   | 0405-1194 | 0405-1195 |  |
| FE250 17                                  | 0405-1193   | 0405-1194 | 0405-1195 |  |
| FE350 17                                  | 0405-1193   | 0405-1194 | 0405-1195 |  |
| TE250 17                                  | 0405-1193   | 0405-1194 | 0405-1195 |  |
| TE250I 18                                 | 0405-1193   | 0405-1194 | 0405-1195 |  |
| TE300 17                                  | 0405-1193   | 0405-1194 | 0405-1195 |  |
| TE300I 18                                 | 0405-1193   | 0405-1194 | 0405-1195 |  |

| FORK SPRINGS - 38 OUTSIDE DIA/420 LENGTH |             |           |           |  |
|--|-------------|-----------|-----------|--|
| MAKE/MODEL/YEAR                          | SPRING RATE |           |           |  |
|  | 3.6 N/MM    | 3.8 N/MM  | 4.0 N/MM  |  |
| <b>KTM</b>                               |             |           |           |  |
| 85 SX 09-17                              | 0405-1163   | 0405-1164 | 0405-1165 |  |
|  | 0405-1163   | 0405-1164 | 0405-1165 |  |
|  | 0405-1163   | 0405-1164 | 0405-1165 |  |

APPAREL

HELMETS & GOGGLES

RIDER ARMOR

OUTERWEAR

YOUTH

LUGGAGE & PACKS

BIKE BODY

BIKE CONTROLS

**BIKE SUSPENSION**

BIKE BRAKING

BIKE DRIVE

BIKE BEARINGS

BIKE ENGINE

BIKE ELECTRICAL

BIKE EXHAUST

BIKE WHEELS

BICYCLE

GARAGE & PROMO

SIZING CHART

| <b>FORK SPRINGS - 435 OUTSIDE DIA/470 LENGTH</b> |                    |                 |                 |                 |                 |                 |                 |
|--|--------------------|-----------------|-----------------|-----------------|-----------------|-----------------|-----------------|
| <b>MAKE/MODEL/YEAR</b>                           | <b>SPRING RATE</b> |                 |                 |                 |                 |                 |                 |
|  | <b>4.0 N/MM</b>    | <b>4.2 N/MM</b> | <b>4.4 N/MM</b> | <b>4.6 N/MM</b> | <b>4.8 N/MM</b> | <b>5.0 N/MM</b> | <b>5.2 N/MM</b> |
| <b>BETA</b>                                      |                    |                 |                 |                 |                 |                 |                 |
| RR 4T 400 11-12                                  | 0405-1128          | 0405-1129       | 0405-1130       | 0405-1131       | 0405-1132       | 0405-1133       | 0405-1134       |
| RR 4T 498 12                                     | 0405-1128          | 0405-1129       | 0405-1130       | 0405-1131       | 0405-1132       | 0405-1133       | 0405-1134       |
| <b>GAS GAS</b>                                   |                    |                 |                 |                 |                 |                 |                 |
| EC 250 11  | 0405-1128          | 0405-1129       | 0405-1130       | 0405-1131       | 0405-1132       | 0405-1133       | 0405-1134       |
| EC 200 RACING 12-15                              | 0405-1128          | 0405-1129       | 0405-1130       | 0405-1131       | 0405-1132       | 0405-1133       | 0405-1134       |
| EC200 E RACING 15                                | 0405-1128          | 0405-1129       | 0405-1130       | 0405-1131       | 0405-1132       | 0405-1133       | 0405-1134       |
| EC250E 12  | 0405-1128          | 0405-1129       | 0405-1130       | 0405-1131       | 0405-1132       | 0405-1133       | 0405-1134       |
| EC250 E RACING 14-15                             | 0405-1128          | 0405-1129       | 0405-1130       | 0405-1131       | 0405-1132       | 0405-1133       | 0405-1134       |
| EC250 RACING 11-17                               | 0405-1128          | 0405-1129       | 0405-1130       | 0405-1131       | 0405-1132       | 0405-1133       | 0405-1134       |
| EC250 SIX DAYS                                   | 0405-1128          | 0405-1129       | 0405-1130       | 0405-1131       | 0405-1132       | 0405-1133       | 0405-1134       |
| EC250F 13  | 0405-1128          | 0405-1129       | 0405-1130       | 0405-1131       | 0405-1132       | 0405-1133       | 0405-1134       |
| EC250F SIX DAYS                                  | 0405-1128          | 0405-1129       | 0405-1130       | 0405-1131       | 0405-1132       | 0405-1133       | 0405-1134       |
| EC300 11-12                                      | 0405-1128          | 0405-1129       | 0405-1130       | 0405-1131       | 0405-1132       | 0405-1133       | 0405-1134       |
| EC300 E RACING 14                                | 0405-1128          | 0405-1129       | 0405-1130       | 0405-1131       | 0405-1132       | 0405-1133       | 0405-1134       |
| EC 300 RACING 11-17                              | 0405-1128          | 0405-1129       | 0405-1130       | 0405-1131       | 0405-1132       | 0405-1133       | 0405-1134       |
| EC300 SIX DAYS 12                                | 0405-1128          | 0405-1129       | 0405-1130       | 0405-1131       | 0405-1132       | 0405-1133       | 0405-1134       |
| EC300F 13-15                                     | 0405-1128          | 0405-1129       | 0405-1130       | 0405-1131       | 0405-1132       | 0405-1133       | 0405-1134       |
| EC300I 21  | 0405-1128          | 0405-1129       | 0405-1130       | 0405-1131       | 0405-1132       | 0405-1133       | 0405-1134       |
| EC350F 21  | 0405-1128          | 0405-1129       | 0405-1130       | 0405-1131       | 0405-1132       | 0405-1133       | 0405-1134       |
| EC450F 13-15                                     | 0405-1128          | 0405-1129       | 0405-1130       | 0405-1131       | 0405-1132       | 0405-1133       | 0405-1134       |
| <b>HUSQVARNA</b>                                 |                    |                 |                 |                 |                 |                 |                 |
| TC125 15-16                                      | 0405-1128          | 0405-1129       | 0405-1130       | 0405-1131       | 0405-1132       | 0405-1133       | 0405-1134       |
| FC250 15-16                                      | 0405-1128          | 0405-1129       | 0405-1130       | 0405-1131       | 0405-1132       | 0405-1133       | 0405-1134       |
| FC350 15-16                                      | 0405-1128          | 0405-1129       | 0405-1130       | 0405-1131       | 0405-1132       | 0405-1133       | 0405-1134       |
| FC450 15-16                                      | 0405-1128          | 0405-1129       | 0405-1130       | 0405-1131       | 0405-1132       | 0405-1133       | 0405-1134       |
| FE250 16   | 0405-1128          | 0405-1129       | 0405-1130       | 0405-1131       | 0405-1132       | 0405-1133       | 0405-1134       |
| FE350 16   | 0405-1128          | 0405-1129       | 0405-1130       | 0405-1131       | 0405-1132       | 0405-1133       | 0405-1134       |
| FE450 16   | 0405-1128          | 0405-1129       | 0405-1130       | 0405-1131       | 0405-1132       | 0405-1133       | 0405-1134       |
| FE501 16   | 0405-1128          | 0405-1129       | 0405-1130       | 0405-1131       | 0405-1132       | 0405-1133       | 0405-1134       |
| TC250 15-16                                      | 0405-1128          | 0405-1129       | 0405-1130       | 0405-1131       | 0405-1132       | 0405-1133       | 0405-1134       |
| TE125 16   | 0405-1128          | 0405-1129       | 0405-1130       | 0405-1131       | 0405-1132       | 0405-1133       | 0405-1134       |
| TE150 17   | 0405-1128          | 0405-1129       | 0405-1130       | 0405-1131       | 0405-1132       | 0405-1133       | 0405-1134       |
| TE150 I 20                                       | 0405-1128          | 0405-1129       | 0405-1130       | 0405-1131       | 0405-1132       | 0405-1133       | 0405-1134       |
| TE250 16-17                                      | 0405-1128          | 0405-1129       | 0405-1130       | 0405-1131       | 0405-1132       | 0405-1133       | 0405-1134       |
| TE250I 18  | 0405-1128          | 0405-1129       | 0405-1130       | 0405-1131       | 0405-1132       | 0405-1133       | 0405-1134       |
| TE300 16-17                                      | 0405-1128          | 0405-1129       | 0405-1130       | 0405-1131       | 0405-1132       | 0405-1133       | 0405-1134       |
| TE300I 18  | 0405-1128          | 0405-1129       | 0405-1130       | 0405-1131       | 0405-1132       | 0405-1133       | 0405-1134       |
| TX125 17   | 0405-1128          | 0405-1129       | 0405-1130       | 0405-1131       | 0405-1132       | 0405-1133       | 0405-1134       |
| <b>KAWASAKI</b>                                  |                    |                 |                 |                 |                 |                 |                 |
| KX450F 07-12                                     | 0405-1128          | 0405-1129       | 0405-1130       | 0405-1131       | 0405-1132       | 0405-1133       | 0405-1134       |
| <b>KTM</b>                                       |                    |                 |                 |                 |                 |                 |                 |
| 125XC-W 17-19                                    | 0405-1128          | 0405-1129       | 0405-1130       | 0405-1131       | 0405-1132       | 0405-1133       | 0405-1134       |
| 150XC 15-16                                      | 0405-1128          | 0405-1129       | 0405-1130       | 0405-1131       | 0405-1132       | 0405-1133       | 0405-1134       |
| 150XC-W 17                                       | 0405-1128          | 0405-1129       | 0405-1130       | 0405-1131       | 0405-1132       | 0405-1133       | 0405-1134       |
| 250EXC 17  | 0405-1128          | 0405-1129       | 0405-1130       | 0405-1131       | 0405-1132       | 0405-1133       | 0405-1134       |
| 250EXC SIX DAYS 17                               | 0405-1128          | 0405-1129       | 0405-1130       | 0405-1131       | 0405-1132       | 0405-1133       | 0405-1134       |
| 250EXC TPI 18                                    | 0405-1128          | 0405-1129       | 0405-1130       | 0405-1131       | 0405-1132       | 0405-1133       | 0405-1134       |
| 250EXC TPI SIX DAYS 18                           | 0405-1128          | 0405-1129       | 0405-1130       | 0405-1131       | 0405-1132       | 0405-1133       | 0405-1134       |
| 250EXC-F 17                                      | 0405-1128          | 0405-1129       | 0405-1130       | 0405-1131       | 0405-1132       | 0405-1133       | 0405-1134       |
| 250EXC-F SIX DAYS 17                             | 0405-1128          | 0405-1129       | 0405-1130       | 0405-1131       | 0405-1132       | 0405-1133       | 0405-1134       |
| 250XC-W 17                                       | 0405-1128          | 0405-1129       | 0405-1130       | 0405-1131       | 0405-1132       | 0405-1133       | 0405-1134       |
| 300EXC 17  | 0405-1128          | 0405-1129       | 0405-1130       | 0405-1131       | 0405-1132       | 0405-1133       | 0405-1134       |
| 300EXC SIX DAYS 17                               | 0405-1128          | 0405-1129       | 0405-1130       | 0405-1131       | 0405-1132       | 0405-1133       | 0405-1134       |
| 300EXC TPI SIX DAYS 18                           | 0405-1128          | 0405-1129       | 0405-1130       | 0405-1131       | 0405-1132       | 0405-1133       | 0405-1134       |
| 300EXC TPI ERZBERG RODEO 20-21                   | 0405-1128          | 0405-1129       | 0405-1130       | 0405-1131       | 0405-1132       | 0405-1133       | 0405-1134       |
| 300EXC TPI SIX DAYS 18                           | 0405-1128          | 0405-1129       | 0405-1130       | 0405-1131       | 0405-1132       | 0405-1133       | 0405-1134       |
| 300XC 15-16                                      | 0405-1128          | 0405-1129       | 0405-1130       | 0405-1131       | 0405-1132       | 0405-1133       | 0405-1134       |
| 300XC-W 17                                       | 0405-1128          | 0405-1129       | 0405-1130       | 0405-1131       | 0405-1132       | 0405-1133       | 0405-1134       |
| 350EXC-F 17                                      | 0405-1128          | 0405-1129       | 0405-1130       | 0405-1131       | 0405-1132       | 0405-1133       | 0405-1134       |
| 350EXC-F SIX DAYS 17                             | 0405-1128          | 0405-1129       | 0405-1130       | 0405-1131       | 0405-1132       | 0405-1133       | 0405-1134       |
| 350XC-F 15-16                                    | 0405-1128          | 0405-1129       | 0405-1130       | 0405-1131       | 0405-1132       | 0405-1133       | 0405-1134       |
| 450EXC-F 17                                      | 0405-1128          | 0405-1129       | 0405-1130       | 0405-1131       | 0405-1132       | 0405-1133       | 0405-1134       |
| 450EXC-F SIX DAYS 17                             | 0405-1128          | 0405-1129       | 0405-1130       | 0405-1131       | 0405-1132       | 0405-1133       | 0405-1134       |
| 450XC-F 15-16                                    | 0405-1128          | 0405-1129       | 0405-1130       | 0405-1131       | 0405-1132       | 0405-1133       | 0405-1134       |
| 500EXC-F SIX DAYS 17                             | 0405-1128          | 0405-1129       | 0405-1130       | 0405-1131       | 0405-1132       | 0405-1133       | 0405-1134       |
| <b>ALL PRO 7548</b>                              |                    |                 |                 |                 |                 |                 |                 |
| ALL PRO 7548 21-22                               | 0405-1128          | 0405-1129       | 0405-1130       | 0405-1131       | 0405-1132       | 0405-1133       | 0405-1134       |
| <b>SHERCO</b>                                    |                    |                 |                 |                 |                 |                 |                 |
| 125 SE FACTORY 18                                | 0405-1128          | 0405-1129       | 0405-1130       | 0405-1131       | 0405-1132       | 0405-1133       | 0405-1134       |
| 125 SE RACING 18-20                              | 0405-1128          | 0405-1129       | 0405-1130       | 0405-1131       | 0405-1132       | 0405-1133       | 0405-1134       |
| 125 SE RACING ISDE 18                            | 0405-1128          | 0405-1129       | 0405-1130       | 0405-1131       | 0405-1132       | 0405-1133       | 0405-1134       |
| 250 SE FACTORY 17-18                             | 0405-1128          | 0405-1129       | 0405-1130       | 0405-1131       | 0405-1132       | 0405-1133       | 0405-1134       |
| 250 SE RACING 18-20                              | 0405-1128          | 0405-1129       | 0405-1130       | 0405-1131       | 0405-1132       | 0405-1133       | 0405-1134       |
| 250 SEF FACTORY 17-19                            | 0405-1128          | 0405-1129       | 0405-1130       | 0405-1131       | 0405-1132       | 0405-1133       | 0405-1134       |
| 250 SEF RACING 18-20                             | 0405-1128          | 0405-1129       | 0405-1130       | 0405-1131       | 0405-1132       | 0405-1133       | 0405-1134       |

**FORK SPRINGS - 435 OUTSIDE DIA/470 LENGTH**

| MAKE/MODEL/YEAR        | SPRING RATE |           |           |           |           |           |           |
|------------------------|-------------|-----------|-----------|-----------|-----------|-----------|-----------|
|                        | 4.0 N/MM    | 4.2 N/MM  | 4.4 N/MM  | 4.6 N/MM  | 4.8 N/MM  | 5.0 N/MM  | 5.2 N/MM  |
| <b>SHERCO (CON'T)</b>  |             |           |           |           |           |           |           |
| 250 SEF RACING ISDE 18 | 0405-1128   | 0405-1129 | 0405-1130 | 0405-1131 | 0405-1132 | 0405-1133 | 0405-1134 |
| 300 SE FACTORY 17-18   | 0405-1128   | 0405-1129 | 0405-1130 | 0405-1131 | 0405-1132 | 0405-1133 | 0405-1134 |
| 300 SE RACING 19-20    | 0405-1128   | 0405-1129 | 0405-1130 | 0405-1131 | 0405-1132 | 0405-1133 | 0405-1134 |
| 300 SEF FACTORY 17-18  | 0405-1128   | 0405-1129 | 0405-1130 | 0405-1131 | 0405-1132 | 0405-1133 | 0405-1134 |
| 300 SEF FACTORY 17-18  | 0405-1128   | 0405-1129 | 0405-1130 | 0405-1131 | 0405-1132 | 0405-1133 | 0405-1134 |
| 300 SEF RACING 18-20   | 0405-1128   | 0405-1129 | 0405-1130 | 0405-1131 | 0405-1132 | 0405-1133 | 0405-1134 |
| 300 SEF RACING ISDE 18 | 0405-1128   | 0405-1129 | 0405-1130 | 0405-1131 | 0405-1132 | 0405-1133 | 0405-1134 |
| 450 SEF FACTORY 17-18  | 0405-1128   | 0405-1129 | 0405-1130 | 0405-1131 | 0405-1132 | 0405-1133 | 0405-1134 |
| 450 SEF RACING 19      | 0405-1128   | 0405-1129 | 0405-1130 | 0405-1131 | 0405-1132 | 0405-1133 | 0405-1134 |
| 500 SEF RACING 19-20   | 0405-1128   | 0405-1129 | 0405-1130 | 0405-1131 | 0405-1132 | 0405-1133 | 0405-1134 |
| <b>YAMAHA</b>          |             |           |           |           |           |           |           |
| YZ 125 05              | 0405-1128   | 0405-1129 | 0405-1130 | 0405-1131 | 0405-1132 | 0405-1133 | 0405-1134 |
| YZ 250 05              | 0405-1128   | 0405-1129 | 0405-1130 | 0405-1131 | 0405-1132 | 0405-1133 | 0405-1134 |
| YZ 250 F 05            | 0405-1128   | 0405-1129 | 0405-1130 | 0405-1131 | 0405-1132 | 0405-1133 | 0405-1134 |
| YZ 450 F 10-13         | 0405-1128   | 0405-1129 | 0405-1130 | 0405-1131 | 0405-1132 | 0405-1133 | 0405-1134 |
| YZ 450 FX 16-18        | 0405-1128   | 0405-1129 | 0405-1130 | 0405-1131 | 0405-1132 | 0405-1133 | 0405-1134 |
| WR 250 F 05-19         | 0405-1128   | 0405-1129 | 0405-1130 | 0405-1131 | 0405-1132 | 0405-1133 | 0405-1134 |
| WR 450 F 05-19         | 0405-1128   | 0405-1129 | 0405-1130 | 0405-1131 | 0405-1132 | 0405-1133 | 0405-1134 |

**FORK SPRINGS - 435 OUTSIDE DIA/498 LENGTH**

| MAKE/MODEL/YEAR | 3.8 N/MM  | SPRING RATE |           |           |           |           |           |           |           |
|-----------------|-----------|-------------|-----------|-----------|-----------|-----------|-----------|-----------|-----------|
|                 |           | 4.0 N/MM    | 4.2 N/MM  | 4.4 N/MM  | 4.6 N/MM  | 4.8 N/MM  | 5.0 N/MM  | 5.2 N/MM  | 5.4 N/MM  |
| <b>KAWASAKI</b> |           |             |           |           |           |           |           |           |           |
| KX250 20-23     | 0405-1141 | 0405-1142   | 0405-1143 | 0405-1144 | 0405-1145 | 0405-1146 | 0405-1147 | 0405-1148 | 0405-1149 |
| <b>SUZUKI</b>   |           |             |           |           |           |           |           |           |           |
| RM-Z 250 19-23  | 0405-1141 | 0405-1142   | 0405-1143 | 0405-1144 | 0405-1145 | 0405-1146 | 0405-1147 | 0405-1148 | 0405-1149 |
| <b>YAMAHA</b>   |           |             |           |           |           |           |           |           |           |
| YZ 125 22-23    | 0405-1141 | 0405-1142   | 0405-1143 | 0405-1144 | 0405-1145 | 0405-1146 | 0405-1147 | 0405-1148 | 0405-1149 |
| YZ 250 F 14-23  | 0405-1141 | 0405-1142   | 0405-1143 | 0405-1144 | 0405-1145 | 0405-1146 | 0405-1147 | 0405-1148 | 0405-1149 |
| YZ 250 FX 16-23 | 0405-1141 | 0405-1142   | 0405-1143 | 0405-1144 | 0405-1145 | 0405-1146 | 0405-1147 | 0405-1148 | 0405-1149 |
| YZ 450 F 14-22  | 0405-1141 | 0405-1142   | 0405-1143 | 0405-1144 | 0405-1145 | 0405-1146 | 0405-1147 | 0405-1148 | 0405-1149 |
| YZ 450 FX 19-21 | 0405-1141 | 0405-1142   | 0405-1143 | 0405-1144 | 0405-1145 | 0405-1146 | 0405-1147 | 0405-1148 | 0405-1149 |
| WR 250F 20-23   | 0405-1141 | 0405-1142   | 0405-1143 | 0405-1144 | 0405-1145 | 0405-1146 | 0405-1147 | 0405-1148 | 0405-1149 |
| WR 450F 18-23   | 0405-1141 | 0405-1142   | 0405-1143 | 0405-1144 | 0405-1145 | 0405-1146 | 0405-1147 | 0405-1148 | 0405-1149 |

**FORK SPRINGS - 45 OUTSIDE DIA/475 LENGTH**

| MAKE/MODEL/YEAR | SPRING RATE |           |           |           |           |           |
|-----------------|-------------|-----------|-----------|-----------|-----------|-----------|
|                 | 4.4 N/MM    | 4.6 N/MM  | 4.8 N/MM  | 5.0 N/MM  | 5.2 N/MM  | 5.4 N/MM  |
| <b>HONDA</b>    |             |           |           |           |           |           |
| CRF250 RX 19-23 | 0405-1150   | 0405-1151 | 0405-1152 | 0405-1153 | 0405-1154 | 0405-1155 |
| CRF450L 18-21   | 0405-1150   | 0405-1151 | 0405-1152 | 0405-1153 | 0405-1154 | 0405-1155 |
| CRF450R 17-23   | 0405-1150   | 0405-1151 | 0405-1152 | 0405-1153 | 0405-1154 | 0405-1155 |
| CRF450RX 17     | 0405-1150   | 0405-1151 | 0405-1152 | 0405-1153 | 0405-1154 | 0405-1155 |
| CRF450WE 19     | 0405-1150   | 0405-1151 | 0405-1152 | 0405-1153 | 0405-1154 | 0405-1155 |
| CRF450X 18-20   | 0405-1150   | 0405-1151 | 0405-1152 | 0405-1153 | 0405-1154 | 0405-1155 |
| <b>KAWASAKI</b> |             |           |           |           |           |           |
| KX450 19-23     | 0405-1150   | 0405-1151 | 0405-1152 | 0405-1153 | 0405-1154 | 0405-1155 |
| KX450 XC 21-23  | 0405-1150   | 0405-1151 | 0405-1152 | 0405-1153 | 0405-1154 | 0405-1155 |
| <b>SUZUKI</b>   |             |           |           |           |           |           |
| RM-Z 450 18-23  | 0405-1150   | 0405-1151 | 0405-1152 | 0405-1153 | 0405-1154 | 0405-1155 |

**FORK SPRINGS - 435 OUTSIDE DIA/460 LENGTH**

| MAKE/MODEL/YEAR | SPRING RATE |           |           |           |           |           |
|-----------------|-------------|-----------|-----------|-----------|-----------|-----------|
|                 | 4.0 N/MM    | 4.2 N/MM  | 4.4 N/MM  | 4.6 N/MM  | 4.8 N/MM  | 5.0 N/MM  |
| <b>HONDA</b>    |             |           |           |           |           |           |
| CRF250 10-14    | 0405-1177   | 0405-1178 | 0405-1179 | 0405-1180 | 0405-1181 | 0405-1182 |
| CRF450R 09-12   | 0405-1177   | 0405-1178 | 0405-1179 | 0405-1180 | 0405-1181 | 0405-1182 |
| <b>KAWASAKI</b> |             |           |           |           |           |           |
| KX125 02-08     | 0405-1177   | 0405-1178 | 0405-1179 | 0405-1180 | 0405-1181 | 0405-1182 |
| KX250 04-05     | 0405-1177   | 0405-1178 | 0405-1179 | 0405-1180 | 0405-1181 | 0405-1182 |
| KLX450R 07-20   | 0405-1177   | 0405-1178 | 0405-1179 | 0405-1180 | 0405-1181 | 0405-1182 |
| <b>SUZUKI</b>   |             |           |           |           |           |           |
| RM-Z 250 04-06  | 0405-1177   | 0405-1178 | 0405-1179 | 0405-1180 | 0405-1181 | 0405-1182 |

APPAREL

HELMETS & GOGGLES

RIDER ARMOR

OUTERWEAR

YOUTH

LUGGAGE & PACKS

BIKE BODY

BIKE CONTROLS

BIKE SUSPENSION

BIKE BRAKING

BIKE DRIVE

BIKE BEARINGS

BIKE ENGINE

BIKE ELECTRICAL

BIKE EXHAUST

BIKE WHEELS

BICYCLE

GARAGE & PROMO

SIZING CHART



| <b>FORK SPRINGS - 435 OUTSIDE DIA/455 LENGTH</b> |                    |                 |                 |                 |                 |                 |                 |
|--|--------------------|-----------------|-----------------|-----------------|-----------------|-----------------|-----------------|
| <b>MAKE/MODEL/YEAR</b>                           | <b>SPRING RATE</b> |                 |                 |                 |                 |                 |                 |
|  | <b>3.8 N/MM</b>    | <b>4.0 N/MM</b> | <b>4.2 N/MM</b> | <b>4.4 N/MM</b> | <b>4.6 N/MM</b> | <b>4.8 N/MM</b> | <b>5.0 N/MM</b> |
| <b>FANTIC</b>                                    |                    |                 |                 |                 |                 |                 |                 |
| XE 125 20  | 0405-1166          | 0405-1167       | 0405-1168       | 0405-1169       | 0405-1170       | 0405-1171       | 0405-1172       |
| XX 250 20  | 0405-1166          | 0405-1167       | 0405-1168       | 0405-1169       | 0405-1170       | 0405-1171       | 0405-1172       |
| <b>GAS GAS</b>                                   |                    |                 |                 |                 |                 |                 |                 |
| EC125 20   | 0405-1166          | 0405-1167       | 0405-1168       | 0405-1169       | 0405-1170       | 0405-1171       | 0405-1172       |
| EC200 RACING 19-20                               | 0405-1166          | 0405-1167       | 0405-1168       | 0405-1169       | 0405-1170       | 0405-1171       | 0405-1172       |
| XC200 19   | 0405-1166          | 0405-1167       | 0405-1168       | 0405-1169       | 0405-1170       | 0405-1171       | 0405-1172       |
| XC 250 18-19                                     | 0405-1166          | 0405-1167       | 0405-1168       | 0405-1169       | 0405-1170       | 0405-1171       | 0405-1172       |
| XC 300 18-19                                     | 0405-1166          | 0405-1167       | 0405-1168       | 0405-1169       | 0405-1170       | 0405-1171       | 0405-1172       |
| EC250 RACING 19-21                               | 0405-1166          | 0405-1167       | 0405-1168       | 0405-1169       | 0405-1170       | 0405-1171       | 0405-1172       |
| EC250 SIX DAYS 19                                | 0405-1166          | 0405-1167       | 0405-1168       | 0405-1169       | 0405-1170       | 0405-1171       | 0405-1172       |
| EC250F 21  | 0405-1166          | 0405-1167       | 0405-1168       | 0405-1169       | 0405-1170       | 0405-1171       | 0405-1172       |
| EC300 SIX DAYS 19                                | 0405-1166          | 0405-1167       | 0405-1168       | 0405-1169       | 0405-1170       | 0405-1171       | 0405-1172       |
| EC 300 E4 18                                     | 0405-1166          | 0405-1167       | 0405-1168       | 0405-1169       | 0405-1170       | 0405-1171       | 0405-1172       |
| EC 300 RACING 19-21                              | 0405-1166          | 0405-1167       | 0405-1168       | 0405-1169       | 0405-1170       | 0405-1171       | 0405-1172       |
| EC300 I 21                                       | 0405-1166          | 0405-1167       | 0405-1168       | 0405-1169       | 0405-1170       | 0405-1171       | 0405-1172       |
| EC350 I 21                                       | 0405-1166          | 0405-1167       | 0405-1168       | 0405-1169       | 0405-1170       | 0405-1171       | 0405-1172       |
| ENDURO GP 250 18                                 | 0405-1166          | 0405-1167       | 0405-1168       | 0405-1169       | 0405-1170       | 0405-1171       | 0405-1172       |
| ENDURO GP 300 18                                 | 0405-1166          | 0405-1167       | 0405-1168       | 0405-1169       | 0405-1170       | 0405-1171       | 0405-1172       |
| <b>HUSQVARNA</b>                                 |                    |                 |                 |                 |                 |                 |                 |
| CR125 10-13                                      | 0405-1166          | 0405-1167       | 0405-1168       | 0405-1169       | 0405-1170       | 0405-1171       | 0405-1172       |
| CR150 11   | 0405-1166          | 0405-1167       | 0405-1168       | 0405-1169       | 0405-1170       | 0405-1171       | 0405-1172       |
| TC250 10-13                                      | 0405-1166          | 0405-1167       | 0405-1168       | 0405-1169       | 0405-1170       | 0405-1171       | 0405-1172       |
| TC449 11-13                                      | 0405-1166          | 0405-1167       | 0405-1168       | 0405-1169       | 0405-1170       | 0405-1171       | 0405-1172       |
| TE250 10   | 0405-1166          | 0405-1167       | 0405-1168       | 0405-1169       | 0405-1170       | 0405-1171       | 0405-1172       |
| TE511 11-13                                      | 0405-1166          | 0405-1167       | 0405-1168       | 0405-1169       | 0405-1170       | 0405-1171       | 0405-1172       |
| TXC250 10-13                                     | 0405-1166          | 0405-1167       | 0405-1168       | 0405-1169       | 0405-1170       | 0405-1171       | 0405-1172       |
| TXC449 11-13                                     | 0405-1166          | 0405-1167       | 0405-1168       | 0405-1169       | 0405-1170       | 0405-1171       | 0405-1172       |
| TXC450 10  | 0405-1166          | 0405-1167       | 0405-1168       | 0405-1169       | 0405-1170       | 0405-1171       | 0405-1172       |
| TXC510 10  | 0405-1166          | 0405-1167       | 0405-1168       | 0405-1169       | 0405-1170       | 0405-1171       | 0405-1172       |
| TXC511 11-13                                     | 0405-1166          | 0405-1167       | 0405-1168       | 0405-1169       | 0405-1170       | 0405-1171       | 0405-1172       |
| <b>KTM</b>                                       |                    |                 |                 |                 |                 |                 |                 |
| 125EXC SIX DAYS 13-17                            | 0405-1166          | 0405-1167       | 0405-1168       | 0405-1169       | 0405-1170       | 0405-1171       | 0405-1172       |
| 150XC 14   | 0405-1166          | 0405-1167       | 0405-1168       | 0405-1169       | 0405-1170       | 0405-1171       | 0405-1172       |
| 250EXC SIX DAYS 13-16                            | 0405-1166          | 0405-1167       | 0405-1168       | 0405-1169       | 0405-1170       | 0405-1171       | 0405-1172       |
| 250EXC-F SIX DAYS 13-16                          | 0405-1166          | 0405-1167       | 0405-1168       | 0405-1169       | 0405-1170       | 0405-1171       | 0405-1172       |
| 250XC-F 14-15                                    | 0405-1166          | 0405-1167       | 0405-1168       | 0405-1169       | 0405-1170       | 0405-1171       | 0405-1172       |
| 300EXC SIX DAYS 13-16                            | 0405-1166          | 0405-1167       | 0405-1168       | 0405-1169       | 0405-1170       | 0405-1171       | 0405-1172       |
| 300XC 14   | 0405-1166          | 0405-1167       | 0405-1168       | 0405-1169       | 0405-1170       | 0405-1171       | 0405-1172       |
| 350EXC-F SIX DAYS 13-16                          | 0405-1166          | 0405-1167       | 0405-1168       | 0405-1169       | 0405-1170       | 0405-1171       | 0405-1172       |
| 350XC-F 14                                       | 0405-1166          | 0405-1167       | 0405-1168       | 0405-1169       | 0405-1170       | 0405-1171       | 0405-1172       |
| 450EXC-F SIX DAYS 13-16                          | 0405-1166          | 0405-1167       | 0405-1168       | 0405-1169       | 0405-1170       | 0405-1171       | 0405-1172       |
| 450SMR 17  | 0405-1166          | 0405-1167       | 0405-1168       | 0405-1169       | 0405-1170       | 0405-1171       | 0405-1172       |
| 450XC-F 14                                       | 0405-1166          | 0405-1167       | 0405-1168       | 0405-1169       | 0405-1170       | 0405-1171       | 0405-1172       |
| 500EXC-F SIX DAYS 13-16                          | 0405-1166          | 0405-1167       | 0405-1168       | 0405-1169       | 0405-1170       | 0405-1171       | 0405-1172       |
| 125SX 07   | 0405-1166          | 0405-1167       | 0405-1168       | 0405-1169       | 0405-1170       | 0405-1171       | 0405-1172       |
| 250EXC 17  | 0405-1166          | 0405-1167       | 0405-1168       | 0405-1169       | 0405-1170       | 0405-1171       | 0405-1172       |
| 250SX 07   | 0405-1166          | 0405-1167       | 0405-1168       | 0405-1169       | 0405-1170       | 0405-1171       | 0405-1172       |
| 250SX-F 07                                       | 0405-1166          | 0405-1167       | 0405-1168       | 0405-1169       | 0405-1170       | 0405-1171       | 0405-1172       |
| 450SX-F 07                                       | 0405-1166          | 0405-1167       | 0405-1168       | 0405-1169       | 0405-1170       | 0405-1171       | 0405-1172       |
| 530SX-F 07                                       | 0405-1166          | 0405-1167       | 0405-1168       | 0405-1169       | 0405-1170       | 0405-1171       | 0405-1172       |
| <b>YAMAHA</b>                                    |                    |                 |                 |                 |                 |                 |                 |
| YZ 125 06-21                                     | 0405-1166          | 0405-1167       | 0405-1168       | 0405-1169       | 0405-1170       | 0405-1171       | 0405-1172       |
| YZ 125 X 21                                      | 0405-1166          | 0405-1167       | 0405-1168       | 0405-1169       | 0405-1170       | 0405-1171       | 0405-1172       |
| YZ 250 06-21                                     | 0405-1166          | 0405-1167       | 0405-1168       | 0405-1169       | 0405-1170       | 0405-1171       | 0405-1172       |
| YZ 250 F 06-13                                   | 0405-1166          | 0405-1167       | 0405-1168       | 0405-1169       | 0405-1170       | 0405-1171       | 0405-1172       |
| YZ 250 X 15-21                                   | 0405-1166          | 0405-1167       | 0405-1168       | 0405-1169       | 0405-1170       | 0405-1171       | 0405-1172       |
| YZ 450 F 04-09                                   | 0405-1166          | 0405-1167       | 0405-1168       | 0405-1169       | 0405-1170       | 0405-1171       | 0405-1172       |

| <b>FORK SPRINGS - 41 OUTSIDE DIA/460 LENGTH</b> |                    |                 |                 |                 |
|---|--------------------|-----------------|-----------------|-----------------|
| <b>MAKE/MODEL/YEAR</b>                          | <b>SPRING RATE</b> |                 |                 |                 |
|   | <b>4.0 N/MM</b>    | <b>4.2 N/MM</b> | <b>4.4 N/MM</b> | <b>4.6 N/MM</b> |
| <b>BETA</b>                                     |                    |                 |                 |                 |
| RR 2T 250 13-16                                 | 0405-1173          | 0405-1174       | 0405-1175       | 0405-1176       |
| RR 2T 300 13-16                                 | 0405-1173          | 0405-1174       | 0405-1175       | 0405-1176       |
| RR 4T 350 13-16                                 | 0405-1173          | 0405-1174       | 0405-1175       | 0405-1176       |
| RR 4T 400 13-14                                 | 0405-1173          | 0405-1174       | 0405-1175       | 0405-1176       |
| RR 4T 450 13-15                                 | 0405-1173          | 0405-1174       | 0405-1175       | 0405-1176       |
| RR 4T 498 13-14                                 | 0405-1173          | 0405-1174       | 0405-1175       | 0405-1176       |
| RR 2T 19  | 0405-1173          | 0405-1174       | 0405-1175       | 0405-1176       |
| RR 2T 125 RC 20-21                              | 0405-1173          | 0405-1174       | 0405-1175       | 0405-1176       |
| RR 2T 200 19                                    | 0405-1173          | 0405-1174       | 0405-1175       | 0405-1176       |
| RR 2T 250 19                                    | 0405-1173          | 0405-1174       | 0405-1175       | 0405-1176       |
| RR 2T 250 RC 20-21                              | 0405-1173          | 0405-1174       | 0405-1175       | 0405-1176       |
| RR 2T 300 19                                    | 0405-1173          | 0405-1174       | 0405-1175       | 0405-1176       |

**FORK SPRINGS - 41 OUTSIDE DIA/460 LENGTH (CON'T)**

| MAKE/MODEL/YEAR     | SPRING RATE |           |           |           |
|---------------------|-------------|-----------|-----------|-----------|
|                     | 4.0 N/MM    | 4.2 N/MM  | 4.4 N/MM  | 4.6 N/MM  |
| <b>BETA (CON'T)</b> |             |           |           |           |
| RR 2T 300 RC 20-21  | 0405-1173   | 0405-1174 | 0405-1175 | 0405-1176 |
| RR 4T 350 19        | 0405-1173   | 0405-1174 | 0405-1175 | 0405-1176 |
| RR 4T 350 RC 20-21  | 0405-1173   | 0405-1174 | 0405-1175 | 0405-1176 |
| RR 4T 390 RC 20-21  | 0405-1173   | 0405-1174 | 0405-1175 | 0405-1176 |
| RR 4T 430 19        | 0405-1173   | 0405-1174 | 0405-1175 | 0405-1176 |
| RR 4T 430 RC 20-21  | 0405-1173   | 0405-1174 | 0405-1175 | 0405-1176 |
| RR 4T 480 19        | 0405-1173   | 0405-1174 | 0405-1175 | 0405-1176 |
| RR 4T 490 RC 20-21  | 0405-1173   | 0405-1174 | 0405-1175 | 0405-1176 |
| <b>SUZUKI</b>       |             |           |           |           |
| RM -Z 250 04-06     | 0405-1173   | 0405-1174 | 0405-1175 | 0405-1176 |
| RM -Z 250 04-06     | 0405-1173   | 0405-1174 | 0405-1175 | 0405-1176 |
| <b>YAMAHA</b>       |             |           |           |           |
| YZ 125 96-03        | 0405-1173   | 0405-1174 | 0405-1175 | 0405-1176 |
| YZ 250 96-03        | 0405-1173   | 0405-1174 | 0405-1175 | 0405-1176 |
| YZ250F 01-03        | 0405-1173   | 0405-1174 | 0405-1175 | 0405-1176 |
| YZ400F 98-99        | 0405-1173   | 0405-1174 | 0405-1175 | 0405-1176 |
| YZ426F 00-02        | 0405-1173   | 0405-1174 | 0405-1175 | 0405-1176 |
| YZ 450F 03          | 0405-1173   | 0405-1174 | 0405-1175 | 0405-1176 |
| WR 250 F 02-04      | 0405-1173   | 0405-1174 | 0405-1175 | 0405-1176 |
| WR 400F 99-00       | 0405-1173   | 0405-1174 | 0405-1175 | 0405-1176 |
| WR 426 F 01-02      | 0405-1173   | 0405-1174 | 0405-1175 | 0405-1176 |
| WR450F 03-04        | 0405-1173   | 0405-1174 | 0405-1175 | 0405-1176 |



**PREMIUM REAR SHOCK SPRINGS** \$116<sup>95</sup> - \$131<sup>95</sup>

- NOK shock springs use the highest-grade chrome silicone wire
- Cold coiled then heat treated
- Pre-set, ground to length and polished
- Phosphate and powder coated
- All spring rates are +/- 2.5% accuracy.
- Manufactured to DIN 2095 Grade1, ISO 9000/2000 standards

**SHOCK SPRINGS - 47 OUTSIDE DIA/130 LENGTH**

| MAKE/MODEL/YEAR  | SPRING RATE |           |           |           |           |
|------------------|-------------|-----------|-----------|-----------|-----------|
|                  | 25 N/MM     | 30 N/MM   | 35 N/MM   | 40 N/MM   | 45 N/MM   |
| <b>GAS GAS</b>   |             |           |           |           |           |
| MC 50 21-23      | 1312-0941   | 1312-0942 | 1312-0943 | 1312-0944 | 1312-0945 |
| <b>HUSQVARNA</b> |             |           |           |           |           |
| TC 50 17-23      | 1312-0941   | 1312-0942 | 1312-0943 | 1312-0944 | 1312-0945 |
| <b>KTM</b>       |             |           |           |           |           |
| SX 50 16-23      | 1312-0941   | 1312-0942 | 1312-0943 | 1312-0944 | 1312-0945 |

**SHOCK SPRINGS - 47 OUTSIDE DIA/210 LENGTH**

| MAKE/MODEL/YEAR  | SPRING RATE |           |           |           |           |
|------------------|-------------|-----------|-----------|-----------|-----------|
|                  | 25 N/MM     | 30 N/MM   | 35 N/MM   | 45 N/MM   | 50 N/MM   |
| <b>GAS GAS</b>   |             |           |           |           |           |
| MC65 21-23       | 1312-0946   | 1312-0947 | 1312-0948 | 1312-0949 | 1312-0950 |
| <b>HUSQVARNA</b> |             |           |           |           |           |
| TC65 17-21       | 1312-0946   | 1312-0947 | 1312-0948 | 1312-0949 | 1312-0950 |
| <b>KTM</b>       |             |           |           |           |           |
| SX65 15-21       | 1312-0946   | 1312-0947 | 1312-0948 | 1312-0949 | 1312-0950 |

**SHOCK SPRINGS - 55 OUTSIDE DIA/205 LENGTH**

| MAKE/MODEL/YEAR | SPRING RATE |           |           |           |
|-----------------|-------------|-----------|-----------|-----------|
|                 | 25 N/MM     | 30 N/MM   | 35 N/MM   | 40 N/MM   |
| <b>YAMAHA</b>   |             |           |           |           |
| YZ 65 18-22     | 1312-0951   | 1312-0952 | 1312-0953 | 1312-0954 |

**SHOCK SPRINGS - 6466 OUTSIDE DIA/275 LENGTH**

| MAKE/MODEL/YEAR | SPRING RATE |           |           |           |           |           |           |           |
|-----------------|-------------|-----------|-----------|-----------|-----------|-----------|-----------|-----------|
|                 | 45 N/MM     | 48 N/MM   | 51 N/MM   | 54 N/MM   | 57 N/MM   | 60 N/MM   | 63 N/MM   | 65 N/MM   |
| <b>YAMAHA</b>   |             |           |           |           |           |           |           |           |
| WR250F 15-20    | 1312-1005   | 1312-1006 | 1312-1007 | 1312-1008 | 1312-1009 | 1312-1010 | 1312-1011 | 1312-1012 |
| WR450F 20-21    | 1312-1005   | 1312-1006 | 1312-1007 | 1312-1008 | 1312-1009 | 1312-1010 | 1312-1011 | 1312-1012 |
| YZ250F 14-21    | 1312-1005   | 1312-1006 | 1312-1007 | 1312-1008 | 1312-1009 | 1312-1010 | 1312-1011 | 1312-1012 |
| YZ450F 14-21    | 1312-1005   | 1312-1006 | 1312-1007 | 1312-1008 | 1312-1009 | 1312-1010 | 1312-1011 | 1312-1012 |
| YZ450FX 20      | 1312-1005   | 1312-1006 | 1312-1007 | 1312-1008 | 1312-1009 | 1312-1010 | 1312-1011 | 1312-1012 |

**SHOCK SPRINGS - 59 OUTSIDE DIA/215 LENGTH**

| MAKE/MODEL/YEAR  | SPRING RATE |           |           |           |           |           |
|------------------|-------------|-----------|-----------|-----------|-----------|-----------|
|                  | 30 N/MM     | 35 N/MM   | 45 N/MM   | 50 N/MM   | 55 N/MM   | 60 N/MM   |
| <b>HUSQVARNA</b> |             |           |           |           |           |           |
| TC85 16-22       | 1312-0955   | 1312-0956 | 1312-0957 | 1312-0958 | 1312-0959 | 1312-0960 |
| <b>KTM</b>       |             |           |           |           |           |           |
| SX85 16-22       | 1312-0955   | 1312-0956 | 1312-0957 | 1312-0958 | 1312-0959 | 1312-0960 |
| <b>GAS GAS</b>   |             |           |           |           |           |           |
| MC 85 21-22      | 1312-0955   | 1312-0956 | 1312-0957 | 1312-0958 | 1312-0959 | 1312-0960 |

APPAREL

HELMETS & GOGGLES

RIDER ARMOR

OUTERWEAR

YOUTH

LUGGAGE & PACKS

BIKE BODY

BIKE CONTROLS

BIKE SUSPENSION

BIKE BRAKING

BIKE DRIVE

BIKE BEARINGS

BIKE ENGINE

BIKE ELECTRICAL

BIKE EXHAUST

BIKE WHEELS

BICYCLE

GARAGE & PROMO

SIZING CHART





**SHOCK SPRINGS - 5962 OUTSIDE DIA/270 LENGTH (CON'T)**

| MAKE/MODEL/YEAR      | SPRING RATE |           |           |           |           |           |           |           |           |
|----------------------|-------------|-----------|-----------|-----------|-----------|-----------|-----------|-----------|-----------|
|                      | 40 N/MM     | 42.5 N/MM | 45 N/MM   | 47.5 N/MM | 50 N/MM   | 52.5 N/MM | 55 N/MM   | 57.5 N/MM | 60 N/MM   |
| <b>HONDA (CON'T)</b> |             |           |           |           |           |           |           |           |           |
| CR250R 86-99         | 1312-0961   | 1312-0962 | 1312-0963 | 1312-0964 | 1312-0965 | 1312-0966 | 1312-0967 | 1312-0968 | 1312-0969 |
| CR500R 86-02         | 1312-0961   | 1312-0962 | 1312-0963 | 1312-0964 | 1312-0965 | 1312-0966 | 1312-0967 | 1312-0968 | 1312-0969 |
| <b>HUSQVARNA</b>     |             |           |           |           |           |           |           |           |           |
| TC 250 12-13         | 1312-0961   | 1312-0962 | 1312-0963 | 1312-0964 | 1312-0965 | 1312-0966 | 1312-0967 | 1312-0968 | 1312-0969 |
| TC45 11-13           | 1312-0961   | 1312-0962 | 1312-0963 | 1312-0964 | 1312-0965 | 1312-0966 | 1312-0967 | 1312-0968 | 1312-0969 |
| TE 250 12-13         | 1312-0961   | 1312-0962 | 1312-0963 | 1312-0964 | 1312-0965 | 1312-0966 | 1312-0967 | 1312-0968 | 1312-0969 |
| TE 310 12-13         | 1312-0961   | 1312-0962 | 1312-0963 | 1312-0964 | 1312-0965 | 1312-0966 | 1312-0967 | 1312-0968 | 1312-0969 |
| TE 450 11-13         | 1312-0961   | 1312-0962 | 1312-0963 | 1312-0964 | 1312-0965 | 1312-0966 | 1312-0967 | 1312-0968 | 1312-0969 |
| TE 511 11-13         | 1312-0961   | 1312-0962 | 1312-0963 | 1312-0964 | 1312-0965 | 1312-0966 | 1312-0967 | 1312-0968 | 1312-0969 |
| TXC250 12-13         | 1312-0961   | 1312-0962 | 1312-0963 | 1312-0964 | 1312-0965 | 1312-0966 | 1312-0967 | 1312-0968 | 1312-0969 |
| TXC449 13            | 1312-0961   | 1312-0962 | 1312-0963 | 1312-0964 | 1312-0965 | 1312-0966 | 1312-0967 | 1312-0968 | 1312-0969 |
| TXC511 11-13         | 1312-0961   | 1312-0962 | 1312-0963 | 1312-0964 | 1312-0965 | 1312-0966 | 1312-0967 | 1312-0968 | 1312-0969 |
| <b>KAWASAKI</b>      |             |           |           |           |           |           |           |           |           |
| KLX450R 07           | 1312-0961   | 1312-0962 | 1312-0963 | 1312-0964 | 1312-0965 | 1312-0966 | 1312-0967 | 1312-0968 | 1312-0969 |
| KX125 89-08          | 1312-0961   | 1312-0962 | 1312-0963 | 1312-0964 | 1312-0965 | 1312-0966 | 1312-0967 | 1312-0968 | 1312-0969 |
| KX250 89-08          | 1312-0961   | 1312-0962 | 1312-0963 | 1312-0964 | 1312-0965 | 1312-0966 | 1312-0967 | 1312-0968 | 1312-0969 |
| KX250F 04-05         | 1312-0961   | 1312-0962 | 1312-0963 | 1312-0964 | 1312-0965 | 1312-0966 | 1312-0967 | 1312-0968 | 1312-0969 |
| KX450F 06-08         | 1312-0961   | 1312-0962 | 1312-0963 | 1312-0964 | 1312-0965 | 1312-0966 | 1312-0967 | 1312-0968 | 1312-0969 |
| KX500 93-04          | 1312-0961   | 1312-0962 | 1312-0963 | 1312-0964 | 1312-0965 | 1312-0966 | 1312-0967 | 1312-0968 | 1312-0969 |
| <b>SUZUKI</b>        |             |           |           |           |           |           |           |           |           |
| RM125 95-97          | 1312-0961   | 1312-0962 | 1312-0963 | 1312-0964 | 1312-0965 | 1312-0966 | 1312-0967 | 1312-0968 | 1312-0969 |
| RM250 87-97          | 1312-0961   | 1312-0962 | 1312-0963 | 1312-0964 | 1312-0965 | 1312-0966 | 1312-0967 | 1312-0968 | 1312-0969 |
| RM250 01-03          | 1312-0961   | 1312-0962 | 1312-0963 | 1312-0964 | 1312-0965 | 1312-0966 | 1312-0967 | 1312-0968 | 1312-0969 |
| RMZ 250F 04-06       | 1312-0961   | 1312-0962 | 1312-0963 | 1312-0964 | 1312-0965 | 1312-0966 | 1312-0967 | 1312-0968 | 1312-0969 |
| <b>YAMAHA</b>        |             |           |           |           |           |           |           |           |           |
| WR250F 02-14         | 1312-0961   | 1312-0962 | 1312-0963 | 1312-0964 | 1312-0965 | 1312-0966 | 1312-0967 | 1312-0968 | 1312-0969 |
| WR426 F 01-02        | 1312-0961   | 1312-0962 | 1312-0963 | 1312-0964 | 1312-0965 | 1312-0966 | 1312-0967 | 1312-0968 | 1312-0969 |
| WR450 F 03-15        | 1312-0961   | 1312-0962 | 1312-0963 | 1312-0964 | 1312-0965 | 1312-0966 | 1312-0967 | 1312-0968 | 1312-0969 |
| YZ 125 88-21         | 1312-0961   | 1312-0962 | 1312-0963 | 1312-0964 | 1312-0965 | 1312-0966 | 1312-0967 | 1312-0968 | 1312-0969 |
| YZ125 X 21-21        | 1312-0961   | 1312-0962 | 1312-0963 | 1312-0964 | 1312-0965 | 1312-0966 | 1312-0967 | 1312-0968 | 1312-0969 |
| YZ 250 81-21         | 1312-0961   | 1312-0962 | 1312-0963 | 1312-0964 | 1312-0965 | 1312-0966 | 1312-0967 | 1312-0968 | 1312-0969 |
| YZ 250 F 01-13       | 1312-0961   | 1312-0962 | 1312-0963 | 1312-0964 | 1312-0965 | 1312-0966 | 1312-0967 | 1312-0968 | 1312-0969 |
| YZ 250 16-21         | 1312-0961   | 1312-0962 | 1312-0963 | 1312-0964 | 1312-0965 | 1312-0966 | 1312-0967 | 1312-0968 | 1312-0969 |
| YZ 426 F 00-02       | 1312-0961   | 1312-0962 | 1312-0963 | 1312-0964 | 1312-0965 | 1312-0966 | 1312-0967 | 1312-0968 | 1312-0969 |
| YZ 450 F 03-09       | 1312-0961   | 1312-0962 | 1312-0963 | 1312-0964 | 1312-0965 | 1312-0966 | 1312-0967 | 1312-0968 | 1312-0969 |

**SHOCK SPRINGS - 59 OUTSIDE DIA/225 LENGTH**

| MAKE/MODEL/YEAR                 | SPRING RATE   |               |               |               |           |               |           |               |           |               |               |           |               |
|---------------------------------|---------------|---------------|---------------|---------------|-----------|---------------|-----------|---------------|-----------|---------------|---------------|-----------|---------------|
|                                 | 54/57/60 N/MM | 57/60/63 N/MM | 63/66/69 N/MM | 66/69/72 N/MM | 69 N/MM   | 69/72/75 N/MM | 72 N/MM   | 72/75/78 N/MM | 75 N/MM   | 75/78/81 N/MM | 78/81/84 N/MM | 80 N/MM   | 81/84/87 N/MM |
| <b>KTM</b>                      |               |               |               |               |           |               |           |               |           |               |               |           |               |
| 150EXC TPI 20-21                | 1312-1013     | 1312-1014     | 1312-1015     | 1312-1016     | 1312-1017 | 1312-1018     | 1312-1019 | 1312-1020     | 1312-1021 | 1312-1022     | 1312-1023     | 1312-1024 | 1312-1025     |
| 150 XC-W 17-23                  | 1312-1013     | 1312-1014     | 1312-1015     | 1312-1016     | 1312-1017 | 1312-1018     | 1312-1019 | 1312-1020     | 1312-1021 | 1312-1022     | 1312-1023     | 1312-1024 | 1312-1025     |
| 250 EXC 17                      | 1312-1013     | 1312-1014     | 1312-1015     | 1312-1016     | 1312-1017 | 1312-1018     | 1312-1019 | 1312-1020     | 1312-1021 | 1312-1022     | 1312-1023     | 1312-1024 | 1312-1025     |
| 250 EXC SIX DAYS 17             | 1312-1013     | 1312-1014     | 1312-1015     | 1312-1016     | 1312-1017 | 1312-1018     | 1312-1019 | 1312-1020     | 1312-1021 | 1312-1022     | 1312-1023     | 1312-1024 | 1312-1025     |
| 250 EXC TPI 18-21               | 1312-1013     | 1312-1014     | 1312-1015     | 1312-1016     | 1312-1017 | 1312-1018     | 1312-1019 | 1312-1020     | 1312-1021 | 1312-1022     | 1312-1023     | 1312-1024 | 1312-1025     |
| 250 EXC TPI SIX DAYS 18-21      | 1312-1013     | 1312-1014     | 1312-1015     | 1312-1016     | 1312-1017 | 1312-1018     | 1312-1019 | 1312-1020     | 1312-1021 | 1312-1022     | 1312-1023     | 1312-1024 | 1312-1025     |
| 250 EXC-F 17-21                 | 1312-1013     | 1312-1014     | 1312-1015     | 1312-1016     | 1312-1017 | 1312-1018     | 1312-1019 | 1312-1020     | 1312-1021 | 1312-1022     | 1312-1023     | 1312-1024 | 1312-1025     |
| 250 EXC-F SIX DAYS 17-21        | 1312-1013     | 1312-1014     | 1312-1015     | 1312-1016     | 1312-1017 | 1312-1018     | 1312-1019 | 1312-1020     | 1312-1021 | 1312-1022     | 1312-1023     | 1312-1024 | 1312-1025     |
| 250 XC-W 17-19                  | 1312-1013     | 1312-1014     | 1312-1015     | 1312-1016     | 1312-1017 | 1312-1018     | 1312-1019 | 1312-1020     | 1312-1021 | 1312-1022     | 1312-1023     | 1312-1024 | 1312-1025     |
| 300 EXC 17                      | 1312-1013     | 1312-1014     | 1312-1015     | 1312-1016     | 1312-1017 | 1312-1018     | 1312-1019 | 1312-1020     | 1312-1021 | 1312-1022     | 1312-1023     | 1312-1024 | 1312-1025     |
| 300 EXC SIX DAYS 17             | 1312-1013     | 1312-1014     | 1312-1015     | 1312-1016     | 1312-1017 | 1312-1018     | 1312-1019 | 1312-1020     | 1312-1021 | 1312-1022     | 1312-1023     | 1312-1024 | 1312-1025     |
| 300 EXC TPI 18-21               | 1312-1013     | 1312-1014     | 1312-1015     | 1312-1016     | 1312-1017 | 1312-1018     | 1312-1019 | 1312-1020     | 1312-1021 | 1312-1022     | 1312-1023     | 1312-1024 | 1312-1025     |
| 300 EXC TPI ERZBERG RODEO 20-21 | 1312-1013     | 1312-1014     | 1312-1015     | 1312-1016     | 1312-1017 | 1312-1018     | 1312-1019 | 1312-1020     | 1312-1021 | 1312-1022     | 1312-1023     | 1312-1024 | 1312-1025     |
| 300EXC TPI SIX DAYS 18-21       | 1312-1013     | 1312-1014     | 1312-1015     | 1312-1016     | 1312-1017 | 1312-1018     | 1312-1019 | 1312-1020     | 1312-1021 | 1312-1022     | 1312-1023     | 1312-1024 | 1312-1025     |
| 300 XC-W 17-19                  | 1312-1013     | 1312-1014     | 1312-1015     | 1312-1016     | 1312-1017 | 1312-1018     | 1312-1019 | 1312-1020     | 1312-1021 | 1312-1022     | 1312-1023     | 1312-1024 | 1312-1025     |
| 350 EXC-F 17-21                 | 1312-1013     | 1312-1014     | 1312-1015     | 1312-1016     | 1312-1017 | 1312-1018     | 1312-1019 | 1312-1020     | 1312-1021 | 1312-1022     | 1312-1023     | 1312-1024 | 1312-1025     |
| 350 EXC-F SIX DAYS 17-21        | 1312-1013     | 1312-1014     | 1312-1015     | 1312-1016     | 1312-1017 | 1312-1018     | 1312-1019 | 1312-1020     | 1312-1021 | 1312-1022     | 1312-1023     | 1312-1024 | 1312-1025     |
| 450 EXC-F 17-21                 | 1312-1013     | 1312-1014     | 1312-1015     | 1312-1016     | 1312-1017 | 1312-1018     | 1312-1019 | 1312-1020     | 1312-1021 | 1312-1022     | 1312-1023     | 1312-1024 | 1312-1025     |
| 450 EXC-F SIX DAYS 17-21        | 1312-1013     | 1312-1014     | 1312-1015     | 1312-1016     | 1312-1017 | 1312-1018     | 1312-1019 | 1312-1020     | 1312-1021 | 1312-1022     | 1312-1023     | 1312-1024 | 1312-1025     |
| 500 EXC-F 17-20                 | 1312-1013     | 1312-1014     | 1312-1015     | 1312-1016     | 1312-1017 | 1312-1018     | 1312-1019 | 1312-1020     | 1312-1021 | 1312-1022     | 1312-1023     | 1312-1024 | 1312-1025     |
| 500 EXC-F SIX DAYS 17-20        | 1312-1013     | 1312-1014     | 1312-1015     | 1312-1016     | 1312-1017 | 1312-1018     | 1312-1019 | 1312-1020     | 1312-1021 | 1312-1022     | 1312-1023     | 1312-1024 | 1312-1025     |

APPAREL

HELMETS & GOGGLES

RIDER ARMOR

OUTERWEAR

YOUTH

LUGGAGE & PACKS

BIKE BODY

BIKE CONTROLS

BIKE SUSPENSION

BIKE BRAKING

BIKE DRIVE

BIKE BEARINGS

BIKE ENGINE

BIKE ELECTRICAL

BIKE EXHAUST

BIKE WHEELS

BICYCLE

GARAGE & PROMO

SIZING CHART

| <b>SHOCK SPRINGS - 6466 OUTSIDE DIA/260 LENGTH</b> |             |           |           |           |           |           |           |           |           |           |
|--|-------------|-----------|-----------|-----------|-----------|-----------|-----------|-----------|-----------|-----------|
| MAKE/MODEL/YEAR                                    | SPRING RATE |           |           |           |           |           |           |           |           |           |
|  | 42.5 N/MM   | 45 N/MM   | 47.5 N/MM | 50 N/MM   | 52.5 N/MM | 55 N/MM   | 57.5 N/MM | 60 N/MM   | 62.5 N/MM | 65 N/MM   |
| <b>HONDA</b>                                       |             |           |           |           |           |           |           |           |           |           |
| CRF250R 04-13                                      | 1312-0995   | 1312-0996 | 1312-0997 | 1312-0998 | 1312-0999 | 1312-1000 | 1312-1001 | 1312-1002 | 1312-1003 | 1312-1004 |
| CRF250X 05-17                                      | 1312-0995   | 1312-0996 | 1312-0997 | 1312-0998 | 1312-0999 | 1312-1000 | 1312-1001 | 1312-1002 | 1312-1003 | 1312-1004 |
| CRF450R 02-16                                      | 1312-0995   | 1312-0996 | 1312-0997 | 1312-0998 | 1312-0999 | 1312-1000 | 1312-1001 | 1312-1002 | 1312-1003 | 1312-1004 |
| CRF450X 05-17                                      | 1312-0995   | 1312-0996 | 1312-0997 | 1312-0998 | 1312-0999 | 1312-1000 | 1312-1001 | 1312-1002 | 1312-1003 | 1312-1004 |
| <b>KAWASAKI</b>                                    |             |           |           |           |           |           |           |           |           |           |
| KX250F 06-22                                       | 1312-0995   | 1312-0996 | 1312-0997 | 1312-0998 | 1312-0999 | 1312-1000 | 1312-1001 | 1312-1002 | 1312-1003 | 1312-1004 |
| KX450F 09-18                                       | 1312-0995   | 1312-0996 | 1312-0997 | 1312-0998 | 1312-0999 | 1312-1000 | 1312-1001 | 1312-1002 | 1312-1003 | 1312-1004 |
| <b>SHERCO</b>                                      |             |           |           |           |           |           |           |           |           |           |
| 125 SC FACTORY 19-20                               | 1312-0995   | 1312-0996 | 1312-0997 | 1312-0998 | 1312-0999 | 1312-1000 | 1312-1001 | 1312-1002 | 1312-1003 | 1312-1004 |
| 125 SE FACTORY 19-21                               | 1312-0995   | 1312-0996 | 1312-0997 | 1312-0998 | 1312-0999 | 1312-1000 | 1312-1001 | 1312-1002 | 1312-1003 | 1312-1004 |
| 250 SC FACTORY 19-20                               | 1312-0995   | 1312-0996 | 1312-0997 | 1312-0998 | 1312-0999 | 1312-1000 | 1312-1001 | 1312-1002 | 1312-1003 | 1312-1004 |
| 250 19-SE FACTORY 19-21                            | 1312-0995   | 1312-0996 | 1312-0997 | 1312-0998 | 1312-0999 | 1312-1000 | 1312-1001 | 1312-1002 | 1312-1003 | 1312-1004 |
| 250 SEF FACTORY 19-21                              | 1312-0995   | 1312-0996 | 1312-0997 | 1312-0998 | 1312-0999 | 1312-1000 | 1312-1001 | 1312-1002 | 1312-1003 | 1312-1004 |
| 300 SC FACTORY 19-20                               | 1312-0995   | 1312-0996 | 1312-0997 | 1312-0998 | 1312-0999 | 1312-1000 | 1312-1001 | 1312-1002 | 1312-1003 | 1312-1004 |
| 300 SE FACTORY 19-21                               | 1312-0995   | 1312-0996 | 1312-0997 | 1312-0998 | 1312-0999 | 1312-1000 | 1312-1001 | 1312-1002 | 1312-1003 | 1312-1004 |
| 300 SEF FACTORY 19-21                              | 1312-0995   | 1312-0996 | 1312-0997 | 1312-0998 | 1312-0999 | 1312-1000 | 1312-1001 | 1312-1002 | 1312-1003 | 1312-1004 |
| 450 SCF FACTORY 19-20                              | 1312-0995   | 1312-0996 | 1312-0997 | 1312-0998 | 1312-0999 | 1312-1000 | 1312-1001 | 1312-1002 | 1312-1003 | 1312-1004 |
| 450 SEF FACTORY 19-21                              | 1312-0995   | 1312-0996 | 1312-0997 | 1312-0998 | 1312-0999 | 1312-1000 | 1312-1001 | 1312-1002 | 1312-1003 | 1312-1004 |
| 500 SCF FACTORY 19-21                              | 1312-0995   | 1312-0996 | 1312-0997 | 1312-0998 | 1312-0999 | 1312-1000 | 1312-1001 | 1312-1002 | 1312-1003 | 1312-1004 |
| 500 SEF FACTORY 19-21                              | 1312-0995   | 1312-0996 | 1312-0997 | 1312-0998 | 1312-0999 | 1312-1000 | 1312-1001 | 1312-1002 | 1312-1003 | 1312-1004 |
| <b>SUZUKI</b>                                      |             |           |           |           |           |           |           |           |           |           |
| RM125 98-10  | 1312-0995   | 1312-0996 | 1312-0997 | 1312-0998 | 1312-0999 | 1312-1000 | 1312-1001 | 1312-1002 | 1312-1003 | 1312-1004 |
| RM250 98-00  | 1312-0995   | 1312-0996 | 1312-0997 | 1312-0998 | 1312-0999 | 1312-1000 | 1312-1001 | 1312-1002 | 1312-1003 | 1312-1004 |
| RM250 04-09  | 1312-0995   | 1312-0996 | 1312-0997 | 1312-0998 | 1312-0999 | 1312-1000 | 1312-1001 | 1312-1002 | 1312-1003 | 1312-1004 |
| RMX 450F 12-17                                     | 1312-0995   | 1312-0996 | 1312-0997 | 1312-0998 | 1312-0999 | 1312-1000 | 1312-1001 | 1312-1002 | 1312-1003 | 1312-1004 |
| RMZ 250F 07-18                                     | 1312-0995   | 1312-0996 | 1312-0997 | 1312-0998 | 1312-0999 | 1312-1000 | 1312-1001 | 1312-1002 | 1312-1003 | 1312-1004 |
| RMZ 450F 05-17                                     | 1312-0995   | 1312-0996 | 1312-0997 | 1312-0998 | 1312-0999 | 1312-1000 | 1312-1001 | 1312-1002 | 1312-1003 | 1312-1004 |
| <b>YAMAHA</b>                                      |             |           |           |           |           |           |           |           |           |           |
| WR450F 16-19                                       | 1312-0995   | 1312-0996 | 1312-0997 | 1312-0998 | 1312-0999 | 1312-1000 | 1312-1001 | 1312-1002 | 1312-1003 | 1312-1004 |
| YZ250FX 16-19                                      | 1312-0995   | 1312-0996 | 1312-0997 | 1312-0998 | 1312-0999 | 1312-1000 | 1312-1001 | 1312-1002 | 1312-1003 | 1312-1004 |
| YZ450F 10-13                                       | 1312-0995   | 1312-0996 | 1312-0997 | 1312-0998 | 1312-0999 | 1312-1000 | 1312-1001 | 1312-1002 | 1312-1003 | 1312-1004 |
| YZ450FX 16-20                                      | 1312-0995   | 1312-0996 | 1312-0997 | 1312-0998 | 1312-0999 | 1312-1000 | 1312-1001 | 1312-1002 | 1312-1003 | 1312-1004 |

| <b>SHOCK SPRINGS - 6466 OUTSIDE DIA/250 LENGTH</b> |             |           |           |           |           |           |           |           |  |
|--|-------------|-----------|-----------|-----------|-----------|-----------|-----------|-----------|--|
| MAKE/MODEL/YEAR                                    | SPRING RATE |           |           |           |           |           |           |           |  |
|  | 42 N/MM     | 45 N/MM   | 48 N/MM   | 51 N/MM   | 54 N/MM   | 57 N/MM   | 60 N/MM   | 63 N/MM   |  |
| <b>HONDA</b>                                       |             |           |           |           |           |           |           |           |  |
| CRF250F 14-23                                      | 1312-0987   | 1312-0988 | 1312-0989 | 1312-0990 | 1312-0991 | 1312-0992 | 1312-0993 | 1312-0994 |  |
| CRF250RX 19-23                                     | 1312-0987   | 1312-0988 | 1312-0989 | 1312-0990 | 1312-0991 | 1312-0992 | 1312-0993 | 1312-0994 |  |
| CRF450L 18-21                                      | 1312-0987   | 1312-0988 | 1312-0989 | 1312-0990 | 1312-0991 | 1312-0992 | 1312-0993 | 1312-0994 |  |
| CRF450R 17-21                                      | 1312-0987   | 1312-0988 | 1312-0989 | 1312-0990 | 1312-0991 | 1312-0992 | 1312-0993 | 1312-0994 |  |
| CRF450RX 17-21                                     | 1312-0987   | 1312-0988 | 1312-0989 | 1312-0990 | 1312-0991 | 1312-0992 | 1312-0993 | 1312-0994 |  |
| CRF450WE 19-21                                     | 1312-0987   | 1312-0988 | 1312-0989 | 1312-0990 | 1312-0991 | 1312-0992 | 1312-0993 | 1312-0994 |  |
| CRF450X 18-20                                      | 1312-0987   | 1312-0988 | 1312-0989 | 1312-0990 | 1312-0991 | 1312-0992 | 1312-0993 | 1312-0994 |  |
| <b>KAWASAKI</b>                                    |             |           |           |           |           |           |           |           |  |
| KX450F 19-23                                       | 1312-0987   | 1312-0988 | 1312-0989 | 1312-0990 | 1312-0991 | 1312-0992 | 1312-0993 | 1312-0994 |  |
| KX450 XC 21-23                                     | 1312-0987   | 1312-0988 | 1312-0989 | 1312-0990 | 1312-0991 | 1312-0992 | 1312-0993 | 1312-0994 |  |
| <b>SUZUKI</b>                                      |             |           |           |           |           |           |           |           |  |
| RM-Z 250F 19-23                                    | 1312-0987   | 1312-0988 | 1312-0989 | 1312-0990 | 1312-0991 | 1312-0992 | 1312-0993 | 1312-0994 |  |
| RM-Z 450F 18-23                                    | 1312-0987   | 1312-0988 | 1312-0989 | 1312-0990 | 1312-0991 | 1312-0992 | 1312-0993 | 1312-0994 |  |

| <b>SHOCK SPRINGS - 61 OUTSIDE DIA/260 LENGT</b> |             |           |           |           |           |
|---|-------------|-----------|-----------|-----------|-----------|
| MAKE/MODEL/YEAR                                 | SPRING RATE |           |           |           |           |
|   | 48 N/MM     | 51 N/MM   | 54 N/MM   | 57 N/MM   | 60 N/MM   |
| <b>BETA</b>                                     |             |           |           |           |           |
| RR-2T 125 18-21                                 | 1312-0970   | 1312-0971 | 1312-0972 | 1312-0973 | 1312-0974 |
| RR 2T 125 RC 20-21                              | 1312-0970   | 1312-0971 | 1312-0972 | 1312-0973 | 1312-0974 |
| RR 2T 200 19-20                                 | 1312-0970   | 1312-0971 | 1312-0972 | 1312-0973 | 1312-0974 |
| RR 2T 250 13-21                                 | 1312-0970   | 1312-0971 | 1312-0972 | 1312-0973 | 1312-0974 |
| RR 2T 250 RC 17-21                              | 1312-0970   | 1312-0971 | 1312-0972 | 1312-0973 | 1312-0974 |
| RR 2T 300 13-21                                 | 1312-0970   | 1312-0971 | 1312-0972 | 1312-0973 | 1312-0974 |
| RR 2T 300 RC 17-21                              | 1312-0970   | 1312-0971 | 1312-0972 | 1312-0973 | 1312-0974 |
| RR 4T 350 13-20                                 | 1312-0970   | 1312-0971 | 1312-0972 | 1312-0973 | 1312-0974 |
| RR 4T 350 RC 17-21                              | 1312-0970   | 1312-0971 | 1312-0972 | 1312-0973 | 1312-0974 |
| RR 4T 390 17-20                                 | 1312-0970   | 1312-0971 | 1312-0972 | 1312-0973 | 1312-0974 |
| RR 4T 390 RC 17-21                              | 1312-0970   | 1312-0971 | 1312-0972 | 1312-0973 | 1312-0974 |
| RR 400 4T 11-14                                 | 1312-0970   | 1312-0971 | 1312-0972 | 1312-0973 | 1312-0974 |

**SHOCK SPRINGS - 61 OUTSIDE DIA/260 LENGTH (CON'T)**

| MAKE/MODEL/YEAR     | SPRING RATE |           |           |           |           |
|---------------------|-------------|-----------|-----------|-----------|-----------|
|                     | 48 N/MM     | 51 N/MM   | 54 N/MM   | 57 N/MM   | 60 N/MM   |
| <b>BETA (CON'T)</b> |             |           |           |           |           |
| RR 4T 430 17-20     | 1312-0970   | 1312-0971 | 1312-0972 | 1312-0973 | 1312-0974 |
| RR 4T 430 RC 17-21  | 1312-0970   | 1312-0971 | 1312-0972 | 1312-0973 | 1312-0974 |
| RR 4T 450 13-15     | 1312-0970   | 1312-0971 | 1312-0972 | 1312-0973 | 1312-0974 |
| RR 4T 480 17-20     | 1312-0970   | 1312-0971 | 1312-0972 | 1312-0973 | 1312-0974 |
| RR 4T 480 RC 17-19  | 1312-0970   | 1312-0971 | 1312-0972 | 1312-0973 | 1312-0974 |
| RR 4T 490 RC 20-21  | 1312-0970   | 1312-0971 | 1312-0972 | 1312-0973 | 1312-0974 |
| RR 4T 498 12-14     | 1312-0970   | 1312-0971 | 1312-0972 | 1312-0973 | 1312-0974 |
| <b>GAS GAS</b>      |             |           |           |           |           |
| EC 125-14-20        | 1312-0970   | 1312-0971 | 1312-0972 | 1312-0973 | 1312-0974 |
| EC 125 RACING 14-15 | 1312-0970   | 1312-0971 | 1312-0972 | 1312-0973 | 1312-0974 |
| EC 125 SIX DAYS 13  | 1312-0970   | 1312-0971 | 1312-0972 | 1312-0973 | 1312-0974 |
| EC 200 14           | 1312-0970   | 1312-0971 | 1312-0972 | 1312-0973 | 1312-0974 |
| EC200 SIX DAYS 11   | 1312-0970   | 1312-0971 | 1312-0972 | 1312-0973 | 1312-0974 |
| EC 250 11-14        | 1312-0970   | 1312-0971 | 1312-0972 | 1312-0973 | 1312-0974 |
| EC 250 E 12         | 1312-0970   | 1312-0971 | 1312-0972 | 1312-0973 | 1312-0974 |
| EC 250F SIX DAYS 12 | 1312-0970   | 1312-0971 | 1312-0972 | 1312-0973 | 1312-0974 |
| EC 300 11-14        | 1312-0970   | 1312-0971 | 1312-0972 | 1312-0973 | 1312-0974 |
| EC300 E 13-14       | 1312-0970   | 1312-0971 | 1312-0972 | 1312-0973 | 1312-0974 |
| EC 300 SIX DAYS 12  | 1312-0970   | 1312-0971 | 1312-0972 | 1312-0973 | 1312-0974 |
| MC 125 21           | 1312-0970   | 1312-0971 | 1312-0972 | 1312-0973 | 1312-0974 |
| MC 250 F 21         | 1312-0970   | 1312-0971 | 1312-0972 | 1312-0973 | 1312-0974 |
| MC 450 F 21         | 1312-0970   | 1312-0971 | 1312-0972 | 1312-0973 | 1312-0974 |
| <b>HONDA</b>        |             |           |           |           |           |
| CR125 R 88-89       | 1312-0970   | 1312-0971 | 1312-0972 | 1312-0973 | 1312-0974 |
| <b>HUSQVARNA</b>    |             |           |           |           |           |
| CR 125 13           | 1312-0970   | 1312-0971 | 1312-0972 | 1312-0973 | 1312-0974 |
| CR 150 11           | 1312-0970   | 1312-0971 | 1312-0972 | 1312-0973 | 1312-0974 |
| TC 250 11           | 1312-0970   | 1312-0971 | 1312-0972 | 1312-0973 | 1312-0974 |
| TE 250 10-11        | 1312-0970   | 1312-0971 | 1312-0972 | 1312-0973 | 1312-0974 |
| TE310 10-11         | 1312-0970   | 1312-0971 | 1312-0972 | 1312-0973 | 1312-0974 |
| TE449 11-13         | 1312-0970   | 1312-0971 | 1312-0972 | 1312-0973 | 1312-0974 |
| TE450 10            | 1312-0970   | 1312-0971 | 1312-0972 | 1312-0973 | 1312-0974 |
| TXC 250 10-11       | 1312-0970   | 1312-0971 | 1312-0972 | 1312-0973 | 1312-0974 |
| TXC450 10           | 1312-0970   | 1312-0971 | 1312-0972 | 1312-0973 | 1312-0974 |
| TXC510 10           | 1312-0970   | 1312-0971 | 1312-0972 | 1312-0973 | 1312-0974 |
| WR125 11-13         | 1312-0970   | 1312-0971 | 1312-0972 | 1312-0973 | 1312-0974 |
| WR150 11            | 1312-0970   | 1312-0971 | 1312-0972 | 1312-0973 | 1312-0974 |
| WR250 10-13         | 1312-0970   | 1312-0971 | 1312-0972 | 1312-0973 | 1312-0974 |
| WR300 10-13         | 1312-0970   | 1312-0971 | 1312-0972 | 1312-0973 | 1312-0974 |



**TRIPLE CLAMP KITS**

**\$25<sup>95</sup> - \$599<sup>95</sup>**

- High quality 6082 aerospace quality materials, that optimize the stiffness, and reduces wt. of the component through FEM designed program
- Steering stem comes pre-assembled and pressed into lower clamp which includes OEM bottom bearings
- Split design clamping area provide more accurate pressure and even clamping surface to the fork, without distortion or binding of the fork tube
- Bar mounts are available in 1-1/8" diameter with either 35mm or 40mm height and come standard with rubber cones
- Solid mount cones sold separately

**TRIPLE CLAMP KITS**

| MAKE/MODEL/YEAR  | PART #    | FINISH             |
|--|-----------|--------------------|
| <b>HONDA</b>   |           |                    |
| CRF250R 22-23  | 0603-1085 | DARK GUNMETAL GRAY |
| CRF450R 21-23  | 0603-1085 | DARK GUNMETAL GRAY |
| <b>KAWASAKI</b>  |           |                    |
| KX 250 21-23   | 0603-1089 | DARK GUNMETAL GRAY |
| KX 450 19-23   | 0603-1089 | DARK GUNMETAL GRAY |
| <b>KTM/HUSKY/GAS GAS</b>                                 |           |                    |
| KTM SX/SX-F/XC/XC-F 125-500 13-22                        | 0603-1090 | DARK GUNMETAL GRAY |
| KTM EXC/EXC-F/XC-W/XC-WF 125-500 14-24                   | 0603-1090 | DARK GUNMETAL GRAY |
| HUSKY TC/FC/TX/FX 125-501 15-22                          | 0603-1090 | DARK GUNMETAL GRAY |
| HUSKY TE/FE 125-501 15-23                                | 0603-1090 | DARK GUNMETAL GRAY |
| GAS GAS MC/MC-F/EC/EC-F/EX/EX-F 125-450 21-22            | 0603-1090 | DARK GUNMETAL GRAY |
| SX/SXF/XC/XCF/TC/FC/TX/FX- 125/250/350/450 23            | 0603-1094 | DARK GUNMETAL GRAY |
| <b>YAMAHA</b>  |           |                    |
| YZ/YZK 125 15-23   | 0603-1086 | DARK GUNMETAL GRAY |
| YZ/YZK 250 15-23   | 0603-1088 | DARK GUNMETAL GRAY |
| YZF/ YZFX 250 12-23                                      | 0603-1087 | DARK GUNMETAL GRAY |
| YZF/ YZFX 450 18-23                                      | 0603-1087 | DARK GUNMETAL GRAY |
| <b>REPLACEMENT PARTS</b>                                 |           |                    |
| <b>TOP CLAMP</b>   |           |                    |
| 35MM MX/EN 1 1/8" WITH 1 PIECE TOP MOUNT RUBBER CUSHIONS | 0602-1404 | DARK GUNMETAL GRAY |
| 40MM MX/EN 1 1/8" WITH 1 PIECE TOP MOUNT RUBBER CUSHIONS | 0602-1405 | DARK GUNMETAL GRAY |
| <b>ALUMINUM CONE KIT</b>                                 |           |                    |
|  | 0636-0214 | ALUMINUM FINISH    |

APPAREL

HELMETS & GOGGLES

RIDER ARMOR

OUTERWEAR

YOUTH

LUGGAGE & PACKS

BIKE BODY

BIKE CONTROLS

BIKE SUSPENSION

BIKE BRAKING

BIKE DRIVE

BIKE BEARINGS

BIKE ENGINE

BIKE ELECTRICAL

BIKE EXHAUST

BIKE WHEELS

BICYCLE

GARAGE & PROMO

SIZING CHART





**SHOCK BUMPER & BLADDER KITS**

\$21.95

- Hard plastic fork rings help guide and protect fork guards and upper fork legs from damage
- Sold as sets to fit KTM and Husqvarna late model dirt bikes
- Cheaper than the OEM parts

**SHOCK BUMPER & BLADDER KITS**

| MAKE/MODEL/YEAR         | REAR SHOCK BUMPER | REAR SHOCK BLADDER |
|-------------------------|-------------------|--------------------|
| <b>BETA</b>             |                   |                    |
| RR 2T 125 19            | 1314-0691         | -                  |
| RR 2T 125 20-23         | 1314-0698         | -                  |
| RR 2T 125 RACE 21-22    | 1314-0698         | -                  |
| RR 2T 200 19            | 1314-0691         | -                  |
| RR 2T 200 20-23         | 1314-0698         | -                  |
| RR 2T 200 RACE 21-22    | 1314-0698         | -                  |
| RR 2T 250 13-19         | 1314-0691         | -                  |
| RR 2T 250 20-23         | 1314-0698         | -                  |
| RR 2T 250 RACE 22       | 1314-0698         | -                  |
| RR 2T 300 13-19         | 1314-0691         | -                  |
| RR 2T 300 RACE 22       | 1314-0698         | -                  |
| RX 2T 300 21-23         | 1314-0698         | -                  |
| XTRAINER 300 16-23      | 1314-0690         | -                  |
| RR 4T 350 11-19         | 1314-0691         | -                  |
| RR-S 4T 350 20-23       | 1314-0698         | -                  |
| RR-S 4T 350 18-19       | 1314-0691         | -                  |
| RR-S 4T 350 20-23       | 1314-0698         | -                  |
| RR 4T 390 15-19         | 1314-0691         | -                  |
| RR-S 4T 390 18-19       | 1314-0691         | -                  |
| RR 4T 390 20-23         | 1314-0698         | -                  |
| RR 4T 390 RACE 22       | 1314-0698         | -                  |
| RR-S 4T 390 20-23       | 1314-0698         | -                  |
| RS 4T 390 15-16         | 1314-0691         | -                  |
| RR 4T 400 10-14         | 1314-0691         | -                  |
| RS 4T 400 14            | 1314-0691         | -                  |
| RR 4T 430 15-19         | 1314-0691         | -                  |
| RR 4T 430 RACE 22       | 1314-0698         | -                  |
| RR-S 4T 430 18-19       | 1314-0691         | -                  |
| RR-S 4T 430 20-23       | 1314-0698         | -                  |
| RS 4T 430 15-16         | 1314-0691         | -                  |
| RR 4T 450 10-14         | 1314-0691         | -                  |
| RR 4T 480 18-19         | 1314-0691         | -                  |
| RR 4T 480 20-23         | 1314-0698         | -                  |
| RR 4T 480 RACE 22       | 1314-0698         | -                  |
| RR 4T 498 12-14         | 1314-0691         | -                  |
| RR-S 4T 500 18-19       | 1314-0691         | -                  |
| RS 4T 500 15-16         | 1314-0691         | -                  |
| RR-S 4T 500 20-23       | 1314-0698         | -                  |
| RR 4T 520 10-11         | 1314-0691         | -                  |
| RS 4T 520 14            | 1314-0691         | -                  |
| <b>GAS GAS</b>          |                   |                    |
| MC E5 21-23             | 1314-0667         | -                  |
| MC 65 21-23             | 1314-0667         | -                  |
| MC 65 21-23             | 1314-0666         | -                  |
| MC 85 19/16 WHEEL 21-23 | 1314-0644         | -                  |
| MC 125 21-23            | 1314-0648         | -                  |
| EX250F 21-23            | 1314-0648         | -                  |
| MC250F 21-23            | 1314-0648         | -                  |
| EC300 21-23             | 1314-0648         | -                  |
| EX300 21-23             | 1314-0648         | -                  |
| EX350F 21-23            | 1314-0648         | -                  |
| EX450F 21-23            | 1314-0648         | -                  |

**SHOCK BUMPER & BLADDER KITS (CON'T)**

| MAKE/MODEL/YEAR          | REAR SHOCK BUMPER | REAR SHOCK BLADDER |
|--------------------------|-------------------|--------------------|
| <b>GAS GAS (CON'T)</b>   |                   |                    |
| MC 450F 21-23            | 1314-0648         | -                  |
| <b>HONDA</b>             |                   |                    |
| CR85R 03-07              | 1314-0637         | 1314-0660          |
| CR85RB 03-07             | 1314-0637         | 1314-0660          |
| CR125R 89                | -                 | 1314-0638          |
| CR125R 90-92             | 1314-0636         | 1314-0638          |
| CR125R 93-00             | 1314-0642         | 1314-0652          |
| CR125R 01-07             | 1314-0641         | 1314-0652          |
| CRF150R 07-23            | 1314-0637         | 1314-0660          |
| CRF150RB 07-23           | 1314-0637         | 1314-0660          |
| CR250R 88                | -                 | 1314-0659          |
| CR250R 89-90             | 1314-0635         | 1314-0659          |
| CR250R 91                | 1314-0636         | 1314-0638          |
| CR250R 92                | -                 | 1314-0659          |
| CR250R 93-94             | 1314-0640         | 1314-0654          |
| CR250R 95-96             | 1314-0642         | 1314-0654          |
| CR250R 97-99             | 1314-0640         | 1314-0654          |
| CR250R 00-01             | 1314-0640         | 1314-0654          |
| CR250R 02-07             | 1314-0640         | 1314-0654          |
| CRF250L 13-20            | 1314-0637         | -                  |
| CRF250L ABS 17-20        | 1314-0637         | -                  |
| CRF250R 04-09            | 1314-0640         | 1314-0654          |
| CRF250R 10-17            | 1314-0640         | 1314-0663          |
| CRF250R 18-23            | 1314-0640         | 1314-0659          |
| CRF250RX 19-23           | 1314-0640         | 1314-0659          |
| CRF250LR RALLY 17-20     | 1314-0637         | -                  |
| CRF250LR RALLY ABS 17-20 | 1314-0637         | -                  |
| CRF250X 04-05            | 1314-0640         | 1314-0654          |
| CRF250X 06-17            | 1314-0640         | 1314-0654          |
| XR250R 92-95             | -                 | 1314-0638          |
| XR250R 96-04             | -                 | 1314-0638          |
| XR400R 96-97             | -                 | 1314-0639          |
| XR400R 98-04             | 1314-0640         | 1314-0639          |
| CRF450R 02-08            | 1314-0640         | 1314-0654          |
| CRF450R 09-10            | 1314-0643         | 1314-0656          |
| CRF450R 11-16            | 1314-0640         | 1314-0656          |
| CRF450R 17-23            | 1314-0640         | 1314-0659          |
| CRF450L 19               | 1314-0640         | 1314-0659          |
| CRF450RWE 19-20          | 1314-0640         | 1314-0659          |
| CRF450RWE 21-23          | 1314-0650         | 1314-0659          |
| CRF450RX 17-20           | 1314-0640         | 1314-0659          |
| CRF450RX 21-23           | 1314-0640         | -                  |
| CRF450RL 21-23           | 1314-0640         | 1314-0659          |
| CRF450X 05-17            | 1314-0640         | 1314-0654          |
| CRF450X 19-23            | 1314-0640         | 1314-0659          |
| CR500R 84                | 1314-0635         | -                  |
| CR500R 85-86             | 1314-0635         | -                  |
| CR500R 89-90             | 1314-0665         | 1314-0659          |
| CR500R 91-93             | 1314-0636         | 1314-0638          |
| CR500R 94                | -                 | 1314-0659          |
| CR500R 95-01             | 1314-0642         | 1314-0638          |
| XR600R 91-00             | -                 | 1314-0639          |
| XR650R 00-07             | 1314-0642         | 1314-0638          |
| XR650L 93-20             | 1314-0665         | 1314-0639          |
| <b>HUSQVARNA</b>         |                   |                    |
| TC 65 18-22              | 1314-0666         | -                  |
| TC 85 14-17              | 1314-0645         | -                  |
| TC 85 18-23              | 1314-0644         | -                  |
| TC 85 BW 19-20           | 1314-0644         | -                  |
| CR125 11-13              | 1314-0641         | -                  |
| TC 125 14-15             | 1314-0771         | -                  |
| TC 125 16-23             | 1314-0648         | -                  |
| TE 125 15                | 1314-0646         | -                  |
| TE 125 16                | 1314-0648         | -                  |
| TE 150 17-19             | 1314-0648         | -                  |
| TE 150I 20-22            | 1314-0648         | -                  |
| FC250 14-15              | 1314-0771         | -                  |
| FC 250 16-23             | 1314-0648         | -                  |
| FC 250 (EURO) 15         | 1314-0644         | -                  |
| FE 250 14-16             | 1314-0646         | -                  |
| FE 250 17-20             | 1314-0648         | -                  |
| TC250 12-13              | -                 | 1314-0638          |
| TC 250 14-16             | 1314-0771         | -                  |
| TC 250 17-23             | 1314-0648         | -                  |

**SHOCK BUMPER & BLADDER KITS (CON'T)**

| MAKE/MODEL/YEAR             | REAR SHOCK BUMPER | REAR SHOCK BLADDER |
|-----------------------------|-------------------|--------------------|
| <b>HUSQVARNA (CON'T)</b>    |                   |                    |
| TE 250 12-13                | -                 | 1314-0638          |
| TE 250 14-16                | 1314-0646         | -                  |
| TE 250 17-18                | 1314-0648         | -                  |
| TE 250I 18-23               | 1314-0648         | -                  |
| TXC250 11                   | 1314-0644         | -                  |
| TXC250 12-13                | -                 | 1314-0638          |
| TE 300 14-16                | 1314-0646         | -                  |
| TE 300 17-18                | 1314-0648         | -                  |
| TE 300I 19-23               | 1314-0648         | -                  |
| TX 300I 20-23               | 1314-0648         | -                  |
| TE310 12-13                 | -                 | 1314-0638          |
| TXC310 12-13                | -                 | 1314-0638          |
| FC 350 14-15                | 1314-0646         | -                  |
| FC 350 16-23                | 1314-0648         | -                  |
| FE 350 14-16                | 1314-0646         | -                  |
| FE 350 17-23                | 1314-0648         | -                  |
| FE 350S 15-16               | 1314-0646         | -                  |
| FE 350S 20-23               | 1314-0648         | -                  |
| FX 350 17-23                | 1314-0648         | -                  |
| FC 450 14-15                | 1314-0646         | -                  |
| FC 450 16-23                | 1314-0648         | -                  |
| FC 450 (EURO) 15            | 1314-0771         | -                  |
| FC 450 ROCKSTAR EDITION 18  | 1314-0648         | -                  |
| FE 450 14-16                | 1314-0646         | -                  |
| FE 450 17-20                | 1314-0648         | -                  |
| FS 450 18-20                | 1314-0648         | -                  |
| FX 450 18-22                | 1314-0648         | -                  |
| FE 501 14-16                | 1314-0646         | -                  |
| FE 501 17-23                | 1314-0648         | -                  |
| FE 501S 15-16               | 1314-0646         | -                  |
| FE 501S 20-23               | 1314-0648         | -                  |
| <b>KAWASAKI</b>             |                   |                    |
| KX65 00-23                  | 1314-0649         | 1314-0658          |
| KX80 84                     | 1314-0636         | -                  |
| KX80 86-88                  | 1314-0649         | -                  |
| KX80 89-00                  | 1314-0649         | 1314-0660          |
| KX80 BIG WHEEL 92-94        | 1314-0649         | 1314-0660          |
| KX85 01                     | 1314-0649         | 1314-0660          |
| KX85 02-16                  | 1314-0649         | 1314-0657          |
| KX85 17-23                  | 1314-0649         | 1314-0657          |
| KX85 BIG WHEEL 01-18        | 1314-0649         | 1314-0657          |
| KX100 95-01                 | 1314-0649         | 1314-0660          |
| KX100 02-21                 | 1314-0649         | 1314-0657          |
| KX12 22                     | 1314-0649         | 1314-0657          |
| KX125 83-86                 | 1314-0636         | -                  |
| KX125 87                    | 1314-0636         | -                  |
| KX125 88-91                 | 1314-0642         | 1314-0638          |
| KX125 92                    | 1314-0642         | 1314-0652          |
| KX125 93-99                 | 1314-0642         | 1314-0652          |
| KX125 00                    | 1314-0642         | 1314-0652          |
| KX125 01-05                 | 1314-0641         | 1314-0652          |
| KLX140G 17-22               | 1314-0649         | 1314-0670          |
| KLX140L 08-22               | 1314-0649         | 1314-0670          |
| KDX200 06-20                | 1314-0636         | 1314-0638          |
| KDX220 09-10                | 1314-0636         | 1314-0638          |
| KDX250 83-85                | 1314-0636         | -                  |
| KX250 86                    | 1314-0636         | -                  |
| KX250 87                    | 1314-0636         | -                  |
| KX250 88-90                 | -                 | 1314-0638          |
| KX250 91                    | 1314-0642         | 1314-0638          |
| KX250 92                    | 1314-0642         | 1314-0652          |
| KX250 93-99                 | 1314-0642         | 1314-0652          |
| KX250 00                    | 1314-0642         | 1314-0652          |
| KX250 01-07                 | 1314-0641         | 1314-0652          |
| KX250F 04-05                | 1314-0641         | 1314-0638          |
| KX250F 06-19                | 1314-0640         | 1314-0654          |
| KX250F 20                   | 1314-0641         | 1314-0653          |
| KX250F 21-23                | 1314-0647         | -                  |
| KX250 X 21-23               | 1314-0647         | -                  |
| KLX300R 97-07               | 1314-0636         | 1314-0638          |
| KLX400R 03                  | 1314-0640         | 1314-0654          |
| KLX400R CA MODEL CV CARB 04 | 1314-0640         | 1314-0654          |

**SHOCK BUMPER & BLADDER KITS (CON'T)**

| MAKE/MODEL/YEAR                      | REAR SHOCK BUMPER | REAR SHOCK BLADDER |
|--------------------------------------|-------------------|--------------------|
| <b>KAWASAKI (CON'T)</b>              |                   |                    |
| KLX400R NON CA MODELS PUMPER CARB 04 | 1314-0640         | 1314-0654          |
| KLX400SR 03-04                       | 1314-0640         | 1314-0654          |
| KLX450R 08-09                        | 1314-0641         | 1314-0655          |
| KLX450R (AU) 18-19                   | 1314-0641         | 1314-0655          |
| KX450F 06-08                         | 1314-0641         | 1314-0655          |
| KX450F 09-14                         | 1314-0641         | 1314-0653          |
| KX450F 15                            | 1314-0689         | 1314-0654          |
| KX450F 06-18                         | 1314-0640         | 1314-0654          |
| KX450F 19-23                         | 1314-0640         | 1314-0661          |
| KX450 21-23                          | 1314-0640         | 1314-0661          |
| KX450 SR 22                          | 1314-0647         | -                  |
| KX450 SR 23                          | 1314-0640         | 1314-0661          |
| KX500 83-85                          | 1314-0636         | -                  |
| KX500 86                             | 1314-0636         | -                  |
| KX500 87                             | 1314-0636         | -                  |
| KX500 89-90                          | -                 | 1314-0638          |
| KX500 91-93                          | 1314-0642         | 1314-0638          |
| KX500 94-04                          | 1314-0642         | 1314-0638          |
| KL650 A (KLR)                        | 1314-0636         | -                  |
| KL650 A (KLR) 92-07                  | 1314-0636         | -                  |
| KL650 E (KLR) 08-18                  | 1314-0636         | -                  |
| KLX650R 93-96                        | 1314-0636         | 1314-0638          |
| <b>KTM</b>                           |                   |                    |
| SX-E 5 20-22                         | 1314-0667         | -                  |
| SX 50 06-23                          | 1314-0667         | -                  |
| SX 50 MINI 08-23                     | 1314-0667         | -                  |
| SX PRO JR 50 03-09                   | 1314-0667         | -                  |
| SX PRO SR 50 02-05                   | 1314-0667         | -                  |
| SXS 50 11-14                         | 1314-0667         | -                  |
| SX 65 02-08                          | 1314-0668         | -                  |
| SX 65 09-23                          | 1314-0666         | -                  |
| SXS 65 13-14                         | 1314-0666         | -                  |
| XC 65 08                             | 1314-0668         | -                  |
| XC 65 09                             | 1314-0666         | -                  |
| SX 85 03-17                          | 1314-0645         | -                  |
| SX 85 18-23                          | 1314-0644         | -                  |
| SX 85 BW 13-17                       | 1314-0645         | -                  |
| SX 85 BW 18-23                       | 1314-0644         | -                  |
| SXS 85 13-14                         | 1314-0645         | -                  |
| XC 85 08-09                          | 1314-0645         | -                  |
| SX 105 04-11                         | 1314-0645         | -                  |
| XC 105 08-09                         | 1314-0645         | -                  |
| EXC 125 02-05                        | 1314-0645         | -                  |
| EXC 125 06-09                        | 1314-0644         | -                  |
| SX 125 02-05                         | 1314-0645         | -                  |
| SX 125 06-11                         | 1314-0644         | -                  |
| SX 125 12-15                         | 1314-0771         | -                  |
| SX 125 16-23                         | 1314-0648         | -                  |
| XC 125 21-23                         | 1314-0648         | -                  |
| SXS 125 04                           | 1314-0645         | -                  |
| SX 144 07-08                         | 1314-0644         | -                  |
| SX 150 09-11                         | 1314-0644         | -                  |
| SX 150 12-15                         | 1314-0771         | -                  |
| SX 150 16-22                         | 1314-0648         | -                  |
| XC 150 10-11                         | 1314-0644         | -                  |
| XC 150 12-14                         | 1314-0771         | -                  |
| XC-W 150 17-23                       | 1314-0644         | -                  |
| XC-W 150 TPI 20-22                   | 1314-0644         | -                  |
| EXC 200 02-05                        | 1314-0644         | -                  |
| MXC 200 02-03                        | 1314-0645         | -                  |
| SX 200 03-04                         | 1314-0645         | -                  |
| XC 200 06-09                         | 1314-0645         | -                  |
| XC-W 200 06-16                       | 1314-0644         | -                  |
| EXC-F 250 17-19                      | 1314-0644         | -                  |
| EXC-G 250 RACING 02-05               | 1314-0644         | -                  |
| FREERIDE 250 F 19                    | 1314-0645         | -                  |
| FREERIDE 250 R 15-17                 | 1314-0644         | -                  |
| SX 250 02-05                         | 1314-0645         | -                  |
| SX 250 06-11                         | 1314-0645         | -                  |
| SX 250 12-16                         | 1314-0771         | -                  |
| SX 250 17-22                         | 1314-0648         | -                  |
| SX-F 250 05-10                       | 1314-0648         | -                  |

**SHOCK BUMPER & BLADDER KITS (CON'T)**

| MAKE/MODEL/YEAR                | REAR SHOCK BUMPER | REAR SHOCK BLADDER |
|--------------------------------|-------------------|--------------------|
| <b>KTM (CON'T)</b>             |                   |                    |
| SX-F 250 11-15                 | 1314-0771         | -                  |
| SX-F 250 16-23                 | 1314-0648         | -                  |
| SX-F 250 FACTORY EDITION 15    | 1314-0648         | -                  |
| SXS 250 03-04                  | 1314-0648         | -                  |
| XC 250 06-11                   | 1314-0645         | -                  |
| XC 250 12-16                   | 1314-0771         | -                  |
| XC 250 17-19                   | 1314-0644         | -                  |
| XC 250 TPI 20-23               | 1314-0648         | -                  |
| XC-F 250 07-09                 | 1314-0648         | -                  |
| XC-F 250 11-15                 | 1314-0771         | -                  |
| XC-F 250 16-23                 | 1314-0648         | -                  |
| XC-FW 250 06-16                | 1314-0648         | -                  |
| XC-W 250 06-16                 | 1314-0644         | -                  |
| XC-W 250 17-18                 | 1314-0644         | -                  |
| XC-W 250 TPI 18-22             | 1314-0644         | -                  |
| EXC 300 02-05                  | 1314-0644         | -                  |
| MXC 300 02-05                  | 1314-0644         | -                  |
| XC 300 06-11                   | 1314-0644         | -                  |
| XC 300 12-16                   | 1314-0771         | -                  |
| XC 300 17-19                   | 1314-0644         | -                  |
| XC 300 23                      | 1314-0648         | -                  |
| XC 300 TPI 20                  | 1314-0648         | -                  |
| XC-W 300 06-16                 | 1314-0648         | -                  |
| XC-W 300 17-18                 | 1314-0644         | -                  |
| XC-W 300 SIX DAYS 15-16        | 1314-0644         | -                  |
| XC-W 300 SIX DAYS 17-18        | 1314-0644         | -                  |
| XC-W 300 TPI 19-22             | 1314-0644         | -                  |
| EXC-F 350 12-16                | 1314-0644         | -                  |
| EXC-F 350 17-23                | 1314-0644         | -                  |
| SX-F 350 11-15                 | 1314-0771         | -                  |
| SX-F 350 16-20                 | 1314-0644         | -                  |
| XC-F 350 11-15                 | 1314-0771         | -                  |
| XC-F 350 16-22                 | 1314-0648         | -                  |
| XC-F 350 23                    | 1314-0648         | -                  |
| XC-FW 350 12-16                | 1314-0648         | -                  |
| XC-FW 350 20-22                | 1314-0644         | -                  |
| XC-FW 350 SIX DAYS 15-16       | 1314-0644         | -                  |
| EXC-G 400 04-05                | 1314-0644         | -                  |
| EXC-G 400 06                   | 1314-0645         | -                  |
| XC-W 400 07-10                 | 1314-0644         | -                  |
| EXC 450 03-04                  | 1314-0644         | -                  |
| EXC 450 07-14                  | 1314-0645         | -                  |
| EXC-F 450 SIX DAYS 17-19       | 1314-0644         | -                  |
| EXC-G 450 03-05                | 1314-0644         | -                  |
| EXC-G 450 06-07                | 1314-0645         | -                  |
| EXC-R 450 08                   | 1314-0644         | -                  |
| MXC-G 450 03-05                | 1314-0644         | -                  |
| SMR 450 05                     | 1314-0645         | -                  |
| SMR 450 06-09                  | 1314-0645         | -                  |
| SMS 450 04                     | 1314-0644         | -                  |
| SX 450 03-05                   | 1314-0645         | -                  |
| SX 450 06                      | 1314-0645         | -                  |
| SX-F 450 07-10                 | 1314-0644         | -                  |
| SX-F 450 11-15                 | 1314-0771         | -                  |
| SX-F 450 16-23                 | 1314-0648         | -                  |
| SX-F 450 FACTORY EDITION 15-23 | 1314-0648         | -                  |
| SXS 450 03-04                  | 1314-0648         | -                  |
| XC 450 04                      | 1314-0645         | -                  |
| XC 450 06-07                   | 1314-0645         | -                  |
| XC-F 450 08-09                 | 1314-0644         | -                  |
| XC-F 450 13-15                 | 1314-0771         | -                  |
| XC-F 450 16-22                 | 1314-0648         | -                  |
| XCR-W 450 08                   | 1314-0648         | -                  |
| XC-W 450 07-16                 | 1314-0644         | -                  |
| XC-W 450 SIX DAYS 10           | 1314-0644         | -                  |
| EXC 500 12-16                  | 1314-0644         | -                  |
| EXC 500 SIX DAYS 16            | 1314-0644         | -                  |
| EXC-F 500 17-23                | 1314-0644         | -                  |
| EXC-F 500 SIX DAYS 20-23       | 1314-0644         | -                  |

**SHOCK BUMPER & BLADDER KITS (CON'T)**

| MAKE/MODEL/YEAR             | REAR SHOCK BUMPER | REAR SHOCK BLADDER |
|-----------------------------|-------------------|--------------------|
| <b>KTM (CON'T)</b>          |                   |                    |
| XC-FW 500 20-22             | 1314-0644         | -                  |
| XC-W 500 12-16              | 1314-0644         | -                  |
| SX-F 505 08                 | 1314-0644         | -                  |
| XC-F 505 08-09              | 1314-0644         | -                  |
| EXC 525 03-05               | 1314-0644         | -                  |
| EXC 525 06-07               | 1314-0645         | -                  |
| MXC-G 525 03-05             | 1314-0644         | -                  |
| SMR 525 05                  | 1314-0645         | -                  |
| SX 525 03-05                | 1314-0645         | -                  |
| SX 525 06                   | 1314-0645         | -                  |
| XC 525 06-07                | 1314-0644         | -                  |
| XC-W 525 07                 | 1314-0644         | -                  |
| EXC 530 09-11               | 1314-0644         | -                  |
| EXC-R 530 08                | 1314-0644         | -                  |
| XCR-W 530 08                | 1314-0644         | -                  |
| XC-W 530 09-11              | 1314-0644         | -                  |
| ENDURO R 690 09-18          | 1314-0644         | -                  |
| SMC R 690 19-20             | 1314-0645         | -                  |
| <b>SHERCO</b>               |                   |                    |
| SC-R 125 19                 | 1314-0643         | -                  |
| <b>SE 125 FACTORY 21-23</b> |                   |                    |
| SE-R 125 18-19              | 1314-0643         | -                  |
| SE-R 125 SIX DAYS 18        | 1314-0645         | -                  |
| SE-R 125 21                 | 1314-0645         | -                  |
| SM 125 FACTORY 21           | 1314-0645         | -                  |
| SC F-R 250 19               | 1314-0645         | -                  |
| SC-R 250 19                 | 1314-0643         | -                  |
| SE F-R 250 17-19            | 1314-0643         | -                  |
| SE F-R 250 FACTORY 18-19    | 1314-0645         | -                  |
| SE F-R 250 FACTORY 21-23    | 1314-0643         | -                  |
| SE F-R 250 SIX DAYS 18      | 1314-0645         | -                  |
| SE-R 250 17-22              | 1314-0645         | -                  |
| SE-R 250 FACTORY 18         | 1314-0645         | -                  |
| SE-R 250 FACTORY 19-21      | 1314-0643         | -                  |
| SE-R 250 SIX DAYS 18        | 1314-0643         | -                  |
| SC F-R 300 19               | 1314-0645         | -                  |
| SC-R 300 19                 | 1314-0643         | -                  |
| SC-R 300 FACTORY            | 1314-0643         | -                  |
| SE F-R 300 17-18            | 1314-0645         | -                  |
| SE F-R 300 FACTORY 18-20    | 1314-0645         | -                  |
| SE F-R 300 SIX DAYS 18      | 1314-0645         | -                  |
| SE-R 300 17-22              | 1314-0645         | -                  |
| SE-R 300 FACTORY 18-20      | 1314-0645         | -                  |
| SE-R 300 FACTORY 21-23      | 1314-0643         | -                  |
| SE-R 300 SIX DAYS 18        | 1314-0643         | -                  |
| SC F-R 450 19               | 1314-0645         | -                  |
| SE F-R 450 17-19            | 1314-0643         | -                  |
| SE F-R 450 21               | 1314-0645         | -                  |
| SE F-R 450 FACTORY 18-19    | 1314-0645         | -                  |
| SE F-R 450 FACTORY 20-23    | 1314-0643         | -                  |
| SE F-R 450 SIX DAYS 18      | 1314-0645         | -                  |
| SEF 500 FACTORY 21          | 1314-0643         | -                  |
| <b>SUZUKI</b>               |                   |                    |
| RM65 03-05                  | 1314-0649         | 1314-0658          |
| RM80 85-89                  | 1314-0649         | 1314-0658          |
| RM80 90-01                  | 1314-0649         | -                  |
| RM85 02-04                  | 1314-0649         | 1314-0660          |
| RM85 05-22                  | 1314-0637         | 1314-0660          |
| RM85L 03-04                 | 1314-0637         | 1314-0660          |
| RM85L 05-16                 | 1314-0649         | 1314-0660          |
| RM100 03                    | 1314-0637         | -                  |
| RM125 82-86                 | 1314-0649         | 1314-0657          |
| RM125 87-89                 | 1314-0636         | -                  |
| RM125 91                    | 1314-0636         | -                  |
| RM125 92-95                 | 1314-0640         | -                  |
| CONTINUED ON NEXT PAGE      |                   |                    |

APPAREL

HELMETS & GOGGLES

RIDER ARMOR

OUTERWEAR

YOUTH

LUGGAGE & PACKS

BIKE BODY

BIKE CONTROLS

BIKE SUSPENSION

BIKE BRAKING

BIKE DRIVE

BIKE BEARINGS

BIKE ENGINE

BIKE ELECTRICAL

BIKE EXHAUST

BIKE WHEELS

BICYCLE

GARAGE & PROMO

SIZING CHART

| SHOCK BUMPER & BLADDER KITS (CON'T)     |                   |                    |
|---|-------------------|--------------------|
| MAKE/MODEL/YEAR                         | REAR SHOCK BUMPER | REAR SHOCK BLADDER |
| <b>SUZUKI (CON'T)</b>                   |                   |                    |
| RM125 96-97                             | 1314-0640         | -                  |
| RM125 98-03                             | 1314-0640         | 1314-0654          |
| RM125 04                                | 1314-0640         | 1314-0654          |
| RM125 05-08                             | 1314-0640         | 1314-0654          |
| DR250 90-93                             | 1314-0650         | 1314-0654          |
| DR250S 90-95                            | 1314-0665         | -                  |
| RM250 87-88                             | 1314-0665         | -                  |
| RM250 91                                | 1314-0636         | -                  |
| RM250 92-95                             | 1314-0640         | -                  |
| RM250 96-97                             | 1314-0640         | -                  |
| RM250 98-00                             | 1314-0640         | 1314-0654          |
| RM250 01-03                             | 1314-0640         | 1314-0654          |
| RM250 04                                | 1314-0641         | 1314-0638          |
| RM250 05-08                             | 1314-0640         | 1314-0654          |
| RMX250 89-90                            | 1314-0650         | 1314-0654          |
| RMX250 91-98                            | 1314-0636         | -                  |
| RMZ250 04-06                            | 1314-0640         | -                  |
| RMZ250 07-15                            | 1314-0641         | 1314-0638          |
| RMZ250 16                               | 1314-0650         | 1314-0654          |
| RMZ250 17-22                            | 1314-0643         | 1314-0653          |
| DR350 90-99                             | 37-1203           | 1314-0653          |
| DR350SE 90-99                           | 1314-0665         | -                  |
| DRZ400E 00-03                           | 1314-0665         | -                  |
| DRZ400E CA MODEL CV CARB 04-07          | 1314-0640         | 1314-0654          |
| DRZ400E NON CA MODELS PUMPER CARB 04-07 | 1314-0640         | 1314-0654          |

| SHOCK BUMPER & BLADDER KITS (CON'T) |                   |                    |
|-------------------------------------|-------------------|--------------------|
| MAKE/MODEL/YEAR                     | REAR SHOCK BUMPER | REAR SHOCK BLADDER |
| <b>SUZUKI (CON'T)</b>               |                   |                    |
| DRZ400K 00-03                       | 1314-0640         | 1314-0654          |
| DRZ400S 00-21                       | 1314-0640         | 1314-0654          |
| DRZ400SM 05-21                      | 1314-0640         | 1314-0654          |
| RMZ450 05-17                        | 1314-0640         | 1314-0654          |
| RMZ450 18-20                        | 1314-0640         | 1314-0661          |
| DR650SE 96-20                       | 1314-0665         | 1314-0660          |
| <b>YAMAHA</b>                       |                   |                    |
| YZ65 18-23                          | 1314-0636         | 1314-0657          |
| YZ80 93-01                          | 1314-0649         | 1314-0657          |
| YZ85 02-23                          | 1314-0636         | 1314-0657          |
| <b>TTR125LE DISC BRAKE 03-23</b>    |                   |                    |
| YZ125 78-83                         | 1314-0651         | 1314-0660          |
| YZ125 84-85                         | 1314-0642         | -                  |
| YZ125 86-88                         | 1314-0642         | -                  |
| YZ125 89-92                         | 1314-0642         | -                  |
| YZ125 93-05                         | 1314-0642         | -                  |
| YZ125 06-23                         | 1314-0669         | 1314-0653          |
| YZ125X 20-23                        | 1314-0669         | 1314-0653          |
| WR250 94-97                         | 1314-0669         | 1314-0653          |
| WR250F 15-19                        | 1314-0642         | 1314-0653          |
| WR250R DUAL SPORT 08-20             | 1314-0641         | 1314-0653          |
| WR250X SUPERMOTO 08-11              | -                 | 1314-0639          |
| YZ250 80-81                         | -                 | 1314-0639          |
| YZ250 86-88                         | 1314-0637         | -                  |
| YZ250 89-92                         | 1314-0637         | -                  |

| SHOCK BUMPER & BLADDER KITS (CON'T) |                   |                    |
|-------------------------------------|-------------------|--------------------|
| MAKE/MODEL/YEAR                     | REAR SHOCK BUMPER | REAR SHOCK BLADDER |
| <b>YAMAHA (CON'T)</b>               |                   |                    |
| YZ250 93-05                         | 1314-0642         | 1314-0652          |
| YZ250 06-23                         | 1314-0642         | 1314-0652          |
| YZ250F 01-05                        | 1314-0669         | 1314-0653          |
| YZ250F 06-11                        | 1314-0642         | 1314-0652          |
| YZ250F 12-13                        | 1314-0669         | 1314-0653          |
| YZ250F 14-18                        | 1314-0641         | 1314-0653          |
| YZ250F 19-23                        | 1314-0647         | 1314-0662          |
| YZ250FX 15-23                       | 1314-0647         | 1314-0653          |
| YZ250X 16-23                        | 1314-0669         | 1314-0653          |
| WR400F 98-00                        | 1314-0669         | 1314-0653          |
| YZ400F 98-99                        | 1314-0642         | 1314-0652          |
| WR426F 01-02                        | 1314-0642         | 1314-0652          |
| YZ426F 00-02                        | 1314-0642         | 1314-0652          |
| WR450F 03-06                        | 1314-0642         | 1314-0652          |
| WR450F 07-11                        | 1314-0642         | 1314-0652          |
| WR450F 12-21                        | 1314-0641         | 1314-0653          |
| YZ450F 03-05                        | 1314-0641         | 1314-0653          |
| YZ450F 06-09                        | 1314-0642         | 1314-0652          |
| YZ450F 10-17                        | 1314-0669         | 1314-0653          |
| YZ450F 18-23                        | 1314-0647         | 1314-0662          |
| YZ450FX 16-18                       | 1314-0647         | 1314-0662          |
| YZ450FX 19-23                       | 1314-0647         | 1314-0662          |

**PREMIUM NOK SHOCK SEAL HEAD KIT**

\$128.<sup>95</sup>

- Complete assemblies, ready to install into the shock body
- Made from 6061-T6 aluminum and the same custom elastomer as our fork seals
- All have air bleed holes to help remove air from the oil reservoir during installation
- Double lip oil seal designed to keep out dirt and keeps friction low
- Some models have updated designs for easier installation
- Includes: aluminum body, dust seal, bushing, oil seal, O-ring, internal guide bushing/washer, snap ring, and top out bumper
- Made in the USA



**LOWERING PULL RODS**

\$92.<sup>95</sup> - \$209.<sup>95</sup>

- Our pull rods are produced with 7000 series aluminum alloy
- Very lightweight
- Stronger than stock
- Softens rear suspension
- Front end stability improved and rear end tracks straighter
- Lowers bike 1" and 1 3/4"
- Anodized in black
- Made in the USA



| SHOCK SEAL HEAD KITS          |           |
|-------------------------------|-----------|
| MAKE/MODEL/YEAR               | PART #    |
| <b>GAS GAS</b>                |           |
| EC250 -300 18-20              | 1314-0625 |
| XC250-300 18-20               | 1314-0625 |
| <b>HONDA</b>                  |           |
| CR125R 04-07                  | 1314-0631 |
| CRF450R 09-16                 | 1314-0626 |
| <b>KAWASAKI</b>               |           |
| KX80 90-02                    | 1314-0622 |
| KX85 03-21                    | 1314-0622 |
| KX125 01-03                   | 1314-0631 |
| KX250 02-03                   | 1314-0631 |
| KX450F 09-14                  | 1314-0628 |
| <b>SHERCO</b>                 |           |
| SE/SE-F/SC/SC-F FACTORY 19-21 | 1314-0630 |
| <b>SUZUKI</b>                 |           |
| RMZ250 16-19                  | 1314-0626 |
| <b>YAMAHA</b>                 |           |
| YZ65 19-21                    | 1314-0633 |
| YZ80 90-02                    | 1314-0623 |
| YZ85 03-21                    | 1314-0623 |
| YZ125 01-05                   | 1314-0619 |
| YZ125 06-21                   | 1314-0619 |
| WR250F 03-06                  | 1314-0631 |
| WR250F 07-14                  | 1314-0629 |

| SHOCK SEAL HEAD KITS (CON'T) |           |
|------------------------------|-----------|
| MAKE/MODEL/YEAR              | PART #    |
| <b>YAMAHA (CON'T)</b>        |           |
| WR250F 15-19                 | 1314-0624 |
| WR250F 20-21                 | 1314-0627 |
| YZ250 01-05                  | 1314-0631 |
| YZ250 06-21                  | 1314-0619 |
| YZ250F 01-05                 | 1314-0631 |
| YZ250F 06-11                 | 1314-0619 |
| YZ250F 12-13                 | 1314-0634 |
| YZ250F 14-18                 | 1314-0621 |
| YZ250F 19-21                 | 1314-0620 |
| YZ250FX 15-21                | 1314-0624 |
| YZ250X 16-21                 | 1314-0619 |
| WR426F 01-02                 | 1314-0631 |
| WR450F 03-06                 | 1314-0631 |
| WR450F 07-11                 | 1314-0629 |
| WR450F 12-15                 | 1314-0632 |
| WR450F 16-18                 | 1314-0624 |
| WR450F 19-21                 | 1314-0627 |
| YZ450F 03-05                 | 1314-0631 |
| YZ450F 06-09                 | 1314-0619 |
| YZ450F 10-17                 | 1314-0627 |
| YZ450F 18-21                 | 1314-0620 |
| YZ450FX 16-18                | 1314-0621 |
| YZ450FX 19-21                | 1314-0627 |

| LOWERING PULL RODS |                     |                        |
|--------------------|---------------------|------------------------|
| MAKE/MODEL/YEAR    | LOWERS REAR OF BIKE | PART #                 |
| <b>HONDA</b>       |                     |                        |
| CRF150R / RB 07-21 | 1.50"               | 1304-1029              |
| CRF230F 03-19      | 1.25"               | 1304-0997              |
| CRF250L 13-19      | 1.25"               | 1304-0575 <sup>2</sup> |
| CRF250F 19-21      | 1.25"               | 1304-1028              |
| XR650L 92-20       | 1.00"               | 1304-0998              |
| <b>KAWASAKI</b>    |                     |                        |
| KX65 00-22         | 1.50"               | 1304-0015              |
| KX85/100 01-22     | 1.50"               | 1304-0999              |
| KLX250S/SF 06-20   | 1.75"               | 1304-0272 <sup>1</sup> |
| KLR650 08-18       | 1"                  | 1304-0269 <sup>1</sup> |
| KLR650 08-18       | 1.75"               | 1304-0270 <sup>1</sup> |
| <b>SUZUKI</b>      |                     |                        |
| RM 65 03-12        | 1.50"               | 1304-0015              |
| DRZ400S/SM 00-22   | 1"                  | 1304-0273 <sup>1</sup> |
| DRZ400S/SM 00-22   | 1.75"               | 1304-0274 <sup>1</sup> |
| DR650 96-22        | 1.75"               | 1304-0347 <sup>1</sup> |
| <b>TRIUMPH</b>     |                     |                        |
| TIGER800 11-14     | 1"                  | 1304-0574              |
| <b>YAMAHA</b>      |                     |                        |
| YZ 85 97-21        | 1.50"               | 1304-1000              |
| WR250R/X 08-20     | 1.75"               | 1304-0276 <sup>2</sup> |
| TENERE 700 21      | 1.00"               | 1304-1030              |

1 - BEARINGS, SLEEVES, AND SEALS NOT NEEDED.  
2 - BEARINGS, SLEEVES, AND SEALS INCLUDED.



### EASY ON FORK SKINS

\$27.95

- Easy to install
- Eliminates mud and dirt contamination
- Fork seals stay clean in all conditions preventing oil and air leaks
- Greatly increase the life of fork seals
- Available in two sizes to fit almost every off-road motorcycle
- Cable ties are included for extra security
- Two free grip donuts included
- Sold in pairs



| FITS FORK SIZES:       | FITS BIKE      | PART #    |
|------------------------|----------------|-----------|
| 32 MM - 43 MM STANDARD | 85CC & SMALLER | 0406-0035 |
| 44 MM - 50 MM STANDARD | 125CC & LARGER | 0406-0036 |



### CARBON FIBER FORK GUARD

\$74.95

- Carbon fiber with abrasion-resistant epoxy
- Snaps over forks without mounting hardware
- Looks good and saves fork legs
- Fits all Gas Gas, Honda, Husaberg, Husqvarna, Kawasaki, KTM, Suzuki and Yamaha models
- Sold in pairs

|                          |           |
|--------------------------|-----------|
| CARBON FIBER FORK GUARDS | 0412-0163 |
|--------------------------|-----------|

### CLIP-ON REGISTRATION HOLDER

\$22.95

- Made from carbon fiber and designed to clip over the upper fork leg
- Stick your registration sticker directly to the carbon holder, then clip onto the fork leg of the Motorcycle
- Prevents your tag from falling off when riding on the trail
- Can be removed before washing bike
- Looks good and helps protect the fork leg



| DESCRIPTION                 | PART #    |
|-----------------------------|-----------|
| CLIP-ON REGISTRATION HOLDER | 0412-0547 |

### FORK SKINS

\$19.95 - \$27.95

- Helps protect vulnerable fork tube and seal from dust, dirt, and corrosive elements
- Designed to fit closely over upper and lower fork tubes
- Constructed of a double lined 3mm thick neoprene
- Assembled using double stitched seams
- Short skins include durable cable ties for extra security
- Available in two sizes for forks ranging from 32mm to 50mm
- Two free grip donuts included
- Sold in pairs



| FITS FORK SIZES:                         | FITS BIKE      | PART #    |
|--|----------------|-----------|
| 127 MM (5 IN. LONG) 32 MM-43 MM STANDARD | 85CC & SMALLER | 0406-0009 |
| 127 MM (5 IN. LONG) 44 MM-50 MM STANDARD | 125CC & LARGER | 0406-0010 |
| 356 MM (14" LONG) 32 MM-43 MM LONG       | 85CC & SMALLER | 0406-0011 |
| 381 MM (15" LONG) 44 MM-50 MM LONG       | 125CC & LARGER | 0406-0012 |

### KTM AND HUSQVARNA FORK RINGS

\$17.95

- Hard plastic fork rings help guide and protect fork guards and upper fork legs from damage
- Sold as sets to fit KTM and Husqvarna late model dirt bikes
- Cheaper than the OEM parts



| DESCRIPTION                              | PART #    |
|--|-----------|
| FITS ALL KTM 125 TO 500 08-23            | 0412-0525 |
| FITS ALL HUSQVARNA 125 TO 501 14-23      | 0412-0525 |
| FITS ALL SHERCO 125-300 SE-R/ SE-F 14-23 | 0412-0525 |
| FITS ALL GAS GAS 125-450 21-23           | 0412-0525 |



CANYON RICHARDS

APPAREL

HELMETS & GOGGLES

RIDER ARMOR

OUTERWEAR

YOUTH

LUGGAGE & PACKS

BIKE BODY

BIKE CONTROLS

BIKE SUSPENSION

BIKE BRAKING

BIKE DRIVE

BIKE BEARINGS

BIKE ENGINE

BIKE ELECTRICAL

BIKE EXHAUST

BIKE WHEELS

BICYCLE

GARAGE & PROMO

SIZING CHART



**XCR BRAKE PADS/SHOES** **\$17<sup>95</sup> - \$37<sup>95</sup>**

- Ultimate wet condition pads
- Low-wear S-47 sintered metal compound outlasts the gnarliest conditions
- High-tech gray zirconium-based ceramic applied extra thick to protect brake fluid from heat
- Made by DP Brakes



**M1 BRAKE PADS** **\$38<sup>95</sup>**

- Ultimate dry condition pads
- High-friction S-57 sintered metal compound provides maximum stopping power
- Blue ceramic backing helps prevent heat from reaching brake fluid
- Made by DP Brakes



**QUALIFIER BRAKE PADS** **\$16<sup>95</sup>**

- Latest generation of aramid fiber material
- Progressive feel and rider feedback
- No rotor wear and quiet
- Made by DP Brakes

| BRAKE PADS/SHOES               |           |              |           |             |
|--------------------------------|-----------|--------------|-----------|-------------|
| FITS MODEL                     | COMPOUND  | FRONT PART # | COMPOUND  | REAR PART # |
| <b>ATK</b>                     |           |              |           |             |
| ALL 94-95                      | QUALIFIER | 1720-0248    | QUALIFIER | 1720-0248   |
|                                | XCR       | 1721-0624    | XCR       | 1721-0624   |
| ALL 96-04                      | QUALIFIER | 1720-0222    | QUALIFIER | 1720-0223   |
|                                | M1        | M617-557     | M1        | 1721-0078   |
|                                | XCR       | 1721-0086    | XCR       | M622-547    |
| <b>BETA</b>                    |           |              |           |             |
| EVO 125 2T 10-23               | M1        | 1721-2174    | M1 S57    | 1721-2173   |
| REV-3 125 05-09                | M1        | 1721-2174    | M1        | -           |
| RR 125 2T / RACE EDITION 18-23 | QUALIFIER | 1720-0221    | QUALIFIER | 1720-0227   |
|                                | XCR       | 1721-0085    | XCR       | M940-547    |
|                                | M1        | M321-557     | M1        | 1721-0084   |
| EVO 200 09-23                  | M1        | 1721-2174    | M1        | 1721-2173   |
| RR 200 2T 18-23                | QUALIFIER | 1720-0221    | QUALIFIER | 1720-0227   |
|                                | XCR       | 1721-0085    | XCR       | M940-547    |
|                                | M1        | M321-557     | M1        | 1721-0084   |
| EVO 250 2T 09-23               | M1        | 1721-2174    | M1        | 1721-2173   |
| EVO 250 4T 09-16               | M1        | 1721-2174    | M1        | 1721-2173   |
| REV 4T 250 08-09               | M1        | 1721-2174    | M1        | -           |
| REV-3 250 05-09                | M1        | 1721-2174    | M1        | -           |
| RR 250 2T / RACE EDITION 18-23 | QUALIFIER | 1720-0221    | QUALIFIER | 1720-0227   |
|                                | XCR       | 1721-0085    | XCR       | M940-547    |
|                                | M1        | M321-557     | M1        | 1721-0084   |
| REV-3 270 05-09                | M1        | 1721-2174    | M1        | -           |
| EVO 300 2T /S5 10-23           | M1        | 1721-2174    | M1        | 1721-2173   |
| EVO 300 4T 10-23               | M1        | 1721-2174    | M1        | 1721-2173   |
| RR 300 2T / RACE EDITION 18-23 | QUALIFIER | 1720-0221    | QUALIFIER | 1720-0227   |
|                                | XCR       | 1721-0085    | XCR       | M940-547    |
|                                | M1        | M321-557     | M1        | 1721-0084   |
| XTRAINER 300 2T 18-23          | QUALIFIER | 1720-0221    | QUALIFIER | 1720-0227   |
|                                | XCR       | 1721-0085    | XCR       | M940-547    |
|                                | M1        | M321-557     | M1        | 1721-0084   |
| RR 350 RACE EDITION 18-23      | QUALIFIER | 1720-0221    | QUALIFIER | 1720-0227   |
|                                | XCR       | 1720-0221    | XCR       | M940-547    |
|                                | M1        | M321-557     | M1        | 1721-0084   |
| RR 390 RACE EDITION 18-22      | QUALIFIER | 1720-0221    | QUALIFIER | 1720-0227   |
|                                | XCR       | 1721-0085    | XCR       | M940-547    |
|                                | M1        | M321-557     | M1        | 1721-0084   |
| RR 430 RACE EDITION 18-23      | QUALIFIER | 1720-0221    | QUALIFIER | 1720-0227   |
|                                | XCR       | 1721-0085    | XCR       | M940-547    |
|                                | M1        | M321-557     | M1        | 1721-0084   |
| RR 480 RACE EDITION 18-23      | QUALIFIER | 1720-0221    | QUALIFIER | 1720-0227   |
|                                | XCR       | 1721-0085    | XCR       | M940-547    |
|                                | M1        | M321-557     | M1        | 1721-0084   |
| <b>CANNONDALE</b>              |           |              |           |             |
| MX/XC/EX400 00-02              | QUALIFIER | 1720-0222    | QUALIFIER | 1720-0249   |
|                                | M1        | M321-557     | -         | -           |
|                                | XCR       | 1721-0086    | XCR       | M315-547    |
| <b>BMW</b>                     |           |              |           |             |
| F650GS 01-12                   | QUALIFIER | -            | QUALIFIER | 1720-0223   |

| BRAKE PADS/SHOES (CON'T) |             |              |           |             |
|--------------------------|-------------|--------------|-----------|-------------|
| FITS MODEL               | COMPOUND    | FRONT PART # | COMPOUND  | REAR PART # |
| <b>BMW (CON'T)</b>       |             |              |           |             |
|                          | M1          | -            | M1        | 1721-0078   |
|                          | XCR         | 1721-0999    | XCR       | M622-547    |
| G650GS 12-16             | QUALIFIER   | -            | QUALIFIER | 1720-0223   |
|                          | M1          | 1721-1004    | M1        | 1721-0078   |
|                          | XCR         | 1721-0999    | XCR       | M622-547    |
| F700GS 13-15             | QUALIFIER   | -            | QUALIFIER | 1720-0223   |
|                          | M1          | -            | M1        | 1721-0078   |
|                          | XCR         | 1721-0999    | XCR       | M622-547    |
| F750GS 18-23             | QUALIFIER   | -            | QUALIFIER | 1720-0223   |
|                          | M1          | 1721-1004    | M1        | 1721-0078   |
|                          | XCR         | 1721-0999    | XCR       | M622-547    |
| F800GS 08-18             | QUALIFIER   | -            | QUALIFIER | 1720-0223   |
|                          | M1          | 1721-1004    | M1        | 1721-0078   |
|                          | XCR         | 1721-0999    | XCR       | M622-547    |
| F850GS 18-23             | QUALIFIER   | -            | QUALIFIER | 1720-0223   |
|                          | M1          | 1721-1004    | M1        | 1721-0078   |
|                          | XCR         | 1721-0999    | XCR       | M622-547    |
| <b>GAS GAS</b>           |             |              |           |             |
| ALL 95-99                | QUALIFIER   | 1720-0222    | QUALIFIER | 1720-0223   |
|                          | M1          | M617-557     | M1        | 1721-0078   |
|                          | XCR         | 1721-0086    | XCR       | M622-547    |
| ALL EXCEPT TXT 00-09     | QUALIFIER   | 1720-0221    | QUALIFIER | 1720-0224   |
|                          | M1          | M321-557     | M1        | 1721-0080   |
|                          | XCR         | 1721-0085    | XCR       | M815-547    |
| ALL EXCEPT TXT 10-20     | QUALIFIER   | 1720-0221    | QUALIFIER | 1720-0227   |
|                          | M1          | M321-557     | M1        | 1721-0084   |
|                          | XCR         | 1721-0085    | XCR       | M940-547    |
| EC RANGER 20 (ALL)       | QUALIFIER   | 1720-0222    | QUALIFIER | 1720-0227   |
|                          | M1          | M617-557     | M1        | 1721-0084   |
|                          | XCR         | 1721-0086    | XCR       | M940-547    |
| MC50 21-23               | XCR         | 1721-0087    | XCR       | 1721-0087   |
|                          | MC 65 21-22 | XCR          | M923-547  | XCR         |
| MC85 21-23               | XCR         | 1721-0086    | XCR       | M935-547    |
| MC 125 21-23             | QUALIFIER   | 1720-0222    | QUALIFIER | 1720-0226   |
|                          | M1          | M617-557     | M1        | 1721-0082   |
|                          | XCR         | 1721-0086    | XCR       | M935-547    |
| EX 250 F 21-23           | QUALIFIER   | 1720-0222    | QUALIFIER | 1720-0226   |
|                          | M1          | M617-557     | M1        | 1721-0082   |
|                          | XCR         | 1721-0086    | XCR       | M935-547    |
| MC 250 F 21-23           | QUALIFIER   | 1720-0222    | QUALIFIER | 1720-0226   |
|                          | M1          | M617-557     | M1        | 1721-0082   |
|                          | XCR         | 1721-0086    | XCR       | M935-547    |
| EX 300 21-23             | QUALIFIER   | 1720-0222    | QUALIFIER | 1720-0226   |
|                          | M1          | M617-557     | M1        | 1721-0082   |
|                          | XCR         | 1721-0086    | XCR       | M935-547    |
| EC 300 21-23             | QUALIFIER   | 1720-0222    | QUALIFIER | 1720-0226   |
|                          | M1          | M617-557     | M1        | 1721-0082   |
|                          | XCR         | 1721-0086    | XCR       | M935-547    |
| EX 350 F 21-23           | QUALIFIER   | 1720-0222    | QUALIFIER | 1720-0226   |
|                          | M1          | M617-557     | M1        | 1721-0082   |
|                          | XCR         | 1721-0086    | XCR       | M935-547    |
| EX 450 F 21-23           | QUALIFIER   | 1720-0222    | QUALIFIER | 1720-0226   |
|                          | M1          | M617-557     | M1        | 1721-0082   |
|                          | XCR         | 1721-0086    | XCR       | M935-547    |

| BRAKE PADS/SHOES (CON'T) |                |              |           |             |           |
|--------------------------|----------------|--------------|-----------|-------------|-----------|
| FITS MODEL               | COMPOUND       | FRONT PART # | COMPOUND  | REAR PART # |           |
| <b>GAS GAS (CON'T)</b>   |                |              |           |             |           |
| MC 450 F 21-23           | QUALIFIER      | 1720-0222    | QUALIFIER | 1720-0226   |           |
|                          | M1             | M617-557     | M1        | 1721-0082   |           |
|                          | XCR            | 1721-0086    | XCR       | M935-547    |           |
| <b>HONDA</b>             |                |              |           |             |           |
| Z/XR/CRF50 80-23         | XCR            | 1723-0005    | XCR       | 1723-0005   |           |
| XR70R 97-04              | XCR            | M9126        | XCR       | M9126       |           |
| CRF70 04-12              | XCR            | M9126        | XCR       | M9126       |           |
| XR80/100R 85-03          | XCR            | M9126        | XCR       | M9126       |           |
| CRF80/100F 04-13         | XCR            | M9126        | XCR       | M9126       |           |
| CR80R 92-02              | QUALIFIER      | 1720-0231    | QUALIFIER | 1720-0224   |           |
|                          | M1             | -            | M1        | 1721-0080   |           |
|                          | XCR            | M107-547     | XCR       | M815-547    |           |
| CR85R/RB 03-07           | QUALIFIER      | 1720-0229    | QUALIFIER | 1720-0224   |           |
|                          | M1             | -            | M1        | 1721-0080   |           |
|                          | XCR            | M811-547     | XCR       | M815-547    |           |
| CRF110F 13-23            | XCR            | M9126        | XCR       | M9126       |           |
| CR125/250/500R 87-94     | QUALIFIER      | 1720-0250    | QUALIFIER | 1720-0224   |           |
|                          | M1             | -            | M1        | 1721-0080   |           |
|                          | XCR            | M814-547     | XCR       | M815-547    |           |
| CR125/250/500R 95-01     | QUALIFIER      | 1720-0221    | QUALIFIER | 1720-0224   |           |
|                          | M1             | M321-S57     | M1        | 1721-0080   |           |
|                          | XCR            | 1721-0085    | XCR       | M815-547    |           |
| CR125/250R 02-07         | QUALIFIER      | 1720-0221    | QUALIFIER | 1720-0225   |           |
|                          | M1             | M321-S57     | M1        | 1721-0081   |           |
|                          | XCR            | 1721-0085    | XCR       | M921-547    |           |
| CRF125F/FB 14-23         | QUALIFIER      | 1720-0221    | -         | -           |           |
|                          | M1             | M321-S57     | M1        | -           |           |
|                          | XCR            | 1721-0085    | XCR       | M9126       |           |
| CRF150/230F 03-19        | QUALIFIER      | 1720-0221    | QUALIFIER | -           |           |
|                          | M1             | M321-S57     | M1        | -           |           |
|                          | XCR            | 1721-0085    | XCR       | 1723-0004   |           |
| CRF150R/RB 07-23         | QUALIFIER      | 1720-0229    | QUALIFIER | 1720-0225   |           |
|                          | M1             | 1721-0084    | M1        | 1721-0081   |           |
|                          | XCR            | M811-547     | XCR       | M921-547    |           |
| CRF250F 19-23            | XCR            | 1721-0085    | XCR       | M921-547    |           |
| XR200R 80-02             | XCR            | 1723-0004    | XCR       | 1723-0004   |           |
| CRF250 L/M 13-20         | XCR            | 1721-0085    | XCR       | M815-547    |           |
| CRF250R/X 03-23          | QUALIFIER      | 1720-0221    | QUALIFIER | 1720-0225   |           |
|                          | M1             | M321-S57     | M1        | 1721-0081   |           |
|                          | XCR            | 1721-0085    | XCR       | M921-547    |           |
| CRF250RX 19-23           | XCR            | 1721-0085    | XCR       | M921-547    |           |
|                          | XR250L/R 91-95 | QUALIFIER    | -         | QUALIFIER   | 1720-0224 |
|                          |                | M1           | -         | M1          | 1721-0080 |
| XCR                      |                | M814-547     | XCR       | M815-547    |           |
| XR250L/R/400R/600R 96-04 | QUALIFIER      | 1720-0221    | QUALIFIER | 1720-0224   |           |
|                          | M1             | M321-S57     | M1        | 1721-0080   |           |
|                          | XCR            | 1721-0085    | XCR       | M815-547    |           |
| CRF450R/X 02-23          | QUALIFIER      | 1720-0221    | QUALIFIER | 1720-0225   |           |
|                          | M1             | M321-S57     | M1        | 1721-0081   |           |
|                          | XCR            | 1721-0085    | XCR       | M921-547    |           |
| CRF450RWE 19-23          | QUALIFIER      | 1720-0221    | QUALIFIER | 1720-0225   |           |
|                          | M1             | M321-S57     | M1        | 1721-0081   |           |
|                          | XCR            | 1721-0085    | XCR       | M921-547    |           |
| CRF450RX 18-23           | QUALIFIER      | 1720-0221    | QUALIFIER | 1720-0225   |           |
|                          | M1             | M321-S57     | M1        | 1721-0081   |           |
|                          | XCR            | 1721-0085    | XCR       | M921-547    |           |
| XR600R 88-95             | QUALIFIER      | 1720-0250    | QUALIFIER | 1720-0224   |           |
|                          | M1             | -            | M1        | 1721-0080   |           |
|                          | XCR            | M814-547     | XCR       | M815-547    |           |
| XR650L 93-23             | QUALIFIER      | 1720-0221    | QUALIFIER | 1720-0224   |           |
|                          | M1             | M321-S57     | M1        | 1721-0080   |           |
|                          | XCR            | 1721-0085    | XCR       | M815-547    |           |
| <b>HUSABERG</b>          |                |              |           |             |           |
| ALL 08-13                | QUALIFIER      | 1720-0222    | QUALIFIER | 1720-0226   |           |
|                          | M1             | M617-557     | M1        | 1721-0082   |           |
|                          | XCR            | 1721-0086    | XCR       | M935-547    |           |
| ALL 90                   | XCR            | M310-547     | XCR       | M310-547    |           |
| ALL 91-92                | -              | -            | XCR       | M310-547    |           |
| ALL 93-94                | QUALIFIER      | 1720-0222    | -         | -           |           |
|                          | M1             | M617-557     | -         | -           |           |
|                          | XCR            | 1721-0086    | XCR       | M310-547    |           |
| ALL 95-07                | QUALIFIER      | 1720-0222    | QUALIFIER | 1720-0223   |           |
|                          | M1             | M617-557     | M1        | 1721-0078   |           |
|                          | XCR            | 1721-0086    | XCR       | M622-547    |           |

| BRAKE PADS/SHOES (CON'T) |           |              |           |             |
|--------------------------|-----------|--------------|-----------|-------------|
| FITS MODEL               | COMPOUND  | FRONT PART # | COMPOUND  | REAR PART # |
| <b>HUSQVARNA</b>         |           |              |           |             |
| ALL 89-91                | -         | -            | XCR       | M310-547    |
| ALL 92-94                | QUALIFIER | 1720-0248    | QUALIFIER | 1720-0231   |
|                          | XCR       | 1721-0624    | XCR       | M107-547    |
| ALL 95-03                | QUALIFIER | 1720-0222    | QUALIFIER | 1720-0223   |
|                          | M1        | M617-557     | M1        | 1721-0078   |
|                          | XCR       | 1721-0086    | XCR       | M622-547    |
| CR65 11-12               | XCR       | M923-547     | -         | -           |
| TC85 14-20               | XCR       | 1721-1454    | XCR       | 1721-3027   |
| TC 85 21-24              | XCR       | 1721-0086    | XCR       | M935-547    |
| CR125/250 04-13          | QUALIFIER | 1720-0222    | QUALIFIER | 1720-0226   |
|                          | M1        | M617-557     | M1        | 1721-0082   |
|                          | XCR       | 1721-0086    | XCR       | M935-547    |
| TC125 14-23              | QUALIFIER | 1720-0222    | QUALIFIER | 1720-0226   |
|                          | M1        | M617-557     | M1        | 1721-0082   |
|                          | XCR       | 1721-0086    | XCR       | M935-547    |
| TE150 19                 | QUALIFIER | 1720-0222    | QUALIFIER | 1720-0226   |
|                          | M1        | M617-557     | M1        | 1721-0082   |
|                          | XCR       | 1721-0086    | XCR       | M935-547    |
| TE150I 20-23             | QUALIFIER | 1720-0222    | QUALIFIER | 1720-0226   |
|                          | M1        | M617-557     | M1        | 1721-0082   |
|                          | XCR       | 1721-0086    | XCR       | M935-547    |
| FC250 14-24              | QUALIFIER | 1720-0222    | QUALIFIER | 1720-0226   |
|                          | M1        | M617-557     | M1        | 1721-0082   |
|                          | XCR       | 1721-0086    | XCR       | M935-547    |
| FE250 14-23              | QUALIFIER | 1720-0222    | QUALIFIER | 1720-0226   |
|                          | M1        | M617-557     | M1        | 1721-0082   |
|                          | XCR       | 1721-0086    | XCR       | M935-547    |
| TC250 14-24              | QUALIFIER | 1720-0222    | QUALIFIER | 1720-0226   |
|                          | M1        | M617-557     | M1        | 1721-0082   |
|                          | XCR       | 1721-0086    | XCR       | M935-547    |
| TC/TE250/450 04-13       | QUALIFIER | 1720-0222    | QUALIFIER | 1720-0226   |
|                          | M1        | M617-557     | M1        | 1721-0082   |
|                          | XCR       | 1721-0086    | XCR       | M935-547    |
| TE250 14-19              | QUALIFIER | 1720-0222    | QUALIFIER | 1720-0226   |
|                          | M1        | M617-557     | M1        | 1721-0082   |
|                          | XCR       | 1721-0086    | XCR       | M935-547    |
| TE250I 19-23             | QUALIFIER | 1720-0222    | QUALIFIER | 1720-0226   |
|                          | M1        | M617-557     | M1        | 1721-0082   |
|                          | XCR       | 1721-0086    | XCR       | M935-547    |
| TE300 14-18              | QUALIFIER | 1720-0222    | QUALIFIER | 1720-0226   |
|                          | M1        | M617-557     | M1        | 1721-0082   |
|                          | XCR       | 1721-0086    | XCR       | M935-547    |
| TE300I 19-23             | QUALIFIER | 1720-0222    | QUALIFIER | 1720-0226   |
|                          | M1        | M617-557     | M1        | 1721-0082   |
|                          | XCR       | 1721-0086    | XCR       | M935-547    |
| TX300I 17-23             | QUALIFIER | 1720-0222    | QUALIFIER | 1720-0226   |
|                          | M1        | M617-557     | M1        | 1721-0082   |
|                          | XCR       | 1721-0086    | XCR       | M935-547    |
| WR300 09-13              | QUALIFIER | 1720-0222    | QUALIFIER | 1720-0223   |
|                          | M1        | M617-557     | M1        | 1721-0078   |
|                          | XCR       | 1721-0086    | XCR       | M622-547    |
| TE310 09-13              | QUALIFIER | 1720-0222    | QUALIFIER | 1720-0226   |
|                          | M1        | M617-557     | M1        | 1721-0082   |
|                          | XCR       | 1721-0086    | XCR       | M935-547    |
| FC350 14-22              | QUALIFIER | 1720-0222    | QUALIFIER | 1720-0226   |
|                          | M1        | M617-557     | M1        | 1721-0082   |
|                          | XCR       | 1721-0086    | XCR       | M935-547    |
| FE350 14-23              | QUALIFIER | 1720-0222    | QUALIFIER | 1720-0226   |
|                          | M1        | M617-557     | M1        | 1721-0082   |
|                          | XCR       | 1721-0086    | XCR       | M935-547    |
| FE350S 15-23             | QUALIFIER | 1720-0222    | QUALIFIER | 1720-0226   |
|                          | M1        | M617-557     | M1        | 1721-0082   |
|                          | XCR       | 1721-0086    | XCR       | M935-547    |
| FC450 14-24              | QUALIFIER | 1720-0222    | QUALIFIER | 1720-0226   |
|                          | M1        | M617-557     | M1        | 1721-0082   |
|                          | XCR       | 1721-0086    | XCR       | M935-547    |
| FE450 14-23              | QUALIFIER | 1720-0222    | QUALIFIER | 1720-0226   |
|                          | M1        | M617-557     | M1        | 1721-0082   |
|                          | XCR       | 1721-0086    | XCR       | M935-547    |
| FX45017-24               | QUALIFIER | 1720-0222    | QUALIFIER | 1720-0226   |
|                          | M1        | M617-557     | M1        | 1721-0082   |
|                          | XCR       | 1721-0086    | XCR       | M935-547    |
| FE501 14-23              | QUALIFIER | 1720-0222    | QUALIFIER | 1720-0226   |
|                          | M1        | M617-557     | M1        | 1721-0082   |
|                          | XCR       | 1721-0086    | XCR       | M935-547    |

CONTINUED ON NEXT PAGE

APPAREL

HELMETS & GOGGLES

RIDER ARMOR

OUTERWEAR

YOUTH

LUGGAGE & PACKS

BIKE BODY

BIKE CONTROLS

BIKE SUSPENSION

BIKE BRAKING

BIKE DRIVE

BIKE BEARINGS

BIKE ENGINE

BIKE ELECTRICAL

BIKE EXHAUST

BIKE WHEELS

BICYCLE

GARAGE & PROMO

SIZING CHART



| BRAKE PADS/SHOES (CON'T) |           |              |           |             |
|--------------------------|-----------|--------------|-----------|-------------|
| FITS MODEL               | COMPOUND  | FRONT PART # | COMPOUND  | REAR PART # |
| <b>HUSQVARNA (CON'T)</b> |           |              |           |             |
| FE501S 15-23             | QUALIFIER | 1720-0222    | QUALIFIER | 1720-0226   |
|                          | M1        | M617-557     | M1        | 1721-0082   |
|                          | XCR       | 1721-0086    | XCR       | M935-S47    |
| TC/TE510 05-12           | QUALIFIER | 1720-0222    | QUALIFIER | 1720-0226   |
|                          | M1        | M617-557     | M1        | 1721-0082   |
|                          | XCR       | 1721-0086    | XCR       | M935-S47    |
| SM610 06-11              | -         | -            | QUALIFIER | 1720-0223   |
|                          | -         | -            | M1        | 1721-0078   |
|                          | -         | -            | XCR       | M622-S47    |
| TE610 06-11              | QUALIFIER | 1720-0222    | QUALIFIER | 1720-0223   |
|                          | M1        | M617-557     | M1        | 1721-0078   |
|                          | XCR       | 1721-0086    | XCR       | M622-S47    |
| <b>KAWASAKI</b>          |           |              |           |             |
| KX60 83-03               | XCR       | M9170        | XCR       | M9170       |
| KX65 00-23               | QUALIFIER | -            | QUALIFIER | 1720-0231   |
|                          | XCR       | M328-S47     | XCR       | M107-S47    |
| KX80/85/100 97-00        | XCR       | M326-S47     | QUALIFIER | 1720-0229   |
|                          | -         | -            | M1        | 1721-0083   |
|                          | XCR       | M326-S47     | XCR       | M811-S47    |
| KE100 79-92              | XCR       | 1723-0001    | XCR       | 1723-0001   |
| KLX110 02-23             | XCR       | M9170        | XCR       | 1723-0001   |
| KX 112 22-23             | XCR       | M326-S47     | QUALIFIER | 1720-0229   |
|                          | -         | -            | M1        | 1721-0083   |
|                          | XCR       | M326-S47     | XCR       | M811-S47    |
| KX125/250 95-05          | QUALIFIER | 1720-0221    | QUALIFIER | 1720-0224   |
|                          | M1        | M321-557     | M1        | 1721-0080   |
|                          | XCR       | 1721-0085    | XCR       | M815-S47    |
| KX125/250/500 06         | XCR       | M310-S47     | XCR       | M310-S47    |
| KX125/250/500 89-93      | QUALIFIER | 1720-0248    | QUALIFIER | 1720-0249   |
|                          | XCR       | 1721-0624    | XCR       | M315-S47    |
| KX125/250/500 94         | QUALIFIER | 1720-0221    | QUALIFIER | 1720-0249   |
|                          | M1        | M321-557     | -         | -           |
| KLX125 03-06             | XCR       | 1721-0085    | XCR       | M315-S47    |
|                          | XCR       | 1723-0016    | XCR       | 1723-0016   |
| KLX125L 03-07            | -         | -            | XCR       | 1723-0016   |
| KLX1406 17-23            | QUALIFIER | 1720-0248    | QUALIFIER | 1720-0229   |
|                          | M1        | 1721-3029    | M1        | 1721-0083   |
| KLX140R 21-23            | XCR       | 1721-0624    | XCR       | M811-S47    |
|                          | QUALIFIER | 1720-0248    | QUALIFIER | 1720-0229   |
| KLX230ABS/NON ABS 20-22  | M1        | 1721-3029    | M1        | 1721-0083   |
|                          | XCR       | 1721-0624    | XCR       | M811-S47    |
| KLX230R 20-23            | QUALIFIER | 1720-0248    | QUALIFIER | 1720-0231   |
|                          | M1        | 1721-3029    | M1        | 1721-3031   |
| KDX200 85-88             | XCR       | 1721-0624    | XCR       | M811-S47    |
|                          | XCR       | M310-S47     | -         | -           |
| KDX200 89-92             | -         | -            | QUALIFIER | 1720-0249   |
|                          | XCR       | M310-S47     | XCR       | M315-S47    |
| KDX200 93-94             | QUALIFIER | 1720-0248    | QUALIFIER | 1720-0249   |
|                          | XCR       | 1721-0624    | XCR       | M315-S47    |
| KDX200/220 95-06         | QUALIFIER | 1720-0221    | QUALIFIER | 1720-0249   |
|                          | M1        | M321-557     | -         | -           |
|                          | XCR       | 1721-0085    | XCR       | M315-S47    |
| KDX250 91-94             | QUALIFIER | 1720-0248    | QUALIFIER | 1720-0249   |
|                          | XCR       | 1721-0624    | XCR       | M315-S47    |
| KLR250 84-92             | XCR       | M310-S47     | -         | -           |
| KLX250 93-96             | QUALIFIER | 1720-0221    | QUALIFIER | 1720-0249   |
|                          | M1        | M321-557     | -         | -           |
|                          | XCR       | 1721-0085    | XCR       | M315-S47    |
| KLX250S 06-07            | QUALIFIER | 1720-0221    | QUALIFIER | 1720-0227   |
|                          | M1        | M321-557     | M1        | 1721-0084   |
|                          | XCR       | 1721-0085    | -         | -           |
| KLX250S/SF 09-20         | QUALIFIER | 1720-0248    | QUALIFIER | 1720-0224   |
|                          | -         | -            | M1        | 1721-0080   |
|                          | XCR       | 1721-0624    | XCR       | M815-S47    |
| KX250 05-07              | QUALIFIER | 1720-0221    | QUALIFIER | 1720-0224   |
|                          | M1        | M321-557     | M1        | 1721-0080   |
|                          | XCR       | 1721-0085    | XCR       | M815-S47    |
| KX250F 04-18             | QUALIFIER | 1720-0221    | QUALIFIER | 1720-0227   |
|                          | M1        | M321-557     | M1        | 1721-0084   |
|                          | XCR       | 1721-0085    | XCR       | M940-S47    |
| KX250 (4T) 19-23         | QUALIFIER | 1720-0221    | QUALIFIER | 1720-0227   |

| BRAKE PADS/SHOES (CON'T)                      |                      |              |           |             |
|---|----------------------|--------------|-----------|-------------|
| FITS MODEL                                    | COMPOUND             | FRONT PART # | COMPOUND  | REAR PART # |
| <b>KAWASAKI (CON'T)</b>                       |                      |              |           |             |
|   | M1                   | M321-557     | M1        | 1721-0084   |
|   | XCR                  | 1721-0085    | XCR       | M940-S47    |
| KX250X (4T) 21-23                             | QUALIFIER            | 1720-0221    | QUALIFIER | 1720-0227   |
|   | M1                   | M321-557     | M1        | 1721-0084   |
| KLX300/400 97-06                              | XCR                  | 1721-0085    | XCR       | M940-S47    |
|   | QUALIFIER            | 1720-0221    | QUALIFIER | 1720-0224   |
|   | M1                   | M321-557     | M1        | 1721-0080   |
|   | XCR                  | 1721-0085    | XCR       | M815-S47    |
| KLX300R 20-23                                 | QUALIFIER            | 1720-0248    | QUALIFIER | 1720-0224   |
|   | -                    | -            | M1        | 1721-0080   |
|   | XCR                  | 1721-0624    | XCR       | M815-S47    |
|   | QUALIFIER            | 1720-0221    | QUALIFIER | 1720-0227   |
| KLX450R 07-12                                 | M1                   | M321-557     | M1        | 1721-0084   |
|   | XCR                  | 1721-0085    | XCR       | M940-S47    |
| KX450F 06-18                                  | QUALIFIER            | 1720-0221    | QUALIFIER | 1720-0227   |
|   | M1                   | M321-557     | M1        | 1721-0084   |
|   | XCR                  | 1721-0085    | XCR       | M940-S47    |
| KX450 (4T) 19-23                              | QUALIFIER            | 1720-0221    | QUALIFIER | 1720-0227   |
|   | M1                   | M321-557     | M1        | 1721-0084   |
|   | XCR                  | 1721-0085    | XCR       | M940-S47    |
| KX450 X (4T)19-23                             | QUALIFIER            | 1720-0221    | QUALIFIER | 1720-0227   |
|   | M1                   | M321-557     | M1        | 1721-0084   |
|   | XCR                  | 1721-0085    | XCR       | M940-S47    |
| KX500 95                                      | QUALIFIER            | 1720-0221    | QUALIFIER | 1720-0249   |
|   | M1                   | M321-557     | -         | -           |
|   | XCR                  | 1721-0085    | XCR       | M315-S47    |
|   | QUALIFIER            | 1720-0221    | QUALIFIER | 1720-0224   |
| KX500 96-04                                   | M1                   | M321-557     | M1        | 1721-0080   |
|   | XCR                  | 1721-0085    | XCR       | M815-S47    |
| KLR650/A 95-07                                | XCR                  | 1721-0625    | XCR       | M310-S47    |
| KLR650 08-14                                  | XCR                  | M411-S47     | XCR       | M412-S47    |
| KLX650 99                                     | QUALIFIER            | 1720-0221    | QUALIFIER | 1720-0224   |
|   | M1                   | M321-557     | M1        | 1721-0080   |
|   | XCR                  | 1721-0085    | XCR       | M815-S47    |
| KLX650R A1 93                                 | QUALIFIER            | 1720-0248    | QUALIFIER | 1720-0249   |
|   | XCR                  | 1721-0624    | XCR       | M315-S47    |
| KLX650R,C 94-98                               | QUALIFIER            | 1720-0221    | QUALIFIER | 1720-0249   |
|   | M1                   | M321-557     | -         | -           |
|   | XCR                  | 1721-0085    | XCR       | M315-S47    |
| <b>KTM</b>                                    |                      |              |           |             |
| ALL EXCEPT SX250/450 03                       | QUALIFIER            | 1720-0222    | QUALIFIER | 1720-0223   |
|   | M1                   | M617-557     | M1        | 1721-0078   |
|   | XCR                  | 1721-0086    | XCR       | M622-S47    |
| ALL EXCEPT SX50/65 94-02                      | QUALIFIER            | 1720-0222    | QUALIFIER | 1720-0223   |
|   | M1                   | M617-557     | M1        | 1721-0078   |
|   | XCR                  | 1721-0086    | XCR       | M622-S47    |
| ALL MODELS 125-530 04-24                      | QUALIFIER            | 1720-0222    | QUALIFIER | 1720-0226   |
|   | M1                   | M617-557     | M1        | 1721-0082   |
|   | XCR                  | 1721-0086    | XCR       | M935-S47    |
| 50SX PRO JR/ SR, 50 ADV 00-01, MINI ADV 06-08 | XCR                  | 1723-0006    | XCR       | 1723-0006   |
|   | 50SX PRO SR LC 04-24 | XCR          | 1721-0087 | XCR         |
| 50SX SR ADV, PRO JR LC 02-08                  | XCR                  | 1721-0087    | XCR       | 1723-0006   |
| 65SX 02-03                                    | XCR                  | M923-S47     | -         | -           |
| 65SX 04-07                                    | XCR                  | M923-S47     | XCR       | 1721-0087   |
| 65XC 08                                       | XCR                  | M923-S47     | XCR       | 1721-0087   |
| 65 SX 09-22                                   | XCR                  | M923-S47     | XCR       | M923-S47    |
| 85SX/XC 04-10                                 | XCR                  | M923-S47     | XCR       | M923-S47    |
| 85SX/XC 11                                    | XCR                  | M923-S47     | XCR       | -           |
| 85SX 12-20                                    | XCR                  | 1721-1454    | XCR       | 1721-3027   |
| 85 SX 21-24                                   | XCR                  | M617-S47     | XCR       | M935-S47    |
| 105SX 04-10                                   | XCR                  | M923-S47     | XCR       | M923-S47    |
| 105SX/XC 11                                   | XCR                  | M923-S47     | XCR       | -           |
| 105XC 04-11                                   | XCR                  | M923-S47     | XCR       | M923-S47    |
| 250/450SX 03                                  | QUALIFIER            | 1720-0222    | QUALIFIER | 1720-0226   |
|   | M1                   | M617-557     | M1        | 1721-0082   |
|   | XCR                  | 1721-0086    | XCR       | M935-S47    |
| 640 LC4 05-07                                 | QUALIFIER            | -            | QUALIFIER | 1720-0223   |
|   | M1                   | -            | M1        | 1721-0078   |
|   | XCR                  | 1721-0999    | XCR       | M622-S47    |
| 690 ENDURO R 09-23                            | QUALIFIER            | -            | QUALIFIER | 1720-0223   |

| BRAKE PADS/SHOES (CON'T)          |           |              |           |             |
|-----------------------------------|-----------|--------------|-----------|-------------|
| FITS MODEL                        | COMPOUND  | FRONT PART # | COMPOUND  | REAR PART # |
| <b>KTM (CON'T)</b>                |           |              |           |             |
|                                   | M1        | -            | M1        | 1721-0078   |
|                                   | XCR       | 1721-0999    | XCR       | M622-547    |
| 950 SUPER<br>ENDURO R 07-09       | XCR       | 1721-0999    | -         | -           |
| 990 ADVENTURE<br>07-08            | XCR       | 1721-0999    | -         | -           |
| 990 ADVENTURE<br>R 09-12          | XCR       | 1721-0999    | -         | -           |
| <b>SUZUKI</b>                     |           |              |           |             |
| RM65 03-05                        | QUALIFIER | -            | QUALIFIER | 1720-0231   |
|                                   | -         | -            | XCR       | M107-547    |
| RM80/85 96-04                     | -         | -            | XCR       | M312-547    |
| RM85/L 05-23                      | XCR       | M326-547     | XCR       | 1721-0438   |
| DRZ110 03-06                      | XCR       | M9170        | XCR       | 1723-0001   |
| DR125 03-11                       | XCR       | 1723-0016    | XCR       | 1723-0016   |
| RM125/250 87-88                   | QUALIFIER | 1720-0248    | -         | -           |
|                                   | XCR       | 1721-0624    | XCR       | M816-547    |
| RM125/250 89-95                   | QUALIFIER | 1720-0248    | QUALIFIER | 1720-0249   |
|                                   | XCR       | 1721-0624    | XCR       | M315-547    |
| RM125/250 96-11                   | QUALIFIER | 1720-0221    | QUALIFIER | 1720-0224   |
|                                   | M1        | M321-557     | M1        | 1721-0080   |
|                                   | XCR       | 1721-0085    | XCR       | M815-547    |
| DR250/350 90-99                   | QUALIFIER | 1720-0248    | QUALIFIER | 1720-0249   |
|                                   | XCR       | 1721-0624    | XCR       | M315-547    |
| DR-Z250 00-07                     | QUALIFIER | 1720-0221    | QUALIFIER | 1720-0249   |
|                                   | M1        | M321-557     | M1        | 1721-0079   |
|                                   | XCR       | 1721-0085    | XCR       | M315-547    |
| RMX250 89-95                      | QUALIFIER | 1720-0248    | QUALIFIER | 1720-0249   |
|                                   | XCR       | 1721-0624    | XCR       | M315-547    |
| RMX250 96-98                      | QUALIFIER | 1720-0221    | QUALIFIER | 1720-0249   |
|                                   | M1        | M321-557     | -         | -           |
|                                   | XCR       | 1721-0085    | XCR       | M315-547    |
| RMZ250 04-23                      | QUALIFIER | 1720-0221    | QUALIFIER | 1720-0227   |
|                                   | M1        | M321-557     | M1        | 1721-0084   |
|                                   | XCR       | 1721-0085    | XCR       | M940-547    |
| DR-Z400E/S 00-23                  | QUALIFIER | 1720-0221    | QUALIFIER | 1720-0224   |
|                                   | M1        | M321-557     | M1        | 1721-0080   |
|                                   | XCR       | 1721-0085    | XCR       | M815-547    |
| DR-Z400SM 05-23                   | QUALIFIER | 1720-0221    | QUALIFIER | 1720-0224   |
|                                   | M1        | M321-557     | M1        | 1721-0080   |
|                                   | XCR       | 1721-0085    | XCR       | M815-547    |
| RMX450Z 10-13                     | QUALIFIER | 1720-0221    | QUALIFIER | 1720-0227   |
|                                   | M1        | M321-557     | M1        | 1721-0084   |
|                                   | XCR       | 1721-0085    | XCR       | M940-547    |
| RMZ450 05-24                      | QUALIFIER | 1720-0221    | QUALIFIER | 1720-0227   |
|                                   | M1        | M321-557     | M1        | 1721-0084   |
|                                   | XCR       | 1721-0085    | XCR       | M940-547    |
| DR650SE 96-23                     | QUALIFIER | 1720-0221    | QUALIFIER | 1720-0249   |
|                                   | M1        | M321-557     | -         | -           |
|                                   | XCR       | 1721-0085    | XCR       | M315-547    |
| <b>TM</b>                         |           |              |           |             |
| MX80 03-05                        | QUALIFIER | 1720-0222    | QUALIFIER | 1720-0224   |
|                                   | M1        | M617-557     | M1        | 1721-0080   |
|                                   | XCR       | 1721-0086    | XCR       | M815-547    |
| MX 100/112 18-23                  | QUALIFIER | 1720-0225    | QUALIFIER | 1721-0225   |
|                                   | M1        | 1721-0081    | M1        | 1721-0081   |
|                                   | XCR       | M921-547     | XCR       | M921-547    |
| MX/E80/125/250<br>94-00           | QUALIFIER | 1720-0222    | QUALIFIER | 1720-0223   |
|                                   | M1        | M617-557     | M1        | 1721-0078   |
|                                   | XCR       | 1721-0086    | XCR       | M622-547    |
| EN/<br>MX125/250/300/450<br>05-23 | QUALIFIER | 1720-0222    | QUALIFIER | 1720-0227   |
|                                   | M1        | M617-557     | M1        | 1721-0084   |
|                                   | XCR       | 1721-0086    | XCR       | M940-547    |
| <b>YAMAHA</b>                     |           |              |           |             |
| YZ65 18-23                        | XCR       | M408-547     | QUALIFIER | 1720-0229   |
| DT80/100 83                       | XCR       | M9111        | XCR       | M9111       |
| YZ80 93-01                        | XCR       | M408-547     | XCR       | M816-547    |
| YZ85 02-23                        | XCR       | M408-547     | XCR       | M816-547    |
| TTR90 01-08                       | -         | -            | XCR       | M9111       |
| MX100 83                          | XCR       | M9111        | XCR       | M9111       |
| RT100 91-00                       | XCR       | M9111        | XCR       | M9111       |
| YZ100 82-83                       | XCR       | M9111        | -         | -           |
| TTR125L 01-08                     | XCR       | M408-547     | XCR       | M9111       |
| YZ125/250 89                      | QUALIFIER | 1720-0248    | -         | -           |

| BRAKE PADS/SHOES (CON'T)         |           |              |           |             |
|----------------------------------|-----------|--------------|-----------|-------------|
| FITS MODEL                       | COMPOUND  | FRONT PART # | COMPOUND  | REAR PART # |
| <b>YAMAHA (CON'T)</b>            |           |              |           |             |
|                                  | XCR       | 1721-0624    | XCR       | M816-547    |
| YZ125/250 90-97                  | QUALIFIER | 1720-0248    | QUALIFIER | 1720-0249   |
|                                  | XCR       | 1721-0624    | XCR       | M315-547    |
| YZ125/250 98-02                  | QUALIFIER | 1720-0221    | QUALIFIER | 1720-0224   |
|                                  | M1        | M321-557     | M1        | 1721-0080   |
|                                  | XCR       | 1721-0085    | XCR       | M815-547    |
| YZ125/250 03-07                  | QUALIFIER | 1720-0221    | QUALIFIER | 1720-0227   |
|                                  | M1        | M321-557     | M1        | 1721-0084   |
|                                  | XCR       | 1721-0085    | XCR       | M940-547    |
| YZ125/250 08-21                  | QUALIFIER | 1720-0228    | QUALIFIER | 1720-0227   |
|                                  | M1        | 1721-0674    | M1        | 1721-0084   |
|                                  | XCR       | 1721-0673    | XCR       | M940-547    |
| YZ125/250 22                     | QUALIFIER | -            | QUALIFIER | 1720-0227   |
|                                  | M1        | 1721-3030    | M1        | 1721-0084   |
|                                  | XCR       | 1721-3028    | XCR       | M940-547    |
| YZ125X 20-22                     | QUALIFIER | 1720-0228    | QUALIFIER | 1720-0227   |
|                                  | M1        | 1721-0674    | M1        | 1721-0084   |
|                                  | XCR       | 1721-0673    | XCR       | M940-547    |
| BW200 85-87                      | XCR       | M9111        | XCR       | M9111       |
| TW200 87-18                      | -         | -            | XCR       | M9111       |
| WR200/250/500<br>90-97           | QUALIFIER | 1720-0248    | QUALIFIER | 1720-0249   |
|                                  | XCR       | 1721-0624    | XCR       | M315-547    |
| TTR225 99-04                     | -         | -            | XCR       | 1723-0018   |
| XT225 01-05                      | -         | -            | XCR       | M9111       |
| TTR230 05-08                     | QUALIFIER | 1720-0248    | -         | -           |
|                                  | XCR       | 1721-0624    | XCR       | 1723-0018   |
| TTR250 00-05                     | QUALIFIER | 1720-0248    | QUALIFIER | 1720-0249   |
|                                  | XCR       | 1721-0624    | XCR       | M315-547    |
| YZ250X 16-22                     | QUALIFIER | 1720-0228    | QUALIFIER | 1720-0227   |
|                                  | M1        | 1721-0674    | M1        | 1721-0084   |
|                                  | XCR       | 1721-0673    | XCR       | M940-547    |
| YZ250F 03-06                     | QUALIFIER | 1720-0221    | QUALIFIER | 1720-0227   |
|                                  | M1        | M321-557     | M1        | 1721-0084   |
|                                  | XCR       | 1721-0085    | XCR       | M940-547    |
| YZ250F 07-20                     | QUALIFIER | 1720-0228    | QUALIFIER | 1720-0227   |
|                                  | M1        | 1721-0674    | M1        | 1721-0084   |
|                                  | XCR       | 1721-0673    | XCR       | M940-547    |
| YZ250F 21-22                     | QUALIFIER | -            | QUALIFIER | 1720-0227   |
|                                  | M1        | 1721-3030    | M1        | 1721-0084   |
|                                  | XCR       | 1721-3028    | XCR       | M940-547    |
| YZ250FX 15-21                    | QUALIFIER | 1720-0228    | QUALIFIER | 1720-0227   |
|                                  | M1        | 1721-0674    | M1        | 1721-0084   |
|                                  | XCR       | 1721-0673    | XCR       | M940-547    |
| YZ250FX 22                       | QUALIFIER | -            | QUALIFIER | 1720-0227   |
|                                  | M1        | 1721-3030    | M1        | 1721-0084   |
|                                  | XCR       | 1721-3028    | XCR       | M940-547    |
| WR250F 03-17                     | QUALIFIER | 1720-0221    | QUALIFIER | 1720-0227   |
|                                  | M1        | M321-557     | M1        | 1721-0084   |
|                                  | XCR       | 1721-0085    | XCR       | M940-547    |
| WR250F 18-20                     | QUALIFIER | 1720-0228    | QUALIFIER | 1720-0227   |
|                                  | M1        | 1721-0674    | M1        | 1721-0084   |
|                                  | XCR       | 1721-0673    | XCR       | M940-547    |
| WR250R 08-20                     | QUALIFIER | 1720-0221    | QUALIFIER | 1720-0227   |
|                                  | M1        | M321-557     | M1        | 1721-0084   |
|                                  | XCR       | 1721-0085    | XCR       | M940-547    |
| WR250X 08-11                     | -         | -            | QUALIFIER | 1720-0227   |
|                                  | -         | -            | M1        | 1721-0084   |
|                                  | -         | -            | XCR       | M940-547    |
| YZ/<br>WR250F/400F/426F<br>99-02 | QUALIFIER | 1720-0221    | QUALIFIER | 1720-0224   |
|                                  | M1        | M321-557     | M1        | 1721-0080   |
|                                  | XCR       | 1721-0085    | XCR       | M815-547    |
| YZ400F 98                        | QUALIFIER | 1720-0221    | QUALIFIER | 1720-0249   |
|                                  | M1        | M321-557     | -         | -           |
|                                  | XCR       | 1721-0085    | XCR       | M315-547    |
| WR450F 03-15                     | QUALIFIER | 1720-0221    | QUALIFIER | 1720-0227   |
|                                  | M1        | M321-557     | M1        | 1721-0084   |
|                                  | XCR       | 1721-0085    | XCR       | M940-547    |
| WR450F 17-20                     | QUALIFIER | 1720-0228    | QUALIFIER | 1720-0227   |
|                                  | M1        | 1721-0674    | M1        | 1721-0084   |
|                                  | XCR       | 1721-0673    | XCR       | M940-547    |
| WR450F 21-23                     | QUALIFIER | -            | QUALIFIER | 1720-0227   |
|                                  | M1        | 1721-3030    | M1        | 1721-0084   |

CONTINUED ON NEXT PAGE

APPAREL

HELMETS &  
GOOGLES

RIDER  
ARMOR

OUTERWEAR

YOUTH

LUGGAGE &  
PACKS

BIKE  
BODY

BIKE  
CONTROLS

BIKE  
SUSPENSION

BIKE  
BRAKING

BIKE  
DRIVE

BIKE  
BEARINGS

BIKE  
ENGINE

BIKE  
ELECTRICAL

BIKE  
EXHAUST

BIKE  
WHEELS

BICYCLE

GARAGE  
& PROMO


SIZING  
CHART

| BRAKE PADS/SHOES (CON'T) |           |              |           |             |
|--------------------------|-----------|--------------|-----------|-------------|
| FITS MODEL               | COMPOUND  | FRONT PART # | COMPOUND  | REAR PART # |
| <b>YAMAHA (CON'T)</b>    |           |              |           |             |
|                          | XCR       | 1721-3028    | XCR       | M940-S47    |
| YZ450F 03-07             | QUALIFIER | 1720-0221    | QUALIFIER | 1720-0227   |
|                          | M1        | M321-S57     | M1        | 1721-0084   |
|                          | XCR       | 1721-0085    | XCR       | M940-S47    |
| YZ450F 21-23             | QUALIFIER | -            | QUALIFIER | 1720-0227   |
|                          | M1        | 1721-3030    | M1        | 1721-0084   |
|                          | XCR       | 1721-3028    | XCR       | M940-S47    |
| YZ450F 08-20             | QUALIFIER | 1720-0228    | QUALIFIER | 1720-0227   |
|                          | M1        | 1721-0674    | M1        | 1721-0084   |
|                          | XCR       | 1721-0673    | XCR       | M940-S47    |
| YZ450FX 16-20            | QUALIFIER | 1720-0228    | QUALIFIER | 1720-0227   |
|                          | M1        | 1721-0674    | M1        | 1721-0084   |
|                          | XCR       | 1721-0673    | XCR       | M940-S47    |
| YZ450FX 21-23            | QUALIFIER | -            | QUALIFIER | 1720-0227   |
|                          | M1        | 1721-3030    | M1        | 1721-0084   |
|                          | XCR       | 1721-3028    | XCR       | M940-S47    |

**RFX ROTORS**

**\$119<sup>95</sup> - \$121<sup>95</sup>**

- Laser cut from high-grade quality stainless steel
- Heat treated to withstand warping and excess pad wear
- Color coded Comaxit surface treatment
- Ensures maximum pad cleaning
- Precision cut vented holes and wave design to dissipate heat
- Colors match OEM bike brands
- For maximum performance use with Moose Racing® M1, Qualifier or XCR brake pads
- Made by DP Brakes



**RFX ROTORS**

| MAKE/MODEL/YEAR                               | FRONT NON-PAINTED | REAR NON-PAINTED | SOLID ROTOR |
|---|-------------------|------------------|-------------|
| <b>GAS GAS</b>                                |                   |                  |             |
| EX 250 F 21-23                                | 1711-1823         | 1711-1825        | 1711-0327   |
| MC 250 F 21-23                                | 1711-1823         | 1711-1825        | 1711-0327   |
| EX 300 21-23                                  | 1711-1823         | 1711-1825        | 1711-0327   |
| EX 350 F 21-23                                | 1711-1823         | 1711-1825        | 1711-0327   |
| EX 450 F 21-23                                | 1711-1823         | 1711-1825        | 1711-0327   |
| MC 450 F 21-23                                | 1711-1823         | 1711-1825        | 1711-0327   |
| <b>HONDA</b>                                  |                   |                  |             |
| CR80/85 96-07                                 | -                 | 1711-1808        | -           |
| CR125/250/500 90-91                           | 1711-1807         | 1711-1809        | -           |
| CR125/250/500 92-94                           | 1711-1810         | 1711-1809        | -           |
| CR125/250/500 95-96                           | 1711-1812         | 1711-1809        | -           |
| CR125/250/500 97-01                           | 1711-1812         | 1711-1811        | -           |
| CR 125-500 02-14                              | 1711-1812         | 1711-1813        | -           |
| CR250-500 02-14                               | 1711-1812         | 1711-1813        | -           |
| CRF150R/RB 07-23                              | -                 | 1711-1808        | -           |
| CRF250/450 R 15-23                            | 1711-1814         | 1711-1813        | -           |
| CRF250RX 19-23                                | 1711-1814         | 1711-1813        | -           |
| CRF250 X 08-17                                | 1711-1812         | 1711-1813        | -           |
| CRF450L 19-20 DOES NOT INCLUDE PICK UP CENSOR | 1711-1814         | 1711-1813        | -           |
| CRF450RL 21-22                                | 1711-1814         | 1711-1813        | -           |
| CRF450RX 17-23                                | 1711-1814         | 1711-1813        | -           |
| CRF450RWE 19-23                               | 1711-1814         | 1711-1813        | -           |
| CRF450 X 08-23                                | 1711-1812         | 1711-1813        | -           |
| <b>HUSABERG</b>                               |                   |                  |             |
| ALL 09-13                                     | 1711-1823         | 1711-1825        | -           |
| <b>HUSQVARNA</b>                              |                   |                  |             |
| TC 65 17-22                                   | 1711-1836         | 1711-1822        | -           |
| TC85 14-16 17" - 14"                          | 1711-1821         | 1711-1838        | -           |
| TC85 14-16 19" -16"                           | 1711-1821         | 1711-1838        | -           |
| 85 TC 17-20 17"-14                            | 1711-1840         | 1711-1838        | -           |
| 85 TC 17-20 19"-16                            | 1711-1840         | 1711-1838        | -           |
| TC85 21-22 17" - 14"                          | 1711-1840         | 1711-1825        | -           |
| TC85 21-22 19" -16"                           | 1711-1840         | 1711-1825        | -           |
| FC/FE 14-22                                   | 1711-1823         | 1711-1825        | 1711-0327   |
| TC/TE 14-22                                   | 1711-1823         | 1711-1825        | 1711-0327   |

| RFX ROTORS (CON'T)    |                   |                  |             |
|-----------------------|-------------------|------------------|-------------|
| MAKE/MODEL/YEAR       | FRONT NON-PAINTED | REAR NON-PAINTED | SOLID ROTOR |
| <b>KAWASAKI</b>       |                   |                  |             |
| KX80 93-96            | -                 | -                | -           |
| KX80 97-99            | -                 | 1711-1816        | -           |
| KX85 00-23            | -                 | 1711-1816        | -           |
| KX125 89-02           | 1711-1815         | 1711-1818        | -           |
| KX125/250 03-05       | 1711-1817         | 1711-1820        | -           |
| KX125/250 06-08       | 1711-1837         | 1711-1820        | -           |
| KX250 89-02           | 1711-1815         | 1711-1818        | -           |
| KX250F 04-05          | 1711-1817         | -                | -           |
| KX250F/450F 06-14     | 1711-1837         | 1711-1820        | -           |
| KX250F 15-18          | 1711-1819         | 1711-1820        | -           |
| KX250 19-20           | 1711-1819         | 1711-1839        | -           |
| KX250 21-23 250MM     | 1711-1819         | 1711-1820        | -           |
| KX250 XC 21-23 240MM  | 1711-1819         | -                | -           |
| KX450F 15-18          | 1711-1819         | 1711-1820        | -           |
| KX450 19-23 250MM     | 1711-1819         | 1711-1839        | -           |
| KX450 XC 21-23 240 MM | 1711-1819         | -                | -           |
| KX500 89-04           | -                 | 1711-1818        | -           |
| <b>KTM</b>            |                   |                  |             |
| 65SX 09-23            | 1711-1836         | 1711-1822        | -           |
| 85SX 03-16 17" - 14"  | 1711-1821         | 1711-1824        | -           |
| 85SX 03-16 19" - 16"  | 1711-1821         | 1711-1824        | -           |
| 85 SX 17-20 17"-14    | 1711-1840         | 1711-1824        | -           |
| 85 SX 17-20 19"-16    | 1711-1840         | 1711-1824        | -           |
| 85SX 21-23 17" - 14"  | 1711-1840         | 1711-1825        | -           |
| 85SX 21-23 19" - 16"  | 1711-1840         | 1711-1825        | -           |
| 125-525 ALL 98-23     | 1711-1823         | 1711-1825        | 1711-0327   |
| <b>SUZUKI</b>         |                   |                  |             |
| DRZ400 00-08          | 1711-1826         | -                | -           |
| DRZ400S 00-21         | 1711-1826         | -                | -           |
| DRZ400SM 05-09/19-22  | -                 | 1711-1827        | -           |
| RMZ450 07-17          | 1711-1828         | 1711-1829        | -           |
| RMZ450 18-22          | -                 | 1711-1829        | -           |
| <b>YAMAHA</b>         |                   |                  |             |
| YZ125/250 92-00       | 1711-1830         | -                | -           |
| YZ125/250 85-97       | -                 | 1711-1831        | -           |
| YZ125/250 98-01       | 1711-1832         | 1711-1833        | -           |
| YZ125/250 02-16       | 1711-1832         | 1711-1835        | -           |
| YZ125/250 17-18       | 1711-1834         | 1711-1835        | -           |
| YZ125/250 19-23       | 1711-1834         | -                | -           |
| YZ125 X 20-23         | 1711-1834         | -                | -           |
| YZ250F 01-15          | 1711-1832         | 1711-1835        | -           |
| YZ250F 16-18          | 1711-1834         | 1711-1835        | -           |
| YZ250F 19-20          | 1711-1834         | -                | -           |
| YZ250F 21-23          | 1711-1834         | -                | -           |
| YZ250FX 17-23         | 1711-1834         | -                | -           |
| YZ250 X 19-23         | 1711-1834         | -                | -           |
| YZ 400/426 F 98-99    | 1711-1830         | -                | -           |
| YZ 426 F 00-01        | -                 | 1711-1833        | -           |
| YZ450F 03-15          | 1711-1832         | 1711-1835        | -           |
| YZ450F 16-19          | 1711-1834         | 1711-1835        | -           |
| YZ450F 20-23          | 1711-1834         | -                | -           |
| YZ450FX 16-20         | 1711-1834         | 1711-1835        | -           |
| YZ450FX 21-23         | 1711-1834         | -                | -           |



**STANDARD OEM FRONT ROTORS**

**\$79<sup>95</sup>**

- Made from high content stainless steel, which provides greater friction over OEM standard offerings
- Laser cut design on standard rotor to provide improved braking power and cooling under extreme braking
- All rotors are non-floating and bolt directly to hub
- Fits all OEM standard brake calipers



| MAKE/MODEL/YEAR                | PART #    | DIAMETER |
|--------------------------------|-----------|----------|
| <b>BETA</b>                    |           |          |
| BETA ENDURO 06-12              | 1711-1400 | 260      |
| BETA ENDURO /RR 13-24          | 1711-1401 | 260      |
| <b>GAS GAS</b>                 |           |          |
| GAS GAS ENDURO 96-20           | 1711-1402 | 260      |
| <b>HONDA</b>                   |           |          |
| HON CRF150 R 07-18             | 1711-1403 | 220      |
| HON CR 125/250/500 95-23       | 1711-1404 | 240      |
| <b>HUSABERG</b>                |           |          |
| HUSA ALL 00-14                 | 1711-1406 | 260      |
| <b>HUSQVARNA</b>               |           |          |
| HUS TC/TE/WR 125-630 00-13     | 1711-1405 | 260      |
| HUS FC/FE 14-20                | 1711-1406 | 260      |
| <b>KAWASAKI</b>                |           |          |
| KAW KX80 90-20                 | 1711-1407 | 220      |
| KAW 85 01-15                   |           | 220      |
| KAW KX125/250 06-08            | 1711-1408 | 250      |
| KAW KXF250/450 06-14           | 1711-1408 | 250      |
| KAW KXF250/450 15-18           | 1711-1409 | 270      |
| <b>KTM</b>                     |           |          |
| KTM SX50                       |           | 160      |
| KTM SX65 09-19                 | 1711-1410 | 198      |
| KTM 85 03-10 (19/16) BIG WHEEL | 1711-1411 | 240      |
| KTM 125-500 91-19 ALL          | 1711-1412 | 260      |
| <b>SUZUKI</b>                  |           |          |
| SUZ RM 125-250-450 88-17       | 1711-1414 | 250      |
| SUZ DRZ 400 05-17              | 1711-1414 | 250      |
| SUZUKI RMZ 450 18-             |           | 270      |
| <b>YAMAHA</b>                  |           |          |
| YZ 65CC 2018-                  |           | 198      |
| YAM YZ 125/250 01-15           | 1711-1416 | 250      |
| YAM YZF250 01-15               | 1711-1416 | 250      |
| YAM YZ 125/250 16-19           | 1711-1417 | 270      |
| YAM YZF 250/450 16             | 1711-1417 | 270      |

**STANDARD OEM SOLID ROTORS**

**\$111<sup>95</sup>**

- Made from high content stainless steel, which provides greater friction over OEM standard offerings
- Laser cut design on standard rotor to provide improved braking power and cooling under extreme braking
- All rotors are non-floating and bolt directly to hub
- Fits all OEM standard brake calipers



| MAKE/MODEL/YEAR                | PART #    | DIAMETER |
|--------------------------------|-----------|----------|
| <b>BETA</b>                    |           |          |
| BETA RR 13-18 ALL              | 1711-1616 | 240      |
| <b>HONDA</b>                   |           |          |
| HONDA CRF250-450 02-23         | 1711-1617 | 240      |
| HONDA CR 125/250 02-23         | 1711-1617 | 240      |
| <b>KAWASAKI</b>                |           |          |
| KAWASAKI KX-450 19-23 250MM    | 1711-1618 | 250      |
| <b>KTM</b>                     |           |          |
| KTM ALL 125-500 03-13          | 1711-1619 | 240      |
| <b>HUSQVARNA</b>               |           |          |
| HUSQVARNA/GAS-GAS ALL 13-19    | 1711-1619 | 240      |
| <b>YAMAHA</b>                  |           |          |
| YAMAHA YZF/YZ/FX 250-450 01-18 | 1711-1620 | 245      |

**STANDARD OEM REAR ROTORS**

**\$63<sup>95</sup>**

- Made from high content stainless steel, which provides greater friction over OEM standard offerings
- Laser cut design on standard rotor to provide improved braking power and cooling under extreme braking
- All rotors are non-floating and bolt directly to hub
- Fits all OEM standard brake calipers



| MAKE/MODEL/YEAR         | PART #    | DIAMETER |
|-------------------------|-----------|----------|
| <b>BETA</b>             |           |          |
| BETA ENDURO 05-12       | 1711-1418 | 220      |
| BETA 125-480CC RR 13-24 | 1711-1670 | 240      |
| <b>GAS GAS</b>          |           |          |
| GAS GAS 96-19           | 1711-1418 | 220      |
| <b>HONDA</b>            |           |          |
| CR80/85 96-07           | 1711-1419 | 190      |
| CRF150R 07-18           | 1711-1419 | 190      |
| CR125/250/500 02-14     | 1711-1420 | 240      |
| CRF250/450 15-18        | 1711-1420 | 240      |
| <b>HUSABERG</b>         |           |          |
| ALL MODELS 09-13        | 1711-1422 | 240      |
| <b>HUSQVARNA</b>        |           |          |
| FC/FE 14-18             | 1711-1422 | 240      |
| TC/TE/WR 125-630 00-13  | 1711-1421 | 220      |
| <b>KAWASAKI</b>         |           |          |
| KX80 97-99              |           | 184      |
| KX85 00-18              | 1711-1423 | 184      |
| KX 125/250 03-08        | 1711-1424 | 240      |
| KX250/450F 06-18        | 1711-1424 | 240      |
| KX450 19-21             | 1711-1671 | 250      |
| ALL 125-525             | 1711-1428 | 240      |
| <b>SHERCO</b>           |           |          |
| ENDURO 04-11            | 1711-1421 | 220      |
| ENDURO 12-16            | 1711-1429 | 220      |
| <b>SUZUKI</b>           |           |          |
| RM 125/250 06-08        | 1711-1430 | 240      |
| RMZ250 04-06            | 1711-1424 | 240      |
| RMZ250 07-23            | 1711-1431 | 240      |
| RMZ450 05-23            | 1711-1431 | 240      |
| <b>YAMAHA</b>           |           |          |
| YZ 65CC                 |           | 190      |
| YZ80 86-92              | 1711-1423 | 184      |
| YZ125/250 01-23         | 1711-1432 | 245      |
| YZ250F 01-23            | 1711-1432 | 245      |
| YZ450F 03-23            | 1711-1432 | 245      |

APPAREL

HELMETS & GOGGLES

RIDER ARMOR

OUTERWEAR

YOUTH

LUGGAGE & PACKS

BIKE BODY

BIKE CONTROLS

BIKE SUSPENSION

BIKE BRAKING

BIKE DRIVE

BIKE BEARINGS

BIKE ENGINE

BIKE ELECTRICAL

BIKE EXHAUST

BIKE WHEELS

BICYCLE

GARAGE & PROMO

SIZING CHART

**OEM ROTOR BOLTS**

**\$7.95 - \$8.95**

- The most common bike fitments for front and rear rotors
- Uses grade 10 nickel plated rotor bolts.
- OEM sprocket head shapes tapered fitments
- Fits all current and older models for both Japanese and European bikes
- Are sold as sets



| MAKE/MODEL/YEAR                 | FRONT BOLT | REAR BOLT |
|---------------------------------|------------|-----------|
| <b>GAS GAS</b>                  |            |           |
| 95-13 (ALL)                     | 2401-1307  | 2401-1307 |
| <b>HONDA</b>                    |            |           |
| CR80-85 02-1 5                  | 2401-1312  | 2401-1312 |
| CRF150R 06-24                   | 2401-1312  | 2401-1312 |
| CR125-250 88-94                 | 2401-1313  | 2401-1308 |
| CR125-250 95-01                 | 2401-1310  | 2401-1308 |
| CR 125-250 02-12                | 2401-1312  | 2401-1312 |
| CRF250R/X 02-24                 | 2401-1312  | 2401-1312 |
| CRF450R/X 02-24. CRF450RX 17-24 | 2401-1312  | 2401-1312 |
| CR500 95-01                     | 2401-1310  | 2401-1308 |
| <b>KAWASAKI</b>                 |            |           |
| KX65 ALL 06-23                  | 2401-1309  | 2401-1309 |
| KX80 84-01                      | 2401-1307  | 2401-1307 |
| KX85 01-23                      | 2401-1309  | 2401-1309 |
| KX100 89-00                     | 2401-1307  | 2401-1307 |
| KX100 01-21                     | 2401-1309  | 2401-1309 |
| KX112 22-23                     | 2401-1309  | 2401-1309 |
| KX125-250 92-02                 | 2401-1307  | 2401-1307 |
| KX125-250 03                    | 2401-1307  | 2401-1315 |
| KX125-250 05-07                 | 2401-1309  | 2401-1315 |
| KX250F 04-23                    | 2401-1309  | 2401-1315 |
| KX450F 04-23                    | 2401-1309  | 2401-1315 |
| KLX140 08-23                    | 2401-1309  | 2401-1309 |
| KLX250 06-14                    | 2401-1315  | 2401-1315 |
| KLX450 08-09                    | 2401-1309  | 2401-1315 |
| KX500 93-04                     | 2401-1307  | 2401-1307 |
| <b>KTM</b>                      |            |           |
| SX50 06-23                      | 2401-1312  | 2401-1312 |
| SX65 01                         | 2401-1307  | 2401-1307 |
| SX65 02-05                      | 2401-1307  | 2401-1312 |
| SX65 06-24                      | 2401-1312  | 2401-1312 |
| SX85 04-24                      | 2401-1312  | 2401-1312 |
| SX/SXF/EXC/EXCF (ALL) 00-23     | 2401-1312  | 2401-1312 |
| <b>SUZUKI</b>                   |            |           |
| RM65 ALL                        | 2401-1309  | 2401-1309 |
| RM80 89-01                      | 2401-1307  | 2401-1307 |
| RM85/85L 02-22                  | 2401-1307  | 2401-1307 |
| RM125-250 93-08                 | 2401-1307  | 2401-1307 |
| RMZ250 04-06                    | 2401-1309  | 2401-1315 |
| RMZ250/250L 07-22               | 2401-1314  | 2401-1315 |
| RMZ450 07-23                    | 2401-1314  | 2401-1315 |
| RMX450 10-22                    | 2401-1314  | 2401-1315 |
| <b>TM</b>                       |            |           |
| MX/ENDURO 98-15                 | 2401-1312  | 2401-1308 |
| <b>YAMAHA</b>                   |            |           |
| Y280-85 93-23                   | 2401-1307  | 2401-1307 |
| YZ125-250 90-97, 19-23          | 2401-1307  | 2401-1307 |
| YZ125-250 98-18                 | 2401-1307  | 2401-1311 |
| YZ250F 01-18                    | 2401-1307  | 2401-1311 |
| YZ250F 19-23                    | 2401-1307  | 2401-1307 |
| YZ400-426F 98-02                | 2401-1307  | 2401-1311 |
| YZ450F 03-17                    | 2401-1307  | 2401-1311 |
| YZ450F 18-23                    | 2401-1307  | 2401-1307 |
| WR250F 02-18                    | 2401-1307  | 2401-1311 |
| WR450F 02-18                    | 2401-1307  | 2401-1311 |
| WR250F 19-23                    | 2401-1307  | 2401-1307 |
| WR450F 19-23                    | 2401-1307  | 2401-1307 |

**FRONT BRAKE ROTOR GUARD**

**\$109.95**

- Protect your valuable front brake rotor with our strong, lightweight, aluminum guard
- Made in the USA



| MAKE/MODEL/YEAR                                    | PART #    |
|--|-----------|
| <b>BETA</b>  |           |
| 250-480 RR 12-22                                   | 1711-1348 |
| 250-480 RS 13-22                                   | 1711-1348 |
| 125-250-300-390-430-480-RR RACE ADDITION KYB 20-23 | 1711-1988 |
| <b>GAS GAS</b>                                     |           |
| MC125 21-22  | 1711-1234 |
| EX 250 F 21-23                                     | 1711-1234 |
| MC 250 F 21-23                                     | 1711-1234 |
| EC250 23   | 1711-1234 |
| EX 300 21-23                                       | 1711-1234 |
| EX 350 F 21-23                                     | 1711-1234 |
| EX 450 F 21-23                                     | 1711-1234 |
| MC 450 F 21-23                                     | 1711-1234 |
| <b>HUSABERG</b>                                    |           |
| ALL MODELS 09-14                                   | 1711-1231 |
| <b>HUSQVARNA</b>                                   |           |
| 125-501 ALL MODELS 14                              | 1711-1231 |
| 125-501 FE/TE 15                                   | 1711-1231 |
| 125-501 FC/TC 15                                   | 1711-1234 |
| 125-501 ALL MODELS 16-23                           | 1711-1234 |
| <b>KTM</b>   |           |
| 125-530 03-14                                      | 1711-1231 |
| 125-450 XC/XCF/SX/SXF 15                           | 1711-1234 |
| XCW/XCFW/EXC 15                                    | 1711-1231 |
| 125-500 ALL MODELS 16-23                           | 1711-1234 |
| <b>SHERCO</b>                                      |           |
| 250-510 ALL ENDURO MODELS 13-17                    | 1711-1234 |
| 125-500 SC/SCF/SE FACTORY/SEF FACTORY 19-22        | 1711-1696 |
| <b>YAMAHA</b>                                      |           |
| YZ125/250 08-22                                    | 1711-1350 |
| YZ250X 16-22                                       | 1711-1350 |
| YZ250F 08-13                                       | 1711-1350 |
| YZ250F 14-21                                       | 1711-1351 |
| WR250F 21-22                                       | 1711-1351 |
| YZ250FX 14-20                                      | 1711-1351 |
| WR250 05-19  | 1711-1352 |
| YZ450F 08-13                                       | 1711-1350 |
| YZ450F 14-22                                       | 1711-1351 |
| YF450FX 14-22                                      | 1711-1351 |
| WR450 05-19  | 1711-1352 |
| WR450F 20-22                                       | 1711-1351 |

**PRO SHARK FIN DISC PROTECTOR WITH BRAKE CARRIER**

**\$109<sup>95</sup>**

- The burliest rear disc guard on the market, offering protection for the caliper and the rotor
- This disc protector replaces the entire brake carrier for the most coverage available
- Replacement lower fin part # M13-051 - retail \$25.95
- Made in the USA



**SHARK FIN DISC GUARD**

**\$26<sup>95</sup>**

- Thick aluminum alloy guard keeps out the rocks and roots
- Fits many older popular bikes
- Extremely durable
- Easy bolt on installation
- Made in the USA



**PRO SHARK FIN DISC PROTECTOR & SHARK FIN DISC GUARD**

| MAKE/MODEL/YEAR                                | PRO SHARK FIN W/BRAKE CARRIER | SHARK FIN |
|--|-------------------------------|-----------|
| <b>BETA</b>                                    |                               |           |
| RR/RS/RX 05-22                                 | 1711-0991                     | M13-051   |
| 300 XTRAINER 15-21                             | 1711-0991                     | M13-051   |
| <b>GAS GAS</b>                                 |                               |           |
| MC 125 21-22                                   | 1711-0860                     | M13-051   |
| EX 250 F 21-22                                 | 1711-0860                     | M13-051   |
| MC 250 F 21-22                                 | 1711-0860                     | M13-051   |
| EX 300 21-22                                   |                               | M13-051   |
| EX 350 F 21-22                                 | 1711-0860                     | M13-051   |
| EX 450 F 21-22                                 | 1711-0860                     | M13-051   |
| MC 450 F 21-22                                 | 1711-0860                     | M13-051   |
| <b>HONDA</b>                                   |                               |           |
| CR125/250/500R 84-96                           | -                             | M13-040-1 |
| CR/CRF/CRFX 125/250/450 02-16                  | 1711-0135                     | M13-051   |
| CRF250 17                                      | 1711-0135                     | M13-051   |
| CRFX 250/450 17-18                             | 1711-0135                     | M13-051   |
| CRF250R 18-22                                  | 1711-1460                     | M13-051   |
| CRF250RX 19-22                                 | 1711-1460                     | M13-051   |
| CRF450L 19-22                                  | 1711-1460                     | M13-051   |
| CRF450R 17-22                                  | 1711-1460                     | M13-051   |
| CRF450RWE 19-22                                | 1711-1460                     | M13-051   |
| CRF450RX 17-22                                 | 1711-1460                     | M13-051   |
| CRF450X 19-22                                  | 1711-1460                     | M13-051   |
| XR250/400/600R/600L 90-01                      | -                             | M13-040-1 |
| <b>HUSABERG</b>                                |                               |           |
| FC/FE/FX 95-02                                 | -                             | M13-040-1 |
| ALL MODELS 09-14                               | 1711-0045                     | M13-051   |
| <b>HUSQVARNA</b>                               |                               |           |
| ALL MODELS 91-00                               | -                             | M13-040-1 |
| 125-501 ALL MODELS 14-15 [EXCEPT 250/450FC 15] | 1711-0045                     | M13-051   |
| 125-501 TE/FE 14-23                            | 1711-0045                     | M13-051   |
| 125 TC 16-17                                   | 1711-0860                     | M13-051   |
| 125-501 FE/TE 18-21 ALL W/MAGURA CALIPER       | 1711-1499                     | M13-051   |
| 125-450 FC/TC 19-22                            | 1711-0860                     | M13-051   |
| 300/350/450 FX/TX 19-21                        | 1711-1500                     | M13-051   |
| 300/350/450 FX/TX 22                           | 1711-0860                     | M13-051   |
| 125-450 FC/FX/TC/TX 18 ALL W/ MAGURA CALIPER   | 1711-1500                     | M13-051   |
| 250/300/350/450 FC/FX/TX 16-17                 | 1711-0860                     | M13-051   |
| 250/450 22.5 FACTORY ADDITION                  | 1711-1860                     | M13-051   |
| 125-450 TC/FC/TX/FX 23                         | 1711-1860                     | M13-051   |
| 250/300 TC 16                                  | 1711-0045                     | M13-051   |
| 250/300 TC/TX 17                               | 1711-0860                     | M13-051   |
| 250/450FC 15                                   | 1711-0860                     | M13-051   |
| <b>KAWASAKI</b>                                |                               |           |
| KX125/250 03-04                                | -                             | M13-051   |
| KDX200/250 91-94 1                             | -                             | M13-040-1 |
| KX250F 04-19 240MM                             | 1711-0047                     | M13-051   |
| KX250F 20-21 240MM                             | 1711-0047                     | M13-051   |
| KX250X 21-22 240MM                             | 1711-0047                     | M13-051   |
| KX450F 06-18 240MM                             | 1711-0047                     | M13-051   |
| KX450F 19-22 250MM                             | 1711-1624                     | M13-051   |
| KX450X 21-22 240MM                             | 1711-0047                     | M13-051   |
| KLX450 08-09                                   | 1711-0047                     | M13-051   |

**PRO SHARK FIN DISC PROTECTOR & SHARK FIN DISC GUARD (CON'T)**

| MAKE/MODEL/YEAR                                  | PRO SHARK FIN W/BRAKE CARRIER | SHARK FIN |
|--|-------------------------------|-----------|
| <b>KTM</b>                                       |                               |           |
| ALL MODELS 125-525, EXCEPT 03 SX 250/450 89-03   | -                             | M13-040-1 |
| SX250/450 03                                     | 1711-0045                     | M13-051   |
| EXC/MXC/SX/SXF/XC/XC-W/XCF/XCF-W125-530 04-12    | 1711-0045                     | M13-051   |
| SX/XC/SXF/XCF 125-500 13-22                      | 1711-0860                     | M13-051   |
| 250/450 22.5 FACTORY ADDITION                    | 1711-1860                     | M13-051   |
| 125-450 SX/XC/SXF/XCF 23                         | 1711-1860                     | M13-051   |
| XCW/XCFW/EXC 13-22                               | 1711-0045                     | M13-051   |
| <b>SHERCO</b>                                    |                               |           |
| 125-450 SC/SCF/SE-R/SER-F-R/SE-SEF FACTORY 13-22 | 1711-1695                     | M13-051   |
| <b>SUZUKI</b>                                    |                               |           |
| DR350/DRS350 89-99                               | -                             | M13-040-1 |
| RMX250 89-97                                     | -                             | M13-040-1 |
| <b>RM125/250 02-03</b>                           |                               |           |
| RM250 03-06                                      | 1711-0047                     | M13-051   |
| RM250 10-22                                      | 1711-0486                     | M13-051   |
| RMZ450 08-22                                     | 1711-0486                     | M13-051   |
| RMX450 11-12                                     | 1711-0486                     | M13-051   |
| <b>YAMAHA</b>                                    |                               |           |
| YZ/YZF/WR 125-450 06-08                          | 1711-0230                     | M13-051   |
| YZ/YZX 125/250 09-21                             | 1711-0230                     | M13-051   |
| WR250/450 09-20                                  | 1711-0230                     | M13-051   |
| YZ125 22   | 1711-1847                     | M13-051   |
| YZ250 22   | 1711-1847                     | M13-051   |
| YZ250FX 22                                       | 1711-1847                     | M13-051   |
| YZ450FX 21-22                                    | 1711-1847                     | M13-051   |
| YZ250FX 15-21                                    | 1711-0230                     | M13-051   |
| YZ-FX450 15-20                                   | 1711-0230                     | M13-051   |
| YZ250F 09-20                                     | 1711-0460                     | M13-051   |
| YZ250F 22  | 1711-1846                     | M13-051   |
| YZF 450 09-19                                    | 1711-0460                     | M13-051   |
| YZ450F 20-22                                     | 1711-1846                     | M13-051   |

1 - BOLTS ONTO CARRIER, INSTEAD OF SWINGARM REPLACEMENT LOWER FIN AVAILABLE FOR PRO SHARK FIN DISC GUARD W/BRAKE CARRIER, M13-051

**EXTREME FRONT ROTOR GUARD**

**\$159<sup>95</sup>**

- Designed and tested in the most extreme conditions
- Race proven in USA Hard-Cross Enduro Series.
- Provides excellent protection for your front rotor
- 5 layers of carbon fiber and Kevlar that extends to the outer leading edge of the rotor guard for maximum protection to the rotor
- 4-point mounting plate is made of durable aluminum that provides added strength and eliminates any flex around rotor
- Rotor guards come pre-assembled to assure fit and finish
- Available for the following brands: KTM, Husqvarna, Gas Gas, and Sherco



| MAKE/MODEL/YEAR                          | PART #    |
|--|-----------|
| FRONT CARBON DISK GUARD GAS GAS 21-23    | 0520-3291 |
| FRONT CARBON DISK GUARD KTM /HUSKY 17-23 | 0520-3291 |

APPAREL

HELMETS & GOGGLES

RIDER ARMOR

OUTERWEAR

YOUTH

LUGGAGE & PACKS

BIKE BODY

BIKE CONTROLS

BIKE SUSPENSION

BIKE BRAKING

BIKE DRIVE

BIKE BEARINGS

BIKE ENGINE

BIKE ELECTRICAL

BIKE EXHAUST

BIKE WHEELS

BICYCLE

GARAGE & PROMO

SIZING CHART





**ALUMINUM COLORED REAR ROTOR GUARDS** **\$58<sup>95</sup>**

- Great way to personalize your bike or add extra protection for the rear rotor against rocks and debris
- Provides better protection versus the standard plastic OEM guards
- Mounts to existing mounting points located on rear brake caliber bracket
- CNC machined from 6061 T6 Aluminum
- Anodized to match to the bike brand

| ALUMINUM COLORED REAR ROTOR GUARDS (CON'T) |       |           |  |
|--|-------|-----------|--|
| MAKE/MODEL/YEAR                            | FRONT | REAR      |  |
| <b>HONDA</b>                               |       |           |  |
| CR 125R 02-07                              | RED   | 1711-1801 |  |
| CR 250R 02-07                              | RED   | 1711-1801 |  |
| CRF 250R 04-23                             | RED   | 1711-1801 |  |
| CRF250RX 19-23                             | RED   | 1711-1801 |  |
| CRF 250X 04-17                             | RED   | 1711-1801 |  |
| CRF 450R 02-23                             | RED   | 1711-1801 |  |
| CRF450L 19-22                              | RED   | 1711-1801 |  |

| ALUMINUM COLORED REAR ROTOR GUARDS (CON'T) |       |           |  |
|--|-------|-----------|--|
| MAKE/MODEL/YEAR                            | FRONT | REAR      |  |
| <b>HONDA</b>                               |       |           |  |
| CRF450RL 21-22                             | RED   | 1711-1801 |  |
| CRF 450RX 17-23                            | RED   | 1711-1801 |  |
| CRF 450X 05-23                             | RED   | 1711-1801 |  |
| <b>KAWASAKI</b>                            |       |           |  |
| KX 125 03-08                               | GREEN | 1711-1802 |  |
| KX 250 03-08                               | GREEN | 1711-1802 |  |
| KXF 250 04-18                              | GREEN | 1711-1802 |  |
| KX 250 19-23                               | GREEN | 1711-1802 |  |
| KX250XC 21-23                              | GREEN | 1711-1802 |  |
| KXF 450 06-18                              | GREEN | 1711-1802 |  |
| KX 450 19-23                               | GREEN | 1711-1802 |  |
| KX 450XC 21-23                             | GREEN | 1711-1802 |  |
| <b>YAMAHA</b>                              |       |           |  |
| YZ 125 95-22                               | BLUE  | 1711-1803 |  |
| YZ 125X 20-22                              | BLUE  | 1711-1803 |  |
| YZ 250 95-22                               | BLUE  | 1711-1803 |  |
| YZ 250X 16-22                              | BLUE  | 1711-1803 |  |
| YZ 400F 99-00                              | BLUE  | 1711-1803 |  |
| YZ 426F 00-02                              | BLUE  | 1711-1803 |  |
| YZ 250F 06-22                              | BLUE  | 1711-1803 |  |
| YZ 250FX 16-22                             | BLUE  | 1711-1803 |  |
| WR 250F 01-21                              | BLUE  | 1711-1803 |  |
| YZ400 F 98-00                              | BLUE  | 1711-1803 |  |
| YZ 450F 03-22                              | BLUE  | 1711-1803 |  |
| YZ 450FX 16-22                             | BLUE  | 1711-1803 |  |
| WR 426F 01-02                              | BLUE  | 1711-1803 |  |
| WR 450F 06-22                              | BLUE  | 1711-1803 |  |

**BRAKE PAD HANGER PINS** **\$6<sup>95</sup> - \$18<sup>95</sup>**

- Includes required quantities of brake pad hanger pins
- Made by Nissin, the OEM manufacturer in Japan



| BRAKE PAD HANGER PINS |                        |            |  |
|-----------------------|------------------------|------------|--|
| MAKE/MODEL/YEAR       | FRONT BRAKE            | REAR BRAKE |  |
| <b>HONDA</b>          |                        |            |  |
| CR80R 93-02           | 1702-0109 <sup>1</sup> | 1702-0111  |  |
| CR85R 03-07           | 1702-0109 <sup>1</sup> | 1702-0111  |  |
| CR125R 87-07          | 1702-0107              | 1702-0111  |  |
| CR125R 90-01          | -                      | 1702-0111  |  |
| CR125R 02-07          | -                      | 1702-0249  |  |
| CRF150F 04-12         | 1702-0107              | 1702-0249  |  |
| CRF150R 07-09         | 1702-0109 <sup>1</sup> | 1702-0249  |  |
| CRF150R 10-19         | 1702-0109 <sup>1</sup> | -          |  |
| CRF230 08-09          | 1702-0107              | 1702-0111  |  |
| CRF230F 03-12         | 1702-0107              | 1702-0111  |  |
| CR250R 87-01          | 1702-0107              | 1702-0111  |  |
| CR250R 90-01          | -                      | 1702-0111  |  |
| CR250R 02-07          | -                      | 1702-0249  |  |
| CRF250R/X 04-20       | 1702-0107              | 1702-0249  |  |
| CRF250R 10-18         | 1702-0107              | -          |  |
| CRF250X 10-15         | 1702-0107              | -          |  |
| XR250R 93-04          | 1702-0107              | 1702-0111  |  |
| XL350R 84-85          | 1702-0106              | 1702-0111  |  |
| XR350R 84             | 1702-0106              | 1702-0111  |  |
| XR400R 96-04          | 1702-0107              | 1702-0111  |  |
| CRF450R/X 03-09       | 1702-0107              | 1702-0249  |  |
| CRF450R 04-20         | 1702-0107              | 1702-0249  |  |
| CRF450X 04-15         | 1702-0107              | -          |  |
| CR500R 84-86          | -                      | 1702-0111  |  |
| CR500R 87-01          | 1702-0107              | -          |  |
| CR500R 90-01          | -                      | 1702-0111  |  |

| BRAKE PAD HANGER PINS (CON'T) |             |            |  |
|-------------------------------|-------------|------------|--|
| MAKE/MODEL/YEAR               | FRONT BRAKE | REAR BRAKE |  |
| <b>HONDA (CON'T)</b>          |             |            |  |
| XR500R 83-84                  | 1702-0106   | -          |  |
| XR600R 88-00                  | 1702-0107   | 1702-0111  |  |
| XR650L 93-13                  | 1702-0107   | 1702-0111  |  |
| XR650R 00-07                  | 1702-0107   | 1702-0111  |  |
| <b>KAWASAKI</b>               |             |            |  |
| KX65 00-20                    | -           | 1702-0110  |  |
| KX85 01-20                    | -           | 1702-0110  |  |
| KX100 95-20                   | -           | 1702-0110  |  |
| KLX140L 08-18                 | -           | 1702-0110  |  |
| KX125 89-93                   | 1702-0106   | -          |  |
| KX125 94-05                   | -           | 1702-0111  |  |
| KDX200 93-94                  | 1702-0106   | -          |  |
| KDX200 95-06                  | 1702-0107   | -          |  |
| KDX200/220R 97-05             | 1702-0107   | -          |  |
| KLX250S 06-12                 | 1702-0107   | 1702-0111  |  |
| KDX250 91-94                  | 1702-0106   | -          |  |
| KLX250 93-96                  | 1702-0107   | -          |  |
| KLX250 18-20                  | -           | 1702-0111  |  |
| KX250 89-93                   | 1702-0106   | -          |  |
| KX250 94-07                   | -           | 1702-0111  |  |
| KX250F 04-16                  | 1702-0107   | 1702-0111  |  |
| KLX300 97-07                  | 1702-0107   | 1702-0111  |  |
| KLX300 20                     | -           | 1702-0111  |  |
| KLX450R 08-19                 | 1702-0107   | 1702-0111  |  |
| KX450F 06-20                  | -           | 1702-0111  |  |
| KX500 89-93                   | 1702-0106   | -          |  |
| KX500 94-04                   | 1702-0107   | 1702-0111  |  |
| KL650/R                       | 1702-0107   | -          |  |
| <b>SUZUKI</b>                 |             |            |  |
| DR125 86-88                   | 1702-0107   | 1702-0106  |  |
| DR125SE 94-96                 | 1702-0106   | -          |  |
| RM125 87-95                   | 1702-0106   | -          |  |
| RM125/250 92                  | 1702-0108   | 1702-0111  |  |
| RM125 96-04                   | 1702-0107   | 1702-0111  |  |
| RM125 06-07                   | -           | 1702-0249  |  |
| DR200 86-88                   | 1702-0108   | -          |  |
| DR200S 15-19                  | 1702-0108   | -          |  |
| DR200SE 96-13                 | 1702-0108   | -          |  |
| DR250 85                      | 1702-0108   | -          |  |
| DR250 90-93                   | 1702-0106   | -          |  |
| DR250SE 90-95                 | 1702-0106   | -          |  |

| BRAKE PAD HANGER PINS (CON'T) |             |            |  |
|-------------------------------|-------------|------------|--|
| MAKE/MODEL/YEAR               | FRONT BRAKE | REAR BRAKE |  |
| <b>SUZUKI (CON'T)</b>         |             |            |  |
| DR-Z250 01-07                 | 1702-0107   | -          |  |
| RM250 87-95                   | 1702-0106   | 1702-0111  |  |
| RM250 96-08                   | 1702-0107   | 1702-0111  |  |
| RM250 05-08                   | 1702-0107   | 1702-0249  |  |
| RMX250 89-95                  | 1702-0106   | -          |  |
| RMX250 96-98                  | 1702-0107   | -          |  |
| RMZ250 04-09                  | 1702-0107   | -          |  |
| RMZ250 04-17                  | 1702-0107   | 1702-0249  |  |
| DR350SE 97-99                 | 1702-0107   | -          |  |
| DR350 90-96                   | 1702-0106   | -          |  |
| DR350 97-99                   | 1702-0107   | -          |  |
| DR350SE 90-99                 | 1702-0106   | -          |  |
| DR-Z400/E 00-07               | 1702-0107   | 1702-0111  |  |
| DRZ400 S 00-19                | 1702-0107   | 1702-0249  |  |
| RMX450Z 17-19                 | 1702-0107   | -          |  |
| RMZ450 05-19                  | 1702-0107   | 1702-0249  |  |
| RMZ450 05-07                  | 1702-0107   | 1702-0111  |  |
| RMZ450 08-09                  | 1702-0107   | 1702-0249  |  |
| RMZ450 05-19                  | 1702-0107   | -          |  |
| DR650SE 96-19                 | 1702-0107   | 1702-0111  |  |
| <b>YAMAHA</b>                 |             |            |  |
| YZ125 88-19                   | 1702-0107   | 1702-0111  |  |
| WR250F 01-20                  | 1702-0107   | 1702-0111  |  |
| YZ250 88-19                   | 1702-0107   | 1702-0111  |  |
| YZ250F 01-20                  | 1702-0107   | 1702-0111  |  |
| YZ250X 16-19                  | 1702-0107   | 1702-0111  |  |
| YZ250FX 15-20                 | 1702-0107   | 1702-0111  |  |
| WR400F 98-00                  | 1702-0107   | -          |  |
| YZ400F 99                     | 1702-0107   | 1702-0111  |  |
| WR426F 01-02                  | 1702-0107   | -          |  |
| YZ426F 00-02                  | 1702-0107   | 1702-0111  |  |
| WR450F 03-20                  | 1702-0107   | 1702-0111  |  |
| YZ450FX 16-20                 | 1702-0107   | 1702-0111  |  |
| YZ450F 03-20                  | 1702-0107   | 1702-0111  |  |

1 CONTAINS TWO BRAKE PINS.

**BRAKE PAD HANGER PINS FOR GAS GAS/ KTM/HUSQVARNA**

**\$14.<sup>95</sup>**



- Includes required quantities for front and rear brake pad hanger pin sets
- Made for OEM applications to fit both KTM and Husqvarna applications

**BRAKE PAD HANGER PINS FOR KTM/HUSQVARNA**

| MAKE/MODEL/YEAR | SET FRONT/REAR |
|-----------------|----------------|
| <b>GAS GAS</b>  |                |
| MC 50 21-22     | 1702-0492      |
| MC 65 21-22     | 1702-0493      |
| MC 125 21-22    | 1702-0491      |
| MC 250 21-22    | 1702-0491      |
| MC 250F 21-22   | 1702-0491      |
| MC 350F 22      | 1702-0491      |
| MC 450F 21-22   | 1702-0491      |
| EX 250 21-22    | 1702-0491      |
| EX 250F 21-22   | 1702-0491      |
| EX 300 21-22    | 1702-0491      |
| EX 350F 21-22   | 1702-0491      |
| EX 450F 21-22   | 1702-0491      |
| <b>KTM</b>      |                |
| SX 50 04-22     | 1702-0492      |
| SX-E5 20-22     | 1702-0492      |
| SX 65 09-22     | 1702-0493      |
| XC 65 09        | 1702-0493      |
| SX 85 03-10     | 1702-0493      |
| SX 85 12-20     | 1702-0494      |
| XC 105 08-09    | 1702-0493      |
| SX125 09-22     | 1702-0491      |
| SXS 125 99-05   | 1702-0491      |
| EXC 125 14-15   | 1702-0491      |

**BRAKE PAD HANGER PINS FOR KTM/HUSQVARNA (CON'T)**

| MAKE/MODEL/YEAR          | SET FRONT/REAR |
|--------------------------|----------------|
| <b>KTM (CON'T)</b>       |                |
| EXC 125 SIX DAYS 14-15   | 1702-0491      |
| SX150 09-22              | 1702-0491      |
| XC 150 10-14             | 1702-0491      |
| XC-W 150 17-19           | 1702-0491      |
| XC-W 150 TPI 20-22       | 1702-0491      |
| EXC 200 04-15            | 1702-0491      |
| XC-W 200 10-16           | 1702-0491      |
| SX 250 09-21             | 1702-0491      |
| XC 250 10-19             | 1702-0491      |
| XC 250 TPI 20-22         | 1702-0491      |
| XC-F 250 11-22           | 1702-0491      |
| XC-W 250 10-18           | 1702-0491      |
| XC-W 250 TPI 18-22       | 1702-0491      |
| EXC 250 04-15            | 1702-0491      |
| XC-F 250 17-22           | 1702-0491      |
| EXC 250 TPI 20           | 1702-0491      |
| EXC 250 SIT DAYS 13-15   | 1702-0491      |
| SX-F 250 09-22           | 1702-0491      |
| 250F FREERIDE 18-20      | 1702-0494      |
| 250R FREERIDE 14-17      | 1702-0494      |
| 350F FREERIDE 12-20      | 1702-0494      |
| EXC 300 04-15            | 1702-0491      |
| EXC 300 TPI 20           | 1702-0491      |
| XC-W 300 10-18           | 1702-0491      |
| XC-W 300 TPI 19-22       | 1702-0491      |
| EXC300 SIX DAYS 13-15    | 1702-0491      |
| SX-F 350 12-22           | 1702-0491      |
| XC-F 350 12-22           | 1702-0491      |
| XC-FW 350 12-16          | 1702-0491      |
| XC-F 350 12-22           | 1702-0491      |
| EXC-F 350 SIX DAYS 13-20 | 1702-0491      |
| EXC 400 09-11            | 1702-0491      |
| SX 450 03-06             | 1702-0491      |
| SX-F 450 09-22           | 1702-0491      |
| XC-F 450 13-22           | 1702-0491      |
| XC-W 450 11-16           | 1702-0491      |
| EXC 450 04-15            | 1702-0491      |
| EXC 450 16-20            | 1702-0491      |
| XC-F 450 20-22           | 1702-0491      |
| EXC 450 SIX DAYS 14-15   | 1702-0491      |
| EXC 500 12-16            | 1702-0491      |
| EXC 500 17-20            | 1702-0491      |
| EXC-F 500 17-20          | 1702-0491      |

**BRAKE PAD HANGER PINS FOR KTM/HUSQVARNA (CON'T)**

| MAKE/MODEL/YEAR        | SET FRONT/REAR |
|------------------------|----------------|
| <b>KTM (CON'T)</b>     |                |
| EXC 500 SIX DAYS 13-15 | 1702-0491      |
| SX-F 505 07-08         | 1702-0491      |
| SX525 06               | 1702-0491      |
| EXC 525 04-07          | 1702-0491      |
| EXC 525 08-11          | 1702-0491      |
| EXC 530 08-11          | 1702-0491      |
| <b>HUSQVARNA</b>       |                |
| TC 50 17-20            | 1702-0492      |
| TC 50 MINI 18-20       | 1702-0492      |
| TC 65 17-20            | 1702-0493      |
| TC 85 14-20            | 1702-0494      |
| TC 125 18              | 1702-0495      |
| TC 125 14-22           | 1702-0491      |
| TX 125 17-18           | 1702-0491      |
| TX 125 18-22 MAG       | 1702-0495      |
| TE 150 18-19           | 1702-0495      |
| TE 150 I 20-22 MAG     | 1702-0495      |
| TC 250 18              | 1702-0495      |
| TC 250 04-22           | 1702-0491      |
| FC 250 15-17/19-22     | 1702-0491      |
| FC 250 18              | 1702-0495      |
| TE 250 18              | 1702-0495      |
| TE 250 I 18-22 MAG     | 1702-0495      |
| FE 250 18-20           | 1702-0495      |
| TX 300 17              | 1702-0491      |
| TX 300 18-22 MAG       | 1702-0495      |
| TX 300 I 20-22 MAG     | 1702-0495      |
| TE 300 18              | 1702-0495      |
| FC 350 15-17/19-22     | 1702-0491      |
| FC 350 18              | 1702-0495      |
| FX 350 17              | 1702-0491      |
| FX 350 18-22 MAG       | 1702-0495      |
| FE 350 18-20           | 1702-0495      |
| TC 449 11-12           | 1702-0491      |
| FC 450 15-22           | 1702-0491      |
| TC 450 04-20           | 1702-0491      |
| FX 450 10-11           | 1702-0491      |
| FX 450 17              | 1702-0491      |
| FX 450 18-22 MAG       | 1702-0495      |
| FE 450 18-20           | 1702-0495      |
| FE 501 14-17           | 1702-0491      |
| FE 501 18-22 MAG       | 1702-0495      |
| TC 510 05-10           | 1702-0491      |



COTY SCHOCK

APPAREL

HELMETS & GOGGLES

RIDER ARMOR

OUTERWEAR

YOUTH

LUGGAGE & PACKS

BIKE BODY

BIKE CONTROLS

BIKE SUSPENSION

BIKE BRAKING

BIKE DRIVE

BIKE BEARINGS

BIKE ENGINE

BIKE ELECTRICAL

BIKE EXHAUST

BIKE WHEELS

BICYCLE

GARAGE & PROMO

SIZING CHART



**MASTER CYLINDER REBUILD KIT**

**\$10<sup>95</sup> - \$44<sup>95</sup>**

- Each kit contains all necessary components to rebuild a master cylinder
- Applications cover most popular models

| MASTER CYLINDER REBUILD KITS    |           |           |
|---------------------------------|-----------|-----------|
| MAKE/MODEL/YEAR                 | FRONT     | REAR      |
| <b>GAS GAS</b>                  |           |           |
| EC125 10-15                     | 0617-0354 | 0617-0351 |
| EC200 10-17                     | 0617-0354 | 0617-0351 |
| EC200 18-19                     | 0617-0354 | 0617-0351 |
| XC200 18                        | 0617-0354 | 0617-0351 |
| XC200 19                        | 0617-0354 | 0617-0351 |
| EC250 10-17                     | 0617-0354 | 0617-0351 |
| EC250 18-19                     | 0617-0354 | 0617-0351 |
| EC250 4T 10-12                  | 0617-0354 | 0617-0351 |
| EC250 REPLICA 13-14             | 0617-0354 | 0617-0351 |
| EC250 SIX DAYS 19               | 0617-0354 | 0617-0351 |
| ENDURO GP 250 18                | 0617-0354 | 0617-0351 |
| XC250 18-19                     | 0617-0354 | 0617-0351 |
| EC300 10-17                     | 0617-0354 | 0617-0351 |
| EC300 18-19                     | 0617-0354 | 0617-0351 |
| <b>HONDA</b>                    |           |           |
| CR80R 92-97                     | -         | 0617-0020 |
| CR80R 98-99                     | 0617-0019 | 0617-0020 |
| CR80R 00-02                     | 0617-0018 | 0617-0020 |
| CR85R 03-07                     | 0617-0018 | 0617-0020 |
| CR125/250R 86                   | 0617-0019 | -         |
| CR125/250R 87-98                | 0617-0019 | 0617-0020 |
| CR125/250R 99-01                | 0617-0018 | 0617-0020 |
| CR125/250R 02-07                | 0617-0018 | 0617-0353 |
| CRF125FB 14-20                  | 0617-0350 | -         |
| CRF150R 07-20                   | 0617-0354 | 1132-1464 |
| CRF150RB 07-20                  | 0617-0354 | 1132-1464 |
| CRF230F 19                      | 0617-0350 | -         |
| CRF230L/M 08-09                 | 0617-0350 | 0617-0355 |
| CRF250F 19-20                   | 0617-0350 | 0617-0353 |
| CRF250L 13-18                   | 0617-0350 | -         |
| CRF250L ABS 17-20               | 0617-0350 | 0617-0351 |
| CRF250LR RALLY/ RALLY ABS 13-18 | 0617-0350 | -         |
| CRF250R 04-06                   | 0617-0018 | 0617-0353 |
| CRF250R 07-20                   | 0617-0352 | 0617-0353 |
| CRF250RL RALLY                  | 0617-0350 | 0617-0351 |
| CRF250RLA RALLY ABS 17-20       | 0617-0350 | 0617-0351 |
| CRF250RX 19-22                  | 0617-0352 | 0617-0353 |
| CRF250X 04-17                   | 0617-0354 | 0617-0353 |
| XR250L 91-96                    | 0617-0350 | 0617-0355 |
| XR250R 84-85                    | 0617-0350 | -         |
| XR250R 86-99                    | 0617-0357 | -         |
| XR250R 00-04                    | 0617-0354 | -         |
| XR250R 96-04                    | -         | 0617-0355 |
| XR400R 96-99                    | 0617-0019 | 0617-0087 |
| XR400R 00-04                    | 0617-0018 | 0617-0087 |
| CRF450R 02-06                   | 0617-0018 | 0617-0353 |
| CRF450R 07-20                   | 0617-0352 | 0617-0353 |
| CRF450RWE 19-20                 | 0617-0352 | 0617-0353 |
| CRF450RX 17-20                  | 0617-0352 | 0617-0353 |
| CRF450L 19-20                   | 0617-0354 | 0617-0353 |
| CRF450X 05-20                   | 0617-0354 | 0617-0353 |
| CR500R 86                       | 0617-0019 | -         |
| CR500R 87-98                    | 0617-0019 | 0617-0020 |
| CR500R 00-01                    | 0617-0018 | 0617-0020 |
| XR650L 93-19                    | 0617-0142 | -         |
| XR650L 93-20                    | 0617-0350 | 0617-0351 |

| MASTER CYLINDER REBUILD KITS (CON'T) |           |                        |
|--------------------------------------|-----------|------------------------|
| MAKE/MODEL/YEAR                      | FRONT     | REAR                   |
| <b>HUSABERG</b>                      |           |                        |
| FE250 13                             | 0617-0205 | 0617-0208 <sup>1</sup> |
| FE250 14                             | 0617-0203 | 0617-0208 <sup>1</sup> |
| TE250 11                             | 0617-0205 | 0617-0206              |
| TE250 12-13                          | 0617-0205 | 0617-0208 <sup>1</sup> |
| TE250 14                             | 0617-0203 | 0617-0208 <sup>1</sup> |
| TE300 11                             | 0617-0205 | 0617-0206              |
| TE300 12-13                          | 0617-0205 | 0617-0208 <sup>1</sup> |
| TE300 14                             | 0617-0203 | 0617-0208 <sup>1</sup> |
| FE350 13                             | 0617-0205 | 0617-0208 <sup>1</sup> |
| FE350 14                             | 0617-0251 | 0617-0208 <sup>1</sup> |
| 390FE 10-11                          | 0617-0205 | 0617-0206              |
| 450FE 06-08                          | 0617-0202 | 0617-0207              |
| 450FE 09-11                          | 0617-0205 | 0617-0206              |
| 450FS-E 06-08                        | 0617-0202 | 0617-0207              |
| 450FX 10-11                          | 0617-0205 | 0617-0206              |
| FE450 14                             | 0617-0251 | 0617-0208 <sup>1</sup> |
| FE501 13                             | 0617-0205 | 0617-0208 <sup>1</sup> |
| FE501 14                             | 0617-0251 | 0617-0208 <sup>1</sup> |
| 550FE 07-08                          | 0617-0202 | 0617-0207              |
| 570FE 09-11                          | 0617-0205 | 0617-0206              |
| 570FS 10-11                          | -         | 0617-0206              |
| 650FE 06                             | 0617-0201 | 0617-0207              |
| 650FE 07                             | 0617-0202 | 0617-0207              |
| <b>HUSQVARNA</b>                     |           |                        |
| TC 50 18-20                          | 0617-0369 | 1132-1463              |
| EE 5 20-21                           | 0617-0369 | 1132-1463              |
| TC 65 18                             | 1132-0931 | 0617-0348              |
| TC 85 14-18                          | 1132-0931 | 0617-0348              |
| TC 125 14-18                         | 0617-0251 | 0617-0208 <sup>1</sup> |
| TE 125 15-16                         | 0617-0251 | 0617-0208 <sup>1</sup> |
| TE 150 17                            | 0617-0251 | 0617-0208 <sup>1</sup> |
| TE150 I 20-21                        | 1132-1305 | 0617-0349              |
| FC 250 14-17                         | 0617-0251 | 0617-0208 <sup>1</sup> |
| FC 250 18                            | -         | 0617-0349              |
| FC250 19                             | 0617-0251 | 0617-0208              |
| FE 250 14-17                         | 0617-0251 | 0617-0208 <sup>1</sup> |
| FE250 18-19                          | 1132-1305 | 0617-0349              |
| TC 250 14-17                         | 0617-0251 | 0617-0208 <sup>1</sup> |
| TC 250 18                            | -         | 0617-0208              |
| TC250 19                             | 0617-0251 | 0617-0208              |
| TE 250 14-17                         | 0617-0251 | 0617-0208 <sup>1</sup> |
| TE 250 18-19 TPI                     | 1132-1305 | 0617-0349              |
| TE 300 14-17                         | 0617-0251 | 0617-0208 <sup>1</sup> |
| TE300 TPI 19                         | 1132-1305 | 0617-0349              |
| TX 300 17                            | 0617-0251 | 0617-0208 <sup>1</sup> |
| TX 300 18-19                         | 1132-1305 | 0617-0349              |
| TX300 TPI 20-21                      | 1132-1305 | 0617-0349              |
| FC 350 14-17                         | 0617-0251 | 0617-0208 <sup>1</sup> |
| FC 350 18                            | -         | 0617-0208              |
| FC350 19                             | 0617-0251 | 0617-0208              |
| FE 350 14-17                         | 0617-0251 | 0617-0208 <sup>1</sup> |
| FE 350 18-19                         | 1132-1305 | 0617-0349              |
| FE 350S 15-16                        | 0617-0251 | 0617-0208 <sup>1</sup> |
| FE350S 20-21                         | 1132-1305 | 0617-0349              |
| FX 350 17                            | 0617-0251 | 0617-0208 <sup>1</sup> |
| FX 350 18-19                         | 1132-1305 | 0617-0349              |
| FC 450 14-17                         | 0617-0251 | 0617-0208 <sup>1</sup> |
| FC 450 18                            | 1132-1305 | 0617-0349              |
| FC 450 ROCKSTAR EDITION 18           | 0617-0251 | 0617-0208              |
| FC450 19                             | 0617-0251 | 0617-0208              |
| FE 450 14-17                         | 0617-0251 | 0617-0208 <sup>1</sup> |
| FE 450 18-20                         | 1132-1305 | -                      |
| FS 450 18                            | -         | 0617-0208              |
| FX 450 18-19                         | 1132-1305 | 0617-0349              |
| FE 501 14-17                         | 0617-0251 | 0617-0208 <sup>1</sup> |
| FE 501S 15-16                        | 0617-0251 | 0617-0208 <sup>1</sup> |
| FE 501 18-19                         | 1132-1305 | 0617-0349              |
| FE501S 20-21                         | 1132-1305 | 0617-0349              |
| 701 ENDURO 16-18                     | -         | 0617-0207              |
| 701 SUPERMOTO                        | -         | 0617-0207              |
| <b>KAWASAKI</b>                      |           |                        |
| KX65 00-20                           | 0617-0356 | 0617-0351              |
| KX85 01-20                           | 0617-0354 | 0617-0351              |
| KX85 BIG WHEEL 01-18                 | 0617-0354 | 0617-0351              |
| KX100 95-20                          | 0617-0354 | 0617-0351              |

| MASTER CYLINDER REBUILD KITS (CON'T) |           |           |
|--------------------------------------|-----------|-----------|
| MAKE/MODEL/YEAR                      | FRONT     | REAR      |
| <b>KAWASAKI (CON'T)</b>              |           |           |
| KX125 88-92                          | 0617-0357 | -         |
| KX125 88-90/94-95                    | -         | 0617-0351 |
| KX125 91-93                          | -         | 0617-0355 |
| KX125 94-96/01-05                    | 0617-0356 | 0617-0020 |
| KX125 97-99                          | 0617-0031 | 0617-0020 |
| KX125/250 00                         | 0617-0222 | -         |
| KX125 97-00                          | 0617-0356 | -         |
| KLX140 08-20                         | 0617-0357 | 0617-0351 |
| KLX140G 17-20                        | 0617-0354 | 0617-0351 |
| KLX140L 08-20                        | 0617-0357 | 0617-0351 |
| KLX150L 14-19                        | -         | 0617-0351 |
| KDX200 89-94                         | 0617-0081 | 0617-0020 |
| KDX200 95-06                         | 0617-0082 | 0617-0020 |
| KDX220 98-05                         | 0617-0082 | 0617-0020 |
| KLX230 20                            | 0617-0376 | 0617-0351 |
| KLX230R 20                           | 0617-0376 | 0617-0351 |
| KDX250 91-94                         | 0617-0357 | 0617-0355 |
| KLR250 91-05                         | 0617-0223 | -         |
| KLX250R 94-96                        | 0617-0354 | 0617-0355 |
| KLX250S 06-07                        | 0617-0223 | -         |
| KLX250S 18-20                        | 0617-0357 | 0617-0351 |
| KX250 88-92                          | 0617-0357 | -         |
| KX250 86                             | -         | 0617-0020 |
| KX250 87-90                          | 0617-0081 | 0617-0020 |
| KX250 88-90/94-07                    | -         | 0617-0351 |
| KX250 91-93                          | 0617-0081 | 0617-0087 |
| KX250 91-93                          | -         | 0617-0355 |
| KX250 94-96/01-07                    | 0617-0354 | -         |
| KX250 94-96                          | 0617-0082 | 0617-0020 |
| KX250 97-00                          | 0617-0356 | 0617-0020 |
| KX250 97-99                          | 0617-0031 | 0617-0020 |
| KX250 01-07                          | 0617-0032 | 0617-0020 |
| KX250F 04-20                         | 0617-0354 | 0617-0351 |
| KX250F 13-20                         | 0617-0257 | 0617-0020 |
| KLX300R 20                           | 0617-0354 | -         |
| KLX300 20                            | 0617-0354 | 0617-0351 |
| KLX450R 08-09                        | 0617-0354 | 0617-0351 |
| KX450F 06-18                         | 0617-0354 | 0617-0351 |
| KX450F 19-20                         | 0617-0375 | 0617-0351 |
| KX500 83-93                          | 0617-0357 | -         |
| KX500 94-04                          | 0617-0354 | -         |
| KX500 86-90/94-04                    | -         | 0617-0351 |
| KX500 91-93                          | -         | 0617-0355 |
| KLR650 93-96                         | 0617-0354 | -         |
| KLR650 93-95                         | -         | 0617-0355 |
| KLR650 96                            | -         | 0617-0351 |
| <b>KTM</b>                           |           |           |
| SM 50 06                             | 0617-0369 | 1132-1463 |
| SR ADV 50 04-07                      | 0617-0369 | -         |
| SX50 06-20                           | 0617-0369 | 1132-1463 |
| SX 50 MINI 08                        | 0617-0369 | -         |
| SX50 MINI 09-20                      | 0617-0369 | 1132-1463 |
| SX PRO JR 50 03-08                   | 0617-0369 | -         |
| SX PRO JR 50 09                      | 0617-0369 | 1132-1463 |
| SX PRO SR 50 02-03                   | 0617-0369 | -         |
| SX PRO SR 50 04-05                   | 0617-0369 | 1132-1463 |
| SXS 50 11-14                         | 0617-0369 | 1132-1463 |
| SX 65 01-03                          | 0617-0202 | -         |
| SX 65 14-20                          | 1132-0931 | 0617-0348 |
| SXS 65 14                            | 1132-0931 | -         |
| XC 65 08                             | 0617-0374 | 1132-1463 |
| XC 65 09                             | 0617-0374 | 1132-1463 |
| SX 85 03                             | 0617-0374 | 1132-1463 |
| SX 85 04                             | 0617-0374 | 0617-0348 |
| SX 85 05-13                          | 0617-0330 | -         |
| SX 85 14-20                          | 1132-0931 | 0617-0348 |
| SX 85 BW 13                          | 0617-0330 | -         |
| SX 85 BW 14-20                       | 1132-0931 | 0617-0348 |
| SXS 85 13                            | 0617-0330 | -         |
| SXS 85 14                            | 1132-0931 | -         |
| XC 85 08-09                          | 0617-0330 | -         |
| SX 105 06-11                         | 0617-0330 | -         |
| XC 105 08-09                         | 0617-0330 | -         |
| EGS 125 94-99                        | 0617-0204 | 0617-0207 |
| EXC 125 93                           | 0617-0204 | -         |
| EXC 125 94-99                        | 0617-0204 | 0617-0207 |



| MASTER CYLINDER REBUILD KITS (CON'T) |           |                        |
|--------------------------------------|-----------|------------------------|
| MAKE/MODEL/YEAR                      | FRONT     | REAR                   |
| <b>KTM (CON'T)</b>                   |           |                        |
| EXC 125 00                           | 0617-0202 | -                      |
| EXC 125 01-04                        | 0617-0202 | 0617-0207              |
| EXC 125 05                           | 0617-0201 | 0617-0206              |
| EXC 125 06                           | 0617-0203 | 0617-0206              |
| EXC 125 07-08                        | 0617-0203 | -                      |
| EXE 125 00-01                        | 0617-0202 | -                      |
| SX 125 94-99                         | 0617-0204 | 0617-0207              |
| SX 125 00                            | 0617-0202 | -                      |
| SX 125 01-03                         | 0617-0202 | 0617-0207              |
| SX 125 04                            | 0617-0202 | 0617-0206              |
| SX 125 05                            | 0617-0201 | 0617-0206              |
| SX 125 06-09                         | 0617-0203 | 0617-0206              |
| SX 125 10-11                         | 0617-0205 | 0617-0206              |
| SX 125 12                            | 0617-0205 | 0617-0208 <sup>1</sup> |
| SX 125 13-20                         | 0617-0251 | 0617-0208 <sup>1</sup> |
| XC 125 21                            | 0617-0354 | 0617-0351              |
| SXS 125 04                           | 0617-0201 | 0617-0206              |
| SX 144 07-08                         | 0617-0203 | 0617-0206              |
| SX 150 09-11                         | 0617-0205 | 0617-0206              |
| SX 150 12-13                         | 0617-0205 | 0617-0208 <sup>1</sup> |
| SX 150 14-20                         | 0617-0251 | 0617-0208 <sup>1</sup> |
| XC 150 10-11                         | 0617-0205 | 0617-0206              |
| XC 150 12                            | 0617-0205 | 0617-0208 <sup>1</sup> |
| XC 150 13-14                         | 0617-0251 | 0617-0208 <sup>1</sup> |
| XC-W 150 17-19                       | 0617-0251 | 0617-0208 <sup>1</sup> |
| XC-W 150 TPI 20                      | 0617-0251 | 0617-0208              |
| EGS 200 98-99                        | 0617-0204 | -                      |
| EXC 200 98-99                        | 0617-0204 | 0617-0207              |
| EXC 200 00                           | 0617-0202 | -                      |
| EXC 200 01-03                        | 0617-0202 | 0617-0207              |
| EXC 200 04                           | 0617-0202 | 0617-0206              |
| EXC 200 05                           | 0617-0201 | 0617-0206              |
| MXC 200 98-99                        | 0617-0204 | 0617-0207              |
| MXC 200 00                           | 0617-0202 | -                      |
| MXC 200 01-03                        | 0617-0202 | 0617-0207              |
| SX 200 00-02                         | 0617-0202 | -                      |
| SX 200 03                            | 0617-0202 | 0617-0207              |
| SX 200 04                            | 0617-0202 | 0617-0206              |
| XC 200 06-09                         | 0617-0203 | 0617-0206              |
| XC-W 200 06-09                       | 0617-0203 | 0617-0206              |
| XC-W 200 10-12                       | 0617-0205 | 0617-0206              |
| XC-W 200 13                          | 0617-0205 | 0617-0208              |
| XC-W 200 14-16                       | 0617-0251 | 0617-0208 <sup>1</sup> |
| EGS 250 94-99                        | 0617-0204 | 0617-0207              |
| EXC 250 94-99                        | 0617-0204 | 0617-0207              |
| EXC 250 00                           | 0617-0202 | -                      |
| EXC 250 01                           | 0617-0202 | 0617-0207              |
| EXC 250 02-03                        | 0617-0202 | 0617-0207              |
| EXC 250 04                           | 0617-0202 | 0617-0206              |
| EXC 250 05                           | 0617-0201 | 0617-0206              |
| EXC-F 250 17-19                      | 0617-0251 | 0617-0208              |
| EXC-G 250                            |           |                        |
| RACING 02-03                         | 0617-0202 | 0617-0207              |
| EXC-G 250 RACING 04                  | 0617-0202 | 0617-0206              |
| EXC-G 250 RACING 05                  | 0617-0201 | -                      |
| MXC 250 98-99                        | 0617-0204 | -                      |
| MXC 250 00-01                        | 0617-0202 | -                      |
| SX 250 94-99                         | 0617-0204 | -                      |
| SX 250 00-02                         | 0617-0202 | -                      |
| SX 250 03-04                         | 0617-0202 | 0617-0206              |
| SX 250 05-08                         | 0617-0203 | 0617-0206              |
| SX 250 09-11                         | 0617-0205 | 0617-0206              |
| SX 250 12-13                         | 0617-0205 | 0617-0208 <sup>1</sup> |
| SX 250 14-20                         | 0617-0251 | 0617-0208 <sup>1</sup> |
| SX-F 250 05-08                       | 0617-0203 | 0617-0206              |
| SX-F 250 09-11                       | 0617-0205 | 0617-0206              |
| SX-F 250 12-13                       | 0617-0205 | 0617-0208 <sup>1</sup> |
| SX-F 250 14-20                       | 0617-0251 | 0617-0208 <sup>1</sup> |
| 250 SX-F FACTORY EDITION 15          | 0617-0251 | 0617-0208 <sup>1</sup> |
| SXS 250 01                           | 0617-0202 | 0617-0207              |
| SXS 250 03                           | 0617-0202 | 0617-0206              |
| SXS 250 04                           | 0617-0201 | 0617-0206              |
| XC 250 06-09                         | 0617-0203 | 0617-0206              |
| XC 250 10-11                         | 0617-0205 | 0617-0206              |

| MASTER CYLINDER REBUILD KITS (CON'T) |           |                        |
|--------------------------------------|-----------|------------------------|
| MAKE/MODEL/YEAR                      | FRONT     | REAR                   |
| <b>KTM (CON'T)</b>                   |           |                        |
| XC 250 12-13                         | 0617-0205 | 0617-0208 <sup>1</sup> |
| XC 250 14-18                         | 0617-0251 | 0617-0208 <sup>1</sup> |
| XC 250 TPI 20-21                     | 0617-0251 | 0617-0208              |
| XC-F 250 07-09                       | 0617-0203 | 0617-0206              |
| XC-F 250 11-13                       | 0617-0205 | 0617-0208 <sup>1</sup> |
| XC-F 250 14-20                       | 0617-0251 | 0617-0208 <sup>1</sup> |
| XC-FW 250 07-10                      | 0617-0203 | 0617-0206              |
| XC-FW 250 11-12                      | 0617-0205 | 0617-0206              |
| XC-FW 250 13                         | 0617-0205 | 0617-0208 <sup>1</sup> |
| XC-FW 250 14-16                      | 0617-0251 | 0617-0208 <sup>1</sup> |
| XC-W 250 06-09                       | 0617-0203 | 0617-0206              |
| XC-W 250 10-12                       | 0617-0205 | 0617-0206              |
| XC-W 250 13                          | 0617-0205 | 0617-0208 <sup>1</sup> |
| XC-W 250 14-18                       | 0617-0251 | 0617-0208 <sup>1</sup> |
| XC-W 250 TPI 18-19                   | 0617-0251 | 0617-0208              |
| EGS 300 94-99                        | 0617-0204 | -                      |
| EXC 300 94-99                        | 0617-0204 | -                      |
| EXC 300 00-03                        | 0617-0202 | -                      |
| EXC 300 04                           | 0617-0202 | 0617-0206              |
| EXC 300 05                           | 0617-0201 | 0617-0206              |
| MXC 300 94-99                        | 0617-0204 | -                      |
| MXC 300 00-03                        | 0617-0202 | -                      |
| MXC 300 04                           | 0617-0202 | 0617-0206              |
| MXC 300 05                           | 0617-0201 | 0617-0206              |
| SX 300 94                            | 0617-0204 | -                      |
| XC 300 06-09                         | 0617-0203 | 0617-0206              |
| XC 300 10-11                         | 0617-0205 | 0617-0206              |
| XC 300 12-13                         | 0617-0205 | 0617-0208 <sup>1</sup> |
| XC 300 14-18                         | 0617-0251 | 0617-0208 <sup>1</sup> |
| XC-W 300 TPI 19-21                   | 0617-0251 | 0617-0208 <sup>1</sup> |
| XC-W 300 06-09                       | 0617-0203 | 0617-0206              |
| XC-W 300 10-12                       | 0617-0205 | 0617-0206              |
| XC-W 300 13                          | 0617-0205 | 0617-0208 <sup>1</sup> |
| XC-W 300 14-18                       | 0617-0251 | 0617-0208 <sup>1</sup> |
| XC-W 300 SIX DAYS 15-18              | 0617-0251 | 0617-0208 <sup>1</sup> |
| XCC-F 350 12                         | 0617-0205 | 0617-0206              |
| EXC-F 350 13                         | 0617-0205 | 0617-0208 <sup>1</sup> |
| EXC-F 350 14-20                      | 0617-0251 | 0617-0208 <sup>1</sup> |
| LC4 350 94-95                        | 0617-0204 | -                      |
| FREERIDE 350 15                      | 1132-0931 | 0617-0348              |
| SX-F 350 11                          | 0617-0205 | 0617-0206              |
| SX-F 350 12-13                       | 0617-0205 | 0617-0208 <sup>1</sup> |
| SX-F 350 14-20                       | 0617-0251 | 0617-0208 <sup>1</sup> |
| XC-F 350 11-13                       | 0617-0205 | 0617-0208 <sup>1</sup> |
| XC-F 350 14-20                       | 0617-0251 | 0617-0208 <sup>1</sup> |
| XC-FW 350 12                         | 0617-0205 | 0617-0206              |
| XC-FW 350 13                         | 0617-0205 | 0617-0208 <sup>1</sup> |
| XC-FW 350 14-16                      | 0617-0251 | 0617-0208 <sup>1</sup> |
| XC-FW 350 SIX DAYS 15-16             | 0617-0251 | 0617-0208 <sup>1</sup> |
| EGS 360 96-97                        | 0617-0204 | -                      |
| EXC 360 96-97                        | 0617-0204 | -                      |
| MXC 360 96-97                        | 0617-0204 | -                      |
| SX 360 96-97                         | 0617-0204 | -                      |
| EGS 380 98-99                        | 0617-0204 | -                      |
| EXC 380 98-99                        | 0617-0204 | -                      |
| EXC 380 00-02                        | 0617-0202 | -                      |
| MXC 380 98-99                        | 0617-0204 | -                      |
| MXC 380 00-01                        | 0617-0202 | -                      |
| SX 380 98-99                         | 0617-0204 | -                      |
| SX 380 00-02                         | 0617-0202 | -                      |
| COMP. 400 95-99                      | 0617-0204 | -                      |
| DUKE 400 94-95                       | 0617-0204 | -                      |
| EGS 400 94-97                        | 0617-0204 | -                      |
| EGS-E 400 97                         | 0617-0204 | -                      |
| EXC 400 94                           | 0617-0204 | -                      |
| EXC 400 96                           | 0617-0204 | 0617-0207              |
| EXC 400 00                           | 0617-0202 | -                      |
| EXC 400 01                           | 0617-0202 | 0617-0207              |
| EXC 400 02                           | 0617-0202 | -                      |
| EXC-G 400 04                         | 0617-0202 | 0617-0206              |
| EXC-G 400 05                         | 0617-0201 | 0617-0206              |
| EXC-G 400 06                         | 0617-0203 | 0617-0206              |
| LC4 400 98-99                        | 0617-0204 | -                      |

| MASTER CYLINDER REBUILD KITS (CON'T) |           |                        |
|--------------------------------------|-----------|------------------------|
| MAKE/MODEL/YEAR                      | FRONT     | REAR                   |
| <b>KTM (CON'T)</b>                   |           |                        |
| LC4-E 400 00                         | 0617-0202 | -                      |
| LC4-E 400 01                         | 0617-0202 | 0617-0207              |
| LSE 400 97                           | 0617-0204 | 0617-0207              |
| MXC 400 01-02                        | 0617-0202 | 0617-0207              |
| RXC 400 95-98                        | 0617-0204 | 0617-0207              |
| SC 400 00                            | 0617-0202 | 0617-0207              |
| SX 400 98-99                         | 0617-0204 | 0617-0207              |
| SX 400 00                            | 0617-0202 | -                      |
| SX 400 01-02                         | 0617-0202 | 0617-0207              |
| SXC 400 97                           | 0617-0204 | 0617-0207              |
| SXC 400 00                           | 0617-0202 | 0617-0207              |
| TXC 400 98                           | 0617-0204 | 0617-0207              |
| XC-W 400 07-09                       | 0617-0203 | 0617-0206              |
| XC-W 400 10                          | 0617-0205 | 0617-0206              |
| EXC 440 94-95                        | 0617-0204 | 0617-0207              |
| MXC 440 94                           | 0617-0204 | 0617-0207              |
| MXC 440 95                           | 0617-0204 | -                      |
| SX 440 94                            | 0617-0204 | 0617-0207              |
| EXC 450 03-04                        | 0617-0202 | 0617-0206              |
| EXC 450 07-09                        | 0617-0203 | 0617-0206              |
| XC-W 450 SIX DAYS 10                 | 0617-0205 | 0617-0206              |
| EXC 450 10-11                        | 0617-0205 | 0617-0206              |
| EXC-F 450 SIX DAYS 17-19             | 0617-0251 | 0617-0208              |
| EXC-G 450 03                         | 0617-0202 | 0617-0207              |
| EXC-G 450 04                         | 0617-0202 | 0617-0206              |
| EXC-G 450 05                         | 0617-0201 | 0617-0206              |
| EXC-G 450 06-07                      | 0617-0203 | 0617-0206              |
| EXC-R 450 08                         | 0617-0203 | 0617-0206              |
| MXC-G 450 03                         | 0617-0202 | 0617-0207              |
| MXC-G 450 04                         | 0617-0202 | 0617-0206              |
| MXC-G 450 05                         | 0617-0201 | 0617-0206              |
| SMR 450 05                           | 0617-0201 | 0617-0206              |
| SMR 450 06                           | 0617-0203 | 0617-0206              |
| SMR 450 07                           | -         | 0617-0206              |
| SMS 450 03                           | 0617-0202 | -                      |
| SMS 450 04                           | 0617-0202 | 0617-0206              |
| SX 450 03                            | 0617-0202 | 0617-0207              |
| SX 450 04                            | 0617-0202 | 0617-0206              |
| SX 450 05                            | 0617-0201 | 0617-0206              |
| SX 450 06                            | 0617-0203 | 0617-0206              |
| SX-F 450 07-08                       | 0617-0203 | 0617-0206              |
| SX-F 450 09-11                       | 0617-0205 | 0617-0206              |
| SX-F 450 12-13                       | 0617-0205 | 0617-0208 <sup>1</sup> |
| SX-F 450 14-20                       | 0617-0251 | 0617-0208 <sup>1</sup> |
| 450 SX-F FACTORY EDITION 15-16       | 0617-0251 | 0617-0208 <sup>1</sup> |
| 450 SX-F FACTORY EDITION 18-19       | 0617-0251 | 0617-0208 <sup>1</sup> |
| SXS 450 03                           | 0617-0202 | 0617-0207              |
| SXS 450 04                           | 0617-0201 | 0617-0206              |
| XC 450 04                            | 0617-0202 | 0617-0206              |
| XC 450 06-07                         | 0617-0203 | 0617-0206              |
| XC-F 450 08-09                       | 0617-0203 | 0617-0206              |
| XC-F 450 13                          | 0617-0205 | 0617-0208 <sup>1</sup> |
| XC-F 450 14-20                       | 0617-0251 | 0617-0208 <sup>1</sup> |
| XCR-W 450 08                         | 0617-0203 | 0617-0206              |
| XC-W 450 07-09                       | 0617-0203 | 0617-0206              |
| XC-W 450 10-12                       | 0617-0205 | 0617-0206              |
| XC-W 450 13                          | 0617-0205 | 0617-0208 <sup>1</sup> |
| XC-W 450 14-16                       | 0617-0251 | 0617-0208 <sup>1</sup> |
| XC-W 450 SIX DAYS 10                 | 0617-0205 | 0617-0206              |
| EXC 500 12                           | 0617-0205 | 0617-0206              |
| EXC 500 13                           | 0617-0205 | 0617-0208              |
| EXC 500 14-16                        | 0617-0251 | 0617-0208 <sup>1</sup> |
| EXC-F 500 17-20                      | 0617-0251 | 0617-0208 <sup>1</sup> |
| EXC 500 SIX DAYS 16                  | 0617-0251 | 0617-0208 <sup>1</sup> |
| XC-W 500 12                          | 0617-0205 | 0617-0206              |
| XC-W 500 13                          | 0617-0205 | 0617-0208 <sup>1</sup> |

CONTINUED ON NEXT PAGE

APPAREL

HELMETS & GOGGLES

RIDER ARMOR

OUTERWEAR

YOUTH

LUGGAGE & PACKS

BIKE BODY

BIKE CONTROLS

BIKE SUSPENSION

BIKE BRAKING

BIKE DRIVE

BIKE BEARINGS

BIKE ENGINE

BIKE ELECTRICAL

BIKE EXHAUST

| MASTER CYLINDER REBUILD KITS (CON'T) |           |                        |
|--------------------------------------|-----------|------------------------|
| MAKE/MODEL/YEAR                      | FRONT     | REAR                   |
| <b>KTM (CON'T)</b>                   |           |                        |
| XC-W 500 14-16                       | 0617-0251 | 0617-0208 <sup>1</sup> |
| XC-FW 500 21                         | 0617-0354 | 0617-0351              |
| SX-F 505 08                          | 0617-0203 | 0617-0206              |
| XC-F 505 08-09                       | 0617-0203 | 0617-0206              |
| EXC 520 00                           | 0617-0202 | -                      |
| EXC 520 01-02                        | 0617-0202 | 0617-0207              |
| MXC 520 01-02                        | 0617-0202 | 0617-0207              |
| SX 520 00                            | 0617-0202 | -                      |
| SX 520 01-02                         | 0617-0202 | 0617-0207              |
| EXC 525 03                           | 0617-0202 | 0617-0207              |
| EXC 525 04                           | 0617-0202 | 0617-0206              |
| EXC 525 05                           | 0617-0201 | 0617-0206              |
| EXC 525 06-07                        | 0617-0203 | 0617-0206              |
| MXC-6 525 03                         | 0617-0202 | 0617-0207              |
| MXC-6 525 04                         | 0617-0202 | 0617-0206              |
| MXC-6 525 05                         | 0617-0201 | 0617-0206              |
| SX 525 03                            | 0617-0202 | 0617-0207              |
| SX 525 04                            | 0617-0202 | 0617-0206              |
| SX 525 05                            | 0617-0201 | 0617-0206              |
| SX 525 06                            | 0617-0203 | 0617-0206              |
| XC 525 06-07                         | 0617-0203 | 0617-0206              |
| XC-W 525 07                          | 0617-0203 | 0617-0206              |
| EXC 530 10-11                        | 0617-0205 | 0617-0206              |
| EXC-R 530 08-09                      | 0617-0203 | 0617-0206              |
| XCR-W 530 08                         | 0617-0203 | 0617-0206              |
| XC-W 530 09                          | 0617-0203 | 0617-0206              |
| XC-W 530 10-11                       | 0617-0205 | 0617-0206              |
| SXS 540 01-04                        | 0617-0202 | -                      |
| SXS 540 05                           | 0617-0201 | -                      |
| SXS 540 06                           | 0617-0203 | -                      |
| MXC 550 94                           | 0617-0204 | 0617-0207              |
| MXC 550 96                           | 0617-0204 | 0617-0207              |
| SMR 560 06                           | -         | 0617-0206              |
| COMP LIMITED 620 97                  | 0617-0204 | 0617-0207              |
| COMP. 620 94-99                      | 0617-0204 | 0617-0207              |
| EGS 620 94-97                        | 0617-0204 | 0617-0207              |
| EGS-E 620 97                         | 0617-0204 | 0617-0207              |
| EXC 620 94-95                        | 0617-0204 | 0617-0207              |
| LC4 620 97-98                        | 0617-0204 | 0617-0207              |
| LC4 COMP 620 99                      | 0617-0204 | 0617-0207              |
| LC4 SUPER MOTO 620 99                | 0617-0204 | 0617-0207              |
| RXC 620 95-97                        | 0617-0204 | 0617-0207              |
| SUPER MOTO 620 98                    | 0617-0204 | 0617-0207              |
| SX 620 97-99                         | 0617-0204 | 0617-0207              |
| SXC 620 97                           | 0617-0204 | 0617-0207              |
| TXC 620 98                           | 0617-0204 | 0617-0207              |
| SMC 625 04-06                        | -         | 0617-0207              |
| SXC 625 03-04                        | -         | 0617-0207              |
| ADVENTURE 640 98-99                  | 0617-0204 | 0617-0207              |
| ADVENTURE 640 00                     | 0617-0202 | 0617-0207              |
| ADVENTURE 640 201-02                 | -         | 0617-0207              |
| ADVENTURE 640 03                     | 0617-0202 | 0617-0207              |
| ADVENTURE 640 04-07                  | -         | 0617-0207              |
| SC SUPER MOTO 640 00-01              | 0617-0202 | -                      |
| SUPER MOTO 640 99                    | 0617-0204 | -                      |
| 660 RALLY FACTORY REPL. 06-09        | -         | 0617-0207              |
| ENDURO 690 08                        | -         | 0617-0207              |
| ENDURO R 690 09-20                   | -         | 0617-0207              |
| <b>RIEJU</b>                         |           |                        |
| MR RACING 250 21                     | 0617-0354 | 0617-0351              |
| <b>SUZUKI</b>                        |           |                        |
| RM80 89-90                           | 0617-0084 | -                      |
| RM80 91-01                           | 0617-0084 | 0617-0020              |
| RM85 02-08                           | -         | 0617-0020              |
| RM85/L 02-17                         | 0617-0045 | -                      |
| RM125 89-92                          | 0617-0084 | -                      |
| RM125 93-95                          | 0617-0084 | 0617-0087              |

| MASTER CYLINDER REBUILD KITS (CON'T) |           |           |
|--------------------------------------|-----------|-----------|
| MAKE/MODEL/YEAR                      | FRONT     | REAR      |
| <b>SUZUKI (CON'T)</b>                |           |           |
| RM125 96-03                          | 0617-0046 | 0617-0020 |
| RM125 04-08                          | 0617-0045 | 0617-0020 |
| DR-Z 125 17-19                       | 0617-0370 | -         |
| DR-Z 125L 03-19                      | 0617-0370 | -         |
| DR200S 15-16                         | 0617-0133 | -         |
| DR200 S 18-20                        | 0617-0350 | -         |
| DR200SE 96-17                        | 0617-0133 | -         |
| DRZ250 01-07                         | -         | 0617-0355 |
| RM250 89-92                          | 0617-0084 | -         |
| RM250 87-92                          | -         | 0617-0087 |
| RM250 93-95                          | 0617-0084 | 0617-0087 |
| RM250 96-03                          | 0617-0046 | 0617-0020 |
| RM250 04-08                          | 0617-0045 | 0617-0020 |
| RMX250 89-98                         | 0617-0084 | 0617-0087 |
| RMZ250 04-06                         | 0617-0045 | 0617-0020 |
| RMZ250 07-20                         | 0617-0045 | 0617-0228 |
| DRZ250 01-07                         | 0617-0084 | 0617-0087 |
| DR250 90-95                          | -         | 0617-0020 |
| DR350 90-99                          | 0617-0084 | 0617-0020 |
| DR350SE 90-99                        | 0617-0133 | 0617-0020 |
| DRZ400/E 00-07                       | 0617-0046 | 0617-0020 |
| DRZ400S 00-17                        | 0617-0133 | 0617-0020 |
| RMZ450 05-20                         | 0617-0045 | 0617-0228 |
| RMZ450 10                            | -         | 0617-0228 |
| DR650S 90-91                         | -         | 0617-0087 |
| DR650SE 96-17                        | 0617-0131 | 0617-0020 |
| <b>YAMAHA</b>                        |           |           |
| YZ80 86-92                           | 0617-0085 | -         |
| YZ80 93-96                           | 0617-0085 | 0617-0024 |
| YZ80 97-00                           | -         | 0617-0024 |
| YZ80 01                              | 0617-0022 | 0617-0024 |
| YZ85 02-18                           | 0617-0023 | 0617-0024 |
| YZ125/250 85-87                      | 0617-0371 | -         |
| YZ125/250 88-89                      | 0617-0085 | 0617-0024 |
| YZ125/250 90-95                      | 0617-0086 | 0617-0024 |
| YZ125/250 96-00                      | 0617-0370 | 0617-0025 |
| YZ125/250 01                         | 0617-0022 | 0617-0025 |
| YZ125/250 02                         | 0617-0023 | 0617-0025 |
| YZ125/250 03-07                      | 0617-0354 | 0617-0373 |
| YZ125/250 08-20                      | 0617-0356 | 0617-0373 |
| YZ125/250 10-18                      | 0617-0225 | 0617-0025 |
| YZ125X 20                            | 0617-0356 | 0617-0373 |
| RT180 98                             | 0617-0085 | -         |
| TW200 TRAILWAY 00-20                 | 0617-0372 | -         |

| MASTER CYLINDER REBUILD KITS (CON'T) |           |           |
|--------------------------------------|-----------|-----------|
| MAKE/MODEL/YEAR                      | FRONT     | REAR      |
| <b>YAMAHA (CON'T)</b>                |           |           |
| TTR225 99-04                         | 0617-0085 | -         |
| TTR225 01-04                         | 0617-0372 | -         |
| TTR230 05-20                         | 0617-0023 | -         |
| TTR250 99-06                         | 0617-0372 | 0617-0351 |
| XT225 01-07                          | 0617-0372 | -         |
| WR250Z 91-96                         | 0617-0086 | 0617-0024 |
| WR250Z 97                            | 0617-0370 | 0617-0351 |
| YZ 125/250 08-20                     | 0617-0225 | 0617-0026 |
| YZ125X 20                            | 0617-0225 | 0617-0026 |
| YZ250X 16-20                         | 0617-0225 | 0617-0026 |
| WR/YZ250F 01                         | 0617-0022 | 0617-0025 |
| WR/YZ250F 02                         | 0617-0023 | 0617-0025 |
| WR250F 03-16                         | 0617-0354 | 0617-0373 |
| WR250F 17-20                         | 0617-0356 | 0617-0373 |
| YZ250F 03-07                         | 0617-0354 | 0617-0373 |
| YZ250F 07-09                         | 0617-0225 | 0617-0026 |
| YZ250F 08-20                         | 0617-0356 | 0617-0373 |
| YZ250FX 15-20                        | 0617-0225 | 0617-0026 |
| YZ250FX 16-20                        | 0617-0356 | 0617-0373 |
| YZ250FX 15-20                        | 0617-0356 | 0617-0373 |
| WR250F 03-16                         | 0617-0023 | 0617-0026 |
| WR250F 17-18                         | 0617-0225 | 0617-0026 |
| YZ250WR 89                           | 0617-0085 | 0617-0024 |
| YZ250WR 90                           | 0617-0086 | 0617-0024 |
| WR250R 08-20                         | 0617-0226 | 0617-0230 |
| WR250X 08-11                         | -         | 0617-0230 |
| WR250Z 91-96                         | 0617-0086 | 0617-0024 |
| XT250 08-20                          | 0617-0226 | 0617-0351 |
| WR400F 98-99                         | 0617-0370 | 0617-0355 |
| WR400F 00                            | 0617-0370 | 0617-0351 |
| YZ400F 98-99                         | 0617-0370 | 0617-0355 |
| YZ426F 00                            | 0617-0370 | 0617-0351 |
| WR/YZ426F 01                         | 0617-0022 | 0617-0025 |
| WR/YZ426F 02                         | 0617-0023 | 0617-0025 |
| WR/YZ450F 03-07                      | 0617-0354 | 0617-0373 |
| YZ450F 08-20                         | 0617-0356 | 0617-0373 |
| YZ450 FX 16-20                       | 0617-0356 | 1132-1464 |
| WR450F 08-18                         | 0617-0023 | 0617-0026 |
| WR450F 03-15                         | 0617-0354 | 0617-0373 |
| WR450F 16-20                         | 0617-0225 | 0617-0026 |
| YZ490 85-90                          | 0617-0371 | -         |
| WR500Z 92-93                         | 0617-0086 | 0617-0024 |

1 - KIT INCLUDES PISTON



**REAR BRAKE  
PEDAL REBUILD  
KITS**

**\$35<sup>95</sup> - \$44<sup>95</sup>**

1610-0278



- Kit includes stainless steel return spring, sealed pivot bearings, HD threaded heim joint, and replacement hardware

**REAR BRAKE PEDAL REBUILD KITS**

| MAKE/MODEL/YEAR               | PART #    |
|-------------------------------|-----------|
| <b>GAS GAS</b>                |           |
| MC 65 21-23                   | 1610-0278 |
| MC85 16/19 21-23              | 1610-0476 |
| MC125 21-23                   | 1610-0476 |
| EX250F 21-23                  | 1610-0476 |
| MC250F 21-23                  | 1610-0476 |
| EC300 21-23                   | 1610-0476 |
| EX 300 21-23                  | 1610-0476 |
| EX 350F 21-23                 | 1610-0476 |
| EX450F 21-23                  | 1610-0476 |
| MC450F 21-23                  | 1610-0476 |
| <b>HUSABERG</b>               |           |
| FE250 13-14                   | 1610-0278 |
| TE250 11-14                   | 1610-0278 |
| TE300 11-14                   | 1610-0278 |
| FE350 13-14                   | 1610-0278 |
| 390FE 10-11                   | 1610-0278 |
| 450FE 09-11                   | 1610-0278 |
| 450FX 10-11                   | 1610-0278 |
| FE450 14                      | 1610-0278 |
| FE501 13-14                   | 1610-0278 |
| 570FE 09-11                   | 1610-0278 |
| 570FS 10-11                   | 1610-0278 |
| <b>HUSQVARNA</b>              |           |
| TC 65 18-23                   | 1610-0278 |
| TC 85 14-17                   | 1610-0278 |
| TC 85 18-23                   | 1610-0476 |
| TC 85BW 19-23                 | 1610-0476 |
| TC 125 14-15                  | 1610-0278 |
| TC 125 16-22                  | 1610-0476 |
| TE 125 15-16                  | 1610-0278 |
| TE 150 17-19                  | 1610-0476 |
| TE150 I 20-22                 | 1610-0476 |
| FC 250 14-15                  | 1610-0278 |
| FC 250 16-22                  | 1610-0476 |
| FE 250 14-16                  | 1610-0278 |
| FE 250 17-21                  | 1610-0476 |
| TC 250 14-16                  | 1610-0278 |
| TC 250 17-23                  | 1610-0476 |
| TE 250 14-16                  | 1610-0278 |
| TE 250 17-19                  | 1610-0476 |
| TE 250 I 18 - 23              | 1610-0476 |
| TE 300 14-16                  | 1610-0278 |
| TE 300 I 17 - 18              | 1610-0476 |
| TE 300 I 19 - 23              | 1610-0476 |
| TX 300 17-18                  | 1610-0278 |
| TX300 I 19-23                 | 1610-0476 |
| FC 350 14-15                  | 1610-0278 |
| FC 350 16-22                  | 1610-0476 |
| FE 350 14-16                  | 1610-0278 |
| FE 350 17-22                  | 1610-0476 |
| FE 350 S 20-23                | 1610-0476 |
| FE 350S 15-16                 | 1610-0278 |
| FE350 S 20-23                 | 1610-0476 |
| FX 350 17-22                  | 1610-0476 |
| FC 450 14-15                  | 1610-0278 |
| FC 450 16-22                  | 1610-0476 |
| FC 450 ROCKSTAR EDITION 18-21 | 1610-0476 |
| FE 450 14-16                  | 1610-0278 |
| FE 450 17-23                  | 1610-0476 |
| FS 450 18-21                  | 1610-0476 |
| FX 450 17-22                  | 1610-0476 |

**REAR BRAKE PEDAL REBUILD KITS (CON'T)**

| MAKE/MODEL/YEAR             | PART #    |
|-----------------------------|-----------|
| <b>HUSQVARNA (CON'T)</b>    |           |
| FE 501 14-16                | 1610-0278 |
| FE 501 17-23                | 1610-0476 |
| FE501 S 20-23               | 1610-0476 |
| FE 501S 15-16               | 1610-0278 |
| 701 ENDOURO 16-21           | 1610-0279 |
| 701 SUPER MOTO 16-21        | 1610-0278 |
| <b>KTM</b>                  |           |
| SXS 65 13-14                | 1610-0278 |
| SX 65 09-23                 | 1610-0278 |
| XC 65 09                    | 1610-0278 |
| SX 85 03-17                 | 1610-0278 |
| SX 85 18 - 23               | 1610-0476 |
| SX 85 BW 13-16              | 1610-0278 |
| SX 85 BW 18 - 23            | 1610-0476 |
| SXS 85 13-14                | 1610-0278 |
| XC 85 08-09                 | 1610-0278 |
| SX 105 06-11                | 1610-0278 |
| XC 105 08-09                | 1610-0278 |
| EGS 125 98-99               | 1610-0279 |
| EXC 125 98-03               | 1610-0279 |
| EXC 125 04-09               | 1610-0278 |
| EXE 125 00-01               | 1610-0279 |
| SX 125 98-03                | 1610-0279 |
| SX 125 04-15                | 1610-0278 |
| SX 125 16-22                | 1610-0476 |
| SXS 125 04                  | 1610-0278 |
| SX 144 07-08                | 1610-0278 |
| SX 150 09-15                | 1610-0278 |
| SX 150 16-20                | 1610-0476 |
| XC 150 10-14                | 1610-0278 |
| XC-W 150 17-19              | 1610-0278 |
| XC-W 150 TPI 20             | 1610-0278 |
| EGS 200 98-99               | 1610-0279 |
| EXC 200 98-03               | 1610-0279 |
| EXC 200 04-05               | 1610-0278 |
| MXC 200 98-03               | 1610-0279 |
| SX 200 00-03                | 1610-0279 |
| SX 200 04                   | 1610-0278 |
| XC 200 06-09                | 1610-0278 |
| XC-W 200 06-16              | 1610-0278 |
| EGS 250 94-99               | 1610-0279 |
| EXC 250 94-03               | 1610-0279 |
| EXC 250 04-05               | 1610-0278 |
| EXC-F 250 17-19             | 1610-0476 |
| EXC-G 250 RACING 02-03      | 1610-0279 |
| EXC-G 250 RACING 04-05      | 1610-0278 |
| MXC 250 98-01               | 1610-0279 |
| SX 250 94-03                | 1610-0279 |
| SX 250 04-16                | 1610-0278 |
| SX 250 17-22                | 1610-0476 |
| SX-F 250 03-16              | 1610-0278 |
| SX-F 250 16-22              | 1610-0476 |
| 250 SX-F FACTORY EDITION 15 | 1610-0476 |
| SXS 250 01-03               | 1610-0279 |
| SXS 250 04                  | 1610-0278 |
| XC 250 06-16                | 1610-0278 |
| XC 250 17-18                | 1610-0476 |
| XC 250 TPI 20-22            | 1610-0476 |
| XC-F 250 07-15              | 1610-0278 |
| XC-FW 250 07-16             | 1610-0278 |
| XC-W 250 06-16              | 1610-0278 |
| XC-W 250 17-18              | 1610-0476 |
| XC-W 250 TPI 18-22          | 1610-0476 |
| EGS 300 94-99               | 1610-0279 |
| EXC 300 94-03               | 1610-0279 |
| EXC 300 04-05               | 1610-0278 |
| MXC 300 94-03               | 1610-0279 |
| MXC 300 04-05               | 1610-0278 |
| SX 300 94                   | 1610-0279 |
| XC 300 06-16                | 1610-0278 |
| XC 300 17-18                | 1610-0476 |
| XC-W 300 06-16              | 1610-0278 |
| XC-W 300 17-18              | 1610-0476 |
| XC 300 TPI 19 -22           | 1610-0476 |
| XC 300 TPI ERZBERRODEO 20   | 1610-0476 |
| XC 300 TPI SIX DAYS 20      | 1610-0476 |
| XC-W 300 SIX DAYS 15-16     | 1610-0278 |

**REAR BRAKE PEDAL REBUILD KITS (CON'T)**

| MAKE/MODEL/YEAR                | PART #    |
|--------------------------------|-----------|
| <b>KTM (CON'T)</b>             |           |
| XC-W 300 SIX DAYS 17-18        | 1610-0476 |
| EXC-F 350 13-16                | 1610-0278 |
| EXC-F 350 17-23                | 1610-0476 |
| SX-F 350 11-15                 | 1610-0278 |
| SX-F 350 16-22                 | 1610-0476 |
| XC-F 350 11-15                 | 1610-0278 |
| XC-F 350 16-22                 | 1610-0476 |
| XC-FW 350 20-22                | 1610-0476 |
| XC-FW 350 12-16                | 1610-0278 |
| XC-FW 350 SIX DAYS 15-16       | 1610-0278 |
| EGS 360 96-97                  | 1610-0279 |
| EXC 360 96-97                  | 1610-0279 |
| MXC 360 96-97                  | 1610-0279 |
| SX 360 96-97                   | 1610-0279 |
| EGS 380 98-99                  | 1610-0279 |
| EXC 380 98-02                  | 1610-0279 |
| MXC 380 98-01                  | 1610-0279 |
| SX 380 98-02                   | 1610-0279 |
| EXC 400 00-02                  | 1610-0279 |
| EXC-G 400 04-06                | 1610-0278 |
| MXC 400 01-02                  | 1610-0279 |
| SC 400 00                      | 1610-0279 |
| SX 400 98-02                   | 1610-0279 |
| SXC 400 00                     | 1610-0279 |
| XC-W 400 07-10                 | 1610-0278 |
| EXC 450 03                     | 1610-0279 |
| EXC 450 04-11                  | 1610-0278 |
| EXC-F 450 SIX DAYS 17-19       | 1610-0476 |
| EXC-F 450 20                   | 1610-0476 |
| EXC-G 450 04-07                | 1610-0278 |
| EXC-R 450 08                   | 1610-0278 |
| MXC-G 450 03                   | 1610-0279 |
| MXC-G 450 04-05                | 1610-0278 |
| SMR 450 05-07                  | 1610-0278 |
| SMS 450 03                     | 1610-0279 |
| SMS 450 04                     | 1610-0278 |
| SX 450 03                      | 1610-0279 |
| SX 450 04-06                   | 1610-0278 |
| SX-F 450 07-15                 | 1610-0278 |
| SX-F 450 16-22                 | 1610-0476 |
| 450 SX-F FACTORY EDITION 15-21 | 1610-0476 |
| SXS 450 03                     | 1610-0279 |
| SXS 450 04                     | 1610-0278 |
| XC 450 04-07                   | 1610-0278 |
| XC-F 450 08-15                 | 1610-0278 |
| XC-W 450 SIX DAYS 10           | 1610-0278 |
| XC-F 450 16-22                 | 1610-0476 |
| XC-R-W 450 08                  | 1610-0278 |
| XC-W 450 07-16                 | 1610-0278 |
| XC-W 450 SIX DAYS 10           | 1610-0278 |
| EXC 500 12-16                  | 1610-0278 |
| EXC 500 SIX DAYS 16            | 1610-0278 |
| EXC-F 500 17-23                | 1610-0476 |
| EXC-F 500 SIX DAYS 20-23       | 1610-0476 |
| XC-W 500 12-16                 | 1610-0278 |
| SX-F 505 08                    | 1610-0278 |
| XC-F 505 08-09                 | 1610-0278 |
| EXC 520 00-02                  | 1610-0279 |
| MXC 520 01-02                  | 1610-0279 |
| SX 520 00-02                   | 1610-0279 |
| EXC 525 03                     | 1610-0279 |
| EXC 525 04-07                  | 1610-0278 |
| MXC-G 525 03                   | 1610-0279 |
| MXC-G 525 04-05                | 1610-0278 |
| SMR 525 05                     | 1610-0278 |
| SX 525 03                      | 1610-0279 |
| SX 525 04-06                   | 1610-0278 |
| XC 525 06-07                   | 1610-0278 |
| XC-W 525 07                    | 1610-0278 |
| EXC 530 09-11                  | 1610-0278 |
| EXC-R 530 08-09                | 1610-0278 |
| XC-R-W 530 08                  | 1610-0278 |
| XC-W 530 09-11                 | 1610-0278 |
| SXS 540 01-03                  | 1610-0279 |
| SXS 540 04-06                  | 1610-0278 |
| ENDURO R 690 11-21             | 1610-0279 |

APPAREL

HELMETS & GOGGLES

RIDER ARMOR

OUTERWEAR

YOUTH

LUGGAGE & PACKS

BIKE BODY

BIKE CONTROLS

BIKE SUSPENSION

BIKE BRAKING

BIKE DRIVE

BIKE BEARINGS

BIKE ENGINE

BIKE ELECTRICAL

BIKE EXHAUST

BIKE WHEELS

BICYCLE

GARAGE & PROMO

SIZING CHART





**BRAKE CALIPER REBUILD KITS**

**\$23.95 - \$36.95**



- Each kit includes all necessary rubber components and brake pins if applicable
- Manufactured in Japan
- Applications cover most popular models

| BRAKE CALIPER REBUILD KITS |           |           |
|----------------------------|-----------|-----------|
| MAKE/MODEL/YEAR            | FRONT     | REAR      |
| <b>BETA</b>                |           |           |
| 125 RR 2T 19-23            | 1702-0276 | 1702-0640 |
| 125 RR 2T RACE 23          | 1702-0276 | 1702-0640 |
| 200 RR 2T 19-23            | 1702-0276 | 1702-0640 |
| 200 RR 2T RACE 21-23       | 1702-0276 | 1702-0640 |
| 250 RR-22 2T 13            | 1702-0276 | 1702-0640 |
| 300 RR 2T 13-23            | 1702-0276 | 1702-0640 |
| 300 RX 2T 21-23            | 1702-0276 | 1702-0640 |
| 300 XTRAINER 15-23         | 1702-0276 | 1702-0640 |
| 350 RR 4T 11-23            | 1702-0276 | 1702-0640 |
| 350 RR 4T RACE 17-23       | 1702-0276 | 1702-0640 |
| 350 RR-S 4T 22-23          | 1702-0276 | 1702-0640 |
| 390 RR 4T 15-21            | 1702-0276 | 1702-0640 |
| 390 RR 4T RACE 22-23       | 1702-0276 | 1702-0640 |
| 390 RS 4T 15-16            | 1702-0276 | 1702-0640 |
| 400 RR 4T 10-14            | 1702-0276 | 1702-0640 |
| 400 RS 4T 14               | 1702-0276 | 1702-0640 |
| 430 RR 4T 15-23            | 1702-0276 | 1702-0640 |
| 430 RR 4T RACE 22-23       | 1702-0276 | 1702-0640 |
| 430 RR-S 4T 17-23          | 1702-0276 | 1702-0640 |
| 430 RS 4T 15-16            | 1702-0276 | 1702-0640 |
| 450 RR 4T 10-14            | 1702-0276 | 1702-0640 |
| 480 RR 4T 18-23            | 1702-0276 | 1702-0640 |
| 480 RR 4T RACE 22-23       | 1702-0276 | 1702-0640 |
| 480 RS 4T 15-16            | 1702-0276 | 1702-0640 |
| 498 RR 4T 12-14            | 1702-0276 | 1702-0640 |
| 500 RR-S 4T 17-23          | 1702-0276 | 1702-0640 |
| 500 RS 4T 15-16            | 1702-0276 | 1702-0640 |
| 520 RR 4T 10-11            | 1702-0276 | 1702-0640 |
| 520 RS 4T 15               | 1702-0276 | 1702-0640 |
| 520 RS 4T 14               | 1702-0276 | 1702-0640 |
| <b>GAS GAS</b>             |           |           |
| MC E5 21                   | 1702-0471 | 1702-0466 |
| MC 50 21-23                | 1702-0471 | 1702-0466 |
| MC 65 21-22                | 1702-0472 | 1702-0467 |
| MC 85 19/16 21             | 1702-0473 | 1702-0468 |
| EC125 10-15                | 1702-0267 | 1702-0279 |
| MC 125 21-23               | 1702-0285 | 1702-0287 |
| EC200 10-19                | 1702-0267 | 1702-0279 |
| XC200 18-19                | 1702-0267 | 1702-0279 |
| EC250 10-19                | 1702-0267 | 1702-0279 |
| EC250 4T 10-15             | 1702-0267 | 1702-0279 |
| EC250 REPLICIA 13-14       | 1702-0267 | 1702-0279 |
| EC250 SIX DAYS 19          | 1702-0267 | 1702-0279 |
| ENDURO 6P 250 18           | 1702-0267 | 1702-0279 |
| EX 250F 21-23              | 1702-0285 | 1702-0287 |
| XC250 2018-19              | 1702-0267 | 1702-0279 |
| MC 250F 21-23              | 1702-0285 | 1702-0287 |
| EC300 2010-19              | 1702-0267 | 1702-0279 |
| EC300 4T 13-15             | 1702-0267 | 1702-0279 |
| EC300 REPLICIA 13-14       | 1702-0267 | 1702-0279 |
| EC300 SIX DAYS 19          | 1702-0267 | 1702-0279 |
| EX 300 21-23               | 1702-0285 | 1702-0287 |
| XC300 2018-19              | 1702-0267 | 1702-0279 |
| EX 350F 21-23              | 1702-0285 | 1702-0287 |
| EC450 4T 13-15             | 1702-0267 | 1702-0279 |
| EX 450F 21-23              | 1702-0285 | 1702-0287 |
| MC 450F 21-23              | 1702-0285 | 1702-0287 |

**BRAKE CALIPER REBUILD KITS (CON'T)**

| MAKE/MODEL/YEAR      | FRONT     | REAR      |
|----------------------|-----------|-----------|
| <b>HONDA</b>         |           |           |
| CR80R 92             | -         | 1702-0276 |
| CR80R 93-02          | 1702-0090 | 1702-0097 |
| CR85R RB 03-07       | -         | 1702-0276 |
| CR125/250R 84-86     | 1702-0266 | -         |
| CR125/250R 87-07     | 1702-0267 | 1702-0276 |
| CR125/250R 90-01     | 1702-0091 | 1702-0097 |
| CR125/250R 02-07     | 1702-0091 | 1702-0276 |
| CRF125F 14-22        | 1702-0269 | -         |
| CRF125FB 14-22       | 1702-0269 | -         |
| CRF150F 03-17        | 1702-0267 | -         |
| CRF150R 07-24        | 1702-0265 | 1702-0277 |
| CRF150 RB 07-24      | 1702-0265 | 1702-0277 |
| CRF230F 03-19        | 1702-0267 | -         |
| CRF230L 08-09        | -         | 1702-0276 |
| CRF230M 09           | -         | 1702-0276 |
| CRF 250F 19-24       | 1702-0267 | 1702-0277 |
| CRF250L 13-20        | 1702-0469 | 1702-0520 |
| CRF250L ABS 17-20    | 1702-0469 | 1702-0520 |
| CRF250R/X 04-18      | 1702-0267 | 1702-0276 |
| CRF250R 19-22        | 1702-0470 | 1702-0277 |
| CRF250RX 19-22       | -         | 1702-0277 |
| CRF250RL RALLY 17-20 | 1702-0469 | 1702-0520 |
| CRF250RLA RALLY ABS  | 1702-0469 | 1702-0520 |
| CRF250 RX 19-20      | 1702-0469 | 1702-0276 |
| CRF250X 04-17        | 1702-0267 | 1702-0276 |
| XR250R 90-04         | 1702-0267 | 1702-0276 |
| CRF300L 21-22        | 1702-0469 | 1702-0520 |
| CRF300 L ABS 21-22   | 1702-0469 | 1702-0520 |
| CRF300LR 21-22       | 1702-0469 | 1702-0520 |
| CRF300LR ABS 21-22   | 1702-0469 | 1702-0520 |
| XR400R 96-04         | 1702-0267 | 1702-0276 |
| CRF450R 02-10        | 1702-0267 | 1702-0276 |
| CRF450X 05-17        | 1702-0267 | 1702-0276 |
| CRF450X 19-22        | 1702-0470 | 1702-0276 |
| CRF450R 2011         | 1702-0267 | 1702-0276 |
| CRF450R/X 12-18      | 1702-0267 | 1702-0276 |
| CRF450X 19-22        | 1702-0470 | 1702-0277 |
| CRF450L 19-20        | 1702-0267 | 1702-0277 |
| CRF450RX 17-18       | 1702-0267 | 1702-0276 |
| CRF450R 19-22        | 1702-0470 | 1702-0277 |
| CRF450RL 22          | 1702-0470 | 1702-0277 |
| CRF450RWE 19-22      | 1702-0470 | 1702-0277 |
| CRF450RX 17-18       | 1702-0267 | 1702-0277 |
| CRF450RX 19-22       | 1702-0470 | 1702-0277 |
| CR500R 87-01         | 1702-0267 | 1702-0276 |
| XR600R 85-87         | 1702-0266 | -         |
| XR650R 00-07         | 1702-0267 | 1702-0276 |
| XR650L 93-23         | 1702-0267 | 1702-0276 |
| <b>HUSABERG</b>      |           |           |
| FE250 13-14          | 1702-0285 | 1702-0287 |
| TE250 11-14          | 1702-0285 | 1702-0287 |
| FE350 13-14          | 1702-0285 | 1702-0287 |
| 390FE 10-11          | 1702-0285 | 1702-0287 |
| 450FC 04-05          | 1702-0286 | -         |
| 450FE 04-05          | 1702-0286 | -         |
| 450FE 06-08          | 1702-0286 | 1702-0287 |
| 450FE 09-11          | 1702-0285 | 1702-0287 |
| 450FS-E 06-08        | 1702-0286 | 1702-0287 |
| 450FX 10-11          | 1702-0285 | 1702-0287 |
| FE450 14             | 1702-0285 | 1702-0287 |
| FE501 13-14          | 1702-0285 | 1702-0287 |
| 550FC 04-05          | 1702-0286 | -         |
| 550FE 04-06          | 1702-0286 | -         |
| 550FE 07-08          | 1702-0286 | 1702-0287 |
| 570FE 09-11          | 1702-0285 | 1702-0287 |
| 570FS 10-11          | 1702-0285 | 1702-0287 |
| 650FE 04-08          | 1702-0286 | -         |
| <b>HUSQVARNA</b>     |           |           |
| EE 5 20-21           | 1702-0471 | 1702-0466 |
| TC 50 18-23          | 1702-0471 | 1702-0466 |
| TC65 18-22           | 1702-0472 | 1702-0467 |
| TC 85 14-17          | 1702-0473 | 1702-0518 |
| TC 85 18-21          | 1702-0473 | 1702-0468 |
| TC 85 BW 19-20       | 1702-0473 | 1702-0468 |
| TC125 14-17          | 1702-0285 | 1702-0287 |
| TC125 18             | 1702-0497 | 1702-0287 |

**BRAKE CALIPER REBUILD KITS (CON'T)**

| MAKE/MODEL/YEAR              | FRONT     | REAR      |
|------------------------------|-----------|-----------|
| <b>HUSQVARNA (CON'T)</b>     |           |           |
| TC125 19-23 (INC. HERITAGE)  | 1702-0285 | 1702-0287 |
| TE125 15-16                  | 1702-0285 | 1702-0287 |
| TE150 17                     | 1702-0285 | 1702-0439 |
| TE150 18-19                  | 1702-0497 | 1702-0496 |
| TE150 I 20-21                | 1702-0497 | 1702-0496 |
| FC250 14-22                  | 1702-0285 | 1702-0287 |
| FE250 14-17                  | 1702-0285 | 1702-0287 |
| FE250 18-20                  | 1702-0497 | 1702-0496 |
| TC250 14-22                  | 1702-0285 | 1702-0287 |
| TE250 14-17                  | 1702-0285 | 1702-0287 |
| TE250 18                     | 1702-0497 | 1702-0496 |
| TE250 I 18-21                | 1702-0497 | 1702-0496 |
| TE300 14-17                  | 1702-0285 | 1702-0287 |
| TE300 18                     | 1702-0497 | 1702-0496 |
| TE300 I 19-20                | 1702-0497 | 1702-0496 |
| TX300 17                     | 1702-0285 | 1702-0287 |
| TX300 18-19                  | 1702-0497 | 1702-0496 |
| TX300 I 20-21                | 1702-0497 | 1702-0496 |
| TX 300 I 22                  | 1702-0285 | 1702-0496 |
| FC350 14-22                  | 1702-0285 | 1702-0287 |
| FE350 14-16                  | 1702-0285 | 1702-0287 |
| FE350 17                     | 1702-0285 | 1702-0439 |
| FE350 18-21                  | 1702-0497 | 1702-0496 |
| FE350S 15-16                 | 1702-0285 | 1702-0287 |
| FE350S 20-21                 | 1702-0497 | 1702-0496 |
| FX350 17                     | 1702-0285 | 1702-0439 |
| FX350 18-20                  | 1702-0497 | 1702-0496 |
| FX 350 22                    | 1702-0285 | 1702-0287 |
| FC450 14-22                  | 1702-0285 | 1702-0287 |
| FC450 ROCKSTAR EDITION 18-22 | 1702-0285 | 1702-0287 |
| FE450 14-16                  | 1702-0285 | 1702-0287 |
| FE450 17                     | 1702-0285 | 1702-0439 |
| FE450 18-20                  | 1702-0497 | 1702-0496 |
| FR 450 RALLY 20              | -         | 1702-0287 |
| FS450 18-20                  | -         | 1702-0287 |
| FX450 18-20                  | 1702-0497 | 1702-0496 |
| FX 450 22                    | 1702-0285 | 1702-0287 |
| FE501 14-16                  | 1702-0285 | 1702-0287 |
| FE501 17                     | 1702-0285 | 1702-0439 |
| FE501 18-21                  | 1702-0497 | 1702-0496 |
| FE501S 14-16                 | 1702-0285 | 1702-0287 |
| FE501S 20-21                 | 1702-0497 | 1702-0496 |
| <b>KAWASAKI</b>              |           |           |
| KX65 00-22                   | 1702-0264 | 1702-0280 |
| KX80 84-90                   | 1702-0274 | -         |
| KX80 91-96                   | 1702-0274 | 1702-0280 |
| KX80 97-00                   | 1702-0275 | 1702-0280 |
| KX80 BIG WHEEL 92-94         | 1702-0274 | 1702-0280 |
| KX85 01-22                   | 1702-0275 | 1702-0280 |
| KX85 BIG WHEEL 01-18         | 1702-0275 | 1702-0280 |
| KX100 95-96                  | 1702-0274 | 1702-0280 |
| KX100 97-21                  | 1702-0275 | 1702-0280 |
| KX112 22                     | 1702-0275 | 1702-0280 |
| KLX140 08-22                 | 1702-0266 | 1702-0280 |
| KLX140L 08-22                | 1702-0266 | 1702-0280 |
| KLX140G 17-22                | 1702-0266 | 1702-0280 |
| KLX150L 14-19                | 1702-0266 | 1702-0280 |
| KDX200 89-92                 | -         | 1702-0266 |
| KDX200 93-94                 | 1702-0269 | 1702-0266 |
| KDX200 95-06                 | 1702-0267 | 1702-0278 |
| KDX220 97-05                 | 1702-0267 | 1702-0278 |
| KLX230 20-22                 | 1702-0266 | 1702-0465 |
| KLX230 ABS 22                | 1702-0266 | 1702-0465 |
| KLX230R 20-22                | 1702-0266 | 1702-0465 |
| KLX230 S 22                  | 1702-0266 | 1702-0465 |
| KLX230S ABS 22               | 1702-0266 | 1702-0465 |
| KDX250 91-94                 | 1702-0269 | 1702-0278 |
| KLX250R 94-96                | 1702-0267 | 1702-0278 |
| KLX250S 06-07                | 1702-0267 | 1702-0276 |
| KLX250SF 09-10               | -         | 1702-0276 |
| KLX250S 08-20                | 1702-0266 | 1702-0276 |
| KX125 89-93                  | 1702-0144 | 1702-0145 |
| KX125 94                     | -         | 1702-0266 |
| KX125 95-96                  | -         | 1702-0099 |

CONTINUED ON NEXT PAGE

APPAREL

HELMETS & GOGGLES

RIDER ARMOR

OUTERWEAR

YOUTH

LUGGAGE & PACKS

BIKE BODY

BIKE CONTROLS

BIKE SUSPENSION

BIKE BRAKING

BIKE DRIVE

BIKE BEARINGS

BIKE ENGINE

BIKE ELECTRICAL

BIKE EXHAUST

BIKE WHEELS

BICYCLE

GARAGE & PROMO

-sizing chart



| BRAKE CALIPER REBUILD KITS (CON'T) |           |           |
|------------------------------------|-----------|-----------|
| MAKE/MODEL/YEAR                    | FRONT     | REAR      |
| <b>KAWASAKI (CON'T)</b>            |           |           |
| KX125/250 97-00                    | 1702-0093 | 1702-0099 |
| KX125 01-05                        | -         | 1702-0099 |
| KX250 89-93                        | 1702-0144 | 1702-0145 |
| KX250 94                           | 1702-0267 | 1702-0266 |
| KX250 95-96                        | 1702-0267 | 1702-0276 |
| KX250 01-07                        | 1702-0267 | 1702-0276 |
| KX250F 04-20                       | 1702-0267 | 1702-0279 |
| KX 250 21-23                       | 1702-0267 | 1702-0279 |
| KX250 X 21-22                      | 1702-0267 | 1702-0279 |
| KLX300 97-07                       | 1702-0267 | 1702-0276 |
| KLX300 R 20-22                     | 1702-0266 | 1702-0276 |
| KLX300SM 21-22                     | -         | 1702-0276 |
| KLX400R 03                         | 1702-0267 | 1702-0276 |
| KLX400SR 03                        | 1702-0267 | 1702-0276 |
| KX450F 06-18                       | 1702-0267 | 1702-0279 |
| KX 450 19-23                       | 1702-0267 | 1702-0279 |
| KX 450 X 21-23                     | 1702-0267 | 1702-0279 |
| KX 450 SR 22-23                    | 1702-0267 | 1702-0279 |
| KLX450R 08-09                      | 1702-0267 | 1702-0279 |
| KX500 89-93                        | 1702-0269 | 1702-0278 |
| KX500 94-95                        | -         | 1702-0266 |
| KX500 96-04                        | -         | 1702-0276 |
| KLR650 08-18                       | 1702-0147 | -         |
| KLX650 C 93-96                     | 1702-0267 | 1702-0278 |
| KLX650D1 96                        | 1702-0267 | 1702-0266 |
| KLX650R 93-95                      | 1702-0267 | 1702-0278 |
| KLX650R 96                         | 1702-0267 | 1702-0266 |
| <b>KTM</b>                         |           |           |
| SX-E 5 20-22                       | 1702-0471 | 1702-0466 |
| SM 50 2006                         | 1702-0471 | 1702-0466 |
| SR ADV 50 04-07                    | 1702-0471 | -         |
| SX 50 06-22                        | 1702-0471 | 1702-0466 |
| SX 50 MINI 08                      | 1702-0471 | -         |
| SX 50 MINI 09-22                   | 1702-0471 | 1702-0466 |
| SX PRO JR 50 03-08                 | 1702-0471 | -         |
| SX PRO JR 50 09                    | 1702-0471 | 1702-0466 |
| SX PRO SR 50 02-03                 | 1702-0471 | -         |
| SX PRO SR 50 04-05                 | 1702-0471 | 1702-0466 |
| SXS 50 2011-14                     | 1702-0471 | 1702-0466 |
| SX 65 03                           | 1702-0472 | -         |
| SX 65 04-08                        | 1702-0472 | 1702-0466 |
| SX 65 09-22                        | 1702-0472 | 1702-0467 |
| SXS 65 13-14                       | 1702-0472 | 1702-0467 |
| XC 65 08                           | 1702-0472 | 1702-0466 |
| XC 65 09                           | 1702-0472 | 1702-0467 |
| SX 85 03-10                        | 1702-0472 | 1702-0467 |
| SX 85 11                           | 1702-0472 | 1702-0518 |
| SX 85 12-17                        | 1702-0472 | 1702-0518 |
| SX 85 BW 13-16                     | 1702-0472 | 1702-0518 |
| SX 85 18-20                        | 1702-0473 | 1702-0468 |
| SX 85 BW 18-20                     | 1702-0473 | 1702-0468 |
| SXS 85 13-14                       | 1702-0472 | 1702-0518 |
| XC 85 08-09                        | 1702-0472 | 1702-0467 |
| SX 105 04-10                       | 1702-0472 | 1702-0518 |
| SX 105 11                          | 1702-0472 | 1702-0518 |
| XC 105 08-09                       | 1702-0472 | 1702-0467 |
| EGS 125 96-99                      | 1702-0286 | -         |
| EXC 125 96-00                      | 1702-0286 | -         |
| EXC 125 01-05                      | 1702-0286 | 1702-0288 |
| EXC 125 06                         | -         | 1702-0287 |
| SX 125 96-00                       | 1702-0286 | -         |
| SX 125 01-02                       | 1702-0286 | 1702-0288 |
| SX 125 03-08                       | 1702-0286 | 1702-0287 |
| SX 125 09-22                       | 1702-0285 | 1702-0287 |
| SXS 125 04                         | 1702-0286 | 1702-0287 |
| XC 125 21-22                       | 1702-0285 | 1702-0287 |
| SX 144 07-08                       | 1702-0286 | 1702-0287 |
| SX 150 09-22                       | 1702-0285 | 1702-0287 |
| XC 150 10-14                       | 1702-0285 | 1702-0287 |
| XC-W 150 17-19                     | 1702-0285 | 1702-0439 |
| XC-W 150 TPI 20-22                 | 1702-0285 | 1702-0439 |
| EGS 200 98-99                      | 1702-0286 | -         |
| EXC 200 98-00                      | 1702-0286 | -         |
| EXC 200 01-03                      | 1702-0286 | 1702-0288 |
| EXC 200 04-05                      | 1702-0286 | 1702-0287 |
| MXC 200 98-00                      | 1702-0286 | -         |

| BRAKE CALIPER REBUILD KITS (CON'T) |           |           |
|------------------------------------|-----------|-----------|
| MAKE/MODEL/YEAR                    | FRONT     | REAR      |
| <b>KTM (CON'T)</b>                 |           |           |
| MXC 200 01-03                      | 1702-0286 | 1702-0288 |
| SX 200 00                          | 1702-0286 | -         |
| SX 200 01-02                       | 1702-0286 | 1702-0288 |
| SX 200 03-04                       | 1702-0286 | 1702-0287 |
| XC 200 06-09                       | 1702-0286 | 1702-0287 |
| XC-W 200 06-09                     | 1702-0286 | 1702-0287 |
| XC-W 200 10-16                     | 1702-0285 | 1702-0287 |
| 250SX-F FACTORY EDITION 15         |           |           |
| EGS 250 97-99                      | 1702-0286 | -         |
| EXC 250 96-99                      | 1702-0286 | -         |
| EXC 250 00                         | 1702-0286 | 1702-0287 |
| EXC 250 01-03                      | 1702-0286 | 1702-0288 |
| EXC 250 04-05                      | 1702-0286 | 1702-0287 |
| EXC-F 250 17-19                    | 1702-0285 | 1702-0439 |
| EXC-G 250 RACING 02-03             |           |           |
| EXC-G 250 RACING 04-05             | 1702-0286 | 1702-0287 |
| MXC 250 98-00                      | 1702-0286 | -         |
| MXC 250 01                         | 1702-0286 | 1702-0288 |
| SX 250 97-00                       | 1702-0286 | -         |
| SX 250 01-02                       | 1702-0286 | 1702-0288 |
| SX 250 03-08                       | 1702-0286 | 1702-0287 |
| SX 250 09-22                       | 1702-0285 | 1702-0287 |
| SX-F 250 05-08                     | 1702-0286 | 1702-0287 |
| SX-F 250 09-22                     | 1702-0285 | 1702-0287 |
| SXS 250 01                         | 1702-0286 | 1702-0288 |
| SXS 250 03-04                      | 1702-0286 | 1702-0287 |
| FREERIDE 250 R 15-17               | 1702-0473 | 1702-0518 |
| FREERIDE 250 F 19                  | 1702-0473 | 1702-0468 |
| XC 250 06-09                       | 1702-0286 | 1702-0287 |
| XC 250 10-19                       | 1702-0285 | 1702-0287 |
| XC250 TPI 20-22                    | 1702-0285 | 1702-0287 |
| XC-F 250 07-09                     | 1702-0286 | 1702-0287 |
| XC-F 250 11-22                     | 1702-0285 | 1702-0287 |
| XC-FW 250 06-10                    | 1702-0286 | 1702-0287 |
| XC-FW 250 11-16                    | 1702-0285 | 1702-0287 |
| XC-W 250 06-09                     | 1702-0286 | 1702-0287 |
| XC-W 250 10-16                     | 1702-0285 | 1702-0287 |
| XC-W 250 17-18                     | 1702-0285 | 1702-0439 |
| XC-W 250 TPI 18-22                 | 1702-0285 | 1702-0439 |
| EGS 300 97-99                      | 1702-0286 | -         |
| EXC 300 96-00                      | 1702-0286 | -         |
| EXC 300 01-03                      | 1702-0286 | 1702-0288 |
| EXC 300 04-05                      | 1702-0286 | 1702-0287 |
| MXC 300 97-00                      | 1702-0286 | -         |
| MXC 300 01-03                      | 1702-0286 | 1702-0288 |
| MXC 300 04-05                      | 1702-0286 | 1702-0287 |
| XC 300 06-09                       | 1702-0286 | 1702-0287 |
| XC 300 10-19                       | 1702-0285 | 1702-0287 |
| XC300 TPI 20-22                    | 1702-0285 | 1702-0287 |
| XC-W 300 06-09                     | 1702-0286 | 1702-0287 |
| XC-W 300 10-16                     | 1702-0285 | 1702-0287 |
| XC-W 300 17-18                     | 1702-0285 | 1702-0439 |
| XC-W 300 TPI 19-22                 | 1702-0285 | 1702-0439 |
| XC-W 300 SIX DAYS 15-16            |           |           |
| XC-W 300 SIX DAYS 17-18            | 1702-0285 | 1702-0439 |
| XC-W 300 SIX DAYS 20               | 1702-0285 | 1702-0439 |
| XC-W 300 TPI ERZBERGRODEO 20       |           |           |
| FREERIDE 350 (EURO) 15             | 1702-0473 | 1702-0518 |
| EXC-F 350 12-16                    | 1702-0285 | 1702-0287 |
| EXC-F 350 17-22                    | 1702-0285 | 1702-0439 |
| SX-F 350 11-22                     | 1702-0285 | 1702-0287 |
| XC-F 350 11-22                     | 1702-0285 | 1702-0287 |
| XC-FW 350 12-16                    | 1702-0285 | 1702-0287 |
| XC-FW 350 20-22                    | 1702-0285 | 1702-0439 |
| XC-FW 350 SIX DAYS 15              | 1702-0285 | 1702-0287 |
| EGS 380 98-99                      | 1702-0286 | -         |
| EXC 380 98-00                      | 1702-0286 | -         |
| EXC 380 01-02                      | 1702-0286 | 1702-0288 |
| MXC 380 98-00                      | 1702-0286 | -         |
| MXC 380 01                         | 1702-0286 | 1702-0288 |

| BRAKE CALIPER REBUILD KITS (CON'T) |           |           |
|------------------------------------|-----------|-----------|
| MAKE/MODEL/YEAR                    | FRONT     | REAR      |
| <b>KTM (CON'T)</b>                 |           |           |
| SX 380 98-00                       | 1702-0286 | -         |
| SX 380 01-02                       | 1702-0286 | 1702-0288 |
| COMP. 400 95                       | 1702-0286 | -         |
| EGS 400 97                         | 1702-0286 | -         |
| EGS-E 400 97                       | 1702-0286 | -         |
| EXC 400 00                         | 1702-0286 | -         |
| EXC 400 01-02                      | 1702-0286 | 1702-0288 |
| EXC-G 400 04-06                    | 1702-0286 | 1702-0287 |
| LC4 400 98-99                      | 1702-0286 | -         |
| LC4-E 400 00-01                    | 1702-0286 | -         |
| LSE 400 97                         | 1702-0286 | -         |
| MXC 400 01-02                      | 1702-0286 | 1702-0288 |
| RXC 400 97-98                      | 1702-0286 | -         |
| SC 400 00                          | 1702-0286 | -         |
| SX 400 98-02                       | 1702-0286 | -         |
| SXC 400 97-00                      | 1702-0286 | -         |
| TXC 400 98                         | 1702-0286 | -         |
| XC-W 400 07-09                     | 1702-0286 | 1702-0287 |
| XC-W 400 10                        | 1702-0285 | 1702-0287 |
| 450SX-F FACTORY EDITION 15-16      |           |           |
| EXC 450 03-09                      | 1702-0286 | 1702-0287 |
| EXC 450 10-11                      | -         | 1702-0287 |
| EXC-F 450 SIX DAYS 17-18           |           |           |
| EXC-G 450 04-06                    | 1702-0286 | 1702-0287 |
| EXC-G 450 07                       | 1702-0286 | -         |
| EXC-R 450 08                       | 1702-0286 | -         |
| MXC-G 450 03                       | 1702-0286 | 1702-0288 |
| MXC-G 450 04-05                    | 1702-0286 | 1702-0287 |
| SMR 450 05-07                      | -         | 1702-0287 |
| SMR 450 21                         | 1702-0285 | 1702-0287 |
| SX 450 03-06                       | 1702-0286 | 1702-0287 |
| SX-F 450 07-08                     | 1702-0286 | 1702-0287 |
| SX-F 450 09-22                     | 1702-0285 | 1702-0287 |
| SX-F450 FACTORY EDITION 15-22      |           |           |
| SXS 450 03-04                      | 1702-0286 | 1702-0287 |
| XC 450 04-07                       | -         | 1702-0287 |
| XC-F 450 08-09                     | 1702-0286 | 1702-0287 |
| XC-F 450 13-22                     | 1702-0285 | 1702-0287 |
| XCR-W 450 08                       | 1702-0286 | -         |
| XC-W 450 07-10                     | 1702-0286 | 1702-0287 |
| XC-W 450 11-16                     | 1702-0285 | 1702-0287 |
| XC-W 450 SIX DAYS 10               | 1702-0285 | 1702-0287 |
| EXC 500 12-16                      | 1702-0285 | 1702-0287 |
| EXC-F 500 17-22                    | 1702-0285 | 1702-0439 |
| 500EXC SIX DAYS 16                 | 1702-0285 | 1702-0287 |
| EXC-F 500 SIX DAYS 20-22           |           |           |
| XC-FW 500 21-22                    | 1702-0285 | 1702-0439 |
| XC-W 500 12-16                     | 1702-0285 | 1702-0287 |
| SX-F 505 08                        | 1702-0286 | 1702-0287 |
| XC-F 505 08-09                     | 1702-0286 | 1702-0287 |
| EXC 520 00                         | 1702-0286 | -         |
| EXC 520 01-02                      | 1702-0286 | 1702-0288 |
| MXC 520 01-02                      | 1702-0286 | 1702-0288 |
| SX 520 00-02                       | 1702-0286 | -         |
| EXC 525 03                         | 1702-0286 | 1702-0288 |
| EXC 525 04-07                      | 1702-0286 | 1702-0287 |
| MXC-G 525 03                       | 1702-0286 | 1702-0288 |
| MXC-G 525 04-05                    | 1702-0286 | 1702-0287 |
| SMR 525 05                         | -         | 1702-0287 |
| SX 525 03                          | 1702-0286 | -         |
| SX 525 04-06                       | 1702-0286 | 1702-0287 |
| XC 525 06-07                       | 1702-0286 | 1702-0287 |
| XC-W 525 07                        | 1702-0286 | 1702-0287 |
| EXC 530 09                         | 1702-0286 | 1702-0287 |
| EXC 530 10-11                      | 1702-0285 | 1702-0287 |
| EXC-R 530 08                       | 1702-0286 | 1702-0287 |
| XCR-W 530 08                       | 1702-0286 | 1702-0287 |
| XC-W 530 09                        | 1702-0286 | 1702-0287 |
| XC-W 530 10-11                     | 1702-0285 | 1702-0287 |
| SXS 540 01-02                      | 1702-0286 | -         |
| SXS 540 03-06                      | 1702-0286 | 1702-0287 |
| SMR 560 06-07                      | -         | 1702-0287 |
| SX 620 97-99                       | 1702-0286 | -         |



| BRAKE CALIPER REBUILD KITS (CON'T) |           |           |
|------------------------------------|-----------|-----------|
| MAKE/MODEL/YEAR                    | FRONT     | REAR      |
| <b>KTM (CON'T)</b>                 |           |           |
| SXC 620 97                         | 1702-0286 | -         |
| TXC 620 98                         | 1702-0286 | -         |
| SXC 625 03-05                      | 1702-0286 | -         |
| 640 LC4 98-05                      | 1702-0286 | -         |
| 640 LC4 ENDURO 02-04               | 1702-0286 | -         |
| 640 LC4 SUPERMOTO 02               | 1702-0286 | -         |
| ADVENTURE 640 98-03                | 1702-0286 | -         |
| 660 LC4 99-00                      | 1702-0286 | -         |
| 660 RALLYE 01-05                   | 1702-0286 | -         |
| 990 ADVENTURE 08-13                | -         | 1702-0519 |
| 990 SUPERMOTO 10-11                | -         | -         |
| 1090 ADVENTURE R 17-18             | -         | 1702-0519 |
| 1190 ADVENTURE 14-16               | -         | 1702-0519 |
| 1290 SUPER ADVENTURE 15-16         | -         | 1702-0519 |
| 1290 SUPER ADVENTURE R 17-20       | -         | 1702-0519 |
| 1290 SUPER ADVENTURE S 18-20       | -         | 1702-0519 |
| <b>RIEJU</b>                       |           |           |
| MR RACING 200 21-22                | 1702-0267 | 1702-0279 |
| MR RACING 250 21-22                | 1702-0267 | 1702-0279 |
| MR RACING 300 20-22                | 1702-0267 | 1702-0279 |
| <b>SHERCO</b>                      |           |           |
| SC-R 125 19                        | -         | 1702-0287 |
| SE 125 FACTORY 21-23               | 1702-0641 | 1702-0287 |
| SE-R 125 18-21                     | 1702-0641 | 1702-0287 |
| SE-R 125 SIX DAYS 18               | 1702-0641 | 1702-0287 |
| SM 125 FACTORY 21                  | 1702-0641 | 1702-0287 |
| SC F-R 250 19                      | 1702-0641 | 1702-0287 |
| SC-F-R 250 19                      | 1702-0641 | 1702-0287 |
| SC-R 250 19                        | 1702-0641 | 1702-0287 |
| SE 2.5I F 13                       | 1702-0641 | 1702-0287 |
| SE 2.5I F RACING 13                | 1702-0641 | 1702-0287 |
| SE 250 13                          | 1702-0641 | 1702-0287 |
| SE 250I R 12                       | 1702-0641 | 1702-0287 |
| SE F-R 250 14-18                   | 1702-0641 | 1702-0287 |
| SE F-R FACTORY 16-23               | 1702-0641 | 1702-0287 |
| SE-F-R SIX DAYS 18                 | 1702-0641 | 1702-0287 |
| SE-R 250 14-22                     | 1702-0641 | 1702-0287 |
| SE-R 250 FACTORY 16-23             | 1702-0641 | 1702-0287 |
| SE-R 250 SIX DAYS 18               | 1702-0641 | 1702-0287 |
| SC F-R 300 19                      | 1702-0641 | 1702-0287 |
| SC-R 300 19                        | 1702-0641 | 1702-0287 |
| SE 3.0I-F 13                       | 1702-0641 | 1702-0287 |

| BRAKE CALIPER REBUILD KITS (CON'T) |           |            |
|------------------------------------|-----------|------------|
| MAKE/MODEL/YEAR                    | FRONT     | REAR       |
| <b>SHERCO (CON'T)</b>              |           |            |
| SE 3.0I-F RACING 13                | 1702-0641 | 1702-0287  |
| SE 300 13                          | 1702-0641 | 1702-0287  |
| SE 300 FACTORY 21-23               | 1702-0641 | 1702-0287  |
| SE 300I-R 12                       | 1702-0641 | 1702-0287  |
| SE F-R 300 14-18                   | 1702-0641 | 1702-0287  |
| SE F-R 300 FACTORY 16-21           | 1702-0641 | 1702-0287  |
| SE-F-R SIX DAYS 18                 | 1702-0641 | 1702-0287  |
| SE-R 300 14-21                     | 1702-0641 | 1702-0287  |
| SE-R 300 FACTORY 16-20             | 1702-0641 | 1702-0287  |
| SE-R 300 SIX DAYS 18               | 1702-0641 | 1702-0287  |
| SC F-R 450 19-20                   | 1702-0641 | 1702-0287  |
| SE F-R 450 FACTORY 16-22           | 1702-0641 | 1702-0287  |
| SE F-R SIX DAYS 18                 | 1702-0641 | 1702-0287  |
| SEF 500 FACTORY 21                 | 1702-0641 | 1702-0287  |
| SM 500 FACTORY 21                  | 1702-0641 | 1702-0287  |
| <b>SUZUKI</b>                      |           |            |
| RM65 03-05                         | 1702-0264 | 1702-0280  |
| RM80 86-89                         | 1702-0274 | -          |
| RM80 90-95                         | 1702-0274 | 1702-0283  |
| RM80 96-01                         | 1702-0270 | 1702-0283  |
| RM85 02-04                         | 1702-0270 | 1702-0283  |
| RM85 05-21                         | 1702-0275 | 1702-0283  |
| RM85L 03-04                        | 1702-0270 | 1702-0283  |
| RM85L 05-22                        | 1702-0275 | 1702-0283  |
| RM100 03                           | 1702-0275 | 1702-0280  |
| DR125 86-88                        | 1702-0284 | -          |
| DR125SE 94-96                      | 1702-0284 | -          |
| DR-Z125L 03-21                     | 1702-0270 | -          |
| RM125/250 87-95                    | 1702-0269 | -          |
| RM125/250 96-08                    | 1702-0267 | -          |
| RM125/250 92,96-04                 | -         | -          |
| RM125/250 05-08                    | 1702-0267 | -          |
| DR200 86-88                        | 1702-0284 | -          |
| DR200S 15-16                       | 1702-0284 | -          |
| DR200SE 96-13                      | 1702-0284 | -          |
| RMZ250 04-06                       | -         | 1702-0100  |
| RMZ250 07-09                       | 1702-0267 | 1702-0103  |
| RMZ250 10-22                       | 1702-0267 | 1702-0282  |
| DR350SE 98-99                      | 1702-0267 | 1702-0266  |
| DRZ400S 00-22                      | 1702-0267 | 1702-00276 |
| DRZ400 SM 00-22                    | 1702-0267 | 1702-0520  |
| RMX450 10-19                       | 1702-0267 | 1702-0282  |
| RMZ450 05-07                       | 1702-0267 | 1702-0279  |

| BRAKE CALIPER REBUILD KITS (CON'T) |           |           |
|------------------------------------|-----------|-----------|
| MAKE/MODEL/YEAR                    | FRONT     | REAR      |
| <b>SUZUKI (CON'T)</b>              |           |           |
| RMZ450 08-22                       | 1702-0267 | 1702-0282 |
| DR650SE 90-95                      | 1702-0498 | 1702-0283 |
| DR650SE 96-22                      | 1702-0094 | -         |
| <b>YAMAHA</b>                      |           |           |
| YZ 65 18-22                        | 1702-0521 | 1702-0280 |
| YZ80 86-92                         | 1702-0271 | -         |
| YZ80 93-01                         | 1702-0271 | 1702-0280 |
| YZ85 02-22                         | 1702-0271 | 1702-0280 |
| TTR125L DISC BRAKE 00-08           | 1702-0271 | -         |
| TTR 125 LE DISC BRAKE 03-22        | 1702-0271 | -         |
| TW200 TRAILWAY 01-22               | 1702-0474 | -         |
| YZ125 85-88                        | 1702-0272 | -         |
| YZ125/250 90-97                    | 1702-0269 | -         |
| YZ125/250 98-07                    | 1702-0267 | 1702-0279 |
| YZ125/250 08-21                    | 1702-0642 | 1702-0279 |
| YZ 125 22                          | 1702-0268 | 1702-0279 |
| YZ125 X 20-22                      | 1702-0642 | 1702-0279 |
| TTR 230 05-22                      | 1702-0273 | -         |
| TTR250 99-06                       | 1702-0269 | -         |
| WR250 91-97                        | 1702-0269 | -         |
| WR250F 17-21                       | 1702-0642 | 1702-0279 |
| WR250R DUAL SPORT 08-18            | -         | 1702-0279 |
| WR250X SUPERMOTO 08-11             | -         | 1702-0279 |
| XT250 08-23                        | 1702-0475 | 1702-0278 |
| YZ250 85-88                        | 1702-0272 | -         |
| YZ250 89                           | 1702-0269 | -         |
| YZ250 08-23                        | 1702-0267 | 1702-0279 |
| YZ250F 04-06                       | 1702-0267 | 1702-0279 |
| YZ250F 08-23                       | 1702-0642 | 1702-0279 |
| YZ250FX 15-21                      | 1702-0642 | 1702-0279 |
| YZ250FX 22                         | 1702-0268 | 1702-0279 |
| YZ250X 16-22                       | 1702-0642 | 1702-0279 |
| WR250F 03-15                       | 1702-0267 | 1702-0279 |
| WR450F 03-15                       | 1702-0267 | 1702-0279 |
| WR450F 16-21                       | 1702-0642 | 1702-0279 |
| YZ450F 03-07                       | 1702-0267 | 1702-0279 |
| YZ450F 08-22                       | 1702-0642 | 1702-0279 |
| YZ450FX 16-23                      | 1702-0642 | 1702-0279 |
| YZ490 85-90                        | 1702-0272 | -         |
| WR500 92-93                        | 1702-0269 | -         |
| SUPER TENERE 1200 12-21            | -         | 1702-0643 |

APPAREL

HELMETS & GOGGLES

RIDER ARMOR

OUTERWEAR

YOUTH

LUGGAGE & PACKS

BIKE BODY

BIKE CONTROLS

BIKE SUSPENSION

BIKE BRAKING

BIKE DRIVE

BIKE BEARINGS



BIKE ENGINE

BIKE ELECTRICAL

BIKE EXHAUST

BIKE WHEELS

BICYCLE

GARAGE & PROMO

SIZING CHART

**BRAKE CALIPER PISTONS**

**\$12<sup>95</sup> - \$44<sup>95</sup>**

- Replacement pistons for the brake caliper
- Includes required quantities
- Made by Nissin, the OEM manufacturer in Japan



**BRAKE CALIPER PISTONS**

| MAKE/MODEL/YEAR    | FRONT BRAKE            | REAR BRAKE             |
|--------------------|------------------------|------------------------|
| <b>HONDA</b>       |                        |                        |
| CR80R 86-91        | 1702-0168 <sup>1</sup> | -                      |
| CR80R 92-02        | 1702-0168 <sup>1</sup> | 1702-0174 <sup>1</sup> |
| CR85R 03-07        | 1702-0168 <sup>1</sup> | 1702-0174 <sup>1</sup> |
| CR125R 87-01       | 1702-0169 <sup>2</sup> | 1702-0174 <sup>1</sup> |
| CR125R 02-07       | 1702-0169 <sup>2</sup> | 1702-0175 <sup>1</sup> |
| CRF150R 07-24      | 1702-0168 1            | 1702-0175 <sup>1</sup> |
| CRF230F 03-09      | 1702-0169 <sup>2</sup> | -                      |
| CRF250F 19-24      | -                      | 1702-0175 <sup>1</sup> |
| CR250R 87-01       | 1702-0169 <sup>2</sup> | 1702-0174 <sup>1</sup> |
| CR250R 02-07       | 1702-0169 <sup>2</sup> | 1702-0175 <sup>1</sup> |
| CRF250R 11-14      | -                      | 1702-0175 <sup>1</sup> |
| CRF250R 15-18      | 1702-0169 <sup>2</sup> | 1702-0175 <sup>1</sup> |
| CRF250R 19-24      | -                      | 1702-0175 <sup>1</sup> |
| CRF250X 04-17      | 1702-0169 <sup>2</sup> | 1702-0175 <sup>1</sup> |
| CRF450 02-18       | 1702-0169 <sup>2</sup> | 1702-0175 <sup>1</sup> |
| CRF450R 19-24      | -                      | 1702-0175 <sup>1</sup> |
| CRF450X 05-17      | 1702-0169 <sup>2</sup> | 1702-0175 <sup>1</sup> |
| CRF450X 18-24      | -                      | 1702-0175 <sup>1</sup> |
| CR500R 87-01       | 1702-0169 <sup>2</sup> | 1702-0174 <sup>1</sup> |
| <b>KAWASAKI</b>    |                        |                        |
| KX125 89-93        | 1702-0170 <sup>2</sup> | 1702-0176 <sup>1</sup> |
| KX125 94-96, 01-05 | 1702-0169 <sup>2</sup> | 1702-0177 <sup>1</sup> |
| KX125 97-00        | 1702-0172 <sup>2</sup> | 1702-0177 <sup>1</sup> |
| KX250 89-93        | 1702-0170 <sup>2</sup> | 1702-0176 <sup>1</sup> |
| KX250 94-96, 01-07 | -                      | 1702-0177 <sup>1</sup> |
| KLX250S/SF 09-13   | -                      | 1702-0177              |
| KLX250 18-23       | -                      | 1702-0177 <sup>1</sup> |
| KX250 97-00        | 1702-0172 <sup>2</sup> | 1702-0177 <sup>1</sup> |
| KX250F 04-18       | 1702-0169 <sup>2</sup> | 1702-0178 <sup>1</sup> |
| KX250 19-20        | 1702-0169 <sup>2</sup> | 1702-0178 <sup>1</sup> |
| KLX450R 18-19      | 1702-0169 <sup>2</sup> | 1702-0178 <sup>1</sup> |
| KX450F 06-18       | 1702-0169 <sup>2</sup> | 1702-0178 <sup>1</sup> |
| KX450 19-24        | 1702-0169 <sup>2</sup> | 1702-0178 <sup>1</sup> |
| KX500 89-93        | 1702-0170 <sup>2</sup> | 1702-0176 <sup>1</sup> |
| KX500 94-04        | 1702-0169 <sup>2</sup> | 1702-0177 <sup>1</sup> |
| KLR650 08-18       | -                      | 1702-0178 <sup>1</sup> |
| <b>SUZUKI</b>      |                        |                        |
| RM125 87-08        | 1702-0170 <sup>2</sup> | -                      |
| RM125 92, 96-07    | 1702-0170 <sup>2</sup> | 1702-0177 <sup>1</sup> |
| RM125 93-95        | 1702-0170 <sup>2</sup> | 1702-0176 <sup>1</sup> |
| RM250 87-08        | 1702-0170 <sup>2</sup> | -                      |
| RM250 92, 96-08    | 1702-0170 <sup>2</sup> | 1702-0177 <sup>1</sup> |
| RM250 93-95        | 1702-0170 <sup>2</sup> | 1702-0176 <sup>1</sup> |
| RMZ250 07-10       | 1702-0170 <sup>2</sup> | 1702-0178 <sup>1</sup> |
| RMZ250 01-17       | -                      | 1702-0178 <sup>1</sup> |
| DR-2400S/SM 00-22  | 1702-0170 <sup>2</sup> | 1702-0177 <sup>1</sup> |
| RMZ450 05-19       | 1702-0170 <sup>2</sup> | 1702-0178 <sup>1</sup> |
| RMX450Z 17-19      | 1702-0170 <sup>2</sup> | 1702-0178 <sup>1</sup> |
| RMZ450 05-22       | 1702-0170 <sup>2</sup> | 1702-0178 <sup>1</sup> |
| DRZ650SE 96-12     | 1702-0170 <sup>2</sup> | 1702-0176 <sup>1</sup> |
| <b>YAMAHA</b>      |                        |                        |
| YZ65 20-23         | -                      | 1702-0180 <sup>1</sup> |
| YZ80 93-01         | -                      | 1702-0180 <sup>1</sup> |
| YZ85 02-23         | -                      | 1702-0180 <sup>1</sup> |
| YZ125/250 90-97    | -                      | 1702-0181 <sup>1</sup> |
| YZ125/250 93-95    | 1702-0170 <sup>2</sup> | -                      |
| YZ125/250 98       | -                      | 1702-0177 <sup>1</sup> |
| YZ125/250 01-07    | 1702-0169 <sup>2</sup> | -                      |
| YZ125 08-21        | 1702-0173 <sup>2</sup> | 1702-0178 <sup>1</sup> |
| YZ250 08-21        | 1702-0173 <sup>2</sup> | 1702-0178 <sup>1</sup> |
| WR250F 03-15       | 1702-0169 <sup>2</sup> | -                      |
| WR250F 17-21       | 1702-0173 <sup>2</sup> | 1702-0178 <sup>1</sup> |
| WR250R 08-21       | 1702-0169 <sup>2</sup> | 1702-0178 <sup>1</sup> |
| YZ250F 01-06       | 1702-0169 <sup>2</sup> | -                      |
| YZ250F 03-06       | -                      | 1702-0178 <sup>1</sup> |
| YZ250F 07-23       | 1702-0173 <sup>2</sup> | 1702-0178 <sup>1</sup> |
| YZ250FX 16-23      | 1702-0173 <sup>2</sup> | 1702-0178 <sup>1</sup> |

**BRAKE CALIPER PISTONS (CON'T)**

| MAKE/MODEL/YEAR       | FRONT BRAKE            | REAR BRAKE             |
|-----------------------|------------------------|------------------------|
| <b>YAMAHA (CON'T)</b> |                        |                        |
| YZ250X 16-21          | 1702-0173 <sup>2</sup> | 1702-0178 <sup>1</sup> |
| WR/YZ426F 01-02       | 1702-0169 <sup>2</sup> | -                      |
| WR450F 03-15          | 1702-0169 <sup>2</sup> | -                      |
| WR450F 16-20          | 1702-0173 <sup>2</sup> | 1702-0178 <sup>1</sup> |
| YZ450F 03-07          | 1702-0169 <sup>2</sup> | 1702-0178 <sup>1</sup> |
| YZ450FX 16-20         | 1702-0173 <sup>2</sup> | 1702-0178 <sup>1</sup> |
| YZ450F 08-19          | 1702-0173 <sup>2</sup> | 1702-0178 <sup>1</sup> |
| YZ450F 20-23          | -                      | 1702-0178 <sup>1</sup> |

- 1 - ONE CALIPER PISTON INCLUDED
- 2 - TWO CALIPER PISTONS INCLUDED

**REAR BRAKE CALIPER COOLER**

**\$36<sup>95</sup>**

- Allows the use of the stock bleeder bolt
- Aluminum surface area contacting caliper to transfer heat away
- Larger fin surface area dissipates heat
- Available in blue, orange and silver for KTM/Husky/Euro models
- Available in silver for Honda/Kawasaki/Suzuki/Yamaha models



| DESCRIPTION                         | PART #    |
|-------------------------------------|-----------|
| <b>KTM/HUSKY/EURO</b>               |           |
| BLUE                                | 1701-0598 |
| ORANGE                              | 1701-0599 |
| SILVER                              | 1701-0597 |
| <b>HONDA/KAWASAKI/SUZUKI/YAMAHA</b> |           |
| SILVER                              | 1701-0600 |



COLE WHITMER



**BRAKE COOLING EXTENSIONS**

**\$23.95**



- CNC machined from 6061-T6 aluminum
- Increase the volume of rear brake reservoir to provide additional cooling and performance
- More aluminum surface area contacting caliper to transfer far more heat away
- Reduced brake fluid temperature and keeps braking performance stable
- Allows your rear brake system to perform better in hot and extended riding conditions
- Larger fin surface area dissipates heat
- It allows the use of the stock bleeder bolt

| BRAKE COOLING EXTENSIONS |           |
|--------------------------|-----------|
| MAKE/MODEL/YEAR          | PART #    |
| <b>HUSQVARNA</b>         |           |
| TC125 14-23              | 1701-0722 |
| TC125 18                 | 1701-0723 |
| TX125 17                 | 1701-0723 |
| TE125 14-16              | 1701-0722 |
| TE150 17                 | 1701-0722 |
| TE150 18-19              | 1701-0723 |
| TE150I 20-21             | 1701-0723 |
| TE150 22-23              | 1701-0725 |
| TE250 14-17              | 1701-0722 |
| TE250 18-21              | 1701-0723 |
| TE250I BRAKTEC 22-23     | 1701-0725 |
| TC250 14-23              | 1701-0722 |
| TC250 18                 | 1701-0723 |
| FC250 14-23              | 1701-0722 |
| FC250 18                 | 1701-0723 |
| FE250 14-17              | 1701-0722 |
| FE250 18-21              | 1701-0723 |
| FE250 22 BRAKTEC         | 1701-0725 |
| FX250 17                 | 1701-0722 |
| TE300I5-17               | 1701-0722 |
| TE300I 18-21             | 1701-0723 |
| TE300I 22 BRAKTEC        | 1701-0725 |
| TX125 17                 | 1701-0722 |
| TX125 18-19              | 1701-0723 |
| TX300I 22-23             | 1701-0722 |
| TX300 17                 | 1701-0722 |
| TX300 18-19              | 1701-0723 |
| TX300I 20-21             | 1701-0723 |
| TX300 24                 | 1701-0722 |
| FX350 17                 | 1701-0722 |
| FX350 18-21              | 1701-0723 |
| FX350 22-24              | 1701-0722 |
| FE350 14-17              | 1701-0722 |
| FE350 18-21              | 1701-0723 |
| FE350 BRAKTEC 22-23      | 1701-0725 |
| FC350 14-23              | 1701-0722 |
| FC350 18                 | 1701-0723 |
| FC450 14-23              | 1701-0722 |
| FC450 18                 | 1701-0723 |
| FE450 14-17              | 1701-0722 |
| FE450 18-21              | 1701-0723 |
| FE450 BRAKTEC 22-23      | 1701-0725 |
| FX450 17                 | 1701-0722 |
| FX450 18-21              | 1701-0723 |
| FX450 22-23              | 1701-0722 |
| FE501 14-17              | 1701-0722 |
| FE501 18-21              | 1701-0723 |
| FE501 22-23              | 1701-0725 |

**BRAKE COOLING EXTENSIONS (CON'T)**

| MAKE/MODEL/YEAR   | PART #    |
|-------------------|-----------|
| <b>KTM</b>        |           |
| 125SX 04-23       | 1701-0721 |
| 125 EXC 04-17     | 1701-0721 |
| 125XC-W 17-18     | 1701-0721 |
| 150SX '07-22      | 1701-0721 |
| 150XC-W 17-19     | 1701-0721 |
| 150XC-F 04-21     | 1701-0721 |
| 150 EXC TPI 20-23 | 1701-0721 |
| 200EXC 04-16      | 1701-0721 |
| 250XC TPI 20-23   | 1701-0721 |
| 250XC 24          | 1701-0721 |
| 250XC-F 14-24     | 1701-0721 |
| 250EXC 04-18      | 1701-0721 |
| 250EXC TPI 18-23  | 1701-0721 |
| 250EXC-F 04-23    | 1701-0721 |
| 250SX 04-23       | 1701-0721 |
| 250 SX-F 04-23    | 1701-0721 |
| 300XC 14-23       | 1701-0721 |
| 300XC TPI 20-23   | 1701-0721 |
| 300EXC 04-18      | 1701-0721 |
| 300EXC TPI 18-23  | 1701-0721 |
| 300SX 23-24       | 1701-0721 |
| 350XC-F 12-23     | 1701-0721 |
| 350EXC-F 10-23    | 1701-0721 |
| 350 SX-F 10-23    | 1701-0721 |
| 400EXC '04-11     | 1701-0721 |
| 450 SX-F 04-23    | 1701-0721 |
| 450XC-F 13-23     | 1701-0721 |
| 450EXC-F '04-23   | 1701-0721 |
| 500EXC 12-23      | 1701-0721 |
| 505 SX-F 08-09    | 1701-0721 |
| 525EXC 04-07      | 1701-0721 |
| 530EXC 06-12      | 1701-0721 |



RYDER LAFFERTY

APPAREL

HELMETS & GOGGLES

RIDER ARMOR

OUTERWEAR

YOUTH

LUGGAGE & PACKS

BIKE BODY

BIKE CONTROLS

BIKE SUSPENSION

BIKE BRAKING

BIKE DRIVE

BIKE BEARINGS

BIKE ENGINE

BIKE ELECTRICAL

BIKE EXHAUST

BIKE WHEELS

BICYCLE

GARAGE & PROMO

SIZING CHART



**STAINLESS STEEL BRAIDED BRAKE LINES**

\$46<sup>95</sup> - \$69<sup>95</sup>

- Swivel union ends are the secret to easier fitting, and ensure a kink and stress free installation
- Venhill Engineering in the UK makes Moose Racing® Stainless Steel Brake Lines to the highest specifications
- Each line is made from top quality PTFE coated hose, wrapped with British made stainless steel, and PVC coated for protection and great looks
- Rubber protection boots and extra rigid tubing are used to protect vulnerable areas from heat and impact and to prevent hose flex under compression
- Each line is designed to withstand a minimum of 14,000 PSI
- Installing our stainless lines gives a large performance increase by significantly reducing expansion under pressure, and absorption of water when compared to stock rubber hoses



| STAINLESS STEEL BRAIDED BRAKE LINES |            |           |
|-------------------------------------|------------|-----------|
| MAKE/MODEL/YEAR                     | FRONT LINE | REAR LINE |
| <b>HONDA</b>                        |            |           |
| CR85 05-07                          | 1741-0975  | -         |
| CR85R/EXPERT 05-07                  | 1741-0975  | -         |
| CR125/250/500R 87-94                | -          | MH02-2014 |
| CR125/250/500R 95-97                | MH02-1043  | MH02-2014 |
| CR125/250/500R 98-01                | MH02-1043  | -         |
| CR125/250R 02-04                    | MH02-1043  | MH02-2023 |
| CR125/250 05-07                     | MH02-1043  | 1741-0978 |
| CRF150R 6 RB 07-22                  | 1741-1433  | -         |
| CRF250R 04-07                       | MH02-1043  | 1741-0978 |
| CRF250R 08                          | MH02-1043  | -         |
| CRF250X 04-17                       | -          | 1741-0978 |
| CRF450R 02-04                       | MH02-1043  | MH02-2027 |
| CRF450R 05-08                       | MH02-1043  | 1741-0252 |
| CRF450X 05-17                       | -          | 1741-0252 |
| <b>HUSABERG</b>                     |            |           |
| TE125 12-13                         | MK01-1028  | 1741-0258 |
| FE250 13-14                         | MK01-1028  | 1741-0258 |
| TE250 11-14                         | MK01-1028  | 1741-0258 |
| TE300 11-14                         | MK01-1028  | 1741-0258 |
| FE350 13-14                         | MK01-1028  | 1741-0258 |
| FE390 10-12                         | MK01-1028  | 1741-0258 |
| FE450 04-14                         | MK01-1028  | 1741-0258 |
| FS450C 04-06                        | MK01-1028  | -         |
| FS450E 04-06                        | MK01-1028  | -         |
| FX450 10-12                         | MK01-1028  | 1741-0258 |
| FE501 13-14                         | MK01-1028  | 1741-0258 |
| FE570 09-12                         | MK01-1028  | 1741-0258 |
| <b>HUSQVARNA</b>                    |            |           |
| TC125 14-17 / 19-21                 | MK01-1027  | -         |
| TE125 14-16                         | MK01-1028  | -         |
| FC250 14-17 / 19-21                 | MK01-1027  | -         |
| FE250 14-16                         | MK01-1028  | -         |
| TC250 14-17 / 19-21                 | MK01-1027  | -         |
| TE250 14-16                         | MK01-1028  | -         |
| TE300 14-16                         | MK01-1028  | -         |
| FC350 14-17 / 19-21                 | MK01-1027  | -         |
| FE350 14-16                         | MK01-1028  | -         |
| FE350S 15-16                        | MK01-1028  | -         |
| FC450 14-17 / 19-21                 | MK01-1027  | -         |
| FE450 14-16                         | MK01-1028  | -         |
| FE501 14-16                         | MK01-1028  | -         |
| FE501S 15-16                        | MK01-1028  | -         |
| <b>KAWASAKI</b>                     |            |           |
| KX125/250 97-03                     | MK02-1030  | -         |
| KX125 04-09                         | 1741-0165  | -         |
| KX250 04-06                         | 1741-0165  | -         |

| STAINLESS STEEL BRAIDED BRAKE LINES (CON'T)        |            |           |
|--|------------|-----------|
| MAKE/MODEL/YEAR                                    | FRONT LINE | REAR LINE |
| <b>KAWASAKI (CON'T)</b>                            |            |           |
| KX250 07-09  | 1741-0985  | -         |
| KX250F 04  | 1741-0165  | -         |
| KX250F 05  | 1741-0165  | 1741-0256 |
| KX250F 06-11                                       | 1741-0985  | 1741-0256 |
| KX450F 06-11                                       | 1741-0985  | 1741-0256 |
| KLR650 87-07                                       | -          | 1741-1871 |
| KLR650 08-18                                       | 1741-1872  | 1741-1873 |
| <b>KTM</b>   |            |           |
| 85 SX 03-12  | 1741-1869  | -         |
| 85 XC 04-09  | 1741-1869  | -         |
| 105 SX 06-12                                       | 1741-1869  | -         |
| 105 XC 08-09                                       | 1741-1869  | -         |
| 125 EXC 04-13                                      | MK01-1028  | 1741-0258 |
| 125 EXC 14-15                                      | MK01-1028  | 1741-0258 |
| 125 EXC 16   | MK01-1028  | -         |
| 125 SX 98-99                                       | -          | MK01-2007 |
| 125/200 SX 00-02                                   | MK01-1027  | MK01-2007 |
| 125/200 EXC 98-99                                  | -          | MK01-2007 |
| 125/200 EXC 400SX 00-02                            | MK01-1028  | MK01-2007 |
| 125/200 EXC 03                                     | MK01-1028  | -         |
| 125 SX 03  | MK01-1027  | -         |
| 125/200 SX/MXC/XC/XC-W 04-12                       | MK01-1027  | 1741-0258 |
| 125/200/250/450/505/525SX/XC/XC-W 04-09            | MK01-1027  | 1741-0258 |
| 125/200/250/400/450/530EXC/EXC-G/EXC-R/XCR-W 04-12 | MK01-1028  | 1741-0258 |
| 125 SX 13-15                                       | MK01-1027  | 1741-0258 |
| 125 SX 16-18                                       | MK01-1027  | -         |
| 144 SX 08-09                                       | MK01-1027  | 1741-0258 |
| 150 SX 09-12                                       | MK01-1027  | 1741-0258 |
| 150 SX 13-21                                       | MK01-1027  | -         |
| 200 EXC 13-15                                      | MK01-1027  | 1741-0258 |
| 200 EXC 16   | MK01-1028  | -         |
| 200 SX 03  | MK01-1027  | -         |
| 200 XC-W 06-14                                     | MK01-1028  | 1741-0258 |
| 200 XC-W 15-16                                     | MK01-1028  | -         |
| 250 EXC 98-99                                      | -          | MK01-2007 |
| 250 EXC 00-03                                      | MK01-1028  | -         |
| 250 EXC 13-14                                      | MK01-1028  | 1741-0258 |
| 250 EXC 15-16                                      | MK01-1028  | -         |
| 250 EXC-F 13-15                                    | MK01-1028  | 1741-0258 |
| 250 EXC-F 16                                       | MK01-1028  | -         |
| 250 SX 98-99                                       | -          | MK01-2007 |
| 250 SX 00-03                                       | MK01-1027  | -         |
| 250 SX 04-12                                       | MK01-1027  | 1741-0258 |
| 250 SX 13-18                                       | MK01-1027  | -         |
| 250 SX-F 06-10                                     | MK01-1027  | 1741-0258 |
| 250 SX-F 11-21                                     | MK01-1027  | -         |
| 250 XC 06-12                                       | MK01-1028  | 1741-0258 |
| 250 XC 13-21                                       | MK01-1027  | -         |
| 250 XC-F 13-16                                     | MK01-1028  | -         |
| 250/300XC/XC-W 06                                  | MK01-1028  | 1741-0258 |
| 250/300XC/XC-W/XCF-W 07-15                         | MK01-1028  | 1741-0258 |
| 250 XCF-W 16                                       | MK01-1028  | -         |
| 250 XC-W 16  | MK01-1028  | -         |
| 300 EXC 98-99                                      | -          | MK01-2007 |
| 300 EXC 00-03                                      | MK01-1028  | MK01-2007 |
| 300EXC 04-05                                       | MK01-1028  | 1741-0258 |
| 300 EXC 06-14                                      | MK01-1028  | 1741-0258 |
| 300 EXC 15-16                                      | MK01-1028  | -         |
| 300 XC 06-15                                       | MK01-1028  | 1741-0258 |
| 300 XC 16  | MK01-1028  | -         |
| 300 XC-W 06-14                                     | MK01-1028  | 1741-0258 |
| 300 XC-W 15-16                                     | MK01-1028  | -         |
| 350 EXC-F 12                                       | MK01-1028  | -         |
| 350 EXC-F 13-16                                    | MK01-1028  | 1741-0258 |
| 350 SX-F 11-21                                     | MK01-1027  | -         |
| 350 XC-F 13-21                                     | MK01-1027  | -         |
| 350 XCF-W 13-16                                    | MK01-1028  | 1741-0258 |
| 380 SX 00-03                                       | MK01-1027  | -         |
| 450 EXC 13-16                                      | MK01-1028  | 1741-0258 |
| 450 SMR 13   | MK01-1027  | -         |
| 450 SX 03-06                                       | MK01-1027  | 1741-0258 |
| 450 SX-F 07-10                                     | MK01-1027  | 1741-0258 |
| 450 SX-F 11-21                                     | MK01-1027  | -         |
| 450 XC-F 13-21                                     | MK01-1027  | -         |
| 450 XC-W 08-12                                     | MK01-1028  | 1741-0258 |


| STAINLESS STEEL BRAIDED BRAKE LINES (CON'T) |            |           |
|---|------------|-----------|
| MAKE/MODEL/YEAR                             | FRONT LINE | REAR LINE |
| <b>KTM (CON'T)</b>                          |            |           |
| 450 XC-W 13-15                              | MK01-1028  | 1741-0258 |
| 500 EXC 13-16                               | MK01-1028  | 1741-0258 |
| 500 EXC-W 13-15                             | MK01-1028  | 1741-0258 |
| 500 XC-W 12-16                              | MK01-1028  | 1741-0258 |
| 525SX/MXC 04-05                             | MK01-1028  | 1741-0258 |
| 530 XC-W 13                                 | MK01-1028  | 1741-0258 |
| <b>SUZUKI</b>                               |            |           |
| RM85/85L 05-12                              | MS01-1035  | -         |
| RM125/250 96-98                             | -          | MS01-2026 |
| RM125/250 99-03                             | -          | MS01-2026 |
| RM125/250 04-05                             | 1741-0165  | -         |
| RM125/250 06-09                             | 1741-0985  | 1741-0261 |
| RMZ250 04-05                                | 1741-0165  | -         |
| RMZ250 06                                   | 1741-0165  | 1741-0256 |
| RMZ250 07-09                                | 1741-0985  | 1741-0988 |
| RMZ 250 10-18                               | 1741-0985  | -         |
| DRZ400E 00-07                               | -          | MS01-2027 |
| DRZ400S 00-04                               | 1741-0991  | -         |
| DRZ400SM 04-15                              | 1741-0992  | 1741-0993 |
| RMZ450 05-07                                | -          | 1741-0988 |
| RMZ450 05-07                                | 1741-0985  | 1741-0988 |
| RMZ450 13-17                                | 1741-0985  | -         |
| <b>YAMAHA</b>                               |            |           |
| YZ80/85 01-18                               | MY01-1048  | -         |
| YZ125/250/250F 98-02                        | MY01-1043  | MY01-2010 |

| STAINLESS STEEL BRAIDED BRAKE LINES (CON'T) |            |           |
|---|------------|-----------|
| MAKE/MODEL/YEAR                             | FRONT LINE | REAR LINE |
| <b>YAMAHA (CON'T)</b>                       |            |           |
| YZ125/250 03-04                             | MY01-1043  | MY01-2021 |
| YZ125/250 03-04 W/HEADLAMP                  | MY01-1046  | MY01-2021 |
| YZ125/250 05-07                             | 1741-0262  | 1741-1875 |
| YZ125/250 08-21                             | 1741-1874  | 1741-1875 |
| WR250/450F 03-04 W/HEADLAMP                 | MY01-1046  | MY01-2021 |
| WR250/450F 05-06                            | 1741-0264  | -         |
| WR250/450F 07-11                            | 1741-0264  | 1741-1875 |
| WR250F 12-13                                | 1741-0264  | 1741-1875 |
| YZ 250F 01-03                               | -          | MY01-2010 |
| YZ 250F 01-04                               | MY01-1043  | -         |
| YZ 250F 04                                  | -          | MY01-2021 |
| YZ 250F 05-08                               | 1741-0262  | -         |
| YZ 250F 06-20                               | -          | 1741-1875 |
| YZ 250F 08-09                               | 1741-1874  | -         |
| YZ250FX 15-20                               | -          | 1741-1875 |
| YZ250X 16-21                                | -          | 1741-1875 |
| YZ400/426F 99-02                            | MY01-1043  | MY01-2010 |
| WR/YZ400F/426F 99-02 W/HEADLAMP             | MY01-1046  | MY01-2010 |
| YZ/WR400F 98                                | MY01-1043  | -         |
| YZ 450F 03-04                               | MY01-1043  | -         |
| YZ 450F 05-08                               | 1741-0262  | -         |
| YZ 450F 08-09                               | 1741-1874  | -         |
| YZ 450F 03-04                               | -          | MY01-2021 |
| YZ 450F 05-19                               | -          | 1741-1875 |
| YZ450FX 16-20                               | -          | 1741-1875 |

### BANJO WASHERS

\$18<sup>95</sup> - \$19<sup>95</sup>

- Soft aluminum for a positive, secure seal when replacing banjo bolts and brake line fittings
- 10mm ID x 14mm OD
- 1mm thickness
- Sold in packs of 25



|                        |           |
|------------------------|-----------|
| ALUMINUM BANJO WASHERS | 1742-0405 |
| COPPER BANJO WASHERS   | 1742-0708 |

### PEDAL PROTECTOR

\$9<sup>95</sup>

- Keeps trailside nasties from wedging between the shifter/brake pedal and engine cases
- Sturdy cable helps prevent rocks and stumps from bending pedals
- Includes three wires and clamps



|                 |      |
|-----------------|------|
| PEDAL PROTECTOR | MH05 |
|-----------------|------|

### BRAKE BLEEDER CAPS

\$7<sup>95</sup>

- Replace missing or cracked bleeder caps
- Keep mud and dust out of your brake lines
- High-temp resistant materials and universal fitment make these caps a convenient replacement
- Sold in packs of two
- Made in the USA



|                    |           |
|--------------------|-----------|
| BRAKE BLEEDER CAPS | 1731-0073 |
|--------------------|-----------|



HEATH HARRISON  
2023 LORETTA LYNN'S JUNIOR (25+)  
CHAMPION

APPAREL

HELMETS & GOGGLES

RIDER ARMOR

OUTERWEAR

YOUTH

LUGGAGE & PACKS

BIKE BODY

BIKE CONTROLS

BIKE SUSPENSION

BIKE BRAKING

BIKE DRIVE

BIKE BEARINGS

BIKE ENGINE

BIKE ELECTRICAL

BIKE EXHAUST

BIKE WHEELS

BICYCLE

GARAGE & PROMO

SIZING CHART



**520 FB-RING CHAIN** **\$113.95 - \$132.95**

- Top of the line, strongest, most durable sealed chain we offer
- Fine Blanking (FB), an incredibly precise manufacturing process that yields perfectly cut links
- Tight tolerances make the plate, pin, and bushing union accurate and strong
- Accuracy of the cuts and the use of stronger alloyed steel gives the FB the highest tensile strength rating of nearly 8,000 lbs
- Special sealing rings are chemically treated to gain strength and reduce friction
- The FB treatment allows the O-rings to be impregnated with grease
- FB rings are stronger and more durable than X-rings, with significantly less friction
- Gold links and rollers, silver inner plates, pins and bushings
- Clip-type connecting link included
- CC recommended / average tensile load 450cc & above / 7,937 lbs
- Replacement connecting M link available - retail \$6.95

| # LINKS | PART #    |
|---------|-----------|
| 100     | 1222-0099 |
| 110     | 1222-0100 |
| 114     | 1222-0101 |
| 116     | 1222-0102 |
| 120     | 1222-0103 |
| M LINK  | 1225-0056 |



**520 HPO O-RING CHAIN** **\$78.95 - \$101.95**

- O-ring chain
- Extra high-tensile strength link plates
- Rust-resistant nickel-plated side plates
- Vacuum injected greased chain
- Solid bushings
- Clip-type connecting link included
- CC recommended / average tensile load - 350-450cc / 7,496 lbs
- Replacement connecting M link available - retail \$5.95

| # LINKS | PART #      |
|---------|-------------|
| 84      | M573-00-84  |
| 86      | M573-00-86  |
| 88      | M573-00-88  |
| 90      | M573-00-90  |
| 96      | M573-00-96  |
| 100     | M573-00-100 |
| 110     | M573-00-110 |
| 112     | M573-00-112 |
| 114     | M573-00-114 |
| 116     | M573-00-116 |
| 120     | M573-00-120 |
| M LINK  | M573-00-01  |



**520 RXP PRO-MX CHAIN** **\$69.95 - \$81.95**

- Non-O-Ring chain
- Designed specifically for motocross racing applications
- High-tensile strength nickel-plated inner link plates
- High-tensile rust-resistant gold plated side plates
- Clip-type connecting link included
- CC recommended / average tensile load - 125-350cc / 7,937 lbs
- Replacement connecting M link available - retail \$4.95

| # LINKS | PART #      |
|---------|-------------|
| 96      | M574-00-96  |
| 100     | M574-00-100 |
| 110     | M574-00-110 |
| 112     | M574-00-112 |
| 114     | M574-00-114 |
| 116     | M574-00-116 |
| 120     | M574-00-120 |
| M LINK  | M574-00-01  |



**428 RX PRO-MX CHAIN** **\$29.95 - \$41.95**

- Non-O-Ring chain
- Designed specifically for high-powered, mini-racing machines
- High-tensile strength nickel-plated inner link plates
- High-tensile rust-resistant gold plated side plates
- Solid rollers
- Clip-type connecting link included
- CC recommended / average tensile load - 80-125cc / 5,071 lbs
- Replacement connecting M link available - retail \$4.95

| # LINKS | PART #      |
|---------|-------------|
| 90      | M575-00-90  |
| 96      | M575-00-96  |
| 100     | M575-00-100 |
| 110     | M575-00-110 |
| 114     | M575-00-114 |
| 116     | M575-00-116 |
| 120     | M575-00-120 |
| 130     | M575-00-130 |
| M LINK  | M575-00-01  |





**420 RXP PRO-MX CHAIN**

**\$22.<sup>95</sup> - \$31.<sup>95</sup>**

- Non-O-Ring chain
- Designed specifically for mini-racing machines
- High-tensile strength nickel-plated inner link plates
- High-tensile rust-resistant gold plated side plates
- Solid rollers
- Clip-type connecting link included
- CC recommended / average tensile load - 50-80cc / 4,409 lbs
- Replacement connecting M link available - retail \$4.95

| # LINKS | PART #      |
|---------|-------------|
| 90      | M576-00-90  |
| 96      | M576-00-96  |
| 100     | M576-00-100 |
| 110     | M576-00-110 |
| 114     | M576-00-114 |
| 116     | M576-00-116 |
| 120     | M576-00-120 |
| 130     | M576-00-130 |
| M LINK  | M576-00-01  |



LIAM DRAPER

APPAREL

HELMETS & GOGGLES

RIDER ARMOR

OUTERWEAR

YOUTH

LUGGAGE & PACKS

BIKE BODY

BIKE CONTROLS

BIKE SUSPENSION

BIKE BRAKING

**BIKE DRIVE**

BIKE BEARINGS

BIKE ENGINE

BIKE ELECTRICAL

BIKE EXHAUST

BIKE WHEELS

BICYCLE

GARAGE & PROMO

SIZING CHART



**DUAL SPROCKETS**

**\$69<sup>95</sup>**

- Designed to outlast standard aluminum rear sprockets and is much lighter than steel rear sprockets
- Inner ring is made from 7075 T6 aluminum and the outer ring is made from heavy duty steel
- Self-cleaning mud grooves between each tooth to prevent dirt build up
- Inner rings are anodized; available in black, silver, blue, red, orange or green

**DUAL SPROCKETS**

| FITS MODEL                       | STANDARD GEARING | REAR SIZE | PART #    | COLOR  |
|----------------------------------|------------------|-----------|-----------|--------|
| <b>BETA</b>                      |                  |           |           |        |
| 250RR 05-12                      | 14/52            | 48        | 1210-1508 | BLACK  |
| 350RR 11-12                      | 13/49            | 48        | 1210-1509 | SILVER |
| 400RR 05-09                      | 14/50            | 49        | 1210-1510 | BLACK  |
| 400RR 10-12                      | 13/50            | 49        | 1210-1511 | SILVER |
| 450RR 05-09                      | 14/50            | 50        | 1210-1512 | BLACK  |
| 450RR 10-12                      | 13/48            | 50        | 1210-1513 | SILVER |
| 498RR 12                         | 13/48            |           |           |        |
| 520RR 10-14                      | 13/48            |           |           |        |
| 525RR 05-09                      | 14/50            |           |           |        |
| <b>GAS GAS</b>                   |                  |           |           |        |
| 125 01-11                        | -                | 48        | 1210-1508 | BLACK  |
|                                  | -                | 48        | 1210-1509 | SILVER |
|                                  | -                | 49        | 1210-1510 | BLACK  |
|                                  | -                | 49        | 1210-1511 | SILVER |
|                                  | -                | 50        | 1210-1512 | BLACK  |
|                                  | -                | 50        | 1210-1513 | SILVER |
| 200/250/300/450/515 97-12        | -                | 48        | 1210-1508 | BLACK  |
|                                  | -                | 48        | 1210-1509 | SILVER |
|                                  | -                | 49        | 1210-1510 | BLACK  |
|                                  | -                | 49        | 1210-1511 | SILVER |
|                                  | -                | 50        | 1210-1512 | BLACK  |
|                                  | -                | 50        | 1210-1513 | SILVER |
| MC/MC-F 125/250/350/450 21 (ALL) | -                | 48        | 1210-1514 | BLACK  |
|                                  | -                | 48        | 1210-1515 | SILVER |
|                                  | -                | 48        | 1210-2642 | RED    |
|                                  | -                | 49        | 1210-1517 | BLACK  |
|                                  | -                | 49        | 1210-1518 | SILVER |
|                                  | -                | 49        | 1210-2643 | RED    |
|                                  | -                | 50        | 1210-1520 | BLACK  |
|                                  | -                | 50        | 1210-1521 | SILVER |
|                                  | -                | 50        | 1210-2644 | RED    |
|                                  | -                | 51        | 1210-1523 | BLACK  |
|                                  | -                | 51        | 1210-1524 | SILVER |
|                                  | -                | 51        | 1210-2645 | RED    |
|                                  | -                | 52        | 1210-1526 | BLACK  |
|                                  | -                | 52        | 1210-1527 | SILVER |
|                                  | -                | 52        | 1210-2646 | RED    |
| <b>HONDA</b>                     |                  |           |           |        |
| CR125R 87-96                     | 13/51            | 48        | 1210-1460 | BLACK  |
| CR125R 97                        | -                | 48        | 1210-1461 | SILVER |
| CR125R 98-99                     | 13/51            | 48        | 1210-1462 | RED    |
| CR125R 00-01                     | 13/52            | 49        | 1210-1463 | BLACK  |
| CR125R 02                        | 13/51            | 49        | 1210-1464 | SILVER |
| CR125R 03                        | 13/52            | 49        | 1210-1465 | RED    |
| CR125R 04                        | 13/53            | 50        | 1210-1466 | BLACK  |
| CR125R 05-07                     | 13/52            | 50        | 1210-1467 | SILVER |
|                                  |                  | 50        | 1210-1468 | RED    |
|                                  |                  | 51        | 1210-1469 | BLACK  |
|                                  |                  | 51        | 1210-1470 | SILVER |
|                                  |                  | 51        | 1210-1471 | RED    |
|                                  |                  | 52        | 1210-1472 | BLACK  |
|                                  |                  | 52        | 1210-1473 | SILVER |
|                                  |                  | 52        | 1210-1474 | RED    |

**DUAL SPROCKETS (CON'T)**

| FITS MODEL                        | STANDARD GEARING | REAR SIZE | PART #    | COLOR  |
|-----------------------------------|------------------|-----------|-----------|--------|
| <b>HONDA (CON'T)</b>              |                  |           |           |        |
| CR250R 84-85                      | 14/53            | 48        | 1210-1460 | BLACK  |
| CR250R 86-87                      | 14/51            | 48        | 1210-1461 | SILVER |
| CR250R 88-91                      | 14/51            | 48        | 1210-1462 | RED    |
| CR250R 92-95                      | 13/49            | 49        | 1210-1463 | BLACK  |
| CR250R 96-01                      | 13/50            | 49        | 1210-1464 | SILVER |
| CR250R 02-03                      | 13/48            | 49        | 1210-1465 | RED    |
| CR250R 04                         | 13/50            | 50        | 1210-1466 | BLACK  |
| CR250R 05-07                      | 13/49            | 50        | 1210-1467 | SILVER |
|                                   |                  | 50        | 1210-1468 | RED    |
|                                   |                  | 51        | 1210-1469 | BLACK  |
|                                   |                  | 51        | 1210-1470 | SILVER |
|                                   |                  | 51        | 1210-1471 | RED    |
|                                   |                  | 52        | 1210-1472 | BLACK  |
|                                   |                  | 52        | 1210-1473 | SILVER |
|                                   |                  | 52        | 1210-1474 | RED    |
| CRF250R 04-10                     | 13/51            | 48        | 1210-1460 | BLACK  |
| CRF250R 11-21/<br>CRF250RX 19-21  | 13/48            | 48        | 1210-1461 | SILVER |
| CRF250X 04-09/12-13/15-17         | 14/53            | 48        | 1210-1462 | RED    |
| XR250R 96-04                      | 13/48            | 49        | 1210-1463 | BLACK  |
| XR400R 96-04                      | 15/45            | 49        | 1210-1464 | SILVER |
|                                   |                  | 49        | 1210-1465 | RED    |
|                                   |                  | 50        | 1210-1466 | BLACK  |
|                                   |                  | 50        | 1210-1467 | SILVER |
|                                   |                  | 50        | 1210-1468 | RED    |
|                                   |                  | 51        | 1210-1469 | BLACK  |
|                                   |                  | 51        | 1210-1470 | SILVER |
|                                   |                  | 51        | 1210-1471 | RED    |
|                                   |                  | 52        | 1210-1472 | BLACK  |
|                                   |                  | 52        | 1210-1473 | SILVER |
|                                   |                  | 52        | 1210-1474 | RED    |
| CRF450R 02-03                     | 13/50            | 48        | 1210-1460 | BLACK  |
| CRF450R 09-21/<br>CRF450RWE 19-21 | 13/48            | 48        | 1210-1461 | SILVER |
| CRF450X 05-09/12-17/19-21         | 13/51            | 48        | 1210-1462 | RED    |
|                                   |                  | 49        | 1210-1463 | BLACK  |
|                                   |                  | 49        | 1210-1464 | SILVER |
|                                   |                  | 49        | 1210-1465 | RED    |
|                                   |                  | 50        | 1210-1466 | BLACK  |
|                                   |                  | 50        | 1210-1467 | SILVER |
|                                   |                  | 50        | 1210-1468 | RED    |
| CR500R 86-87                      | 14/51            | 48        | 1210-1460 | BLACK  |
| CR500R 88-91                      | 14/51            | 48        | 1210-1461 | SILVER |
| CR500R 92-01                      | 14/49            | 48        | 1210-1462 | RED    |
| XR650R 00-07                      | 14/48            | 49        | 1210-1463 | BLACK  |
|                                   |                  | 49        | 1210-1464 | SILVER |
|                                   |                  | 49        | 1210-1465 | RED    |
|                                   |                  | 50        | 1210-1466 | BLACK  |
|                                   |                  | 50        | 1210-1467 | SILVER |

**DUAL SPROCKETS (CON'T)**

| FITS MODEL                        | STANDARD GEARING | REAR SIZE | PART #    | COLOR  |
|-----------------------------------|------------------|-----------|-----------|--------|
| <b>HONDA (CON'T)</b>              |                  |           |           |        |
|                                   |                  | 50        | 1210-1468 | RED    |
|                                   |                  | 51        | 1210-1469 | BLACK  |
|                                   |                  | 51        | 1210-1470 | SILVER |
|                                   |                  | 51        | 1210-1471 | RED    |
|                                   |                  | 52        | 1210-1472 | BLACK  |
|                                   |                  | 52        | 1210-1473 | SILVER |
|                                   |                  | 52        | 1210-1474 | RED    |
| <b>HUSABERG</b>                   |                  |           |           |        |
| TE 125/250/300 11-13              | 13/50            | 48        | 1210-1514 | BLACK  |
| FE 250 13-14                      | 14/50            | 48        | 1210-1515 | SILVER |
| FE350/390/450 09-13               | 13/52            | 48        | 1210-1516 | ORANGE |
| FE501 13-15                       | 14/52            | 49        | 1210-1517 | BLACK  |
| FE570 09-12                       | 13/52            | 49        | 1210-1518 | SILVER |
|                                   |                  | 49        | 1210-1519 | ORANGE |
|                                   |                  | 50        | 1210-1520 | BLACK  |
|                                   |                  | 50        | 1210-1521 | SILVER |
|                                   |                  | 50        | 1210-1522 | ORANGE |
|                                   |                  | 51        | 1210-1523 | BLACK  |
|                                   |                  | 51        | 1210-1524 | SILVER |
|                                   |                  | 51        | 1210-1525 | ORANGE |
|                                   |                  | 52        | 1210-1526 | BLACK  |
|                                   |                  | 52        | 1210-1527 | SILVER |
|                                   |                  | 52        | 1210-1528 | ORANGE |
| <b>HUSQVARNA</b>                  |                  |           |           |        |
| 2-STROKES W/6-SPLINE SHAFT 95-13  | -                | 48        | 1210-1508 | BLACK  |
| 4-STROKES W/12-SPLINE SHAFT 95-13 | -                | 48        | 1210-1509 | SILVER |
|                                   |                  | 49        | 1210-1510 | BLACK  |
|                                   |                  | 49        | 1210-1511 | SILVER |
|                                   |                  | 50        | 1210-1512 | BLACK  |
|                                   |                  | 50        | 1210-1513 | SILVER |
| TC/TE 125 14-21                   | -                | 48        | 1210-1514 | BLACK  |
| FC/FE 250 14-21                   | -                | 48        | 1210-1515 | SILVER |
| TC/TE 250 14-21                   | -                | 48        | 1210-1516 | ORANGE |
| TE 300 14-21                      | -                | 49        | 1210-1517 | BLACK  |
| FC/FE 350 14-18                   | -                | 49        | 1210-1518 | SILVER |
| FC/FE 450 14-21                   | -                | 49        | 1210-1519 | ORANGE |
| FE 501 14-15/16-21                | -                | 50        | 1210-1520 | BLACK  |
|                                   |                  | 50        | 1210-1521 | SILVER |
|                                   |                  | 50        | 1210-1522 | ORANGE |
|                                   |                  | 51        | 1210-1523 | BLACK  |
|                                   |                  | 51        | 1210-1524 | SILVER |
|                                   |                  | 51        | 1210-1525 | ORANGE |
|                                   |                  | 52        | 1210-1526 | BLACK  |
|                                   |                  | 52        | 1210-1527 | SILVER |
|                                   |                  | 52        | 1210-1528 | ORANGE |
| <b>KAWASAKI</b>                   |                  |           |           |        |
| KX125 82                          | 13/51            | 48        | 1210-1490 | BLACK  |
| KX125 83                          | 13/50            | 48        | 1210-1491 | GREEN  |
| KX125 85-89                       | -12/47           | 49        | 1210-1492 | BLACK  |
| KX125 90-91                       | -12/48           | 49        | 1210-1493 | GREEN  |
| KX125 92-95                       | -12/49           | 50        | 1210-1494 | BLACK  |
| KX125 96-97                       | 13/50            | 50        | 1210-1495 | GREEN  |
| KX125 98-99                       | -12/48           | 51        | 1210-1496 | BLACK  |
| KX125 00-02                       | -12/49           | 51        | 1210-1497 | GREEN  |
| KX125 03-05                       | 13/51            | 52        | 1210-1498 | BLACK  |
|                                   |                  | 52        | 1210-1499 | GREEN  |
| KDX200/220 89-06                  | 13/47            | 48        | 1210-1490 | BLACK  |
| KX250 85                          | 14/50            | 48        | 1210-1491 | GREEN  |
| KX250 87-89                       | 14/47            | 49        | 1210-1492 | BLACK  |
| KX250 90-91                       | 14/48            | 49        | 1210-1493 | GREEN  |
| KX250 92-97                       | 14/49            | 50        | 1210-1494 | BLACK  |
| KX250 98                          | 13/48            | 50        | 1210-1495 | GREEN  |
| KDX250 91-94                      | 13/47            | 51        | 1210-1496 | BLACK  |
| KX250 99                          | 13/48            | 51        | 1210-1497 | GREEN  |
| KX250 00                          | 14/47            | 52        | 1210-1498 | BLACK  |
| KX250 01                          | 14/48            | 52        | 1210-1499 | GREEN  |
| KX250 02-04                       | 13/49            |           |           |        |
| KX250 05-07                       | 13/51            |           |           |        |
| KX250F 04-10                      | 13/48            | 48        | 1210-1490 | BLACK  |
| KX250F 11-20/KX 250 F/250X 21     | 13/50            | 50        | 1210-1495 | GREEN  |
|                                   |                  | 49        | 1210-1492 | BLACK  |
|                                   |                  | 49        | 1210-1493 | GREEN  |
|                                   |                  | 50        | 1210-1494 | BLACK  |

**DUAL SPROCKETS (CON'T)**

| FITS MODEL  | STANDARD GEARING | REAR SIZE | PART #    | COLOR  |
|---|------------------|-----------|-----------|--------|
| <b>KAWASAKI (CON'T)</b>   |                  |           |           |        |
|   |                  | 50        | 1210-1495 | GREEN  |
|   |                  | 51        | 1210-1496 | BLACK  |
|   |                  | 51        | 1210-1497 | GREEN  |
|   |                  | 52        | 1210-1498 | BLACK  |
|   |                  | 52        | 1210-1499 | GREEN  |
| KLX250/300 94-02  | 14/50            | 48        | 1210-1490 | BLACK  |
| KLX250S 09-21   | 13/50            | 50        | 1210-1494 | BLACK  |
| KLX250SF MOTARD 09-10   | 14/42            | 49        | 1210-1492 | BLACK  |
| KLX300R 03-07/20-21   | 14/50            | 49        | 1210-1493 | GREEN  |
|   |                  | 50        | 1210-1494 | BLACK  |
|   |                  | 50        | 1210-1495 | GREEN  |
|   |                  | 51        | 1210-1496 | BLACK  |
|   |                  | 51        | 1210-1497 | GREEN  |
|   |                  | 52        | 1210-1498 | BLACK  |
|   |                  | 52        | 1210-1499 | GREEN  |
| KLX400R/SR 03   | 14/47            | 48        | 1210-1500 | BLACK  |
|   |                  | 48        | 1210-1501 | SILVER |
|   |                  | 49        | 1210-1502 | BLACK  |
|   |                  | 49        | 1210-1503 | SILVER |
|   |                  | 50        | 1210-1504 | BLACK  |
|   |                  | 50        | 1210-1505 | SILVER |
|   |                  | 51        | 1210-1506 | BLACK  |
|   |                  | 51        | 1210-1507 | SILVER |
| KX450F 06-18/KX450 19-21/KX450X 21  | 13/50            | 48        | 1210-1490 | BLACK  |
| KLX450R 08-09 18-19   | 13/50            | 48        | 1210-1491 | GREEN  |
|   |                  | 49        | 1210-1492 | BLACK  |
|   |                  | 49        | 1210-1493 | GREEN  |
|   |                  | 50        | 1210-1494 | BLACK  |
|   |                  | 50        | 1210-1495 | GREEN  |
|   |                  | 51        | 1210-1496 | BLACK  |
|   |                  | 51        | 1210-1497 | GREEN  |
|   |                  | 52        | 1210-1498 | BLACK  |
|   |                  | 52        | 1210-1499 | GREEN  |
| KX500 83  | 14/43            | 48        | 1210-1490 | BLACK  |
| KX500 85  | 14/46            | 48        | 1210-1491 | GREEN  |
| KX500 86  | 14/48            | 49        | 1210-1492 | BLACK  |
| KX500 87-04   | 14/47            | 49        | 1210-1493 | GREEN  |
|   |                  | 50        | 1210-1494 | BLACK  |
|   |                  | 50        | 1210-1495 | GREEN  |
|   |                  | 51        | 1210-1496 | BLACK  |
|   |                  | 51        | 1210-1497 | GREEN  |
|   |                  | 52        | 1210-1498 | BLACK  |
|   |                  | 52        | 1210-1499 | GREEN  |
| <b>KTM</b>  |                  |           |           |        |
| 4-STROKES 90-97 (ALL)   | -                | 48        | 1210-1514 | BLACK  |
|   |                  | 48        | 1210-1515 | SILVER |
|   |                  | 48        | 1210-1516 | ORANGE |
|   |                  | 49        | 1210-1517 | BLACK  |
|   |                  | 49        | 1210-1518 | SILVER |
|   |                  | 49        | 1210-1519 | ORANGE |
|   |                  | 50        | 1210-1520 | BLACK  |
|   |                  | 50        | 1210-1521 | SILVER |
|   |                  | 50        | 1210-1522 | ORANGE |
|   |                  | 51        | 1210-1523 | BLACK  |
|   |                  | 51        | 1210-1524 | SILVER |
|   |                  | 51        | 1210-1525 | ORANGE |
|   |                  | 52        | 1210-1526 | BLACK  |
|   |                  | 52        | 1210-1527 | SILVER |
|   |                  | 52        | 1210-1528 | ORANGE |
| 125/144/150/200/250/300/350/360/380/400 450/525/530 SX,EXC, XC/XC-W/TPI 90-21 | -                | 48        | 1210-1514 | BLACK  |
|   |                  | 48        | 1210-1515 | SILVER |
|   |                  | 48        | 1210-1516 | ORANGE |
|   |                  | 49        | 1210-1517 | BLACK  |
|   |                  | 49        | 1210-1518 | SILVER |
|   |                  | 49        | 1210-1519 | ORANGE |
|   |                  | 50        | 1210-1520 | BLACK  |
|   |                  | 50        | 1210-1521 | SILVER |
|   |                  | 50        | 1210-1522 | ORANGE |
|   |                  | 51        | 1210-1523 | BLACK  |
|   |                  | 51        | 1210-1524 | SILVER |
|   |                  | 51        | 1210-1525 | ORANGE |
|   |                  | 52        | 1210-1526 | BLACK  |
|   |                  | 52        | 1210-1527 | SILVER |
|   |                  | 52        | 1210-1528 | ORANGE |

CONTINUED ON NEXT PAGE

APPAREL

HELMETS & GOGGLES

RIDER ARMOR

OUTERWEAR

YOUTH

LUGGAGE & PACKS

BIKE BODY

BIKE CONTROLS

BIKE SUSPENSION

BIKE BRAKING

BIKE DRIVE

BIKE BEARINGS

BIKE ENGINE

BIKE ELECTRICAL

BIKE EXHAUST

BIKE WHEELS

BICYCLE

GARAGE & PROMO

SIZING CHART



| DUAL SPROCKETS (CON'T)  |                  |           |           |        |
|-------------------------|------------------|-----------|-----------|--------|
| FITTS MODEL             | STANDARD GEARING | REAR SIZE | PART #    | COLOR  |
| <b>KTM (CON'T)</b>      |                  |           |           |        |
|                         |                  | 52        | 1210-1527 | SILVER |
|                         |                  | 52        | 1210-1528 | ORANGE |
| 250 EXC 4-STROKE 03-06  | 14/52            | 48        | 1210-1514 | BLACK  |
| 250SXF 05-21            | 13/48            | 48        | 1210-1515 | SILVER |
|                         |                  | 48        | 1210-1516 | ORANGE |
|                         |                  | 49        | 1210-1517 | BLACK  |
|                         |                  | 49        | 1210-1518 | SILVER |
|                         |                  | 49        | 1210-1519 | ORANGE |
|                         |                  | 50        | 1210-1520 | BLACK  |
|                         |                  | 50        | 1210-1521 | SILVER |
|                         |                  | 50        | 1210-1522 | ORANGE |
|                         |                  | 51        | 1210-1523 | BLACK  |
|                         |                  | 51        | 1210-1524 | SILVER |
|                         |                  | 51        | 1210-1525 | ORANGE |
|                         |                  | 52        | 1210-1526 | BLACK  |
|                         |                  | 52        | 1210-1527 | SILVER |
|                         |                  | 52        | 1210-1528 | ORANGE |
| 400 LC4, RXC 93-02      | 14/50            | 48        | 1210-1514 | BLACK  |
| 400 SX, EXC 00-02       | 14/50            | 48        | 1210-1515 | SILVER |
| 400 XC-W 09-10          | -                | 48        | 1210-1516 | ORANGE |
| 440 EXC, MXC 94-95      | 14/48            | 49        | 1210-1517 | BLACK  |
|                         |                  | 49        | 1210-1518 | SILVER |
|                         |                  | 49        | 1210-1519 | ORANGE |
|                         |                  | 50        | 1210-1520 | BLACK  |
|                         |                  | 50        | 1210-1521 | SILVER |
|                         |                  | 50        | 1210-1522 | ORANGE |
|                         |                  | 51        | 1210-1523 | BLACK  |
|                         |                  | 51        | 1210-1524 | SILVER |
|                         |                  | 51        | 1210-1525 | ORANGE |
|                         |                  | 52        | 1210-1526 | BLACK  |
|                         |                  | 52        | 1210-1527 | SILVER |
|                         |                  | 52        | 1210-1528 | ORANGE |
| 450SX-F/XC-F 03-21      | 14/52            | 48        | 1210-1514 | BLACK  |
| 450EXC/XC-W 03-21       | 14/51            | 48        | 1210-1515 | SILVER |
| 450MXC/XC 03-06         | 14/50            | 48        | 1210-1516 | ORANGE |
| 450EXC-R 08-11          | 14/45            | 49        | 1210-1517 | BLACK  |
| 450XCR-W 08             | 14/50            | 49        | 1210-1518 | SILVER |
|                         |                  | 49        | 1210-1519 | ORANGE |
|                         |                  | 50        | 1210-1520 | BLACK  |
|                         |                  | 50        | 1210-1521 | SILVER |
|                         |                  | 50        | 1210-1522 | ORANGE |
|                         |                  | 51        | 1210-1523 | BLACK  |
|                         |                  | 51        | 1210-1524 | SILVER |
|                         |                  | 51        | 1210-1525 | ORANGE |
|                         |                  | 52        | 1210-1526 | BLACK  |
|                         |                  | 52        | 1210-1527 | SILVER |
|                         |                  | 52        | 1210-1528 | ORANGE |
| 500 SX 92               | -                | 48        | 1210-1514 | BLACK  |
| 505SXF/XCF 07-12        | 14/52            | 48        | 1210-1515 | SILVER |
| 550 DXC, MXC 92-97      | 14/52            | 48        | 1210-1516 | ORANGE |
| 520 SX, EXC 00-02       | 14/50            | 49        | 1210-1517 | BLACK  |
| 525SX/EXC/MXC/SMC 03-07 | 14/48            | 49        | 1210-1518 | SILVER |
| 530EXC-R 08-11          | 15/45            | 49        | 1210-1519 | ORANGE |
| 530XCR-W 08-11          | 14/50            | 50        | 1210-1520 | BLACK  |
|                         |                  | 50        | 1210-1521 | SILVER |
|                         |                  | 50        | 1210-1522 | ORANGE |
|                         |                  | 51        | 1210-1523 | BLACK  |
|                         |                  | 51        | 1210-1524 | SILVER |
|                         |                  | 51        | 1210-1525 | ORANGE |
|                         |                  | 52        | 1210-1526 | BLACK  |
|                         |                  | 52        | 1210-1527 | SILVER |
|                         |                  | 52        | 1210-1528 | ORANGE |
| 600 LC4 90-93           | 15/50            | 48        | 1210-1514 | BLACK  |
| 620 LC4/DUKE/MX 94-98   | 15/50            | 48        | 1210-1515 | SILVER |
| 625 LC4/SXC/SMC 02-06   | -                | 48        | 1210-1516 | ORANGE |
| 640 LC4 99-07           | -                | 49        | 1210-1517 | BLACK  |
| 660 SMC 03-06           | -                | 49        | 1210-1518 | SILVER |
| 690 SM/SMC 07-12        | -                | 49        | 1210-1519 | ORANGE |
|                         |                  | 50        | 1210-1520 | BLACK  |
|                         |                  | 50        | 1210-1521 | SILVER |
|                         |                  | 50        | 1210-1522 | ORANGE |
|                         |                  | 51        | 1210-1523 | BLACK  |
|                         |                  | 51        | 1210-1524 | SILVER |
|                         |                  | 51        | 1210-1525 | ORANGE |
|                         |                  | 52        | 1210-1526 | BLACK  |

| DUAL SPROCKETS (CON'T) |                  |           |           |        |
|------------------------|------------------|-----------|-----------|--------|
| FITTS MODEL            | STANDARD GEARING | REAR SIZE | PART #    | COLOR  |
| <b>KTM (CON'T)</b>     |                  |           |           |        |
|                        |                  | 52        | 1210-1527 | SILVER |
|                        |                  | 52        | 1210-1528 | ORANGE |
| <b>SUZUKI</b>          |                  |           |           |        |
| RM125 80-84            | 12/51            | 48        | 1210-1500 | BLACK  |
| RM125 85               | 12/49            | 48        | 1210-1501 | SILVER |
| RM125 86-87            | 12/51            | 49        | 1210-1502 | BLACK  |
| RM125 87-91            | 13/51            | 49        | 1210-1503 | SILVER |
| RM125 92-96            | 12/49            | 50        | 1210-1504 | BLACK  |
| RM125 97-99            | 12/50            | 50        | 1210-1505 | SILVER |
| RM125 00-04            | 12/49            | 51        | 1210-1506 | BLACK  |
| RM125 05               | 12/50            | 51        | 1210-1507 | SILVER |
| RM125 06-08            | 13/51            |           |           |        |
| DR250 90-93            | 13/49            | 48        | 1210-1500 | BLACK  |
|                        |                  | 48        | 1210-1501 | SILVER |
|                        |                  | 49        | 1210-1502 | BLACK  |
|                        |                  | 49        | 1210-1503 | SILVER |
|                        |                  | 50        | 1210-1504 | BLACK  |
|                        |                  | 50        | 1210-1505 | SILVER |
|                        |                  | 51        | 1210-1506 | BLACK  |
|                        |                  | 51        | 1210-1507 | SILVER |
| DR250S 90-92           | 13/49            | 48        | 1210-1508 | BLACK  |
| DR250S 93-95           | 14/42            | 48        | 1210-1509 | SILVER |
|                        |                  | 49        | 1210-1510 | BLACK  |
|                        |                  | 49        | 1210-1511 | SILVER |
|                        |                  | 50        | 1210-1512 | BLACK  |
|                        |                  | 50        | 1210-1513 | SILVER |
| DR-Z250 01-06          | 13/49            | 48        | 1210-1500 | BLACK  |
|                        |                  | 48        | 1210-1501 | SILVER |
|                        |                  | 49        | 1210-1502 | BLACK  |
|                        |                  | 49        | 1210-1503 | SILVER |
|                        |                  | 50        | 1210-1504 | BLACK  |
|                        |                  | 50        | 1210-1505 | SILVER |
|                        |                  | 51        | 1210-1506 | BLACK  |
|                        |                  | 51        | 1210-1507 | SILVER |
| RM250 81               | 14/50            | 48        | 1210-1500 | BLACK  |
| RM250 82               | 14/49            | 48        | 1210-1501 | SILVER |
| RM250 83               | 14/50            | 49        | 1210-1502 | BLACK  |
| RM250 87-88            | 14/50            | 49        | 1210-1503 | SILVER |
| RM250 89-98            | 13/49            | 50        | 1210-1504 | BLACK  |
| RM250 99-00            | 13/48            | 50        | 1210-1505 | SILVER |
| RM250 01-08            | 13/50            | 51        | 1210-1506 | BLACK  |
| RMX250 89-98           | 13/50            | 51        | 1210-1507 | SILVER |
| RMZ250 04-06           | 13/48            | 48        | 1210-1490 | BLACK  |
|                        |                  | 48        | 1210-1491 | GREEN  |
|                        |                  | 49        | 1210-1492 | BLACK  |
|                        |                  | 49        | 1210-1493 | GREEN  |
|                        |                  | 50        | 1210-1494 | BLACK  |
|                        |                  | 50        | 1210-1495 | GREEN  |
|                        |                  | 51        | 1210-1496 | BLACK  |
|                        |                  | 51        | 1210-1497 | GREEN  |
|                        |                  | 52        | 1210-1498 | BLACK  |
|                        |                  | 52        | 1210-1499 | GREEN  |
| RMZ250 11-21           | 13/49            | 48        | 1210-1500 | BLACK  |
|                        |                  | 48        | 1210-1501 | SILVER |
|                        |                  | 49        | 1210-1502 | BLACK  |
|                        |                  | 49        | 1210-1503 | SILVER |
|                        |                  | 50        | 1210-1504 | BLACK  |
|                        |                  | 50        | 1210-1505 | SILVER |
|                        |                  | 51        | 1210-1506 | BLACK  |
|                        |                  | 51        | 1210-1507 | SILVER |
| DR350 90-99            | 14/50            | 48        | 1210-1500 | BLACK  |
| DR350SE 96-99          | 15/41            | 48        | 1210-1501 | SILVER |
|                        |                  | 49        | 1210-1502 | BLACK  |
|                        |                  | 49        | 1210-1503 | SILVER |
|                        |                  | 50        | 1210-1504 | BLACK  |
|                        |                  | 50        | 1210-1505 | SILVER |
|                        |                  | 51        | 1210-1506 | BLACK  |
|                        |                  | 51        | 1210-1507 | SILVER |
| DR350S 90-93           | 14/43            | 48        | 1210-1508 | BLACK  |
| DR350S 94-95           | 15/41            | 48        | 1210-1509 | SILVER |
|                        |                  | 49        | 1210-1510 | BLACK  |
|                        |                  | 49        | 1210-1511 | SILVER |
|                        |                  | 50        | 1210-1512 | BLACK  |
|                        |                  | 50        | 1210-1513 | SILVER |
| DR-Z400/E 00-07        | 14/47            | 48        | 1210-1500 | BLACK  |

**DUAL SPROCKETS (CON'T)**

| FITS MODEL               | STANDARD GEARING | REAR SIZE | PART #    | COLOR  |
|--------------------------|------------------|-----------|-----------|--------|
| <b>SUZUKI (CON'T)</b>    |                  |           |           |        |
| DR-Z400 SM 06-09/11-21   | 15/41            | 48        | 1210-1501 | SILVER |
| DRZ400S 00-09/11-21      | 15/44            | 49        | 1210-1502 | BLACK  |
|                          |                  | 49        | 1210-1503 | SILVER |
|                          |                  | 50        | 1210-1504 | BLACK  |
|                          |                  | 50        | 1210-1505 | SILVER |
|                          |                  | 51        | 1210-1506 | BLACK  |
|                          |                  | 51        | 1210-1507 | SILVER |
| RMZ450 05-07             | 14/49            | 48        | 1210-1500 | BLACK  |
| RMZ450 08-21             | 13/50            | 50        | 1210-1504 | SILVER |
| RMX450Z 10-21            | 13/50            | 49        | 1210-1502 | BLACK  |
|                          |                  | 49        | 1210-1503 | SILVER |
|                          |                  | 50        | 1210-1504 | BLACK  |
|                          |                  | 50        | 1210-1505 | SILVER |
|                          |                  | 51        | 1210-1506 | BLACK  |
|                          |                  | 51        | 1210-1507 | SILVER |
| <b>YAMAHA</b>            |                  |           |           |        |
| YZ125 99-21/YZ125X 20-21 | 13/48            | 48        | 1210-1475 | BLACK  |
|                          |                  | 48        | 1210-1476 | SILVER |
|                          |                  | 48        | 1210-1477 | BLUE   |
|                          |                  | 49        | 1210-1478 | BLACK  |
|                          |                  | 49        | 1210-1479 | SILVER |
|                          |                  | 49        | 1210-1480 | BLUE   |
|                          |                  | 50        | 1210-1481 | BLACK  |
|                          |                  | 50        | 1210-1482 | SILVER |
|                          |                  | 50        | 1210-1483 | BLUE   |
|                          |                  | 51        | 1210-1484 | BLACK  |
|                          |                  | 51        | 1210-1485 | SILVER |
|                          |                  | 51        | 1210-1486 | BLUE   |
|                          |                  | 52        | 1210-1487 | BLACK  |
|                          |                  | 52        | 1210-1488 | SILVER |
|                          |                  | 52        | 1210-1489 | BLUE   |
| TTR230 05-21             | 13/49            | 48        | 1210-1475 | BLACK  |
| IT250 81-83              | 13/48-50         | 48        | 1210-1476 | SILVER |
|                          |                  | 48        | 1210-1477 | BLUE   |
|                          |                  | 49        | 1210-1478 | BLACK  |
|                          |                  | 49        | 1210-1479 | SILVER |
|                          |                  | 49        | 1210-1480 | BLUE   |
|                          |                  | 50        | 1210-1481 | BLACK  |
|                          |                  | 50        | 1210-1482 | SILVER |
|                          |                  | 50        | 1210-1483 | BLUE   |
|                          |                  | 51        | 1210-1484 | BLACK  |
|                          |                  | 51        | 1210-1485 | SILVER |
|                          |                  | 51        | 1210-1486 | BLUE   |
|                          |                  | 52        | 1210-1487 | BLACK  |
|                          |                  | 52        | 1210-1488 | SILVER |
|                          |                  | 52        | 1210-1489 | BLUE   |
| YZ250 01-21              | 14/50            | 48        | 1210-1475 | BLACK  |
| YZ250X 16-21             |                  | 48        | 1210-1476 | SILVER |
|                          |                  | 48        | 1210-1477 | BLUE   |
|                          |                  | 49        | 1210-1478 | BLACK  |
|                          |                  | 49        | 1210-1479 | SILVER |
|                          |                  | 49        | 1210-1480 | BLUE   |
|                          |                  | 50        | 1210-1481 | BLACK  |
|                          |                  | 50        | 1210-1482 | SILVER |
|                          |                  | 50        | 1210-1483 | BLUE   |
|                          |                  | 51        | 1210-1484 | BLACK  |
|                          |                  | 51        | 1210-1485 | SILVER |
|                          |                  | 51        | 1210-1486 | BLUE   |
|                          |                  | 52        | 1210-1487 | BLACK  |
|                          |                  | 52        | 1210-1488 | SILVER |
|                          |                  | 52        | 1210-1489 | BLUE   |
| YZ250F 01-06             | 13/48            | 48        | 1210-1475 | BLACK  |
| YZ250F 07-21             | 13/50            | 50        | 1210-1482 | SILVER |
| WR250F 01-06             | 13/52            | 48        | 1210-1477 | BLUE   |
| WR250F 07-18             | 13/50            | 49        | 1210-1478 | BLACK  |
| YZ250FX 16-21            |                  | 49        | 1210-1479 | SILVER |
| WR250F 07-21             |                  | 49        | 1210-1480 | BLUE   |
|                          |                  | 50        | 1210-1481 | BLACK  |
|                          |                  | 50        | 1210-1482 | SILVER |
|                          |                  | 50        | 1210-1483 | BLUE   |
|                          |                  | 51        | 1210-1484 | BLACK  |
|                          |                  | 51        | 1210-1485 | SILVER |
|                          |                  | 51        | 1210-1486 | BLUE   |
|                          |                  | 52        | 1210-1487 | BLACK  |
|                          |                  | 52        | 1210-1488 | SILVER |
|                          |                  | 52        | 1210-1489 | BLUE   |

**DUAL SPROCKETS (CON'T)**

| FITS MODEL            | STANDARD GEARING | REAR SIZE | PART #    | COLOR  |
|-----------------------|------------------|-----------|-----------|--------|
| <b>YAMAHA (CON'T)</b> |                  |           |           |        |
|                       |                  | 52        | 1210-1489 | BLUE   |
| YZ/WR400/426F 99-02   | 14/49            | 48        | 1210-1475 | BLACK  |
|                       |                  | 48        | 1210-1476 | SILVER |
|                       |                  | 48        | 1210-1477 | BLUE   |
|                       |                  | 49        | 1210-1478 | BLACK  |
|                       |                  | 49        | 1210-1479 | SILVER |
|                       |                  | 49        | 1210-1480 | BLUE   |
|                       |                  | 50        | 1210-1481 | BLACK  |
|                       |                  | 50        | 1210-1482 | SILVER |
|                       |                  | 50        | 1210-1483 | BLUE   |
|                       |                  | 51        | 1210-1484 | BLACK  |
|                       |                  | 51        | 1210-1485 | SILVER |
|                       |                  | 51        | 1210-1486 | BLUE   |
|                       |                  | 52        | 1210-1487 | BLACK  |
|                       |                  | 52        | 1210-1488 | SILVER |
|                       |                  | 52        | 1210-1489 | BLUE   |
| YZ450F 03-04          | 14/48            | 48        | 1210-1475 | BLACK  |
| YZ450F 05             | 14/51            | 48        | 1210-1476 | SILVER |
| YZ450F 06-10          | 13/49            | 48        | 1210-1477 | BLUE   |
| YZ450F 11-13          | 13/48            | 49        | 1210-1478 | BLACK  |
| YZ450F 14-21          | 13/50            | 50        | 1210-1482 | SILVER |
| WR450F 03-06          | 13/49            | 49        | 1210-1480 | BLUE   |
| WR450F 07-21          | 13/50            | 50        | 1210-1481 | BLACK  |
| YZ450FX 16-21         |                  | 50        | 1210-1482 | SILVER |
|                       |                  | 50        | 1210-1483 | BLUE   |
|                       |                  | 51        | 1210-1484 | BLACK  |
|                       |                  | 51        | 1210-1485 | SILVER |
|                       |                  | 51        | 1210-1486 | BLUE   |
|                       |                  | 52        | 1210-1487 | BLACK  |
|                       |                  | 52        | 1210-1488 | SILVER |
|                       |                  | 52        | 1210-1489 | BLUE   |

KADEN BRASWELL



APPAREL

HELMETS & GOGGLES

RIDER ARMOR

OUTERWEAR

YOUTH

LUGGAGE & PACKS

BIKE BODY

BIKE CONTROLS

BIKE SUSPENSION

BIKE BRAKING

BIKE DRIVE

BIKE BEARINGS

BIKE ENGINE

BIKE ELECTRICAL

BIKE EXHAUST

BIKE WHEELS

BICYCLE

GARAGE & PROMO

SIZING CHART

**ALUMINUM REAR SPROCKETS \$30<sup>95</sup> - \$64<sup>95</sup>**

- The 7075 T651 aluminum used for these sprockets receives an extra tempering, which reduces distortion and provides optimal thickness vs typically thinner 7075 T6 sprockets
- 100% machined, no stamping or grinding
- Optimal tooth thickness results in maximum tooth and chain contact
- Most Moose Racing® rear sprockets come anodized in black; some Moose Racing® rear sprockets are available in red, orange, or blue (indicated by footnote)
- Made in the USA



| FITS MODEL              | CHAIN   | STANDARD GEARING | REAR SIZE | STEEL PART # | ALUMINUM SPROCKETS |               |             |            |               |
|-------------------------|---------|------------------|-----------|--------------|--------------------|---------------|-------------|------------|---------------|
|                         |         |                  |           |              | BLACK PART #       | SILVER PART # | BLUE PART # | RED PART # | ORANGE PART # |
| <b>BETA</b>             |         |                  |           |              |                    |               |             |            |               |
| RR 250 05-12            | 520-120 | 14/52            | 41        | -            | -                  | -             | -           | -          | -             |
| RR 350 11-12            | 520-120 | 13/50            | 42        | -            | -                  | -             | -           | -          | -             |
| RR 400/450 05-12        | 520-120 | 13/50            | 43        | -            | -                  | 1211-1533     | -           | 1211-1645  | -             |
| RR 498 12-13            | 520-120 | 13/48            | 44        | -            | -                  | -             | 1211-1901   | -          | -             |
| RR 520 10-14            | 520-120 | 13/18            | 45        | -            | -                  | -             | -           | 1211-1647  | -             |
| RR 500/525 05-11        | 520-120 | 14/50            | 46        | -            | -                  | -             | 1211-1903   | 1211-1648  | -             |
|                         |         |                  | 47        | 1210-1733    | 1211-1439          | 1211-1537     | 1211-1904   | -          | -             |
|                         |         |                  | 48        | 1210-1734    | 1211-1440          | 1211-1538     | 1211-1905   | 1211-1650  | -             |
|                         |         |                  | 49        | 1210-1735    | 1211-1441          | 1211-1539     | 1211-1906   | 1211-1651  | -             |
|                         |         |                  | 50        | 1210-1736    | 1211-1442          | 1211-1540     | 1211-1907   | 1211-1652  | -             |
|                         |         |                  | 51        | 1210-1737    | 1211-1443          | 1211-1541     | 1211-1908   | 1211-1653  | -             |
|                         |         |                  | 52        | 1210-1738    | 1211-1444          | -             | -           | 1211-1654  | -             |
| RR 250 13-18            | 520-120 | 13/49            | 41        | -            | 1211-1846          | -             | -           | 1211-1858  | -             |
| RR 300/350 13-18        | 520-120 | 13/49            | 42        | -            | 1211-1847          | -             | -           | 1211-1859  | -             |
| RR/RS 390 15-18         | 520-120 | 13/49            | 43        | -            | 1211-1848          | -             | -           | 1211-1860  | -             |
| RR 400/450 13-18        | 520-120 | 13/50            | 44        | -            | 1211-1849          | -             | -           | -          | -             |
| RR/RS 430 15-18         | 520-120 | 13/48            | 45        | -            | 1211-1850          | -             | -           | 1211-1862  | -             |
| RR 480 15-18            | 520-120 | 13/48            | 46        | 1210-1739    | -                  | -             | -           | 1211-1863  | -             |
| RR 498 13-18            | 520-120 | 13/48            | 47        | 1210-1740    | -                  | -             | -           | -          | -             |
|                         |         |                  | 48        | 1210-1741    | 1211-1853          | -             | -           | 1211-1865  | -             |
|                         |         |                  | 49        | 1210-1742    | 1211-1854          | -             | -           | 1211-1866  | -             |
|                         |         |                  | 50        | 1210-1743    | 1211-1855          | -             | -           | 1211-1867  | -             |
|                         |         |                  | 51        | 1210-1744    | 1211-1856          | -             | -           | 1211-1868  | -             |
|                         |         |                  | 52        | -            | -                  | -             | -           | 1211-1869  | -             |
| <b>GAS GAS</b>          |         |                  |           |              |                    |               |             |            |               |
| EC/ECR 125 99-15        | 520-120 | 13/48            | 41        | -            | -                  | -             | -           | -          | -             |
|                         |         |                  | 42        | -            | -                  | -             | -           | -          | -             |
|                         |         |                  | 43        | -            | -                  | 1211-1533     | -           | 1211-1645  | -             |
|                         |         |                  | 44        | -            | -                  | -             | -           | -          | -             |
|                         |         |                  | 45        | -            | -                  | -             | -           | 1211-1647  | -             |
|                         |         |                  | 46        | -            | -                  | -             | 1211-1903   | 1211-1648  | -             |
|                         |         |                  | 47        | 1210-1733    | 1211-1439          | 1211-1537     | 1211-1904   | -          | -             |
|                         |         |                  | 48        | 1210-1734    | 1211-1440          | 1211-1538     | 1211-1905   | 1211-1650  | -             |
|                         |         |                  | 49        | 1210-1735    | 1211-1441          | 1211-1539     | 1211-1906   | 1211-1651  | -             |
|                         |         |                  | 50        | 1210-1736    | 1211-1442          | 1211-1540     | 1211-1907   | 1211-1652  | -             |
|                         |         |                  | 51        | 1210-1737    | 1211-1443          | 1211-1541     | 1211-1908   | 1211-1653  | -             |
|                         |         |                  | 52        | 1210-1738    | 1211-1444          | -             | -           | 1211-1654  | -             |
| EC/ECR 200 99-15        | 520-120 | 13/48            | 41        | -            | -                  | -             | -           | -          | -             |
| EC/ECR/MC 250 97-15     | 520-120 | 13/48            | 42        | -            | -                  | -             | -           | -          | -             |
| EC/ECR/ECF/MC 300 00-15 | 520-120 | 13/48            | 43        | -            | -                  | 1211-1533     | -           | 1211-1645  | -             |
| EC/SM 400-515 00-15     | 520-120 | 13/48            | 44        | -            | -                  | -             | -           | -          | -             |
|                         |         |                  | 45        | -            | -                  | -             | -           | 1211-1647  | -             |
|                         |         |                  | 46        | -            | -                  | -             | 1211-1903   | 1211-1648  | -             |
|                         |         |                  | 47        | 1210-1733    | 1211-1439          | 1211-1537     | 1211-1904   | -          | -             |
|                         |         |                  | 48        | 1210-1734    | 1211-1440          | 1211-1538     | 1211-1905   | 1211-1650  | -             |
|                         |         |                  | 49        | 1210-1735    | 1211-1441          | 1211-1539     | 1211-1906   | 1211-1651  | -             |
|                         |         |                  | 50        | 1210-1736    | 1211-1442          | 1211-1540     | 1211-1907   | 1211-1652  | -             |
|                         |         |                  | 51        | 1210-1737    | 1211-1443          | 1211-1541     | 1211-1908   | 1211-1653  | -             |
|                         |         |                  | 52        | 1210-1738    | 1211-1444          | -             | -           | 1211-1654  | -             |
| <b>HONDA</b>            |         |                  |           |              |                    |               |             |            |               |
| CRF50/XR50R 00-21       | 420/78  | 14/37            | 37        | 1210-2738    | -                  | -             | -           | -          | -             |
|                         |         |                  | -         | -            | -                  | -             | -           | -          | -             |
| CR60R 83-84             | 420-104 | 14/45            | -         | -            | -                  | -             | -           | -          | -             |
| CRF/XR70R 00-12         | 420-86  | 15/36            | 36        | 1210-2739    | -                  | -             | -           | -          | -             |
|                         |         |                  | 46        | 1210-2740    | -                  | -             | -           | -          | -             |
| CR80R 85                | 420-114 | 14/49            | 55        | -            | 1211-1424          | -             | -           | -          | -             |
| CRF/XR80R 85-13         | 420-110 | 14/46            | 36        | 1210-2739    | -                  | -             | -           | -          | -             |
| XR70R 97-99             |         |                  | 46        | 1210-2740    | -                  | -             | -           | -          | -             |
| XR70R 97-99             | 420-86  | 15/36            | 36        | 1210-2739    | -                  | -             | -           | -          | -             |
|                         |         |                  | 46        | 1210-2740    | -                  | -             | -           | -          | -             |



**SPROCKET GUIDE (CON'T)**

| FITS MODEL              | CHAIN   | STANDARD GEARING | REAR SIZE | STEEL PART # | ALUMINUM SPROCKETS |               |             |            |               |   |
|-------------------------|---------|------------------|-----------|--------------|--------------------|---------------|-------------|------------|---------------|---|
|                         |         |                  |           |              | BLACK PART #       | SILVER PART # | BLUE PART # | RED PART # | ORANGE PART # |   |
| <b>HONDA (CON'T)</b>    |         |                  |           |              |                    |               |             |            |               |   |
| CR80R 86-02             | 420-116 | 15/49            | 55        | -            | 1211-1424          | -             | -           | -          | -             | - |
| CR85R 03-04             | 420-116 | 15/50            |           | -            | -                  | -             | -           | -          | -             | - |
| CR85R 05-07             | 420-116 | 15/49            |           | -            | -                  | -             | -           | -          | -             | - |
| CR85RB EXP 03-07        | 420-116 | 15/56            |           | -            | -                  | -             | -           | -          | -             | - |
| CRF/XR100 85-13         | 428-118 | 14/50            | 49        | 1210-2741    | -                  | -             | -           | -          | -             | - |
|                         |         |                  | 50        | 1210-2742    | -                  | -             | -           | -          | -             | - |
| CRF110F 13-21           | 420-86  | 14/38            | 36        | 1210-2739    | -                  | -             | -           | -          | -             | - |
|                         |         |                  | 46        | 1210-2740    | -                  | -             | -           | -          | -             | - |
| CRF125F 14-21           | 428-112 | 13/49            | 49        | 1210-2741    | -                  | -             | -           | -          | -             | - |
| CRF125F BIG WHEEL 14-21 |         |                  | 50        | 1210-2742    | -                  | -             | -           | -          | -             | - |
| CR125R 87-96            | 520-114 | 13/51            | 45        | -            | 1211-1412          | -             | -           | 1211-1630  | -             | - |
| CR125R 97               | 520-114 | 12/49            | 46        | -            | 1211-1413          | -             | -           | 1211-1631  | -             | - |
| CR125R 98-99            | 520-114 | 13/51            | 47        | 1210-1754    | -                  | 1211-1512     | -           | 1211-1632  | -             | - |
| CR125R 00-01            | 520-114 | 13/52            | 48        | 1210-1755    | 1211-1415          | 1211-1513     | -           | 1211-1633  | -             | - |
| CR125R 02               | 520-114 | 13/51            | 49        | 1210-1756    | 1211-1416          | 1211-1514     | -           | 1211-1634  | -             | - |
| CR125R 03               | 520-116 | 13/52            | 50        | 1210-1757    | 1211-1417          | 1211-1515     | -           | 1211-1635  | -             | - |
|                         |         |                  | 51        | 1210-1758    | 1211-1418          | -             | -           | 1211-1636  | -             | - |
|                         |         |                  | 52        | 1210-1759    | -                  | 1211-1517     | -           | 1211-1637  | -             | - |
|                         |         |                  | 53        | 1210-1760    | -                  | -             | -           | 1211-1638  | -             | - |
|                         |         |                  | 54        | -            | -                  | -             | -           | 1211-1639  | -             | - |
| CR125R 04               | 520-116 | 13/53            | 45        | -            | 1211-1412          | -             | -           | 1211-1630  | -             | - |
| CR125R 05-07            | 520-116 | 13/52            | 46        | -            | 1211-1413          | -             | -           | 1211-1631  | -             | - |
|                         |         |                  | 47        | 1210-1754    | -                  | 1211-1512     | -           | 1211-1632  | -             | - |
|                         |         |                  | 48        | 1210-1755    | 1211-1415          | 1211-1513     | -           | 1211-1633  | -             | - |
|                         |         |                  | 49        | 1210-1756    | 1211-1416          | 1211-1514     | -           | 1211-1634  | -             | - |
|                         |         |                  | 50        | 1210-1757    | 1211-1417          | 1211-1515     | -           | 1211-1635  | -             | - |
|                         |         |                  | 51        | 1210-1758    | 1211-1418          | -             | -           | 1211-1636  | -             | - |
|                         |         |                  | 52        | 1210-1759    | -                  | 1211-1517     | -           | 1211-1637  | -             | - |
|                         |         |                  | 53        | 1210-1760    | -                  | -             | -           | 1211-1638  | -             | - |
|                         |         |                  | 54        | -            | -                  | -             | -           | 1211-1639  | -             | - |
| CR250R 84-87            | 520-114 | 14/53            | 45        | -            | 1211-1412          | -             | -           | 1211-1630  | -             | - |
|                         |         |                  | 46        | -            | 1211-1413          | -             | -           | 1211-1631  | -             | - |
|                         |         |                  | 47        | 1210-1754    | -                  | 1211-1512     | -           | 1211-1632  | -             | - |
|                         |         |                  | 48        | 1210-1755    | 1211-1415          | 1211-1513     | -           | 1211-1633  | -             | - |
|                         |         |                  | 49        | 1210-1756    | 1211-1416          | 1211-1514     | -           | 1211-1634  | -             | - |
|                         |         |                  | 50        | 1210-1757    | 1211-1417          | 1211-1515     | -           | 1211-1635  | -             | - |
|                         |         |                  | 51        | 1210-1758    | 1211-1418          | -             | -           | 1211-1636  | -             | - |
|                         |         |                  | 52        | 1210-1759    | -                  | 1211-1517     | -           | 1211-1637  | -             | - |
|                         |         |                  | 53        | 1210-1760    | -                  | -             | -           | 1211-1638  | -             | - |
|                         |         |                  | 54        | -            | -                  | -             | -           | 1211-1639  | -             | - |
| CR250R 88-91            | 520-116 | 14/51            | 45        | -            | 1211-1412          | -             | -           | 1211-1630  | -             | - |
| CR250R 92-95            | 520-114 | 13/49            | 46        | -            | 1211-1413          | -             | -           | 1211-1631  | -             | - |
| CR250R 96-01            | 520-114 | 13/50            | 47        | 1210-1754    | -                  | 1211-1512     | -           | 1211-1632  | -             | - |
| CR250R 02-03            | 520-114 | 13/48            | 48        | 1210-1755    | 1211-1415          | 1211-1513     | -           | 1211-1633  | -             | - |
| CR250R 04               | 520-114 | 13/50            | 49        | 1210-1756    | 1211-1416          | 1211-1514     | -           | 1211-1634  | -             | - |
| CR250R 05-08            | 520-114 | 13/49            | 50        | 1210-1757    | 1211-1417          | 1211-1515     | -           | 1211-1635  | -             | - |
|                         |         |                  | 51        | 1210-1758    | 1211-1418          | -             | -           | 1211-1636  | -             | - |
|                         |         |                  | 52        | 1210-1759    | -                  | 1211-1517     | -           | 1211-1637  | -             | - |
|                         |         |                  | 53        | 1210-1760    | -                  | -             | -           | 1211-1638  | -             | - |
|                         |         |                  | 54        | -            | -                  | -             | -           | 1211-1639  | -             | - |
| CR500R 86-87            | 520-116 | 14/51            | 45        | -            | 1211-1412          | -             | -           | 1211-1630  | -             | - |
|                         |         |                  | 46        | -            | 1211-1413          | -             | -           | 1211-1631  | -             | - |
|                         |         |                  | 47        | 1210-1754    | -                  | 1211-1512     | -           | 1211-1632  | -             | - |
|                         |         |                  | 48        | 1210-1755    | 1211-1415          | 1211-1513     | -           | 1211-1633  | -             | - |
|                         |         |                  | 49        | 1210-1756    | 1211-1416          | 1211-1514     | -           | 1211-1634  | -             | - |
|                         |         |                  | 50        | 1210-1757    | 1211-1417          | 1211-1515     | -           | 1211-1635  | -             | - |
|                         |         |                  | 51        | 1210-1758    | 1211-1418          | -             | -           | 1211-1636  | -             | - |
|                         |         |                  | 52        | 1210-1759    | -                  | 1211-1517     | -           | 1211-1637  | -             | - |
|                         |         |                  | 53        | 1210-1760    | -                  | -             | -           | 1211-1638  | -             | - |
|                         |         |                  | 54        | -            | -                  | -             | -           | 1211-1639  | -             | - |
| CR500R 88-91            | 520-116 | 14/51            | 45        | -            | 1211-1412          | -             | -           | 1211-1630  | -             | - |
| CR500R 92-01            | 520-114 | 14/49            | 46        | -            | 1211-1413          | -             | -           | 1211-1631  | -             | - |
|                         |         |                  | 47        | 1210-1754    | -                  | 1211-1512     | -           | 1211-1632  | -             | - |
|                         |         |                  | 48        | 1210-1755    | 1211-1415          | 1211-1513     | -           | 1211-1633  | -             | - |
|                         |         |                  | 49        | 1210-1756    | 1211-1416          | 1211-1514     | -           | 1211-1634  | -             | - |
|                         |         |                  | 50        | 1210-1757    | 1211-1417          | 1211-1515     | -           | 1211-1635  | -             | - |
|                         |         |                  | 51        | 1210-1758    | 1211-1418          | -             | -           | 1211-1636  | -             | - |
|                         |         |                  | 52        | 1210-1759    | -                  | 1211-1517     | -           | 1211-1637  | -             | - |
|                         |         |                  | 53        | 1210-1760    | -                  | -             | -           | 1211-1638  | -             | - |
|                         |         |                  | 54        | -            | -                  | -             | -           | 1211-1639  | -             | - |
| CRF/XR50R 00-21         | 420-78  | 14/37            |           | -            | -                  | -             | -           | -          | -             | - |
| CRF/XR70R 00-12         | 420-86  | 15/36            |           | -            | -                  | -             | -           | -          | -             | - |
| CRF/XR80R 85-13         | 420-110 | 14/46            |           | -            | -                  | -             | -           | -          | -             | - |

CONTINUED ON NEXT PAGE

APPAREL

HELMETS & GOGGLES

RIDER ARMOR

OUTERWEAR

YOUTH

LUGGAGE & PACKS

BIKE BODY

BIKE CONTROLS

BIKE SUSPENSION

BIKE BRAKING

BIKE DRIVE

BIKE BEARINGS

BIKE ENGINE

BIKE ELECTRICAL

BIKE EXHAUST

BIKE WHEELS

BICYCLE

GARAGE & PROMO

SIZING CHART

| SPROCKET GUIDE (CON'T)     |         |                  |           |              | ALUMINUM SPROCKETS |               |             |            |               |
|----------------------------|---------|------------------|-----------|--------------|--------------------|---------------|-------------|------------|---------------|
| FITS MODEL                 | CHAIN   | STANDARD GEARING | REAR SIZE | STEEL PART # | BLACK PART #       | SILVER PART # | BLUE PART # | RED PART # | ORANGE PART # |
| <b>HONDA (CON'T)</b>       |         |                  |           |              |                    |               |             |            |               |
| XR70R 97-99                | 420-86  | 15/36            | -         | -            | -                  | -             | -           | -          | -             |
| CRF/XR100R 85-13           | 428-118 | 14/50            | -         | -            | -                  | -             | -           | -          | -             |
| CRF110F 13-21              | 420-86  | 14/38            | -         | -            | -                  | -             | -           | -          | -             |
| CRF125F 14-21              | 428-112 | 13/46            | -         | -            | -                  | -             | -           | -          | -             |
| CRF125F BIG WHEEL 14-21    | 428-118 | 13/49            | -         | -            | -                  | -             | -           | -          | -             |
| CRF150R 07-21              | 420-120 | 15/50            | 55        | -            | 1211-1424          | -             | -           | -          | -             |
| CRF150RB EXPERT 07-21      | 420-126 | 15/56            | -         | -            | -                  | -             | -           | -          | -             |
| CRF150F 03-05              | 520-104 | 13/48            | 45        | -            | 1211-1412          | -             | -           | 1211-1630  | -             |
| CRF150F 06-17              | 520-104 | 13/47            | 46        | -            | 1211-1413          | -             | -           | 1211-1631  | -             |
| CRF230F 03-20              | 520-112 | 13/50            | 47        | 1210-1754    | -                  | 1211-1512     | -           | 1211-1632  | -             |
| CRF230L 08-09              | 520-100 | 13/39            | 48        | 1210-1755    | 1211-1415          | 1211-1513     | -           | 1211-1633  | -             |
|                            |         |                  | 49        | 1210-1756    | 1211-1416          | 1211-1514     | -           | 1211-1634  | -             |
|                            |         |                  | 50        | 1210-1757    | 1211-1417          | 1211-1515     | -           | 1211-1635  | -             |
|                            |         |                  | 51        | 1210-1758    | 1211-1418          | -             | -           | 1211-1636  | -             |
|                            |         |                  | 52        | 1210-1759    | -                  | 1211-1517     | -           | -          | -             |
|                            |         |                  | 53        | 1210-1760    | -                  | -             | -           | 1211-1638  | -             |
|                            |         |                  | 54        | -            | -                  | -             | -           | 1211-1639  | -             |
| CRF250F 19-21              | 520-120 | 13/50            | 45        | -            | 1211-1412          | -             | -           | 1211-1630  | -             |
|                            |         |                  | 46        | -            | 1211-1413          | -             | -           | 1211-1631  | -             |
|                            |         |                  | 47        | 1210-1754    | -                  | 1211-1512     | -           | 1211-1632  | -             |
|                            |         |                  | 48        | 1210-1755    | 1211-1415          | 1211-1513     | -           | 1211-1633  | -             |
|                            |         |                  | 49        | 1210-1756    | 1211-1416          | 1211-1514     | -           | 1211-1634  | -             |
|                            |         |                  | 50        | 1210-1757    | 1211-1417          | 1211-1515     | -           | 1211-1635  | -             |
|                            |         |                  | 51        | 1210-1758    | 1211-1418          | -             | -           | 1211-1636  | -             |
|                            |         |                  | 52        | 1210-1759    | -                  | 1211-1517     | -           | -          | -             |
|                            |         |                  | 53        | 1210-1760    | -                  | -             | -           | 1211-1638  | -             |
|                            |         |                  | 54        | -            | -                  | -             | -           | 1211-1639  | -             |
| CRF250L 13-21              | 520-120 | 14/40            | 45        | 1210-2137    | 1211-2041          | -             | -           | -          | -             |
| CRF250R 04-10              | 520-114 | 13/51            | 45        | -            | 1211-1412          | -             | -           | 1211-1630  | -             |
| CRF250R 11-17              | 520-116 | 13/48            | 46        | -            | 1211-1413          | -             | -           | 1211-1631  | -             |
| CRF250X 04-17              | 520-116 | 14/53            | 47        | 1210-1754    | -                  | 1211-1512     | -           | 1211-1632  | -             |
|                            |         |                  | 48        | 1210-1755    | 1211-1415          | 1211-1513     | -           | 1211-1633  | -             |
|                            |         |                  | 49        | 1210-1756    | 1211-1416          | 1211-1514     | -           | 1211-1634  | -             |
|                            |         |                  | 50        | 1210-1757    | 1211-1417          | 1211-1515     | -           | 1211-1635  | -             |
|                            |         |                  | 51        | 1210-1758    | 1211-1418          | -             | -           | 1211-1636  | -             |
|                            |         |                  | 52        | 1210-1759    | -                  | 1211-1517     | -           | -          | -             |
|                            |         |                  | 53        | 1210-1760    | -                  | -             | -           | 1211-1638  | -             |
|                            |         |                  | 54        | -            | -                  | -             | -           | 1211-1639  | -             |
| CRF250R/RX 18-20           | 520-120 | 13/48            | 45        | -            | 1211-1412          | -             | -           | 1211-1630  | -             |
|                            |         |                  | 46        | -            | 1211-1413          | -             | -           | 1211-1631  | -             |
|                            |         |                  | 47        | 1210-1754    | -                  | 1211-1512     | -           | 1211-1632  | -             |
|                            |         |                  | 48        | 1210-1755    | 1211-1415          | 1211-1513     | -           | 1211-1633  | -             |
|                            |         |                  | 49        | 1210-1756    | 1211-1416          | 1211-1514     | -           | 1211-1634  | -             |
|                            |         |                  | 50        | 1210-1757    | 1211-1417          | 1211-1515     | -           | 1211-1635  | -             |
|                            |         |                  | 51        | 1210-1758    | 1211-1418          | -             | -           | 1211-1636  | -             |
|                            |         |                  | 52        | 1210-1759    | -                  | 1211-1517     | -           | -          | -             |
|                            |         |                  | 53        | 1210-1760    | -                  | -             | -           | 1211-1638  | -             |
|                            |         |                  | 54        | -            | -                  | -             | -           | 1211-1639  | -             |
| CRF450R 02-03              | 520-114 | 13/50            | 45        | -            | 1211-1412          | -             | -           | 1211-1630  | -             |
| CRF450R 04-19              | 520-114 | 13/48            | 46        | -            | 1211-1413          | -             | -           | 1211-1631  | -             |
| CRF450R 09-21              | 520-116 | 13/49            | 47        | 1210-1754    | -                  | 1211-1512     | -           | 1211-1632  | -             |
| CRF450RX 17-21             | 520-114 | 13/50            | 48        | 1210-1755    | 1211-1415          | 1211-1513     | -           | 1211-1633  | -             |
| CRF450RWE 17-21            | 520/120 | 13/51            | 49        | 1210-1756    | 1211-1416          | 1211-1514     | -           | 1211-1634  | -             |
| CRF450X 05-21              | 520/114 | 13/51            | 50        | 1210-1757    | 1211-1417          | 1211-1515     | -           | 1211-1635  | -             |
|                            |         |                  | 51        | 1210-1758    | 1211-1418          | -             | -           | 1211-1636  | -             |
|                            |         |                  | 52        | 1210-1759    | -                  | 1211-1517     | -           | -          | -             |
|                            |         |                  | 53        | 1210-1760    | -                  | -             | -           | 1211-1638  | -             |
|                            |         |                  | 54        | -            | -                  | -             | -           | 1211-1639  | -             |
| XL 125 V VARADERO 01-13    | 428-110 | 14/44            | 44        | 1210-1991    | 1211-1995          | -             | -           | -          | -             |
|                            |         |                  | 45        | 1210-1992    | 1211-1996          | -             | -           | -          | -             |
| XL600 V TRANSALP 87-00     | 520/120 | 15/47            | 42        | 1210-2094    | 1211-1998          | -             | -           | -          | -             |
| XL650 V TRANSELP 01-07     | 520/120 | 15/48            | 43        | 1210-2095    | 1211-1999          | -             | -           | -          | -             |
|                            |         |                  | 46        | 1210-2096    | 1211-2000          | -             | -           | -          | -             |
|                            |         |                  | 47        | 1210-2097    | 1211-2001          | -             | -           | -          | -             |
|                            |         |                  | 48        | 1210-2098    | 1211-2002          | -             | -           | -          | -             |
| NC700 X 12-15              | 520/130 | 16/43            | 43        | 1210-2099    | 1211-2003          | -             | -           | -          | -             |
| NC750 X/XA 14-18           | 520/130 | 17/43            | -         | -            | -                  | -             | -           | -          | -             |
| NC750 XD DCT 14-18         | 520/130 | 17/39            | -         | -            | -                  | -             | -           | -          | -             |
| XRV 750 AFRICAN TWIN 90-03 | 520/130 | 16/46            | 43        | 1210-2100    | 1211-2004          | -             | -           | -          | -             |
|                            |         |                  | 44        | 1210-2101    | 1211-2005          | -             | -           | -          | -             |
|                            |         |                  | 45        | 1210-2102    | 1211-2006          | -             | -           | -          | -             |
| VF R800X CROSSRUNNER 15-17 | 520/130 | 16/47            | 43        | 1210-2103    | 1211-2007          | -             | -           | -          | -             |
| XL1000 V VARADERO 99-13    | 520/130 | 16/47            | 41        | 1210-2104    | 1211-2008          | -             | -           | -          | -             |
|                            |         |                  | 42        | 1210-2105    | 1211-2009          | -             | -           | -          | -             |
|                            |         |                  | 43        | 1210-2106    | 1211-2010          | -             | -           | -          | -             |

**SPROCKET GUIDE (CON'T)**

| FITS MODEL                       | CHAIN          | STANDARD GEARING | REAR SIZE | STEEL PART # | ALUMINUM SPROCKETS |               |             |            |               |
|----------------------------------|----------------|------------------|-----------|--------------|--------------------|---------------|-------------|------------|---------------|
|                                  |                |                  |           |              | BLACK PART #       | SILVER PART # | BLUE PART # | RED PART # | ORANGE PART # |
| <b>HONDA (CON'T)</b>             |                |                  |           |              |                    |               |             |            |               |
|                                  |                |                  | 44        | 1210-2107    | 1211-2011          | -             | -           | -          | -             |
|                                  |                |                  | 45        | 1210-2108    | 1211-2012          | -             | -           | -          | -             |
|                                  |                |                  | 47        | 1210-2109    | 1211-2013          | -             | -           | -          | -             |
| <b>XR200R 84</b>                 | <b>520-102</b> | <b>13/45</b>     | 48        | -            | -                  | -             | -           | -          | -             |
| <b>XR200R 86-02</b>              | <b>520-108</b> | <b>13/47</b>     | 49        | -            | -                  | -             | 1211-1610   | -          | -             |
|                                  |                |                  | 51        | -            | -                  | -             | -           | -          | -             |
|                                  |                |                  | 52        | 1210-1767    | -                  | -             | -           | -          | -             |
| <b>XR200R 85</b>                 | <b>520-108</b> | <b>13/50</b>     | 48        | -            | -                  | -             | -           | -          | -             |
|                                  |                |                  | 49        | -            | -                  | -             | 1211-1610   | -          | -             |
|                                  |                |                  | 51        | -            | -                  | -             | -           | -          | -             |
|                                  |                |                  | 52        | 1210-1767    | -                  | -             | -           | -          | -             |
| <b>XR250L 91-96</b>              | <b>520-104</b> | <b>13/40</b>     | 48        | -            | -                  | -             | -           | -          | -             |
| <b>XR250R 84-87</b>              | <b>520-108</b> | <b>13/50</b>     | 48        | -            | -                  | -             | -           | -          | -             |
|                                  |                |                  | 49        | -            | -                  | -             | 1211-1610   | -          | -             |
|                                  |                |                  | 51        | -            | -                  | -             | -           | -          | -             |
|                                  |                |                  | 52        | 1210-1767    | -                  | -             | -           | -          | -             |
| <b>XR250R 88-89</b>              | <b>520-108</b> | <b>13/48</b>     | 48        | -            | -                  | -             | -           | -          | -             |
|                                  |                |                  | 49        | -            | -                  | -             | 1211-1610   | -          | -             |
|                                  |                |                  | 51        | -            | -                  | -             | -           | -          | -             |
|                                  |                |                  | 52        | 1210-1767    | -                  | -             | -           | -          | -             |
| <b>XR250R 90-95</b>              | <b>520-108</b> | <b>13/48</b>     | 45        | 1210-2137    | 1211-2041          | -             | -           | -          | -             |
| <b>XR250R 96-05</b>              | <b>520-106</b> | <b>13/48</b>     | 45        | -            | 1211-1412          | -             | -           | 1211-1630  | -             |
|                                  |                |                  | 46        | -            | 1211-1413          | -             | -           | 1211-1631  | -             |
|                                  |                |                  | 47        | 1210-1754    | -                  | 1211-1512     | -           | 1211-1632  | -             |
|                                  |                |                  | 48        | 1210-1755    | 1211-1415          | 1211-1513     | -           | 1211-1633  | -             |
|                                  |                |                  | 49        | 1210-1756    | 1211-1416          | 1211-1514     | -           | 1211-1634  | -             |
|                                  |                |                  | 50        | 1210-1757    | 1211-1417          | 1211-1515     | -           | 1211-1635  | -             |
|                                  |                |                  | 51        | 1210-1758    | 1211-1418          | -             | -           | 1211-1636  | -             |
|                                  |                |                  | 52        | 1210-1759    | -                  | 1211-1517     | -           | 1211-1637  | -             |
|                                  |                |                  | 53        | 1210-1760    | -                  | -             | -           | 1211-1638  | -             |
|                                  |                |                  | 54        | -            | -                  | -             | -           | 1211-1639  | -             |
| <b>XR/XL350R 83-85</b>           | <b>520-106</b> | <b>14/40-42</b>  | 48        | -            | -                  | -             | -           | -          | -             |
|                                  |                |                  | 49        | -            | -                  | -             | 1211-1610   | -          | -             |
|                                  |                |                  | 51        | -            | -                  | -             | -           | -          | -             |
|                                  |                |                  | 52        | 1210-1767    | -                  | -             | -           | -          | -             |
| <b>XR400R 96-04</b>              | <b>520-108</b> | <b>15/45</b>     | 45        | -            | 1211-1412          | -             | -           | 1211-1630  | -             |
|                                  |                |                  | 46        | -            | 1211-1413          | -             | -           | 1211-1631  | -             |
|                                  |                |                  | 47        | 1210-1754    | -                  | 1211-1512     | -           | 1211-1632  | -             |
|                                  |                |                  | 48        | 1210-1755    | 1211-1415          | 1211-1513     | -           | 1211-1633  | -             |
|                                  |                |                  | 49        | 1210-1756    | 1211-1416          | 1211-1514     | -           | 1211-1634  | -             |
|                                  |                |                  | 50        | 1210-1757    | 1211-1417          | 1211-1515     | -           | 1211-1635  | -             |
|                                  |                |                  | 51        | 1210-1758    | 1211-1418          | -             | -           | 1211-1636  | -             |
|                                  |                |                  | 52        | 1210-1759    | -                  | 1211-1517     | -           | 1211-1637  | -             |
|                                  |                |                  | 53        | 1210-1760    | -                  | -             | -           | 1211-1638  | -             |
|                                  |                |                  | 54        | -            | -                  | -             | -           | 1211-1639  | -             |
| <b>XR500R 83-85</b>              | <b>520-108</b> | <b>14/48</b>     | 48        | -            | -                  | -             | -           | -          | -             |
|                                  |                |                  | 49        | -            | -                  | -             | 1211-1610   | -          | -             |
|                                  |                |                  | 51        | -            | -                  | -             | -           | -          | -             |
|                                  |                |                  | 52        | 1210-1767    | -                  | -             | -           | -          | -             |
| <b>XR600R 85-87</b>              | <b>520-110</b> | <b>-</b>         | 48        | -            | -                  | -             | -           | -          | -             |
|                                  |                |                  | 49        | -            | -                  | -             | 1211-1610   | -          | -             |
|                                  |                |                  | 51        | -            | -                  | -             | -           | -          | -             |
|                                  |                |                  | 52        | 1210-1767    | -                  | -             | -           | -          | -             |
| <b>XR600R 91-00</b>              | <b>520-110</b> | <b>14/48</b>     | 45        | 1210-2137    | 1211-2041          | -             | -           | -          | -             |
| <b>XR650L 93-21</b>              | <b>520-112</b> | <b>15/45</b>     | -         | -            | -                  | -             | -           | -          | -             |
| <b>XR650R 00-07</b>              | <b>520-110</b> | <b>14/48</b>     | 45        | -            | 1211-1412          | -             | -           | 1211-1630  | -             |
|                                  |                |                  | 46        | -            | 1211-1413          | -             | -           | 1211-1631  | -             |
|                                  |                |                  | 47        | 1210-1754    | -                  | 1211-1512     | -           | 1211-1632  | -             |
|                                  |                |                  | 48        | 1210-1755    | 1211-1415          | 1211-1513     | -           | 1211-1633  | -             |
|                                  |                |                  | 49        | 1210-1756    | 1211-1416          | 1211-1514     | -           | 1211-1634  | -             |
|                                  |                |                  | 50        | 1210-1757    | 1211-1417          | 1211-1515     | -           | 1211-1635  | -             |
|                                  |                |                  | 51        | 1210-1758    | 1211-1418          | -             | -           | 1211-1636  | -             |
|                                  |                |                  | 52        | 1210-1759    | -                  | 1211-1517     | -           | 1211-1637  | -             |
|                                  |                |                  | 53        | 1210-1760    | -                  | -             | -           | 1211-1638  | -             |
|                                  |                |                  | 54        | -            | -                  | -             | -           | 1211-1639  | -             |
| <b>HUSABERG</b>                  |                |                  |           |              |                    |               |             |            |               |
| <b>TE 125/250/300 11-14</b>      | <b>520-120</b> | <b>13/50</b>     | 45        | -            | 1211-1451          | -             | 1211-1910   | -          | 1211-1657     |
| <b>FE 250 13-14</b>              | <b>520-120</b> | <b>14/50</b>     | 46        | -            | 1211-1452          | 1211-1550     | 1211-1911   | -          | 1211-1658     |
| <b>FE 350/390/450 09-13</b>      | <b>520-120</b> | <b>13/52</b>     | 47        | 1210-1747    | 1211-1453          | 1211-1551     | -           | -          | 1211-1659     |
| <b>FE501 13-14</b>               | <b>520-120</b> | <b>14/52</b>     | 48        | 1210-1748    | 1211-1454          | 1211-1552     | 1211-1913   | -          | 1211-1660     |
| <b>350/400/499/501/600 90-00</b> | <b>520-120</b> | <b>-</b>         | -         | -            | -                  | -             | -           | -          | -             |
| <b>ALL MODELS 01-08</b>          | <b>520-120</b> | <b>-</b>         | -         | -            | -                  | -             | -           | -          | -             |
| <b>FE570 09-12</b>               | <b>520-120</b> | <b>13/52</b>     | 49        | 1210-1749    | 1211-1455          | 1211-1553     | 1211-1914   | -          | 1211-1661     |
|                                  |                |                  | 50        | 1210-1750    | 1211-1456          | 1211-1554     | 1211-1915   | -          | 1211-1662     |

APPAREL  
HELMETS & GOGGLES  
RIDER ARMOR  
OUTERWEAR  
YOUTH  
LUGGAGE & PACKS  
BIKE BODY  
BIKE CONTROLS  
BIKE SUSPENSION  
BIKE BRAKING  
BIKE DRIVE  
BIKE BEARINGS  
BIKE ENGINE  
BIKE ELECTRICAL  
BIKE EXHAUST  
BIKE WHEELS  
BICYCLE  
GARAGE & PROMO  
SIZING CHART

CONTINUED ON NEXT PAGE



| SPROCKET GUIDE (CON'T)            |         |                  |           |              | ALUMINUM SPROCKETS |               |             |            |               |
|-----------------------------------|---------|------------------|-----------|--------------|--------------------|---------------|-------------|------------|---------------|
| FITS MODEL                        | CHAIN   | STANDARD GEARING | REAR SIZE | STEEL PART # | BLACK PART #       | SILVER PART # | BLUE PART # | RED PART # | ORANGE PART # |
| <b>HUSABERG (CON'T)</b>           |         |                  |           |              |                    |               |             |            |               |
|                                   |         |                  | 51        | 1210-1751    | 1211-1457          | 1211-1555     | 1211-1916   | -          | 1211-1663     |
|                                   |         |                  | 52        | 1210-1752    | 1211-1458          | 1211-1556     | 1211-1917   | -          | 1211-1664     |
|                                   |         |                  | 54        | -            | 1211-1459          | 1211-1557     | -           | -          | 1211-1665     |
| <b>HUSQVARNA</b>                  |         |                  |           |              |                    |               |             |            |               |
| TC 65 17                          | 428-116 |                  | 46        | 1210-1798    | 1211-1445          | 1211-1543     | -           | -          | 1211-1655     |
|                                   |         |                  | 48        | 1210-1799    | -                  | -             | -           | -          | -             |
|                                   |         |                  | 50        | 1210-1800    | 1211-1446          | -             | -           | -          | 1211-1656     |
| TC 85 (17/14) WHEEL 15-17         | 428-124 |                  | -         | -            | -                  | -             | -           | -          | -             |
| TC85 (19/16) WHEEL 15-17          | 428-124 |                  | -         | -            | -                  | -             | -           | -          | -             |
| TC85 (17/14) WHEEL 18-21          | 428-124 |                  | -         | -            | -                  | -             | -           | -          | -             |
| TC85 (19/16) WHEEL 18-21          | 428-124 |                  | -         | -            | -                  | -             | -           | -          | -             |
| TC 85 14-21 (ALL)                 | 428-124 | 14/47            | 46        | 1210-1768    | -                  | -             | -           | -          | -             |
|                                   |         |                  | 47        | 1210-1769    | -                  | -             | -           | -          | -             |
|                                   |         |                  | 48        | 1210-1770    | -                  | -             | -           | -          | -             |
|                                   |         |                  | 49        | 1210-1771    | -                  | -             | -           | -          | -             |
|                                   |         |                  | 50        | -            | -                  | -             | -           | -          | -             |
| 2-STROKES W/6-SPLINE SHAFT 95-13  | 520-120 |                  | 41        | -            | -                  | -             | -           | -          | -             |
|                                   |         |                  | 42        | -            | -                  | -             | -           | -          | -             |
|                                   |         |                  | 43        | -            | 1211-1447          | -             | 1211-1893   | -          | 1211-1897     |
|                                   |         |                  | 44        | -            | -                  | -             | 1211-1894   | -          | 1211-1898     |
|                                   |         |                  | 45        | -            | 1211-1449          | 1211-1547     | 1211-1895   | -          | 1211-1899     |
|                                   |         |                  | 46        | -            | 1211-1450          | 1211-1548     | 1211-1896   | -          | 1211-1900     |
|                                   |         |                  | 47        | 1210-1733    | -                  | -             | -           | -          | -             |
|                                   |         |                  | 48        | 1210-1734    | -                  | -             | -           | -          | -             |
|                                   |         |                  | 49        | 1210-1735    | -                  | -             | -           | -          | -             |
|                                   |         |                  | 50        | 1210-1736    | -                  | -             | -           | -          | -             |
|                                   |         |                  | 51        | 1210-1737    | -                  | 1211-1533     | -           | 1211-1645  | -             |
|                                   |         |                  | 52        | 1210-1738    | -                  | -             | -           | -          | -             |
| 4-STROKES W/12-SPLINE SHAFT 95-13 | 520-120 |                  | 41        | -            | -                  | -             | -           | 1211-1647  | -             |
|                                   |         |                  | 42        | -            | -                  | -             | 1211-1903   | 1211-1648  | -             |
|                                   |         |                  | 43        | -            | 1211-1439          | 1211-1537     | 1211-1904   | -          | -             |
|                                   |         |                  | 44        | -            | 1211-1440          | 1211-1538     | 1211-1905   | 1211-1650  | -             |
|                                   |         |                  | 45        | -            | 1211-1441          | 1211-1539     | 1211-1906   | 1211-1651  | -             |
|                                   |         |                  | 46        | -            | 1211-1442          | 1211-1540     | 1211-1907   | 1211-1652  | -             |
|                                   |         |                  | 47        | 1210-1733    | 1211-1443          | 1211-1541     | 1211-1908   | 1211-1653  | -             |
|                                   |         |                  | 48        | 1210-1734    | 1211-1444          | -             | -           | 1211-1654  | -             |
|                                   |         |                  | 49        | 1210-1735    | -                  | -             | -           | -          | -             |
|                                   |         |                  | 50        | 1210-1736    | -                  | -             | -           | -          | -             |
|                                   |         |                  | 51        | 1210-1737    | -                  | -             | -           | -          | -             |
|                                   |         |                  | 52        | 1210-1738    | -                  | 1211-1533     | -           | 1211-1645  | -             |
| TC125 14-21                       | 520-120 | 13/50            | 45        | -            | -                  | -             | -           | -          | -             |
| TC250 14-21                       | 520-120 | 13/48            | 46        | -            | -                  | -             | -           | 1211-1647  | -             |
| FC250 14-18                       | 520-120 | 13/50            | 47        | 1210-1747    | -                  | -             | 1211-1903   | 1211-1648  | -             |
| FC450 14-21                       | 520-120 | 13/48            | 48        | 1210-1748    | 1211-1439          | 1211-1537     | 1211-1904   | -          | -             |
| FE250 14-21                       | 520-120 | 13/52            | 49        | 1210-1749    | 1211-1440          | 1211-1538     | 1211-1905   | 1211-1650  | -             |
| FE350/S 14-21                     | 520-120 | 14/52            | 50        | 1210-1750    | 1211-1441          | 1211-1539     | 1211-1906   | 1211-1651  | -             |
| FE450 14-21                       | 520-120 | 13/50            | 51        | 1210-1751    | 1211-1442          | 1211-1540     | 1211-1907   | 1211-1652  | -             |
| FE501 14-15                       | 520-120 | 14/52            | 52        | 1210-1752    | 1211-1443          | 1211-1541     | 1211-1908   | 1211-1653  | -             |
| FE501 16                          | 520-120 | 13/50            | 54        | -            | 1211-1444          | -             | -           | 1211-1654  | -             |
| FE501/S 16                        | 520-120 | 15/45            | -         | -            | -                  | -             | -           | -          | -             |
| FE501/S 18-21                     | 520-120 | 12/45            | -         | 1211-1451    | -                  | -             | 1211-1910   | -          | 1211-1657     |
| FX350 17-18                       | 520-120 | 14/52            | -         | 1211-1452    | 1211-1550          | 1211-1911     | -           | 1211-1658  | -             |
| TE 150 17-19 / TE150 I 20-21      | 520-120 | 13/50            | -         | 1211-1453    | 1211-1551          | -             | -           | 1211-1659  | -             |
| TE125 16-17 / TX125 17-19         | 520-120 | 13/50            | -         | 1211-1454    | 1211-1552          | 1211-1913     | -           | 1211-1660  | -             |
| TE250 14-18                       | 520-120 | 13/50            | -         | 1211-1455    | 1211-1553          | 1211-1914     | -           | 1211-1661  | -             |
| TE250 I 18-21                     | 520-120 | 13/50            | -         | 1211-1456    | 1211-1554          | 1211-1915     | -           | 1211-1662  | -             |
| TE300 14-18                       | 520-120 | 13/50            | -         | 1211-1457    | 1211-1555          | 1211-1916     | -           | 1211-1663  | -             |
| TE300 I 19-21                     | 520-120 | 13/50            | -         | 1211-1458    | 1211-1556          | 1211-1917     | -           | 1211-1664  | -             |
| TX300 17-19                       | 520-120 | 13/50            | -         | 1211-1459    | 1211-1557          | -             | -           | 1211-1665  | -             |
| <b>KAWASAKI</b>                   |         |                  |           |              |                    |               |             |            |               |
| KX60 83-03                        | 420-104 | 13/44            | -         | -            | -                  | -             | -           | -          | -             |
| KX65 00-01                        | 420-110 | 13/45            | 47        | -            | -                  | -             | -           | -          | -             |
| KX65 02-21                        | 420-116 | 13/47            | -         | -            | -                  | -             | -           | -          | -             |
| KX80 86-00                        | 420-110 | 13/48-54         | 49        | -            | -                  | -             | -           | -          | -             |
| KX85 01-21                        | 420-118 | 14/50            | 50        | -            | -                  | -             | -           | -          | -             |
| KX100 87-21                       | 420-118 |                  | 51        | -            | 1211-1473          | -             | -           | -          | -             |
|                                   |         |                  | 52        | 1210-1775    | -                  | -             | -           | -          | -             |
| KX125 82                          | 520-114 | 13/51            | 47        | -            | -                  | -             | -           | -          | -             |
| KX125 83-84                       | 520-112 | 13/50            | 48        | 1210-1777    | 1211-1465          | 1211-1563     | -           | -          | -             |
| KX125 85-89                       | 520-112 | 12/47            | 49        | 1210-1778    | 1211-1466          | 1211-1564     | -           | -          | -             |
| KX125 90-91                       | 520-112 | 12/48            | 50        | 1210-1779    | 1211-1467          | 1211-1565     | -           | -          | -             |
| KX125 92-93                       | 520-112 | 12/49            | 51        | 1210-1780    | 1211-1468          | 1211-1566     | -           | -          | -             |
| KX125 94-95                       | 520-110 | 12/49            | 47        | -            | -                  | -             | -           | -          | -             |

**SPROCKET GUIDE (CON'T)**

| FITS MODEL               | CHAIN   | STANDARD GEARING | REAR SIZE | STEEL PART # | ALUMINUM SPROCKETS |               |             |            |               |   |
|--------------------------|---------|------------------|-----------|--------------|--------------------|---------------|-------------|------------|---------------|---|
|                          |         |                  |           |              | BLACK PART #       | SILVER PART # | BLUE PART # | RED PART # | ORANGE PART # |   |
| <b>KAWASAKI (CON'T)</b>  |         |                  |           |              |                    |               |             |            |               |   |
| KX125 96-97              | 520-112 | 13/50            | 48        | 1210-1777    | 1211-1465          | 1211-1563     | -           | -          | -             | - |
| KX125 98-99              | 520-110 | 12/48            | 49        | 1210-1778    | 1211-1466          | 1211-1564     | -           | -          | -             | - |
| KX125 00-02              | 520-110 | 12/49            | 50        | 1210-1779    | 1211-1467          | 1211-1565     | -           | -          | -             | - |
| KX125 03-08              | 520-110 | 13/51            | 51        | 1210-1780    | 1211-1468          | -             | -           | -          | -             | - |
|                          |         |                  | 52        | -            | 1211-1469          | -             | -           | -          | -             | - |
| KX250 85-86              | 520-112 | 14/50            | 47        | -            | -                  | -             | -           | -          | -             | - |
|                          |         |                  | 48        | 1210-1777    | 1211-1465          | 1211-1563     | -           | -          | -             | - |
|                          |         |                  | 49        | 1210-1778    | 1211-1466          | 1211-1564     | -           | -          | -             | - |
|                          |         |                  | 50        | 1210-1779    | 1211-1467          | 1211-1565     | -           | -          | -             | - |
|                          |         |                  | 51        | 1210-1780    | 1211-1468          | 1211-1566     | -           | -          | -             | - |
|                          |         |                  | 52        | -            | 1211-1469          | -             | -           | -          | -             | - |
| KX250 87-89              | 520-114 | 14/47            | 47        | -            | -                  | -             | -           | -          | -             | - |
| KX250 90-91              | 520-114 | 14/48            | 48        | 1210-1777    | 1211-1465          | 1211-1563     | -           | -          | -             | - |
| KX250 92-97              | 520-114 | 14/49            | 49        | 1210-1778    | 1211-1466          | 1211-1564     | -           | -          | -             | - |
| KX250 98                 | 520-112 | 13/48            | 50        | 1210-1779    | 1211-1467          | 1211-1565     | -           | -          | -             | - |
| KDX250 91-94             | 520-114 | 13/47            | 51        | 1210-1780    | 1211-1468          | -             | -           | -          | -             | - |
|                          |         |                  | 52        | -            | 1211-1469          | -             | -           | -          | -             | - |
| KX250 99                 | 520-114 | 13/48            | 47        | -            | -                  | -             | -           | -          | -             | - |
| KX250 00                 | 520-114 | 14/47            | 48        | 1210-1777    | 1211-1465          | 1211-1563     | -           | -          | -             | - |
| KX250 01                 | 520-114 | 14/48            | 49        | 1210-1778    | 1211-1466          | 1211-1564     | -           | -          | -             | - |
| KX250 02-04              | 520-114 | 13/49            | 50        | 1210-1779    | 1211-1467          | 1211-1565     | -           | -          | -             | - |
| KX250 05-07              | 520-116 | 13/51            | 51        | 1210-1780    | 1211-1468          | -             | -           | -          | -             | - |
|                          |         |                  | 52        | -            | 1211-1469          | -             | -           | -          | -             | - |
| KX250F 04-05             | 520-114 | 13/48            | 47        | -            | -                  | -             | -           | -          | -             | - |
|                          |         |                  | 48        | 1210-1777    | 1211-1465          | 1211-1563     | -           | -          | -             | - |
|                          |         |                  | 49        | 1210-1778    | 1211-1466          | 1211-1564     | -           | -          | -             | - |
|                          |         |                  | 50        | 1210-1779    | 1211-1467          | 1211-1565     | -           | -          | -             | - |
|                          |         |                  | 51        | 1210-1780    | 1211-1468          | -             | -           | -          | -             | - |
|                          |         |                  | 52        | -            | 1211-1469          | -             | -           | -          | -             | - |
| KX250F 06-10             | 520-112 | 13/48            | 47        | -            | -                  | -             | -           | -          | -             | - |
| KX250F 11-21 / KX250X 21 | 520-114 | 13/50            | 48        | 1210-1777    | 1211-1465          | 1211-1563     | -           | -          | -             | - |
|                          |         |                  | 49        | 1210-1778    | 1211-1466          | 1211-1564     | -           | -          | -             | - |
|                          |         |                  | 50        | 1210-1779    | 1211-1467          | 1211-1565     | -           | -          | -             | - |
|                          |         |                  | 51        | 1210-1780    | 1211-1468          | -             | -           | -          | -             | - |
|                          |         |                  | 52        | -            | 1211-1469          | -             | -           | -          | -             | - |
| KX450F 06-21 / KX450X 21 | 520-114 | 13/50            | 47        | -            | -                  | -             | -           | -          | -             | - |
|                          |         |                  | 48        | 1210-1777    | 1211-1465          | 1211-1563     | -           | -          | -             | - |
|                          |         |                  | 49        | 1210-1778    | 1211-1466          | 1211-1564     | -           | -          | -             | - |
|                          |         |                  | 50        | 1210-1779    | 1211-1467          | 1211-1565     | -           | -          | -             | - |
|                          |         |                  | 51        | 1210-1780    | 1211-1468          | -             | -           | -          | -             | - |
|                          |         |                  | 52        | -            | 1211-1469          | -             | -           | -          | -             | - |
| KX500 83-84              | 520-112 | 14/43            | 47        | -            | -                  | -             | -           | -          | -             | - |
| KX500 85                 | 520-112 | 14/46            | 48        | 1210-1777    | 1211-1465          | 1211-1563     | -           | -          | -             | - |
| KX500 86                 | 520-114 | 14/48            | 49        | 1210-1778    | 1211-1466          | 1211-1564     | -           | -          | -             | - |
|                          |         |                  | 50        | 1210-1779    | 1211-1467          | 1211-1565     | -           | -          | -             | - |
|                          |         |                  | 51        | 1210-1780    | 1211-1468          | -             | -           | -          | -             | - |
|                          |         |                  | 52        | -            | 1211-1469          | -             | -           | -          | -             | - |
| KX500 87-04              | 520-114 | 14/47            | 47        | -            | -                  | -             | -           | -          | -             | - |
|                          |         |                  | 48        | 1210-1777    | 1211-1465          | 1211-1563     | -           | -          | -             | - |
|                          |         |                  | 49        | 1210-1778    | 1211-1466          | 1211-1564     | -           | -          | -             | - |
|                          |         |                  | 50        | 1210-1779    | 1211-1467          | 1211-1565     | -           | -          | -             | - |
|                          |         |                  | 51        | 1210-1780    | 1211-1468          | -             | -           | -          | -             | - |
|                          |         |                  | 52        | -            | 1211-1469          | -             | -           | -          | -             | - |
| KDX200/220 89-06         | 520-108 | 13/47            | 47        | -            | -                  | -             | -           | -          | -             | - |
|                          |         |                  | 48        | 1210-1777    | 1211-1465          | 1211-1563     | -           | -          | -             | - |
|                          |         |                  | 49        | 1210-1778    | 1211-1466          | 1211-1564     | -           | -          | -             | - |
|                          |         |                  | 50        | 1210-1779    | 1211-1467          | 1211-1565     | -           | -          | -             | - |
|                          |         |                  | 51        | 1210-1780    | 1211-1468          | -             | -           | -          | -             | - |
|                          |         |                  | 52        | -            | 1211-1469          | -             | -           | -          | -             | - |
| KLX125/L 03-06           | 428-122 | 14/51            |           | -            | -                  | -             | -           | -          | -             | - |
| KLX140 08-21             | 428-122 | 14/50            | 49        | -            | -                  | -             | -           | -          | -             | - |
| KLX140L 08-21            | 428-134 | 13/51            | 50        | -            | -                  | 1211-1570     | -           | -          | -             | - |
| KLX140G 19-21            | 428-126 | 13/57            | 51        | -            | 1211-1473          | 1211-1571     | -           | -          | -             | - |
|                          |         |                  | 52        | 1210-1775    | -                  | -             | -           | -          | -             | - |
| KLX250/300 94-02         | 520-110 | 14/50            | 47        | -            | -                  | -             | -           | -          | -             | - |
|                          |         |                  | 48        | 1210-1777    | 1211-1465          | 1211-1563     | -           | -          | -             | - |
|                          |         |                  | 49        | 1210-1778    | 1211-1466          | 1211-1564     | -           | -          | -             | - |
|                          |         |                  | 50        | 1210-1779    | 1211-1467          | 1211-1565     | -           | -          | -             | - |
|                          |         |                  | 51        | 1210-1780    | 1211-1468          | -             | -           | -          | -             | - |
|                          |         |                  | 52        | -            | 1211-1469          | -             | -           | -          | -             | - |
| KLX250S 06-07            | 520-106 | 14/42            | 47        | -            | -                  | -             | -           | -          | -             | - |
|                          |         |                  | 48        | 1210-1777    | 1211-1465          | 1211-1563     | -           | -          | -             | - |
|                          |         |                  | 49        | 1210-1778    | 1211-1466          | 1211-1564     | -           | -          | -             | - |
|                          |         |                  | 50        | 1210-1779    | 1211-1467          | 1211-1565     | -           | -          | -             | - |

CONTINUED ON NEXT PAGE

APPAREL

HELMETS & GOGGLES

RIDER ARMOR

OUTERWEAR

YOUTH

LUGGAGE & PACKS

BIKE BODY

BIKE CONTROLS

BIKE SUSPENSION

BIKE BRAKING

BIKE DRIVE

BIKE BEARINGS

BIKE ENGINE

BIKE ELECTRICAL

BIKE EXHAUST

BIKE WHEELS

BICYCLE

GARAGE & PROMO

SIZING CHART

| SPROCKET GUIDE (CON'T)  |         |                  |           |              | ALUMINUM SPROCKETS |               |             |            |               |
|---|---------|------------------|-----------|--------------|--------------------|---------------|-------------|------------|---------------|
| FITS MODEL  | CHAIN   | STANDARD GEARING | REAR SIZE | STEEL PART # | BLACK PART #       | SILVER PART # | BLUE PART # | RED PART # | ORANGE PART # |
| <b>KAWASAKI (CON'T)</b>   |         |                  |           |              |                    |               |             |            |               |
|   |         |                  | 51        | 1210-1780    | 1211-1468          | -             | -           | -          | -             |
|   |         |                  | 52        | -            | 1211-1469          | -             | -           | -          | -             |
| <b>KLX250S 09-21</b>  | 520-106 | 13/50            | 47        | -            | -                  | -             | -           | -          | -             |
| <b>KLX250SF MOTARD 09-10</b>  | 520-104 | 14/42            | 48        | 1210-1777    | 1211-1465          | 1211-1563     | -           | -          | -             |
|   |         |                  | 49        | 1210-1778    | 1211-1466          | 1211-1564     | -           | -          | -             |
|   |         |                  | 50        | 1210-1779    | 1211-1467          | 1211-1565     | -           | -          | -             |
|   |         |                  | 51        | 1210-1780    | 1211-1468          | -             | -           | -          | -             |
|   |         |                  | 52        | -            | 1211-1469          | -             | -           | -          | -             |
| <b>KLX300R 03-07</b>  | 520-110 | 14/50            | 47        | -            | -                  | -             | -           | -          | -             |
|   |         |                  | 48        | 1210-1777    | 1211-1465          | 1211-1563     | -           | -          | -             |
|   |         |                  | 49        | 1210-1778    | 1211-1466          | 1211-1564     | -           | -          | -             |
|   |         |                  | 50        | 1210-1779    | 1211-1467          | 1211-1565     | -           | -          | -             |
|   |         |                  | 51        | 1210-1780    | 1211-1468          | -             | -           | -          | -             |
|   |         |                  | 52        | -            | 1211-1469          | -             | -           | -          | -             |
| <b>KLX300R 20-21</b>  | 520-110 | 14/50            | 47        | -            | -                  | -             | -           | -          | -             |
|   |         |                  | 48        | 1210-1777    | 1211-1465          | 1211-1563     | -           | -          | -             |
|   |         |                  | 49        | 1210-1778    | 1211-1466          | 1211-1564     | -           | -          | -             |
|   |         |                  | 50        | 1210-1779    | 1211-1467          | 1211-1565     | -           | -          | -             |
|   |         |                  | 51        | 1210-1780    | 1211-1468          | -             | -           | -          | -             |
|   |         |                  | 52        | -            | 1211-1469          | -             | -           | -          | -             |
| <b>KLX400R/SR 03</b>  | 520-112 | 14/47            | 41        | -            | 1211-1476          | -             | -           | -          | -             |
|   |         |                  | 44        | -            | 1211-1477          | -             | -           | -          | -             |
|   |         |                  | 47        | 1210-1783    | -                  | -             | -           | -          | -             |
|   |         |                  | 48        | 1210-1784    | 1211-1479          | 1211-1577     | -           | -          | -             |
|   |         |                  | 49        | 1210-1785    | 1211-1480          | 1211-1578     | -           | -          | -             |
|   |         |                  | 50        | 1210-1786    | 1211-1481          | 1211-1579     | -           | -          | -             |
|   |         |                  | 51        | 1210-1787    | 1211-1482          | 1211-1580     | -           | -          | -             |
| <b>KX450F 06-22 / KX450X 22</b>   | 520-114 |                  |           | -            | -                  | -             | -           | -          | -             |
|   |         |                  |           | -            | 1211-1465          | 1211-1563     | -           | -          | -             |
|   |         |                  |           | -            | 1211-1466          | 1211-1564     | -           | -          | -             |
|   |         |                  |           | -            | 1211-1467          | 1211-1565     | -           | -          | -             |
|   |         |                  |           | -            | 1211-1468          | -             | -           | -          | -             |
|   |         |                  |           | -            | 1211-1469          | -             | -           | -          | -             |
| <b>KLX450R 08-09 / 18-19</b>  | 520-114 | 13/50            | 47        | -            | -                  | -             | -           | -          | -             |
|   |         |                  | 48        | 1210-1777    | 1211-1465          | 1211-1563     | -           | -          | -             |
|   |         |                  | 49        | 1210-1778    | 1211-1466          | 1211-1564     | -           | -          | -             |
|   |         |                  | 50        | 1210-1779    | 1211-1467          | 1211-1565     | -           | -          | -             |
|   |         |                  | 51        | 1210-1780    | 1211-1468          | -             | -           | -          | -             |
|   |         |                  | 52        | -            | 1211-1469          | -             | -           | -          | -             |
| <b>KLR650 87-89</b>   | 520-106 | 15/43            | 43        | 1210-2138    | -                  | -             | -           | -          | -             |
| <b>KLR650 90-95</b>   | 520-106 | -                | 44        | 1210-2139    | -                  | -             | -           | -          | -             |
|   |         |                  | 46        | 1210-2140    | -                  | -             | -           | -          | -             |
| <b>KLR650 98-17</b>   | 520-106 | 15/43            | 43        | 1210-2138    | -                  | -             | -           | -          | -             |
| <b>KLX650 93-96</b>   | 520-112 | 15/43            | 44        | 1210-2139    | -                  | -             | -           | -          | -             |
| <b>KLX650 R 99-01</b>   | 520-112 | -                | 46        | 1210-2140    | -                  | -             | -           | -          | -             |
| <b>KLE650 VERSYS 07-17</b>  | 520-112 | 15-46            | 43        | 1210-2110    | 1211-2014          | -             | -           | -          | -             |
|   |         |                  | 45        | 1210-2111    | 1211-2015          | -             | -           | -          | -             |
|   |         |                  | 46        | 1210-2112    | 1211-2016          | -             | -           | -          | -             |
| <b>KTM</b>  |         |                  |           |              |                    |               |             |            |               |
| <b>SX 60/65 98-02</b>   | 420-112 | 13/46            | 46        | 1210-1798    | 1211-1445          | 1211-1543     | -           | -          | 1211-1655     |
| <b>SX/XC 65 03-21</b>   | 420-112 | 14/50            | 48        | 1210-1799    | -                  | -             | -           | -          | -             |
|   |         |                  | 50        | 1210-1800    | 1211-1446          | -             | -           | -          | 1211-1656     |
| <b>SX/XC 85 03-17</b>   | 428-124 | 14/46            | 46        | 1210-1768    | 1211-1447          | -             | 1211-1893   | -          | 1211-1897     |
| <b>SX 105 04-13</b>   | 428-124 | 14/49            | 47        | 1210-1769    | -                  | -             | 1211-1894   | -          | 1211-1898     |
|   |         |                  | 48        | 1210-1770    | 1211-1449          | 1211-1547     | 1211-1895   | -          | 1211-1899     |
|   |         |                  | 49        | 1210-1771    | 1211-1450          | 1211-1548     | 1211-1896   | -          | 1211-1900     |
| <b>SX 85 17-21</b>  | 428-124 | 14/49            | 46        | 1210-1768    | 1211-1447          | -             | 1211-1893   | -          | 1211-1897     |
|   |         |                  | 47        | 1210-1769    | -                  | -             | 1211-1894   | -          | 1211-1898     |
|   |         |                  | 48        | 1210-1770    | 1211-1449          | 1211-1547     | 1211-1895   | -          | 1211-1899     |
|   |         |                  | 49        | 1210-1771    | 1211-1450          | 1211-1548     | 1211-1896   | -          | 1211-1900     |
| <b>4-STROKES 90-97 (ALL)</b>  | 520-120 |                  | 45        | -            | 1211-1451          | -             | 1211-1910   | -          | 1211-1657     |
|   |         |                  | 46        | -            | 1211-1452          | 1211-1550     | 1211-1911   | -          | 1211-1658     |
|   |         |                  | 47        | 1210-1747    | 1211-1453          | 1211-1551     | -           | -          | 1211-1659     |
|   |         |                  | 48        | 1210-1748    | 1211-1454          | 1211-1552     | 1211-1913   | -          | 1211-1660     |
|   |         |                  | 49        | 1210-1749    | 1211-1455          | 1211-1553     | 1211-1914   | -          | 1211-1661     |
|   |         |                  | 50        | 1210-1750    | 1211-1456          | 1211-1554     | 1211-1915   | -          | 1211-1662     |
|   |         |                  | 51        | 1210-1751    | 1211-1457          | 1211-1555     | 1211-1916   | -          | 1211-1663     |
|   |         |                  | 52        | 1210-1752    | 1211-1458          | 1211-1556     | 1211-1917   | -          | 1211-1664     |
|   |         |                  | 54        | -            | 1211-1459          | 1211-1557     | -           | -          | 1211-1665     |
| <b>SX/EXC/XC/XC-W 125/144/150/200/250/300/350/360/380/400/450/525/530 90-21</b> | 520-120 | -                | 45        | -            | 1211-1451          | -             | 1211-1910   | -          | 1211-1657     |
|   | 520-120 | -                | 46        | -            | 1211-1452          | 1211-1550     | 1211-1911   | -          | 1211-1658     |
|   |         |                  | 47        | 1210-1747    | 1211-1453          | 1211-1551     | -           | -          | 1211-1659     |
|   |         |                  | 48        | 1210-1748    | 1211-1454          | 1211-1552     | 1211-1913   | -          | 1211-1660     |
|   |         |                  | 49        | 1210-1749    | 1211-1455          | 1211-1553     | 1211-1914   | -          | 1211-1661     |
|   |         |                  | 50        | 1210-1750    | 1211-1456          | 1211-1554     | 1211-1915   | -          | 1211-1662     |



**SPROCKET GUIDE (CON'T)**

| FITS MODEL                     | CHAIN   | STANDARD GEARING | REAR SIZE | STEEL PART # | ALUMINUM SPROCKETS |               |             |            |               |
|--------------------------------|---------|------------------|-----------|--------------|--------------------|---------------|-------------|------------|---------------|
|                                |         |                  |           |              | BLACK PART #       | SILVER PART # | BLUE PART # | RED PART # | ORANGE PART # |
| <b>KTM (CON'T)</b>             |         |                  |           |              |                    |               |             |            |               |
|                                |         |                  | 51        | 1210-1751    | 1211-1457          | 1211-1555     | 1211-1916   | -          | 1211-1663     |
|                                |         |                  | 52        | 1210-1752    | 1211-1458          | 1211-1556     | 1211-1917   | -          | 1211-1664     |
|                                |         |                  | 54        | -            | 1211-1459          | 1211-1557     | -           | -          | 1211-1665     |
| <b>SXF 250 05-21</b>           | 520-120 | 14/50            | 45        | -            | 1211-1451          | -             | 1211-1910   | -          | 1211-1657     |
| <b>EXC 250 4-STROKE 03-06</b>  | 520-120 | 14/52            | 46        | -            | 1211-1452          | 1211-1550     | 1211-1911   | -          | 1211-1658     |
|                                |         |                  | 47        | 1210-1747    | 1211-1453          | 1211-1551     | -           | -          | 1211-1659     |
|                                |         |                  | 48        | 1210-1748    | 1211-1454          | 1211-1552     | 1211-1913   | -          | 1211-1660     |
|                                |         |                  | 49        | 1210-1749    | 1211-1455          | 1211-1553     | 1211-1914   | -          | 1211-1661     |
|                                |         |                  | 50        | 1210-1750    | 1211-1456          | 1211-1554     | 1211-1915   | -          | 1211-1662     |
|                                |         |                  | 51        | 1210-1751    | 1211-1457          | 1211-1555     | 1211-1916   | -          | 1211-1663     |
|                                |         |                  | 52        | 1210-1752    | 1211-1458          | 1211-1556     | 1211-1917   | -          | 1211-1664     |
|                                |         |                  | 54        | -            | 1211-1459          | 1211-1557     | -           | -          | 1211-1665     |
| <b>RXC 400 LC4 93-02</b>       | 520-120 | 14/50            | 45        | -            | 1211-1451          | -             | 1211-1910   | -          | 1211-1657     |
|                                |         |                  | 46        | -            | 1211-1452          | 1211-1550     | 1211-1911   | -          | 1211-1658     |
|                                |         |                  | 47        | 1210-1747    | 1211-1453          | 1211-1551     | -           | -          | 1211-1659     |
|                                |         |                  | 48        | 1210-1748    | 1211-1454          | 1211-1552     | 1211-1913   | -          | 1211-1660     |
|                                |         |                  | 49        | 1210-1749    | 1211-1455          | 1211-1553     | 1211-1914   | -          | 1211-1661     |
|                                |         |                  | 50        | 1210-1750    | 1211-1456          | 1211-1554     | 1211-1915   | -          | 1211-1662     |
|                                |         |                  | 51        | 1210-1751    | 1211-1457          | 1211-1555     | 1211-1916   | -          | 1211-1663     |
|                                |         |                  | 52        | 1210-1752    | 1211-1458          | 1211-1556     | 1211-1917   | -          | 1211-1664     |
|                                |         |                  | 54        | -            | 1211-1459          | 1211-1557     | -           | -          | 1211-1665     |
| <b>SX/EXC 400 99-02</b>        | 520-120 | 14/50            | 45        | -            | 1211-1451          | -             | 1211-1910   | -          | 1211-1657     |
| <b>XC-W 400 09-10</b>          | 520-120 |                  | 46        | -            | 1211-1452          | 1211-1550     | 1211-1911   | -          | 1211-1658     |
| <b>EXC/MXC400 94-95</b>        | 520-120 |                  | 47        | 1210-1747    | 1211-1453          | 1211-1551     | -           | -          | 1211-1659     |
| <b>SX-F/XC-F 450 03-21</b>     | 520-120 |                  | 48        | 1210-1748    | 1211-1454          | 1211-1552     | 1211-1913   | -          | 1211-1660     |
| <b>EXC/XC-W 450 03-21</b>      | 520-120 |                  | 49        | 1210-1749    | 1211-1455          | 1211-1553     | 1211-1914   | -          | 1211-1661     |
| <b>EXC-R 450 08-12</b>         | 520-120 |                  | 50        | 1210-1750    | 1211-1456          | 1211-1554     | 1211-1915   | -          | 1211-1662     |
| <b>MXC/XC 450 03-06</b>        | 520-120 |                  | 51        | 1210-1751    | 1211-1457          | 1211-1555     | 1211-1916   | -          | 1211-1663     |
| <b>XCR-W 450 08-09</b>         | 520-120 |                  | 52        | 1210-1752    | 1211-1458          | 1211-1556     | 1211-1917   | -          | 1211-1664     |
|                                |         |                  | 54        | -            | 1211-1459          | 1211-1557     | -           | -          | 1211-1665     |
| <b>SX 500 92</b>               | 520-120 | -                | 45        | -            | 1211-1451          | -             | 1211-1910   | -          | 1211-1657     |
| <b>SXF/XCF 505 07-09</b>       | 520-120 | 14/52            | 46        | -            | 1211-1452          | 1211-1550     | 1211-1911   | -          | 1211-1658     |
| <b>SX/EXC 520 99-02</b>        | 520-120 | 14/50            | 47        | 1210-1747    | 1211-1453          | 1211-1551     | -           | -          | 1211-1659     |
| <b>SX/EXC/MXC/SMC 52503-07</b> | 520-120 | 14/48            | 48        | 1210-1748    | 1211-1454          | 1211-1552     | 1211-1913   | -          | 1211-1660     |
| <b>EXC-R 53008-11</b>          | 520-120 | 15/45            | 49        | 1210-1749    | 1211-1455          | 1211-1553     | 1211-1914   | -          | 1211-1661     |
| <b>XCR-W 53008-11</b>          | 520-120 | 14/50            | 50        | 1210-1750    | 1211-1456          | 1211-1554     | 1211-1915   | -          | 1211-1662     |
| <b>DXC/MXC 550 92-97</b>       | 520-120 | -                | 51        | 1210-1751    | 1211-1457          | 1211-1555     | 1211-1916   | -          | 1211-1663     |
|                                |         |                  | 52        | 1210-1752    | 1211-1458          | 1211-1556     | 1211-1917   | -          | 1211-1664     |
|                                |         |                  | 54        | -            | 1211-1459          | 1211-1557     | -           | -          | 1211-1665     |
| <b>LC4 600 90-93</b>           | 520-120 | -                | 45        | -            | 1211-1451          | -             | 1211-1910   | -          | 1211-1657     |
| <b>LC4/DUKE/MX 620 94-99</b>   | 520-120 |                  | 46        | -            | 1211-1452          | 1211-1550     | 1211-1911   | -          | 1211-1658     |
| <b>LC4/SXC/SMC 625 02-06</b>   | 520-120 |                  | 47        | 1210-1747    | 1211-1453          | 1211-1551     | -           | -          | 1211-1659     |
| <b>LC4 640 99-07</b>           | 520-120 |                  | 48        | 1210-1748    | 1211-1454          | 1211-1552     | 1211-1913   | -          | 1211-1660     |
| <b>SMC 660 03-06</b>           | 520-120 |                  | 49        | 1210-1749    | 1211-1455          | 1211-1553     | 1211-1914   | -          | 1211-1661     |
| <b>SM/SMC 690 07-12</b>        | 520-120 |                  | 50        | 1210-1750    | 1211-1456          | 1211-1554     | 1211-1915   | -          | 1211-1662     |
| <b>SMC-R 690 12-17</b>         | 520-120 |                  | 51        | 1210-1751    | 1211-1457          | 1211-1555     | 1211-1916   | -          | 1211-1663     |
|                                |         |                  | 52        | 1210-1752    | 1211-1458          | 1211-1556     | 1211-1917   | -          | 1211-1664     |
|                                |         |                  | 54        | -            | 1211-1459          | 1211-1557     | -           | -          | 1211-1665     |
| <b>RIEJU</b>                   |         |                  |           |              |                    |               |             |            |               |
| <b>MRT 450 14-</b>             | 520-120 | -                | 48        | 1210-1788    | 1211-1488          | 1211-1586     | 1211-1618   | -          | -             |
|                                |         |                  | 49        | 1210-1789    | 1211-1489          | 1211-1587     | 1211-1619   | -          | -             |
|                                |         |                  | 50        | 1210-1790    | 1211-1490          | 1211-1588     | 1211-1620   | -          | -             |
|                                |         |                  | 51        | 1210-1791    | 1211-1491          | 1211-1589     | 1211-1621   | -          | -             |
|                                |         |                  | 52        | -            | -                  | -             | 1211-1622   | -          | -             |
| <b>SHERCO</b>                  |         |                  |           |              |                    |               |             |            |               |
| <b>ALL ENDURO MODELS 13-15</b> | 520-120 | -                | 41        | -            | -                  | -             | -           | -          | -             |
| <b>450SE/510SE 06-11</b>       | 520-120 |                  | 42        | -            | -                  | -             | -           | -          | -             |
|                                |         |                  | 43        | -            | -                  | 1211-1533     | -           | 1211-1645  | -             |
|                                |         |                  | 44        | -            | -                  | -             | -           | -          | -             |
|                                |         |                  | 45        | -            | -                  | -             | -           | 1211-1647  | -             |
|                                |         |                  | 46        | -            | -                  | -             | 1211-1903   | 1211-1648  | -             |
|                                |         |                  | 47        | 1210-1733    | 1211-1439          | 1211-1537     | 1211-1904   | -          | -             |
|                                |         |                  | 48        | 1210-1734    | 1211-1440          | 1211-1538     | 1211-1905   | 1211-1650  | -             |
|                                |         |                  | 49        | 1210-1735    | 1211-1441          | 1211-1539     | 1211-1906   | 1211-1651  | -             |
|                                |         |                  | 50        | 1210-1736    | 1211-1442          | 1211-1540     | 1211-1907   | 1211-1652  | -             |
|                                |         |                  | 51        | 1210-1737    | 1211-1443          | 1211-1541     | 1211-1908   | 1211-1653  | -             |
|                                |         |                  | 52        | 1210-1738    | 1211-1444          | -             | -           | 1211-1654  | -             |
| <b>SUZUKI</b>                  |         |                  |           |              |                    |               |             |            |               |
| <b>RM60 03</b>                 | 420-94  | 13/44            | -         | -            | -                  | -             | -           | -          | -             |
| <b>RM65 03-06</b>              | 420-110 | 13/47            | 47        | -            | -                  | -             | -           | -          | -             |
| <b>RM80 83</b>                 | 428-118 | 13/50            | 47        | 1210-1793    | -                  | -             | 1211-1614   | -          | -             |
| <b>RM80 84-85</b>              | 428-114 | 13/44            | 48        | 1210-1794    | -                  | -             | -           | -          | -             |
| <b>RM80 89-01</b>              | 428-118 | 14/48            | 49        | 1210-1795    | -                  | -             | -           | -          | -             |
| <b>RM85/L 02-19</b>            | 428-122 | 14/47            | 50        | 1210-1796    | -                  | -             | 1211-1617   | -          | -             |

CONTINUED ON NEXT PAGE

APPAREL

HELMETS & GOGGLES

RIDER ARMOR

OUTERWEAR

YOUTH

LUGGAGE & PACKS

BIKE BODY

BIKE CONTROLS

BIKE SUSPENSION

BIKE BRAKING

BIKE DRIVE

BIKE BEARINGS

BIKE ENGINE

BIKE ELECTRICAL

BIKE EXHAUST

BIKE WHEELS

BICYCLE

GARAGE & PROMO

SIZING CHART

| SPROCKET GUIDE (CON'T) |         |                  |           |              | ALUMINUM SPROCKETS |               |             |            |               |
|------------------------|---------|------------------|-----------|--------------|--------------------|---------------|-------------|------------|---------------|
| FITS MODEL             | CHAIN   | STANDARD GEARING | REAR SIZE | STEEL PART # | BLACK PART #       | SILVER PART # | BLUE PART # | RED PART # | ORANGE PART # |
| <b>SUZUKI (CON'T)</b>  |         |                  |           |              |                    |               |             |            |               |
| RM100 03               | 420-124 | 13/51            | 52        | 1210-1797    | -                  | -             | 1211-1623   | -          | -             |
|                        |         |                  | 49        | -            | -                  | -             | -           | -          |               |
|                        |         |                  | 50        | -            | -                  | -             | -           | -          |               |
|                        |         |                  | 51        | -            | 1211-1473          | -             | -           | -          |               |
| RM125 80-84            | 520-114 | 12/51            | 52        | 1210-1775    | -                  | -             | -           | -          | -             |
|                        |         |                  | 41        | -            | 1211-1476          | -             | -           | -          |               |
|                        |         |                  | 44        | -            | 1211-1477          | -             | -           | -          |               |
|                        |         |                  | 47        | 1210-1783    | -                  | -             | -           | -          |               |
| RM125 85               | 520-114 | 12/49            | 44        | -            | 1211-1477          | -             | -           | -          |               |
| RM125 86-87            | 520-114 | 12/51            | 47        | 1210-1783    | -                  | -             | -           | -          |               |
| RM125 88-91            | 520-114 | 13/51            | 48        | 1210-1784    | 1211-1479          | 1211-1577     | -           | -          |               |
| RM125 92-96            | 520-114 | 12/49            | 49        | 1210-1785    | 1211-1480          | 1211-1578     | -           | -          |               |
| RM125 97-99            | 520-114 | 12/50            | 50        | 1210-1786    | 1211-1481          | 1211-1579     | -           | -          |               |
| RM125 00-05            | 520-114 | 12/49            | 51        | 1210-1787    | 1211-1482          | 1211-1580     | -           | -          |               |
| RM125 06-12            | 520-114 | 12/51            | -         | -            | -                  | -             | -           | -          |               |
| RM250 82               | 520-114 | 14/49            | 41        | -            | 1211-1476          | -             | -           | -          |               |
| RM250 83               | 520-116 | 14/50            | 44        | -            | 1211-1477          | -             | -           | -          | -             |
|                        |         |                  | 47        | 1210-1783    | -                  | -             | -           | -          |               |
|                        |         |                  | 48        | 1210-1784    | 1211-1479          | 1211-1577     | -           | -          | -             |
|                        |         |                  | 49        | 1210-1785    | 1211-1480          | 1211-1578     | -           | -          | -             |
|                        |         |                  | 50        | 1210-1786    | 1211-1481          | 1211-1579     | -           | -          | -             |
|                        |         |                  | 51        | 1210-1787    | 1211-1482          | 1211-1580     | -           | -          | -             |
| RM250 87-88            | 520-114 | 14/50            | 41        | -            | 1211-1476          | -             | -           | -          |               |
| RM250 89-98            | 520-116 | 13/49            | 44        | -            | 1211-1477          | -             | -           | -          |               |
| RM250 99-00            | 520-114 | 13/48            | 47        | 1210-1783    | -                  | -             | -           | -          |               |
| RM250 01-08            | 520-116 | 13/50            | 48        | 1210-1784    | 1211-1479          | 1211-1577     | -           | -          | -             |
|                        |         |                  | 49        | 1210-1785    | 1211-1480          | 1211-1578     | -           | -          | -             |
|                        |         |                  | 50        | 1210-1786    | 1211-1481          | 1211-1579     | -           | -          | -             |
|                        |         |                  | 51        | 1210-1787    | 1211-1482          | 1211-1580     | -           | -          | -             |
|                        |         |                  | 52        | 1210-1788    | 1211-1483          | 1211-1581     | -           | -          | -             |
| RMZ250 04-06           | 520-114 | 13/48            | 47        | -            | -                  | -             | -           | -          |               |
|                        |         |                  | 48        | 1210-1777    | 1211-1465          | 1211-1563     | -           | -          | -             |
|                        |         |                  | 49        | 1210-1778    | 1211-1466          | 1211-1564     | -           | -          | -             |
|                        |         |                  | 50        | 1210-1779    | 1211-1467          | 1211-1565     | -           | -          | -             |
|                        |         |                  | 51        | 1210-1780    | 1211-1468          | -             | -           | -          | -             |
|                        |         |                  | 52        | -            | 1211-1469          | -             | -           | -          | -             |
| RMZ250 07-09           | 520-112 | 12/48            | 41        | -            | 1211-1476          | -             | -           | -          |               |
| RMZ250 10-12           | 520-114 | 13/49            | 44        | -            | 1211-1477          | -             | -           | -          | -             |
|                        |         |                  | 47        | 1210-1783    | -                  | -             | -           | -          |               |
|                        |         |                  | 48        | 1210-1784    | 1211-1479          | 1211-1577     | -           | -          | -             |
|                        |         |                  | 49        | 1210-1785    | 1211-1480          | 1211-1578     | -           | -          | -             |
|                        |         |                  | 50        | 1210-1786    | 1211-1481          | 1211-1579     | -           | -          | -             |
|                        |         |                  | 51        | 1210-1787    | 1211-1482          | 1211-1580     | -           | -          | -             |
| RMZ250 13-21           | 520-114 | 13/49            | 41        | -            | 1211-1476          | -             | -           | -          |               |
|                        |         |                  | 44        | -            | 1211-1477          | -             | -           | -          | -             |
|                        |         |                  | 47        | 1210-1783    | -                  | -             | -           | -          |               |
|                        |         |                  | 48        | 1210-1784    | 1211-1479          | 1211-1577     | -           | -          | -             |
|                        |         |                  | 49        | 1210-1785    | 1211-1480          | 1211-1578     | -           | -          | -             |
|                        |         |                  | 50        | 1210-1786    | 1211-1481          | 1211-1579     | -           | -          | -             |
|                        |         |                  | 51        | 1210-1787    | 1211-1482          | 1211-1580     | -           | -          | -             |
| RMZ450 05-07           | 520-114 | 14/49            | 41        | -            | 1211-1476          | -             | -           | -          |               |
| RMZ450 15-21           | 520-114 | 13/50            | 44        | -            | 1211-1477          | -             | -           | -          |               |
| RMX450Z 10-21          | 520-114 | 13/50            | 47        | 1210-1783    | -                  | -             | -           | -          | -             |
|                        |         |                  | 48        | 1210-1784    | 1211-1479          | 1211-1577     | -           | -          | -             |
|                        |         |                  | 49        | 1210-1785    | 1211-1480          | 1211-1578     | -           | -          | -             |
|                        |         |                  | 50        | 1210-1786    | 1211-1481          | 1211-1579     | -           | -          | -             |
|                        |         |                  | 51        | 1210-1787    | 1211-1482          | 1211-1580     | -           | -          | -             |
| RMX250 89-01           | 520-114 | 13/50            | 41        | -            | 1211-1476          | -             | -           | -          |               |
|                        |         |                  | 44        | -            | 1211-1477          | -             | -           | -          | -             |
|                        |         |                  | 47        | 1210-1783    | -                  | -             | -           | -          |               |
|                        |         |                  | 48        | 1210-1784    | 1211-1479          | 1211-1577     | -           | -          | -             |
|                        |         |                  | 49        | 1210-1785    | 1211-1480          | 1211-1578     | -           | -          | -             |
|                        |         |                  | 50        | 1210-1786    | 1211-1481          | 1211-1579     | -           | -          | -             |
|                        |         |                  | 51        | 1210-1787    | 1211-1482          | 1211-1580     | -           | -          | -             |
| DR125/125S ER 86-96    | 428-134 | 14/47-16/53      | -         | -            | -                  | -             | -           | -          |               |
| SP125 86-88            | 428-134 | 14/47            | -         | -            | -                  | -             | -           | -          |               |
| DRZ125 03-19           | 428-122 | 14/51            | -         | -            | -                  | -             | -           | -          |               |
| DRZ125L 03-19          | 428-134 | 14/57            | -         | -            | -                  | -             | -           | -          |               |
| DR250 90-93            | 520-110 | 13/49            | 41        | -            | 1211-1476          | -             | -           | -          | -             |
|                        |         |                  | 44        | -            | 1211-1477          | -             | -           | -          |               |
|                        |         |                  | 47        | 1210-1783    | -                  | -             | -           | -          |               |
|                        |         |                  | 48        | 1210-1784    | 1211-1479          | 1211-1577     | -           | -          | -             |
|                        |         |                  | 49        | 1210-1785    | 1211-1480          | 1211-1578     | -           | -          | -             |
|                        |         |                  | 50        | 1210-1786    | 1211-1481          | 1211-1579     | -           | -          | -             |
| DR250S 90-92           | 520-112 | 13/49            | 41        | -            | -                  | -             | -           | -          |               |
| DR250S 93-95           | 520-108 | 14-42            | 42        | -            | -                  | -             | -           | -          |               |

**SPROCKET GUIDE (CON'T)**

| FITS MODEL                                      | CHAIN           | STANDARD GEARING | REAR SIZE | STEEL PART # | ALUMINUM SPROCKETS |               |             |            |               |
|---|-----------------|------------------|-----------|--------------|--------------------|---------------|-------------|------------|---------------|
|   |                 |                  |           |              | BLACK PART #       | SILVER PART # | BLUE PART # | RED PART # | ORANGE PART # |
| <b>SUZUKI (CON'T)</b>                           |                 |                  |           |              |                    |               |             |            |               |
|   |                 |                  | 43        | -            | -                  | 1211-1533     | -           | 1211-1645  | -             |
|   |                 |                  | 44        | -            | -                  | -             | -           | -          | -             |
|   |                 |                  | 45        | -            | -                  | -             | -           | 1211-1647  | -             |
|   |                 |                  | 46        | -            | -                  | -             | 1211-1903   | 1211-1648  | -             |
|   |                 |                  | 47        | 1210-1733    | 1211-1439          | 1211-1537     | 1211-1904   | -          | -             |
|   |                 |                  | 48        | 1210-1734    | 1211-1440          | 1211-1538     | 1211-1905   | 1211-1650  | -             |
|   |                 |                  | 49        | 1210-1735    | 1211-1441          | 1211-1539     | 1211-1906   | 1211-1651  | -             |
|   |                 |                  | 50        | 1210-1736    | 1211-1442          | 1211-1540     | 1211-1907   | 1211-1652  | -             |
|   |                 |                  | 51        | 1210-1737    | 1211-1443          | 1211-1541     | 1211-1908   | 1211-1653  | -             |
|   |                 |                  | 52        | 1210-1738    | 1211-1444          | -             | -           | 1211-1654  | -             |
| <b>DR-Z250 01-07</b>                            | 520-112         | 13/49            | 41        | -            | 1211-1476          | -             | -           | -          | -             |
|   |                 |                  | 44        | -            | 1211-1477          | -             | -           | -          | -             |
|   |                 |                  | 47        | 1210-1783    | -                  | -             | -           | -          | -             |
|   |                 |                  | 48        | 1210-1784    | 1211-1479          | 1211-1577     | -           | -          | -             |
|   |                 |                  | 49        | 1210-1785    | 1211-1480          | 1211-1578     | -           | -          | -             |
|   |                 |                  | 50        | 1210-1786    | 1211-1481          | 1211-1579     | -           | -          | -             |
|   |                 |                  | 51        | 1210-1787    | 1211-1482          | 1211-1580     | -           | -          | -             |
| <b>DR350 90-99</b>                              | 520-110         | 14/50            | 41        | -            | 1211-1476          | -             | -           | -          | -             |
| <b>DR350SE 96-99</b>                            | 520-108         | 15/41            | 44        | -            | 1211-1477          | -             | -           | -          | -             |
|   |                 |                  | 47        | 1210-1783    | -                  | -             | -           | -          | -             |
|   |                 |                  | 48        | 1210-1784    | 1211-1479          | 1211-1577     | -           | -          | -             |
|   |                 |                  | 49        | 1210-1785    | 1211-1480          | 1211-1578     | -           | -          | -             |
|   |                 |                  | 50        | 1210-1786    | 1211-1481          | 1211-1579     | -           | -          | -             |
|   |                 |                  | 51        | 1210-1787    | 1211-1482          | 1211-1580     | -           | -          | -             |
| <b>DR350S 90-93</b>                             | 520-110         | 14/43            | 41        | -            | -                  | -             | -           | -          | -             |
| <b>DR350S 94-95</b>                             | 520-108         | 15/41            | 42        | -            | -                  | -             | -           | -          | -             |
|   |                 |                  | 43        | -            | -                  | 1211-1533     | -           | 1211-1645  | -             |
|   |                 |                  | 44        | -            | -                  | -             | -           | -          | -             |
|   |                 |                  | 45        | -            | -                  | -             | -           | 1211-1647  | -             |
|   |                 |                  | 46        | -            | -                  | -             | 1211-1903   | 1211-1648  | -             |
|   |                 |                  | 47        | 1210-1733    | 1211-1439          | 1211-1537     | 1211-1904   | -          | -             |
|   |                 |                  | 48        | 1210-1734    | 1211-1440          | 1211-1538     | 1211-1905   | 1211-1650  | -             |
|   |                 |                  | 49        | 1210-1735    | 1211-1441          | 1211-1539     | 1211-1906   | 1211-1651  | -             |
|   |                 |                  | 50        | 1210-1736    | 1211-1442          | 1211-1540     | 1211-1907   | 1211-1652  | -             |
|   |                 |                  | 51        | 1210-1737    | 1211-1443          | 1211-1541     | 1211-1908   | 1211-1653  | -             |
|   |                 |                  | 52        | 1210-1738    | 1211-1444          | -             | -           | 1211-1654  | -             |
| <b>DR-Z400/E 00-09 / 11-21</b>                  | 520-112         | 14/47            | 41        | -            | 1211-1476          | -             | -           | -          | -             |
| <b>DR-Z400 SM 06-09 / 11-21</b>                 | 520-110/520-112 | 15/41            | 44        | -            | 1211-1477          | -             | -           | -          | -             |
| <b>DRZ-400S 00-09 / 13-21</b>                   | 520-112         | 15/44            | 47        | 1210-1783    | -                  | -             | -           | -          | -             |
|   |                 |                  | 48        | 1210-1784    | 1211-1479          | 1211-1577     | -           | -          | -             |
|   |                 |                  | 49        | 1210-1785    | 1211-1480          | 1211-1578     | -           | -          | -             |
|   |                 |                  | 50        | 1210-1786    | 1211-1481          | 1211-1579     | -           | -          | -             |
|   |                 |                  | 51        | 1210-1787    | 1211-1482          | 1211-1580     | -           | -          | -             |
|   |                 |                  | 52        | 1210-1788    | 1211-1488          | 1211-1586     | 1211-1618   | -          | -             |
| <b>DR650 SE 96-18</b>                           | 520-112         | 15/41            | 41        | 1210-2122    | 1211-2026          | -             | -           | -          | -             |
|   |                 |                  | 43        | 1210-2122    | 1211-2027          | -             | -           | -          | -             |
| <b>TM RACING</b>                                |                 |                  |           |              |                    |               |             |            |               |
| <b>EN ENDURO 125-530 (ALL MODELS) ALL YEARS</b> | 520-120         |                  | 48        | 1210-2128    | -                  | -             | -           | -          | -             |
| <b>MX 125-450 (ALL MODELS) ALL YEARS</b>        | 520-120         |                  | 49        | 1210-2129    | 1211-2037          | -             | -           | -          | -             |
|   |                 |                  | 50        | 1210-2130    | 1211-2038          | -             | -           | -          | -             |
|   |                 |                  | 52        | 1210-2132    | -                  | -             | -           | -          | -             |
| <b>YAMAHA</b>                                   |                 |                  |           |              |                    |               |             |            |               |
| <b>YZ65 18-21</b>                               | 420-114         | 14/47            | -         | -            | -                  | -             | -           | -          | -             |
| <b>YZ80 93-01</b>                               | 428-114         | 14/47            | 47        | 1210-1793    | -                  | -             | 1211-1614   | -          | -             |
|   |                 |                  | 48        | 1210-1794    | -                  | -             | -           | -          | -             |
|   |                 |                  | 49        | 1210-1795    | -                  | -             | -           | -          | -             |
|   |                 |                  | 50        | 1210-1796    | -                  | -             | 1211-1617   | -          | -             |
|   |                 |                  | 52        | 1210-1797    | -                  | -             | 1211-1623   | -          | -             |
| <b>YZ85 02-21</b>                               | 428-118         | 14/47            | 47        | 1210-1793    | -                  | -             | 1211-1614   | -          | -             |
|   |                 |                  | 48        | 1210-1794    | -                  | -             | -           | -          | -             |
|   |                 |                  | 49        | 1210-1795    | -                  | -             | -           | -          | -             |
|   |                 |                  | 50        | 1210-1796    | -                  | -             | 1211-1617   | -          | -             |
|   |                 |                  | 52        | 1210-1797    | -                  | -             | 1211-1623   | -          | -             |
| <b>YZ100 82-83</b>                              | 520-106         |                  | 49        | -            | -                  | 1211-1598     | 1211-1627   | -          | -             |
|   |                 |                  | 50        | -            | 1211-1501          | 1211-1599     | -           | -          | -             |
| <b>YZ125 80-82</b>                              | 520-102         | 12/46-48         | 49        | -            | -                  | 1211-1598     | 1211-1627   | -          | -             |
| <b>YZ125 83-84</b>                              | 520-104         | 12/48            | 50        | -            | 1211-1501          | 1211-1599     | -           | -          | -             |
| <b>YZ125 85</b>                                 | 520-106         | 12/52            | -         | -            | -                  | -             | -           | -          | -             |
| <b>YZ125 86</b>                                 | 520-110         | 13/50            | -         | -            | -                  | -             | -           | -          | -             |
| <b>YZ125 87-88</b>                              | 520-114         | 13/49            | -         | -            | -                  | -             | -           | -          | -             |
| <b>YZ125 89-92</b>                              | 520-112         | 13/50            | 49        | -            | -                  | 1211-1598     | 1211-1627   | -          | -             |
| <b>YZ125 93-96</b>                              | 520-112         | 13/50            | 50        | -            | 1211-1501          | 1211-1599     | -           | -          | -             |
| <b>YZ125 97-98</b>                              | 520-112         | 13/48            | -         | -            | -                  | -             | -           | -          | -             |
| <b>YZ125 99-04</b>                              | 520-112         | 13/48            | 48        | 1210-1788    | 1211-1488          | 1211-1586     | 1211-1618   | -          | -             |

APPAREL  
HELMETS & GOGGLES  
RIDER ARMOR  
OUTERWEAR  
YOUTH  
LUGGAGE & PACKS  
BIKE BODY  
BIKE CONTROLS  
BIKE SUSPENSION  
BIKE BRAKING  
BIKE DRIVE  
BIKE BEARINGS  
BIKE ENGINE  
BIKE ELECTRICAL  
BIKE EXHAUST  
BIKE WHEELS  
BICYCLE  
GARAGE & PROMO  
SIZING CHART

CONTINUED ON NEXT PAGE



| SPROCKET GUIDE (CON'T) |         |                  |           |              | ALUMINUM SPROCKETS |               |             |            |               |
|------------------------|---------|------------------|-----------|--------------|--------------------|---------------|-------------|------------|---------------|
| FITS MODEL             | CHAIN   | STANDARD GEARING | REAR SIZE | STEEL PART # | BLACK PART #       | SILVER PART # | BLUE PART # | RED PART # | ORANGE PART # |
| <b>YAMAHA (CON'T)</b>  |         |                  |           |              |                    |               |             |            |               |
|                        |         |                  | 49        | 1210-1789    | 1211-1489          | 1211-1587     | 1211-1619   | -          | -             |
|                        |         |                  | 50        | 1210-1790    | 1211-1490          | 1211-1588     | 1211-1620   | -          | -             |
|                        |         |                  | 51        | 1210-1791    | 1211-1491          | 1211-1589     | 1211-1621   | -          | -             |
|                        |         |                  | 52        | -            | -                  | -             | 1211-1622   | -          | -             |
| YZ125 05-21            | 520-112 | 13/48            | 48        | 1210-1788    | 1211-1488          | 1211-1586     | 1211-1618   | -          | -             |
| YZ125X 20-21           | 520-112 | 13/48            | 49        | 1210-1789    | 1211-1489          | 1211-1587     | 1211-1619   | -          | -             |
|                        |         |                  | 50        | 1210-1790    | 1211-1490          | 1211-1588     | 1211-1620   | -          | -             |
|                        |         |                  | 51        | 1210-1791    | 1211-1491          | 1211-1589     | 1211-1621   | -          | -             |
|                        |         |                  | 52        | -            | -                  | -             | 1211-1622   | -          | -             |
| XT125 R 05-11          | 428-116 | 14/50            | 48        | 1210-2133    | 1211-2032          | -             | -           | -          | -             |
|                        |         |                  | 50        | 1210-2134    | 1211-2033          | -             | -           | -          | -             |
| YZ250 74-76            | 520-106 | 13/50-52         | 49        | -            | -                  | 1211-1598     | 1211-1627   | -          | -             |
|                        |         |                  | 50        | -            | 1211-1501          | 1211-1599     | -           | -          | -             |
|                        |         |                  |           | -            | -                  | -             | -           | -          | -             |
|                        |         |                  |           | -            | -                  | -             | -           | -          | -             |
| YZ250 77-79            | 520-108 | 13/48-54         | 49        | -            | -                  | 1211-1598     | 1211-1627   | -          | -             |
| IT250 77-80            | 520-104 | 13/46-48         | 50        | -            | 1211-1501          | 1211-1599     | -           | -          | -             |
| YZ250 80-87            | 520-114 | 14/48            | 49        | -            | -                  | 1211-1598     | 1211-1627   | -          | -             |
| YZ250 88-93            | 520-114 | 14/49            | 50        | -            | 1211-1501          | 1211-1599     | -           | -          | -             |
| YZ250 94-97            | 520-114 | 13/49            |           | -            | -                  | -             | -           | -          | -             |
| YZ250 98               | 520-114 | 14/50            |           | -            | -                  | -             | -           | -          | -             |
| YZ250WR 89-90          | 520-114 | 14/49            |           | -            | -                  | -             | -           | -          | -             |
| WR250 91-98            | 520-116 | 14/49-52         |           | -            | -                  | -             | -           | -          | -             |
| IT250 81-83            | 520-104 | 13/48-50         |           | -            | -                  | -             | -           | -          | -             |
| YZ250 99-19            | 520-114 | 13/50            | 48        | 1210-1788    | 1211-1488          | 1211-1586     | 1211-1618   | -          | -             |
| YZ250 20-21            | 520-114 | 14/50            | 49        | 1210-1789    | 1211-1489          | 1211-1587     | 1211-1619   | -          | -             |
| YZ250X 16-19           | 520-114 | 13/50            | 50        | 1210-1790    | 1211-1490          | 1211-1588     | 1211-1620   | -          | -             |
| YZ250X 20-21           | 520-114 | 14/50            | 51        | 1210-1791    | 1211-1491          | 1211-1589     | 1211-1621   | -          | -             |
|                        |         |                  | 52        | -            | -                  | -             | 1211-1622   | -          | -             |
| YZ250F 01-06           | 520-112 | 13/48            | 48        | 1210-1788    | 1211-1488          | 1211-1586     | 1211-1618   | -          | -             |
| YZ250F 07-11           | 520-112 | 13/49            | 49        | 1210-1789    | 1211-1489          | 1211-1587     | 1211-1619   | -          | -             |
| YZ250F 12-21           | 520-114 | 13/50            | 50        | 1210-1790    | 1211-1490          | 1211-1588     | 1211-1620   | -          | -             |
| YZ250FX 16-21          | 520-112 | 14/50            | 51        | 1210-1791    | 1211-1491          | 1211-1589     | 1211-1621   | -          | -             |
| WR250F 01-06           | 520-112 | 13/52            | 52        | -            | -                  | -             | 1211-1622   | -          | -             |
| WR250F 07-19           | 520-114 | 13/50            |           | -            | -                  | -             | -           | -          | -             |
| WR250F 20-21           | 520-112 | 13/51            |           | -            | -                  | -             | -           | -          | -             |
| YZ400F/WR400F 98       | 520-114 | 14/49            | 49        | -            | -                  | 1211-1598     | 1211-1627   | -          | -             |
|                        |         |                  | 50        | -            | 1211-1501          | 1211-1599     | -           | -          | -             |
| YZ/WR400/426F 99-02    | 520-114 | 14/49            | 48        | 1210-1788    | 1211-1488          | 1211-1586     | 1211-1618   | -          | -             |
|                        |         |                  | 49        | 1210-1789    | 1211-1489          | 1211-1587     | 1211-1619   | -          | -             |
|                        |         |                  | 50        | 1210-1790    | 1211-1490          | 1211-1588     | 1211-1620   | -          | -             |
|                        |         |                  | 51        | 1210-1791    | 1211-1491          | 1211-1589     | 1211-1621   | -          | -             |
|                        |         |                  | 52        | -            | -                  | -             | 1211-1622   | -          | -             |
| YZ450F 03-04           | 520-114 | 14/48            | 48        | 1210-1788    | 1211-1488          | 1211-1586     | 1211-1618   | -          | -             |
| YZ450F 05              | 520-114 | 14/51            | 49        | 1210-1789    | 1211-1489          | 1211-1587     | 1211-1619   | -          | -             |
| YZ450F 06-10           | 520-114 | 13/49            | 50        | 1210-1790    | 1211-1490          | 1211-1588     | 1211-1620   | -          | -             |
| YZ450F 11-13           | 520-114 | 13/48            | 51        | 1210-1791    | 1211-1491          | 1211-1589     | 1211-1621   | -          | -             |
| YZ450F 14              | 520-114 | 13/49            | 52        | -            | -                  | -             | 1211-1622   | -          | -             |
| YZ450F 15-18           | 520-114 | 13/48            |           | -            | -                  | -             | -           | -          | -             |
| YZ450F 19-21           | 520-114 | 13/49            |           | -            | -                  | -             | -           | -          | -             |
| YZ450FX 16-21          | 520-114 | 13/50            |           | -            | -                  | -             | -           | -          | -             |
| WR450F 03-06           | 520-114 | 13/49            |           | -            | -                  | -             | -           | -          | -             |
| WR450F 07-21           | 520-114 | 13/50            |           | -            | -                  | -             | -           | -          | -             |
| YZ465 80               | 520-108 | 14/46            | 49        | -            | -                  | 1211-1598     | 1211-1627   | -          | -             |
| IT465 81-82            | 520-108 | 14/44            | 50        | -            | 1211-1501          | 1211-1599     | -           | -          | -             |
| YZ465 81               | 520-108 | 14/46            |           | -            | -                  | -             | -           | -          | -             |
| WR 125 X/R 09-16       | 520-114 | 14/53            | 49        | -            | -                  | 1211-1598     | 1211-1627   | -          | -             |
|                        |         |                  | 50        | -            | 1211-1501          | 1211-1599     | -           | -          | -             |
| WR200 91-94            | 520-114 | 13/52            | 49        | -            | -                  | 1211-1598     | 1211-1627   | -          | -             |
|                        |         |                  | 50        | -            | 1211-1501          | 1211-1599     | -           | -          | -             |
| WR250R 08-20           | 520-116 | 13/43            | 48        | -            | -                  | -             | -           | -          | -             |
| WR250X 08-15           | 520-116 | 13/42            | 49        | -            | -                  | -             | 1211-1610   | -          | -             |
|                        |         |                  | 51        | -            | -                  | -             | -           | -          | -             |
|                        |         |                  | 52        | 1210-1767    | -                  | -             | -           | -          | -             |
| TT-R50E 06-21          | 420-110 | 13/37            |           | -            | -                  | -             | -           | -          | -             |
| LB50 86-94             | 420-92  | 13/32            |           | -            | -                  | -             | -           | -          | -             |
| TT-R90 00-07           | 420-86  | 14/35            |           | -            | -                  | -             | -           | -          | -             |
| TTR-110 08-21          | 420-90  | 14/35            |           | -            | -                  | -             | -           | -          | -             |
| TT-R125R/L 00-01       | 428-116 | 13/49            |           | -            | -                  | -             | -           | -          | -             |
| TT-R 125 02-10         | 428-116 | 13/49            |           | -            | -                  | -             | -           | -          | -             |
| TT-R 125L 02-21        | 428-116 | 13/54            |           | -            | -                  | -             | -           | -          | -             |
| TTR230 05-21           | 520-106 | 13/49            | 48        | 1210-1788    | 1211-1488          | 1211-1586     | 1211-1618   | -          | -             |
|                        |         |                  | 49        | 1210-1789    | 1211-1489          | 1211-1587     | 1211-1619   | -          | -             |
|                        |         |                  | 50        | 1210-1790    | 1211-1490          | 1211-1588     | 1211-1620   | -          | -             |

**SPROCKET GUIDE (CON'T)**

| FITS MODEL                   | CHAIN     | STANDARD GEARING | REAR SIZE | STEEL PART # | ALUMINUM SPROCKETS |               |             |            |               |
|------------------------------|-----------|------------------|-----------|--------------|--------------------|---------------|-------------|------------|---------------|
|                              |           |                  |           |              | BLACK PART #       | SILVER PART # | BLUE PART # | RED PART # | ORANGE PART # |
| <b>YAMAHA (CON'T)</b>        |           |                  |           |              |                    |               |             |            |               |
|                              |           |                  | 51        | 1210-1791    | 1211-1491          | 1211-1589     | 1211-1621   | -          | -             |
| TT250 99-06                  | 520-116   | 13/52            | 49        | -            | -                  | 1211-1598     | 1211-1622   | -          | -             |
|                              |           |                  | 50        | -            | 1211-1501          | 1211-1599     | -           | -          | -             |
| BW80 86-90                   | 420-90    | 15/32            | -         | -            | -                  | -             | -           | -          | -             |
| PW80 83-85/91-06             | 420-84    | 15/32            | -         | -            | -                  | -             | -           | -          | -             |
| LB80 89-                     | 420-88    |                  | -         | -            | -                  | -             | -           | -          | -             |
| DT100 77-83                  | 428-108   | 14/45            | -         | -            | -                  | -             | -           | -          | -             |
| RT100 90-00                  | 428-110   | 14/48            | -         | -            | -                  | -             | -           | -          | -             |
| MX 100 75-76                 | 428-102   | 14/48            | -         | -            | -                  | -             | -           | -          | -             |
| IT175 80-83                  | 520-104   |                  | 49        | -            | -                  | 1211-1598     | 1211-1627   | -          | -             |
| MX250 75                     | 520-108   | 13/50            | 49        | -            | -                  | 1211-1598     | 1211-1627   | -          | -             |
| MX400 75                     | 520-108   | 13/50            | 50        | -            | 1211-1501          | 1211-1599     | -           | -          | -             |
| YZ400 76                     | 520-108   | 14/50            | -         | -            | -                  | -             | -           | -          | -             |
| IT400 76-79                  | 520-104   | 15/46-50         | 49        | -            | -                  | 1211-1598     | 1211-1627   | -          | -             |
| DT400 77-78                  | 520-105   | 16/43            | 50        | -            | 1211-1501          | 1211-1599     | -           | -          | -             |
| YZ400 77-79                  | 520-102   | 14/50            | -         | -            | -                  | -             | -           | -          | -             |
| TT600 RE 04-                 | 520-108   | 15/47            | 45        | 1210-2141    | -                  | -             | -           | -          | -             |
| XT600 87-94                  | 12101501+ | 15/45            | -         | -            | -                  | -             | -           | -          | -             |
| XT600 E 89-03                | 520-108   | 15/45            | -         | -            | -                  | -             | -           | -          | -             |
| XT660 R 04-15                | 520-108   | 15/45            | 45        | 1210-2142    | -                  | -             | -           | -          | -             |
| XT660 X (SUPER-MOTARD) 04-15 | 520-108   |                  | 48        | 1210-2143    | -                  | -             | -           | -          | -             |
| XTZ660 Z TENERE 08-15        | 520-108   |                  | -         | -            | -                  | -             | -           | -          | -             |
| XTZ750 TENERE 90-98          | 520-108   |                  | -         | -            | -                  | -             | -           | -          | -             |

**COUNTER SHAFT SEAL KITS**

**\$18.95 - \$24.95**

- Kit includes hardened steel bushing, an upgraded seal, an O-ring (where applicable) and a snap ring or lock washer (where applicable)
- Made in the USA



| COUNTER SHAFT SEAL KIT   |           |
|--------------------------|-----------|
| MAKE/MODEL/YEAR          | PART #    |
| <b>BETA</b>              |           |
| 300 RX 2T 21-23          | 0935-1195 |
| 250 / 300 RR 2T 13-23    | 0935-1195 |
| RR 2T 250/300 RACE 22-23 | 0935-1195 |
| 300 XTRAINER 15-23       | 0935-1195 |
| <b>GAS GAS</b>           |           |
| MC 65 21-23              | 0935-0433 |
| MC 85 19/16 WHEEL 21-23  | 0935-0432 |
| MC 125 21-23             | 0935-0847 |
| EX250F 21-23             | 0935-0428 |
| EC300 21-23              | 0935-0428 |
| EK300 21-23              | 0935-0428 |
| EX350F 21-23             | 0935-0428 |
| EK450F 21-23             | 0935-0428 |
| MC450F 21-23             | 0935-0428 |
| <b>HONDA</b>             |           |
| CR125R 86-03             | 0935-0437 |
| CR125R 04-07             | 0935-0436 |
| CR250R 88-07             | 0935-0435 |
| CRF250R 04-17            | 0935-0436 |
| CRF250R 18-23            | 0935-0435 |
| CRF250RX 19-23           | 0935-0435 |
| CRF250X 04-17            | 0935-0436 |
| CRF450L 19-21            | 0935-0435 |
| CRF450R 02-23            | 0935-0435 |
| CFR450RWE 19-23          | 0935-0435 |
| CRF450RX 17-23           | 0935-0435 |
| CRF450X 05-23            | 0935-0435 |
| CR500R 88-01             | 0935-0435 |

| COUNTER SHAFT SEAL KIT (CON'T) |           |
|--------------------------------|-----------|
| MAKE/MODEL/YEAR                | PART #    |
| <b>HUSABERG</b>                |           |
| FE250 13                       | 0935-0428 |
| FE250 14                       | 0935-0430 |
| TE250 11-14                    | 0935-0430 |
| TE300 11-14                    | 0935-0430 |
| FE350 13-14                    | 0935-0428 |
| 390FE 10-11                    | 0935-0428 |
| 450FE 09-11                    | 0935-0428 |
| 450FX 10-11                    | 0935-0428 |
| FE450 14                       | 0935-0428 |
| FE501 13-14                    | 0935-0428 |
| 570FE 09-11                    | 0935-0428 |
| 570FS 10-11                    | 0935-0428 |
| <b>HUSQVARNA</b>               |           |
| TC65 18 - 23                   | 0935-0433 |
| TC 85 14-23                    | 0935-0432 |
| TC85 BW 19-23                  | 0935-0432 |
| TC 125 14-15                   | 0935-0428 |
| TC 125 16-19                   | 0935-0847 |
| TC125 20-22                    | 0935-0847 |
| TE 125 15-16                   | 0935-0428 |
| TE 150 17-1+A53:C819           | 0935-0847 |
| TE 150 I 20-22                 | 0935-0847 |
| FC 250 14-23                   | 0935-0428 |
| FC 250 (EURO) 15               | 0935-0428 |
| FE 250 14-21                   | 0935-0428 |
| TC 250 14-16                   | 0935-0430 |
| TC 250 17-23                   | 0935-0428 |
| TE 250 14-16                   | 0935-0430 |
| TE 250 17-18                   | 0935-0428 |

**COUNTER SHAFT SEAL KIT (CON'T)**

| MAKE/MODEL/YEAR               | PART #    |
|-------------------------------|-----------|
| <b>HUSQVARNA (CON'T)</b>      |           |
| TE 250 I 18 - 23              | 0935-0428 |
| TE 300 14-16                  | 0935-0430 |
| TE 300 17-18                  | 0935-0428 |
| TE 300 I 19-23                | 0935-0428 |
| TX 300 17-23                  | 0935-0430 |
| TX 300 I 20-23                | 0935-0428 |
| FC 350 14-23                  | 0935-0428 |
| FE 350 14-23                  | 0935-0428 |
| FE 350S 15-23                 | 0935-0428 |
| FX 350 17-23                  | 0935-0428 |
| FC 450 14-23                  | 0935-0428 |
| FC 450 (EURO) 15              | 0935-0428 |
| FC 450 ROCKSTAR EDITION 18-13 | 0935-0428 |
| FE 450 14-23                  | 0935-0428 |
| FR450 RALLY 20-21             | 0935-0428 |
| FS 450 18-21                  | 0935-0428 |
| FX 450 17-23                  | 0935-0428 |
| FE 501 14-23                  | 0935-0428 |
| FE 501S 15-23                 | 0935-0428 |
| <b>KAWASAKI</b>               |           |
| KX60 83-03                    | 0935-0444 |
| KX65 00-04                    | 0935-0444 |
| KX65 05-23                    | 0935-0443 |
| KX80 83-00                    | 0935-0444 |
| KX80 BIG WHEEL 92-94          | 0935-0444 |
| KX85 01-04                    | 0935-0444 |
| KX85 05-23                    | 0935-0443 |
| KX85 BIG WHEEL 05-18          | 0935-0443 |
| KX100 95-04                   | 0935-0444 |
| KX100 05-21                   | 0935-0443 |
| KX112 22-23                   | 0935-0443 |
| KX125 94-05                   | 0935-0442 |
| KDX200 89-06                  | 0935-0841 |
| KDX220 97-05                  | 0935-0841 |
| KLX 230 20-23                 | 0935-0843 |
| KLX230 ABS 21                 | 0935-0843 |
| KLX230S 22-23                 | 0935-0843 |

**COUNTER SHAFT SEAL KIT (CON'T)**

| MAKE/MODEL/YEAR         | PART #    |
|-------------------------|-----------|
| <b>KAWASAKI (CON'T)</b> |           |
| KLX230SM 23             | 0935-0843 |
| KDX250 91-94            | 0935-0441 |
| KLX250R 94-96           | 0935-0842 |
| KX250 91-07             | 0935-0441 |
| KX250F 04-05            | 0935-0440 |
| KX250F 06-13            | 0935-0439 |
| KX250F 14-23            | 0935-0604 |
| KX250X 21-23            | 0935-0604 |
| KLX300R 97-02           | 0935-0842 |
| KLX300 22-23            | 0935-0843 |
| KLX300 SM 21-23         | 0935-0843 |
| KLX450R 08-09           | 0935-0438 |
| KLX450R (AU) 18 - 19    | 0935-0438 |
| KX450F 06-18            | 0935-0438 |
| KX 450F 19-23           | 0935-1166 |
| KX 450 X 21-23          | 0935-1166 |
| KX 450 SR 22-23         | 0935-1166 |
| KX500 88-04             | 0935-0845 |
| KLR650 97-07            | 0935-0846 |
| KLR650 08-14            | 0935-0846 |
| KLX650R 93-96           | 0935-0846 |
| <b>KTM</b>              |           |
| SX 60 98-00             | 0935-0434 |
| SX 65 98-08             | 0935-0434 |
| SX 65 09-23             | 0935-0433 |
| SXS 65 13-14            | 0935-0433 |
| XC 65 08                | 0935-0434 |
| XC 65 09                | 0935-0433 |
| SX 85 03-22             | 0935-0432 |
| SX 85 BW 13-22          | 0935-0432 |
| SXS 85 13-14            | 0935-0432 |
| XC 85 08-09             | 0935-0432 |
| SX 105 06-11            | 0935-0432 |
| XC 105 08-09            | 0935-0432 |
| SX 125 98-15            | 0935-0428 |
| SX 125 16-22            | 0935-0847 |
| XC 125 21-22            | 0935-0847 |
| SXS 125 04              | 0935-0428 |
| SX 144 07-08            | 0935-0428 |
| SX 150 09-15            | 0935-0428 |
| SX 150 16-22            | 0935-0847 |

CONTINUED ON NEXT PAGE

APPAREL

HELMETS & GOGGLES

RIDER ARMOR

OUTERWEAR

YOUTH

LUGGAGE & PACKS

BIKE BODY

BIKE CONTROLS

BIKE SUSPENSION

BIKE BRAKING

BIKE DRIVE

BIKE BEARINGS

BIKE ENGINE

BIKE ELECTRICAL

BIKE EXHAUST

BIKE WHEELS

BICYCLE

GARAGE & PROMO

SIZING CHART

| COUNTER SHAFT SEAL KIT (CON'T) |           |
|--------------------------------|-----------|
| MAKE/MODEL/YEAR                | PART #    |
| <b>KTM (CON'T)</b>             |           |
| XC 150 10-14                   | 0935-0428 |
| XC-W 150 17-19, 23             | 0935-0847 |
| XC-W 150 TPI 20-22             | 0935-0847 |
| EGS 200 98-99                  | 0935-0431 |
| EXC 200 98-05                  | 0935-0428 |
| MXC 200 98-03                  | 0935-0428 |
| SX 200 00-04                   | 0935-0428 |
| XC 200 06-09                   | 0935-0428 |
| XC-W 200 06-16                 | 0935-0428 |
| EGS 250 94-99                  | 0935-0431 |
| EXC 250 94-03                  | 0935-0431 |
| EXC 250 04-05                  | 0935-0430 |
| EXC-F 250 17-19                | 0935-0428 |
| EXC-G 250                      |           |
| RACING 02-05                   | 0935-0428 |
| FREERIDE 250 F 19              | 0935-0428 |
| FREERIDE 250 R 15-17           | 0935-0430 |
| MXC 250 98-01                  | 0935-0431 |
| SX 250 94-02                   | 0935-0431 |
| SX 250 03-16                   | 0935-0430 |
| SX 250 17-23                   | 0935-0428 |
| SX-F 250 05-23                 | 0935-0428 |
| 250 SX-F FACTORY EDITION 15    | 0935-0428 |
| SXS 250 01                     | 0935-0431 |
| SXS 250 03-04                  | 0935-0430 |
| XC 250 06-16                   | 0935-0430 |
| XC 250 17-19                   | 0935-0428 |
| XC 250 TPI 20-22               | 0935-0428 |
| XC-F 250 07-23                 | 0935-0428 |
| XC-FW 250 06-16                | 0935-0428 |
| XC-W 250 06-16                 | 0935-0430 |
| XC-W 250 17-18                 | 0935-0428 |
| XC-W 250 TPI 18-22             | 0935-0428 |
| EGS 300 94-99                  | 0935-0431 |
| EXC 300 94-03                  | 0935-0431 |
| EXC 300 04-05                  | 0935-0430 |
| MXC 300 94-03                  | 0935-0431 |
| MXC 300 04-05                  | 0935-0430 |
| SX 300 94                      | 0935-0431 |

| COUNTER SHAFT SEAL KIT (CON'T) |           |
|--------------------------------|-----------|
| MAKE/MODEL/YEAR                | PART #    |
| <b>KTM (CON'T)</b>             |           |
| XC 300 06-16                   | 0935-0430 |
| XC 300 17-23                   | 0935-0428 |
| XC 300 TPI 19-22               | 0935-0428 |
| XC-W 300 06-16                 | 0935-0430 |
| XC-W 300 17-18                 | 0935-0428 |
| XC-W 300 SIX DAYS 14-16        | 0935-0430 |
| XC-W 300 SIX DAYS 17-18        | 0935-0428 |
| XC-W 300 TPI 19-22             | 0935-0428 |
| XC-W 300 TPI ERZBERODEO 20     | 0935-0428 |
| XC-W 300 TPI SIX DAYS 20       | 0935-0428 |
| EXC-F 350 12-23                | 0935-0428 |
| SX-F 350 11-23                 | 0935-0428 |
| XC-F 350 11-23                 | 0935-0428 |
| XC-FW 350 12-23                | 0935-0428 |
| XC-FW 350 SIX DAYS 14-16       | 0935-0428 |
| EGS 360 96-97                  | 0935-0431 |
| EXC 360 96-97                  | 0935-0431 |
| MXC 360 96-97                  | 0935-0431 |
| SX 360 96-97                   | 0935-0431 |
| EGS 380 98-99                  | 0935-0431 |
| EXC 380 98-02                  | 0935-0431 |
| MXC 380 98-01                  | 0935-0431 |
| SX 380 98-02                   | 0935-0431 |
| EXC 400 00-02                  | 0935-0428 |
| EXC-G 400 04-06                | 0935-0428 |
| MXC 400 01-02                  | 0935-0428 |
| SX 400 00-02                   | 0935-0428 |
| XC-W 400 07-10                 | 0935-0428 |
| EXC 450 03-11                  | 0935-0428 |
| EXC-F 450 19                   | 0935-0428 |
| EXC-F 450 SIX DAYS 17-19       | 0935-0428 |
| EXC-G 450 03-07                | 0935-0428 |
| EXC-R 450 08                   | 0935-0428 |
| MXC-G 450 03-05                | 0935-0428 |
| SMR 450 05-21                  | 0935-0428 |

| COUNTER SHAFT SEAL KIT (CON'T) |           |
|--------------------------------|-----------|
| MAKE/MODEL/YEAR                | PART #    |
| <b>KTM (CON'T)</b>             |           |
| SMS 450 04                     | 0935-0428 |
| SX 450 03-06                   | 0935-0428 |
| SX-F 450 07-12                 | 0935-0429 |
| SX-F 450 13-23                 | 0935-0428 |
| 450 SX-F FACTORY EDITION 12-23 | 0935-0428 |
| SXS 450 03-04                  | 0935-0428 |
| XC 450 04-07                   | 0935-0428 |
| XC-F 450 08-09                 | 0935-0429 |
| XC-F 450 13-22                 | 0935-0428 |
| XCR-W 450 08                   | 0935-0428 |
| XC-W 450 07-16                 | 0935-0428 |
| XC-W 450 SIX DAYS 10           | 0935-0428 |
| EXC 500 12-16                  | 0935-0428 |
| EXC 500 SIX DAYS 16            | 0935-0428 |
| EXC-F 500 17-23                | 0935-0428 |
| EXC-F 500 SIX DAYS 20-23       | 0935-0428 |
| XC-FW 500 20-22                | 0935-0428 |
| XC-W 500 12-16                 | 0935-0428 |
| SX-F 505 08                    | 0935-0429 |
| XC-F 505 08-09                 | 0935-0429 |
| EXC 520 00-02                  | 0935-0428 |
| MXC 520 01-02                  | 0935-0428 |
| SX 520 00-02                   | 0935-0428 |
| EXC 525 03-07                  | 0935-0428 |
| MXC-G 525 03-05                | 0935-0428 |
| SMR 525 05                     | 0935-0428 |
| SX 525 03-06                   | 0935-0428 |
| XC 525 06-07                   | 0935-0428 |
| XC-W 525 07                    | 0935-0428 |
| EXC 530 09-11                  | 0935-0428 |
| EXC-R 530 08                   | 0935-0428 |
| XCR-W 530 08                   | 0935-0428 |
| XC-W 530 09-11                 | 0935-0428 |
| SXS 540 01                     | 0935-0428 |
| <b>SUZUKI</b>                  |           |
| RM65 03-05                     | 0935-0444 |
| RM125 92-03                    | 0935-0454 |
| RM250 89-02                    | 0935-0452 |

| COUNTER SHAFT SEAL KIT (CON'T)          |           |
|---|-----------|
| MAKE/MODEL/YEAR                         | PART #    |
| <b>SUZUKI (CON'T)</b>                   |           |
| RM250 03-08                             | 0935-0453 |
| RMX250 89-99                            | 0935-0452 |
| RM2250 04-06                            | 0935-0440 |
| RMZ250 13-22                            | 0935-0453 |
| DRZ400E 00-03                           | 0935-0450 |
| DRZ400E CA MODEL CV CARB 04-07          | 0935-0450 |
| DRZ400E NON CA MODELS PUMPER CARB 04-07 | 0935-0450 |
| DRZ400K 00-03                           | 0935-0450 |
| DRZ400S 00-22                           | 0935-0450 |
| DRZ400SM 05-22                          | 0935-0450 |
| RMX450 10-19                            | 0935-0455 |
| RMZ450 05-12                            | 0935-0455 |
| RMZ450 13-22                            | 0935-0455 |
| <b>YAMAHA</b>                           |           |
| YZ 65 18-23                             | 0935-0449 |
| YZ85 02-23                              | 0935-0449 |
| YZ85LW 22-23                            | 0935-0449 |
| YZ125 87-04                             | 0935-0449 |
| YZ125 05-23                             | 0935-0448 |
| YZ125X 20-23                            | 0935-0448 |
| WR250 91-97                             | 0935-0447 |
| WR250F 01-14                            | 0935-0445 |
| WR250F 15-23                            | 0935-0848 |
| YZ250 78-98                             | 0935-0447 |
| YZ250 99-23                             | 0935-0446 |
| YZ250X 16-23                            | 0935-0446 |
| YZ250F 01-13                            | 0935-0445 |
| YZ250F 14-23                            | 0935-0848 |
| YZ250FX 15-23                           | 0935-0848 |
| WR400F 98-00                            | 0935-0423 |
| YZ400F 98-99                            | 0935-0423 |
| WR426F 01-02                            | 0935-0423 |
| YZ426F 00-02                            | 0935-0423 |
| WR450F 03-22                            | 0935-0423 |
| YZ450F 03-22                            | 0935-0423 |
| YZ450FX 16-23                           | 0935-0423 |



KAITLYN JACOBS  
2023 WORCS WOMENS PRO  
CHAMPION





### COUNTERSHAFT WASHER/SNAP RINGS

\$1.95 - \$2.95 ea.

- Always have the countershaft lock-washers and snap rings on hand for a front sprocket replacement

| COUNTERSHAFT WASHER/SNAP RINGS |           |
|--------------------------------|-----------|
| MAKE/MODEL/YEAR                | PART #    |
| <b>GAS GAS</b>                 |           |
| MC 65 21-23                    | 0935-0494 |
| MC 85 19/16 21                 | 0935-0494 |
| MC 125 21                      | 0935-1211 |
| <b>HUSQVARNA</b>               |           |
| TC 65 18-23                    | 0935-0494 |
| TC 85 14-23                    | 0935-0494 |
| TC 85 BW 19-23                 | 0935-0494 |
| TC 125 14-15                   | 0935-0493 |
| TC 125 17-19                   | 0935-1211 |
| TE 125 15-16                   | 0935-0493 |
| TE 150 17-19                   | 0935-1211 |
| TC 250 14-16                   | 0935-0493 |
| TE 250 14-16                   | 0935-0493 |
| TE 300 14-16                   | 0935-0493 |
| <b>KAWASAKI</b>                |           |
| KX60 83 - 03                   | 0935-0492 |
| KX65 00 - 15                   | 0935-0492 |
| KX80 83 - 00                   | 0935-0492 |
| KX85 05 - 23                   | 0935-0492 |
| KX100 95 - 21                  | 0935-0492 |
| KX112 22-23                    | 0935-0492 |
| KX125 82 - 93                  | 0935-0492 |
| KX125 94 - 05                  | 0935-0489 |
| KDX200 83 - 85                 | 0935-0492 |

| COUNTERSHAFT WASHER/SNAP RINGS |           |
|--------------------------------|-----------|
| MAKE/MODEL/YEAR                | PART #    |
| <b>KAWASAKI (CON'T)</b>        |           |
| KDX200 86 - 06                 | 0935-0490 |
| KDX220 97 - 05                 | 0935-0490 |
| KLX230 20-23                   | 0935-0495 |
| KLX250 ABS 21                  | 0935-0495 |
| KLX230R 20-23                  | 0935-0495 |
| KLX230S 22-23                  | 0935-0495 |
| KLX230 S ABS 22-23             | 0935-0495 |
| KLX250S 09 - 14                | 0935-0495 |
| KLX250SF 09 - 10               | 0935-0495 |
| KLX250 94 - 96                 | 0935-0490 |
| KLX300 97 - 02                 | 0935-0490 |
| KLX300 03 - 07                 | 0935-0495 |
| KDX250 91 - 94                 | 0935-0490 |
| KX250 80 - 07                  | 0935-0490 |
| KX250F 04 - 05                 | 0935-0489 |
| KX250F 06 - 13                 | 0935-0491 |
| KX250F 14-23                   | 0935-1212 |
| KX 250 X 21-22                 | 0935-1212 |
| KLX 300 R 03-23                | 0935-0495 |
| KLX 300 22-23                  | 0935-0495 |
| KLX 300 SM 21-23               | 0935-0495 |
| KX 450 SR 22-23                | 0935-0495 |
| KLX450R 08 - 09                | 0935-0488 |
| KX450F 06 - 18                 | 0935-0495 |

| COUNTERSHAFT WASHER/SNAP RINGS |           |
|--------------------------------|-----------|
| MAKE/MODEL/YEAR                | PART #    |
| <b>KAWASAKI (CON'T)</b>        |           |
| KX 450F 19-23                  | 0935-0495 |
| KX 450 X 21-23                 | 0935-0495 |
| <b>KTM</b>                     |           |
| SX 60 98 - 00                  | 0935-0494 |
| SX 65 98 - 14                  | 0935-0494 |
| SX 65 09-23                    | 0935-0494 |
| XC 65 08 - 09                  | 0935-0494 |
| SX 85 03 - 22                  | 0935-0494 |
| SX 85 BW 13-22                 | 0935-0494 |
| XC 85 08 - 09                  | 0935-0494 |
| SX 105 06 - 11                 | 0935-0494 |
| XC 105 08 - 09                 | 0935-0494 |
| SX 125 98 - 08                 | 0935-0493 |
| SX 125 11 - 15                 | 0935-0493 |
| SX 125 16-22                   | 0935-1211 |
| SXS 125 04                     | 0935-0493 |
| XC 125 21-22                   | 0935-1211 |
| SX 144 07 - 08                 | 0935-0493 |
| SX 150 09 - 14                 | 0935-0493 |
| SX 150 16-22                   | 0935-1211 |
| XC 150 10 - 14                 | 0935-0493 |
| XC-W 150 17-19                 | 0935-1211 |
| XC -W 150 TPI 20               | 0935-1211 |
| EXC 200 98 - 05                | 0935-0493 |
| MXC 200 98 - 03                | 0935-0493 |
| SX 200 03 - 04                 | 0935-0493 |
| XC 200 06 - 09                 | 0935-0493 |
| XC-W 200 06 - 15               | 0935-0493 |
| EXC 250 04 - 05                | 0935-0493 |
| SX 250 03 - 16                 | 0935-0493 |
| SXS 250 03 - 04                | 0935-0493 |
| XC 250 06 - 13                 | 0935-0493 |
| XC-W 250/300 06 - 15           | 0935-0493 |
| XC-W 300 SIX                   |           |
| DAYS 14-16                     | 0935-0493 |
| EXC 300 04 - 05                | 0935-0493 |
| MXC 300 04 - 05                | 0935-0493 |

| COUNTERSHAFT WASHER/SNAP RINGS |           |
|--------------------------------|-----------|
| MAKE/MODEL/YEAR                | PART #    |
| <b>KTM (CON'T)</b>             |           |
| XC 300 06 - 15                 | 0935-0493 |
| XC-W 300 06 - 15               | 0935-0493 |
| <b>SUZUKI</b>                  |           |
| RM 85 15-22                    | 0935-0489 |
| RM125 92 - 08                  | 0935-0489 |
| RM250 89 - 08                  | 0935-0491 |
| RMX250 89 - 98                 | 0935-0491 |
| RMZ250 04 - 12                 | 0935-0489 |
| DRZ400E 00 - 07                | 0935-0484 |
| DRZ400S 00 - 22                | 0935-0484 |
| DRZ400SM 05 - 22               | 0935-0484 |
| RMX450 10 - 11                 | 0935-0490 |
| RMZ450 05 - 12                 | 0935-0490 |
| <b>YAMAHA</b>                  |           |
| YZ 65 18-23                    | 0935-0487 |
| YZ85 02 - 23                   | 0935-0487 |
| YZ85LW 22-23                   | 0935-0487 |
| YZ125 87 - 04                  | 0935-0487 |
| YZ125 05 - 23                  | 0935-0486 |
| YZ 125 X 20-23                 | 0935-0486 |
| WR250 91 - 97                  | 0935-0483 |
| WR250F 01 - 23                 | 0935-0486 |
| YZ250 78 - 98                  | 0935-0483 |
| YZ250 99 - 23                  | 0935-0488 |
| YZ250X 16-23                   | 0935-0488 |
| YZ250FX 15-23                  | 0935-0488 |
| YZ250F 01 - 23                 | 0935-0486 |
| WR400F 98 - 00                 | 0935-0488 |
| YZ400F 98 - 99                 | 0935-0488 |
| WR426F 01 - 02                 | 0935-0488 |
| YZ426F 00 - 02                 | 0935-0488 |
| WR450F 03 - 21                 | 0935-0488 |
| YZ450FX 16-23                  | 0935-0488 |
| YZ450F 03 - 23                 | 0935-0488 |

### OEM SPROCKET BOLTS

\$10.95

- The most common bike fitments for rear sprockets
- Uses grade 10 nickel plated steel sprocket bolts
- OEM sprocket head shapes tapered fitments
- Fits all current and older models for both Japanese and European bikes
- Standard staytite style locking nuts
- Sold as sets



| MAKE/MODEL/YEAR              | SIZE    | PART #    |
|------------------------------|---------|-----------|
| <b>HONDA</b>                 |         |           |
| CR ALL 98-16 / CRF04-16      | M8X31MM | 2401-1274 |
| <b>KAWASAKI</b>              |         |           |
| KX 125/250 04-07             | M8-28MM | 2401-1603 |
| KX250F 04-19                 | M8-28MM | 2401-1603 |
| KLX 250 04-22                | M8-28MM | 2401-1603 |
| KLX300 04-22                 | M8-28MM | 2401-1603 |
| KLX 450 07-09                | M8-28MM | 2401-1603 |
| KX450F 07-18                 | M8-28MM | 2401-1603 |
| KX250 19-23                  | M8-28MM | 2401-1603 |
| KX250 X 21-23                | M8-28MM | 2401-1603 |
| KX450 19-23                  | M8-28MM | 2401-1603 |
| KX 450 X 21-23               | M8-28MM | 2401-1603 |
| <b>KTM/HUSQVARNA/GAS GAS</b> |         |           |
| ALL 125-500                  | M8X26MM | 2401-1276 |
| <b>SUZUKI</b>                |         |           |
| 125-450 ALL 98-16            | M8X31MM | 2401-1274 |

### OEM SPROCKET BOLTS (CON'T)

| MAKE/MODEL/YEAR                 | SIZE    | PART #    |
|---------------------------------|---------|-----------|
| <b>YAMAHA</b>                   |         |           |
| YZ125 06-17                     | M8-34MM | 2401-1602 |
| YZ250 06-17                     | M8-34MM | 2401-1602 |
| WR 250F 06-07/ 09/ 11-13/ 15-16 | M8-34MM | 2401-1602 |
| WR250F 08                       | M8-34MM | 2401-1602 |
| YZ250 F 06-13 / 15-17           | M8-34MM | 2401-1602 |
| YZ250 X 16-17                   | M8-34MM | 2401-1602 |
| WR450 F 06-17                   | M8-34MM | 2401-1602 |
| YZ450 F 06-11 / 13-17           | M8-34MM | 2401-1602 |
| YZ450 FX 16-17                  | M8-34MM | 2401-1602 |
| <b>JAPANESE</b>                 |         |           |
| UNI FIT LOCK NUTS               | M8X31MM | 2401-1277 |

### SPROCKET LOCK BOLT KIT

\$9.95

- Set of six grade 10 steel sprocket bolts and Fuji-lock nuts
- Good for replacing stripped or stretched bolts
- Replace the whole set when you change sprockets
- Fits all full size Japanese and European off-road/MX models
- Made in the USA



|                        |           |
|------------------------|-----------|
| SPROCKET LOCK BOLT KIT | 2401-1521 |
|------------------------|-----------|

APPAREL

HELMETS & GOGGLES

RIDER ARMOR

OUTERWEAR

YOUTH

LUGGAGE & PACKS

BIKE BODY

BIKE CONTROLS

BIKE SUSPENSION

BIKE BRAKING

BIKE DRIVE

BIKE BEARINGS

BIKE ENGINE

BIKE ELECTRICAL

BIKE EXHAUST

BIKE WHEELS

BICYCLE

GARAGE & PROMO

SIZING CHART



**COLORED CHAIN GUIDES** \$66<sup>95</sup> - \$84<sup>95</sup>

- Outer anodized plates made of CNC machined 6061 Aluminum
- 3D designed inner slider to help in not allowing build-up of debris around chain that may cause chain to derail
- TPU inner guide material provides perfect wear resistance for chain to ride on along with minimizing wear to the chain block
- TPU compound helps reducing load on swing arm and mounting brackets of chain guide due to impacts
- High quality anodizing helps prevent fading in high UV climates
- Cannot be used with 520 O-ring chain

**COLORED CHAIN GUIDES**

| MAKE/MODEL/YEAR         | RED       | SILVER    |
|-------------------------|-----------|-----------|
| <b>BETA</b>             |           |           |
| 250-300 RR 2T 13-23     | 1231-1060 | -         |
| ALL RR/RS MODELS 10-23  | 1231-1060 | -         |
| 250-300 X-TRAINER 10-22 | 1231-1060 | -         |
| <b>HONDA</b>            |           |           |
| CRF250R 07-23           | 1231-1056 | 1231-1066 |
| CRF250RX 19-23          | 1231-1056 | 1231-1066 |
| CRF250X 07-20           | 1231-1056 | 1231-1066 |
| CRF450R 07-23           | 1231-1056 | 1231-1066 |
| CRF450RX 17-23          | 1231-1056 | 1231-1066 |
| CRF450X 08-16           | 1231-1056 | 1231-1066 |
| CRF450L 19-20           | 1231-1056 | 1231-1066 |
| <b>KAWASAKI</b>         |           |           |
| KXF 250 09-18           | 1231-1058 | -         |
| KX250 19-20             | 1231-1058 | -         |
| KXF 450 09-18           | 1231-1058 | -         |
| KX450 19-23             | 1231-1057 | 1231-1067 |
| <b>KTM</b>              |           |           |
| 85SX 15-23              | 1231-1063 | 1231-1061 |
| 125SX 08-22             | 1231-1063 | 1231-1061 |
| 150SX 08-22             | 1231-1063 | 1231-1061 |
| 250SX 08-22             | 1231-1063 | 1231-1061 |
| 250SX-F 08-22           | 1231-1063 | 1231-1061 |
| 350SX-F 08-22           | 1231-1063 | 1231-1061 |
| 450SX-F 08-22           | 1231-1063 | 1231-1061 |
| 150EXC TPI 18-22        | 1231-1063 | 1231-1061 |
| 250 EXC-F 08-23         | 1231-1063 | 1231-1061 |
| 250 EXC- TPI 18-22      | 1231-1063 | 1231-1061 |
| 350 EXC-F 08-23         | 1231-1063 | 1231-1061 |
| 350 EXC TPI 18-22       | 1231-1063 | 1231-1061 |
| 500 EXC-F 12-22         | 1231-1063 | 1231-1061 |
| 150 XC-W 08-20          | 1231-1063 | 1231-1061 |
| 150 XC-W TPI 18-22      | 1231-1063 | 1231-1061 |
| 250 XC 08-20            | 1231-1063 | 1231-1061 |
| 250 XC-W 08-20          | 1231-1063 | 1231-1061 |
| 250 XC-W TPI 18-22      | 1231-1063 | 1231-1061 |
| 250 XC-F 08-20          | 1231-1063 | 1231-1061 |
| 300 XC 08-20            | 1231-1063 | 1231-1061 |
| 300 XC-W 08-20          | 1231-1063 | 1231-1061 |
| 300 XC-W TPI 18-22      | 1231-1063 | 1231-1061 |
| 350 XC-F 08-20          | 1231-1063 | 1231-1061 |
| 350 XCF-W 08-20         | 1231-1063 | 1231-1061 |
| 450 XC-F 08-20          | 1231-1063 | 1231-1061 |
| 500 XCF-W 08-20         | 1231-1063 | 1231-1061 |
| 250F FREERIDE 18-20     | 1231-1063 | 1231-1061 |
| 250R FREERIDE 14-17     | 1231-1063 | 1231-1061 |
| 300 FREERIDE 14-17      | 1231-1063 | 1231-1061 |
| <b>SUZUKI</b>           |           |           |
| RM125 01-11             | -         | 1231-1062 |
| RM250 01-12             | -         | 1231-1062 |
| RMZ250 07-23            | -         | 1231-1062 |
| RMZ450 05-23            | -         | 1231-1062 |

**COLORED CHAIN GUIDES (CON'T)**

| MAKE/MODEL/YEAR       | GREEN     | SILVER    |
|-----------------------|-----------|-----------|
| <b>SUZUKI (CON'T)</b> |           |           |
| RMX450Z 10-19         | -         | 1231-1062 |
| DRZ400SM 05-22        | -         | 1231-1062 |
| <b>HUSQVARNA</b>      |           |           |
| TC85 15-23            | 1231-1064 | 1231-1061 |
| TC125 14-22           | 1231-1064 | 1231-1061 |
| TE150 17-20           | 1231-1064 | 1231-1061 |
| TE150 I 20-22         | 1231-1064 | 1231-1061 |
| TC250 (I) 14-22       | 1231-1064 | 1231-1061 |
| FC250 14-22           | 1231-1064 | 1231-1061 |
| FC350 14-22           | 1231-1064 | 1231-1061 |
| FC450 14-22           | 1231-1064 | 1231-1061 |
| TX125 15-19           | 1231-1064 | 1231-1061 |
| TE250/300 14-23       | 1231-1064 | 1231-1061 |
| TE250 I 18-22         | 1231-1064 | 1231-1061 |
| TX300 17-20           | 1231-1064 | 1231-1061 |
| TE300 I 18-22         | 1231-1064 | 1231-1061 |
| TX300 I 20-22         | 1231-1064 | 1231-1061 |
| FE250 14-23           | 1231-1064 | 1231-1061 |
| FE350 14-23           | 1231-1064 | 1231-1061 |
| FX350 17-22           | 1231-1064 | 1231-1061 |
| FE450 14-23           | 1231-1064 | 1231-1061 |
| FE501 14-23           | 1231-1064 | 1231-1061 |
| FX450 17-22           | 1231-1064 | 1231-1061 |
| FS450 15-19           | 1231-1064 | 1231-1061 |
| <b>YAMAHA</b>         |           |           |
| YZ125 08-23           | 1231-1055 | 1231-1065 |
| YZ250 08-23           | 1231-1055 | 1231-1065 |
| YZF250 07-23          | 1231-1055 | 1231-1065 |
| YZF450 07-23          | 1231-1055 | 1231-1065 |
| YZ125X 17-22          | 1231-1055 | 1231-1065 |
| YZ250X 16-22          | 1231-1055 | 1231-1065 |
| YZ250FX 15-21         | 1231-1055 | 1231-1065 |
| YZ450FX 16-21         | 1231-1055 | 1231-1065 |
| WR250R 07-11          | 1231-1059 | -         |
| WR250F 07-20          | 1231-1059 | -         |
| WR250X 07-20          | 1231-1059 | -         |
| WR450F 07-20          | 1231-1055 | 1231-1065 |



**ALUMINUM CHAIN GUIDE** \$15<sup>95</sup> - \$53<sup>95</sup>

- Replace fragile stock chain guides with these rugged aluminum guides
- Aircraft aluminum withstands hard hits from logs and rocks
- All mounting hardware and wear blocks included (unless noted)
- Replacement wear blocks available - Retail \$14.95
- Made in the USA

**ALUMINUM CHAIN GUIDES & REPLACEMENT WEAR BLOCKS**

| MAKE/MODEL/YEAR                | CHAIN GUIDE            | REPL. LOWER WEAR BLOCK | REPL. UPPER WEAR BLOCK |
|--------------------------------|------------------------|------------------------|------------------------|
| <b>GAS GAS</b>                 |                        |                        |                        |
| EC125/200/250/300 97-01, 03-17 | 1231-0426 <sup>1</sup> | 1231-0199              | -                      |
| EC125/200/250/300 02           | 1231-0426              | 1231-0199              | -                      |
| MC125/250 96-17                | 1231-0426              | 1231-0199              | -                      |
| <b>HONDA</b>                   |                        |                        |                        |
| CR125/250/500R 90-04           | 1231-0421              | 1231-0198              | M01-017-012            |
| CR125/250 05-07                | 1231-0429              | 1231-0198              | -                      |
| CRF250R/X/450R 02-04           | 1231-0421              | 1231-0198              | M01-017-012            |
| CRF250/450R/X 05-06            | 1231-0429              | 1231-0198              | -                      |
| CRF250/450 07-20               | 1231-0432              | 1231-0199              | -                      |
| CRF250/450X 07-20              | 1231-0432              | 1231-0199              | -                      |
| XR250/400/600R 90-04           | 1231-0427              | 1231-0198              | -                      |
| <b>KAWASAKI</b>                |                        |                        |                        |
| KX125/250/500 84-87            | 1231-0419              | 1231-0197              | M01-017-010            |

**ALUMINUM CHAIN GUIDES & REPLACEMENT WEAR BLOCKS (CON'T)**

| MAKE/MODEL/YEAR                             | CHAIN GUIDE            | REPL. LOWER WEAR BLOCK | REPL. UPPER WEAR BLOCK |
|---|------------------------|------------------------|------------------------|
| <b>KAWASAKI (CON'T)</b>                     |                        |                        |                        |
| KX125/250/500 88-96                         | 1231-0422              | 1231-0197              | M01-017-010            |
| KX125/250 97-07                             | 1231-0428              | 1231-0198              | M01-017-019            |
| KX250F/450F 04-08                           | 1231-0428              | 1231-0198              | M01-017-019            |
| KX250/450F 09-19                            | 1231-0431              | 1231-0199              | -                      |
| KLX250 94-05/ KLX300 ALL/ KLX650 ALL        | 1231-0422              | 1231-0197              | M01-017-010            |
| KDX (ALL) 84-88                             | 1231-0419              | 1231-0197              | M01-017-010            |
| KDX (ALL) 89-06                             | 1231-0422              | 1231-0197              | M01-017-010            |
| KLX400 03-09                                | 1231-0424              | 1231-0199              | M01-017-015            |
| KLX450F 08-09                               | 1231-0428              | 1231-0198              | M01-017-019            |
| KX500 97-04                                 | 1231-0422              | 1231-0197              | M01-017-010            |
| <b>KTM</b>                                  |                        |                        |                        |
| 125/200/250/300/360/380 94-07 2-STR         | 1231-0425 <sup>2</sup> | 1231-0198              | -                      |
| 250/400/450/500/525 4-STR 00-07             | 1231-0425 <sup>2</sup> | 1231-0198              | -                      |
| WILL NOT FIT 07 SX/SXF OR RIGHT SIDE DRIVE. |                        |                        |                        |
| <b>SUZUKI</b>                               |                        |                        |                        |
| RM125/250 89-91                             | 1231-0422              | 1231-0197              | M01-017-010            |
| RM125/250 99-08                             | 1231-0424              | 1231-0199              | M01-017-015            |

**ALUMINUM CHAIN GUIDES & REPLACEMENT WEAR BLOCKS (CON'T)**

| MAKE/MODEL/YEAR                | CHAIN GUIDE | REPL. LOWER WEAR BLOCK | REPL. UPPER WEAR BLOCK |
|--------------------------------|-------------|------------------------|------------------------|
| <b>SUZUKI (CON'T)</b>          |             |                        |                        |
| RMX250 89-97                   | 1231-0422   | 1231-0197              | M01-017-010            |
| RMZ250 04-06                   | 1231-0428   | 1231-0198              | M01-017-019            |
| RMZ250 07-18                   | 1231-0424   | 1231-0199              | M01-017-015            |
| DR350 90-92                    | 1231-0422   | 1231-0197              | M01-017-010            |
| DRZ400 99-20                   | 1231-0424   | 1231-0199              | M01-017-015            |
| RMZ450 07-17                   | 1231-0424   | 1231-0199              | M01-017-015            |
| RMX450Z 10                     | 1231-0424   | 1231-0199              | M01-017-015            |
| <b>YAMAHA</b>                  |             |                        |                        |
| YZ125/250/490 89-92            | 1231-0420   | 1231-0197              | M01-017-010            |
| YZ125/250 93-96                | 1231-0423   | 1231-0199              | -                      |
| YZ125/250 97-07                | 1231-0424   | 1231-0199              | M01-017-015            |
| YZ125/250 08-20                | 1231-0430   | 1231-0199              | -                      |
| WR (ALL) 90-93                 | 1231-0420   | 1231-0197              | M01-017-010            |
| WR250 94-97                    | 1231-0423   | 1231-0199              | -                      |
| YZ/WR250F/400F/426F/450F 98-06 | 1231-0424   | 1231-0199              | M01-017-015            |
| YZ/WR250/450F 07-20            | 1231-0430   | 1231-0199              | -                      |
| YZ250/450FX/WR250/450 17-20    | 1231-0430   | 1231-0199              | -                      |

1 - MUST ORDER MOUNT PART # 01017BRK, \$16.95  
2 - DOES NOT FIT SX, SXF 2007



**PRO CHAIN GUIDES**

**\$47<sup>95</sup> - \$99<sup>95</sup>**

- Made from high density polyethylene
- Two piece design for easy mounting without chain removal
- Available in black or blue for certain applications
- Mounting hardware included

**PRO CHAIN GUIDES**

| MAKE/MODEL/YEAR                     | PART #    | COLOR | SWING ARM GUARD |
|-------------------------------------|-----------|-------|-----------------|
| <b>HONDA</b>                        |           |       |                 |
| CRF250 /CRF250 RX / CRF300 RX 17-23 | 1231-0803 | BLACK | -               |
| CRF300L 21-23                       | 1231-1510 | BLACK | -               |
| CRF450 R / CRF450 RX 17-23          | 1231-0803 | BLACK | -               |
| CRF450 L CRF450 XR 19-23            | 1231-0803 | BLACK | -               |
| <b>FANTIC</b>                       |           |       |                 |
| 125 XX 21-22                        | 1231-0802 | BLACK | -               |
| 125 XE 21-22                        | 1231-0802 | BLACK | -               |
| 250 XEP 21-22                       | 1231-0802 | BLACK | -               |
| <b>GAS GAS</b>                      |           |       |                 |
| MC 125 21-23                        | 1231-1538 | BLACK | 1231-1539       |
| EX 250 F 21-23                      | 1231-1538 | BLACK | 1231-1539       |
| MC 250 F 21-23                      | 1231-1538 | BLACK | 1231-1539       |
| EX 300 21-23                        | 1231-1538 | BLACK | 1231-1539       |
| EC 300 21-23                        | 1231-1538 | BLACK | 1231-1539       |
| EX 350 F 21-23                      | 1231-1538 | BLACK | 1231-1539       |
| EX 450 F 21-23                      | 1231-1538 | BLACK | 1231-1539       |
| MC 450 F 21-23                      | 1231-1538 | BLACK | 1231-1539       |
| <b>HUSQVARNA</b>                    |           |       |                 |
| TC125 14-22                         | 1231-1538 | BLACK | 1231-1539       |
| TC125 /250/300 23                   | 1231-1587 | BLACK | -               |
| TE125 14-22                         | 1231-1538 | BLACK | 1231-1539       |
| FC250 14-22                         | 1231-1538 | BLACK | 1231-1539       |
| FC250 /350/450 23                   | 1231-1587 | BLACK | -               |
| FE250 14-22                         | 1231-1538 | BLACK | 1231-1539       |
| TC250 14-22                         | 1231-1538 | BLACK | 1231-1539       |
| TE250 /TE300 14-18                  | 1231-1538 | BLACK | 1231-1539       |

**PRO CHAIN GUIDES (CON'T)**

| MAKE/MODEL/YEAR             | PART #    | COLOR | SWING ARM GUARD |
|-----------------------------|-----------|-------|-----------------|
| <b>HUSQVARNA (CON'T)</b>    |           |       |                 |
| TE250 /TE300 TPI 18-22      | 1231-1538 | BLACK | 1231-1539       |
| FC350 14-22                 | 1231-1538 | BLACK | 1231-1539       |
| FE350 14-22                 | 1231-1538 | BLACK | 1231-1539       |
| FC450 14-22                 | 1231-1538 | BLACK | 1231-1539       |
| FE450 14-22                 | 1231-1538 | BLACK | 1231-1539       |
| FE501 14-22                 | 1231-1538 | BLACK | 1231-1539       |
| <b>KAWASAKI</b>             |           |       |                 |
| KX250F 09-18                | 1231-0801 | BLACK | -               |
| KX450F 09-18                | 1231-0801 | BLACK | -               |
| <b>KTM</b>                  |           |       |                 |
| 125SX 08-22                 | 1231-1538 | BLACK | 1231-1539       |
| 125/250/300 SX 23           | -         | -     | -               |
| 250SX 08-22                 | 1231-1538 | BLACK | 1231-1539       |
| 250SX-F 08-22               | 1231-1538 | BLACK | 1231-1539       |
| 250/350/450 SX-F 23         | 1231-1587 | BLACK | -               |
| 250XC 08-22                 | 1231-1538 | BLACK | 1231-1539       |
| 250/350/450 SXC-F 23        | 1231-1587 | BLACK | -               |
| 300EXC 08-22                | 1231-1538 | BLACK | 1231-1539       |
| 300XC 08-22                 | 1231-1538 | BLACK | 1231-1539       |
| 250/350/450/500 EXC-F 14-22 | 1231-1538 | BLACK | 1231-1539       |
| 350SX-F 14-22               | 1231-1538 | BLACK | 1231-1539       |
| 450SX-F 08-22               | 1231-1538 | BLACK | 1231-1539       |
| <b>SHERCO</b>               |           |       |                 |
| 250SER 14-23                | 1231-1538 | BLACK | 1231-1539       |
| 250SERF 14-23               | 1231-1538 | BLACK | 1231-1539       |
| 300SER 14-23                | 1231-1538 | BLACK | 1231-1539       |
| 300SERF 14-23               | 1231-1538 | BLACK | 1231-1539       |
| <b>YAMAHA</b>               |           |       |                 |
| YZ125 07-22                 | 1231-0802 | BLACK | -               |
| YZ125 07-22                 | 1231-0806 | BLUE  | -               |
| WR250F 07-22                | 1231-0802 | BLACK | -               |
| WR250F 07-22                | 1231-0806 | BLUE  | -               |
| YZ250 07-22                 | 1231-0802 | BLACK | -               |
| YZ250 07-22                 | 1231-0806 | BLUE  | -               |
| YZ250F 07-22                | 1231-0802 | BLACK | -               |
| YZ250F 07-22                | 1231-0806 | BLUE  | -               |
| WR450F 07-22                | 1231-0802 | BLACK | -               |
| WR450F 07-22                | 1231-0806 | BLUE  | -               |
| YZ450F 07-22                | 1231-0802 | BLACK | -               |
| YZ450F 07-22                | 1231-0806 | BLUE  | -               |

APPAREL

HELMETS & GOGGLES

RIDER ARMOR

OUTERWEAR

YOUTH

LUGGAGE & PACKS

BIKE BODY

BIKE CONTROLS

BIKE SUSPENSION

BIKE BRAKING

BIKE DRIVE

BIKE BEARINGS

BIKE ENGINE

BIKE ELECTRICAL

BIKE EXHAUST

BIKE WHEELS

BICYCLE

GARAGE & PROMO

SIZING CHART





**SLAVE CYLINDER/CASE SAVER** \$27<sup>95</sup> - \$52<sup>95</sup>

- CNC machined aluminum is black anodized and contrast cut for stylish, functional protection
- Specialized KTM applications guard hydraulic clutch cylinders and feature knockdown bars to keep your chain in check
- Two-stroke versions come with a knockdown bar, 4-strokes reuse OEM knockdown bar
- Mounting hardware included
- Made in the USA

| SLAVE CYLINDER/CASE SAVER (CON'T)         |           |
|---|-----------|
| MAKE/MODEL/YEAR                           | PART #    |
| <b>BETA</b>                               |           |
| RR/XTRAINER 250/300/350/390/430/490 13-19 | 0950-0606 |
| RR/XTRAINER 250/300 20-24                 | 0950-0606 |
| 350-500 RR/RRS 4-STROKE 20-24             | 0950-0921 |
| <b>GAS GAS</b>                            |           |
| MC 125 21-23                              | 0950-0963 |
| EX 250 F 21-23                            | 0950-0758 |
| MC 250 F 21-23                            | 0950-0758 |
| EX 300 21-23                              | 0950-0988 |

| SLAVE CYLINDER/CASE SAVER             |           |
|---------------------------------------|-----------|
| MAKE/MODEL/YEAR                       | PART #    |
| <b>BETA</b>                           |           |
| EC250/300 21-23                       | 0950-0988 |
| EX 350 F 21-23                        | 0950-0758 |
| EC350F 21-23                          | 0950-0758 |
| MC350F 22-23                          | 0950-0758 |
| EX 450 F 21-23                        | 0950-0806 |
| MC 450 F 21-23                        | 0950-0806 |
| <b>HUSABERG</b>                       |           |
| 250/300 TE 11-14                      | 0950-0194 |
| 350 FE 13-14                          | 0950-0371 |
| 450/501 FE 13-14                      | 0950-0194 |
| <b>HUSQVARNA</b>                      |           |
| 125 TC 16-18                          | 0950-0807 |
| 125 TC 19                             | 0950-0988 |
| 125 TC 20-22                          | 0950-0963 |
| 125 TC 23-24                          | 0950-0994 |
| 125 TE 14-16                          | 0950-0192 |
| 150 TE 17-19                          | 0950-0807 |
| 150 TEI 20-23                         | 0950-0963 |
| 150 TE 24                             | 0950-0994 |
| 250/350 FC/FE 14-15                   | 0950-0371 |
| 250/350 FC/FX 16-22                   | 0950-0758 |
| 250/350 FE 16                         | 0950-0371 |
| 250/350 FE 17-23                      | 0950-0758 |
| 250/300 TC/TE 14-16                   | 0950-0194 |
| 250/300 TE 17-19                      | 0950-0807 |
| 250/300 TC/TX 17-18                   | 0950-0807 |
| 250/300 TC/TX/TXI 19-22               |           |
| BRAKE TEC OR BREMBO                   | 0950-0988 |
| 250/300 TEI 20-23 BRAKE TEC OR BREMBO | 0950-0988 |
| 250/300 TC/TX 23-24                   | 0950-0992 |
| 250/300 TE 24                         | 0950-0992 |
| 450/501 FC/FE 14-15                   | 0950-0194 |
| 450FC 16                              | 0950-0798 |
| 450/501 FE 16                         | 0950-0194 |
| 450/501 FE 24                         | 0950-0992 |
| 250/450 FC FACTORY ADDITION 22.5      | 0950-0992 |
| 250/350/450 FC/FX 23-24               | 0950-0992 |
| 450 FC/FX 22                          | 0950-0806 |

| SLAVE CYLINDER/CASE SAVER (CON'T)   |           |
|---|-----------|
| MAKE/MODEL/YEAR   | PART #    |
| <b>KTM</b>  |           |
| 125/200 ALL 98-07   | 0950-0148 |
| 125/144/150/200 ALL 08-15   | 0950-0192 |
| 125/150 SX/XCW 16-18  | 0950-0807 |
| 125/150 SX 19   | 0950-0988 |
| 125/150 SX 20-22  | 0950-0963 |
| 125 SX/XC 23-24   | 0950-0994 |
| 150 XCW 19  | 0950-0807 |
| 150 XCW TPI 20-23   | 0950-0963 |
| 150 XCW 24  | 0950-0994 |
| 200XCW 16   | 0950-0192 |
| 250/300/380 ALL 99-05   | 0950-0149 |
| 250/350 EXC/XCF-W 16  | 0950-0371 |
| 250SX 07-16, 250/300XC/XC-W 08-16, 400/450/500/530XCR-W/ EXC 08-16, 450SX/XCF 12-15 | 0950-0194 |
| 250/350 SX/F/XCF 16   | 0950-0758 |
| 250/350 EXC-F/SXF/XC-F 17-22  | 0950-0758 |
| 250/300 XCW/XC/SX 17-18   | 0950-0807 |
| 250/400/450/520/525 4-STROKE ALL 00-07 EXCEPT 07 EXC AND SXF                        | 0950-0150 |
| 350SX/XCF/XC-F-W/EXC 11-15, 250XCF/SXF 13-15, 250XCFW 14-15                         | 0950-0371 |
| 250/300 XCW/TPI 19  | 0950-0807 |
| 250/300 XCW/TPI 20-23   | 0950-0988 |
| 250/300 SX/XC/XCI 19-22   | 0950-0988 |
| 250/300 SX /XC 23-24  | 0950-0992 |
| 250/300 XCW 24  | 0950-0992 |
| 450 SX/F/XCF 16   | 0950-0806 |
| 250/450 SX-F FACTORY ADDITION 22.5  | 0950-0993 |
| 250/350/450 SX-F/XC-F 23-24   | 0950-0993 |
| 250/350/450 EXC/XCW 24  | 0950-0993 |
| 450/500 EXC/SXF/XCF 17-22   | 0950-0806 |
| <b>SHERCO</b>   |           |
| 250-300 SC/SE FACTORY 14-23   | 0950-0919 |
| 250-300 SCF/SEF FACTORY 13-23   | 0950-0920 |
| 450-500 SEF FACTORY 14-23   | 0950-0964 |



**CASE SAVERS** \$23<sup>95</sup> - \$37<sup>95</sup>

- Sturdy 6061 CNC machined aluminum pieces help to prevent engine case damage
- Better looking and more sturdy than OEM plastic guards
- Mounting bolts included
- Made in the USA

| CASE SAVERS          |           |
|----------------------|-----------|
| MAKE/MODEL/YEAR      | PART #    |
| <b>HONDA</b>         |           |
| CR125R 97-07         | 0950-0014 |
| CRF150R/RB 07-18     | 0950-0112 |
| CR250R 02-07         | 0950-0016 |
| CRF250R/X 04-09      | 0950-0015 |
| CRF250R 10-17        | 0950-0517 |
| XR400 96-04          | M870-40   |
| CRF450R 02-07        | 0950-0017 |
| CRF450R 08           | 0950-0015 |
| CRF450R 09-16        | 0950-0517 |
| CRF450R 17-18        | 0950-0890 |
| CRF450X 05-09, 12-17 | 0950-0017 |
| <b>KAWASAKI</b>      |           |
| KX125 03-05          | 0950-0022 |
| KX250 03-04          | 0950-0023 |
| KX250 05-07          | 0950-0113 |
| KX250F 04-16         | 0950-0024 |
| KX450F 06-15         | 0950-0518 |
| <b>SUZUKI</b>        |           |
| RM125/250 97-08      | 0950-0025 |
| RM2250 04-06         | 0950-0024 |
| RM2250 07-18         | 0950-0520 |
| RMZ450 05-17         | 0950-0520 |
| <b>YAMAHA</b>        |           |
| YZ125 95-04          | 0950-0018 |
| YZ250 01-17          | 0950-0020 |
| YZ250X 16-17         | 0950-0020 |
| WR/YZ250F 01-13      | 0950-0019 |
| WR250F 15-17         | 0950-0812 |
| YZ250F 14-17         | 0950-0812 |
| WR/YZ450F 03-13      | 0950-0021 |
| WR450F 07-15         | 0950-0021 |
| WR450F 16            | 0950-0812 |
| YZ450F 14-17         | 0950-0812 |



**CASE SAVER GUARDS** \$37<sup>95</sup>

- Made out of highly durable, high temperature, impact resistant nylon
- This slim design eliminates the bulky stock cover feel and offers more protection as well
- Available in black with anodized red collars
- Made in the USA

| MAKE/MODEL/YEAR  | PART #    |
|------------------|-----------|
| <b>HONDA</b>     |           |
| CRF150R 07-18    | 0950-0375 |
| <b>HUSQVARNA</b> |           |
| 450/510 05-10    | 0950-0380 |
| <b>KAWASAKI</b>  |           |
| KXF250 09-16     | 0950-0382 |
| KXF450 09-14     | 0950-0383 |
| <b>SUZUKI</b>    |           |
| RMZ250 07-18     | 0950-0376 |
| RMZ450 08-18     | 0950-0379 |
| <b>YAMAHA</b>    |           |
| YZ250F 07-14     | 0950-0377 |
| YZ450F 06-09     | 0950-0374 |

**SEALED CHAIN ROLLERS** \$8<sup>95</sup> - \$23<sup>95</sup>

- Reduce the friction dragging down your drivetrain
- Polyurethane roller with 98A durometer hardness for long life
- Precision contact sealed bearings keep water and dirt away
- Rollers 1231-0037, -0039, -0040, -0041 do not use a bearing, but ride directly on the frame boss
- These rollers, made from Delrin, are self-lubricating and offer significant improvement over the OEM
- Mounting hardware included
- Made in the USA



| SEALED CHAIN ROLLERS |           |           |
|----------------------|-----------|-----------|
| MAKE/MODEL/YEAR      | LOWER     | UPPER     |
| <b>COBRA</b>         |           |           |
| CX50 BIG WHEEL 10-13 | M795-00   | -         |
| XC50 JR 13           | M795-00   | -         |
| XC50 SR 10-13        | M795-00   | -         |
| CX65 07-14           | M795-00   | -         |
| <b>GAS GAS</b>       |           |           |
| EC125 01-11          | 1231-0036 | M795-00   |
| HALLEY 2T 125 EH 09  | 1231-0036 | M795-00   |
| HALLEY 2T 125 SM 09  | 1231-0036 | M795-00   |
| HALLEY 4T 125 EH 09  | -         | M795-00   |
| MC125 01-09          | 1231-0036 | M795-00   |
| SM125 03-09          | 1231-0036 | M795-00   |
| EC200 99-11          | 1231-0036 | M795-00   |
| EC250 96-11          | 1231-0036 | M795-00   |
| EC250 12             | -         | M795-00   |
| EC250 4T 10-13       | 1231-0036 | M795-00   |
| MC250 99-09          | 1231-0036 | M795-00   |
| SM250 03-05          | 1231-0036 | M795-00   |
| EC300 99-13          | 1231-0036 | M795-00   |
| EC450 4T 13          | -         | M795-00   |
| EC450FSE 03-05       | 1231-0036 | M795-00   |
| HALLEY 450 EH 09     | 1231-0036 | M795-00   |
| HALLEY 450 SM 09     | 1231-0036 | M795-00   |
| SM450FSE 04-05       | 1231-0036 | M795-00   |
| <b>HONDA</b>         |           |           |
| CR80R/RB 96-02       | 1231-0039 | -         |
| CR85R/RB 03-07       | 1231-0039 | -         |
| CR125R 81            | M795-10   | M795-10   |
| CR125R 82            | 1231-0036 | 1231-0034 |
| CR125R 83-84         | 1231-0034 | 1231-0034 |
| CR125R 85-92         | 1231-0036 | 1231-0034 |
| CR125R 93-96         | 1231-0036 | 1231-0036 |
| CR125R 97            | 1231-0039 | 1231-0036 |
| CR125R 98            | 1231-0036 | 1231-0036 |
| CR125R 99            | 1231-0035 | 1231-0036 |
| CR125R 00-04         | 1231-0036 | 1231-0035 |
| CR125R 05-07         | 1231-0035 | 1231-0035 |
| CRF125F 14-23        | -         | 1231-0041 |
| CRF125FB 14-23       | -         | 1231-0041 |
| CRF150F 03-17        | -         | 1231-0041 |
| CRF150R/RB 07-23     | 1231-0039 | -         |
| CRF230F 03-19        | -         | 1231-0041 |
| CRF230F 19-20        | -         | 1231-0041 |
| CRF250F 19-23        | -         | 1231-0041 |
| CR250R 81            | M795-10   | M795-10   |
| CR250R 82            | 1231-0035 | 1231-0035 |
| CR250R 83-84         | 1231-0034 | 1231-0034 |
| CR250R 85-91         | 1231-0036 | 1231-0034 |

| SEALED CHAIN ROLLERS (CON'T)  |           |           |
|-------------------------------|-----------|-----------|
| MAKE/MODEL/YEAR               | LOWER     | UPPER     |
| <b>HONDA (CON'T)</b>          |           |           |
| CR250R 92-97                  | 1231-0036 | 1231-0036 |
| CR250R 98                     | 1231-0036 | 1231-0034 |
| CR250R 99-01                  | 1231-0036 | 1231-0035 |
| CR250R 02-03                  | 1231-0035 | 1231-0036 |
| CR250R 04                     | 1231-0035 | 1231-0038 |
| CR250R 05-07                  | 1231-0399 | 1231-0038 |
| CRF250R 04                    | 1231-0035 | 1231-0035 |
| CRF250R 05-09                 | 1231-0399 | 1231-0035 |
| CRF250R 10-11                 | 1231-0220 | 1231-0220 |
| CRF250R 12-13                 | 1231-0399 | 1231-0220 |
| CRF250R 14                    | 1231-0220 | 1231-0399 |
| CRF250R 15                    | 1231-0220 | 1231-0220 |
| CRF250R 16-17                 | 1231-0399 | 1231-0399 |
| CRF250R 18-23                 | 1231-0399 | 1231-0399 |
| CRF250RX 19-23                | 1231-0399 | 1231-0399 |
| CRF250X 04-05                 | 1231-0035 | 1231-0038 |
| CRF250X 06-17                 | 1231-0399 | 1231-0038 |
| CRM250AR (NOT US MODEL) 96-99 | 1231-0041 | 1231-0041 |
| XR250R 81                     | M795-10   | M795-10   |
| XR400R 96-04                  | 1231-0036 | 1231-0041 |
| CR450R 81                     | M795-10   | M795-10   |
| CRF450R 02-04                 | 1231-0035 | 1231-0035 |
| CRF450R 05-09                 | 1231-0220 | 1231-0035 |
| CRF450R 10-11                 | 1231-0220 | 1231-0220 |
| CRF450R 12-13                 | 1231-0399 | 1231-0220 |
| CRF450R 14                    | 1231-0220 | 1231-0399 |
| CRF450R 15                    | 1231-0220 | 1231-0220 |
| CRF450R 16                    | 1231-0399 | 1231-0220 |
| CRF450R 17-23                 | 1231-0399 | 1231-0399 |
| CRF450RX 17-23                | 1231-0399 | 1231-0399 |
| CRF450RWE 19-23               | 1231-0399 | 1231-0399 |
| CRF250RL 21-23                | 1231-0399 | 1231-0399 |
| CRF450X 05-17                 | 1231-0220 | 1231-0035 |
| CRF450X 19-23                 | 1231-0399 | 1231-0399 |
| CRF450L 19-20                 | 1231-0399 | 1231-0399 |
| CR480R 82-83                  | 1231-0035 | 1231-0035 |
| CR500R 84                     | 1231-0034 | 1231-0034 |
| CR500R 85-01                  | 1231-0036 | 1231-0034 |
| XR500R 81                     | M795-10   | M795-10   |
| FMX650 (EURO) 05-06           | M795-00   | -         |
| XR650R 00-07                  | M795-00   | M795-00   |
| <b>HUSABERG</b>               |           |           |
| 450FC 04-05                   | M795-14   | M795-14   |
| 450FE 04-08                   | M795-14   | M795-14   |
| 450FS-C 04-06                 | M795-14   | M795-14   |
| 450FS-E 04-08                 | M795-14   | M795-14   |
| 550FE 07-08                   | M795-14   | M795-14   |
| 550FS-E 07                    | M795-14   | M795-14   |
| 650FC 04-05                   | M795-14   | M795-14   |
| 650FE 04-08                   | M795-14   | M795-14   |
| 650FS-C 04-08                 | M795-14   | M795-14   |
| 650FS-E 04-08                 | M795-14   | M795-14   |
| <b>HUSQVARNA</b>              |           |           |
| CR125 93-95                   | -         | M795-00   |
| CR125 96-13                   | M795-00   | M795-00   |
| SM125 98                      | M795-00   | M795-00   |
| WMX 125 90                    | -         | M795-00   |
| WR125 96-13                   | M795-00   | M795-00   |
| WRE125 95                     | -         | M795-00   |
| WXC-WXE 125 92-96             | -         | M795-00   |
| WXE125 90                     | -         | M795-00   |
| WXE-WMX 125 91                | -         | M795-00   |
| CR250 93-95                   | -         | M795-00   |
| CR250 96-04                   | M795-00   | M795-00   |
| TC250 03-13                   | M795-00   | M795-00   |
| TE250 03-13                   | M795-00   | M795-00   |
| TXC250 08-13                  | M795-00   | M795-00   |
| WMX250 90                     | -         | M795-00   |
| WR250 96-13                   | M795-00   | M795-00   |
| WXC-WXE 250 92-95             | -         | M795-00   |
| WXE250 90                     | -         | M795-00   |
| WXE-WMX 250 91                | -         | M795-00   |
| WXE260 91                     | -         | M795-00   |
| WR300 08-13                   | M795-00   | M795-00   |
| TE310 09-13                   | M795-00   | M795-00   |

| SEALED CHAIN ROLLERS (CON'T) |           |           |
|------------------------------|-----------|-----------|
| MAKE/MODEL/YEAR              | LOWER     | UPPER     |
| <b>HUSQVARNA (CON'T)</b>     |           |           |
| TXC310 12-13                 | M795-00   | M795-00   |
| TE350 95                     | -         | M795-00   |
| WXC-WXE 350 92-94            | -         | M795-00   |
| CR360 93                     | -         | M795-00   |
| WR360 96-02                  | M795-00   | M795-00   |
| WXC-WXE 360 92-95            | -         | M795-00   |
| SM400R 04                    | M795-00   | M795-00   |
| TE400 01                     | M795-00   | M795-00   |
| TE410 96-01                  | M795-00   | M795-00   |
| TE410E 99                    | M795-00   | M795-00   |
| SM450 10                     | M795-00   | M795-00   |
| SM450R 03-09                 | M795-00   | M795-00   |
| TC450 03-10                  | M795-00   | M795-00   |
| TE450 03-10                  | M795-00   | M795-00   |
| TXC450 08-10                 | M795-00   | M795-00   |
| SM510 10                     | M795-00   | M795-00   |
| SM510R 05-09                 | M795-00   | M795-00   |
| TC510 05-09                  | M795-00   | M795-00   |
| TE510 04-10                  | M795-00   | M795-00   |
| TXC510 08-10                 | M795-00   | M795-00   |
| TE TXC 511 12-13             | -         | M795-00   |
| SM530R 09                    | M795-00   | M795-00   |
| SMR570 01-04                 | M795-00   | M795-00   |
| TC570 01-02                  | M795-00   | M795-00   |
| TE570 01-04                  | M795-00   | M795-00   |
| SM610 01-07                  | M795-00   | M795-00   |
| SM-E610 98-01                | M795-00   | M795-00   |
| SMR610 00-01                 | M795-00   | M795-00   |
| TC610 96-01                  | M795-00   | M795-00   |
| TE610 96-07                  | M795-00   | M795-00   |
| TE-E610 99-01                | M795-00   | M795-00   |
| WXC-WXE 610 93-95            | -         | M795-00   |
| <b>KAWASAKI</b>              |           |           |
| KX60 83-03                   | 1231-0037 | 1231-0037 |
| KX65 00-23                   | 1231-0040 | 1231-0037 |
| KDX80 84-88                  | 1231-0037 | 1231-0037 |
| KX80 80-81                   | 1231-0037 | 1231-0037 |
| KX80 BIG WHEEL 92-94         | 1231-0037 | 1231-0037 |
| KX85 01-23                   | 1231-0040 | 1231-0040 |
| KX85 BIG WHEEL 01-22         | 1231-0040 | 1231-0040 |
| KX112 22-23                  | 1231-0040 | 1231-0040 |
| KX100 95-00                  | 1231-0037 | 1231-0037 |
| KX100 01-21                  | 1231-0040 | 1231-0040 |
| KLX125/L 03-06               | -         | M795-00   |
| KX125 78-81                  | 1231-0034 | 1231-0034 |
| KX125 82-83                  | M795-10   | M795-10   |
| KX125 84-05                  | M795-00   | M795-00   |
| KDX175 80-82                 | 1231-0034 | 1231-0034 |
| KDX200 83                    | M795-10   | M795-10   |
| KDX200 84-06                 | M795-00   | M795-00   |
| KDX220 97-05                 | M795-00   | M795-00   |
| KDX250 80                    | 1231-0034 | 1231-0034 |
| KDX250 81-83                 | M795-10   | M795-10   |
| KDX250 84-94                 | M795-00   | M795-00   |
| KLX250 79-80                 | 1231-0034 | 1231-0034 |
| KLX250 94-96                 | -         | M795-00   |
| KLX250S 06-14                | -         | M795-00   |
| KLX250S 18-20                | -         | M795-00   |
| KLX250SF 09-10               | -         | M795-00   |
| KX250 78-81                  | 1231-0034 | 1231-0034 |
| KX250 82                     | M795-10   | M795-10   |
| KX250 83                     | -         | M795-10   |
| KX250 84-07                  | M795-00   | M795-00   |
| KX250F 04-06                 | M795-00   | M795-00   |
| KX250F 07-23                 | 1231-0220 | 1231-0220 |
| KX250 XC 21-22               | 1231-0220 | 1231-0220 |
| KLX300(R) 97-07              | -         | M795-00   |
| KLX300R 97-23                | -         | M795-00   |
| KDX400 79-80                 | 1231-0034 | 1231-0034 |
| KLX400R 03-04                | M795-00   | M795-10   |
| KLX400SR 03-04               | M795-00   | M795-10   |
| KDX420 81                    | 1231-0034 | 1231-0034 |
| KX420 80-81                  | 1231-0034 | 1231-0034 |
| KDX450 82                    | 1231-0034 | -         |
| KLX450R 08-09                | 1231-0220 | 1231-0220 |

CONTINUED ON NEXT PAGE

- APPAREL
- HELMETS & GOGGLES
- RIDER ARMOR
- OUTERWEAR
- YOUTH
- LUGGAGE & PACKS
- BIKE BODY
- BIKE CONTROLS
- BIKE SUSPENSION
- BIKE BRAKING
- BIKE DRIVE
- BIKE BEARINGS
- BIKE ENGINE
- BIKE ELECTRICAL
- BIKE EXHAUST
- BIKE WHEELS
- BICYCLE
- GARAGE & PROMO
- SIZING CHART

| SEALED CHAIN ROLLERS (CON'T) |           |           |
|------------------------------|-----------|-----------|
| MAKE/MODEL/YEAR              | LOWER     | UPPER     |
| <b>KAWASAKI (CON'T)</b>      |           |           |
| KLX450R (AUS) 18-19          | 1231-0220 | 1231-0220 |
| KX450F 06                    | M795-00   | M795-00   |
| KX450F 19-20                 | -         | 1231-0220 |
| KX450F 21-23                 | 1231-0220 | 1231-0220 |
| KX450 XC 21-23               | 1231-0220 | 1231-0220 |
| KX450 SR 22-23               | 1231-0220 | 1231-0220 |
| KX500 83                     | M795-00   | M795-10   |
| KX500 84-04                  | M795-00   | M795-00   |
| <b>KTM</b>                   |           |           |
| EGS 125 93-99                | M795-14   | M795-14   |
| EXC 125 93-05                | M795-14   | M795-14   |
| EXC 125 06-08                | -         | M795-14   |
| EXE 125 00-01                | M795-14   | M795-14   |
| SX 125 93-05                 | M795-14   | M795-14   |
| SX 125 06-07                 | -         | M795-14   |
| SXS 125 04                   | M795-14   | M795-14   |
| EGS 200 98-99                | M795-14   | M795-14   |
| EXC 200 98-05                | M795-14   | M795-14   |
| MXC 200 98-03                | M795-14   | M795-14   |
| SX 200 00-04                 | M795-14   | M795-14   |
| XC 200 06-07                 | -         | M795-14   |
| XC-W 200 06-07               | -         | M795-14   |
| EGS 250 94-99                | M795-14   | M795-14   |
| EXC 250 94-02                | M795-14   | M795-14   |
| EXC 250 03-05                | -         | M795-14   |
| EXC-G 250 RACING 02          | M795-14   | M795-14   |
| EXC-G 250 RACING 03-05       | -         | M795-14   |
| MXC 250 98-01                | M795-14   | M795-14   |
| SX 250 94-02                 | M795-14   | M795-14   |
| SX 250 03-07                 | -         | M795-14   |
| SX-F 250 05-07               | -         | M795-14   |
| SXS 250 01                   | M795-14   | M795-14   |
| SXS 250 03-04                | -         | M795-14   |
| XC 250 06-07                 | -         | M795-14   |
| XC-F 250 07                  | -         | M795-14   |
| XC-FW 250 06-07              | -         | M795-14   |
| XC-W 250 06-07               | -         | M795-14   |
| EGS 300 94-99                | M795-14   | M795-14   |
| EXC 300 94-02                | M795-14   | M795-14   |
| EXC 300 03-05                | -         | M795-14   |
| MXC 300 94-02                | M795-14   | M795-14   |
| MXC 300 03-05                | -         | M795-14   |
| SX 300 94                    | M795-14   | M795-14   |
| XC 300 06-07                 | -         | M795-14   |
| XC-W 300 06-07               | -         | M795-14   |
| EGS 360 96-97                | M795-14   | M795-14   |
| EXC 360 96-97                | M795-14   | M795-14   |
| MXC 360 96-97                | M795-14   | M795-14   |
| SX 360 96-97                 | M795-14   | M795-14   |
| EGS 380 98-99                | M795-14   | M795-14   |
| EXC 380 98-02                | M795-14   | M795-14   |
| MXC 380 98-01                | M795-14   | M795-14   |
| SX 380 98-02                 | M795-14   | M795-14   |
| COMP. 400 95-99              | M795-14   | M795-14   |
| DUKE 400 94-95               | M795-14   | M795-14   |
| EGS 400 94-97                | M795-14   | M795-14   |
| EGS-E 400 97                 | M795-14   | M795-14   |
| EXC 400 94-02                | M795-14   | M795-14   |
| EXC-G 400 04-05              | M795-14   | M795-14   |
| EXC-G 400 06                 | -         | M795-14   |
| LC4 400 98-99                | M795-14   | M795-14   |
| LC4-E 400 00-01              | -         | 1231-0036 |
| MXC 400 01-02                | M795-14   | M795-14   |
| RXC 400 95-98                | M795-14   | M795-14   |
| SC 400 00                    | M795-14   | M795-14   |
| SX 400 98-02                 | M795-14   | M795-14   |
| SXC 400 97-00                | M795-14   | M795-14   |
| TXC 400 98                   | M795-14   | M795-14   |
| XC-W 400 07                  | -         | M795-14   |
| EXC 440 94-95                | M795-14   | M795-14   |
| MXC 440 94                   | M795-14   | M795-14   |
| SX 440 94                    | M795-14   | M795-14   |
| EXC 450 03                   | -         | M795-14   |
| EXC-G 450 05-07              | -         | M795-14   |
| MXC-G 450 03-05              | -         | M795-14   |
| SMR 450 05-07                | -         | M795-14   |

| SEALED CHAIN ROLLERS (CON'T) |         |           |
|------------------------------|---------|-----------|
| MAKE/MODEL/YEAR              | LOWER   | UPPER     |
| <b>KTM (CON'T)</b>           |         |           |
| SMS 450 03                   | -       | M795-14   |
| SX 450 03-06                 | -       | M795-14   |
| SX-F 450 07                  | -       | M795-14   |
| SXS 450 03                   | -       | M795-14   |
| SXS 450 04                   | M795-14 | M795-14   |
| XC 450 04-07                 | -       | M795-14   |
| XC-W 450 07                  | -       | M795-14   |
| EXC 520 00-02                | M795-14 | M795-14   |
| MXC 520 01-02                | M795-14 | M795-14   |
| SX 520 00-02                 | M795-14 | M795-14   |
| EXC 525 03-07                | -       | M795-14   |
| MXC-G 525 03-05              | -       | M795-14   |
| SMR 525 05                   | -       | M795-14   |
| SX 525 03-06                 | -       | M795-14   |
| XC 525 06-07                 | -       | M795-14   |
| XC-W 525 07                  | -       | M795-14   |
| SXS 540 01-02                | M795-14 | M795-14   |
| SXS 540 03-06                | -       | M795-14   |
| MXC 550 94-96                | M795-14 | M795-14   |
| SMR 560 06-07                | -       | M795-14   |
| COMP LIMITED 620 97          | M795-14 | M795-14   |
| COMP. 620 94-99              | M795-14 | M795-14   |
| EGS 620 94-97                | M795-14 | M795-14   |
| EGS-E 620 97                 | M795-14 | M795-14   |
| EXC 620 94-95                | M795-14 | M795-14   |
| LC4 620 97-98                | M795-14 | M795-14   |
| LC4 COMP 620 99              | -       | 1231-0036 |
| LC4 SUPER MOTO 620 99        | -       | 1231-0036 |
| RXC 620 95-97                | M795-14 | M795-14   |
| SUPER MOTO 620 98            | M795-14 | M795-14   |
| SX 620 97-99                 | M795-14 | M795-14   |
| SXC 620 97                   | M795-14 | M795-14   |
| TXC 620 98                   | M795-14 | M795-14   |
| SXC 625 03-05                | -       | 1231-0036 |
| ADVENTURE 640 98             | -       | M795-14   |
| ADVENTURE 640 99-07          | -       | 1231-0036 |
| LC4 640 05                   | -       | 1231-0036 |
| <b>SUPER MOTO 640</b>        |         |           |
| LC4 99-01                    | -       | 1231-0036 |
| ADVENTURE 950 03-06          | -       | 1231-0036 |
| SUPER ENDURO 950 07          | -       | 1231-0036 |
| ADVENTURE 990 07-13          | -       | 1231-0036 |
| SUPERMOTO 990 10-11          | -       | 1231-0036 |
| <b>SHERCO</b>                |         |           |
| ENDURO 50 06-18              | M795-14 |           |
| ENDURO 2.5I 08               | M795-14 | M795-14   |
| SM R 50 20-23                | M795-14 | M795-14   |
| SM R 50 20-23                | M795-14 | -         |
| SM RS 50 20-23               | M795-14 | M795-14   |
| SE 2.5I-F 09-13              | M795-14 | M795-14   |
| SE 2.5I-F RACING 13          | M795-14 | M795-14   |
| SE 2.5I-FR 11                | M795-14 | M795-14   |
| SE 250I-R 12                 | M795-14 | M795-14   |
| SE F-R 250 14-18             | M795-14 | M795-14   |
| SC F-R 250 19                | M795-14 | M795-14   |
| SC-R 250 19                  | M795-14 | M795-14   |
| SE F-R 250                   |         |           |
| FACTORY 16-23                | M795-14 | M795-14   |
| SE F-R 250 SIX DAYS 18       | M795-14 | M795-14   |
| SE-R 250 14-22               | M795-14 | M795-14   |
| SE-R 250 FACTORY 16-21       | M795-14 | M795-14   |
| SE-R 250 SIX DAYS 18         | M795-14 | -         |
| SX 2.5I-F 10                 | M795-14 | M795-14   |
| SE 3.0I-F 10-13              | M795-14 | M795-14   |
| SE 3.0I-F RACING 13          | M795-14 | M795-14   |
| SE 3.0I-FR 11                | M795-14 | M795-14   |
| SE 300I-R 12                 | M795-14 | M795-14   |
| SE F-R 300 14-21             | M795-14 | M795-14   |
| SE F-R 300                   |         |           |
| FACTORY 16-23                | M795-14 | M795-14   |
| SE F-R 300 SIX DAYS 18       | M795-14 | M795-14   |
| SE-R 300 14-16               | M795-14 | M795-14   |
| SE-R 300 17-18               | M795-14 | -         |
| SE-R 300 FACTORY 16-18       | M795-14 | M795-14   |
| SE-R 300 SIX DAYS 18         | M795-14 | -         |
| ENDURO 4.5I 04-08            | M795-14 | M795-14   |

| SEALED CHAIN ROLLERS (CON'T)         |           |           |
|--------------------------------------|-----------|-----------|
| MAKE/MODEL/YEAR                      | LOWER     | UPPER     |
| <b>SHERCO (CON'T)</b>                |           |           |
| <b>ENDURO 4.5I FACTORY RACING 07</b> |           |           |
|                                      | M795-14   | M795-14   |
| SE 4.5I-F 09                         | M795-14   | M795-14   |
| SE 4.5I-FR 10-11                     | M795-14   | M795-14   |
| SE 450I-R 12-13                      | M795-14   | M795-14   |
| SE F-R 450 15-18                     | M795-14   | M795-14   |
| SC F-R 450 10-20                     | M795-14   | M795-14   |
| SE F-R 450 15-21                     | M795-14   | M795-14   |
| SE F-R 450                           |           |           |
| FACTORY 16-21                        | M795-14   | M795-14   |
| SE F-R 450 SIX DAYS 18               | M795-14   | M795-14   |
| <b>SUPERMOTARD</b>                   |           |           |
| 4.5I 04-08                           | M795-14   | M795-14   |
| SEF 500 FACTORY 21                   | M795-14   | M795-14   |
| SM 500 FACTORY 21                    | M795-14   | M795-14   |
| ENDURO 5.1I 07-08                    | M795-14   | M795-14   |
| <b>ENDURO 5.1I FACTORY RACING 07</b> |           |           |
|                                      | M795-14   | M795-14   |
| SE 5.1I-F 09                         | M795-14   | M795-14   |
| SE 5.1I-FR 10-11                     | M795-14   | M795-14   |
| SE 510I-R 12-13                      | M795-14   | M795-14   |
| <b>SUPERMOTARD</b>                   |           |           |
| 5.1I 07-08                           | M795-14   | M795-14   |
| <b>SUZUKI</b>                        |           |           |
| RM60 03                              | 1231-0037 | 1231-0037 |
| RM65 03-05                           | 1231-0037 | 1231-0037 |
| RM80 80-86                           | M795-00   | M795-00   |
| RM80 87-01                           | 1231-0036 | 1231-0036 |
| RM85/L 02-22                         | 1231-0036 | 1231-0036 |
| DR100 83-90                          | -         | M795-00   |
| RM100 79-81                          | M795-10   | M795-10   |
| RM100 03                             | 1231-0040 | 1231-0040 |
| DR-Z125/L 03-21                      | -         | M795-00   |
| RM125 81-83                          | M795-10   | M795-10   |
| RM125 84-85                          | M795-10   | 1231-0034 |
| RM125 86                             | 1231-0034 | 1231-0034 |
| RM125 87-88                          | M795-10   | M795-10   |
| RM125 89                             | 1231-0036 | M795-10   |
| RM125 90-00                          | M795-10   | M795-10   |
| RM125 01-08                          | M795-00   | M795-00   |
| DR250 82-93                          | M795-10   | M795-10   |
| DR250S 90-95                         | M795-10   | M795-10   |
| DRZ250 01-07                         | M795-10   | M795-00   |
| PE250 80-81                          | M795-10   | M795-10   |
| RM250 80-83                          | M795-10   | M795-10   |
| RM250 84-85                          | M795-10   | 1231-0034 |
| RM250 86-88                          | M795-10   | M795-10   |
| RM250 89                             | 1231-0036 | M795-10   |
| RM250 90-00                          | M795-10   | M795-10   |
| RM250 01-08                          | M795-00   | M795-00   |
| RMX250 89-98                         | M795-10   | M795-10   |
| RMZ250 04-10                         | M795-00   | M795-00   |
| RMZ250 11-12                         | M795-00   | 1231-0036 |
| RMZ250 13-17                         | M795-00   | M795-10   |
| RMZ250 19-22                         | M795-00   | M795-00   |
| DR350 90-99                          | M795-10   | M795-10   |
| DR350SE 90-96                        | M795-10   | M795-10   |
| DR350SE 97-99                        | M795-10   | 1231-0036 |
| DR400 80                             | M795-10   | M795-10   |
| DRZ400E 00-07                        | M795-10   | M795-00   |
| DRZ400K 00-03                        | M795-10   | M795-00   |
| DRZ400S 00-22                        | M795-10   | M795-00   |
| DRZ400SM 05-22                       | M795-10   | M795-00   |
| RM400 80                             | M795-10   | M795-10   |
| RMX450 10-19                         | M795-00   | M795-00   |
| RMX450Z 17                           | M795-00   | M795-00   |
| RMZ450 05-10                         | M795-00   | M795-00   |
| RMZ450 11-12                         | M795-00   | 1231-0036 |
| RMZ450 15-22                         | M795-00   | M795-00   |
| RM465 81-82                          | M795-10   | M795-10   |
| DR500 81-83                          | M795-10   | M795-10   |
| RM500 83                             | M795-10   | M795-10   |
| RM500 84                             | M795-10   | 1231-0034 |
| DR650SE 90-95                        | 1231-0036 | M795-10   |
| DR650SE 96-19                        | M795-00   | M795-00   |
| <b>TM</b>                            |           |           |
| MX 85 06-09                          | M795-00   | M795-00   |



| SEALED CHAIN ROLLERS (CON'T) |           |           |
|------------------------------|-----------|-----------|
| MAKE/MODEL/YEAR              | LOWER     | UPPER     |
| <b>TM (CON'T)</b>            |           |           |
| EN 125 96-07                 | M795-00   | M795-00   |
| MX 125 96-07                 | M795-00   | M795-00   |
| SMX 125 05-07                | M795-00   | -         |
| EN 250 96-07                 | M795-00   | M795-00   |
| EN 250F 02-07                | M795-00   | M795-00   |
| MX 250 96-07                 | M795-00   | M795-00   |
| MX 250F 02-07                | M795-00   | M795-00   |
| EN 300 97-07                 | M795-00   | M795-00   |
| MX 300 97-07                 | M795-00   | M795-00   |
| EN 400F 02-03                | M795-00   | M795-00   |
| MX 400F 02-03                | M795-00   | M795-00   |
| EN 450F 04-07                | M795-00   | M795-00   |
| MX 450F 04-07                | M795-00   | M795-00   |
| SMX 450F 05-07               | M795-00   | -         |
| EN 530F 02-07                | M795-00   | M795-00   |
| MX 530F 02-07                | M795-00   | M795-00   |
| SMX 660 06-07                | M795-00   | -         |
| SMX 660S 05                  | M795-00   | -         |
| <b>YAMAHA</b>                |           |           |
| YZ65 18-23                   | -         | 1231-0036 |
| YZ80 81-82                   | -         | M795-10   |
| YZ80 83-01                   | -         | 1231-0037 |
| YZ85 02-23                   | -         | 1231-0037 |
| YZ100 82-83                  | 1231-0036 | -         |
| TT125 00                     | -         | 1231-0037 |
| TTR125 DRUM BRAKE 00-09      | -         | 1231-0037 |
| TTR125E DRUM BRAKE 03-09     | -         | 1231-0037 |
| TTR125L DISC BRAKE 00-08     | -         | 1231-0037 |
| TTR125LE DISC BRAKE 03-23    | -         | 1231-0037 |
| YZ125 78-80                  | M795-10   | M795-10   |
| YZ125 81-82                  | 1231-0036 | -         |

| SEALED CHAIN ROLLERS (CON'T) |           |           |
|------------------------------|-----------|-----------|
| MAKE/MODEL/YEAR              | LOWER     | UPPER     |
| <b>YAMAHA (CON'T)</b>        |           |           |
| YZ125 83-85                  | 1231-0037 | -         |
| YZ125 86                     | 1231-0036 | 1231-0036 |
| YZ125 87-88                  | 1231-0035 | 1231-0036 |
| YZ125 89-92                  | 1231-0035 | 1231-0035 |
| YZ125 93-22                  | 1231-0035 | 1231-0036 |
| YZ125X 20-23                 | 1231-0035 | 1231-0036 |
| IT175 80-81                  | M795-10   | -         |
| IT175 82-83                  | 1231-0036 | -         |
| IT200 84-86                  | 1231-0036 | -         |
| WR200 92                     | 1231-0037 | 1231-0037 |
| TT225 86-87                  | 1231-0036 | -         |
| TTR225 99-04                 | 1231-0036 | -         |
| XT225 92-07                  | 1231-0036 | -         |
| TTR230 05-23                 | -         | 1231-0037 |
| IT250 80                     | -         | M795-10   |
| IT250 81                     | 1231-0036 | 1231-0036 |
| IT250 82                     | M795-00   | M795-00   |
| IT250 83                     | 1231-0036 | 1231-0036 |
| TTR250 99-06                 | -         | 1231-0036 |
| WR250 91-93                  | 1231-0035 | 1231-0035 |
| WR250 94-97                  | 1231-0035 | 1231-0036 |
| WR250F 01-19                 | 1231-0035 | 1231-0036 |
| WR250F 20-23                 | 1231-0036 | 1231-0036 |
| WR250R DUAL SPORT 08-11      | 1231-0036 | 1231-0037 |
| WR250R DUAL SPORT 12-20      | 1231-0037 | 1231-0037 |
| WR250X SUPERMOTO 08-11       | 1231-0036 | 1231-0037 |
| XT250 84                     | 1231-0036 | 1231-0036 |
| YZ250 78-81                  | 1231-0037 | 1231-0037 |
| YZ250 82                     | 1231-0037 | -         |
| YZ250 83-86                  | 1231-0037 | 1231-0037 |
| YZ250 87-92                  | 1231-0035 | 1231-0035 |
| YZ250 93-20                  | 1231-0035 | 1231-0036 |

| SEALED CHAIN ROLLERS (CON'T) |           |           |
|------------------------------|-----------|-----------|
| MAKE/MODEL/YEAR              | LOWER     | UPPER     |
| <b>YAMAHA (CON'T)</b>        |           |           |
| YZ250F 01-18                 | 1231-0035 | 1231-0036 |
| YZ250F 19-23                 | 1231-0036 | 1231-0036 |
| YZ250FX 15-23                | 1231-0035 | 1231-0036 |
| YZ250X 16-23                 | 1231-0035 | 1231-0036 |
| TT350 86-87                  | 1231-0036 | 1231-0036 |
| TY350 85-86                  | M795-00   | M795-00   |
| XT350 85-00                  | 1231-0036 | 1231-0036 |
| IT400 79                     | -         | M795-10   |
| WR400F 98                    | 1231-0036 | 1231-0035 |
| WR400F 99-00                 | 1231-0035 | 1231-0036 |
| YZ400 77-79                  | M795-10   | M795-10   |
| YZ400F 98-99                 | 1231-0035 | 1231-0036 |
| IT425 80                     | -         | M795-10   |
| WR426F 01-02                 | 1231-0035 | 1231-0036 |
| YZ426F 00-02                 | 1231-0035 | 1231-0036 |
| WR450F 03-19                 | 1231-0035 | 1231-0036 |
| WR450F 20-23                 | 1231-0036 | 1231-0036 |
| YZ450F 03-17                 | 1231-0035 | 1231-0036 |
| YZ450F 18-23                 | 1231-0036 | 1231-0036 |
| YZ450FX 16-18                | 1231-0035 | 1231-0036 |
| YZ450FX 19-23                | 1231-0036 | 1231-0036 |
| IT465 81-82                  | M795-00   | M795-00   |
| YZ465 80                     | M795-10   | M795-10   |
| YZ465 81                     | 1231-0036 | 1231-0036 |
| IT490 83-84                  | 1231-0036 | 1231-0036 |
| YZ490 82                     | M795-00   | -         |
| YZ490 83-86                  | 1231-0036 | 1231-0036 |
| YZ490 87-90                  | 1231-0035 | 1231-0035 |
| WR500 92-93                  | 1231-0035 | 1231-0035 |
| XT550 82-83                  | -         | 1231-0036 |
| TT600 83-86                  | 1231-0036 | 1231-0036 |
| XT600 84-89                  | 1231-0036 | 1231-0036 |
| XT600 90-95                  | M795-00   | 1231-0036 |

| CHAIN ROLLER DIMENSIONS |                              |        |        |       |
|-------------------------|------------------------------|--------|--------|-------|
| PART #                  | DESCRIPTION                  | ID(MM) | OD(MM) | W(MM) |
| M795-00                 | CHAIN ROLLER, 34MM, BLACK    | 8      | 34     | 28    |
| M795-10                 | CHAIN ROLLER, 38MM, BLACK    | 8      | 38     | 28    |
| M795-14                 | CHAIN ROLLER, KTM, BLACK     | 8      | 38     | 20    |
| 1231-0034               | CHAIN ROLLER, 43-28MM, BLACK | 8      | 43     | 28    |
| 1231-0035               | CHAIN ROLLER, 43-24MM, BLACK | 8      | 43     | 24    |
| 1231-0036               | CHAIN ROLLER, 34-24MM, BLACK | 8      | 34     | 24    |
| 1231-0037               | CHAIN ROLLER, 34-24MM, BLACK | 14     | 34     | 24    |

| CHAIN ROLLER DIMENSIONS |                                |        |        |       |
|-------------------------|--------------------------------|--------|--------|-------|
| PART #                  | DESCRIPTION                    | ID(MM) | OD(MM) | W(MM) |
| 1231-0038               | CHAIN ROLLER, 34-23MM 04 CR250 | 8      | 34     | 23    |
| 1231-0039               | CHAIN ROLLER, 25-20MM DELRIN   | 12     | 25     | 20    |
| 1231-0040               | CHAIN ROLLER, 28-24MM DELRIN   | 14     | 28     | 24    |
| 1231-0041               | CHAIN ROLLER, 26-24MM DELRIN   | 8      | 24     | 25.5  |
| 1231-0220               | CHAIN ROLLER                   | 8      | 38     | 24    |
| 1231-0399               | CHAIN ROLLER                   | 8      | 34     | 23    |



TRISTUN ALVAREZ  
2023 WORCS 125 PRO CHAMPION

APPAREL

HELMETS & GOGGLES

RIDER ARMOR

OUTERWEAR

YOUTH

LUGGAGE & PACKS

BIKE BODY

BIKE CONTROLS

BIKE SUSPENSION

BIKE BRAKING

BIKE DRIVE

BIKE BEARINGS

BIKE ENGINE

BIKE ELECTRICAL

BIKE EXHAUST

BIKE WHEELS

BICYCLE

GARAGE & PROMO

SIZING CHART



**YAMAHA**

**YZ250X**

**BIKE BUILD**







PIPE GUARD | PULL HANDLE - REAR AXLE | PULL HANDLE - FRONT/REAR AXLE | SPARK ARRESTOR END CAP | WIRELESS HOUR METER  
 FUEL MIXTURE SCREW | OIL FILTER COVER | BRAKE CALIPER COOLER - REAR | CLIP-ON REGISTRATION HOLDER PHONE/MAP TANK POUCH  
 RADIATOR BRACE | RADIATOR GUARD | GAS CAP | PRE-OILED AIR FILTER | RADIATOR HOSE KIT | METRIC SPROCKET BOLT KIT  
 PRO CHAIN GUIDE | DUAL SPROCKET | 520 HPO - O-RING CHAIN | BRAKE LINE - FRONT | BRAKE LINE - REAR - STAINLESS STEEL  
 OIL CAP | ROTOR BOLTS | CARBON FIBER FORK GUARDS | KICKSTARTER | TITANIUM FOOTPEGS | CLUTCH LEVER | BRAKE LEVER  
 HARDWARE - PROBEND - PRO TAPER - KTM | HANDGUARDS - PROBEND | GRIPS - LOCK-ON - BLUE/BLACK HANDLEBAR - ALUMINUM  
 RIBBED SEAT COVER | MUD RADIATOR COVER | LOWER FORK LEG GUARD | CLUTCH COVER | FRONT ROTOR GUARD  
 REAR ROTOR GUARD | XCR BRAKE PADS - FRONT | IGNITION COVER | CARBON FIBER SKID PLATE | SHARK FIN DISC GUARD  
 XCR BRAKE PADS | FAST WHEEL SPACER | LIFT STRAP | WHEEL/BLUE HUB - 18"X2.15"  
 RFX ROTOR - FRONT | SX-1 COMPLETE WHEELS | BRAKE PEDAL | SHIFT LEVER

APPAREL

HELMETS &  
GOGGLES

RIDER  
ARMOR

OUTERWEAR

YOUTH

LUGGAGE &  
PACKS

BIKE  
BODY

BIKE  
CONTROLS

BIKE  
SUSPENSION

BIKE  
BRAKING

BIKE  
DRIVE

BIKE  
BEARINGS

BIKE  
ENGINE

BIKE  
ELECTRICAL

BIKE  
EXHAUST

BIKE  
WHEELS

BICYCLE

GARAGE  
& PROMO

SIZING  
CHART





**WHEEL BEARING & SEAL KITS** \$7.95 - \$59.95

- All bearings and seals required to refit a wheel
- Premium high-speed bearings with low drag double lip seals and nitrile elastomer outer seals
- Packed with Chevron SR1-2 high performance grease with rust and oxidation inhibitors
- Kits are per wheel

| WHEEL BEARING & SEAL KITS |           |           |
|---------------------------|-----------|-----------|
| MAKE/MODEL/YEAR           | FRONT     | REAR      |
| <b>APRILIA</b>            |           |           |
| CLIMBER 280 94            | A25-1070  | -         |
| RXV 450 06 - 11           | -         | A25-1406  |
| SKV 450 06 - 11           | -         | A25-1406  |
| RXV 550 06 - 11           | -         | A25-1406  |
| SKV 550 06 - 11           | -         | A25-1406  |
| <b>BETA</b>               |           |           |
| REV 50 06 - 08            | A25-1143  | A25-1143  |
| EVO 80 09 - 11            | A25-1070  | A25-1070  |
| EVO JR 80 09 - 22         | A25-1143  | A25-1143  |
| EVO SR 80 14-22           | 0215-1000 | A25-1070  |
| REV 80 06 - 07            | A25-1143  | A25-1143  |
| REV 80 08                 | A25-1070  | A25-1070  |
| EVO 2T 125 11 - 23        | 0215-1000 | A25-1070  |
| VO 2T 125 FACTORY 22      | 0215-1000 | A25-1070  |
| EVO 2T 125 14-16          | 0215-0026 | A25-1070  |
| REV 2T 125 04 - 08        | A25-1070  | A25-1070  |
| RR-54T 125 17-19          | 0215-0026 | 0215-0880 |
| RR 2T 125 19-23           | A25-1402  | A25-1404  |
| RR 2T 125 RACE 21-23      | A25-1402  | A25-1404  |
| RR 2T 125 FACTORY 22      | A25-1402  | A25-1404  |
| RR-5 4T 125 17-19         | -         | 0215-0880 |
| EVO 2T 200 11 - 23        | -         | A25-1070  |
| REV 2T 200 04 - 08        | A25-1070  | A25-1070  |
| EVO 2T 200 11-23          | 0215-1000 | A25-1070  |
| RR 2T 200 19-23           | A25-1402  | A25-1404  |
| RR 2T 200 RACE 21-23      | A25-1402  | A25-1404  |
| EVO 2T 250 11 - 23        | 0215-1000 | A25-1070  |
| EVO 2T 250 FACTORY 22     | 0215-1000 | A25-1070  |
| EVO 4T 250 11 - 18        | -         | A25-1070  |
| REV 2T 250 04 - 08        | A25-1070  | A25-1070  |
| REV 4T 250 08             | A25-1070  | A25-1070  |
| RR 2T 250 13-23           | A25-1402  | A25-1404  |
| RR 4T 250 05-07           | A25-1402  | -         |
| REV 2T 270 04 - 08        | A25-1070  | A25-1070  |
| EVO 2T 290 11             | -         | A25-1070  |
| EVO 2T 300 12 - 23        | 0215-1000 | A25-1070  |
| EVO 2T 300 FACTORY 22     | 0215-1000 | A25-1070  |
| EVO 2T SS 300 18          | -         | A25-1070  |
| EVO 2T SS 300 23          | 0215-1000 | A25-1070  |
| EVO 4T 300 11 - 23        | 0210-1000 | A25-1070  |
| RR 2T 300 13-23           | A25-1402  | A25-1404  |
| RX 2T 300 21-22           | A25-1402  | A25-1404  |
| XTRAINER 300 15-23        | A25-1402  | A25-1404  |
| RR 4T 350 11 - 23         | A25-1402  | A25-1404  |
| RR-S 4T 350 17-23         | A25-1402  | A25-1404  |

| WHEEL BEARING & SEAL KITS (CON'T) |           |           |
|-----------------------------------|-----------|-----------|
| MAKE/MODEL/YEAR                   | FRONT     | REAR      |
| <b>BETA (CON'T)</b>               |           |           |
| RR 4T 390 15-23                   | A25-1402  | A25-1404  |
| RR-S 4T 390 17-23                 | A25-1402  | A25-1404  |
| RS 4T 390 15-16                   | A25-1402  | A25-1404  |
| RR 4T 400 05 - 10                 | A25-1402  | -         |
| RR 4T 400 11-14                   | A25-1402  | A25-1404  |
| RS 4T 400 14                      | A25-1402  | A25-1404  |
| RR 4T 430 15-23                   | A25-1402  | A25-1404  |
| RR-S 4T 430 17-23                 | A25-1402  | A25-1404  |
| RS 4T 430 15-16                   | A25-1402  | A25-1404  |
| RR 4T 450 05 - 10                 | A25-1402  | -         |
| RR 4T 450 11-14                   | A25-1402  | A25-1404  |
| RS 4T 480 15-16                   | A25-1402  | A25-1404  |
| RR 4T 480 18-20                   | A25-1402  | A25-1404  |
| RR 4T498 12 - 14                  | A25-1402  | A25-1404  |
| RR-S 4T 500 17-23                 | A25-1402  | A25-1404  |
| RS 4T 500 15-16                   | A25-1402  | A25-1404  |
| RR 4T 520 10                      | A25-1402  | -         |
| RR 4T 520 11                      | A25-1402  | A25-1404  |
| RR 4T 520 14                      | A25-1402  | A25-1404  |
| RR 4T 525 05 - 09                 | A25-1402  | -         |
| <b>COBRA</b>                      |           |           |
| CX 50 JR 08-13                    | A25-1143  | 0215-0999 |
| CX 50 SR 07-13                    | A25-1143  | 0215-0999 |
| KING 50 04                        | -         | 0215-0999 |
| KING 50 05-06                     | A25-1143  | 0215-0999 |
| CX 65 07 - 09                     | A25-1143  | 0215-0995 |
| CX 65 10                          | -         | 0215-0995 |
| CX 65 11-12                       | A25-1143  | 0215-0995 |
| CX 65 13                          | -         | 0215-0995 |
| <b>GAS GAS</b>                    |           |           |
| EC ROOKIE 50 04 - 05              | A25-1135  | A25-1135  |
| SM ROOKIE 50 04 - 05              | A25-1135  | A25-1135  |
| TXE ELECTRIC 19                   | -         | 0215-0191 |
| MC E5 21                          | A25-1135  | 0215-1022 |
| MC 50 21-23                       | A25-1135  | 0215-1022 |
| MC65 21-23                        | A25-1135  | A25-1345  |
| TXT PRO 80 15                     | -         | 0215-0191 |
| MC85 19/16 WHEEL 21-23            | A25-1406  | A25-1273  |
| EC125 01 - 02                     | A25-1070  | -         |
| EC125 03                          | A25-1070  | 0215-0083 |
| EC125 04 - 11                     | 0215-0117 | 0215-0083 |
| EC125 15                          | 0215-0117 | 0215-0083 |
| HALLEY 2T 125 EH 09               | A25-1135  | -         |
| HALLEY 2T 125 SM 09               | A25-1135  | -         |
| HALLEY 4T 125 EH 09               | A25-1135  | A25-1135  |
| MC125 01 - 02                     | A25-1070  | -         |
| MC125 03                          | A25-1070  | 0215-0083 |
| MC125 04 - 09                     | 0215-0117 | 0215-0083 |
| MC 125 21                         | A25-1402  | A25-1273  |
| PAMPERA 125 02 - 05               | A25-1135  | A25-1135  |
| SM125 03 - 09                     | A25-1070  | 0215-0083 |
| TXT TRIALS 125 98 - 06            | 0215-0191 | 0215-0191 |
| TXT TRIALS 125 07 - 17            | -         | 0215-0191 |
| TXT RACING 125 19-20              | 0215-0191 | 0215-0191 |
| EC200 99 - 02                     | A25-1070  | -         |
| EC200 03                          | A25-1070  | 0215-0083 |
| EC200 04 - 11                     | 0215-0117 | 0215-0083 |
| EC200 15-19                       | 0215-0117 | 0215-0083 |
| XC200 18-19                       | 0215-0192 | 0215-0191 |
| TXT TRIALS 200 98 - 06            | 0215-0191 | 0215-0191 |
| TXT TRIALS 200 07 - 09            | -         | 0215-0191 |
| EC250 96 - 02                     | A25-1070  | -         |
| EC250 03                          | A25-1070  | 0215-0083 |
| EC250 04 - 13                     | 0215-0117 | 0215-0083 |
| EC250 15-20                       | 0215-0117 | 0215-0083 |
| MX250F 21                         | A25-1402  | A25-1273  |
| EX250F 21                         | A25-1402  | A25-1273  |
| EC 250 SIX DAYS 19                | 0215-0117 | 0215-0083 |
| CONTACT R 250 20                  | 0215-0191 | 0215-0191 |
| EC250 4T 10-13                    | 0215-0117 | 0215-0083 |
| EC250 4T 15                       | 0215-0117 | 0215-0083 |
| XC250 18-19                       | 0215-0117 | 0215-0083 |
| MC250 99 - 02                     | A25-1070  | -         |
| MC250 03                          | A25-1070  | 0215-0083 |
| MC250 04 - 09                     | 0215-0117 | 0215-0083 |

| WHEEL BEARING & SEAL KITS (CON'T) |           |           |
|-----------------------------------|-----------|-----------|
| MAKE/MODEL/YEAR                   | FRONT     | REAR      |
| <b>GAS GAS (CON'T)</b>            |           |           |
| MC250F 21                         | A25-1402  | A25-1273  |
| TXT RACING 280 19-22              | 0215-0191 | 0215-0191 |
| PAMPERA 250 02 - 05               | A25-1135  | A25-1135  |
| SM250 03 - 05                     | A25-1070  | 0215-0083 |
| TXT TRIALS 250 98 - 03            | 0215-0191 | 0215-0191 |
| TXT TRIALS 250 04 - 17            | -         | 0215-0191 |
| TXT GP 250 19                     | 0215-0191 | 0215-0191 |
| TXT RACING 250 19-20              | 0215-0191 | 0215-0191 |
| PAMPERA 280 02 - 05               | A25-1135  | A25-1135  |
| TXT TRIALS 280 98 - 03            | 0215-0191 | 0215-0191 |
| TXT TRIALS 280 04 - 17            | -         | 0215-0191 |
| TXT RACING 280 19-20              | 0215-0191 | 0215-0191 |
| CONTACT R 280 20                  | 0215-0191 | 0215-0191 |
| EC300 99 - 02                     | A25-1070  | -         |
| EC300 03                          | A25-1070  | 0215-0083 |
| EC300 04 - 13                     | 0215-0117 | 0215-0083 |
| EC 300 15-19                      | 0215-0117 | 0215-0083 |
| EC300 SIX DAYS 19                 | 0215-0117 | 0215-0083 |
| EC300 21-22                       | A25-1402  | A25-1273  |
| EC300 4T 15                       | 0215-0117 | 0215-0083 |
| EC RANGER 300 20                  | 0215-0117 | 0215-0083 |
| TXT TRIALS 300 98 - 02            | 0215-0191 | 0215-0191 |
| TXT TRIALS 300 04 - 17            | -         | 0215-0191 |
| TXT RACING 300 19-23              | 0215-0191 | 0215-0191 |
| TXT GP 300 19                     | -         | 0215-0191 |
| TXT RACING 300 19-23              | 0215-0191 | 0215-0191 |
| EX300 21-23                       | A25-1402  | A25-1273  |
| EX350F 21-23                      | A25-1402  | A25-1273  |
| EC450 4T 13-15                    | 0215-0117 | 0215-0083 |
| EC450FSE 03 - 06                  | 0215-0117 | 0215-0083 |
| EC450FSR 07 - 09                  | 0215-0117 | 0215-0083 |
| HALLEY 450 EH 09                  | A25-1079  | -         |
| HALLEY 450 SM 09                  | A25-1079  | -         |
| MC450FSR 07                       | 0215-0117 | 0215-0083 |
| PAMPERA 450 07                    | 0215-0117 | 0215-0083 |
| SM450FSE 04 - 05                  | 0215-0117 | 0215-0083 |
| SM450FSR 07 - 09                  | 0215-0117 | 0215-0083 |
| EX450F 21-23                      | A25-1402  | A25-1273  |
| MC450F 21-23                      | A25-1402  | A25-1273  |
| <b>HONDA</b>                      |           |           |
| CRF50F 04 - 18                    | A25-1170  | A25-1167  |
| CRF50 21-23                       | A25-1170  | 0215-1138 |
| CRM50R (EURO) 92                  | A25-1069  | -         |
| CRM50R (EURO) 93 - 96             | A25-1069  | A25-1072  |
| MR50 74                           | -         | 0215-0070 |
| MT50 (EURO) 80                    | A25-1072  | -         |
| MT50S (EURO) 93 - 96              | A25-1072  | A25-1072  |
| XR50R 00 - 03                     | A25-1170  | A25-1167  |
| Z-50 68 - 78                      | A25-1172  | A25-1167  |
| Z-50R 79 - 93                     | A25-1172  | A25-1167  |
| Z-50R 94 - 99                     | A25-1172  | A25-1172  |
| Z-50RD 86                         | A25-1172  | A25-1167  |
| CR60 83 - 84                      | A25-1027  | A25-1191  |
| CRF70F 04 - 12                    | A25-1027  | A25-1191  |
| CT70 TRAIL 69 - 94                | A25-1072  | A25-1300  |
| SL70 71 - 73                      | A25-1072  | A25-1300  |
| XL70 76                           | A25-1072  | A25-1300  |
| XR70R 97 - 03                     | A25-1027  | A25-1191  |
| CRM75R (EURO) 89 - 94             | A25-1069  | A25-1072  |
| XL75 77 - 79                      | A25-1072  | A25-1300  |
| XR75 73 - 78                      | A25-1072  | A25-1300  |
| CR80 80 - 81                      | A25-1072  | A25-1072  |
| CR80 82                           | A25-1072  | A25-1191  |
| CR80R 83 - 85                     | A25-1027  | A25-1191  |
| CR80R 86 - 02                     | A25-1027  | A25-1160  |
| CR80RB 96 - 02                    | A25-1027  | A25-1160  |
| CRF80F 04 - 13                    | A25-1027  | A25-1191  |
| XL80S 80 - 85                     | A25-1072  | A25-1300  |
| XR80 79 - 84                      | A25-1072  | A25-1300  |
| XR80R 85 - 03                     | A25-1027  | A25-1191  |
| CR85R/RB 03 - 07                  | A25-1027  | A25-1160  |
| CT90 TRAIL 66 - 79                | A25-1072  | -         |
| CRF100F 04 - 13                   | A25-1027  | A25-1191  |
| XL100 76 - 80                     | -         | A25-1323  |
| XL100S 79 - 80                    | -         | A25-1323  |
| XL100S 81 - 85                    | -         | A25-1300  |

| WHEEL BEARING & SEAL KITS (CON'T) |           |           |
|-----------------------------------|-----------|-----------|
| MAKE/MODEL/YEAR                   | FRONT     | REAR      |
| <b>HONDA (CON'T)</b>              |           |           |
| XR100 81 - 84                     | A25-1072  | A25-1300  |
| XR100R 85 - 03                    | A25-1027  | A25-1191  |
| CRF110F 13-22                     | A25-1027  | A25-1191  |
| CT110 TRAIL 80 - 86               | A25-1072  | A25-1300  |
| CR125M 74 - 78                    | A25-1072  | -         |
| CR125R 79 - 81                    | A25-1038  | -         |
| CR125R 82                         | A25-1119  | A25-1113  |
| CR125R 83                         | A25-1119  | A25-1115  |
| CR125R 84                         | -         | A25-1115  |
| CR125R 85 - 86                    | A25-1075  | A25-1115  |
| CR125R 87 - 88                    | A25-1075  | A25-1241  |
| CR125R 89                         | A25-1075  | -         |
| CR125R 90 - 94                    | A25-1075  | A25-1202  |
| CR125R 95 - 99                    | A25-1081  | A25-1202  |
| CR125R 00 - 07                    | A25-1081  | A25-1250  |
| CRF125F 14 - 22                   | A25-1027  | A25-1191  |
| CRF125FB 14 - 22                  | A25-1027  | A25-1191  |
| MT125 ELSINORE 74 - 76            | A25-1072  | A25-1323  |
| SL125 MOTO SPORT 71 - 73          | A25-1072  | A25-1323  |
| TL125 73 - 76                     | A25-1072  | A25-1323  |
| XL125 74 - 85                     | A25-1072  | A25-1323  |
| XLR125 (EURO) 98                  | A25-1069  | A25-1206  |
| XR125L (EURO) 04 - 11             | -         | A25-1206  |
| CRF150F 07 - 22                   | 0215-0194 | 0215-0075 |
| CRF150R/RB 07 - 22                | 0215-0194 | 0215-0195 |
| MRI175 ELSINORE 76 - 77           | A25-1072  | -         |
| XL185S 79 - 83                    | A25-1072  | A25-1323  |
| XR185 79                          | A25-1072  | A25-1323  |
| XR190 (EURO) 17                   | -         | A25-1206  |
| TLR200 REFLEX 86 - 87             | A25-1072  | A25-1191  |
| TR200 FATCAT 86 - 87              | A25-1317  | A25-1323  |
| XL200R 83 - 84                    | A25-1038  | A25-1214  |
| XR200 80 - 84                     | A25-1072  | A25-1323  |
| XR200R 81 - 02                    | A25-1038  | A25-1214  |
| CRF230F 03 - 17                   | 0215-0072 | 0215-0075 |
| CRF230F 19                        | 0215-0072 | -         |
| CRF230L 08 - 09                   | A25-1069  | A25-1206  |
| CRF230M 09                        | A25-1069  | A25-1206  |
| CRF250F 19-22                     | 0215-0072 | 0215-1079 |
| CR250R 78 - 80                    | A25-1038  | -         |
| CR250R 81                         | A25-1119  | -         |
| CR250R 82                         | A25-1119  | A25-1113  |
| CR250R 83                         | A25-1119  | A25-1115  |
| CR250R 84                         | -         | A25-1115  |
| CR250R 85 - 86                    | A25-1075  | A25-1115  |
| CR250R 87 - 88                    | A25-1075  | A25-1241  |
| CR250R 89                         | A25-1075  | -         |
| CR250R 90 - 94                    | A25-1075  | A25-1202  |
| CR250R 95 - 99                    | A25-1081  | A25-1202  |
| CR250R 00 - 07                    | A25-1081  | A25-1250  |
| CRF250L 13 - 16                   | -         | 0215-0880 |
| CRF250L 17-20                     | A25-1063  | 0215-0880 |
| CRF250L ABS 17-20                 | A25-1063  | 0215-0880 |
| CRF250LR RALLY 17 - 20            | A25-1063  | 0215-0880 |
| CRF250LR RALLY ABS 17-20          | A25-1063  | 0215-0880 |
| CRF250R 04 - 23                   | A25-1081  | A25-1250  |
| CR250F 19-20                      | 0215-0072 | 0215-1079 |
| CRF250 RX 19-22                   | A25-1081  | A25-1250  |
| CRF250X 04 - 17                   | 0215-0185 | A25-1250  |
| NX250 88 - 90                     | A25-1069  | A25-1231  |
| XL250R 82 - 87                    | A25-1038  | A25-1231  |
| XL250S 78 - 81                    | A25-1038  | A25-1214  |
| XR250 79 - 80                     | A25-1038  | A25-1214  |
| XR250L 91 - 96                    | A25-1069  | A25-1230  |
| XR250R 81 - 82                    | -         | A25-1214  |
| XR250R 84 - 85                    | A25-1069  | A25-1214  |
| XR250R 86 - 95                    | A25-1069  | A25-1217  |
| XR250R 96 - 04                    | A25-1069  | A25-1206  |
| XR300 (SA) 10 - 12                | A25-1069  | A25-1230  |
| CRF300L 21-22                     | A25-1063  | A25-0880  |
| CRF300 L ABS 21-22                | A25-1063  | A25-0880  |
| CRF300LR 21-22                    | A25-1063  | A25-0880  |

| WHEEL BEARING & SEAL KITS (CON'T) |           |           |
|-----------------------------------|-----------|-----------|
| MAKE/MODEL/YEAR                   | FRONT     | REAR      |
| <b>HONDA (CON'T)</b>              |           |           |
| CRF300LR ABS 21-22                | A25-1063  | A25-0880  |
| XL350R 84 - 85                    | A25-1069  | A25-1231  |
| XR350R 83                         | -         | A25-1214  |
| XR350R 84                         | A25-1069  | A25-1214  |
| XR350R 85                         | A25-1069  | A25-1217  |
| XR400R 96 - 04                    | A25-1076  | A25-1206  |
| CR450R 81                         | A25-1119  | -         |
| CRF450R 02 - 22                   | A25-1081  | A25-1250  |
| CRF450RX 17 - 22                  | A25-1081  | A25-1250  |
| CRF450RWE 19-22                   | A25-1081  | A25-1250  |
| CRF450RL 22                       | A25-1081  | A25-1250  |
| CRF450X 05 - 17                   | 0215-0185 | A25-1250  |
| CRF450X 19-22                     | A25-1081  | A25-1250  |
| CRF450X 19-21                     | A25-1081  | A25-1250  |
| CR480R 82                         | A25-1119  | A25-1113  |
| CR480R 83                         | A25-1119  | A25-1115  |
| CR500R 84                         | -         | A25-1115  |
| CR500R 85 - 86                    | A25-1075  | A25-1115  |
| CR500R 87 - 88                    | A25-1075  | A25-1241  |
| CR500R 89                         | A25-1075  | -         |
| CR500R 90 - 94                    | A25-1075  | A25-1202  |
| CR500R 95 - 01                    | A25-1081  | A25-1202  |
| NX500 (EURO) 93 - 99              | A25-1069  | A25-1230  |
| XL500R 82                         | -         | A25-1231  |
| XL500S 79 - 81                    | A25-1038  | A25-1214  |
| XR500 79 - 80                     | A25-1038  | A25-1214  |
| XR500R 81 - 82                    | -         | A25-1214  |
| XR500R 83 - 84                    | A25-1069  | A25-1214  |
| XR600R 83 - 87                    | A25-1069  | A25-1231  |
| XR600R 85 - 92                    | A25-1069  | A25-1217  |
| XR600R 93 - 00                    | A25-1076  | A25-1217  |
| FMX650 (EURO) 05 - 06             | -         | A25-1230  |
| FX650 (EURO) 99 - 00              | A25-1069  | A25-1230  |
| XR650L 93 - 22                    | A25-1076  | A25-1214  |
| XR650R 00 - 07                    | A25-1076  | A25-1113  |
| <b>HUSABERG</b>                   |           |           |
| FE250 13 - 14                     | A25-1402  | A25-1273  |
| TE250 11 - 14                     | A25-1402  | A25-1273  |
| TE300 11 - 14                     | A25-1402  | A25-1273  |
| FE350 13 - 14                     | A25-1402  | A25-1273  |
| 390FE 10 - 11                     | A25-1402  | A25-1273  |
| 450FC 04 - 05                     | A25-1402  | A25-1273  |
| 450FE 04 - 11                     | A25-1402  | A25-1273  |
| 450FS 04                          | A25-1402  | -         |
| 450FS-C 05 - 06                   | A25-1402  | A25-1273  |
| 450FS-E 04 - 05                   | A25-1402  | -         |
| 450FS-E 06 - 08                   | A25-1402  | -         |
| 450FX 10 - 11                     | A25-1402  | A25-1273  |
| FE501 13 - 14                     | A25-1402  | A25-1273  |
| 550FC 04 - 05                     | A25-1402  | -         |
| 550FE 04 - 06                     | A25-1402  | -         |
| 550FE 07 - 08                     | A25-1402  | A25-1273  |
| 550FS-C 07                        | A25-1402  | -         |
| 550FS-E 07                        | A25-1402  | -         |
| 570FE 09 - 11                     | A25-1402  | A25-1273  |
| 570FS 10 - 11                     | A25-1402  | A25-1273  |
| 650FC 04 - 05                     | A25-1402  | A25-1273  |
| 650FE 04 - 08                     | A25-1402  | A25-1273  |
| 650FS 04                          | A25-1402  | -         |
| 650FS 08                          | A25-1402  | A25-1273  |
| 650FS-C 05 - 06                   | A25-1402  | A25-1273  |
| 650FS-E 04 - 05                   | A25-1402  | -         |
| 650FS-E 06 - 07                   | A25-1402  | -         |
| 650FS-E 08                        | A25-1402  | A25-1273  |
| <b>HUSQVARNA</b>                  |           |           |
| TC50 18 - 22                      | A25-1135  | 0215-1022 |
| EE 5 20-21                        | A25-1135  | 0215-1022 |
| CR65 12                           | A25-1135  | -         |
| TC65 18 - 23                      | A25-1135  | A25-1345  |
| TC85 14-23                        | A25-1406  | A25-1273  |
| TC85 BW19-20                      | A25-1406  | A25-1273  |
| CR125 96 - 98                     | 0215-0191 | -         |
| CR125 98                          | 0215-0191 | 0215-0734 |
| CR125 00                          | -         | 0215-0184 |
| CR125 01 - 13                     | 0215-0183 | 0215-0184 |
| SM125 98                          | 0215-0191 | -         |

| WHEEL BEARING & SEAL KITS (CON'T) |           |           |
|-----------------------------------|-----------|-----------|
| MAKE/MODEL/YEAR                   | FRONT     | REAR      |
| <b>HUSQVARNA (CON'T)</b>          |           |           |
| TC125 14-22                       | A25-1402  | A25-1273  |
| TE125 15-16                       | A25-1402  | A25-1273  |
| TE125I 20                         | A25-1402  | A25-1273  |
| WR125 96 - 98                     | 0215-0191 | -         |
| WR125 99                          | 0215-0191 | 0215-0734 |
| WR125 00                          | -         | 0215-0184 |
| WR125 01                          | -         | 0215-0184 |
| WR125 02 - 13                     | 0215-0183 | 0215-0184 |
| TE150 17-19                       | A25-1402  | A25-1273  |
| TE150 I 20-23                     | A25-1402  | A25-1273  |
| CR250 96 - 98                     | 0215-0191 | -         |
| CR250 99                          | 0215-0191 | 0215-0734 |
| CR250 00                          | -         | 0215-0184 |
| CR250 01 - 04                     | 0215-0183 | 0215-0184 |
| FC250 14-22                       | A25-1402  | A25-1273  |
| FE250 14-20                       | A25-1402  | A25-1273  |
| TC250 03 - 11                     | 0215-0183 | 0215-0184 |
| TC250 12 - 13                     | 0215-0997 | 0215-0184 |
| TC250 14-20                       | A25-1402  | A25-1273  |
| TE250 03 - 11                     | 0215-0183 | 0215-0184 |
| TE250 12 - 13                     | 0215-0997 | 0215-0184 |
| TE250 14-18                       | A25-1402  | A25-1273  |
| TE250 I 18 - 23                   | A25-1402  | A25-1273  |
| TXC250 08 - 11                    | 0215-0183 | 0215-0184 |
| TXC250 12 - 13                    | 0215-0997 | 0215-0184 |
| WR250 96 - 98                     | 0215-0191 | -         |
| WR250 99                          | 0215-0191 | 0215-0734 |
| WR250 00                          | -         | 0215-0184 |
| WR250 01                          | -         | 0215-0184 |
| WR250 02                          | -         | 0215-0184 |
| WR250 03 - 13                     | 0215-0183 | 0215-0184 |
| WXC-WXE 250 95                    | 0215-0191 | -         |
| TE300 14-18                       | A25-1402  | A25-1273  |
| TE300 I 19-23                     | A25-1002  | A25-1273  |
| TX300 17-19                       | A25-1402  | A25-1273  |
| TX300I 20-22                      | A25-1402  | A25-1273  |
| WR300 08 - 13                     | 0215-0183 | 0215-0184 |
| TE310 09 - 11                     | 0215-0183 | 0215-0184 |
| TE310 12 - 13                     | 0215-0997 | 0215-0184 |
| TXC310 12 - 13                    | 0215-0997 | 0215-0184 |
| FC350 14 - 22                     | A25-1402  | A25-1273  |
| FE350 14 - 23                     | A25-1402  | A25-1273  |
| FE350S 15 - 23                    | A25-1402  | A25-1273  |
| FX350 17-22                       | A25-1402  | A25-1273  |
| TE350 95                          | 0215-0191 | -         |
| WR360 96 - 98                     | 0215-0191 | -         |
| WR360 99                          | 0215-0191 | 0215-0734 |
| WR360 00                          | -         | 0215-0184 |
| WR360 01                          | -         | 0215-0184 |
| WR360 02                          | -         | 0215-0184 |
| WXC-WXE 360 95                    | 0215-0191 | -         |
| SM400R 04                         | 0215-0191 | 0215-0184 |
| TE400 01                          | -         | 0215-0184 |
| TE410 96 - 98                     | 0215-0191 | -         |
| TE410 99                          | 0215-0191 | 0215-0734 |
| TE410 00 - 01                     | -         | 0215-0184 |
| FC450 14-22                       | A25-1402  | A25-1273  |
| FC450 ROCKSTAR EDITION 18-23      | A25-1402  | A25-1273  |
| FE450 14-21                       | A25-1402  | A25-1273  |
| FS450 18-21                       | A25-1402  | A25-1273  |
| FX450 17-22                       | A25-1402  | A25-1273  |
| SM450 10                          | 0215-0183 | 0215-0184 |
| SM450R 03 - 04                    | -         | 0215-0184 |
| SM450R 05 - 09                    | 0215-0183 | 0215-0184 |
| TC450 03 - 10                     | 0215-0183 | 0215-0184 |
| TE TC TXC 449 11 - 13             | 0215-0997 | 0215-0184 |
| TE450 03 - 10                     | 0215-0183 | 0215-0184 |
| FR 450 RALLY 20-21                | 0215-1136 | -         |
| TXC450 08 - 10                    | 0215-0183 | 0215-0184 |
| FE501 14-22                       | A25-1402  | A25-1273  |
| FE 501S 15-23                     | A25-1402  | A25-1273  |
| SM510 10                          | 0215-0183 | 0215-0184 |
| SM510R 05 - 09                    | 0215-0183 | 0215-0184 |
| TC510 05 - 09                     | 0215-0183 | 0215-0184 |

CONTINUED ON NEXT PAGE

APPAREL

HELMETS & GOGGLES

RIDER ARMOR

OUTERWEAR

YOUTH

LUGGAGE & PACKS

BIKE BODY

BIKE CONTROLS

BIKE SUSPENSION

BIKE BRAKING

BIKE DRIVE

BIKE BEARINGS

BIKE ENGINE

BIKE ELECTRICAL

BIKE EXHAUST

BIKE WHEELS

BICYCLE

GARAGE & PROMO

SIZING CHART

| WHEEL BEARING & SEAL KITS (CON'T) |           |           |
|-----------------------------------|-----------|-----------|
| MAKE/MODEL/YEAR                   | FRONT     | REAR      |
| <b>HUSQVARNA (CON'T)</b>          |           |           |
| TE510 04 - 10                     | 0215-0183 | 0215-0184 |
| TXC510 08 - 10                    | 0215-0183 | 0215-0184 |
| TE TXC 511 12 - 13                | 0215-0997 | 0215-0184 |
| SM530R 09                         | 0215-0183 | 0215-0184 |
| SMR570 01                         | -         | 0215-0184 |
| SMR570 02 - 03                    | 0215-0191 | 0215-0184 |
| TC570 01 - 02                     | 0215-0183 | 0215-0184 |
| TE570 01 - 02                     | -         | 0215-0184 |
| TE570 03                          | 0215-0191 | 0215-0184 |
| TE570 04                          | -         | 0215-0184 |
| SM610 01                          | -         | 0215-0184 |
| SM610 06 - 08                     | 0215-0183 | 0215-0184 |
| SM-E610 98                        | 0215-0191 | -         |
| SM-E610 99                        | 0215-0191 | -         |
| SMR610 00 - 01                    | -         | 0215-0184 |
| TC610 96 - 98                     | 0215-0191 | -         |
| TC610 99                          | 0215-0191 | -         |
| TC610 00                          | -         | 0215-0184 |
| TC610 01                          | 0215-0183 | 0215-0184 |
| TE610 96 - 98                     | 0215-0191 | -         |
| TE610 99                          | 0215-0191 | -         |
| TE610 00                          | -         | 0215-0184 |
| TE610 01                          | -         | 0215-0184 |
| TE610 02 - 03                     | 0215-0191 | -         |
| TE610 05                          | 0215-0183 | -         |
| TE610 06 - 08                     | 0215-0183 | 0215-0184 |
| TE-E610 99                        | 0215-0191 | -         |
| TE-E610 01                        | 0215-0191 | -         |
| WXC-WXE 610 94 - 95               | 0215-0191 | -         |
| WXE-WMX 610 91                    | -         | 0215-0184 |
| SMS630 10 - 11                    | 0215-0183 | 0215-0184 |
| TE630 10 - 11                     | 0215-0183 | 0215-0184 |
| 701 ENDURO 16-20                  | A25-1402  | 0215-0193 |
| 701 SUPERMOTO 16-20               | A25-1402  | 0215-0193 |
| <b>KAWASAKI</b>                   |           |           |
| KDX50 03 - 06                     | A25-1040  | A25-1040  |
| KX60 83 - 03                      | A25-1165  | A25-1181  |
| KX65 00 - 23                      | A25-1181  | A25-1181  |
| KV75 71 - 80                      | A25-1167  | A25-1167  |
| KD80 75 - 87                      | -         | A25-1292  |
| KD80 88 - 90                      | A25-1167  | A25-1167  |
| KDX80 80 - 83                     | A25-1165  | -         |
| KDX80 84 - 88                     | A25-1165  | A25-1181  |
| KX80 79 - 82                      | A25-1165  | -         |
| KX80 83                           | A25-1165  | A25-1181  |
| KX80 84 - 85                      | 0215-0069 | A25-1181  |
| KX80 86 - 87                      | A25-1177  | -         |
| KX80 88 - 97                      | A25-1177  | A25-1171  |
| KX80 98 - 00                      | A25-1181  | A25-1033  |
| KX80 BIG WHEEL 92-94              | A25-1177  | A25-1171  |
| KX85 01 - 22                      | A25-1181  | A25-1033  |
| KX85 BIG WHEEL 01-18              | A25-1181  | A25-1033  |
| KD100 76 - 79                     | -         | A25-1292  |
| KM100 76 - 81                     | -         | A25-1292  |
| KX100 95 - 97                     | A25-1177  | A25-1171  |
| KX100 98 - 20                     | A25-1181  | A25-1033  |
| KLX110 02 - 23                    | A25-1165  | A25-1400  |
| KLX110L 10 - 23                   | A25-1165  | A25-1400  |
| KX112 22-23                       | A25-1181  | A25-1033  |
| KLX125 03 - 06                    | 0215-0069 | 0215-0186 |
| KLX125L 03 - 06                   | 0215-0070 | 0215-0186 |
| KX125 78 - 79                     | A25-1177  | A25-1345  |
| KX125 80 - 81                     | A25-1177  | A25-1055  |
| KX125 82                          | A25-1194  | A25-1345  |
| KX125 83 - 84                     | A25-1194  | -         |
| KX125 85                          | A25-1093  | -         |
| KX125 86 - 92                     | A25-1093  | A25-1223  |
| KX125 93 - 96                     | A25-1079  | A25-1223  |
| KX125 97 - 02                     | A25-1079  | A25-1224  |
| KX125 03 - 05                     | A25-1079  | A25-1406  |
| KLX140/L 08 -21                   | A25-1181  | A25-1033  |
| KLX1406 17-21                     | A25-1181  | A25-1033  |
| KLX150L 14-19                     | 0215-1137 | 0215-0102 |
| KDX175 80 - 82                    | -         | A25-1055  |
| KDX200 83 - 85                    | A25-1143  | -         |
| KDX200 86 - 88                    | 0215-0102 | -         |

| WHEEL BEARING & SEAL KITS (CON'T)    |           |           |
|--------------------------------------|-----------|-----------|
| MAKE/MODEL/YEAR                      | FRONT     | REAR      |
| <b>KAWASAKI (CON'T)</b>              |           |           |
| KDX200 89 - 92                       | 0215-0102 | A25-1223  |
| KDX200 93-06                         | -         | A25-1223  |
| KDX220 97 - 05                       | -         | A25-1223  |
| KLX230 20-22                         | 0215-0102 | 0215-0102 |
| KLX230R 20-23                        | 0215-0102 | 0215-0102 |
| KLR230S 22                           | 0215-0102 | 0215-0102 |
| KLR230S ABS 22                       | 0215-0102 | 0215-0102 |
| KDX250 83 - 84                       | A25-1143  | A25-1345  |
| KDX250 91                            | 0215-0102 | A25-1223  |
| KDX250 92-94                         | -         | A25-1223  |
| KLR250 85 - 05                       | 0215-0103 | A25-1055  |
| KLX250 79 - 80                       | A25-1177  | -         |
| KLX250 94 - 96                       | -         | A25-1223  |
| KLX250S 09 - 20                      | -         | A25-1223  |
| KLX250SF 09 - 10                     | -         | A25-1223  |
| KX250 74 - 75                        | -         | A25-1197  |
| KX250 82 - 83                        | -         | A25-1345  |
| KX250 84                             | A25-1194  | A25-1345  |
| KX250 85                             | A25-1093  | -         |
| KX250 86 - 92                        | A25-1093  | A25-1223  |
| KX250 93 - 96                        | A25-1079  | A25-1223  |
| KX250 97 - 02                        | A25-1079  | A25-1224  |
| KX250 03 - 07                        | A25-1079  | A25-1406  |
| KX250F 04 - 20                       | A25-1079  | A25-1406  |
| KX250 F 21-23                        | 0215-0116 | A25-1406  |
| KX250X 21-23                         | 0215-0116 | A25-1406  |
| KLX300(R) 97 - 07                    | -         | A25-1223  |
| KLX300 22-23                         | 0215-0102 | A25-1223  |
| KLX400R 03                           | A25-1079  | A25-1117  |
| KLX400R NON CA MODELS PUMPER CARB 04 | A25-1079  | A25-1117  |
| KLX450SR 03-04                       | A25-1079  | A25-1117  |
| KLX450R 08 - 09                      | A25-1079  | A25-1406  |
| KX450F 06 - 18                       | A25-1079  | A25-1406  |
| KX450 F 19-22                        | 0215-0116 | A25-1406  |
| KX450 SR 22-23                       | 0215-0116 | A25-1406  |
| KX450X 21-23                         | 0215-0116 | A25-1406  |
| KX500 83 - 84                        | A25-1194  | A25-1345  |
| KX500 85                             | A25-1093  | -         |
| KX500 86 - 93                        | A25-1093  | A25-1223  |
| KX500 94 - 04                        | A25-1079  | A25-1224  |
| KL600 84 - 86                        | -         | A25-1055  |
| KL650 A (KLR) 87 - 07                | 0215-0103 | A25-1056  |
| KL650 B (KLR) 90 - 91                | -         | A25-1056  |
| KL650 E (KLR) 08 - 18                | 0215-0103 | A25-1056  |
| KLX650D1 96                          | -         | A25-1223  |
| KLX650R 93 - 96                      | -         | A25-1223  |
| <b>KTM</b>                           |           |           |
| 50 SX 06 - 11                        | A25-1143  | A25-1143  |
| 50 SX 12 - 20                        | A25-1135  | A25-1143  |
| SX 50 15-23                          | A25-1135  | 0215-1022 |
| SX50 MINI 15-23                      | A25-1135  | 0215-1022 |
| SX-E 5 20-22                         | A25-1135  | 0215-1022 |
| 50 SXS 11 - 12                       | A25-1143  | A25-1143  |
| 50 SXS 13 - 14                       | A25-1135  | A25-1143  |
| JR ADV 50 01 - 03                    | A25-1009  | A25-1009  |
| MINI ADV 50 97 - 07                  | A25-1009  | A25-1009  |
| SM 50 06                             | A25-1143  | A25-1143  |
| SR ADV 50 02 - 03                    | A25-1009  | A25-1009  |
| SR ADV 50 04 - 07                    | A25-1143  | A25-1009  |
| SX 50 MINI 08                        | A25-1143  | A25-1009  |
| SX 50 MINI 09 - 11                   | A25-1143  | A25-1143  |
| SX 50 MINI 12 - 14                   | A25-1135  | A25-1143  |
| SX PRO JR 50 98 - 01                 | A25-1009  | A25-1009  |
| SX PRO JR 50 02 - 08                 | A25-1143  | A25-1009  |
| SX PRO JR 50 09                      | A25-1143  | A25-1143  |
| SX PRO SR 50 98 - 99                 | A25-1009  | A25-1009  |
| SX PRO SR 50 02 - 03                 | A25-1143  | A25-1009  |
| SX PRO SR 50 04 - 05                 | A25-1143  | A25-1143  |
| SX SR 50 00                          | A25-1009  | A25-1009  |
| SXR PRO JR 50 97                     | A25-1009  | A25-1009  |
| SXR PRO SR 50 97                     | A25-1009  | A25-1009  |
| SX 60 98 - 00                        | A25-1135  | -         |
| SX 65 00-23                          | A25-1135  | 0215-1345 |
| SXS 65 13 - 14                       | A25-1135  | A25-1345  |

| WHEEL BEARING & SEAL KITS (CON'T)  |          |          |
|------------------------------------|----------|----------|
| MAKE/MODEL/YEAR                    | FRONT    | REAR     |
| <b>KTM (CON'T)</b>                 |          |          |
| XC 65 08 - 09                      | A25-1135 | A25-1345 |
| SX 85 03 - 11                      | A25-1063 | A25-1273 |
| SX 85 12 - 23                      | A25-1406 | A25-1273 |
| SX 85 BW 13-23                     | A25-1406 | A25-1273 |
| SXS 85 13 - 14                     | A25-1406 | A25-1273 |
| XC 85 08 - 09                      | A25-1063 | A25-1273 |
| SX 105 06 - 11                     | A25-1063 | A25-1273 |
| XC 105 08 - 09                     | A25-1063 | A25-1273 |
| EGS 125 93 - 99                    | A25-1061 | A25-1273 |
| EXC 125 93 - 99                    | A25-1061 | A25-1273 |
| EXC 125 00 - 02                    | A25-1080 | A25-1273 |
| EXC 125 03 - 09                    | A25-1402 | A25-1273 |
| EXE 125 00 - 01                    | A25-1080 | A25-1273 |
| SX 125 93 - 99                     | A25-1063 | A25-1273 |
| SX 125 00 - 02                     | A25-1081 | A25-1273 |
| SX 125 03 - 22                     | A25-1402 | A25-1273 |
| XC 125 21-22                       | A25-1402 | A25-1273 |
| SXS 125 04                         | A25-1402 | A25-1273 |
| SX 144 07 - 08                     | A25-1402 | A25-1273 |
| SX 150 09 - 22                     | A25-1402 | A25-1273 |
| XC 150 10 - 14                     | A25-1402 | A25-1273 |
| XC-W 150 17-23                     | A25-1402 | A25-1273 |
| XC-W 150 TPI 20-22                 | A25-1402 | A25-1273 |
| EGS 200 98 - 99                    | A25-1061 | A25-1273 |
| EXC 200 98 - 99                    | A25-1061 | A25-1273 |
| EXC 200 00 - 02                    | A25-1080 | A25-1273 |
| EXC 200 03 - 05                    | A25-1402 | A25-1273 |
| MXC 200 98 - 99                    | A25-1061 | A25-1273 |
| MXC 200 00 - 02                    | A25-1080 | A25-1273 |
| MXC 200 03                         | A25-1402 | A25-1273 |
| SX 200 00 - 02                     | A25-1081 | A25-1273 |
| SX 200 03 - 04                     | A25-1402 | A25-1273 |
| XC 200 06 - 09                     | A25-1402 | A25-1273 |
| XC-W 200 06 - 16                   | A25-1402 | A25-1273 |
| EGS 250 94 - 99                    | A25-1061 | A25-1273 |
| EXC 250 94 - 99                    | A25-1061 | A25-1273 |
| EXC 250 00 - 02                    | A25-1080 | A25-1273 |
| EXC 250 03 - 05                    | A25-1402 | A25-1273 |
| EXC-F 250 17-19                    | A25-1402 | A25-1273 |
| EXC-G 250 RACING 02                | A25-1080 | A25-1273 |
| EXC-G 250 RACING 03 - 05           | A25-1402 | A25-1273 |
| FREERIDE 250 R 15-17               | A25-1406 | A25-1273 |
| FREERIDE 250F 19                   | A25-1406 | A25-1273 |
| MXC 250 98 - 99                    | A25-1061 | A25-1273 |
| MXC 250 00 - 01                    | A25-1080 | A25-1273 |
| SX 250 94 - 99                     | A25-1063 | A25-1273 |
| SX 250 00 - 02                     | A25-1081 | A25-1273 |
| SX 250 03 - 22                     | A25-1402 | A25-1273 |
| SX-F 250 05 - 22                   | A25-1402 | A25-1273 |
| <b>250 SX-F FACTORY EDITION 15</b> |          |          |
| SXS 250 01                         | A25-1081 | A25-1273 |
| SXS 250 03 - 04                    | A25-1402 | A25-1273 |
| XC 250 06 - 18                     | A25-1402 | A25-1273 |
| XC250 TPI 20-22                    | A25-1402 | A25-1273 |
| XC-F 250 07 - 22                   | A25-1402 | A25-1273 |
| XC-FW 250 06 - 16                  | A25-1402 | A25-1273 |
| XC-W 250 06 - 18                   | A25-1402 | A25-1273 |
| XC-W 250 TPI 18-22                 | A25-1402 | A25-1273 |
| EGS 300 94 - 99                    | A25-1061 | A25-1273 |
| EXC 300 94 - 99                    | A25-1061 | A25-1273 |
| EXC 300 00 - 02                    | A25-1080 | A25-1273 |
| EXC 300 03 - 05                    | A25-1402 | A25-1273 |
| MXC 300 94-99                      | A25-1061 | A25-1273 |
| MXC 300 00 - 02                    | A25-1080 | A25-1273 |
| MXC 300 03 - 05                    | A25-1402 | A25-1273 |
| SX 300 94                          | A25-1063 | A25-1273 |
| XC 300 06 - 18                     | A25-1402 | A25-1273 |
| XC-W 300 06 - 19                   | A25-1402 | A25-1273 |
| XC-W 300 SIX DAYS 15-18            | A25-1402 | A25-1273 |
| XC-300 TPI 20-22                   | A25-1402 | A25-1273 |
| XC-300 TPI ERZBERGODEO 20          | A25-1402 | A25-1273 |
| XC-300 TPI SIX DAYS 20             | A25-1402 | A25-1273 |



| WHEEL BEARING & SEAL KITS (CON'T)     |          |          |  |
|---------------------------------------|----------|----------|--|
| MAKE/MODEL/YEAR                       | FRONT    | REAR     |  |
| <b>KTM (CON'T)</b>                    |          |          |  |
| XC-W 300 TPI 19-22                    | A25-1402 | A25-1273 |  |
| XC-F 350 12 - 23                      | A25-1402 | A25-1273 |  |
| <b>FREERIDE 350 (EURO) 15</b>         |          |          |  |
| LC4 350 94 - 95                       | A25-1061 | A25-1283 |  |
| SX-F 350 11 - 22                      | A25-1402 | A25-1273 |  |
| XC-F 350 11 - 22                      | A25-1402 | A25-1273 |  |
| XC-FW 350 12 - 22                     | A25-1402 | A25-1273 |  |
| <b>XC-FW 350 SIX DAYS 15-16</b>       |          |          |  |
| EGS 360 96 - 97                       | A25-1061 | A25-1273 |  |
| XC 360 96 - 97                        | A25-1061 | A25-1273 |  |
| MXC 360 96 - 97                       | A25-1061 | A25-1273 |  |
| SX 360 96 - 97                        | A25-1063 | A25-1273 |  |
| EGS 380 98 - 99                       | A25-1061 | A25-1273 |  |
| XC 380 98 - 99                        | A25-1061 | A25-1273 |  |
| XC 380 00 - 02                        | A25-1080 | A25-1273 |  |
| MXC 380 98                            | A25-1061 | A25-1273 |  |
| MXC 380 99                            | A25-1069 | A25-1273 |  |
| MXC 380 00 - 01                       | A25-1080 | A25-1273 |  |
| SX 380 98 - 99                        | A25-1063 | A25-1273 |  |
| SX 380 00 - 02                        | A25-1081 | A25-1273 |  |
| <b>ADVENTURE 390 20-21</b>            |          |          |  |
| COMP. 400 95 - 99                     | A25-1061 | -        |  |
| DUKE 400 94 - 95                      | A25-1061 | -        |  |
| EGS 400 94                            | A25-1061 | -        |  |
| EGS 400 96 - 97                       | A25-1061 | -        |  |
| EGS-E 400 97                          | A25-1061 | -        |  |
| XC 400 94                             | A25-1061 | -        |  |
| XC 400 96                             | A25-1061 | -        |  |
| XC 400 00 - 02                        | A25-1080 | A25-1273 |  |
| XC-G 400 04 - 06                      | A25-1402 | A25-1273 |  |
| LC4 400 98 - 99                       | A25-1061 | -        |  |
| LC4-E 400 00                          | A25-1061 | -        |  |
| LC4-E 400 01                          | A25-1080 | -        |  |
| LSE 400 97                            | A25-1061 | -        |  |
| MXC 400 01 - 02                       | A25-1080 | A25-1273 |  |
| RXC 400 95 - 98                       | A25-1061 | -        |  |
| SC 400 00                             | A25-1080 | A25-1273 |  |
| SX 400 98 - 99                        | A25-1063 | A25-1273 |  |
| SX 400 00 - 02                        | A25-1081 | A25-1273 |  |
| SXC 400 97                            | A25-1061 | A25-1273 |  |
| TXC 400 98                            | A25-1063 | A25-1273 |  |
| XC-W 400 07                           | A25-1402 | A25-1273 |  |
| XC-W 400 09 - 10                      | A25-1402 | A25-1273 |  |
| XC 440 94 - 95                        | A25-1061 | A25-1273 |  |
| MXC 440 94                            | A25-1063 | A25-1273 |  |
| SX 440 94                             | A25-1063 | A25-1273 |  |
| XC 450 03 - 13                        | A25-1402 | A25-1273 |  |
| <b>XC-F 450 SIX DAYS 17-23</b>        |          |          |  |
| XC-G 450 03 - 07                      | A25-1402 | A25-1273 |  |
| XC-R 450 08                           | A25-1402 | A25-1273 |  |
| MXC-G 450 03 - 05                     | A25-1402 | A25-1273 |  |
| SMR 450 05 - 07                       | A25-1402 | A25-1273 |  |
| SMS 450 03 - 04                       | A25-1402 | A25-1273 |  |
| SX 450 03 - 06                        | A25-1402 | A25-1273 |  |
| SX-F 450 07 - 22                      | A25-1402 | A25-1273 |  |
| <b>450 SX-F FACTORY EDITION 15-21</b> |          |          |  |
| 450 SX F 450 FACTORY ADDITION 22      | A25-1402 | A25-1404 |  |
| SXS 450 03 - 04                       | A25-1402 | A25-1273 |  |
| XC 450 04 - 07                        | A25-1402 | A25-1273 |  |
| XC-W 450 SIX DAYS 10                  | A25-1402 | A25-1273 |  |
| XC-F 450 08 - 22                      | A25-1402 | A25-1273 |  |
| XCR-W 450 08                          | A25-1402 | A25-1273 |  |
| XC-W 450 07 - 16                      | A25-1402 | A25-1273 |  |
| XC 500 12 - 16                        | A25-1402 | A25-1273 |  |
| XC 500 SIX DAYS 16                    | A25-1402 | A25-1273 |  |
| XC-F 500 17-23                        | A25-1402 | A25-1273 |  |
| <b>XC-F 500 SIX DAYS 20-23</b>        |          |          |  |
| XC-FW 500 20-22                       | A25-1402 | A25-1273 |  |
| LC4 500 91                            | A25-1063 | -        |  |
| LC4 500 92                            | A25-1061 | -        |  |
| XC-W 500 12 - 16                      | A25-1402 | A25-1273 |  |

| WHEEL BEARING & SEAL KITS (CON'T)      |           |           |  |
|--|-----------|-----------|--|
| MAKE/MODEL/YEAR                        | FRONT     | REAR      |  |
| <b>KTM (CON'T)</b>                     |           |           |  |
| SX-F 505 08                            | A25-1402  | A25-1273  |  |
| XC-F 505 08 - 09                       | A25-1402  | A25-1273  |  |
| XC 520 00 - 02                         | A25-1080  | A25-1273  |  |
| MXC 520 01 - 02                        | A25-1080  | A25-1273  |  |
| SX 520 00                              | A25-1080  | A25-1273  |  |
| SX 520 01 - 02                         | A25-1081  | A25-1273  |  |
| XC 525 03 - 07                         | A25-1402  | A25-1273  |  |
| MXC-G 525 03 - 05                      | A25-1402  | A25-1273  |  |
| SMR 525 05                             | A25-1402  | A25-1273  |  |
| SX 525 03 - 06                         | A25-1402  | A25-1273  |  |
| XC 525 06 - 07                         | A25-1402  | A25-1273  |  |
| XC-W 525 07                            | A25-1402  | A25-1273  |  |
| XC 530 09 - 11                         | A25-1402  | A25-1273  |  |
| EXC-R 530 08                           | A25-1402  | A25-1273  |  |
| XCR-W 530 08                           | A25-1402  | A25-1273  |  |
| XC-W 530 09 - 11                       | A25-1402  | A25-1273  |  |
| MXC 550 94 - 96                        | A25-1063  | -         |  |
| SMR 560 06 - 07                        | A25-1402  | A25-1273  |  |
| LC4 600 91                             | A25-1063  | -         |  |
| LC4 600 92                             | A25-1061  | -         |  |
| COMP LIMITED 620 97                    | A25-1061  | -         |  |
| COMP. 620 94 - 99                      | A25-1061  | -         |  |
| EGS 620 94                             | A25-1061  | A25-1273  |  |
| EGS 620 95 - 97                        | A25-1061  | -         |  |
| EGS-E 620 97                           | A25-1061  | -         |  |
| XC 620 94                              | A25-1063  | A25-1273  |  |
| XC 620 95                              | A25-1061  | A25-1283  |  |
| LC4 620 97 - 98                        | A25-1061  | -         |  |
| LC4 COMP 620 99                        | A25-1061  | -         |  |
| <b>LC4 SUPER MOTO 620 99</b>           |           |           |  |
| RXC 620 95 - 97                        | A25-1061  | -         |  |
| SUPER MOTO 620 98                      | A25-1061  | A25-1273  |  |
| SX 620 97 - 99                         | A25-1063  | A25-1273  |  |
| SXC 620 97                             | A25-1061  | A25-1273  |  |
| TXC 620 98                             | A25-1063  | A25-1273  |  |
| SMC 625 04-06                          | A25-1402  | -         |  |
| SXC 625 03 - 05                        | A25-1081  | A25-1273  |  |
| ADVENTURE 640 98 - 00                  | A25-1063  | -         |  |
| ADVENTURE 640 03 - 05                  | A25-1080  | -         |  |
| ADVENTURE 640 06 - 07                  | A25-1402  | -         |  |
| LC4 640 05                             | A25-1402  | -         |  |
| SUPER MOTO 640 99                      | A25-1061  | -         |  |
| <b>660 RALLY FACTORY REPL. 06 - 07</b> |           |           |  |
| 690 RALLY FACTORY REPLICA 08 - 09      | A25-1402  | 0215-0193 |  |
| ENDURO R 690 09 - 15                   | A25-1402  | 0215-0193 |  |
| ENDURO 690R 17-20                      | A25-1402  | 0215-0193 |  |
| SMC 690 09 - 10                        | A25-1402  | 0215-0193 |  |
| SMC-R 690 19-21                        | A25-1402  | 0215-0193 |  |
| ADVENTURE 790 19-20                    | A25-1402  | 0215-0193 |  |
| ADVENTURE R 790 20                     | A25-1402  | 0215-0193 |  |
| ADVENTURE 890 21-22                    | A25-1402  | 0215-0193 |  |
| ADVENTURE R 890 21-22                  | A25-1402  | 0215-0193 |  |
| ADVENTURE R RALLY 890 21               | A25-1402  | 0215-0193 |  |
| SUPERMOTO 690 07                       | A25-1402  | 0215-0193 |  |
| ADVENTURE 950 03 - 05                  | A25-1402  | -         |  |
| ADVENTURE 950 06                       | A25-1402  | 0215-0193 |  |
| SUPER ENDURO 950 07                    | A25-1402  | 0215-0193 |  |
| ADVENTURE 990 07 - 12                  | A25-1402  | 0215-0193 |  |
| <b>SUPERMOTO 990 10 - 11</b>           |           |           |  |
| ADVENTURE R 1090 17-18                 | 25-1402   | 0215-0193 |  |
| ADVENTURE 1190 14-16                   | A25-1402  | 0215-0193 |  |
| <b>1290 SUPER</b>                      |           |           |  |
| ADVENTURE 15 - 16                      | A25-1402  | 0215-0193 |  |
| <b>SUPER ADVENTURE R 1290 17-20</b>    |           |           |  |
| SUPER ADVENTURE S 1290 18-20           | A25-1402  | 0215-0193 |  |
| <b>SUPER ADVENTURE T 1290 2017</b>     |           |           |  |
| RIEJU                                  | A25-1402  | 0215-0193 |  |
| MR RACING 250 21-22                    | 0215-0117 | 0215-0083 |  |

| WHEEL BEARING & SEAL KITS (CON'T)    |           |           |  |
|--------------------------------------|-----------|-----------|--|
| MAKE/MODEL/YEAR                      | FRONT     | REAR      |  |
| <b>KTM (CON'T)</b>                   |           |           |  |
| MR RACING 300 20-22                  | 0215-0117 | 0215-0083 |  |
| MR RACING 300 22                     | 0215-0117 | 0215-0083 |  |
| <b>SHERCO</b>                        |           |           |  |
| ENDURO 50 14-18                      | A25-1143  | -         |  |
| SE-R 125 18-21                       | A25-1070  | 0215-0752 |  |
| SE-R 125 SIX DAYS 18                 | A25-1070  | 0215-0752 |  |
| SM 125 FACTORY 21                    | A25-1070  | 0215-0752 |  |
| SE 125 FACTORY 21                    | A25-1070  | 0215-0752 |  |
| ST 125 FACTORY 21                    | A25-1070  | -         |  |
| ST 125 RACING 21                     | A25-1070  | -         |  |
| TY 125 CLASSIC 21                    | A25-1070  | -         |  |
| X-RIDE 1.25 14                       | A25-1143  | -         |  |
| ENDURO 2.5I 08 - 13                  | A25-1070  | 0215-0752 |  |
| SE 2.5I-F RACING 13                  | A25-1070  | 0215-0752 |  |
| ST 250 FACTORY 21                    | A25-1070  | -         |  |
| ST 250 RACING 21                     | A25-1070  | -         |  |
| SE 2.5I-FR 11                        | A25-1070  | 0215-0752 |  |
| SE 250I-R 12                         | A25-1070  | 0215-0752 |  |
| SE F-R 250 14-18                     | A25-1070  | 0215-0752 |  |
| SE F-R 250 FACTORY 16-18             | A25-1070  | 0215-0752 |  |
| SE F-R 250 SIX DAYS 18               | A25-1070  | 0215-0752 |  |
| SE-R 250 14-21                       | A25-1070  | 0215-0752 |  |
| <b>SE-R 250 FACTORY 16-21</b>        |           |           |  |
| SE-R 250 SIX DAYS 18                 | A25-1070  | 0215-0752 |  |
| SC F-R 250 19                        | A25-1070  | 0215-0752 |  |
| SC R 250 19                          | A25-1070  | 0215-0752 |  |
| SX 2.5I-F 10                         | A25-1070  | 0215-0752 |  |
| SE 3.0I-F 10-13                      | A25-1070  | 0215-0752 |  |
| SE 3.0I-F RACING 13                  | A25-1070  | 0215-0752 |  |
| SE 3.0I-FR 11                        | A25-1070  | 0215-0752 |  |
| SE 300I-R 12                         | A25-1070  | 0215-0752 |  |
| SE 300 FACTORY 21                    | A25-1070  | 0215-0752 |  |
| SE F-R 300 14-21                     | A25-1070  | 0215-0752 |  |
| <b>SE F-R 300 FACTORY 16-21</b>      |           |           |  |
| SE F-R 300 SIX DAYS 18               | A25-1070  | 0215-0752 |  |
| SE-R 300 14-18                       | A25-1070  | 0215-0752 |  |
| <b>SE-R 300 FACTORY 16-18</b>        |           |           |  |
| SE-R 300 SIX DAYS 18                 | A25-1070  | 0215-0752 |  |
| ST 300 FACTORY 21                    | A25-1070  | -         |  |
| ST 300 FACTORY REPLICA 21            | A25-1070  | -         |  |
| ST 300 RACING 21                     | A25-1070  | -         |  |
| ENDURO 4.5I 04-08                    | A25-1070  | 0215-0752 |  |
| <b>ENDURO 4.5I FACTORY RACING 07</b> |           |           |  |
| SE 4.5I-F 09                         | A25-1070  | 0215-0752 |  |
| SE 4.5I-FR 10-11                     | A25-1070  | 0215-0752 |  |
| SE 450I-R 12-13                      | A25-1070  | 0215-0752 |  |
| SE F-R 450 15-21                     | A25-1070  | 0215-0752 |  |
| <b>SE F-R 450 FACTORY 16-21</b>      |           |           |  |
| SE F-R 450 SIX DAYS 18               | A25-1070  | 0215-0752 |  |
| <b>SUPERMOTARD 4.5I 04-08</b>        |           |           |  |
| ENDURO 5.1I 07-08                    | A25-1070  | 0215-0752 |  |
| <b>ENDURO 5.1I FACTORY RACING 07</b> |           |           |  |
| SE 5.1I-F 09                         | A25-1070  | 0215-0752 |  |
| SEF 500 FACTORY 21                   | A25-1070  | 0215-0752 |  |
| SM 500 FACTORY 21                    | A25-1070  | 0215-0752 |  |
| SE 5.1I-FR 10-11                     | A25-1070  | 0215-0752 |  |
| SE 510I-R 12-13                      | A25-1070  | 0215-0752 |  |
| <b>SUPERMOTARD 5.1I 07-08</b>        |           |           |  |
| <b>SUZUKI</b>                        |           |           |  |
| JR50 78 - 06                         | A25-1040  | A25-1040  |  |
| RM50 78 - 80                         | 0215-0069 | -         |  |
| DRZ-50 19-22                         | 0215-1108 | 0215-0996 |  |
| RM60 79 - 83                         | 0215-0069 | -         |  |
| RM60 03                              | A25-1165  | A25-1181  |  |
| RM65 03 - 05                         | A25-1181  | A25-1181  |  |
| DR-Z 70 08 - 17                      | A25-1025  | -         |  |
| TM75 74 - 76                         | 0215-0069 | -         |  |
| CONTINUED ON NEXT PAGE               |           |           |  |

APPAREL  
HELMETS & GOGGLES  
RIDER ARMOR  
OUTERWEAR  
YOUTH  
LUGGAGE & PACKS  
BIKE BODY  
BIKE CONTROLS  
BIKE SUSPENSION  
BIKE BRAKING  
BIKE DRIVE  
BIKE BEARINGS  
BIKE ENGINE  
BIKE ELECTRICAL  
BIKE EXHAUST  
BIKE WHEELS  
BICYCLE  
GARAGE & PROMO  
SIZING CHART

| WHEEL BEARING & SEAL KITS (CON'T) |           |           |
|-----------------------------------|-----------|-----------|
| MAKE/MODEL/YEAR                   | FRONT     | REAR      |
| <b>SUZUKI (CON'T)</b>             |           |           |
| TS75 75 - 77                      | 0215-0069 | -         |
| DS80 78 - 00                      | 0215-0069 | -         |
| JR80 01 - 04                      | 0215-0069 | -         |
| RM80 77 - 81                      | 0215-0069 | -         |
| RM80 86 - 89                      | -         | A25-1160  |
| RM80 90 - 01                      | A25-1172  | A25-1168  |
| RM85 21-22                        | 0215-0998 | A25-1168  |
| RM85/L 02 - 16                    | A25-1172  | A25-1168  |
| RV90 72 - 77                      | A25-1167  | -         |
| DR100 83 - 90                     | A25-1167  | A25-1197  |
| DS100 78 - 81                     | A25-1167  | A25-1197  |
| RM100 76 - 78                     | A25-1167  | A25-1197  |
| RM100 79 - 81                     | A25-1167  | A25-1143  |
| RM100 03                          | A25-1181  | A25-1033  |
| SP100 83                          | A25-1167  | A25-1197  |
| TS100 73 - 75                     | A25-1167  | -         |
| TS100 78 - 81                     | A25-1167  | A25-1197  |
| DRZ110 03 - 06                    | A25-1165  | A25-1400  |
| DR125 82 - 88                     | A25-1167  | A25-1197  |
| DR125SE 94 - 02                   | 0215-0070 | A25-1197  |
| DR-Z125 03-21                     | 0215-0069 | 0215-0186 |
| DR-Z125 L 03-21                   | 0215-0070 | 0215-0186 |
| DS125 79 - 81                     | A25-1167  | A25-1197  |
| RM125 75 - 76                     | -         | A25-1197  |
| RM125 77 - 78                     | A25-1167  | A25-1197  |
| RM125 79 - 80                     | A25-1167  | A25-1143  |
| RM125 81 - 86                     | A25-1143  | A25-1143  |
| RM125 87                          | A25-1135  | -         |
| RM125 88 - 91                     | A25-1135  | A25-1263  |
| RM125 92 - 94                     | A25-1135  | A25-1233  |
| RM125 95                          | A25-1135  | A25-1243  |
| RM125 96 - 99                     | A25-1079  | A25-1243  |
| RM125 00                          | A25-1079  | A25-1255  |
| RM125 01 - 08                     | A25-1363  | A25-1255  |
| RV 125 (EURO) 03 - 10             | -         | A25-1197  |
| RV125 74 - 77                     | A25-1167  | -         |
| SP125 82 - 88                     | A25-1167  | A25-1197  |
| TC125 73                          | A25-1167  | A25-1197  |
| TC125 74 - 75                     | -         | A25-1197  |
| TM125 73 - 75                     | A25-1167  | A25-1197  |
| TS125 71                          | A25-1167  | A25-1197  |
| TS125 72 - 74                     | -         | A25-1197  |
| TS125 81                          | A25-1167  | A25-1197  |
| PE175 78 - 79                     | A25-1167  | A25-1197  |
| PE175 80                          | A25-1167  | -         |
| PE175 81 - 84                     | A25-1143  | -         |
| RS175 80 - 82                     | A25-1167  | A25-1143  |
| DS185 78 - 80                     | A25-1167  | A25-1197  |
| TC185 74 - 75                     | A25-1167  | A25-1197  |
| TC185 76 - 77                     | A25-1167  | A25-1143  |
| TS185 72 - 73                     | A25-1167  | A25-1143  |
| DR200 86 - 88                     | A25-1170  | A25-1197  |
| DR200 SE 96 - 17                  | A25-1170  | A25-1197  |
| DR200S 18-20                      | A25-1170  | A25-1197  |
| SP200 86 - 88                     | A25-1167  | A25-1197  |
| DR250 82 - 85                     | A25-1167  | A25-1231  |
| DR250 90 - 93                     | A25-1188  | A25-1066  |
| DR250S 90 - 95                    | A25-1188  | A25-1256  |
| DRZ250 01 - 07                    | A25-1051  | A25-1066  |
| DS250 80                          | A25-1167  | -         |
| PE250 77 - 79                     | A25-1167  | -         |
| PE250 80 - 81                     | A25-1167  | -         |
| RM250 78                          | A25-1167  | -         |
| RM250 79 - 80                     | A25-1167  | A25-1143  |
| RM250 81 - 83                     | A25-1143  | A25-1143  |
| RM250 84 - 86                     | A25-1143  | -         |
| RM250 87                          | A25-1135  | A25-1263  |
| RM250 88 - 91                     | A25-1135  | A25-1262  |
| RM250 92 - 95                     | A25-1135  | A25-1233  |
| RM250 96 - 99                     | A25-1079  | A25-1243  |
| RM250 00                          | A25-1079  | A25-1255  |
| RM250 01 - 08                     | A25-1363  | A25-1255  |
| RMX250 89 - 90                    | A25-1051  | A25-1262  |
| RMX250 91 - 99                    | A25-1052  | A25-1262  |
| RMZ250 04 - 06                    | A25-1079  | A25-1406  |
| RMZ250 07 - 22                    | 0215-0116 | A25-1250  |

| WHEEL BEARING & SEAL KITS (CON'T) |           |           |
|-----------------------------------|-----------|-----------|
| MAKE/MODEL/YEAR                   | FRONT     | REAR      |
| <b>SUZUKI (CON'T)</b>             |           |           |
| RS250 80 - 81                     | A25-1167  | -         |
| SP250 82 - 85                     | A25-1167  | A25-1231  |
| TS250 SAVAGE 75 - 76              | A25-1160  | -         |
| TS250 SAVAGE 77 - 81              | A25-1167  | -         |
| DR350 90 - 96                     | A25-1188  | A25-1066  |
| DR350 97 - 99                     | A25-1052  | A25-1066  |
| DR350SE 90 - 95                   | A25-1188  | A25-1256  |
| DR350SE 96 - 97                   | A25-1188  | A25-1066  |
| DR350SE 98 - 99                   | A25-1052  | A25-1066  |
| DR370 78 - 79                     | A25-1167  | -         |
| SP370 78 - 79                     | A25-1167  | -         |
| DR400 80                          | A25-1167  | -         |
| DRZ400E 00 - 03                   | 0215-1107 | A25-1117  |
| DRZ400K 00 - 03                   | 0215-1107 | A25-1117  |
| DRZ400S 00 - 22                   | 0215-1107 | A25-1117  |
| DRZ400SM 05 - 22                  | 0215-1107 | A25-1117  |
| DRZ400E CA MODEL                  |           |           |
| CV CARB 04-07                     | 0215-1107 | A25-1117  |
| DRZ400 NON CA PUMPER              | 0215-1107 | A25-1117  |
| PE400 80 - 81                     | A25-1167  | -         |
| RM400 78                          | A25-1167  | -         |
| RM400 79 - 80                     | A25-1167  | A25-1143  |
| TS400 APACHE 72 - 77              | A25-1160  | -         |
| RMX450 10 - 11                    | 0215-0116 | A25-1250  |
| RMX450Z 17                        | 0215-0116 | A25-1250  |
| RMZ450 05 - 20                    | 0215-0116 | A25-1250  |
| RM465 81 - 82                     | A25-1143  | -         |
| DR500 81 - 83                     | A25-1167  | -         |
| RM500 83                          | A25-1143  | -         |
| RM500 84                          | A25-1143  | -         |
| SP500 81 - 83                     | A25-1167  | -         |
| SP600 85                          | A25-1143  | -         |
| DR650RS (EURO)                    |           |           |
| 92 - 96                           | A25-1188  | -         |
| DR650SE 92 - 95                   | A25-1188  | -         |
| DR650SE 96 - 05                   | A25-1052  | A25-1256  |
| DR650SE 06 - 20                   | A25-1051  | A25-1256  |
| XF650 FREEWIND (EURO) 97 - 01     | A25-1051  | A25-1256  |
| DR800 (EURO) 81 - 97              | A25-1188  | -         |
| <b>TM</b>                         |           |           |
| MX 85 06-09                       | A25-1135  | -         |
| EN 125 96 - 04                    | A25-1135  | -         |
| MX 125 96 - 04                    | A25-1135  | -         |
| EN 250 96 - 04                    | A25-1135  | -         |
| EN 250F 02 - 04                   | A25-1135  | -         |
| MX 250 96 - 04                    | A25-1135  | -         |
| MX 250F 02 - 04                   | A25-1135  | -         |
| EN 300 97 - 04                    | A25-1135  | -         |
| MX 300 97 - 04                    | A25-1135  | -         |
| EN 400F 02 - 03                   | A25-1135  | -         |
| MX 400F 02 - 03                   | A25-1135  | -         |
| EN 450F 04                        | A25-1135  | -         |
| MX 450F 04                        | A25-1135  | -         |
| EN 530F 02 - 04                   | A25-1135  | -         |
| MX 530F 02 - 04                   | A25-1135  | -         |
| <b>YAMAHA</b>                     |           |           |
| DT50 88 - 90                      | 0215-0115 | A25-1292  |
| PW50 12-22                        | A25-1159  | 0215-0187 |
| QT50 79 - 87                      | A25-1159  | -         |
| TTR50 12-22                       | A25-1025  | A25-1025  |
| YZ50 80                           | A25-1161  | A25-1292  |
| YZ60 81 - 83                      | A25-1161  | A25-1292  |
| YZ65 18-23                        | 0215-1027 | A25-1168  |
| BW80 86 - 90                      | A25-1009  | -         |
| GT80 76 - 80                      | -         | A25-1292  |
| PW80 83 - 06                      | A25-1161  | A25-1095  |
| TY80 74 - 75                      | A25-1161  | A25-1292  |
| YZ80 74 - 77                      | A25-1009  | A25-1292  |
| YZ80 78 - 79                      | A25-1009  | -         |
| YZ80 80 - 81                      | A25-1009  | A25-1292  |
| YZ80 82 - 83                      | A25-1009  | -         |
| YZ80 84 - 92                      | A25-1009  | A25-1185  |
| YZ80 93 - 01                      | A25-1025  | A25-1168  |
| YZ85 02 - 18                      | A25-1025  | A25-1168  |
| YZ85 19-22-23                     | 0215-1027 | A25-1168  |

| WHEEL BEARING & SEAL KITS (CON'T) |           |           |
|-----------------------------------|-----------|-----------|
| MAKE/MODEL/YEAR                   | FRONT     | REAR      |
| <b>YAMAHA (CON'T)</b>             |           |           |
| YZ85LW 22-23                      | 0215-1027 | A25-1168  |
| TTR90 00 - 08                     | A25-1161  | A25-1095  |
| DT100 74 - 76                     | 0215-0115 | -         |
| DT100 77 - 83                     | 0215-0115 | A25-1095  |
| MX100 74 - 75                     | 0215-0115 | -         |
| MX100 79 - 83                     | 0215-0115 | A25-1095  |
| RT100 90 - 00                     | 0215-0115 | A25-1095  |
| YZ100 76 - 77                     | A25-1038  | A25-1201  |
| YZ100 78 - 81                     | 0215-0115 | A25-1201  |
| YZ100 82 - 83                     | 0215-0115 | -         |
| TTR110 08 - 20                    | A25-1161  | 0215-1070 |
| DT X 125 (EURO) 05 - 06           | -         | A25-1271  |
| DT125 74 - 81                     | 0215-0115 | A25-1201  |
| DT125 (EURO) 99 - 06              | A25-1038  | A25-1271  |
| IT125 80 - 81                     | 0215-0115 | A25-1201  |
| MX125 74 - 75                     | 0215-0115 | A25-1201  |
| MX125 76                          | A25-1038  | A25-1201  |
| TT125 00                          | A25-1292  | 25-1295   |
| TTR125 DRUM BRAKE 00 - 03         | A25-1292  | A25-1292  |
| TTR125 DRUM BRAKE 03-09           | A25-1292  | A25-1292  |
| TTR125L DISC BRAKE 00-08          | A25-1041  | A25-1292  |
| TTR125LE DISC BRAKE 03-23         | A25-1041  | A25-1292  |
| XT125 82 - 83                     | 0215-0115 | A25-1189  |
| YZ125 74 - 75                     | 0215-0115 | A25-1201  |
| YZ125 76 - 79                     | A25-1038  | A25-1201  |
| YZ125 80 - 81                     | A25-1038  | -         |
| YZ125 82                          | A25-1038  | 0215-0743 |
| YZ125 83 - 85                     | 0215-0102 | 0215-0743 |
| YZ125 86 - 91                     | 0215-0102 | A25-1271  |
| YZ125 92 - 95                     | A25-1054  | A25-1271  |
| YZ125 96 - 97                     | A25-1090  | A25-1271  |
| YZ125 98                          | A25-1092  | A25-1271  |
| YZ125 99 - 22                     | A25-1092  | A25-1252  |
| YZ125X 20-22                      | A25-1092  | A25-1252  |
| CT175 72                          | 0215-0115 | A25-1201  |
| DT175 74 - 81                     | 0215-0115 | A25-1201  |
| IT175 77 - 79                     | A25-1143  | A25-1201  |
| IT175 80 - 83                     | A25-1143  | -         |
| MX175 74 - 81                     | 0215-0115 | A25-1201  |
| TY175 75 - 76                     | 0215-0115 | A25-1201  |
| YZ175 76                          | A25-1038  | A25-1201  |
| RT180 90 - 93                     | 0215-0226 | A25-1201  |
| RT180 95 - 98                     | 0215-0102 | A25-1201  |
| AG200 84 - 06                     | 0215-0115 | -         |
| BW200 85 - 88                     | A25-1104  | -         |
| IT200 84 - 86                     | 0215-0102 | 0215-0743 |
| <b>TW200 TRAILWAY</b>             |           |           |
| 87-22                             | A25-1038  | A25-1227  |
| WR200 92                          | 0215-0102 | A25-1271  |
| XT200 82 - 83                     | 0215-0115 | A25-1189  |
| TT225 86 - 87                     | 0215-0102 | A25-1189  |
| TTR225 99 - 04                    | 0215-0102 | A25-1201  |
| XT225 92 - 07                     | 0215-0102 | A25-1189  |
| TTR230 05 - 22                    | 0215-0102 | A25-1201  |
| DT250 72 - 79                     | A25-1038  | 0215-0742 |
| IT250 77 - 80                     | A25-1143  | 0215-0742 |
| IT250 81 - 83                     | A25-1143  | 0215-0744 |
| MX250 73 - 75                     | A25-1038  | 0215-0742 |
| TT250 80 - 82                     | A25-1038  | A25-1231  |
| TY250 74 - 77                     | 0215-0115 | A25-1201  |
| WR250 91                          | 0215-0102 | A25-1271  |
| WR250 92 - 97                     | A25-1054  | A25-1271  |
| WR250F 01 - 19                    | 0215-0814 | A25-1252  |
| WR250F 20-23                      | 0215-0116 | A25-1252  |
| <b>WR250R DUAL SPORT</b>          |           |           |
| 08 - 20                           | A25-1104  | A25-1252  |
| <b>WR250X SUPERMOTO</b>           |           |           |
| 08 - 11                           | A25-1104  | A25-1252  |
| XT250 80 - 84                     | A25-1038  | A25-1231  |
| XT250 08 - 22                     | 0215-0102 | A25-1189  |
| YZ250 74 - 79                     | A25-1038  | 0215-0742 |
| YZ250 80                          | A25-1038  | 0215-0743 |
| YZ250 81                          | A25-1038  | 0215-0744 |



| WHEEL BEARING & SEAL KITS (CON'T) |           |           |
|-----------------------------------|-----------|-----------|
| MAKE/MODEL/YEAR                   | FRONT     | REAR      |
| <b>YAMAHA (CON'T)</b>             |           |           |
| YZ250 82                          | A25-1038  | A25-1271  |
| YZ250 83 - 87                     | 0215-0102 | 0215-0744 |
| YZ250 88 - 91                     | 0215-0102 | A25-1271  |
| YZ250 92 - 95                     | A25-1054  | A25-1271  |
| YZ250 96 - 97                     | A25-1090  | A25-1271  |
| YZ250 98                          | A25-1092  | A25-1271  |
| YZ250 99 - 22                     | A25-1092  | A25-1252  |
| YZ250F 01 - 08                    | A25-1092  | A25-1252  |
| YZ250F 09 - 13                    | A25-1092  | A25-1406  |
| YZ250F 14 - 23                    | 0215-0116 | A25-1406  |
| YZ250FX 15-23                     | 0215-0116 | A25-1252  |
| YZ250X 16-22                      | A25-1092  | A25-1252  |
| TT350 86 - 87                     | 0215-0102 | 0215-0744 |
| TY350 85 - 86                     | A25-1143  | A25-1201  |
| XT350 85 - 00                     | 0215-0102 | A25-1231  |
| MX 360 74                         | A25-1038  | 0215-0742 |
| RT 360 70 - 73                    | A25-1038  | -         |

| WHEEL BEARING & SEAL KITS (CON'T) |           |           |
|-----------------------------------|-----------|-----------|
| MAKE/MODEL/YEAR                   | FRONT     | REAR      |
| <b>YAMAHA (CON'T)</b>             |           |           |
| DT400 75 - 78                     | A25-1038  | 0215-0742 |
| IT400 76 - 79                     | A25-1143  | 0215-0742 |
| MX400 75                          | A25-1038  | 0215-0742 |
| WR400F 98                         | 0215-0814 | A25-1271  |
| WR400F 99 - 00                    | 0215-0814 | A25-1252  |
| YZ400 76 - 79                     | A25-1038  | 0215-0742 |
| YZ400F 98                         | A25-1092  | A25-1271  |
| YZ400F 99                         | A25-1092  | A25-1252  |
| IT425 80                          | A25-1143  | 0215-0742 |
| WR426F 01 - 02                    | 0215-0814 | A25-1252  |
| YZ426F 00 - 02                    | A25-1092  | A25-1252  |
| WR450F 03 - 18                    | 0215-0814 | A25-1252  |
| WR450F 19-23                      | -         | A25-1252  |
| YZ450F 03 - 08                    | A25-1092  | A25-1252  |
| YZ450F 09 - 13                    | A25-1092  | A25-1406  |
| YZ450F 14 - 23                    | 0215-0116 | A25-1406  |
| YZ450FX 16-23                     | 0215-0116 | A25-1252  |

| WHEEL BEARING & SEAL KITS (CON'T) |           |           |
|-----------------------------------|-----------|-----------|
| MAKE/MODEL/YEAR                   | FRONT     | REAR      |
| <b>YAMAHA (CON'T)</b>             |           |           |
| IT465 81 - 82                     | A25-1143  | 0215-0744 |
| YZ465 80                          | A25-1038  | 0215-0742 |
| YZ465 81                          | A25-1038  | 0215-0744 |
| IT490 83 - 84                     | A25-1143  | 0215-0744 |
| YZ490 82 - 83                     | A25-1038  | 0215-0744 |
| YZ490 84 - 90                     | 0215-0102 | 0215-0744 |
| SC500 73 - 74                     | A25-1038  | 0215-0742 |
| TT500 76 - 81                     | A25-1038  | 0215-0742 |
| WR500 92 - 93                     | 0215-0102 | A25-1271  |
| XT500 76 - 82                     | A25-1038  | -         |
| XT550 82 - 83                     | A25-1038  | A25-1248  |
| TT600 83 - 84                     | A25-1143  | 0215-0744 |
| TT600 85 - 86                     | 0215-0102 | 0215-0744 |
| XT600 84 - 95                     | 0215-0102 | A25-1248  |
| XT600E (EURO) 96 - 02             | A25-1038  | -         |



KORIE STEEDE

APPAREL

HELMETS & GOGGLES

RIDER ARMOR

OUTERWEAR

YOUTH

LUGGAGE & PACKS

BIKE BODY

BIKE CONTROLS

BIKE SUSPENSION

BIKE BRAKING

BIKE DRIVE

BIKE BEARINGS

BIKE ENGINE

BIKE ELECTRICAL

BIKE EXHAUST

BIKE WHEELS

BICYCLE

GARAGE & PROMO

SIZING CHART



**STEERING STEM BEARING KITS \$22<sup>95</sup> - \$47<sup>95</sup>**

- Designed as a drop-in replacement to upgrade OEM ball-type bearings to taper bearings, or a high-quality replacement if your bike comes with stock taper bearings
- Tapered roller bearings provide decreased maintenance along with less wear, smoother operation and longer life
- Kits come complete with both upper and lower taper bearing cups, cones, and most include top and bottom seals



**STEERING STEM BEARING KITS**

| MAKE/MODEL/YEAR         | PART #    |
|-------------------------|-----------|
| <b>APRILIA</b>          |           |
| MX125 04                | 0410-0019 |
| CLIMBER 280 94          | 0410-0039 |
| <b>BETA</b>             |           |
| REV 50 06-08            | 0410-0039 |
| EVO 80 09-13            | 0410-0039 |
| EVO JR 80 09-22         | 0410-0039 |
| EVO SR 80 14 - 22       | 0410-0039 |
| REV 80 06-08            | 0410-0039 |
| EVO 2T 125 09-23        | 0410-0039 |
| EVO 2T 125 FACTORY 23   | 0410-0039 |
| REV 2T 125 04-08        | 0410-0039 |
| RR 2T 125 19 - 23       | 0410-0034 |
| RR 2T 125 RACE 21-23    | 0410-0034 |
| RR-S 4T 125 2017 - 2019 | 0410-0030 |
| EVO 2T 200 09-23        | 0410-0039 |
| EVO 2T 200 FACTORY 22   | 0410-0039 |
| REV 2T 200 04-08        | 0410-0039 |
| RR 2T 200 19-23         | 0410-0034 |
| RR 2T 200 RACE 21-23    | 0410-0034 |
| EVO 2T 250 09-23        | 0410-0039 |
| EVO 2T 250 FACTORY 22   | 0410-0039 |
| EVO 4T 250 09-18        | 0410-0039 |
| REV 2T 250 04-08        | 0410-0039 |
| REV 4T 250 08           | 0410-0039 |
| RR 2T 250 13-22         | 0410-0034 |
| RR 4T 250 05-07         | 0410-0034 |
| REV 2T 270 04-08        | 0410-0039 |
| EVO 2T 290 09-11        | 0410-0039 |
| EVO 2T SS 300 18        | 0410-0039 |
| EVO 2T 300 12-23        | 0410-0039 |
| EVO 4T 300 09-23        | 0410-0039 |
| EVO 4T FACTORY 22       | 0410-0039 |
| RR 2T 300 13-23         | 0410-0034 |
| EVO 2T 300 FACTORY 22   | 0410-0039 |
| RX 2T 300 21-23         | 0410-0034 |
| XTRAINER 300 15-23      | 0410-0034 |
| RR 4T 350 11-23         | 0410-0034 |
| RR 4T 350 RACE 22       | 0410-0034 |
| RR-S 4T 350 17-23       | 0410-0034 |
| RR 4T 390 15-23         | 0410-0034 |
| RR-S 4T 390 17-23       | 0410-0034 |
| RS 4T 390 15-16         | 0410-0034 |
| RR 4T 390 RACE 22-23    | 0410-0034 |
| RR 4T 400 05-14         | 0410-0034 |
| RS 4T 400 14            | 0410-0034 |
| RR 4T 430 15-23         | 0410-0034 |
| RR-S 4T 430 17-23       | 0410-0034 |
| RR 4T 430 RACE 22-23    | 0410-0034 |
| RS 4T 430 15-16         | 0410-0034 |
| RR 4T 450 05-14         | 0410-0034 |
| RR 4T 480 18 - 23       | 0410-0034 |
| RR 4T 480 RACE 22-23    | 0410-0034 |
| RS 4T 480 15-16         | 0410-0034 |
| RR 4T 498 12-14         | 0410-0034 |
| RR-S 4T 500 17-23       | 0410-0034 |
| RS 4T 500 15-16         | 0410-0034 |
| RR 4T 520 10-11         | 0410-0034 |
| RS 4T 520 14            | 0410-0034 |
| RR 4T 525 05-09         | 0410-0034 |

**STEERING STEM BEARING KITS (CON'T)**

| MAKE/MODEL/YEAR            | PART #    |
|----------------------------|-----------|
| <b>GAS GAS</b>             |           |
| TXE ELECTRIC 2019          | 0410-0039 |
| MC E5 21                   | 0410-0039 |
| MC 65 06                   | 0410-0039 |
| MC 65 21-23                | 0410-0039 |
| TXT TRIALS 80 15           | 0410-0039 |
| MC 85 21-23                | 0410-0039 |
| EC125 01-05                | 0410-0019 |
| EC125 2006 - 2015          | 0410-0165 |
| HALLEY 2T 125 EH 09        | 0410-0019 |
| HALLEY 2T 125 SM 09        | 0410-0019 |
| HALLEY 4T 125 EH 09        | 0410-0019 |
| MC125 01-05                | 0410-0019 |
| MC125 2006 - 2009          | 0410-0165 |
| PAMPERA 125 02-05          | 0410-0039 |
| SM125 03-06                | 0410-0019 |
| SM125 2007 - 2009          | 0410-0165 |
| 125CC TXT 6P125 2017-2019  | 0410-0039 |
| <b>TXT PRO RACING</b>      |           |
| 125 2017                   | 0410-0039 |
| TXT SCHOOL 125 2017 - 2018 | 0410-0039 |
| 125 TXT RACING 19-20       | 0410-0039 |
| MC 125 21                  | 0410-0034 |
| TXT 6P 125 17-19           | 0410-0039 |
| TXT TRIALS 125 02-17       | 0410-0039 |
| EC200 99-05                | 0410-0019 |
| EC200 06-19                | 0410-0165 |
| TXT TRIALS 200 02-09       | 0410-0039 |
| XC200 18-19                | 0410-0165 |
| CONTACT 250 ES 17-18       | 0410-0039 |
| CONTACT R 250 20           | 0410-0039 |
| EC250 96-05                | 0410-0019 |
| EC 250 06-19               | 0410-0165 |
| EC250 4T 2010 - 2015       | 0410-0165 |
| EC250 REPLICAS 2013 - 2014 | 0410-0165 |
| EC250 SIX DAYS 2019        | 0410-0165 |
| ENDURO 6P 250 2018         | 0410-0165 |
| MC250 99-05                | 0410-0019 |
| MC250 2006 - 2009          | 0410-0165 |
| PAMPERA 250 02-05          | 0410-0039 |
| SM250 03-05                | 0410-0019 |
| TXT 6P 250 2017 - 2019     | 0410-0039 |
| <b>TXT PRO RACING</b>      |           |
| 250 2017                   | 0410-0039 |
| TXT RACING 250 19-22       | 0410-0039 |
| EX 250F 21-23              | 0410-0034 |
| MC 250F 21-23              | 0410-0034 |
| TXT TRIALS 250 02-18       | 0410-0039 |
| XC 250 18-19               | 0410-0039 |
| <b>280CC CONTACT</b>       |           |
| 280 ES 17                  | 0410-0039 |
| CONTACT R 280 2020         | 0410-0039 |
| PAMPERA 280 02-05          | 0410-0039 |
| TXT 6P 280 17-19           | 0410-0039 |
| TXT PRO RACING 280 17      | 0410-0039 |
| TXT RACING 280 19 - 23     | 0410-0039 |
| TXT TRIALS 280 02-18       | 0410-0039 |
| CONTACT 300 ES 18          | 0410-0039 |

**STEERING STEM BEARING KITS (CON'T)**

| MAKE/MODEL/YEAR                     | PART #    |
|-------------------------------------|-----------|
| <b>GAS GAS (CON'T)</b>              |           |
| EC300 21-23                         | 0410-0019 |
| EX 300 06-19                        | 0410-0165 |
| EC300 4T 2013 - 15                  | 0410-0165 |
| EC300 REPLICAS 13 - 14              | 0410-0165 |
| EC300 SIX DAYS 19                   | 0410-0165 |
| EC 300 21                           | 0410-0034 |
| EX 300 21                           | 0410-0034 |
| ENDURO 6P 300 18                    | 0410-0165 |
| TXT 6P 300 17-19                    | 0410-0039 |
| TXT PRO RACING 300 17               | 0410-0039 |
| TXT RACING 300 19-23                | 0410-0039 |
| TXT TRIALS 300 02-18                | 0410-0039 |
| XC 300 18-19                        | 0410-0165 |
| EX350F 21-23                        | 0410-0034 |
| EX450 F 21-23                       | 0410-0034 |
| MC 450F 21-23                       | 0410-0034 |
| <b>HONDA</b>                        |           |
| CRF50F 04-22                        | 0410-0021 |
| CRM50R (EURO) 93-96                 | 0410-0021 |
| MT50S (EURO) 93-96                  | 0410-0021 |
| KR50R 00-03                         | 0410-0021 |
| Z-50 72-78                          | 0410-0021 |
| Z-50R 79-99                         | 0410-0021 |
| Z-50RD 86                           | 0410-0021 |
| CR60 83                             | 0410-0021 |
| CRF70F 04-12                        | 0410-0021 |
| CT70 TRAIL 69-94                    | 0410-0021 |
| SL70 71-73                          | 0410-0021 |
| XL70 76                             | 0410-0021 |
| XR70R 97-03                         | 0410-0021 |
| CRM75R 89-94                        | 0410-0021 |
| XL75 77-79                          | 0410-0021 |
| KR75 73-78                          | 0410-0021 |
| CR80 80-82                          | 0410-0021 |
| CR80R 87-02                         | 0410-0029 |
| CR80RB 96-02                        | 0410-0029 |
| CRF80F 04-13                        | 0410-0021 |
| XL80S 80-85                         | 0410-0021 |
| XR80 79-84                          | 0410-0021 |
| XR80R 85-03                         | 0410-0021 |
| CR85R/RB 03-07                      | 0410-0029 |
| CT90 TRAIL 66-79                    | 0410-0021 |
| CRF100F 04-13                       | 0410-0021 |
| XL100 76-80                         | 0410-0021 |
| XL100S 79-85                        | 0410-0021 |
| XR100 81-84                         | 0410-0021 |
| XR100R 85-03                        | 0410-0021 |
| CRF110F 13-18                       | 0410-0041 |
| CRF110F 19 - 23                     | 0410-0029 |
| CT110 TRAIL 80-86                   | 0410-0021 |
| CR125M 74-78                        | 0410-0021 |
| CR125R 82-89                        | 0410-0029 |
| CR125R 90-92                        | 0410-0028 |
| CR125R 93-94                        | 0410-0026 |
| CR125R 95-97                        | 0410-0035 |
| CR125R 98-07                        | 0410-0026 |
| CRF125F 14-18                       | 0410-0041 |
| CRF125F 19-23                       | 0410-0029 |
| CRF125FB 14-18                      | 0410-0041 |
| CRF125FB 19-23                      | 0410-0029 |
| <b>CRM125R (NOT US MODEL) 93-99</b> |           |
| 0410-0030                           |           |
| MT125 EL SINORE 74-76               | 0410-0021 |
| NX125 (EURO) 95-97                  | 0410-0030 |
| <b>NXR125 (EU) 2003 - 2005</b>      |           |
| 0410-0029                           |           |
| <b>SL125 MOTO SPORT 71-73</b>       |           |
| 0410-0021                           |           |
| TL125 73-76                         | 0410-0021 |
| XL125 74-85                         | 0410-0021 |
| XL125 (EURO) 98                     | 0410-0029 |
| XR125L (EURO) 04-11                 | 0410-0029 |
| CRF150F 03-17                       | 0410-0029 |
| CRF150R/RB 07-23                    | 0410-0029 |
| MR175 EL SINORE 76-77               | 0410-0021 |
| XL185S 79-83                        | 0410-0021 |
| XR185 79                            | 0410-0021 |

**STEERING STEM BEARING KITS (CON'T)**

| MAKE/MODEL/YEAR                      | PART #    |
|--------------------------------------|-----------|
| <b>HONDA (CON'T)</b>                 |           |
| 190CC XR190 EURO 17                  | 0410-0029 |
| CTX200 02-11                         | 0410-0029 |
| TLR200 REFLEX 86-87                  | 0410-0041 |
| TR200 FATCAT 86-87                   | 0410-0041 |
| XL200R 83-84                         | 0410-0029 |
| XR200 80-84                          | 0410-0021 |
| XR200R 81-02                         | 0410-0029 |
| CRF230F 03-19                        | 0410-0029 |
| CRF230L 08-09                        | 0410-0029 |
| CRF230M 09                           | 0410-0029 |
| CR250 74-76                          | 0410-0041 |
| CR250R 82-89                         | 0410-0029 |
| CR250R 90-91                         | 0410-0028 |
| CR250R 92-94                         | 0410-0026 |
| CR250R 95-96                         | 0410-0035 |
| CR250R 97-07                         | 0410-0026 |
| CRF250L 13-20                        | 0410-0029 |
| CRF250L ABS 17-20                    | 0410-0029 |
| CRF250 F 19-23                       | 0410-0029 |
| CRF250R 04-09                        | 0410-0026 |
| CRF250R 10-13                        | 0410-0121 |
| CRF250R 14-17                        | 0410-0232 |
| CRF250R 18 - 23                      | 0410-0026 |
| CRF250RX 19-23                       | 0410-0026 |
| CRF250LR RALLY 17-20                 | 0410-0029 |
| CRF250LR RALLY ABS 17-20             | 0410-0029 |
| CRF250RX 19-20                       | 0410-0026 |
| CRF250X 04-17                        | 0410-0026 |
| <b>CRM250AR (NOT US MODEL) 86-99</b> |           |
| 0410-0029                            |           |
| MR250 76                             | 0410-0041 |
| MT250 74-76                          | 0410-0041 |
| NX250 88-90                          | 0410-0029 |
| XL250R 82-87                         | 0410-0029 |
| XL250S 78-81                         | 0410-0041 |
| XR250 79-80                          | 0410-0041 |
| XR250 TORNADO (EURO) 01-02           | 0410-0029 |
| XR250L 91-96                         | 0410-0029 |
| XR250R 81-04                         | 0410-0029 |
| CRF300L 21-22                        | 0410-0029 |
| CRF300L ABS 21-22                    | 0410-0029 |
| CRF300LR 21-22                       | 0410-0029 |
| CRF300LR ABS                         | 0410-0029 |
| KRE300 (SA) 10-12                    | 0410-0029 |
| XL350R 84-85                         | 0410-0029 |
| XR350R 83-85                         | 0410-0029 |
| XR400R 96-04                         | 0410-0029 |
| CR450R 81                            | 0410-0029 |
| CRF450L 19-23                        | 0410-0026 |
| CRF450R 02-08                        | 0410-0026 |
| CRF450R 09-12                        | 0410-0121 |
| CRF450R 13-16                        | 0410-0232 |
| CRF450R 17-20                        | 0410-0026 |
| CRF450L 22-23                        | 0410-0026 |
| CRF450RX 17-23                       | 0410-0026 |
| CRF450RWE 19-23                      | 0410-0026 |
| CRF450X 05-23                        | 0410-0026 |
| CR480R 82-83                         | 0410-0029 |
| CR500R 84-89                         | 0410-0029 |
| CR500R 90-01                         | 0410-0028 |
| NX500 (EURO) 93-99                   | 0410-0029 |
| XL500R 82                            | 0410-0029 |
| XL500S 79-81                         | 0410-0041 |
| XR500 79-80                          | 0410-0041 |
| XR500R 81-84                         | 0410-0029 |
| XL600R 83-87                         | 0410-0029 |
| XR600R 85-00                         | 0410-0029 |
| FMX650 (EURO) 05-06                  | 0410-0029 |
| FX650 (EURO) 99-00                   | 0410-0029 |
| XR650L 93-22                         | 0410-0029 |
| XR650R 00-07                         | 0410-0028 |
| <b>HUSABERG</b>                      |           |
| 89-08 ALL MODELS                     | 0410-0078 |
| FE250 13-14                          | 0410-0034 |
| TE250 11-14                          | 0410-0034 |

| STEERING STEM BEARING KITS (CON'T) |           |
|------------------------------------|-----------|
| MAKE/MODEL/YEAR                    | PART #    |
| <b>HUSABERG (CON'T)</b>            |           |
| TE300 11-14                        | 0410-0034 |
| FE350 13-14                        | 0410-0034 |
| 390FE 10-11                        | 0410-0034 |
| 450FC 01-05                        | 0410-0078 |
| 450FE 04-08                        | 0410-0078 |
| 450FE 09-11                        | 0410-0034 |
| 450FE-E 01-03                      | 0410-0078 |
| 450FS-C 01-06                      | 0410-0078 |
| 450FS-E 01-08                      | 0410-0078 |
| 450FX 10-11                        | 0410-0034 |
| 450FX-E 01-03                      | 0410-0078 |
| FE450 14                           | 0410-0034 |
| FE501 13-14                        | 0410-0034 |
| 550FE 07-08                        | 0410-0078 |
| 550FS-E 07                         | 0410-0078 |
| 570FE 09-11                        | 0410-0034 |
| 570FS 10-11                        | 0410-0034 |
| 650FC 04-05                        | 0410-0078 |
| 650FE 04-08                        | 0410-0078 |
| 650FS-C 04-08                      | 0410-0078 |
| 650FS-E 04-08                      | 0410-0078 |
| <b>HUSQVARNA</b>                   |           |
| EE5 20-21                          | 0410-0039 |
| TC 50 18-23                        | 0410-0039 |
| CR65 12                            | 0410-0039 |
| TC 65 18-23                        | 0410-0039 |
| TC 85 14-23                        | 0410-0039 |
| TC 85 BW 19-20                     | 0410-0039 |
| CR125 93-98                        | 0410-0078 |
| CR125 99-13                        | 0410-0122 |
| SM125 98                           | 0410-0078 |
| TC 125 14-22                       | 0410-0034 |
| TE125 15-16                        | 0410-0034 |
| WR125 98-07                        | 0410-0078 |
| WR125 08-13                        | 0410-0122 |
| WRE125 95                          | 0410-0078 |
| WXC-WXE 125 94-96                  | 0410-0078 |
| TE150 17-18                        | 0410-0034 |
| TE 150I 20-23                      | 0410-0034 |
| WR240 88                           | 0410-0078 |
| CR250 93-95                        | 0410-0078 |
| CR250 99-04                        | 0410-0122 |
| FC 250 14-22                       | 0410-0034 |
| FC 250 (EURO) 2015                 | 0410-0034 |
| FE 250 14-20                       | 0410-0034 |
| TC250 03-13                        | 0410-0122 |
| TC 250 14-22                       | 0410-0034 |
| TE250 03-07                        | 0410-0078 |
| TE250 08-13                        | 0410-0122 |
| TE 250 14-18                       | 0410-0034 |
| TE 250 I 18-23                     | 0410-0034 |
| TXC250 08-13                       | 0410-0122 |
| WR250 88-07                        | 0410-0078 |
| WR250 08-13                        | 0410-0122 |
| WXC-WXE 250 93-95                  | 0410-0078 |
| XC250 88                           | 0410-0078 |
| TE 300 14-18                       | 0410-0034 |
| TE 300 I 19-23                     | 0410-0034 |
| TX300 17-18                        | 0410-0034 |
| TX300I 20-22                       | 0410-0034 |
| WR300 08-13                        | 0410-0122 |
| TE310 09-13                        | 0410-0122 |
| TXC310 12-13                       | 0410-0122 |
| FC 350 14-22                       | 0410-0034 |
| FE 350 14-23                       | 0410-0034 |
| FE350S 15-23                       | 0410-0034 |
| FX350 17-22                        | 0410-0034 |
| TE350 95                           | 0410-0078 |
| WXC-WXE 350 92-94                  | 0410-0078 |
| WXE350 91                          | 0410-0078 |
| CR360 93                           | 0410-0078 |
| WR360 98-02                        | 0410-0078 |
| WXC-WXE 360 93-95                  | 0410-0078 |
| SM400R 04                          | 0410-0078 |
| TE400 2001                         | 0410-0078 |
| WR400 88                           | 0410-0078 |

| STEERING STEM BEARING KITS (CON'T) |           |
|------------------------------------|-----------|
| MAKE/MODEL/YEAR                    | PART #    |
| <b>HUSQVARNA (CON'T)</b>           |           |
| TE410 99-01                        | 0410-0078 |
| TE410E 99                          | 0410-0078 |
| CR430 88                           | 0410-0078 |
| WR430 88                           | 0410-0078 |
| XC430 88                           | 0410-0078 |
| FC 450 14-22                       | 0410-0034 |
| FC 450 ROCKSTAR EDITION 18-22      | 0410-0034 |
| FC 450 (EURO) 2015                 | 0410-0034 |
| FE 450 14-20                       | 0410-0034 |
| FR 450 RALLY 2020                  | 0410-0034 |
| FS 450 18-20                       | 0410-0034 |
| FX 450 18-22                       | 0410-0034 |
| SM450 10                           | 0410-0122 |
| SM450R 03-07                       | 0410-0078 |
| SM450R 08-09                       | 0410-0122 |
| TC450 03-13                        | 0410-0122 |
| TE450 03-07                        | 0410-0078 |
| TE450 08-13                        | 0410-0122 |
| TXC450 08-13                       | 0410-0122 |
| FE 501 14-23                       | 0410-0034 |
| FE 501S 15-23                      | 0410-0034 |
| SM510 10                           | 0410-0122 |
| SM510R 05-07                       | 0410-0078 |
| SM510R 08-09                       | 0410-0122 |
| TC510 88-90                        | 0410-0078 |
| TC510 05-09                        | 0410-0122 |
| TE510 88-07                        | 0410-0078 |
| TE510 08-10                        | 0410-0122 |
| TX510 88                           | 0410-0078 |
| TXC510 08-10                       | 0410-0122 |
| TE 511 12-13                       | 0410-0122 |
| TXC511 12-13                       | 0410-0122 |
| SM530R 09                          | 0410-0122 |
| SMR570 01-04                       | 0410-0078 |
| TC570 01-02                        | 0410-0122 |
| TE570 01-04                        | 0410-0078 |
| SM610 01-07                        | 0410-0078 |
| SM610 08                           | 0410-0122 |
| SMR610 00-01                       | 0410-0078 |
| TC610 98                           | 0410-0078 |
| TC610 99-00                        | 0410-0122 |
| TE610 98-07                        | 0410-0078 |
| TE610 08                           | 0410-0122 |
| WXC-WXE 610 93-95                  | 0410-0078 |
| WXE-WMX 610 91                     | 0410-0078 |
| SMS630 10-11                       | 0410-0122 |
| TE630 10-11                        | 0410-0122 |
| 701 ENDURO 16-20                   | 0410-0034 |
| 701 SUPERMOTO 16-20                | 0410-0034 |
| <b>KAWASAKI</b>                    |           |
| KX60 83-03                         | 0410-0038 |
| KX65 00-23                         | 0410-0030 |
| KD80 75-90                         | 0410-0038 |
| KX80 86-00                         | 0410-0030 |
| KX80 BIG WHEEL 92-94               | 0410-0030 |
| KX85 01-23                         | 0410-0030 |
| KX85 BIG WHEEL 01-20               | 0410-0030 |
| KD100 76-79                        | 0410-0038 |
| KE100 76-01                        | 0410-0038 |
| KM100 76-81                        | 0410-0038 |
| KX100 95-21                        | 0410-0030 |
| KLX110 02-09                       | 0410-0038 |
| KLX110 10-23                       | 0410-0231 |
| KLX110L 10-23                      | 0410-0231 |
| KX112 22-23                        | 0410-0231 |
| KLX125 03-06                       | 0410-0023 |
| KLX125L 03-06                      | 0410-0023 |
| KX125 78-81                        | 0410-0030 |
| KX125 82-91                        | 0410-0022 |
| KX125 92-05                        | 0410-0031 |
| KLX140 08-20                       | 0410-0030 |
| KLX140G 17-20                      | 0410-0030 |
| KLX140L 08-22                      | 0410-0030 |
| KLX150L 14-19                      | 0410-0030 |
| KDX175 80-82                       | 0410-0030 |

| STEERING STEM BEARING KITS (CON'T)     |           |
|--|-----------|
| MAKE/MODEL/YEAR                        | PART #    |
| <b>KAWASAKI (CON'T)</b>                |           |
| KDX200 83-06                           | 0410-0022 |
| KDX220 97-05                           | 0410-0022 |
| KLX230 20-23                           | 0410-0025 |
| KLX230R 20-23                          | 0410-0025 |
| KLX230 SM 21-22                        | 0410-0025 |
| KLX230S ABS 21                         | 0410-0025 |
| KDX250 80                              | 0410-0030 |
| KDX250 81-94                           | 0410-0022 |
| KL250 SUPER SHERPA 00-10               | 0410-0025 |
| KLR250 85-05                           | 0410-0025 |
| KLX250 79-80                           | 0410-0030 |
| KLX250R 94-96                          | 0410-0022 |
| KLX250S 06-20                          | 0410-0022 |
| KLX250SF 09-10                         | 0410-0022 |
| KX250 74-78                            | 0410-0030 |
| KX250 79-91                            | 0410-0022 |
| KX250 92-07                            | 0410-0031 |
| KX250F 04-23                           | 0410-0031 |
| KX250X 21-23                           | 0410-0031 |
| KLX300 SM 21-23                        | 0410-0022 |
| KLX300(R) 97-23                        | 0410-0022 |
| KDX400 79-80                           | 0410-0030 |
| KLX400R 03                             | 0410-0027 |
| KLX400R NON CA MODELS PUMPER CARB 2004 | 0410-0027 |
| KLX400SR 03-04                         | 0410-0027 |
| KX400 75-76                            | 0410-0030 |
| KDX420 81                              | 0410-0022 |
| KX420 80-81                            | 0410-0022 |
| KDX450 82                              | 0410-0022 |
| KLX450R 08-09                          | 0410-0031 |
| KX450F 06-22                           | 0410-0031 |
| KX450X 21-22                           | 0410-0031 |
| KX450 SR 22-23                         | 0410-0031 |
| KLX450R (AU) 18-20                     | 0410-0031 |
| KX500 83-04                            | 0410-0022 |
| KL600 84-86                            | 0410-0025 |
| KL650 A (KLR) 87-07                    | 0410-0025 |
| KL650 B (KLR) 90-91                    | 0410-0025 |
| KL650 E (KLR) 08-18                    | 0410-0025 |
| KLR650 ADVENTURE 22                    | 0410-0032 |
| KLX650 C 93-96                         | 0410-0022 |
| KLX650D1 96                            | 0410-0022 |
| KLX650R 93-96                          | 0410-0022 |
| <b>KTM</b>                             |           |
| SX-E 5 20-22                           | 0410-0039 |
| SM 50 06                               | 0410-0039 |
| 50 SX 06-23                            | 0410-0039 |
| SX 50 MINI 09-23                       | 0410-0039 |
| SX PRO JR 50 09                        | 0410-0039 |
| SX PRO SR 50 05                        | 0410-0039 |
| 50 SX5 11-14                           | 0410-0039 |
| SX 60 98-00                            | 0410-0039 |
| SX 65 98-22                            | 0410-0039 |
| SXS 65 13-14                           | 0410-0039 |
| XC 65 08-09                            | 0410-0039 |
| SX 85 03-23                            | 0410-0039 |
| SX 85 BW 13-23                         | 0410-0039 |
| SXS 85 13-14                           | 0410-0039 |
| XC 85 08-09                            | 0410-0039 |
| SX 105 06-11                           | 0410-0039 |
| XC 105 08-09                           | 0410-0039 |
| EGS 125 93-99                          | 0410-0034 |
| EXC 125 93-09                          | 0410-0034 |
| EXE 125 00-01                          | 0410-0034 |
| SX 125 93-22                           | 0410-0034 |
| SXS 125 04                             | 0410-0034 |
| SX 144 07-08                           | 0410-0034 |
| SX 150 09-22                           | 0410-0034 |
| XC 150 10-14                           | 0410-0034 |
| XC 150 21-23                           | 0410-0034 |
| XC-W 150 17-19                         | 0410-0034 |
| XC-W 150 TPI 20-22                     | 0410-0034 |
| EGS 200 98-99                          | 0410-0034 |

| STEERING STEM BEARING KITS (CON'T) |           |
|------------------------------------|-----------|
| MAKE/MODEL/YEAR                    | PART #    |
| <b>KTM (CON'T)</b>                 |           |
| EXC 200 98-05                      | 0410-0034 |
| MXC 200 98-03                      | 0410-0034 |
| SX 200 00-04                       | 0410-0034 |
| XC 200 06-09                       | 0410-0034 |
| XC-W 200 06-16                     | 0410-0034 |
| EGS 250 94-99                      | 0410-0034 |
| EXC 250 94-23                      | 0410-0034 |
| EXC-F 250 17-23                    | 0410-0034 |
| EXC-G 250 RACING 02-05             | 0410-0034 |
| FREERIDE 250 R 15-17               | 0410-0034 |
| FREERIDE 250F 19                   | 0410-0034 |
| MXC 250 98-01                      | 0410-0034 |
| SX 250 94-22                       | 0410-0034 |
| SX-F 250 05-22                     | 0410-0034 |
| 250 SX-F FACTORY EDITION 15        | 0410-0034 |
| SXS 250 01-04                      | 0410-0034 |
| XC 250 06-19                       | 0410-0034 |
| XC 250 TPI 18-22                   | 0410-0034 |
| XC-F 250 07-22                     | 0410-0034 |
| XC-FW 250 06-16                    | 0410-0034 |
| XC-W 250 06-18                     | 0410-0034 |
| XC-W 250 TPI 18-22                 | 0410-0034 |
| EGS 300 94-99                      | 0410-0034 |
| EXC 300 94-05                      | 0410-0034 |
| MXC 300 94-05                      | 0410-0034 |
| SX 300 94                          | 0410-0034 |
| XC 300 06-19                       | 0410-0034 |
| XC-W 300 TPI 20-22                 | 0410-0034 |
| XC-W 300 06-18                     | 0410-0034 |
| XC-W 300 SIX DAYS 15-18            | 0410-0034 |
| XC-W 300 TPI 19-22                 | 0410-0034 |
| XC-W 300 TPI ERZBERGRODEO 20       | 0410-0034 |
| XC-W 300 TPI SIX DAYS 20           | 0410-0034 |
| EXC-F 350 12-23                    | 0410-0034 |
| FREERIDE 350 15                    | 0410-0034 |
| LC4 350 94-95                      | 0410-0034 |
| SX-F 350 11-22                     | 0410-0034 |
| XC-F 350 11-22                     | 0410-0034 |
| XC-FW 350 12-22                    | 0410-0034 |
| XC-FW 350 SIX DAYS 15-16           | 0410-0034 |
| EGS 360 96-97                      | 0410-0034 |
| EXC 360 96-97                      | 0410-0034 |
| MXC 360 96-97                      | 0410-0034 |
| SX 360 96-97                       | 0410-0034 |
| EGS 380 98-99                      | 0410-0034 |
| EXC 380 98-02                      | 0410-0034 |
| MXC 380 98-01                      | 0410-0034 |
| SX 380 98-02                       | 0410-0034 |
| 390 ADVENTURE 20-21                | 0410-0039 |
| COMP. 400 95-99                    | 0410-0034 |
| EGS 400 94-97                      | 0410-0034 |
| EGS-E 400 97                       | 0410-0034 |
| EXC 400 94-02                      | 0410-0034 |
| EXC-G 400 04-06                    | 0410-0034 |
| LC4 400 98-99                      | 0410-0034 |
| LC4-E 400 00-01                    | 0410-0034 |
| LSE 400 97                         | 0410-0034 |
| MXC 400 01-02                      | 0410-0034 |
| RXC 400 95-98                      | 0410-0034 |
| SC 400 00                          | 0410-0034 |
| SX 400 98-02                       | 0410-0034 |
| SXC 400 97-00                      | 0410-0034 |
| TXC 400 98                         | 0410-0034 |
| XC-W 400 07-10                     | 0410-0034 |
| EXC 440 94-95                      | 0410-0034 |
| MXC 440 94                         | 0410-0034 |
| SX 440 94                          | 0410-0034 |
| EXC 450 03-14                      | 0410-0034 |
| EXC-F 450 SIX DAYS 17-23           | 0410-0034 |

CONTINUED ON NEXT PAGE

APPAREL  
HELMETS & GOGGLES  
RIDER ARMOR  
OUTERWEAR  
YOUTH  
LUGGAGE & PACKS  
BIKE BODY  
BIKE CONTROLS  
BIKE SUSPENSION  
BIKE BRAKING  
BIKE DRIVE  
BIKE BEARINGS  
BIKE ENGINE  
BIKE ELECTRICAL  
BIKE EXHAUST  
BIKE WHEELS  
BICYCLE  
GARAGE & PROMO  
SIZING CHART

| STEERING STEM BEARING KITS (CON'T)      |           |
|---|-----------|
| MAKE/MODEL/YEAR                         | PART #    |
| <b>KTM (CON'T)</b>                      |           |
| EXC-F 450 20-23                         | 0410-0034 |
| EXC-G 450 03-07                         | 0410-0034 |
| EXC-R 450 08                            | 0410-0034 |
| MXC-G 450 03-05                         | 0410-0034 |
| SMR 450 05-21                           | 0410-0034 |
| SMS 450 03-04                           | 0410-0034 |
| SX 450 03-06                            | 0410-0034 |
| SX-F 450 07-22                          | 0410-0034 |
| 450 SX-F FACTORY EDITION 15-21          | 0410-0034 |
| SXS 450 03-04                           | 0410-0034 |
| XC 450 04-07                            | 0410-0034 |
| XC-F 450 08-22                          | 0410-0034 |
| XCR-W 450 08                            | 0410-0034 |
| XC-W 450 07-16                          | 0410-0034 |
| XC-W 450 SIX DAYS 10                    | 0410-0034 |
| EXC 500 12-16                           | 0410-0034 |
| EXC 500 SIX DAYS 16                     | 0410-0034 |
| EXC-F 500 17-23                         | 0410-0034 |
| EXC-F 500 SIX DAYS 20-23                | 0410-0034 |
| XC-FW 500 20-22                         | 0410-0034 |
| LC4 500 91-92                           | 0410-0034 |
| XC-W 500 12-16                          | 0410-0034 |
| SX-F 505 08                             | 0410-0034 |
| XC-F 505 08-09                          | 0410-0034 |
| EXC 520 00-02                           | 0410-0034 |
| MXC 520 01-02                           | 0410-0034 |
| SX 520 00-02                            | 0410-0034 |
| EXC 525 03-07                           | 0410-0034 |
| MXC-G 525 03-05                         | 0410-0034 |
| SMR 525 05                              | 0410-0034 |
| SX 525 03-06                            | 0410-0034 |
| XC 525 06-07                            | 0410-0034 |
| XC-W 525 07                             | 0410-0034 |
| EXC 530 09-11                           | 0410-0034 |
| EXC-R 530 08                            | 0410-0034 |
| XCR-W 530 08                            | 0410-0034 |
| XC-W 530 09-11                          | 0410-0034 |
| SXS 540 01-06                           | 0410-0034 |
| MXC 550 94-96                           | 0410-0034 |
| SMR 560 06-07                           | 0410-0034 |
| LC4 600 91-92                           | 0410-0034 |
| COMP LIMITED 620 97                     | 0410-0034 |
| COMP. 620 94-99                         | 0410-0034 |
| EGS 620 94-97                           | 0410-0034 |
| EGS-E 620 97                            | 0410-0034 |
| EXC 620 94-95                           | 0410-0034 |
| LC4 620 97-98                           | 0410-0034 |
| RXC 620 95-97                           | 0410-0034 |
| LC4 SUPER MOTO 620 98-99                | 0410-0034 |
| SX 620 97-99                            | 0410-0034 |
| SXC 620 97                              | 0410-0034 |
| TXC 620 98                              | 0410-0034 |
| SMC 625 04-06                           | 0410-0034 |
| SXC 625 03-05                           | 0410-0034 |
| ADVENTURE 640 98-07                     | 0410-0034 |
| 640 LC4 ENDURO 02-04                    | 0410-0034 |
| LC4 640 98-05                           | 0410-0034 |
| 640 LC4 SUPERMOTO 99-05                 | 0410-0034 |
| 660 RALLYE 01-05                        | 0410-0034 |
| 660 RALLY FACTORY REPL. 06-07           | 0410-0034 |
| ENDURO 690 2008                         | 0410-0034 |
| ENDURO R 690 09-21                      | 0410-0034 |
| RALLYE 690 FACTORY REPLICAS 2008 - 2009 | 0410-0034 |
| SMC 690 09-10                           | 0410-0034 |
| SMC R 690 19-21                         | 0410-0034 |
| SUPERMOTO 690 07                        | 0410-0034 |
| ADVENTURE 790 19-20                     | 0410-0336 |
| ADVENTURE R 790 20                      | 0410-0336 |
| ADVENTURE 890 21-22                     | 0410-0336 |
| ADVENTURE R 890 21                      | 0410-0336 |

| STEERING STEM BEARING KITS (CON'T) |           |
|------------------------------------|-----------|
| MAKE/MODEL/YEAR                    | PART #    |
| <b>KTM (CON'T)</b>                 |           |
| ADVENTURER 890 R 21-22             | 0410-0336 |
| ADVENTURE 890 R RALLY 21           | 0410-0336 |
| ADVENTURE 950 03-06                | 0410-0034 |
| SUPER ENDURO 950 07                | 0410-0034 |
| SUPERMOTO 950 05-07                | 0410-0034 |
| ADVENTURE 990 07-13                | 0410-0034 |
| SUPERMOTO 990 10-11                | 0410-0034 |
| ADVENTURE R 1090 17-18             | 0410-0336 |
| ADVENTURE 1190 14-16               | 0410-0034 |
| 1290 SUPER ADVENTURE 15-16         | 0410-0034 |
| SUPER ADVENTURE R 1290 17-20       | 0410-0336 |
| SUPER ADVENTURE S 1290 18-20       | 0410-0336 |
| SUPER ADVENTURE T 1290 2017        | 0410-0034 |
| <b>MONTESA</b>                     |           |
| 315R 00-04                         | 0410-0029 |
| 4RT 05-07                          | 0410-0029 |
| RIEJU ( GAS GAS)                   |           |
| MR RACING 250 21                   | 0410-0165 |
| MR RANGER 300 21                   | 0410-0165 |
| <b>SHERCO</b>                      |           |
| ENDURO 50 04-18                    | 0410-0030 |
| SM R 500 20-21                     | 0410-0030 |
| SM RS 50 20-21                     | 0410-0030 |
| ENDURO 50 2004 - 2018              | 0410-0030 |
| TRIALS 0.80 04-13                  | 0410-0039 |
| 125-ST TRIALS 15-18                | 0410-0039 |
| 125-ST TRIALS FACTORY 16           | 0410-0039 |
| ST 125 FACTORY 21                  | 0410-0039 |
| ST 125 RACING 21                   | 0410-0039 |
| SE FACTORY 21-22                   | 0410-0032 |
| SE-R 125 18-21                     | 0410-0032 |
| SE-R 125 SIX DAYS 18               | 0410-0032 |
| SM 125 FACTORY 21                  | 0410-0032 |
| TRIALS 1.25 99-14                  | 0410-0039 |
| X-RIDE 1.25 2014                   | 0410-0030 |
| X-RIDE 125 2012                    | 0410-0030 |
| XY 125 4T 14                       | 0410-0039 |
| TRIALS 2.0 99-09                   | 0410-0039 |
| 250-ST TRIALS FACTORY 16           | 0410-0039 |
| 250-ST TRIALS 15-18                | 0410-0039 |
| ENDURO 2.5I 08                     | 0410-0032 |
| SE 2.5I-F 09-13                    | 0410-0032 |
| SE 2.5I-F RACING 13                | 0410-0032 |
| SE 2.5I-FR 11                      | 0410-0032 |
| SE 250 2013                        | 0410-0032 |
| SE 250I-R 12                       | 0410-0032 |
| SE F-R 250 14-18                   | 0410-0032 |
| SE F-R 250 FACTORY 16-21           | 0410-0032 |
| SE F-R 250 SIX DAYS 2018           | 0410-0032 |
| SE-R 250 14-22                     | 0410-0032 |
| SE-R 250 FACTORY 16-21             | 0410-0032 |
| SE-R 250 SIX DAYS 18               | 0410-0032 |
| ST 250 FACTORY 21                  | 0410-0039 |
| ST 250 RACING 21                   | 0410-0039 |
| SX 2.5I-F 10                       | 0410-0032 |
| TRIALS 2.5 99-14                   | 0410-0039 |
| 290-ST TRIALS 15                   | 0410-0039 |
| 300-ST TRIALS 15-18                | 0410-0039 |
| 300-ST TRIALS FACTORY 16           | 0410-0039 |
| TRIALS 2.9 99-13                   | 0410-0039 |
| TRIALS 3.0 13-14                   | 0410-0039 |
| TRIALS 3.0 FACTORY 14              | 0410-0039 |
| X-RIDE 2.9 2012                    | 0410-0030 |
| X-RIDE 2.90 2014                   | 0410-0030 |
| SE 3.0I-F 10-13                    | 0410-0032 |

| STEERING STEM BEARING KITS (CON'T) |           |
|------------------------------------|-----------|
| MAKE/MODEL/YEAR                    | PART #    |
| <b>SHERCO (CON'T)</b>              |           |
| SE 3.0I-F RACING 13                | 0410-0032 |
| SE 3.0I-FR 11                      | 0410-0032 |
| SE 300 13                          | 0410-0032 |
| SE 300I-R 12                       | 0410-0032 |
| SE F-R 300 14-18                   | 0410-0032 |
| SE F-R 300 FACTORY 16-21           | 0410-0032 |
| SE F-R 300 SIX DAYS 18             | 0410-0032 |
| SE-R 300 14-19                     | 0410-0032 |
| SE-R 300 FACTORY 16-18             | 0410-0032 |
| SE-R 300 SIX DAYS 18               | 0410-0032 |
| ST 300 FACTORY 21                  | 0410-0039 |
| ST 300 FACTORY REPLICA 21          | 0410-0039 |
| ST 300 RACING 21                   | 0410-0039 |
| TRIALS 3.2 4T 07-10                | 0410-0039 |
| ENDURO 4.5I 04-08                  | 0410-0032 |
| ENDURO 4.5I FACTORY RACING 07      | 0410-0032 |
| SE 4.5I-F 09                       | 0410-0032 |
| SE 4.5I-FR 10-11                   | 0410-0032 |
| SE 450I-R 12-13                    | 0410-0032 |
| SE F-R 450 15-21                   | 0410-0032 |
| SE F-R 450 FACTORY 16-21           | 0410-0032 |
| SE F-R 450 SIX DAYS 18             | 0410-0032 |
| SUPERMOTARD 4.5I 04-08             | 0410-0032 |
| SEF500 FACTORY 21                  | 0410-0032 |
| SM 500 FACTORY 21                  | 0410-0032 |
| ENDURO 5.1I 07-08                  | 0410-0032 |
| ENDURO 5.1I FACTORY RACING 07      | 0410-0032 |
| SE 5.1I-F 09                       | 0410-0032 |
| SE 5.1I-FR 10-11                   | 0410-0032 |
| SE 510I-R 12-13                    | 0410-0032 |
| SUPERMOTARD 5.1I 07-08             | 0410-0032 |
| <b>SUZUKI (CON'T)</b>              |           |
| DR-Z 50 19-22                      | 0410-0014 |
| RM50 78-80                         | 0410-0014 |
| RM60 79-83                         | 0410-0014 |
| RM60 03                            | 0410-0038 |
| RM65 03-05                         | 0410-0030 |
| DR-Z 70 08-19                      | 0410-0014 |
| TS75 75-77                         | 0410-0014 |
| D580 78-00                         | 0410-0014 |
| JR80 01-04                         | 0410-0014 |
| RM80 77-85                         | 0410-0014 |
| RM80 90-01                         | 0410-0023 |
| RM85 02-22                         | 0410-0023 |
| RM85L 03-16                        | 0410-0023 |
| RV90 72-77                         | 0410-0014 |
| DR100 83-90                        | 0410-0014 |
| D5100 78-81                        | 0410-0014 |
| RM100 1979 - 1981                  | 0410-0042 |
| RM100 03                           | 0410-0030 |
| SP100 83                           | 0410-0014 |
| TS100 73-81                        | 0410-0014 |
| DRZ110 03-06                       | 0410-0038 |
| DR125 82-84                        | 0410-0014 |
| DR125 86-88                        | 0410-0164 |
| DR125SE 94-02                      | 0410-0022 |
| DR-Z125 03-21                      | 0410-0023 |
| DR-Z125L 03-21                     | 0410-0023 |
| D5125 79-81                        | 0410-0014 |
| RM125 1979 - 1980                  | 0410-0042 |
| RM125 81-86                        | 0410-0164 |
| RM125 88                           | 0410-0022 |
| RM125 89-90                        | 0410-0032 |
| RM125 91-92                        | 0410-0020 |
| RM125 93-04                        | 0410-0027 |
| RM125 05-08                        | 0410-0056 |
| RV 125 (EURO) 03-10                | 0410-0022 |
| RV125 74-77                        | 0410-0014 |
| SP125 82-88                        | 0410-0164 |

| STEERING STEM BEARING KITS (CON'T)      |           |
|---|-----------|
| MAKE/MODEL/YEAR                         | PART #    |
| <b>SUZUKI (CON'T)</b>                   |           |
| TC125 73-77                             | 0410-0014 |
| TF125 (NZ AU) 1979 - 2011               | 0410-0014 |
| TM125 73-75                             | 0410-0014 |
| TS125 73-81                             | 0410-0014 |
| PE175 80-84                             | 0410-0022 |
| RS175 80-82                             | 0410-0022 |
| DS185 78-80                             | 0410-0014 |
| TC185 74-77                             | 0410-0014 |
| DR200 S 2018 - 2020                     | 0410-0022 |
| DR200 SE 96-17                          | 0410-0022 |
| SP200 86-88                             | 0410-0164 |
| DR250 82-85                             | 0410-0164 |
| DR250 90-93                             | 0410-0022 |
| DR250S 90-95                            | 0410-0022 |
| DRZ250 CA MODEL CV CARB 01-07           | 0410-0027 |
| DRZ250 NON CA MODELS PUMPER CARB 01-07  | 0410-0027 |
| PE250 80-81                             | 0410-0022 |
| RL250 74-75                             | 0410-0014 |
| RM250 81-86                             | 0410-0164 |
| RM250 88                                | 0410-0022 |
| RM250 89-90                             | 0410-0032 |
| RM250 91-92                             | 0410-0020 |
| RM250 93-04                             | 0410-0027 |
| RM250 05-08                             | 0410-0056 |
| RMX250 89-90                            | 0410-0032 |
| RMX250 91-92                            | 0410-0020 |
| RMX250 93-99                            | 0410-0027 |
| RMZ250 04-06                            | 0410-0031 |
| RMZ250 07                               | 0410-0027 |
| RMZ250 08-22                            | 0410-0106 |
| RS250 80-81                             | 0410-0022 |
| SP250 82-85                             | 0410-0164 |
| DR350 90-99                             | 0410-0022 |
| DR350SE 90-99                           | 0410-0022 |
| DR400 80                                | 0410-0022 |
| DRZ400E 00-03                           | 0410-0027 |
| DRZ400E CA MODEL CV CARB 04-07          | 0410-0027 |
| DRZ400E NON CA MODELS PUMPER CARB 04-07 | 0410-0027 |
| DRZ400K 00-03                           | 0410-0027 |
| DRZ400S 00-22                           | 0410-0027 |
| DRZ400SM 05-22                          | 0410-0027 |
| PE400 80-81                             | 0410-0022 |
| RMX450 10-19                            | 0410-0106 |
| RMX450Z 17                              | 0410-0106 |
| RMZ450 05-07                            | 0410-0056 |
| RMZ450 08-22                            | 0410-0106 |
| RM465 81-82                             | 0410-0164 |
| DR500 81-83                             | 0410-0022 |
| RM500 83-84                             | 0410-0164 |
| SP500 81-83                             | 0410-0022 |
| SP600 85                                | 0410-0164 |
| DR650RS (EURO) 90-96                    | 0410-0022 |
| DR650SE 90-91                           | 0410-0164 |
| DR650SE 92-95                           | 0410-0022 |
| DR650SE 96-20                           | 0410-0027 |
| XF650 FREEWIND (EURO) 97-01             | 0410-0027 |
| <b>TM</b>                               |           |
| MX 85 06-09                             | 0410-0030 |
| EN 125 96-97                            | 0410-0030 |
| EN 125 1998 - 2001                      | 0410-0336 |
| EN 125 02-11                            | 0410-0026 |
| MX 125 96-97                            | 0410-0030 |
| MX 125 1998 - 2001                      | 0410-0336 |
| MX 125 02-11                            | 0410-0026 |
| SMR 125 09                              | 0410-0026 |
| SMX 125 05-08                           | 0410-0026 |
| EN 144 08-11                            | 0410-0026 |
| MX 144 08-11                            | 0410-0026 |
| EN 250 96-97                            | 0410-0030 |
| EN 250 1998 - 2001                      | 0410-0336 |



**STEERING STEM BEARING KITS (CON'T)**

| MAKE/MODEL/YEAR    | PART #    |
|--------------------|-----------|
| <b>TM (CON'T)</b>  |           |
| EN 250 02-11       | 0410-0026 |
| EN 250F 02-11      | 0410-0026 |
| MX 250 96-97       | 0410-0030 |
| MX 250 1998 - 2001 | 0410-0336 |
| MX 250 02-11       | 0410-0026 |
| MX 250F 02-11      | 0410-0026 |
| EN 300 97          | 0410-0030 |
| EN 300 1998 - 2001 | 0410-0336 |
| EN 300 02-11       | 0410-0026 |
| MX 300 97          | 0410-0030 |
| MX 300 1998 - 2001 | 0410-0336 |
| MX 300 02-11       | 0410-0026 |
| EN 400F 02-03      | 0410-0026 |
| MX 400F 02-03      | 0410-0026 |
| EN 450F 04-11      | 0410-0026 |
| MX 450F 04-11      | 0410-0026 |
| SM 450F 08         | 0410-0026 |
| SMR 450F 09        | 0410-0026 |
| SMX 450F 05-07     | 0410-0026 |
| EN 530F 02-11      | 0410-0026 |
| MX 530F 02-11      | 0410-0026 |
| SMR 530F 08-09     | 0410-0026 |
| SMX 660 06-07      | 0410-0026 |
| SMX 660F 08-09     | 0410-0026 |
| SMX 660S 05        | 0410-0026 |
| <b>YAMAHA</b>      |           |
| DT50 88-90         | 0410-0024 |
| PW50 81-21         | 0410-0293 |
| TTR50 06-23        | 0410-0024 |
| YZ50 80            | 0410-0024 |
| YZ60 81-83         | 0410-0024 |
| YZ65 18-23         | 0410-0030 |
| BW80 86-90         | 0410-0024 |
| DT80 81-83         | 0410-0024 |
| GT80 73-80         | 0410-0024 |
| LB80 76-78         | 0410-0024 |

**STEERING STEM BEARING KITS (CON'T)**

| MAKE/MODEL/YEAR           | PART #    |
|---------------------------|-----------|
| <b>YAMAHA (CON'T)</b>     |           |
| MX80 80-82                | 0410-0024 |
| PW80 83-06                | 0410-0024 |
| TY80 74-75                | 0410-0024 |
| YZ80 74-83                | 0410-0024 |
| YZ80 84-92                | 0410-0036 |
| YZ80 93-01                | 0410-0030 |
| YZ85 02-23                | 0410-0030 |
| YZ85LW 22-23              | 0410-0030 |
| TTR90 00-08               | 0410-0024 |
| DT100 74-83               | 0410-0024 |
| MX100 74-83               | 0410-0024 |
| RT100 90-00               | 0410-0024 |
| YZ100 76-81               | 0410-0024 |
| YZ100 82-83               | 0410-0022 |
| TTR110 08-22              | 0410-0036 |
| DT X 125 (EURO) 05-06     | 0410-0022 |
| DT125 74-81               | 0410-0024 |
| DT125 (EURO) 05-06        | 0410-0022 |
| IT125 80-81               | 0410-0024 |
| MX125 74-76               | 0410-0024 |
| TT125 00                  | 0410-0036 |
| TTR125 DRUM BRAKE 00-03   | 0410-0036 |
| TTR125E DRUM BRAKE 03-09  | 0410-0036 |
| TTR125L DISC BRAKE 00-08  | 0410-0036 |
| TTR125LE DISC BRAKE 03-22 | 0410-0036 |
| XT125 82-83               | 0410-0024 |
| XTZ 125 (SA) 03-10        | 0410-0036 |
| YZ125 74-76               | 0410-0024 |
| YZ125 77-86               | 0410-0022 |
| YZ125 87-95               | 0410-0032 |
| YZ125 96-23               | 0410-0020 |
| YZ125X 20-23              | 0410-0020 |
| DT175 74-81               | 0410-0024 |

**STEERING STEM BEARING KITS (CON'T)**

| MAKE/MODEL/YEAR         | PART #    |
|-------------------------|-----------|
| <b>YAMAHA (CON'T)</b>   |           |
| IT175 77-83             | 0410-0022 |
| MX175 74-81             | 0410-0024 |
| TY175 75-76             | 0410-0024 |
| YZ175 76                | 0410-0024 |
| RT180 90-98             | 0410-0024 |
| AG200 84-06             | 0410-0024 |
| BW200 85-88             | 0410-0024 |
| IT200 84-86             | 0410-0022 |
| TW200 TRAILWAY 87-22    | 0410-0024 |
| WR200 92                | 0410-0032 |
| XT200 82-83             | 0410-0024 |
| TTR230 05-22            | 0410-0022 |
| DT250 72-79             | 0410-0024 |
| IT250 77-83             | 0410-0022 |
| MX250 73-75             | 0410-0024 |
| TT250 80-82             | 0410-0024 |
| TTR250 99-06            | 0410-0032 |
| TY250 74-77             | 0410-0024 |
| WR250 91-97             | 0410-0032 |
| WR250F 01-21            | 0410-0020 |
| WR250R DUAL SPORT 08-20 | 0410-0020 |
| WR250X SUPERMOTO 08-11  | 0410-0020 |
| XT250 80-83             | 0410-0024 |
| XT250 84                | 0410-0022 |
| XT250 08-23             | 0410-0030 |
| XTZ 250 (SA) 07-12      | 0410-0022 |
| YZ250 74-76             | 0410-0024 |
| YZ250 77-87             | 0410-0022 |
| YZ250 88-95             | 0410-0032 |
| YZ250 96-23             | 0410-0020 |
| YZ250F 01-23            | 0410-0020 |
| YZ250FX 15-23           | 0410-0020 |
| YZ250X 16-23            | 0410-0020 |
| TT350 86-87             | 0410-0022 |
| TY350 85-86             | 0410-0030 |

**STEERING STEM BEARING KITS (CON'T)**

| MAKE/MODEL/YEAR       | PART #    |
|-----------------------|-----------|
| <b>YAMAHA (CON'T)</b> |           |
| XT350 85-00           | 0410-0022 |
| DT 360 73-74          | 0410-0024 |
| MX 360 74             | 0410-0024 |
| RT 360 70-73          | 0410-0024 |
| DT400 75-78           | 0410-0024 |
| IT400 76              | 0410-0024 |
| IT400 77-79           | 0410-0022 |
| MX400 75              | 0410-0024 |
| WR400F 98-00          | 0410-0020 |
| YZ400 76              | 0410-0024 |
| YZ400 77-79           | 0410-0022 |
| YZ400F 98-99          | 0410-0020 |
| IT425 80              | 0410-0022 |
| WR426F 01-02          | 0410-0020 |
| YZ426F 00-02          | 0410-0020 |
| WR450F 03-21          | 0410-0020 |
| YZ450F 03-22          | 0410-0020 |
| YZ450FX 16-22         | 0410-0020 |
| IT465 81-82           | 0410-0022 |
| YZ465 80-81           | 0410-0022 |
| IT490 83-84           | 0410-0022 |
| YZ490 82-90           | 0410-0022 |
| SC500 73-74           | 0410-0024 |
| TT500 76-81           | 0410-0024 |
| WR500 92-93           | 0410-0032 |
| XT500 76-82           | 0410-0024 |
| XT550 82-83           | 0410-0022 |
| TT600 83-86           | 0410-0022 |
| XT600 84-95           | 0410-0022 |
| XT600 (SA) 96-02      | 0410-0022 |
| XT600E (EURO) 96-02   | 0410-0022 |



RACHEL GUTISH

APPAREL

 HELMETS &  
GOGGLES

 RIDER  
ARMOR

OUTERWEAR

YOUTH

 LUGGAGE &  
PACKS

 BIKE  
BODY

 BIKE  
CONTROLS

 BIKE  
SUSPENSION

 BIKE  
BRAKING

 BIKE  
DRIVE

 BIKE  
BEARINGS

 BIKE  
ENGINE

 BIKE  
ELECTRICAL

 BIKE  
EXHAUST

 BIKE  
WHEELS

BICYCLE


 GARAGE  
& PROMO

 SIZING  
CHART

**SWINGARM BEARING KITS**

\$23<sup>95</sup> - \$75<sup>95</sup>

- 52100 bearing steel is used in these rebuild kits for motocross, off-road, and dual purpose bikes
- Kits include all the bearings, seals, shafts, and spacers required for a complete rebuild
- Expansive application chart covers bikes from the 70's to the present



| SWINGARM BEARING KITS    |           |
|--------------------------|-----------|
| MAKE/MODEL/YEAR          | PART #    |
| <b>BETA</b>              |           |
| RR 2T 125 19-23          | 1302-0050 |
| RR 2T 125 RACE 21-23     | 1302-0050 |
| EVO 2T 125 09-23         | 1302-0675 |
| EVO 2T 200 09-23         | 1302-0675 |
| RR 2T 200 19-23          | 1302-0050 |
| RR 2T 200 FACTORY 22     | 1302-0050 |
| RR 2T 200 RACE 21-23     | 1302-0050 |
| EVO 2T 250 09-23         | 1302-0675 |
| EVO 2T 250 FACTORY 22    | 1302-0675 |
| RR 2T 250 13-23          | 1302-0050 |
| RR 2T 250 RACE 22        | 1302-0050 |
| RR 4T 250 05-07          | 1302-0050 |
| EVO 4T 250 09-18         | 1302-0675 |
| EVO 2T 290 09-11         | 1302-0675 |
| EVO 2T 300 12-23         | 1302-0675 |
| EVO 2T 300 FACTORY 22    | 1302-0675 |
| RX 2T 300 21-23          | 1302-0050 |
| EVO 2T SS 300 18         | 1302-0675 |
| EVO 4T 300 09-23         | 1302-0675 |
| EVO 4T 300 FACTORY 22-23 | 1302-0675 |
| RR 2T 300 13-23          | 1302-0050 |
| RR 2T 300 RACE 22-23     | 1302-0050 |
| XTRAINER 300 15-23       | 1302-0050 |
| RR 4T 350 11-21,23       | 1302-0050 |
| RR 4T 350 RACE 22-23     | 1302-0050 |
| RR-S 4T 350 17-23        | 1302-0050 |
| RR 4T 390 15-21,23       | 1302-0050 |
| RR-S 4T 390 17-23        | 1302-0050 |
| RS 4T 390 15-16          | 1302-0050 |
| RR 4T 400 05-14          | 1302-0050 |
| RS 4T 400 14             | 1302-0050 |
| RR 4T 430 15-21,23       | 1302-0050 |
| RR-S 4T 430 17-23        | 1302-0050 |
| RR 4T 430 RACE 22-23     | 1302-0050 |
| RS 4T 430 15-16          | 1302-0050 |
| RR 4T 498 12-14          | 1302-0050 |
| RR-S 4T 500 17-23        | 1302-0050 |
| RS 4T 500 15-16          | 1302-0050 |
| RR 4T 520 10-11          | 1302-0050 |
| RS 4T 520 14             | 1302-0050 |
| RR 4T 525 05-09          | 1302-0050 |
| <b>GAS GAS</b>           |           |
| MC E5 21                 | 1302-0175 |
| MC50 21-23               | 1302-0175 |
| MC65 21-23               | 1302-0175 |
| MC 85 16/18 WHEEL 21     | A28-1087  |
| MC 125 21-23             | 1302-0050 |
| EC/XC 200 18-19          | 1302-0671 |
| EC/XC 250 18-23          | 1302-0671 |
| EC250 SIX DAYS 19        | 1302-0671 |
| EC/XC300 18-19, 21-23    | 1302-0671 |
| EC300 SIX DAYS 19        | 1302-0671 |
| <b>HONDA</b>             |           |
| CRF50F 04 - 23           | 1302-0151 |
| XR50R 00 - 03            | 1302-0151 |

| SWINGARM BEARING KITS (CON'T) |           |
|-------------------------------|-----------|
| MAKE/MODEL/YEAR               | PART #    |
| <b>HONDA (CON'T)</b>          |           |
| Z-50 73 - 78                  | 1302-0151 |
| Z-50R 79 - 99                 | 1302-0151 |
| Z-50RD 86                     | 1302-0151 |
| CRF70F 04 - 12                | 1302-0151 |
| XR70R 97 - 03                 | 1302-0151 |
| CR80R/RB 00 - 02              | A28-1019  |
| CRF80F 04 - 13                | A28-1090  |
| XL80S 80 - 85                 | A28-1090  |
| XR80 79 - 84                  | A28-1090  |
| XR80R 85 - 03                 | A28-1090  |
| CR85R 6 RB 03 - 07            | A28-1019  |
| CRF100F 04 - 13               | A28-1090  |
| XR100R 85 - 00                | A28-1090  |
| XR100R 01 - 03                | A28-1090  |
| CR125R 82 - 84                | 1302-0359 |
| CR125R 85                     | A28-1013  |
| CR125R 87 - 88                | A28-1013  |
| CR125R 89                     | A28-1030  |
| CR125R 91 - 92                | A28-1030  |
| CR125R 93                     | A28-1041  |
| CR125R 94 - 95                | A28-1041  |
| CR125R 96                     | A28-1041  |
| CR125R 97                     | A28-1041  |
| CR125R 98 - 99                | A28-1041  |
| CR125R 00 - 01                | A28-1041  |
| CR125R 02 - 07                | A28-1040  |
| CRF125F 14-23                 | 1302-0620 |
| CRF125FB 14-23                | 1302-0620 |
| CRF150 F 03-17                | 1302-0655 |
| CRF150 R 14-23                | A28-1019  |
| CRF150FB 14-23                | A28-1019  |
| CRF230F 03-19                 | 1302-0655 |
| CRF250F 19-23                 | 1302-0672 |
| CR250R 82 - 84                | 1302-0359 |
| CR250R 85                     | A28-1013  |
| CR250R 87                     | A28-1013  |
| CR250R 88 - 91                | A28-1030  |
| CR250R 92 - 01                | A28-1039  |
| CR250R 02 - 07                | A28-1037  |
| CRF250R 04 - 09               | 1302-0057 |
| CRF250R 10 - 13               | 1302-0058 |
| CRF250R 18-19                 | 1302-0650 |
| CRF250R 20-23                 | 1302-0673 |
| CRF250RX 19                   | 1302-0650 |
| CRF250RX 20-23                | 1302-0673 |
| CRF250R/RX 20-23              | 1302-0673 |
| CRF250X 04 - 17               | 1302-0057 |
| CRF300L 21-22                 | 1302-0477 |
| CRF300L ABS 21-22             | 1302-0477 |
| CRF300LR 21-22                | 1302-0477 |
| CRF300LR ABS 21-22            | 1302-0477 |
| CRF450R 02 - 04               | A28-1037  |
| CRF450R 05 - 12               | 1302-0058 |
| CRF450R 17 - 18               | 1302-0650 |
| CRF450R 19-23                 | 1302-0673 |
| CRF450RX 17-18                | 1302-0650 |
| CRF450RX 17-18                | 1302-0650 |
| CRF450RWE 19-23               | 1302-0673 |
| CRF450RX 19-23                | 1302-0673 |
| CRF450RL 21-23                | 1302-0650 |
| CRF450L 19-20                 | 1302-0650 |
| CRF450X 05 - 17               | 1302-0058 |
| CRF450X 19-23                 | 1302-0650 |
| CRF450R 19-23                 | 1302-0673 |

| SWINGARM BEARING KITS (CON'T) |           |
|-------------------------------|-----------|
| MAKE/MODEL/YEAR               | PART #    |
| <b>HONDA (CON'T)</b>          |           |
| CRF450RWE 19-23               | 1302-0673 |
| CRF450RX 19-23                | 1302-0673 |
| CR480R 82 - 83                | 1302-0359 |
| CR500R 84                     | 1302-0359 |
| CR500R 85                     | A28-1013  |
| CR500R 87 - 88                | A28-1013  |
| CR500R 89 - 01                | A28-1030  |
| XR650L 93-22                  | 1302-0656 |
| AFRICA TWIN                   |           |
| CRF1000 16-19                 | 1302-0750 |
| AFRICA TWIN                   |           |
| CRF1100 20-21                 | 1302-0750 |
| <b>HUSABERG</b>               |           |
| FE250 13 - 14                 | 1302-0158 |
| TE250 11 - 14                 | 1302-0158 |
| TE300 11 - 14                 | 1302-0158 |
| FE350 13 - 14                 | 1302-0158 |
| 390FE 10 - 11                 | 1302-0050 |
| 450FE 09 - 11                 | 1302-0050 |
| 450FX 10 - 11                 | 1302-0050 |
| FE501 13                      | 1302-0158 |
| FE501 14                      | 1302-0050 |
| 570FE 09 - 11                 | 1302-0050 |
| 570FS 10 - 11                 | 1302-0050 |
| <b>HUSQVARNA</b>              |           |
| TC50 18-23                    | 1302-0175 |
| EE 5 20-21                    | 1302-0175 |
| CR65 12                       | 1302-0175 |
| TC65 18-23                    | 1302-0175 |
| TC85 14-23                    | A28-1087  |
| TC85 BW 19-23                 | A28-1087  |
| CR125 93 - 08                 | 1302-0174 |
| CR125 09 - 13                 | 1302-0290 |
| SM125 98                      | 1302-0174 |
| TC125 14-15                   | 1302-0158 |
| TC125 16-23                   | 1302-0050 |
| TE125 15-16                   | 1302-0158 |
| WR125 96 - 08                 | 1302-0174 |
| WR125 09 - 13                 | 1302-0290 |
| WRE125 95                     | 1302-0174 |
| WXC-WXE 125 94 - 96           | 1302-0174 |
| TE150 17-23                   | 1302-0050 |
| TE 150I 20-22                 | 1302-0050 |
| CR250 93 - 04                 | 1302-0174 |
| FC250 14-15                   | 1302-0158 |
| FC250 16-23                   | 1302-0050 |
| FE250 14-16                   | 1302-0158 |
| FE250 17-20                   | 1302-0050 |
| TC250 03 - 07                 | 1302-0174 |
| TC250 08 - 13                 | 1302-0290 |
| TC250 14-16                   | 1302-0158 |
| TC250 17-20                   | 1302-0050 |
| TC250 21-22                   | 1302-0050 |
| TE250 03 - 07                 | 1302-0174 |
| TE250 08 - 13                 | 1302-0290 |
| TE250 14-16                   | 1302-0158 |
| TE250 17-19                   | 1302-0050 |
| TE250I 18-23                  | 1302-0050 |
| TXC250 08 - 13                | 1302-0290 |
| WR250 96 - 13                 | 1302-0174 |
| WXC-WXE 250 93 - 95           | 1302-0174 |
| TE300 14-16                   | 1302-0158 |
| TE300 17-23                   | 1302-0050 |
| TE300 I 19-23                 | 1302-0050 |
| TX300 17-19                   | 1302-0050 |
| TX300 I 20-23                 | 1302-0050 |
| WR300 08 - 13                 | 1302-0174 |
| TE310 09 - 13                 | 1302-0290 |
| TXC310 12 - 13                | 1302-0290 |
| FC350 14-15                   | 1302-0158 |
| FC350 16-23                   | 1302-0050 |
| FE350 14-16                   | 1302-0158 |
| FE350 17-23                   | 1302-0050 |
| FE350 S 15-16                 | 1302-0158 |
| FE 350S 20-23                 | 1302-0050 |
| FX350 17-23                   | 1302-0050 |

| SWINGARM BEARING KITS (CON'T) |           |
|-------------------------------|-----------|
| MAKE/MODEL/YEAR               | PART #    |
| <b>HUSQVARNA (CON'T)</b>      |           |
| WR360 96 - 02                 | 1302-0174 |
| WXC-WXE 360 93 - 95           | 1302-0174 |
| SM400R 04                     | 1302-0174 |
| FC450 14-23                   | 1302-0050 |
| FC450 ROCKSTAR EDITION 18-23  | 1302-0050 |
| FE450 14-23                   | 1302-0050 |
| FS450 18-21                   | 1302-0050 |
| FX450 17-23                   | 1302-0050 |
| SM450 10                      | 1302-0290 |
| SM450R 03 - 07                | 1302-0174 |
| SM450R 08 - 09                | 1302-0290 |
| TC450 03 - 07                 | 1302-0174 |
| TC450 08 - 10                 | 1302-0290 |
| TE450 03 - 07                 | 1302-0174 |
| TE450 08 - 10                 | 1302-0290 |
| TXC450 08 - 10                | 1302-0290 |
| FE501 14-23                   | 1302-0050 |
| FE501S 15-23                  | 1302-0050 |
| SM510 10                      | 1302-0290 |
| SM510R 05 - 07                | 1302-0174 |
| SM510R 08 - 09                | 1302-0290 |
| TC510 05 - 07                 | 1302-0174 |
| TC510 08 - 09                 | 1302-0290 |
| TE510 04 - 07                 | 1302-0174 |
| TE510 08 - 10                 | 1302-0290 |
| TXC510 08 - 10                | 1302-0290 |
| SM530R 09                     | 1302-0290 |
| 701 ENDURO 16-20              | 1302-0658 |
| 701 SUPERMOTO 18-20           | 1302-0658 |
| <b>KAWASAKI</b>               |           |
| KX60 83 - 03                  | A28-1067  |
| KX65 00 - 23                  | A28-1067  |
| KDX80 84 - 88                 | A28-1067  |
| KX80 83 - 00                  | A28-1067  |
| KX80 BIG WHEEL 92-94          | A28-1067  |
| KX85 01 - 23                  | A28-1067  |
| KX85 BIG WHEEL 01-18          | A28-1067  |
| KX100 98 - 21                 | A28-1067  |
| KLX110 02 - 23                | 1302-0178 |
| KLX110L 10 - 23               | 1302-0178 |
| KX112 22-23                   | A28-1067  |
| KX125 83                      | A28-1080  |
| KX125 86 - 91                 | A28-1080  |
| KX125 94 - 95                 | A28-1065  |
| KX125 99 - 05                 | A28-1044  |
| KLX140 08-20                  | 1302-0274 |
| KLX 140G 17-20                | 1302-0274 |
| KLX 140 L 08-22               | 1302-0274 |
| KDX200 89 - 94                | A28-1080  |
| KDX200 95 - 06                | A28-1064  |
| KDX220 97 - 05                | A28-1064  |
| KDX250 91 - 94                | A28-1080  |
| KLX250 94 - 96                | A28-1080  |
| KLX250S 06 - 14               | A28-1080  |
| KLX250SF 09 - 10              | A28-1080  |
| KLX250S 18-20                 | A28-1080  |
| KX250 83                      | A28-1080  |
| KX250 86 - 91                 | A28-1080  |
| KX250 94 - 95                 | A28-1065  |
| KX250 99 - 07                 | A28-1044  |
| KX250F 06 - 16                | 1302-0152 |
| KX250F 17-20                  | 1302-0651 |
| KX250 21-23                   | 1302-0651 |
| KX250X 21-23                  | 1302-0651 |
| KLX300(R) 97 - 23             | A28-1080  |
| KLX300 22-23                  | A28-1080  |
| KLX SM 21-23                  | A28-1080  |
| KLX400 03                     | A28-1047  |
| KLX450R 08 - 09               | 1302-0152 |
| KLX450R (AU) 18-19            | 1302-0152 |
| KX450F 06 - 15                | 1302-0152 |
| KX450 19-23                   | 1302-0651 |
| KX450X 21-23                  | 1302-0651 |



**SWINGARM BEARING KITS (CON'T)**

| MAKE/MODEL/YEAR         | PART #    |
|-------------------------|-----------|
| <b>KAWASAKI (CON'T)</b> |           |
| KX450 SR 22-23          | 1302-0651 |
| KX500 83                | A28-1080  |
| KX500 86-04             | A28-1080  |
| KL650 A (KLR) 87-07     | 1302-0154 |
| KL650 B (KLR) 90-91     | 1302-0154 |
| KL650 E (KLR) 08-18     | 1302-0154 |
| KLX650 C 93-96          | A28-1065  |
| KLX650D1 96             | A28-1065  |
| KLX650R 93-96           | A28-1065  |
| KLR 650                 |           |
| ADVENTURE 22            | 1302-0749 |
| <b>KTM</b>              |           |
| 50 SX5 11-14            | 1302-0175 |
| SX50 10-23              | 1302-0175 |
| SX-E 5 20-22            | 1302-0175 |
| JR ADV 50 01-03         | 1302-0155 |
| MINI ADV 50 97-99       | 1302-0155 |
| MINI ADV 50 00          | 1302-0155 |
| MINI ADV 50 02-07       | 1302-0155 |
| SR ADV 50 02-07         | 1302-0155 |
| SX 50 MINI 08           | 1302-0155 |
| SX50 MINI 09-23         | 1302-0175 |
| SX PRO JR 50 98-08      | 1302-0155 |
| SX PRO JR 50 09         | 1302-0175 |
| SX PRO SR 50 98-99      | 1302-0155 |
| SX PRO SR 50 02-03      | 1302-0155 |
| SX SR 50 00             | 1302-0155 |
| SXR PRO JR 50 97        | 1302-0155 |
| SXR PRO SR 50 97        | 1302-0155 |
| SX 60 98-00             | 1302-0175 |
| SX 65 09-23             | 1302-0175 |
| SXS 65 13-14            | 1302-0175 |
| KC 65 08-09             | 1302-0175 |
| SX 85 03-23             | A28-1087  |
| SX 85 BW 11-23          | A28-1087  |
| SXS 85 13-14            | A28-1087  |
| KC 85 08-09             | A28-1087  |
| SX 105 06-11            | A28-1087  |
| KC 105 08-09            | A28-1087  |
| EGS 125 93-97           | A28-1087  |
| EGS 125 98-99           | A28-1088  |
| EXC 125 93-97           | A28-1087  |
| EXC 125 98-03           | A28-1088  |
| EXC 125 04-09           | 1302-0158 |
| EXE 125 00-01           | A28-1088  |
| SX 125 93-97            | A28-1087  |
| SX 125 98-03            | A28-1088  |
| SX 125 04-15            | 1302-0158 |
| SX 125 16-23            | 1302-0050 |
| KC 125 21-23            | 1302-0050 |
| SXS 125 04              | 1302-0158 |
| SX 144 07-08            | 1302-0158 |
| SX 150 09-15            | 1302-0158 |
| SX 150 16-22            | 1302-0050 |
| KC 150 10-14            | 1302-0158 |
| KC-W 150 17-19          | 1302-0050 |
| KC-W 150 TPI 20-22      | 1302-0050 |
| EGS 200 98-99           | A28-1088  |
| EXC 200 98-03           | A28-1088  |
| EXC 200 04-05           | 1302-0158 |
| MXC 200 98-03           | A28-1088  |
| SX 200 00-03            | A28-1088  |
| SX 200 04               | 1302-0158 |
| KC 200 06-09            | 1302-0158 |
| KC-W 200 06-16          | 1302-0158 |
| EGS 250 94-95           | A28-1087  |
| EGS 250 96-99           | A28-1088  |
| EXC 250 94              | A28-1087  |
| EXC 250 95-03           | A28-1088  |
| EXC 250 04-05           | 1302-0158 |
| EXC-F 250 16-20         | 1302-0050 |
| EXC-G 250               |           |
| RACING 04-05            | 1302-0050 |
| FREERIDE 250 R 15-17    | A28-1087  |
| FREERIDE 250 F 19       | A28-1087  |
| MXC 250 98-01           | A28-1088  |
| SX 250 94-95            | A28-1087  |

**SWINGARM BEARING KITS (CON'T)**

| MAKE/MODEL/YEAR              | PART #    |
|------------------------------|-----------|
| <b>KTM (CON'T)</b>           |           |
| SX 250 96-02                 | A28-1088  |
| SX 250 03-16                 | 1302-0158 |
| SX250 16-22                  | 1302-0050 |
| SX-F 250 05-15               | 1302-0158 |
| SX-F 250 16-23               | 1302-0050 |
| 250 SX-F FACTORY EDITION 15  | 1302-0050 |
| SXS 250 01                   | A28-1088  |
| SXS 250 03-04                | 1302-0158 |
| KC 250 06-16                 | 1302-0158 |
| KC 250 17-19,23              | 1302-0050 |
| KC 250 TPI 20-22             | 1302-0050 |
| KC-F 250 07-09               | 1302-0158 |
| KC-F 250 11-15               | 1302-0158 |
| KC-F 250 16-23               | 1302-0050 |
| KC-F 250 TPI 18-22           | 1302-0050 |
| KC-FW 250 06-16              | 1302-0158 |
| KC-W 250 06-16               | 1302-0158 |
| KC-W 250 17-18               | 1302-0050 |
| KC-W 250 TPI 18-22           | 1302-0050 |
| EGS 300 94-95                | A28-1087  |
| EGS 300 96-99                | A28-1088  |
| EXC 300 94-95                | A28-1087  |
| EXC 300 96-03                | A28-1088  |
| EXC 300 04-05                | 1302-0158 |
| MXC 300 94                   | A28-1087  |
| MXC 300 95-03                | A28-1088  |
| MXC 300 04-05                | 1302-0158 |
| SX 300 94                    | A28-1087  |
| KC 300 06-16                 | 1302-0158 |
| KC 300 17-23                 | 1302-0050 |
| KC-W 300 06-16               | 1302-0158 |
| KC-W 300 17-18               | 1302-0050 |
| KC-W 300 TPI 19-22           | 1302-0050 |
| KC-W 300 SIX DAYS 15-16      | 1302-0158 |
| KC-W 300 SIX DAYS 17-18      | 1302-0050 |
| KC-W 300 TPI ERZBERGRODEO 20 | 1302-0050 |
| KC-W 300 SIX DAYS 20         | 1302-0050 |
| EXC-F 350 12-16              | 1302-0158 |
| EXC-F 350 17-23              | 1302-0050 |
| FREERIDE 350 (EURO) 15       | A28-1087  |
| LC4 350 94-95                | A28-1087  |
| SX-F 350 11-15               | 1302-0158 |
| SX-F 350 16-23               | 1302-0050 |
| KC-F 350 11-15               | 1302-0158 |
| KC-F 350 16-23               | 1302-0050 |
| KC-FW 350 20-22              | 1302-0050 |
| KC-FW 350 12-16              | 1302-0158 |
| KC-FW 350 SIX DAYS 15-16     | 1302-0158 |
| EGS 360 96-97                | A28-1088  |
| EXC 360 96-97                | A28-1088  |
| MXC 360 96-97                | A28-1088  |
| SX 360 96-97                 | A28-1088  |
| EGS 380 98-99                | A28-1088  |
| EXC 380 98-02                | A28-1088  |
| MXC 380 98-01                | A28-1088  |
| SX 380 98-02                 | A28-1088  |
| COMP. 400 95-99              | A28-1087  |
| DUKE 400 94-95               | A28-1087  |
| EGS 400 94-97                | A28-1087  |
| EGS-E 400 97                 | A28-1087  |
| EXC 400 94-96                | A28-1087  |
| EXC 400 00-02                | A28-1087  |
| EXC-G 400 04-06              | 1302-0050 |
| LC4 400 98-99                | A28-1087  |
| LC4-E 400 00-01              | A28-1087  |
| LSE 400 97                   | A28-1087  |
| MXC 400 01-02                | A28-1087  |
| RXC 400 95-98                | A28-1087  |
| SC 400 00                    | A28-1087  |
| SX 400 98-02                 | A28-1087  |
| SXC 400 97                   | A28-1087  |
| SXC 400 00                   | A28-1087  |

**SWINGARM BEARING KITS (CON'T)**

| MAKE/MODEL/YEAR                | PART #    |
|--------------------------------|-----------|
| <b>KTM (CON'T)</b>             |           |
| TXC 400 98                     | A28-1087  |
| KC-W 400 07-10                 | 1302-0050 |
| EXC 440 94-95                  | A28-1087  |
| MXC 440 94-95                  | A28-1087  |
| SX 440 94                      | A28-1087  |
| EXC 450 03                     | A28-1087  |
| EXC 450 04-23                  | 1302-0050 |
| EXC-F 450 SIX DAYS 17-23       | 1302-0050 |
| EXC-G 450 03-07                | 1302-0050 |
| EXC-R 450 08                   | 1302-0050 |
| MXC-G 450 03                   | A28-1087  |
| MXC-G 450 04-05                | 1302-0050 |
| SMR 450 05-07                  | 1302-0050 |
| SMS 450 03                     | A28-1087  |
| SMS 450 04                     | 1302-0050 |
| SX 450 03                      | A28-1087  |
| SX 450 04-06                   | 1302-0050 |
| SX-F 450 07-12                 | 1302-0158 |
| SX-F 450 13-23                 | 1302-0050 |
| 450 SX-F FACTORY EDITION 14-23 | 1302-0050 |
| SX-F 450 13-23                 | 1302-0050 |
| SXS 450 03                     | A28-1087  |
| SXS 450 04                     | A28-1088  |
| KC 450 04-07                   | 1302-0050 |
| KC-F 450 08-09                 | 1302-0158 |
| KC-F 450 13                    | 1302-0158 |
| KC-F 450 14-22                 | 1302-0050 |
| KCR-W 450 08                   | 1302-0050 |
| KC-W 450 SIX DAYS 10           | 1302-0050 |
| KC-W 450 07-16                 | 1302-0050 |
| EXC 500 12-16                  | 1302-0050 |
| EXC 500 SIX DAYS 17-23         | 1302-0050 |
| EXC-F 500 17-23                | 1302-0050 |
| KC-FW 500 20-22                | 1302-0050 |
| KC-W 500 12-16                 | 1302-0050 |
| SX-F 505 08                    | 1302-0158 |
| KC-F 505 08-09                 | 1302-0158 |
| EXC 520 00-02                  | A28-1087  |
| MXC 520 01-02                  | A28-1087  |
| SX 520 00-02                   | A28-1087  |
| EXC 525 03                     | A28-1087  |
| EXC 525 04-07                  | 1302-0050 |
| MXC-G 525 03                   | A28-1087  |
| MXC-G 525 04-05                | 1302-0050 |
| SMR 525 05                     | 1302-0050 |
| SX 525 03                      | A28-1087  |
| SX 525 04-06                   | 1302-0050 |
| KC 525 06-07                   | 1302-0050 |
| KC-W 525 07                    | 1302-0050 |
| EXC 530 09-11                  | 1302-0050 |
| EXC-R 530 08-09                | 1302-0050 |
| KCR-W 530 08                   | 1302-0050 |
| KC-W 530 09-11                 | 1302-0050 |
| MXC 550 94                     | A28-1087  |
| SMR 560 06-07                  | 1302-0050 |
| COMP LIMITED 620 97            | A28-1087  |
| COMP. 620 94-99                | A28-1087  |
| EGS 620 94-97                  | A28-1087  |
| EGS-E 620 97                   | A28-1087  |
| EXC 620 94-95                  | A28-1087  |
| LC4 620 97-98                  | A28-1087  |
| LC4 COMP 620 99                | A28-1087  |
| LC4 SUPER MOTO 620 99          | A28-1087  |
| RXC 620 95-97                  | A28-1087  |
| SUPER MOTO 620 98              | A28-1087  |
| SX 620 97-99                   | A28-1087  |
| SXC 620 997                    | A28-1087  |
| TXC 620 98                     | A28-1087  |
| SMC 625 06                     | A28-1087  |
| SXC 625 03-05                  | A28-1087  |
| ADVENTURE 640 98-00            | A28-1087  |
| ADVENTURE 640 03-07            | A28-1087  |

**SWINGARM BEARING KITS (CON'T)**

| MAKE/MODEL/YEAR                | PART #    |
|--------------------------------|-----------|
| <b>KTM (CON'T)</b>             |           |
| LC4 640 05                     | A28-1087  |
| SX 640 MOTO 640 99             | A28-1087  |
| 660 RALLYE FACTORY REPL. 06-07 | A28-1087  |
| ENDURO 690 08                  | 1302-0658 |
| ENDURO R 690 17-20             | 1302-0658 |
| ADVENTURE 790 19-20            | 1302-0050 |
| ANDVENTURE R 790 20            | 1302-0050 |
| ADVENTURE 890 21-22            | 1302-0050 |
| ADVENTURE R 890 21             | 1302-0050 |
| ADVENTURE R RALLY 890 21       | 1302-0050 |
| ADVENTURE 950 03-06            | 1302-0746 |
| ADVENTURE 990 07-13            | 1302-0746 |
| SUPER DUKE 990 05-08           | 1302-0746 |
| SUPER ENDURO 950 05-07         | 1302-0746 |
| SUPER MOTO 990 10-11           | 1302-0746 |
| ADVENTURE 1190 14-16           | 1302-0747 |
| ADVENTURE 1090 17-18           | 1302-0747 |
| RC 8 1190 09-15                | 1302-0747 |
| SUPER ADVENTURE 1290 15-16     | 1302-0747 |
| SUPER ADVENTURE R 1290 17-20   | 1302-0747 |
| SUPER ADVENTURE S 1290 18-20   | 1302-0747 |
| SUPER ADVENTURE T 1290 17      | 1302-0747 |
| SUPER DUKE GT 1290 17-19       | 1302-0747 |
| SUPER DUKE R 1290 14-21        | 1302-0747 |
| <b>RIEJU</b>                   |           |
| MR RACING 200 21-22            | 1302-0671 |
| MR RACING 250 21-22            | 1302-0671 |
| MR RACING 300 21-22            | 1302-0671 |
| <b>SHERCO</b>                  |           |
| SE 125 FACTORY 21-23           | 1302-0365 |
| SE-R 125 18-21                 | 1302-0365 |
| SM 125 FACTORY 21-23           | 1302-0365 |
| ST 125 FACTORY 21              | 1302-0365 |
| ST RACING 125 21               | 1302-0364 |
| TY 125 CLASSIC 21-23           | 1302-0364 |
| SC F-R 250 19                  | 1302-0365 |
| SC-R 250 19                    | 1302-0365 |
| SC F-R 250 FACTORY 18-19       | 1302-0365 |
| SE F-R 250 FACTORY 20-21       | 1302-0365 |
| SE-R 250 20-21                 | 1302-0365 |
| SE-R 250 FACTORY 20-23         | 1302-0365 |
| ST 250 FACTORY 21-22           | 1302-0364 |
| ST 250 RACING 21               | 1302-0364 |
| SC-F-R 300 19                  | 1302-0365 |
| SC-R 300 19                    | 1302-0365 |
| SE F-R 300 FACTORY 18-21       | 1302-0365 |
| SE F-R 300 17-21               | 1302-0365 |
| SE-R 300 FACTORY 19            | 1302-0365 |
| ST 300 FACTORY REPLICA 21      | 1302-0364 |
| ST 300 RACING 21               | 1302-0364 |
| SC F-R 450 19-20               | 1302-0365 |
| SE F-R 450 SIX DAYS 18         | 1302-0365 |
| SE-F-R 500 FACTORY 21          | 1302-0365 |
| SM 500 FACTORY 21              | 1302-0365 |
| <b>SUZUKI</b>                  |           |
| RM60 03                        | A28-1067  |
| RM65 03-05                     | A28-1067  |
| RM85 05-22                     | A28-1089  |
| RM85/L 03-16                   | A28-1089  |
| CONTINUED ON NEXT PAGE         |           |

- APPAREL
- HELMETS & GOGGLES
- RIDER ARMOR
- OUTERWEAR
- YOUTH
- LUGGAGE & PACKS
- BIKE BODY
- BIKE CONTROLS
- BIKE SUSPENSION
- BIKE BRAKING
- BIKE DRIVE
- BIKE BEARINGS
- BIKE ENGINE
- BIKE ELECTRICAL
- BIKE EXHAUST
- BIKE WHEELS
- BICYCLE
- GARAGE & PROMO
- SIZING CHART



| SWINGARM BEARING KITS (CON'T) |           |
|-------------------------------|-----------|
| MAKE/MODEL/YEAR               | PART #    |
| <b>SUZUKI (CON'T)</b>         |           |
| RM100 03                      | A28-1067  |
| DRZ110 03 - 06                | 1302-0178 |
| DR200S 18-20                  | 1302-0358 |
| RM125 81 - 88                 | A28-1008  |
| RM125 92 - 95                 | A28-1045  |
| RM125 96 - 08                 | A28-1047  |
| RM250 81 - 83                 | A28-1008  |
| RM250 89 - 95                 | A28-1045  |
| RM250 96 - 08                 | A28-1047  |
| RMX250 89 - 99                | A28-1045  |
| RMZ250 07 - 17                | A28-1047  |
| RMZ250 19-22                  | A28-1047  |
| DRZ400E 00 - 07               | A28-1047  |
| DRZ400K 00 - 03               | A28-1047  |
| DRZ400S 00 - 22               | A28-1047  |
| DRZ400SM 05 - 22              | A28-1047  |
| RMX450 10 - 11                | A28-1047  |
| RMX450Z 17                    | A28-1047  |
| RMZ450 05 - 17                | A28-1047  |
| RMZ450 18-22                  | A28-1047  |
| RM465 81 - 82                 | A28-1008  |
| RM500 83 - 84                 | A28-1008  |
| <b>YAMAHA</b>                 |           |
| YZ65 18-23                    | A28-1061  |

| SWINGARM BEARING KITS (CON'T) |           |
|-------------------------------|-----------|
| MAKE/MODEL/YEAR               | PART #    |
| <b>YAMAHA (CON'T)</b>         |           |
| YZ80 99 - 01                  | A28-1061  |
| YZ85 02 - 23                  | A28-1061  |
| DT100 74 - 76                 | 0430-0081 |
| YZ100 76 - 81                 | 0430-0081 |
| DT125 78 - 81                 | 0430-0081 |
| IT125 80 - 81                 | 0430-0081 |
| MX125 74 - 76                 | 0430-0081 |
| YZ125 80 - 82                 | 1302-0360 |
| YZ125 94 - 97                 | A28-1078  |
| YZ125 99 - 01                 | A28-1073  |
| YZ125 02 - 04                 | A28-1072  |
| YZ125 06 - 23                 | 1302-0161 |
| YZ125X 20-23                  | 1302-0161 |
| TTR 125LE DISK BRAKE 03-23    | 1302-0659 |
| DT175 78 - 81                 | 0430-0081 |
| IT175 80 - 83                 | 1302-0360 |
| MX175 79 - 81                 | 0430-0081 |
| YZ175 76                      | 0430-0081 |
| TW200 TRAILWAY 87-23          | 1302-0614 |
| TTR230 05-23                  | 1302-0085 |
| XT250 08-23                   | 1302-0272 |
| WR250 91 - 93                 | A28-1075  |

| SWINGARM BEARING KITS (CON'T) |           |
|-------------------------------|-----------|
| MAKE/MODEL/YEAR               | PART #    |
| <b>YAMAHA (CON'T)</b>         |           |
| WR250 94 - 97                 | A28-1078  |
| WR250F 01                     | A28-1073  |
| WR250F 02 - 05                | A28-1072  |
| WR250F 06                     | 1302-0163 |
| WR250F 07 - 14                | 1302-0163 |
| WR250F 15-20                  | 1302-0292 |
| WR250R DUAL SPORT 08-20       | 1302-0661 |
| YZ250 80 - 82                 | 1302-0360 |
| YZ250 88 - 92                 | A28-1075  |
| YZ250 93 - 97                 | A28-1078  |
| YZ250 99 - 01                 | A28-1073  |
| YZ250 02 - 05                 | A28-1072  |
| YZ250 06-23                   | 1302-0163 |
| YZ250F 01                     | A28-1073  |
| YZ250F 02 - 05                | A28-1072  |
| YZ250F 06 - 13                | 1302-0163 |
| YZ250F 14 - 23                | 1302-0292 |
| YZ250FX 15 - 23               | 1302-0292 |
| YZ250X 16 - 23                | 1302-0163 |
| WR400F 99 - 00                | A28-1073  |
| YZ400F 99                     | A28-1073  |
| WR426F 01                     | A28-1073  |
| WR426F 02                     | A28-1072  |

| SWINGARM BEARING KITS (CON'T) |           |
|-------------------------------|-----------|
| MAKE/MODEL/YEAR               | PART #    |
| <b>YAMAHA (CON'T)</b>         |           |
| YZ426F 00 - 01                | A28-1073  |
| YZ426F 02                     | A28-1072  |
| WR450F 03 - 05                | A28-1072  |
| WR450F 06 - 15                | 1302-0163 |
| WR450F 16 - 21                | 1302-0292 |
| YZ450F 03 - 05                | A28-1072  |
| YZ450F 06 - 09                | 1302-0163 |
| YZ450F 10 - 23                | 1302-0292 |
| YZ450FX 16-22                 | 1302-0292 |
| IT465 81 - 82                 | 1302-0360 |
| YZ465 80 - 81                 | 1302-0360 |
| YZ490 82                      | 1302-0360 |
| YZ490 88 - 90                 | A28-1075  |
| WR500 92 - 93                 | A28-1075  |
| TENERE XTZ 700 21             | 1302-0748 |
| SUPER TENERE 1200 12-21       | 1302-0745 |

**LINKAGE BEARING KITS**

**\$65<sup>95</sup> - \$91<sup>95</sup>**

- 52100 bearing steel and hard plated spacers resist wear and rust
- Each kit includes: the lower shock bearing, all the shafts, seals and spacers in the link, link arm, and lower shock mount



| LINKAGE BEARING KITS  |           |
|-----------------------|-----------|
| MAKE/MODEL/YEAR       | PART #    |
| <b>BETA</b>           |           |
| EVO 2T 125 09-23      | 1302-0676 |
| EVO 2T 125 FACTORY 22 | 1302-0676 |
| RR 2T 125 19 - 23     | 1302-0634 |
| RR 2T 125 RACE 21-23  | 1302-0634 |
| EVO 2T 200 09-23      | 1302-0634 |
| EVO 2T 200 FACTORY 22 | 1302-0634 |
| RR 2T 200 19-23       | 1302-0634 |
| RR 2T 200 RACE 21-23  | 1302-0634 |
| RR 2T 250 -13-22      | 1302-0634 |
| EVO 2T 250 09-23      | 1302-0676 |
| EVO 4T 250 09-18      | 1302-0676 |
| RR 2T 250 RACE 23     | 1302-0634 |
| RR 4T 250 05-07       | 1302-0634 |
| EVO 2T 290 09-11      | 1302-0676 |
| EVO 2T 300 12-23      | 1302-0676 |
| RR 2T 300 12-23       | 1302-0676 |
| EVO 4T 300 09-23      | 1302-0676 |
| RR 2T 300 13-23       | 1302-0634 |
| RR 2T 300 RACE 22-23  | 1302-0634 |
| RX 2T 300 21-23       | 1302-0634 |
| XTRAINER 300 15-23    | 1302-0634 |
| EVO 2T 300 12-20      | 1302-0676 |
| EVO 2T SS 300 18      | 1302-0676 |
| EVO 4T 300 09-23      | 1302-0676 |
| RR 4T 350 11-23       | 1302-0634 |
| RR 4T 350 RACE 22-23  | 1302-0634 |
| RR-S 4T 350 17-23     | 1302-0634 |
| RR 4T 390 15-23       | 1302-0634 |
| RR-S 4T 390 17-23     | 1302-0634 |

| LINKAGE BEARING KITS (CON'T) |           |
|------------------------------|-----------|
| MAKE/MODEL/YEAR              | PART #    |
| <b>BETA (CON'T)</b>          |           |
| RS 4T 390 15-16              | 1302-0634 |
| RR 4T 400 05-09              | 1302-0634 |
| RS 4T 400 10- 14             | 1302-0634 |
| RR 4T 430 15-23              | 1302-0634 |
| RR 4T 430 22-23              | 1302-0634 |
| RR-S 4T 430 17-23            | 1302-0634 |
| RR-S 4T RACE 22-23           | 1302-0634 |
| RS 4T 430 15-16              | 1302-0634 |
| RS 4T 480 15-16              | 1302-0634 |
| RR 4T 498 12-14              | 1302-0634 |
| RR 4T 480 18 - 23            | 1302-0634 |
| RR 4T 480 RACE 22-23         | 1302-0634 |
| RR-S 4T 500 17-23            | 1302-0634 |
| RS 4T 500 15-16              | 1302-0634 |
| RR-S 4T 500 17-23            | 1302-0634 |
| RR 4T 520 10-11              | 1302-0634 |
| RS 4T 520 14                 | 1302-0634 |
| RR 4T 525 05-09              | 1302-0634 |
| <b>GAS GAS</b>               |           |
| TXT TRIALS 80 17             | 1302-0182 |
| TXE ELECTRIC 19              | 1302-0182 |
| EC125 01-11                  | 1302-0044 |
| HALLEY 2T 125 EH 09          | 1302-0044 |
| HALLEY 2T 125 SM 09          | 1302-0044 |
| MC125 01-09                  | 1302-0044 |
| SM125 03-09                  | 1302-0044 |
| TXT TRIALS 125 98-17         | 1302-0182 |
| TXT TRIALS 125 98- 18        | 1302-0182 |
| TXT GP 125 18-19             | 1302-0182 |
| <b>TXT PRO RACING</b>        |           |
| 125 17                       | 1302-0182 |

| LINKAGE BEARING KITS (CON'T) |           |
|------------------------------|-----------|
| MAKE/MODEL/YEAR              | PART #    |
| <b>GAS GAS (CON'T)</b>       |           |
| EC200 99-11                  | 1302-0044 |
| TXT TRIALS 200 98-09         | 1302-0182 |
| EC200 18-19                  | 1302-0663 |
| XC200 18-19                  | 1302-0663 |
| EC250 96-11                  | 1302-0044 |
| EC250 4T 10                  | 1302-0044 |
| MC250 99-09                  | 1302-0044 |
| SM250 03-05                  | 1302-0044 |
| EC250 SIX DAYS 19            | 1302-0663 |
| ENDURO GP 250 18             | 1302-0663 |
| EC250 18-19                  | 1302-0663 |
| TXT GP 250 18-19             | 1302-0182 |
| <b>TXT PRO RACING</b>        |           |
| 250 17                       | 1302-0182 |
| XC250 18-19                  | 1302-0663 |
| TXT TRIALS 250 98-17         | 1302-0182 |
| EX250F 21                    | 1302-0685 |
| MC250F 21                    | 1302-0685 |
| TXT TRIALS 280 98-18         | 1302-0182 |
| TXT GP 280 18-19             | 1302-0182 |
| <b>TXT PRO RACING</b>        |           |
| 280 17                       | 1302-0182 |
| EC300 99-11                  | 1302-0044 |
| EC300 18-19                  | 1302-0663 |
| EC300 SIX DAYS 19            | 1302-0663 |
| EC300 RANGER 20              | 1302-0663 |
| EC300 21                     | 1302-0341 |
| EX300 21                     | 1302-0341 |
| <b>TXT PRO RACING</b>        |           |
| 300 17                       | 1302-0182 |
| TXT PRO RACING 300 17        | 1302-0182 |
| TXT TRIALS 300 98-18         | 1302-0182 |
| TXT GP 300 18-19             | 1302-0182 |
| XC300 18-19                  | 1302-0663 |
| EX350F 21                    | 1302-0685 |
| EX450F 21                    | 1302-0685 |
| MC450F 21                    | 1302-0685 |
| EC450FSE 03-06               | 1302-0044 |
| EC450FSR 07-09               | 1302-0044 |
| HALLEY 450 EH 09             | 1302-0044 |
| HALLEY 450 SM 09             | 1302-0044 |
| MC450FSR 07                  | 1302-0044 |
| PAMPERA 450 07               | 1302-0044 |
| SM450FSE 04-05               | 1302-0044 |

| LINKAGE BEARING KITS (CON'T) |           |
|------------------------------|-----------|
| MAKE/MODEL/YEAR              | PART #    |
| <b>GAS GAS (CON'T)</b>       |           |
| SM450FSR 07-09               | 1302-0044 |
| <b>HONDA</b>                 |           |
| CR80R 96-02                  | A27-1045  |
| CR80RB 96-02                 | A27-1045  |
| CRF80F 04-13                 | A27-1091  |
| XR80R 85-03                  | A27-1091  |
| CR85R 03-07                  | A27-1045  |
| CR85RB 03-07                 | A27-1045  |
| CRF100F 04-13                | A27-1090  |
| XR100R 85-00                 | A27-1091  |
| XR100R 01-03                 | A27-1090  |
| CR125R 85-88                 | A27-1016  |
| CR125R 94-95                 | A27-1029  |
| CR125R 98-99                 | A27-1008  |
| CR125R 00-01                 | A27-1003  |
| CR125R 02-07                 | 1302-0055 |
| CRF125F 14-23                | 1302-0623 |
| CRF125FB 14-23               | 1302-0623 |
| CRF150R 07-23                | 1302-0181 |
| CRF150RB 07-23               | 1302-0181 |
| CR250R 85-87                 | A27-1016  |
| CR250R 94-95                 | A27-1029  |
| CR250R 98-99                 | A27-1008  |
| CR250R 00-01                 | A27-1003  |
| CR250R 02-07                 | 1302-0055 |
| CRF250F 19-23                | 1302-0681 |
| CRF250R 04-09                | 1302-0055 |
| CRF250R 10-17                | 1302-0271 |
| CRF250R 18-19                | 1302-0652 |
| CRF250R 19-23                | 1302-0652 |
| CRF250RX 20-23               | 1302-0652 |
| CRF250RL RALLY 17-20         | 1302-0622 |
| CRF250RL RALLY ABS 17-20     | 1302-0622 |
| CRF250X 04-17                | 1302-0055 |
| XR250R 86-95                 | A27-1046  |
| CRF300L 21-22                | 1302-0754 |
| CRF300L ABS 21-22            | 1302-0754 |
| CRF300LR 21-22               | 1302-0754 |
| CRF300LR ABS 21-22           | 1302-0754 |
| XR350R 85                    | A27-1046  |
| CRF450R 02-08                | 1302-0055 |
| CRF450R 09-16                | 1302-0271 |
| CRF450R 17-23                | 1302-0652 |
| CRF450L 19-23                | 1302-0652 |

| LINKAGE BEARING KITS (CON'T) |           |
|------------------------------|-----------|
| MAKE/MODEL/YEAR              | PART #    |
| <b>HONDA (CON'T)</b>         |           |
| CRF450RWE 19-23              | 1302-0652 |
| CRF450X 05-17                | 1302-0055 |
| CRF450X 19-23                | 1302-0652 |
| CR500R 85-88                 | A27-1016  |
| XR600R 85-00                 | A27-1046  |
| XR650L 93-21                 | A27-1046  |
| CRF100 AFRICA TWIN 16-19     | 1302-0744 |
| CRF1100 AFRICAN TWIN 20-21   | 1302-0744 |
| <b>HUSQVARNA</b>             |           |
| CR125 09-13                  | 1302-0338 |
| TC 125 14-20                 | 1302-0341 |
| TC 125 21-23                 | 1302-0685 |
| TE 125 15-16                 | 1302-0341 |
| WR125 09-13                  | 1302-0338 |
| TE150 17-19                  | 1302-0341 |
| TE150I 20-22                 | 1302-0341 |
| FC 250 (EURO) 15             | 1302-0341 |
| FC250 14-20                  | 1302-0341 |
| FC250 22                     | 1302-0685 |
| FE250 17-21                  | 1302-0341 |
| TC250 08-13                  | 1302-0338 |
| TC250 17-20                  | 1302-0341 |
| TC250 21-22                  | 1302-0685 |
| TE250 08-13                  | 1302-0338 |
| TE250 14-18                  | 1302-0341 |
| TE250 I 18-23                | 1302-0341 |
| TXC250 08-13                 | 1302-0338 |
| TC 250 14-20                 | 1302-0341 |
| TE 300 17-18                 | 1302-0341 |
| TX 300 17-19                 | 1302-0341 |
| TX300I 20-22                 | 1302-0341 |
| TX300 I 21-22                | 1302-0685 |
| TE300I 19-23                 | 1302-0341 |
| TE310 09-13                  | 1302-0338 |
| TXC310 12-13                 | 1302-0338 |
| FC 350 14-21                 | 1302-0341 |
| FC350 22                     | 1302-0685 |
| FE 350 14-16                 | 1302-0341 |
| FE350 17-23                  | 1302-0341 |
| FE 350S 15-23                | 1302-0341 |
| FX350 17-20                  | 1302-0341 |
| FX 350 21-22                 | 1302-0685 |
| FE350S 20-22                 | 1302-0341 |
| FC350 14-19                  | 1302-0341 |
| FE 350 14-18                 | 1302-0341 |
| FC 450 (EURO) 15             | 1302-0341 |
| FC450 14-21                  | 1302-0341 |
| FC450 22                     | 1302-0685 |
| FC450 ROCKSTAR EDITION 18-19 | 1302-0341 |
| FC450 ROCKSTAR EDITION 20-21 | 1302-0685 |
| FE450 14-20                  | 1302-0341 |
| FS450 18-21                  | 1302-0341 |
| FX450 18-21                  | 1302-0341 |
| FX450 22                     | 1302-0685 |
| SM450 10                     | 1302-0338 |
| SM450R 08-09                 | 1302-0338 |
| TC450 08-10                  | 1302-0338 |
| TE450 08-10                  | 1302-0338 |
| TXC450 08-10                 | 1302-0338 |
| FE501 14-23                  | 1302-0341 |
| FE501S 15-23                 | 1302-0341 |
| SM510 10                     | 1302-0338 |
| SM510R 08-09                 | 1302-0338 |
| TC510 08-09                  | 1302-0338 |
| TE510 08-10                  | 1302-0338 |
| TXC510 08-10                 | 1302-0338 |
| SM530R 09                    | 1302-0338 |
| <b>KAWASAKI</b>              |           |
| KX65 02-23                   | A27-1011  |
| KX80 98-00                   | A27-1014  |
| KX85 01-23                   | A27-1014  |
| KX85 BIG WHEEL 01-18         | A27-1014  |

| LINKAGE BEARING KITS (CON'T)         |           |
|--------------------------------------|-----------|
| MAKE/MODEL/YEAR                      | PART #    |
| <b>KAWASAKI (CON'T)</b>              |           |
| KX100 98-21                          | A27-1014  |
| KX112 22                             | A27-1014  |
| KX125 89-92                          | A27-1040  |
| KX125 94-97                          | A27-1036  |
| KX125 99-03                          | A27-1018  |
| KX125 04-05                          | 1302-0047 |
| KLX140 08-20                         | 1302-0267 |
| KLX140G 17-20                        | 1302-0267 |
| KLX140L 08-22                        | 1302-0267 |
| KLX150L 14-19                        | 1302-0684 |
| KDX200 89-94                         | A27-1040  |
| KDX200 95-06                         | A27-1036  |
| KDX220 97-05                         | A27-1036  |
| KLX230 20                            | 1302-0677 |
| KLX230R 20                           | 1302-0677 |
| KLX250S 06-20                        | 1302-0349 |
| KDX250 91-94                         | A27-1040  |
| KX250 89-92                          | A27-1040  |
| KX250 94-97                          | A27-1036  |
| KX250 99-03                          | A27-1018  |
| KX250 04-07                          | 1302-0047 |
| KX250 04-05                          | 1302-0047 |
| KX250F 06-20                         | 1302-0153 |
| KX250F 21-23                         | 1302-0667 |
| KX250X 21-23                         | 1302-0667 |
| KLX300 22-23                         | 1302-0349 |
| KLX300 SM 21-23                      | 1302-0349 |
| KLX300 * 97-23                       | 1302-0349 |
| KLX400R 03                           | A27-1043  |
| KLX400SR 03-04                       | A27-1043  |
| KLX400R NON CA MODELS PUMPER CARB 04 | A27-1043  |
| KLX450R 08-09                        | 1302-0153 |
| KLX450R (AU) 18-19                   | 1302-0153 |
| KX450F 06-18                         | 1302-0153 |
| KX450F 19-23                         | 1302-0667 |
| KX450 X 21-23                        | 1302-0667 |
| KX450 SR 22-23                       | 1302-0667 |
| KX500 89-04                          | A27-1040  |
| KLR650 08-18                         | 1302-0678 |
| <b>KTM</b>                           |           |
| SX 125 12-20                         | 1302-0341 |
| SX125 21-22                          | 1302-0685 |
| XC125 21-22                          | 1302-0685 |
| SX 150 12-20                         | 1302-0341 |
| XC 150 12-14                         | 1302-0341 |
| SX 250 12-22                         | 1302-0341 |
| SX 250 21-22                         | 1302-0685 |
| SX-F 250 11-20                       | 1302-0341 |
| SX-F 250 21-22                       | 1302-0685 |
| 250 SX-F FACTORY EDITION 15          | 1302-0341 |
| XC-F 250 11-20                       | 1302-0341 |
| XC-F 250 TPI 18-20                   | 1302-0341 |
| XC-F 250 TPI 21-22                   | 1302-0685 |
| XC 250 12-19                         | 1302-0341 |
| XC 250 TPI 20                        | 1302-0341 |
| XC 250 TPI 20-22                     | 1302-0341 |
| XC 300 12-19                         | 1302-0341 |
| XC 300 TPI 20-22                     | 1302-0341 |
| SX-F 350 11-20                       | 1302-0341 |
| SX-F 350 21-22                       | 1302-0685 |
| XC-F 350 11-20                       | 1302-0341 |
| XC-F 350 21-22                       | 1302-0685 |
| SX-F 450 11-20                       | 1302-0341 |
| SX-F 450 FACTORY EDITION 15-19       | 1302-0341 |
| SX-F 450 FACTORY EDITION 20-21       | 1302-0685 |
| SX-F 450 21-22                       | 1302-0685 |
| XC-F 450 13-20                       | 1302-0341 |
| XC-F 450 21-22                       | 1302-0685 |
| <b>SHERCO</b>                        |           |
| SC-R125 19                           | 1302-0682 |
| SE-R 125 18-19                       | 1302-0683 |
| SE-R125 SIX DAYS 18                  | 1302-0683 |

| LINKAGE BEARING KITS (CON'T)                |           |
|---|-----------|
| MAKE/MODEL/YEAR                             | PART #    |
| <b>SHERCO (CON'T)</b>                       |           |
| 250-ST TRIALS 15-18                         | 1302-0682 |
| SC F-R 250 19                               | 1302-0683 |
| SC-R250 19                                  | 1302-0683 |
| SE F-R 250                                  |           |
| FACTORY 18-19                               | 1302-0683 |
| SE F-R SIX DAYS 18                          | 1302-0683 |
| SE-R 250 17-19                              | 1302-0683 |
| SE-R 250 FACTORY 18                         | 1302-0683 |
| SE-R 250 FACTORY 19                         | 1302-0683 |
| SE-R 250 SIX DAYS 18                        | 1302-0683 |
| SE F-R 250 17-18                            | 1302-0683 |
| SE-R 300 17-19                              | 1302-0683 |
| SE F-R 300 17-18                            | 1302-0683 |
| SC F-R 300 19                               | 1302-0683 |
| SC-R 300 19                                 | 1302-0683 |
| SE F-R 300                                  |           |
| FACTORY 18-20                               | 1302-0683 |
| SE F-R 300 SIX DAYS 18                      | 1302-0683 |
| SE F-R 450 17-19                            | 1302-0683 |
| SC F-R 450 19                               | 1302-0683 |
| SC-R 450                                    |           |
| FACTORY 18-23                               | 1302-0683 |
| SE F-R 450 SIX DAYS 18                      | 1302-0683 |
| <b>SUZUKI</b>                               |           |
| RM65 03-05                                  | A27-1011  |
| RM85 05-22                                  | 1302-0179 |
| RM100 03                                    | A27-1014  |
| RM125 00                                    | A27-1043  |
| RM125 01                                    | 1302-0138 |
| RM125 02-03                                 | 1302-0139 |
| RM125 04-08                                 | 1302-0092 |
| RM250 00                                    | A27-1043  |
| RM250 01                                    | 1302-0138 |
| RM250 02-03                                 | 1302-0139 |
| RM250 04-08                                 | 1302-0092 |
| RMZ250 07-09                                | 1302-0092 |
| RMZ250 13-18                                | 1302-0475 |
| RMZ250 19-22                                | 1302-0679 |
| DRZ400E 00-03                               | A27-1043  |
| DRZ400E CA MODEL CV CARB 04-07              | A27-1043  |
| DRZ400E NON CA MODELS PUMPER CARB 2004-2007 | A27-1043  |
| DRZ400K 00-03                               | A27-1043  |
| DRZ400S 00-22                               | A27-1043  |
| DRZ400SM 05-22                              | A27-1043  |
| RMX450 10-19                                | 1302-0357 |
| RMZ450 05-09                                | 1302-0092 |
| RMZ450 10-12                                | 1302-0357 |
| RMZ450 13-17                                | 1302-0475 |
| RMZ450 18-22                                | 1302-0679 |
| DR-Z650SE 96-20                             | 1302-0679 |
| DL650 04-11                                 | 1302-0743 |
| DL 650 ABS 07-21                            | 1302-0743 |
| DL650 XT ABS 17-21                          | 1302-0743 |
| V-STROM                                     |           |
| DL1000 02-12                                | 1302-0743 |
| <b>YAMAHA</b>                               |           |
| YZ85 03-18                                  | A27-1095  |
| YZ85 19-23                                  | 1302-0680 |
| YZ125 87-88                                 | A27-1080  |
| YZ125 89-92                                 | A27-1084  |
| YZ125 93-00                                 | A27-1088  |
| YZ125 01                                    | A27-1067  |
| YZ125 02-04                                 | A27-1065  |
| YZ125 05                                    | 1302-0086 |
| TTR125 DRUM BRAKE 00-03                     | 1302-0668 |
| TTR125E DRUM BRAKE 03-09                    | 1302-0668 |
| TTR125L DISC BRAKE 00-08                    | 1302-0668 |
| TTR125LE DISC BRAKE 03-23                   | 1302-0668 |
| TTR230 19-20                                | 1302-0669 |

| LINKAGE BEARING KITS (CON'T) |           |
|------------------------------|-----------|
| MAKE/MODEL/YEAR              | PART #    |
| <b>YAMAHA (CON'T)</b>        |           |
| WR250 91-93                  | A27-1084  |
| WR250 94-97                  | A27-1088  |
| WR250F 01                    | A27-1067  |
| WR250F 02-04                 | A27-1065  |
| WR250F 07-14                 | 1302-0165 |
| WR250F 15-23                 | 1302-0270 |
| WR250R DUAL SPORT 08-20      | 1302-0661 |
| YZ250 88-89                  | A27-1080  |
| YZ250 90-92                  | A27-1084  |
| YZ250 93-00                  | A27-1088  |
| YZ250 01                     | A27-1067  |
| YZ250 02-04                  | A27-1065  |
| YZ250 05                     | 1302-0086 |
| YZ250F 01                    | A27-1067  |
| YZ250F 02-04                 | A27-1065  |
| YZ250F 06                    | 1302-0165 |
| YZ250F 07                    | 1302-0086 |
| YZ250F 08                    | 1302-0165 |
| YZ250F 09                    | 1302-0270 |
| YZ250F 10-13                 | 1302-0339 |
| YZ250F 14-23                 | 1302-0270 |
| YZ250FX 15-23                | 1302-0270 |
| WR 250F 15-23                | 1302-0270 |
| WR400F 88-00                 | A27-1088  |
| YZ400F 98-99                 | A27-1088  |
| WR426F 01                    | A27-1067  |
| WR426F 02                    | A27-1065  |
| YZ426F 00                    | A27-1088  |
| YZ426F 01                    | A27-1067  |
| YZ426F 02                    | A27-1065  |
| WR450F 03-04                 | A27-1065  |
| WR450F 05                    | 1302-0087 |
| WR450F 07-15                 | 1302-0165 |
| WR450F 16-23                 | 1302-0270 |
| YZ450F 03-04                 | A27-1065  |
| YZ450F 06-08                 | 1302-0165 |
| YZ450F 09                    | 1302-0270 |
| YZ450F 10-23                 | 1302-0270 |
| YZ450FX 16-23                | 1302-0270 |
| WR500 92-93                  | A27-1084  |
| TENERE 600 08-09             | 1302-0742 |
| TENERE 700 21-23             | 1302-0742 |
| TENERE 1200 12-18            | 1302-0740 |
| TENERE 1200 19-23            | 1302-0741 |

APPAREL

HELMETS &amp; GOGGLES

RIDER ARMOR

OUTERWEAR

YOUTH

LUGGAGE &amp; PACKS

BIKE BODY

BIKE CONTROLS

BIKE SUSPENSION

BIKE BRAKING

BIKE DRIVE

BIKE BEARINGS

BIKE ENGINE

BIKE ELECTRICAL

BIKE EXHAUST

BIKE WHEELS

BICYCLE

GARAGE &amp; PROMO

SIZING CHART

**LOWER AND UPPER SHOCK BEARING KITS**

**\$6<sup>95</sup> - \$42<sup>95</sup>**

- Kits include the upper and lower shock bearing, seals, spacers, and pins (if required) to rebuild the upper shock link
- Premium design and construction stands up to tough conditions
- Older bearing and seal designs updated to the latest in bearing technology



| LOWER & UPPER SHOCK BEARING KITS |           |           |
|----------------------------------|-----------|-----------|
| MAKE/MODEL/YEAR                  | LOWER     | UPPER     |
| <b>BETA</b>                      |           |           |
| RR 2T 125 09-23                  | 1313-0161 | 1313-0161 |
| RR 2T 125 RACE 19-23             | 1313-0162 | 1313-0159 |
| EVO 2T 125 09-23                 | 1313-0161 | 1313-0161 |
| EVO 2T 200 FACTORY 22            | 1313-0161 | -         |
| EVO 2T 200 09-23                 | 1313-0161 | 1313-0161 |
| RR 2T 200 19-23                  | 1313-0162 | 1313-0159 |
| RR 2T 200 RACE 21-23             | 1313-0162 | 1313-0159 |
| EVO 2T 250 09-23                 | 1313-0161 | 1313-0161 |
| EVO 4T 250 09-21                 | 1313-0161 | 1313-0161 |
| RR 2T 250 13-23                  | 1313-0162 | 1313-0159 |
| RR 2T 250 RACE 22-23             | 1313-0162 | 1313-0159 |
| RR 4T 250 05-07                  | 1313-0162 | 1313-0159 |
| EVO 2T 290 09-11                 | 1313-0161 | 1313-0161 |
| EVO 2T 300 12-23                 | 1313-0161 | 1313-0161 |
| EVO 2T 55 300 18-23              | 1313-0161 | 1313-0161 |
| EVO 4T 300 09-23                 | 1313-0161 | 1313-0161 |
| RR 2T 300 13-23                  | 1313-0162 | 1313-0159 |
| RR 2T 300 RACE 22-23             | 1313-0162 | 1313-0159 |
| RX 2T 300 21-23                  | 1313-0162 | 1313-0159 |
| XTRAINER 300 15-23               | 1313-0191 | 1313-0159 |
| RR 4T 350 11-17                  | 1313-0162 | 1313-0159 |
| RR 4T 350 RACE 22-23             | 1313-0162 | 1313-0159 |
| RR-S 4T 350 17-23                | 1313-0162 | 1313-0159 |
| RR 4T 390 15-21                  | 1313-0162 | 1313-0159 |
| RR 4T 390 RACE 22-23             | 1313-0162 | 1313-0159 |
| RR-S 4T 390 17-23                | 1313-0162 | 1313-0159 |
| RS 4T 390 15-16                  | 1313-0162 | 1313-0159 |
| RR 4T 400 05-14                  | 1313-0162 | 1313-0159 |
| RS 4T 400 14                     | 1313-0162 | 1313-0159 |
| RR 4T 430 15-20                  | 1313-0162 | 1313-0159 |
| RR-S 4T 430 17-23                | 1313-0162 | 1313-0159 |
| RR 4T 430 RACE 22-23             | 1313-0162 | 1313-0159 |
| RS 4T 430 15-16                  | 1313-0162 | 1313-0159 |
| RR 4T 450 05-14                  | 1313-0162 | 1313-0159 |
| RS 4T 480 15-16                  | 1313-0162 | 1313-0159 |
| RS 4T 480 18-21                  | 1313-0162 | 1313-0159 |
| RR 4T 480 RACE 22-23             | 1313-0162 | 1313-0159 |
| RR 4T 498 12-14                  | 1313-0162 | 1313-0159 |
| RR-S 4T 500 17-23                | 1313-0162 | 1313-0159 |
| RS 4T 500 15-16                  | 1313-0162 | 1313-0159 |
| RR 4T 520 10-11                  | 1313-0162 | 1313-0159 |
| RS 4T 520 14                     | 1313-0162 | 1313-0159 |
| RR 4T 525 05-09                  | 1313-0162 | 1313-0159 |
| <b>GAS GAS</b>                   |           |           |
| MC50 21-23                       | 1313-0082 | -         |
| MC65 21-23                       | 1313-0082 | 1313-0082 |
| MC 85 16/19                      |           |           |
| WHEEL 21-23                      | 1313-0021 | 1313-0021 |
| MC 125 21-23                     | 1313-0081 | -         |
| EC200 18-19                      | A29-1016  | 1313-0034 |
| XC200 18-19                      | A29-1016  | 1313-0034 |
| EX250F 21-23                     | 1313-0081 | 1313-0078 |
| MC250F 21-23                     | 1313-0081 | 1313-0078 |
| EC250 18-19                      | A29-1016  | 1313-0034 |
| EC250 SIX DAYS 19                | A29-1016  | 1313-0034 |
| ENDURO GP 250 18                 | A29-1016  | 1313-0034 |
| MC250 99-09                      | A29-1016  | 1313-0034 |
| EC300 18-19                      | A29-1016  | 1313-0034 |
| EC300 SIX DAYS 19                | A29-1016  | 1313-0034 |
| EC300 21-23                      | 1313-0081 | 1313-0078 |
| EX300 21-23                      | 1313-0081 | 1313-0078 |
| XC350 18-19                      | A29-1016  | 1313-0034 |
| XC300 18-19                      | A29-1016  | 1313-0034 |
| EX350F 21-23                     | 1313-0081 | 1313-0078 |
| EX450F 21-23                     | 1313-0081 | 1313-0078 |

| LOWER & UPPER SHOCK BEARING KITS (CON'T) |           |           |
|--|-----------|-----------|
| MAKE/MODEL/YEAR                          | LOWER     | UPPER     |
| <b>GAS GAS (CON'T)</b>                   |           |           |
| MC450F 21-23                             | 1313-0081 | 1313-0078 |
| ENDURO GP 300 18                         | A29-1016  | 1313-0034 |
| TXT GP 300 18                            | A29-1016  | 1313-0034 |
| <b>HONDA</b>                             |           |           |
| CR80R 6 RB 96-02                         | 1313-0019 | -         |
| CRF80F 04-13                             | -         | 1313-0036 |
| XR80R 85-03                              | -         | 1313-0036 |
| CR85R 6 RB 03-07                         | 1313-0019 | -         |
| CRF100F 04-13                            | -         | 1313-0036 |
| XR100R 85-03                             | -         | 1313-0036 |
| CR125R 85-86                             | -         | A29-1017  |
| CR125R 87-88                             | A29-1006  | A29-1017  |
| CR125R 89-90                             | A29-1006  | -         |
| CR125R 91-93                             | A29-1006  | 1313-0072 |
| CR125R 96                                | A29-1013  | -         |
| CR125R 97-07                             | A29-1013  | 1313-0017 |
| CRF125F 6 FB 14-23                       | -         | 1313-0152 |
| CRF150F 03-17                            | -         | 1313-0003 |
| CRF150R/RB 07-23                         | 1313-0019 | 1313-0042 |
| XR200R 84-91                             | A29-1017  | -         |
| CRF230F 03-19                            | -         | 1313-0003 |
| CRF230L 08-09                            | -         | 1313-0003 |
| CR250R 85                                | A29-1017  | A29-1017  |
| CR250R 86-87                             | 1313-0192 | A29-1017  |
| CR250R 88                                | 1313-0192 | -         |
| CR250R 89-90                             | 1313-0192 | -         |
| CR250R 91-93                             | A29-1006  | 1313-0072 |
| CR250R 94                                | A29-1006  | -         |
| CR250R 97-07                             | A29-1013  | 1313-0017 |
| CRF250F 19-23                            | -         | 1313-0003 |
| CRF250L 13-20                            | -         | 1313-0003 |
| CRF250L ABS 17-20                        | -         | 1313-0003 |
| CRF250R 18-19                            | A29-1013  | 1313-0017 |
| CRF250R 20-22                            | A29-1013  | 1313-0017 |
| CRF250RL RALLY 17-20                     | -         | 1313-0003 |
| CRF250RLA RALLY ABS 17-20                | -         | 1313-0003 |
| CRF250X 04 - 17                          | A29-1013  | 1313-0017 |
| CRF250RX 20-23                           | A29-1013  | 1313-0017 |
| XR250R 86-04                             | 1313-0193 | -         |
| CRF300L 21-22                            | -         | 1313-0003 |
| CRF300L ABS 21-22                        | -         | 1313-0003 |
| CRF300LR 21-22                           | -         | 1313-0003 |
| CRF300LR ABS 21-22                       | -         | 1313-0003 |
| XR400R 96-97                             | 1313-0192 | -         |
| XR400R 98 - 04                           | -         | 1313-0003 |
| CRF450L 19-20                            | A29-1013  | 1313-0017 |
| CRF450R 02-23                            | A29-1013  | 1313-0017 |
| CRF450RX 17-23                           | A29-1013  | 1313-0017 |
| CRF450RWE 19-23                          | A29-1013  | 1313-0017 |
| CRF450X 05-23                            | A29-1013  | 1313-0017 |
| CR500R 85                                | 1313-0194 | A29-1017  |
| CR500R 86-88                             | 1313-0192 | A29-1017  |
| CR500R 89-90                             | 1313-0192 | -         |
| CR500R 91 - 93                           | A29-1006  | 1313-0072 |
| CR500R 94                                | -         | 1313-0072 |
| CR500R 96 - 01                           | A29-1013  | -         |
| FMX650 (EURO) 05 - 06                    | -         | 1313-0003 |
| XR600R 88-00                             | 1313-0192 | -         |
| XR650L 93-22                             | 1313-0192 | 1313-0205 |
| XR650R 00 - 07                           | 1313-0019 | 1313-0017 |
| <b>HUSABERG</b>                          |           |           |
| FE250 13 - 14                            | 1313-0021 | A27-1089  |
| TE250 11 - 14                            | 1313-0021 | A27-1089  |
| TE300 11 - 14                            | 1313-0021 | A27-1089  |

| LOWER & UPPER SHOCK BEARING KITS (CON'T) |           |           |
|--|-----------|-----------|
| MAKE/MODEL/YEAR                          | LOWER     | UPPER     |
| <b>HUSABERG (CON'T)</b>                  |           |           |
| FE350 13 - 14                            | 1313-0021 | A27-1089  |
| 390FE 10 - 11                            | 1313-0021 | A27-1089  |
| 450FE 09 - 11                            | 1313-0021 | A27-1089  |
| 450FE 14                                 | 1313-0021 | -         |
| 450FX 10 - 11                            | 1313-0021 | A27-1089  |
| FE501 13-14                              | 1313-0021 | A27-1089  |
| 570FE 09 - 11                            | 1313-0021 | A27-1089  |
| 570FS 10 - 11                            | 1313-0021 | A27-1089  |
| <b>HUSQVARNA</b>                         |           |           |
| TC50 18-19                               | 1313-0082 | -         |
| TC50 20-23                               | 1313-0082 | 1313-0082 |
| EE 5 20-21                               | 1313-0082 | 1313-0082 |
| TC50 20                                  | 1313-0082 | 1313-0082 |
| TC65 18-23                               | 1313-0082 | 1313-0082 |
| TC85 14-23                               | 1313-0021 | 1313-0021 |
| TC 85 BW 19-20                           | 1313-0021 | 1313-0021 |
| CR125 98-08                              | 1313-0162 | -         |
| CR125 09                                 | 1313-0162 | 1313-0061 |
| CR125 10-13                              | 1313-0162 | -         |
| TC125 14-20                              | 1313-0081 | 1313-0078 |
| TC 125 21-23                             | 1313-0081 | 1313-0224 |
| TE125 15-16                              | 1313-0081 | 1313-0078 |
| WR125 98 - 08                            | 1313-0162 | -         |
| WR125 09                                 | 1313-0162 | 1313-0061 |
| WR125 10-13                              | 1313-0162 | -         |
| TE150 17-19                              | 1313-0081 | 1313-0078 |
| TE 150I 20-23                            | 1313-0081 | 1313-0078 |
| CR250 98-04                              | 1313-0162 | -         |
| FC250 14-21                              | 1313-0081 | 1313-0078 |
| FC250 22                                 | 1313-0081 | 1313-0224 |
| FE250 14-20                              | 1313-0081 | 1313-0078 |
| TC250 03 - 05                            | 1313-0162 | -         |
| TC250 06 - 07                            | 1313-0195 | -         |
| TC250 08 - 11                            | 1313-0162 | 1313-0061 |
| TC250 12-13                              |           | 1313-0061 |
| TC250 14-20                              | 1313-0081 | 1313-0078 |
| TC250 21-23                              | 1313-0081 | 1313-0224 |
| TE250 03-07                              | 1313-0162 | -         |
| TE250 08-11                              | 1313-0162 | 1313-0061 |
| TE250 12-13                              | -         | 1313-0061 |
| TE250 14-18                              | 1313-0081 | 1313-0078 |
| TE 250I 18-23                            | 1313-0081 | 1313-0078 |
| TXC250 08-11                             | 1313-0162 | 1313-0061 |
| TXC250 12-13                             | -         | 1313-0061 |
| WR250 98 - 13                            | 1313-0162 | -         |
| TE300 14-18                              | 1313-0081 | 1313-0078 |
| TE300 I 19-23                            | 1313-0081 | 1313-0078 |
| TX300 17-19                              | 1313-0081 | 1313-0078 |
| TX300I 20                                | 1313-0081 | 1313-0078 |
| TX300I 21-23                             | 1313-0081 | 1313-0224 |
| WR300 08 - 13                            | 1313-0162 | -         |
| TE310 09-11                              | 1313-0162 | 1313-0061 |
| TE310 12-13                              | -         | 1313-0061 |
| TXC310 12 - 13                           | -         | 1313-0061 |
| FC350 14-20                              | 1313-0081 | 1313-0078 |
| FC350 21-22                              | 1313-0081 | 1313-0224 |
| FE350 14-20                              | 1313-0081 | 1313-0078 |
| FE350 17-22                              | 1313-0081 | 1313-0078 |
| FE350S 15-16                             | 1313-0081 | 1313-0078 |
| FE350S 20-22                             | 1313-0081 | 1313-0078 |
| FX350 17-22                              | 1313-0081 | -         |
| WR360 98 - 02                            | 1313-0162 | -         |
| SM400R 04                                | 1313-0162 | -         |
| TE400 01                                 | 1313-0162 | -         |
| TE410 99-01                              | 1313-0162 | -         |
| TE410E 99                                | 1313-0162 | -         |
| FC450 14-21                              | 1313-0081 | 1313-0078 |
| <b>FC450 ROCKSTAR EDITION 18-19</b>      |           |           |
|  | 1313-0081 | 1313-0078 |
| <b>FC 450 ROCKSTAR EDITION 20-21</b>     |           |           |
|  | 1313-0081 | 1313-0224 |
| <b>FC 450 ROCKSTAR EDITION 22</b>        |           |           |
|  | 1313-0081 | -         |
| FC450 22                                 | 1313-0081 | 1313-0224 |
| FE450 14-20                              | 1313-0081 | 1313-0078 |
| FR450 RALLY 20                           | 1313-0081 | 1313-0078 |



| LOWER & UPPER SHOCK BEARING KITS (CON'T) |           |           |
|--|-----------|-----------|
| MAKE/MODEL/YEAR                          | LOWER     | UPPER     |
| <b>HUSQVARNA (CON'T)</b>                 |           |           |
| FS450 18-20                              | 1313-0081 | 1313-0078 |
| FX450 17-20                              | 1313-0081 | 1313-0078 |
| FX450 22                                 | 1313-0081 | -         |
| SM450 10                                 | 1313-0162 | 1313-0061 |
| SM450R 03-07                             | 1313-0162 | -         |
| SM450R 08-09                             | 1313-0162 | 1313-0061 |
| TC450 03-04                              | 1313-0162 | -         |
| TC450 05-07                              | 1313-0195 | -         |
| TC450 08-10                              | 1313-0162 | 1313-0061 |
| TE450 03-07                              | 1313-0162 | -         |
| TE450 08-10                              | 1313-0162 | 1313-0061 |
| TXC450 08-10                             | 1313-0162 | 1313-0061 |
| FE501 14-23                              | 1313-0081 | 1313-0078 |
| FE501S 15-23                             | 1313-0081 | 1313-0078 |
| SM510 10                                 | 1313-0162 | 1313-0061 |
| SM510R 05-07                             | 1313-0162 | -         |
| SM510R 08-09                             | 1313-0162 | 1313-0061 |
| TC510 05                                 | 1313-0162 | -         |
| TC510 06-07                              | 1313-0195 | -         |
| TC510 08-09                              | 1313-0162 | 1313-0061 |
| TE510 04-07                              | 1313-0162 | -         |
| TE510 08-10                              | 1313-0162 | 1313-0061 |
| TXC510 08-10                             | 1313-0162 | 1313-0061 |
| SM530R 09                                | -         | 1313-0061 |
| SMR570 01-04                             | 1313-0162 | -         |
| TC570 01-02                              | 1313-0162 | -         |
| TE570 01-04                              | 1313-0162 | -         |
| TC610 98-01                              | 1313-0162 | -         |
| TE610 98-08                              | 1313-0162 | -         |
| TE-E610 00-01                            | 1313-0162 | -         |
| 701 ENDURO 16-20                         | -         | 1313-0081 |
| 701 SUPERMOTO 18-20                      | -         | 1313-0081 |
| <b>KAWASAKI</b>                          |           |           |
| KX60 84-03                               | 1313-0075 | -         |
| KX65 02-23                               | -         | 1313-0032 |
| KX80 83-85                               | 1313-0075 | -         |
| KX80 91-97                               | -         | 1313-0032 |
| KX80 98-00                               | -         | 1313-0032 |
| KX85 01-23                               | A29-1002  | 1313-0032 |
| KX100 95-97                              | -         | 1313-0032 |
| KX100 98-21                              | A29-1002  | 1313-0032 |
| KX112 22-23                              | A29-1002  | 1313-0032 |
| KLX125/L 03-06                           | -         | 1313-0075 |
| KX125 89-97                              | -         | 1313-0032 |
| KX125 98-05                              | -         | 1313-0032 |
| KLX140/L 08-22                           | A29-1002  | 1313-0032 |
| KLX 140 G 17-22                          | A29-1002  | 1313-0032 |
| KDX200 89-06                             | 1313-0196 | -         |
| KDX220 97-05                             | 1313-0196 | 1313-0032 |
| KLX230R 20-21                            | -         | 1313-0032 |
| KLX 230                                  | -         | 1313-0032 |
| KLX 230 R 22                             | -         | 1313-0032 |
| KLX230S 22                               | -         | 1313-0032 |
| KLX230S ABS 22                           | -         | 1313-0032 |
| KDX250 91-94                             | 1313-0196 | -         |
| KLX250S 06-20                            | 1313-0196 | -         |
| KLX250SF 09-10                           | 1313-0196 | 1313-0075 |
| KX250 89-97                              | -         | 1313-0032 |
| KX250 98-07                              | -         | 1313-0032 |
| KX 250 04-23                             | A29-1002  | 1313-0032 |
| KX250X 21-23                             | A29-1002  | 1313-0032 |
| KLX300(R) 97-23                          | A29-1002  | 1313-0196 |
| KLX400 03                                | 1313-0018 | 1313-0032 |
| KLX450R 08-09                            | -         | 1313-0032 |
| KX450F 06-23                             | A29-1002  | 1313-0032 |
| KX450X 21-23                             | A29-1002  | 1313-0032 |
| KX450 SR 22-23                           | A29-1002  | 1313-0032 |
| KX500 84-87                              | -         | A29-1002  |
| <b>KTM</b>                               |           |           |
| SX-E 5 20-22                             | 1313-0082 | 1313-0082 |
| 50 SX 06-16                              | 1313-0082 | -         |
| 50 SX 17-23                              | 1313-0082 | 1313-0082 |
| 50 SXs, 50 SX 11-14                      | 1313-0082 | 1313-0082 |
| SM 50 06                                 | 1313-0082 | 1313-0081 |
| SX 50 MINI 17-23                         | 1313-0082 | 1313-0082 |
| SX PRO JR 50 02-06                       | 1313-0082 | 1313-0082 |

| LOWER & UPPER SHOCK BEARING KITS (CON'T) |           |           |
|--|-----------|-----------|
| MAKE/MODEL/YEAR                          | LOWER     | UPPER     |
| <b>KTM (CON'T)</b>                       |           |           |
| SX PRO SR 50 02-05                       | 1313-0082 | 1313-0082 |
| SX 65 02-08                              | 1313-0082 | 1313-0083 |
| SX 65 09-14                              | 1313-0083 | 1313-0082 |
| SX 65 15-23                              | 1313-0082 | 1313-0082 |
| SXS 65 13-14                             | 1313-0083 | 1313-0082 |
| XC 65 08                                 | 1313-0082 | 1313-0083 |
| XC 65 09                                 | 1313-0083 | 1313-0021 |
| SX 85 03-23                              | 1313-0021 | 1313-0021 |
| SX 85 BW 11-23                           | 1313-0021 | 1313-0021 |
| SXS 85 13-14                             | 1313-0021 | 1313-0021 |
| XC 85 08-09                              | 1313-0021 | 1313-0021 |
| SX 105 06-11                             | 1313-0021 | 1313-0021 |
| XC 105 08-09                             | 1313-0021 | -         |
| EGS 125 94                               | 1313-0081 | A27-1089  |
| EGS 125 98-99                            | 1313-0021 | -         |
| EXC 125 94                               | 1313-0081 | A27-1089  |
| EXC 125 98-09                            | 1313-0021 | A27-1089  |
| EKE 125 00-01                            | 1313-0021 | A27-1089  |
| SX 125 98-11                             | 1313-0021 | 1313-0078 |
| SX 125 12-20                             | 1313-0081 | 1313-0078 |
| SX 125 21-22                             | 1313-0081 | 1313-0224 |
| XC 125 21-22                             | 1313-0081 | 1313-0224 |
| SXS 125 04                               | 1313-0021 | A27-1089  |
| SX 144 07-08                             | 1313-0021 | A27-1089  |
| SX 150 09-11                             | 1313-0021 | 1313-0078 |
| SX 150 12-20                             | 1313-0081 | A27-1089  |
| SX 150 21-22                             | 1313-0081 | 1313-0224 |
| XC 150 10-11                             | 1313-0021 | 1313-0078 |
| XC 150 12-20                             | 1313-0081 | -         |
| XC-W 150 TPI 20-22                       | 1313-0081 | 1313-0160 |
| XC-W 150 17-19                           | 1313-0021 | 1313-0160 |
| XC-W 150 TPI 20-22                       | 1313-0021 | A27-1089  |
| EGS 200 98-99                            | 1313-0021 | A27-1089  |
| EXC 200 98-05                            | 1313-0021 | A27-1089  |
| MXC 200 98-03                            | 1313-0021 | A27-1089  |
| SX 200 00-04                             | 1313-0021 | A27-1089  |
| XC 200 06-09                             | 1313-0021 | A27-1089  |
| XC-W 200 06-16                           | 1313-0021 | 1313-0059 |
| EGS 250 94                               | 1313-0081 | A27-1089  |
| EGS 250 98-99                            | 1313-0021 | -         |
| EXC 250 94                               | 1313-0081 | A27-1089  |
| EXC 250 98-05                            | 1313-0021 | 1313-0160 |
| EXC-F 250 17-19                          | 1313-0021 | A27-1089  |
| EXC-G 250 RACING 02-05                   | 1313-0021 | 1313-0021 |
| FREERIDE 250 R 15-17                     | 1313-0021 | 1313-0021 |
| FREERIDE 205F 19                         | 1313-0021 | A27-1089  |
| MXC 250 98-01                            | 1313-0021 | -         |
| SX 250 94                                | 1313-0081 | A27-1089  |
| SX 250 98-11                             | 1313-0021 | 1313-0078 |
| SX 250 12-22                             | 1313-0081 | 1313-0078 |
| SX-F 250 05-10                           | 1313-0021 | 1313-0078 |
| SX-F 250 11-20                           | 1313-0081 | 1313-0078 |
| 250 SX-F FACTORY EDITION 15              | 1313-0081 | A27-1089  |
| SX-F 250 21-23                           | 1313-0081 | -         |
| SXS 250 01                               | 1313-0021 | A27-1089  |
| SXS 250 03-04                            | 1313-0021 | A27-1089  |
| XC 250 06-11                             | 1313-0021 | 1313-0078 |
| XC 250 12-19                             | 1313-0081 | 1313-0078 |
| XC250 TPI 20-22                          | 1313-0081 | A27-1078  |
| XC-F 250 07-09                           | 1313-0021 | 1313-0078 |
| XC-F 250 11-20                           | 1313-0081 | -         |
| XC-F 250 21-22                           | 1313-0081 | 1313-0224 |
| XC-FW 250 06-16                          | 1313-0021 | A27-1089  |
| XC-W 250 06-16                           | 1313-0021 | 1313-0160 |
| XC-W 250 17-18                           | 1313-0021 | 1313-0160 |
| XC-W 250 TPI 18-22                       | 1313-0021 | 1313-0160 |
| EGS 300 94                               | 1313-0081 | A27-1089  |
| EGS 300 98-99                            | 1313-0021 | -         |
| EXC 300 94                               | 1313-0081 | A27-1089  |
| EXC 300 98-05                            | 1313-0021 | -         |
| MXC 300 94                               | 1313-0081 | A27-1089  |
| MXC 300 98-05                            | 1313-0021 | -         |
| SX 300 94                                | 1313-0081 | A27-1089  |
| XC 300 06-11                             | 1313-0021 | 1313-0078 |

| LOWER & UPPER SHOCK BEARING KITS (CON'T) |           |           |
|--|-----------|-----------|
| MAKE/MODEL/YEAR                          | LOWER     | UPPER     |
| <b>KTM (CON'T)</b>                       |           |           |
| XC 300 12-19                             | 1313-0081 | 1313-0078 |
| XC 300 TPI 20-22                         | 1313-0081 | 1313-0078 |
| XC-W 300 06-16                           | 1313-0021 | 1313-0160 |
| XC-W 300 17-18                           | 1313-0021 | A27-1089  |
| XC-W 300 SIX DAYS 15-16                  | 1313-0021 | 1313-0160 |
| XC-W 300 SIX DAYS 17-18                  | 1313-0021 | 1313-0160 |
| XC-W 300 TPI 19-22                       | 1313-0021 | 1313-0160 |
| XC 300 TPI ERZBERGRODEO 20               | 1313-0021 | 1313-0160 |
| XC 300 TPI SIX DAYS 20                   | 1313-0021 | A27-1089  |
| EXC-F 350 12-16                          | 1313-0021 | 1313-0160 |
| EXC-F 350 17-23                          | 1313-0021 | 1313-0160 |
| SX-F 350 11-20                           | 1313-0081 | 1313-0078 |
| SX-F 350 21-22                           | 1313-0081 | 1313-0224 |
| XC-F 350 11-20                           | 1313-0081 | A27-1089  |
| XC-F 350 11-20                           | 1313-0021 | 1313-0160 |
| XC-FW 350 12-16                          | 1313-0021 | A27-1089  |
| XC-FW 350 SIX DAYS 15-16                 | 1313-0021 | 1313-0160 |
| XC-FW 350 20                             | 1313-0021 | A27-1089  |
| XC-FW 350 20-22                          | 1313-0021 | 1313-0160 |
| EGS 380 98-99                            | 1313-0021 | A27-1089  |
| EXC 380 98-02                            | 1313-0021 | A27-1089  |
| MXC 380 98-01                            | 1313-0021 | A27-1089  |
| SX 380 98-02                             | 1313-0021 | -         |
| COMP. 400 98                             | 1313-0081 | -         |
| EGS 400 94-96                            | 1313-0081 | -         |
| EXC 400 94-96                            | 1313-0081 | A27-1089  |
| EXC 400 00-02                            | 1313-0021 | A27-1089  |
| EXC-G 400 04-06                          | 1313-0021 | -         |
| LC4 400 98                               | 1313-0081 | -         |
| LC4-E 400 00-01                          | 1313-0021 | A27-1089  |
| MXC 400 01-02                            | 1313-0021 | 1313-0021 |
| SX 400 98                                | 1313-0081 | A27-1089  |
| SX 400 00-02                             | 1313-0021 | A27-1089  |
| SXC 400 00                               | 1313-0021 | A27-1089  |
| XC-W 400 07-10                           | 1313-0021 | A27-1089  |
| EXC 450 03-11                            | 1313-0021 | 1313-0160 |
| EXC-F450 20-23                           | 1313-0021 | 1313-0160 |
| EXC-F 450 SIX DAYS 17-23                 | 1313-0021 | A27-1089  |
| EXC-G 450 03-07                          | 1313-0021 | A27-1089  |
| EXC-R 450 08                             | 1313-0021 | A27-1089  |
| MXC-G 450 03-05                          | 1313-0021 | A27-1089  |
| SMR 450 05-07                            | 1313-0021 | A27-1089  |
| SMS 450 03-04                            | 1313-0021 | A27-1089  |
| SX 450 03-06                             | 1313-0021 | A27-1089  |
| SX-F 450 07-10                           | 1313-0021 | 1313-0078 |
| SX-F 450 11-20                           | 1313-0081 | 1313-0078 |
| SX-F 450 21-22                           | 1313-0081 | 1313-0224 |
| 450 SX-F FACTORY EDITION 15-19           | 1313-0081 | A27-1089  |
| 450 SX-F FACTORY EDITION 20-21           | 1313-0081 | -         |
| 450 SX-F FACTORY EDITION 22              | 1313-0081 | -         |
| SXS 450 03-04                            | 1313-0021 | A27-1089  |
| XC 450 04-07                             | 1313-0021 | A27-1089  |
| XC-F 450 08-09                           | 1313-0021 | 1313-0078 |
| XC-F 450 13-20                           | 1313-0081 | A27-1089  |
| XC-F 450 21-22                           | 1313-0081 | 1313-0224 |
| XCR-W 450 08                             | 1313-0021 | 1313-0021 |
| EXC-F450 SIX DAYS 17-19                  | 1313-0160 | A27-1089  |
| XC-W 450 07-16                           | 1313-0021 | A27-1089  |
| EXC 500 12-16                            | 1313-0021 | A27-1089  |
| EXC 500 SIX DAYS 12-16                   | 1313-0021 | 1313-0160 |
| EXC-F 500 17-23                          | 1313-0021 | 1313-0160 |
| EXC-F 500 SIX DAYS 20-23                 | 1313-0021 | 1313-0160 |
| XC-FW 500 20-22                          | 1313-0021 | 1313-0160 |
| XC-W 500 12-16                           | 1313-0021 | A27-1089  |
| SX-F 505 08                              | 1313-0021 | A27-1089  |
| XC-F 505 08-09                           | 1313-0021 | A27-1089  |
| EXC 520 00-02                            | 1313-0021 | A27-1089  |
| MXC 520 01-02                            | 1313-0021 | A27-1089  |

CONTINUED ON NEXT PAGE

APPAREL  
HELMETS & GOGGLES  
RIDER ARMOR  
OUTERWEAR  
YOUTH  
LUGGAGE & PACKS  
BIKE BODY  
BIKE CONTROLS  
BIKE SUSPENSION  
BIKE BRAKING  
BIKE DRIVE  
BIKE BEARINGS  
BIKE ENGINE  
BIKE ELECTRICAL  
BIKE EXHAUST  
BIKE WHEELS  
BICYCLE  
GARAGE & PROMO  
SIZING CHART

| LOWER & UPPER SHOCK BEARING KITS (CON'T) |           |           |
|--|-----------|-----------|
| MAKE/MODEL/YEAR                          | LOWER     | UPPER     |
| <b>KTM (CON'T)</b>                       |           |           |
| SX 520 00 - 02                           | 1313-0021 | A27-1089  |
| EXC 525 03 - 07                          | 1313-0021 | A27-1089  |
| MXC-6 525 03 - 05                        | 1313-0021 | A27-1089  |
| SMR 525 05                               | 1313-0021 | A27-1089  |
| SX 525 03 - 06                           | 1313-0021 | A27-1089  |
| XC 525 06 - 07                           | 1313-0021 | A27-1089  |
| XC-W 525 07                              | 1313-0021 | A27-1089  |
| EXC 530 09 - 11                          | 1313-0021 | A27-1089  |
| EXC-R 530 08 - 09                        | 1313-0021 | A27-1089  |
| XCR-W 530 08                             | 1313-0021 | A27-1089  |
| XC-W 530 09 - 11                         | 1313-0021 | A27-1089  |
| SMR 560 06 - 07                          | 1313-0021 | 1313-0081 |
| ENDURO R 690 09-20                       | -         | -         |
| ADVENTURE 790 20                         | 1313-0021 | -         |
| ADVENTURE 790R 20                        | 1313-0021 | 1313-0081 |
| ADVENTURE 890 21                         | 1313-0021 | -         |
| ADVENTURE R 890 21                       | 1313-0021 | -         |
| ADVENTURE R RALLY 890 21                 | 1313-0021 | -         |
| SMC 690 09 - 10                          | -         | -         |
| <b>SHERCO</b>                            |           |           |
| ST 125 RACING 21                         | 1313-0077 | -         |
| SC-F-R 250 19                            | A29-1016  | 1313-0208 |
| SC-R 250 19                              | A29-1016  | 1313-0208 |
| SE F-R 250                               | -         | -         |
| FACTORY 18-23                            | -         | 1313-0208 |
| SE F-R 250 SIX DAYS 18                   | -         | 1313-0208 |
| SE-R 250 17-19                           | -         | 1313-0208 |
| SE-R 250 FACTORY 16                      | -         | 1313-0206 |
| SE-R 250 FACTORY 18                      | -         | 1313-0208 |
| SE-R 250 FACTORY 19                      | A29-1016  | 1313-0208 |
| SE-R 250 FACTORY 20-21                   | A29-1016  | -         |
| SE-R 250 SIX DAYD 18                     | -         | 1313-0208 |
| SE-F-R 300 17-18                         | -         | 1313-0208 |
| SE-F-R 300 FACTORY 16                    | -         | 1313-0206 |
| SE-F-R300 SIX DAYS 18                    | -         | 1313-0208 |
| SC-R 300 19                              | A29-1016  | 1313-0208 |
| SC F-R 300 19                            | A29-1016  | 1313-0208 |
| SE-R 300 14-16                           | -         | 1313-0206 |

| LOWER & UPPER SHOCK BEARING KITS (CON'T) |           |           |
|--|-----------|-----------|
| MAKE/MODEL/YEAR                          | LOWER     | UPPER     |
| <b>SHERCO (CON'T)</b>                    |           |           |
| SE-R 300 17-19                           | -         | 1313-0208 |
| SE-R 300 21-23                           | -         | 1313-0208 |
| SE-R 300 FACTORY 19                      | A29-1016  | 1313-0208 |
| SE-R 300 SIX DAYS 18                     | -         | 1313-0208 |
| SE-R 300 FACTORY 21                      | A29-1016  | 1313-0208 |
| ST 300 RACING 21                         | 1313-0077 | -         |
| SC F-R 450 19                            | A29-1016  | 1313-0208 |
| SE F-R 450 17-19                         | -         | 1313-0208 |
| SE F-R 450                               | -         | -         |
| FACTORY 18-19                            | -         | 1313-0208 |
| SE F-R 300 FACTORY 21                    | A29-1016  | 1313-0208 |
| SE F-R 450 SIX DAYS 18                   | -         | 1313-0208 |
| SE-F-R 450 21                            | A29-1016  | 1313-0208 |
| <b>SUZUKI</b>                            |           |           |
| RM60 03                                  | 1313-0075 | 1313-0032 |
| RM80 90 - 01                             | 1313-0017 | -         |
| RM85/L 03                                | -         | 1313-0004 |
| RM85 05 - 21                             | 1313-0037 | 1313-0004 |
| DR-Z125/L 03 - 20                        | -         | 1313-0004 |
| RM125 96-99                              | 1313-0018 | -         |
| RM125 00                                 | 1313-0018 | -         |
| RM125 01                                 | -         | 1313-0004 |
| RM125 02 - 08                            | -         | 1313-0197 |
| RM250 90                                 | -         | 1313-0004 |
| RM250 96 - 99                            | 1313-0018 | -         |
| RM250 00                                 | 1313-0018 | -         |
| RMX250 91                                | A29-1011  | -         |
| RMX250 92 - 99                           | A29-1011  | 1313-0032 |
| RMZ250 04 - 06                           | -         | 1313-0004 |
| RMZ250 10-20                             | -         | -         |
| RMZ 250 19-22                            | A29-1003  | 1313-0062 |
| DRZ400E 00 - 03                          | 1313-0018 | -         |
| DRZ400K 00 - 03                          | 1313-0018 | -         |
| DRZ400S 00 - 22                          | 1313-0018 | -         |
| DRZ400SM 05 - 22                         | 1313-0018 | -         |
| RMX450Z 17                               | -         | 1313-0004 |
| RMZ450 18-22                             | A29-1003  | 1313-0062 |
| <b>YAMAHA</b>                            |           |           |
| YZ85 19-23                               | -         | 1313-0207 |

| LOWER & UPPER SHOCK BEARING KITS (CON'T) |           |           |
|--|-----------|-----------|
| MAKE/MODEL/YEAR                          | LOWER     | UPPER     |
| <b>YAMAHA (CON'T)</b>                    |           |           |
| TTR125LE DISC BRAKE 03-23                | -         | 1313-0199 |
| YZ125 83 - 88                            | -         | 1313-0006 |
| YZ125 89 - 92                            | A29-1010  | -         |
| YZ125 93 - 97                            | A29-1010  | -         |
| YZ125 98 - 00                            | A29-1010  | 1313-0035 |
| YZ125 01 - 23                            | A29-1016  | 1313-0034 |
| YZ125X 20-23                             | A29-1016  | 1313-0034 |
| TTR225 99-05                             | A29-1016  | -         |
| WR250 91 - 93                            | 1313-0199 | -         |
| WR250 94 - 97                            | A29-1010  | 1313-0035 |
| WR250F 15 - 21                           | A29-1016  | 1313-0034 |
| YZ250 83 - 88                            | A29-1016  | 1313-0006 |
| YZ250 89                                 | A29-1020  | 1313-0006 |
| YZ250 90 - 92                            | A29-1010  | -         |
| YZ250 93 - 97                            | A29-1010  | 1313-0035 |
| YZ250 98 - 00                            | A29-1010  | 1313-0035 |
| YZ250 06 - 23                            | A29-1016  | 1313-0034 |
| YZ250X 16 - 23                           | A29-1016  | 1313-0034 |
| YZ250F 14 - 23                           | A29-1016  | 1313-0034 |
| YZ250FX 15 - 23                          | A29-1016  | 1313-0034 |
| TT350 87                                 | A29-1016  | -         |
| WR400F 98 - 00                           | 1313-0006 | 1313-0035 |
| YZ400F 98 - 99                           | A29-1016  | 1313-0035 |
| WR426F 01 - 02                           | A29-1016  | 1313-0034 |
| YZ426F 00                                | A29-1016  | 1313-0035 |
| YZ426F 01 - 02                           | A29-1016  | 1313-0034 |
| WR450F 16-23                             | A29-1016  | 1313-0034 |
| YZ450F 03-23                             | A29-1016  | 1313-0034 |
| YZ450FX 16-23                            | A29-1016  | 1313-0034 |
| IT490 83 - 84                            | A29-1016  | 1313-0006 |
| YZ490 83 - 90                            | -         | 1313-0006 |
| WR500 92 - 93                            | A29-1010  | -         |
| SUPER TENERE 1200 12-19                  | -         | 1313-0226 |
| SUPER TENERE 1200 19-22                  | -         | 1313-0225 |

**CRANK BEARING KITS**

- Precision Japanese crank bearings
- Kits contain right and left crankshaft bearings
- 2-stroke kits contain outer seals
- Seals designed with a fluorocarbon lip to reduce dry start friction on 2-stroke engines
- 4-stroke crank bearings do not include seals

\$31.95 - \$148.95



| CRANK BEARING KITS    |           |
|-----------------------|-----------|
| MAKE/MODEL/YEAR       | PART #    |
| <b>BETA</b>           |           |
| EVO 2T 125 13-23      | 0924-0643 |
| EVO 2T 125FACTORY 22  | 0924-0643 |
| EVO 2T 200 13-23      | 0924-0643 |
| EVO 2T 200 FACTORY 22 | 0924-0643 |
| EVO 2T 250 13-22      | 0924-0643 |
| EVO 2T 250 FACTORY 22 | 0924-0643 |
| RR 2T 250 13-23       | 0924-0645 |
| RR 2T 250 RACE 22     | 0924-0645 |
| EVO 2T 300 13-23      | 0924-0643 |
| EVO 2T 300 FACTORY 22 | 0924-0643 |
| EVO 4T 300 09-23      | 0924-0646 |
| EVO 4T 300 FACTORY 22 | 0924-0646 |
| RR 2T 300 13-23       | 0924-0645 |

| CRANK BEARING KITS (CON'T) |           |
|----------------------------|-----------|
| MAKE/MODEL/YEAR            | PART #    |
| <b>BETA (CON'T)</b>        |           |
| RR 2T 300 RACE 22-23       | 0924-0645 |
| RX 2T 300 21-23            | 0924-0645 |
| XTRAINER 300 15-23         | 0924-0645 |
| RR 4T 350 11-23            | 0924-0644 |
| RR 4T 350 RACE 22-23       | 0924-0644 |
| RR-S 4T 350 17-23          | 0924-0644 |
| RR 4T 350 11-23            | 0924-0644 |
| RR 4T 390 15-23            | 0924-0644 |
| RR 4T 390 RACE 22-23       | 0924-0644 |
| RR -S 4T 390 17-23         | 0924-0644 |
| RR-S 4T 390 RACE 22-23     | 0924-0644 |
| RR 4T 430 15-23            | 0924-0644 |
| RR 4T 430 RACE 22-23       | 0924-0644 |
| RR-S 4T 430 17-23          | 0924-0644 |
| RR 4T 480 18-23            | 0924-0644 |
| RR 4T 480 RACE 22-23       | 0924-0644 |

| CRANK BEARING KITS (CON'T) |           |
|----------------------------|-----------|
| MAKE/MODEL/YEAR            | PART #    |
| <b>BETA (CON'T)</b>        |           |
| RR-S 4T 500 17-23          | 0924-0644 |
| <b>COBRA</b>               |           |
| CX 65 07-14                | A24-1006  |
| <b>GAS GAS</b>             |           |
| MC 50 21-23                | 0924-0221 |
| MC 65 21-23                | 0924-0225 |
| MC 125 21-23               | 0924-0219 |
| EC200 05-07                | 0924-0290 |
| EC200 08-19                | 0924-0603 |
| XC200 18 - 19              | 0924-0603 |
| EC250 03-07                | 0924-0290 |
| EC250 08 - 13              | 0924-0603 |
| EC250 14-19                | 0924-0603 |
| EC250 REPLICIA 13-14       | 0924-0603 |
| MC250 03-07                | 0924-0290 |
| MC250 08-09                | 0924-0603 |
| ENDURO GP 250 18           | 0924-0603 |
| EC250 SIX DAYS 19          | 0924-0603 |
| SM250 03-05                | 0924-0290 |
| XC250 18-19                | 0924-0603 |
| EC300 03-07                | 0924-0290 |
| EC300 REPLICIA 13-14       | 0924-0603 |
| ENDURO GP 300 18           | 0924-0603 |
| EC300 08-19                | 0924-0603 |
| EC300 21-23                | 0924-0220 |
| EX300 21-23                | 0924-0220 |
| EC300 SIX DAYS 19          | 0924-0603 |
| XC300 18-19                | 0924-0603 |
| EC RANGER 300 20           | 0924-0603 |
| <b>HONDA</b>               |           |
| CRF50F 04-23               | A24-1031  |

| CRANK BEARING KITS (CON'T) |           |
|----------------------------|-----------|
| MAKE/MODEL/YEAR            | PART #    |
| <b>HONDA (CON'T)</b>       |           |
| XR50R 00-03                | A24-1031  |
| Z-50 68-78                 | A24-1031  |
| Z-50R 79-99                | A24-1031  |
| Z-50RD 86                  | A24-1031  |
| CRF70F 04-12               | A24-1031  |
| CT70 TRAIL 69-94           | A24-1031  |
| SL70 71-73                 | A24-1031  |
| XL70 76                    | A24-1031  |
| XR70R 97-03                | A24-1031  |
| XL75 77-79                 | A24-1031  |
| XR75 77-78                 | A24-1031  |
| CR80R/RB 85-02             | A24-1002  |
| CR80 RB 96-02              | A24-1002  |
| CR85R/RB 03-07             | A24-1002  |
| CT90 TRAIL 66-79           | A24-1045  |
| CRF110F 13-23              | 0924-0291 |
| CR125R 86-07               | A24-1003  |
| CRF125F 14-23              | 0924-0291 |
| CRF125FB 14-23             | 0924-0291 |
| CRF230F 19                 | 0924-0608 |
| CR250R 84-91               | A24-1004  |
| CR250R 92-07               | A24-1030  |
| CR500R 84-01               | A24-1004  |
| <b>HUSABERG</b>            |           |
| TE250 11-14                | 0924-0220 |
| TE300 11-14                | 0924-0220 |
| <b>HUSQVARNA</b>           |           |
| TC50 18-23                 | 0924-0221 |
| TC65 18-23                 | 0924-0225 |
| CR125 98-99                | 0924-0228 |
| CR125 00-13                | 0924-0229 |

| CRANK BEARING KITS (CON'T) |           |
|----------------------------|-----------|
| MAKE/MODEL/YEAR            | PART #    |
| <b>HUSQVARNA (CON'T)</b>   |           |
| SM125 98                   | 0924-0228 |
| TC125 14-23                | 0924-0219 |
| TE125 15-16                | 0924-0219 |
| WR125 98-99                | 0924-0228 |
| WR125 00-13                | 0924-0229 |
| TE150 17-19                | 0924-0219 |
| TE 150I 20-22              | 0924-0219 |
| CR250 99-04                | 0924-0228 |
| TC250 14-23                | 0924-0220 |
| TE250 14-18                | 0924-0220 |
| TE250/300 I 18-23          | 0924-0220 |
| WR250 99-13                | 0924-0228 |
| TE300 14-18                | 0924-0220 |
| TX300 17-19                | 0924-0220 |
| TX300I 20                  | 0924-0220 |
| WR300 08-13                | 0924-0228 |
| <b>KAWASAKI</b>            |           |
| KDX50 03-06                | 0924-0102 |
| KX60 83-03                 | A24-1006  |
| KX65 00-23                 | A24-1006  |
| KDX80 82-88                | A24-1006  |
| KX80 81-00                 | A24-1006  |
| KX80 BIG WHEEL 92-94       | A24-1006  |
| KX85 01-23                 | A24-1006  |
| KX85 BIG WHEEL 01-18       | A24-1006  |
| KX100 95-21                | A24-1006  |
| KX112 22-23                | A24-1006  |
| KX125 88-05                | A24-1008  |
| KLX140 08-22               | 0924-0218 |
| KLX1406 17-22              | 0924-0218 |
| KLX140L 08-22              | 0924-0218 |
| KDX200 91-06               | A24-1045  |
| KDX220 97-05               | A24-1045  |
| KLX230, ABS, R, RS 21-23   | 0924-0017 |
| KDX250 80-84               | A24-1009  |
| KDX250 91-94               | A24-1010  |
| KLR250 85-05               | A24-1042  |
| KLX250S 06-20              | 0924-0610 |
| KLX250SF 09-10             | 0924-0610 |
| KX250 80-86                | A24-1009  |
| KX250 87-01                | A24-1010  |
| KX250 02-07                | 0924-0007 |
| KX250F 04-23               | 0924-0103 |
| KX250X 21-23               | 0924-0103 |
| KX500 83-04                | A24-1011  |
| <b>KTM</b>                 |           |
| 50 SX 06-07                | 0924-0223 |
| 50 SX 10-23                | 0924-0221 |
| SX 50 MINI 09-23           | 0924-0221 |
| 50 SX5 11-14               | 0924-0221 |
| JR ADV 50 02-03            | 0924-0223 |
| MINI ADV 50 02-07          | 0924-0223 |
| SM 50 06                   | 0924-0223 |
| SR ADV 50 02-07            | 0924-0223 |
| SX 50 MINI 08              | 0924-0223 |
| SX50 MINI 09-23            | 0924-0221 |
| SX PRO JR 50 02-08         | 0924-0223 |
| SX PRO JR 50 09            | 0924-0221 |
| SX PRO SR 50 02-05         | 0924-0223 |
| SX 65 09-23                | 0924-0225 |
| SXS 65 13-14               | 0924-0225 |
| XC 65 09                   | 0924-0225 |
| EGS 125 98-99              | 0924-0219 |
| EXC 125 98-09              | 0924-0219 |
| EXE 125 00-01              | 0924-0219 |
| SX 125 98-23               | 0924-0219 |
| XC 125 21-23               | 0924-0219 |
| SXS 125 04                 | 0924-0219 |
| SX 144 07-08               | 0924-0219 |
| SX 150 09-22               | 0924-0219 |
| XC 150 10-14               | 0924-0219 |
| XC-W 150 17-19             | 0924-0219 |
| XC-W 150 TPI 20-22         | 0924-0219 |
| EGS 200 98-99              | 0924-0219 |

| CRANK BEARING KITS (CON'T)   |           |
|------------------------------|-----------|
| MAKE/MODEL/YEAR              | PART #    |
| <b>KTM (CON'T)</b>           |           |
| EXC 200 98-05                | 0924-0219 |
| MXC 200 98-03                | 0924-0219 |
| SX 200 00-04                 | 0924-0219 |
| XC 200 06-09                 | 0924-0219 |
| XC-W 200 06-16               | 0924-0219 |
| EXC 250 04-05                | 0924-0220 |
| EXC-G 250 RACING 02-05       | 0924-0227 |
| FREERIDE 250 R 15-17         | 0924-0220 |
| SX 250 03-23                 | 0924-0220 |
| SX-F 250 05-12               | 0924-0226 |
| SXS 250 03-04                | 0924-0220 |
| XC 250 06-23                 | 0924-0220 |
| XC 250 TPI 20-22             | 0924-0220 |
| XC-F 250 07-12               | 0924-0226 |
| XC-FW 250 06-12              | 0924-0226 |
| XC-W 250 06-18               | 0924-0220 |
| XC-W 250 TPI 18-22           | 0924-0220 |
| EXC 300 04-05                | 0924-0220 |
| MXC 300 04-05                | 0924-0220 |
| XC 300 06-23                 | 0924-0220 |
| XC 300 TPI 20-22             | 0924-0220 |
| XC-W 300 06-18               | 0924-0220 |
| XC-W 300 SIX DAYS 15-18      | 0924-0220 |
| XC-W 300 TPI 19-22           | 0924-0220 |
| XC-W 300 TPI ERZBERGRODEO 20 | 0924-0220 |
| XC-W 300 TPI SIX DAYS 20     | 0924-0220 |
| EXC 400 00-02                | 0924-0227 |
| EXC-G 400 04-06              | 0924-0227 |
| MXC 400 01-02                | 0924-0227 |
| SX 400 01-02                 | 0924-0227 |
| XC-W 400 07                  | 0924-0227 |
| EXC 450 03-07                | 0924-0227 |
| EXC-G 450 04-07              | 0924-0227 |
| MXC-G 450 03-05              | 0924-0227 |
| SMR 450 05-07                | 0924-0227 |
| SMS 450 03-04                | 0924-0227 |
| SX 450 03-06                 | 0924-0227 |
| SXS 450 03-04                | 0924-0227 |
| XC 450 04-07                 | 0924-0227 |
| XC-W 450 07                  | 0924-0227 |
| EXC 520 00-02                | 0924-0227 |
| MXC 520 01-02                | 0924-0227 |
| SX 520 00-02                 | 0924-0227 |
| EXC 525 03-07                | 0924-0227 |
| MXC-G 525 03-05              | 0924-0227 |
| SMR 525 05                   | 0924-0227 |
| SX 525 03-06                 | 0924-0227 |
| XC 525 06-07                 | 0924-0227 |
| XC-W 525 07                  | 0924-0227 |
| SXS 540 01                   | 0924-0227 |
| <b>SUZUKI</b>                |           |
| JR50 78-06                   | 0924-0102 |
| RM60 03                      | A24-1006  |
| RM65 03-05                   | A24-1006  |
| RM80 89-01                   | A24-1014  |
| RM85/L 02-22                 | A24-1014  |
| RM100 03                     | A24-1006  |
| RM125 82-88                  | A24-1015  |
| RM125 89-08                  | A24-1016  |
| DR-2125 03-21                | A24-1036  |
| DR-2125L 03-21               | A24-1036  |
| DR250 82-85                  | A24-1042  |
| RM250 96-02                  | A24-1021  |
| RMZ250 04-06                 | 0924-0103 |
| DR400 80                     | A24-1042  |
| <b>YAMAHA</b>                |           |
| DT50 88-90                   | A24-1022  |
| PW50 81-23                   | 0924-0237 |
| QT50 79-87                   | 0924-0237 |
| YZ50 80                      | A24-1022  |
| YZ60 81-83                   | A24-1022  |
| YZ65 18-23                   | 0924-0604 |

| CRANK BEARING KITS (CON'T) |           |
|----------------------------|-----------|
| MAKE/MODEL/YEAR            | PART #    |
| <b>YAMAHA (CON'T)</b>      |           |
| DT80 81-83                 | A24-1022  |
| GT80 73-80                 | A24-1022  |
| LB80 76-78                 | A24-1022  |
| MX80 80-81                 | A24-1022  |
| TY80 74-75                 | A24-1022  |
| YZ80 74-77                 | A24-1022  |
| YZ80 80-92                 | A24-1022  |
| YZ80 93-01                 | A24-1023  |
| YZ85 02-18                 | A24-1023  |
| YZ 85 19-23                | 0924-0604 |
| YZ 85LW 22-23              | 0924-0604 |
| YZ100 76-81                | 0924-0216 |
| YZ100 82-83                | 0924-0215 |
| DT125 74-81                | 0924-0215 |
| IT125 80-81                | 0924-0216 |
| MX125 74-75                | 0924-0215 |
| MX125 76                   | 0924-0216 |
| YZ125 74-75                | 0924-0215 |
| YZ125 76-79                | 0924-0216 |
| YZ125 80-85                | 0924-0215 |
| YZ125 86-00                | A24-1024  |
| YZ125 01-04                | A24-1025  |
| YZ125 05-23                | 0924-0019 |
| YZ125X 20-23               | 0924-0019 |
| CT175 72                   | 0924-0215 |
| DT175 74-81                | 0924-0215 |
| IT175 77-81                | 0924-0216 |
| IT175 82-83                | 0924-0215 |

| CRANK BEARING KITS (CON'T) |           |
|----------------------------|-----------|
| MAKE/MODEL/YEAR            | PART #    |
| <b>YAMAHA (CON'T)</b>      |           |
| MX175 74-81                | 0924-0215 |
| TY175 75-76                | 0924-0215 |
| YZ175 76                   | 0924-0216 |
| DT250 77-79                | A24-1026  |
| IT250 77-83                | A24-1026  |
| MX250 75                   | A24-1026  |
| XT250 08-22                | 0924-0128 |
| TTR250 99-06               | 0924-0128 |
| TY250 74-77                | A24-1026  |
| WR250 91-97                | A24-1027  |
| YZ250 76-87                | A24-1026  |
| YZ250 88-97                | A24-1027  |
| YZ250 98-00                | A24-1028  |
| YZ250 01-23                | A24-1029  |
| YZ250X 16-23               | A24-1029  |
| TT350 86-87                | A24-1042  |
| TY350 85-86                | A24-1026  |
| XT350 85-00                | A24-1042  |
| DT400 75-78                | 0924-0214 |
| IT400 76-79                | 0924-0214 |
| MX400 75                   | 0924-0214 |
| YZ400 76-79                | 0924-0214 |
| IT425 80                   | 0924-0214 |
| IT465 81-82                | 0924-0214 |
| YZ465 80-81                | 0924-0214 |
| IT480 83-84                | 0924-0214 |
| YZ490 82-90                | 0924-0214 |
| WR500 92-93                | 0924-0214 |



APPAREL

HELMETS & GOGGLES

RIDER ARMOR

OUTERWEAR

YOUTH

LUGGAGE & PACKS

BIKE BODY

BIKE CONTROLS

BIKE SUSPENSION

BIKE BRAKING

BIKE DRIVE

BIKE BEARINGS

BIKE ENGINE

BIKE ELECTRICAL

BIKE EXHAUST

BIKE WHEELS

BICYCLE

GARAGE & PROMO

-sizing chart



**WHEEL BEARING AND SEAL KITS FOR TALON HUBS** **\$12<sup>95</sup> - \$33<sup>95</sup>**

- All bearings and seals required to refit a wheel with Talon hubs
- Premium high-speed bearings with low drag triple lip seals and nitrile elastomer outer seals to keep water and dirt out, extending bearing life
- Packed with Chevron SR1-2 high performance grease with rust and oxidation inhibitors
- Kits are per wheel

| WHEEL BEARING AND SEAL KITS FOR TALON HUBS |           |           |
|--|-----------|-----------|
| MAKE/MODEL/YEAR                            | FRONT     | REAR      |
| <b>HONDA</b>                               |           |           |
| CR80/85 92-07                              | 0215-0227 | 0215-0241 |
| CR125 02-07                                | 0215-0229 | 0215-0240 |
| CRF150R/RB 07-20                           | 0215-0227 | -         |
| CR250/CRF250F 02-20                        | 0215-0229 | 0215-0240 |
| CRF450X 05-17                              | -         | 0215-0240 |
| CRF450X 19-20                              | 0215-0229 | 0215-0240 |
| CRF450R 02-20                              | 0215-0229 | 0215-0240 |
| CRF450RX 17-20                             | 0215-0229 | 0215-0240 |
| CRF450RWE 19-20                            | 0215-0229 | 0215-0240 |
| CRF450L 19-20                              | 0215-0229 | 0215-0240 |
| XR600R 93-00                               | -         | 0215-0240 |
| XR650R 00-07                               | -         | 0215-0240 |
| <b>KAWASAKI</b>                            |           |           |
| KX65 00-18                                 | 0215-0226 | -         |
| KX80/85/100 98-20                          | 0215-0226 | 0215-0241 |
| KX125 00-05                                | 0215-0229 | -         |
| KX125 03-07                                | -         | 0215-0240 |
| KX250 00-02                                | 0215-0229 | -         |
| KX250/KX250F 03-20                         | 0215-0229 | 0215-0240 |
| KLX400R/SR 03-04                           | 0215-0229 | 0215-0240 |
| KLX450R 06-14                              | 0215-0229 | 0215-0240 |
| KX450F 06-20                               | 0215-0229 | 0215-0240 |
| KX500 00-04                                | 0215-0229 | -         |
| KX500 03-04                                | -         | 0215-0240 |
| <b>KTM</b>                                 |           |           |
| 65 01-18                                   | 0215-0227 | 0215-0227 |
| 85 05-20                                   | -         | 0215-0760 |

| WHEEL BEARING AND SEAL KITS FOR TALON HUBS (CON'T) |           |           |
|--|-----------|-----------|
| MAKE/MODEL/YEAR                                    | FRONT     | REAR      |
| <b>KTM (CON'T)</b>                                 |           |           |
| SX85 BW 18-20                                      | -         | 0215-0760 |
| 125-525 OFF-ROAD 03-12                             | A25-1402  | -         |
| 125-525 OFF-ROAD 97-12                             | -         | 0215-0240 |
| XC-W 300 TPI 19-20                                 | -         | 0215-0760 |
| EXC-F 350 12-20                                    | -         | 0215-0760 |
| XC-W 450 SIX DAYS 10                               | -         | 0215-0760 |
| EXC-F 500 17-20                                    | -         | 0215-0760 |
| <b>SUZUKI</b>                                      |           |           |
| RM65 03-05   | 0215-0226 | -         |
| RM80/85 90-19                                      | 0215-0227 | 0215-0241 |
| RM 125 01-07                                       | 0215-0229 | 0215-0240 |
| RM 125 00  | -         | 0215-0240 |
| RM250 01-08  | 0215-0229 | 0215-0240 |
| RM250 00   | -         | 0215-0240 |
| RMZ250 04-06                                       | 0215-0229 | 0215-0240 |
| DRZ400K/R/S/SM 00-20                               | 0215-0229 | 0215-0240 |
| RMZ450 05-19                                       | 0215-0229 | 0215-0240 |
| <b>YAMAHA</b>                                      |           |           |
| YZ80 93-01   | 0215-0227 | 0215-0241 |
| YZ85 02-18   | 0215-0227 | 0215-0241 |
| YZ85 19-20   | -         | 0215-0241 |
| YZ125 02-20  | 0215-0229 | 0215-0240 |
| YZ125X 20  | 0215-0229 | 0215-0240 |
| WR250F 01-19                                       | 0215-0229 | 0215-0240 |
| WR250F 20  | -         | 0215-0240 |
| YZ250 02-20  | 0215-0229 | 0215-0240 |
| YZ250X 16-20                                       | 0215-0229 | 0215-0240 |
| YZ250F 02-13                                       | 0215-0229 | -         |
| YZ250F 02-08                                       | -         | 0215-0240 |
| YZ400F 98-99                                       | 0215-0229 | -         |
| YZ400F 99  | -         | 0215-0240 |
| WR426F 01-02                                       | 0215-0229 | 0215-0240 |
| YZ426F 00-02                                       | 0215-0229 | 0215-0240 |
| YZ450F 02-13                                       | 0215-0229 | -         |
| YZ450F 02-08                                       | 0215-0229 | 0215-0240 |
| WR450F 03-19                                       | 0215-0229 | 0215-0240 |
| WR450F 20  | -         | 0215-0240 |



KADE JOHNSON

**REAR WHEEL BEARING UPGRADE KIT**

**\$22<sup>95</sup> - \$67<sup>95</sup>**

- Instead of just replacing the worn bearings in your Husaberg, Husqvarna or KTM, upgrade them with this complete kit
- Husaberg, Husqvarna and KTM use low load wheel bearings; this kit brings them up to spec
- Upgrade your bearings, spacers, and seals in one shot
- Replacement bearing and seal kit available; 0215-0220 - retail \$19.95
- Made in the USA



**REAR WHEEL BEARING UPGRADE KIT**

| MAKE/MODEL/YEAR    | UPGRADE KIT W/INNER AND OUTER SPACERS | REPLACE-MENT BEARING AND SEALS |
|--------------------|---------------------------------------|--------------------------------|
| <b>HUSABERG</b>    |                                       |                                |
| FE250 13-14        | 0215-0207                             | 0215-0220                      |
| TE250 11-14        | 0215-0207                             | 0215-0220                      |
| TE300 11-14        | 0215-0207                             | 0215-0220                      |
| FE350 13-14        | 0215-0207                             | 0215-0220                      |
| 390FE 10-11        | 0215-0207                             | 0215-0220                      |
| 450FC 04-05        | 0215-0207                             | 0215-0220                      |
| 450FE 04-11        | 0215-0207                             | 0215-0220                      |
| 450FS-C 05-06      | 0215-0207                             | 0215-0220                      |
| 450FX 10-11        | 0215-0207                             | 0215-0220                      |
| FE450 14           | 0215-0207                             | 0215-0220                      |
| FE501 13-14        | 0215-0207                             | 0215-0220                      |
| 550FE 07-08        | 0215-0207                             | 0215-0220                      |
| 570FE 09-11        | 0215-0207                             | 0215-0220                      |
| 570FS 10-11        | 0215-0207                             | 0215-0220                      |
| 650FC 04-05        | 0215-0207                             | 0215-0220                      |
| 650FE 04-08        | 0215-0207                             | 0215-0220                      |
| 650FS-C 05-08      | 0215-0207                             | 0215-0220                      |
| 650FS-E 08         | 0215-0207                             | 0215-0220                      |
| <b>HUSQVARNA</b>   |                                       |                                |
| TC85 14-23         | 0215-1059                             | 0215-0220                      |
| TC85 BW 19-23      | 0215-1059                             | 0215-0220                      |
| TC 125 14-15       | 0215-0207                             | 0215-0220                      |
| TE125 15-16        | 0215-0207                             | 0215-0220                      |
| TE 150 17-23       | 0215-0207                             | 0215-0220                      |
| TE150 I 20-22      | 0215-0207                             | 0215-0220                      |
| FC 250 14          | 0215-0207                             | 0215-0220                      |
| FC 250 (EURO) 2015 | 0215-0207                             | 0215-0220                      |
| FE 250 14-20       | 0215-0207                             | 0215-0220                      |
| TC 250 14-16       | 0215-0207                             | 0215-0220                      |
| TE 250 14-18       | 0215-0207                             | 0215-0220                      |
| TE250 I 18-23      | 0215-0207                             | 0215-0220                      |
| TE 300 14-18       | 0215-0207                             | 0215-0220                      |
| TE300 I 19-22      | 0215-0207                             | 0215-0220                      |
| FC 350 14-15       | 0215-0207                             | 0215-0220                      |
| FE 350 14-23       | 0215-0207                             | 0215-0220                      |
| FE 350S 15-23      | 0215-0207                             | 0215-0220                      |
| FX 350 17-23       | 0215-0207                             | 0215-0220                      |
| FC 450 14          | 0215-0207                             | 0215-0220                      |
| FC 450 (EURO) 2015 | 0215-0207                             | 0215-0220                      |
| FE 450 14-21       | 0215-0207                             | 0215-0220                      |
| FE 501 14-23       | 0215-0207                             | 0215-0220                      |
| FE 501S 15-23      | 0215-0207                             | 0215-0220                      |
| <b>KTM</b>         |                                       |                                |
| SX 85 03-23        | 0215-1059                             | 0215-0220                      |
| SX85 BW 11-23      | 0215-1059                             | 0215-0220                      |
| SX5 85 13-14       | 0215-1059                             | 0215-0220                      |
| XC 85 08-09        | 0215-1059                             | 0215-0220                      |
| SX 105 06-11       | 0215-1059                             | 0215-0220                      |
| XC 105 08-09       | 0215-1059                             | 0215-0220                      |
| EGS 125 93-99      | 0215-0207                             | 0215-0220                      |
| EXC 125 93-09      | 0215-0207                             | 0215-0220                      |
| EXE 125 00-01      | 0215-0207                             | 0215-0220                      |
| SX 125 93-12       | 0215-0207                             | 0215-0220                      |
| SX5 125 04         | 0215-0207                             | 0215-0220                      |
| SX 144 07-08       | 0215-0207                             | 0215-0220                      |
| SX 150 09-12       | 0215-0207                             | 0215-0220                      |
| XC 150 10-12       | 0215-0207                             | 0215-0220                      |
| XC-W 150 17-23     | 0215-0207                             | 0215-0220                      |
| XC-W 150 TPI 20-22 | 0215-0207                             | 0215-0220                      |

**REAR WHEEL BEARING UPGRADE KIT (CON'T)**

| MAKE/MODEL/YEAR              | UPGRADE KIT W/INNER AND OUTER SPACERS | REPLACE-MENT BEARING AND SEALS |
|------------------------------|---------------------------------------|--------------------------------|
| <b>KTM (CON'T)</b>           |                                       |                                |
| EGS 200 98-99                | 0215-0207                             | 0215-0220                      |
| EXC 200 98-05                | 0215-0207                             | 0215-0220                      |
| MXC 200 98-03                | 0215-0207                             | 0215-0220                      |
| SX 200 00-04                 | 0215-0207                             | 0215-0220                      |
| XC 200 06-09                 | 0215-0207                             | 0215-0220                      |
| XC-W 200 06-16               | 0215-0207                             | 0215-0220                      |
| EGS 250 94-99                | 0215-0207                             | 0215-0220                      |
| EXC 250 94-05                | 0215-0207                             | 0215-0220                      |
| EXC-F 250 17-19              | 0215-0207                             | 0215-0220                      |
| XC-G 250                     | 0215-0207                             | 0215-0220                      |
| RACING 02-05                 | 0215-0207                             | 0215-0220                      |
| FREERIDE 250                 |                                       |                                |
| R 15-17                      | 0215-1059                             | 0215-0220                      |
| MXC 250 98-01                | 0215-0207                             | 0215-0220                      |
| SX 250 94-12                 | 0215-0207                             | 0215-0220                      |
| SX-F 250 05-12               | 0215-0207                             | 0215-0220                      |
| SXS 250 01-04                | 0215-0207                             | 0215-0220                      |
| XC 250 06-12                 | 0215-0207                             | 0215-0220                      |
| XC-F 250 07-12               | 0215-0207                             | 0215-0220                      |
| XC-FW 250 06-16              | 0215-0207                             | 0215-0220                      |
| XC-W 250 06-18               | 0215-0207                             | 0215-0220                      |
| XC-W 250 TPI 18- 22          | 0215-0207                             | 0215-0220                      |
| EGS 300 94-99                | 0215-0207                             | 0215-0220                      |
| EXC 300 94-05                | 0215-0207                             | 0215-0220                      |
| MXC 300 94-05                | 0215-0207                             | 0215-0220                      |
| SX 300 94                    | 0215-0207                             | 0215-0220                      |
| XC 300 06-12                 | 0215-0207                             | 0215-0220                      |
| XC-W 300 06-16               | 0215-0207                             | 0215-0220                      |
| XC-W 300 SIX DAYS 14-18      | 0215-0207                             | 0215-0220                      |
| XC-W 300 TPI 19-22           | 0215-0207                             | 0215-0220                      |
| XC-W 300 TPI ERZBERGRODED 20 | 0215-0207                             | 0215-0220                      |
| XC-W 300 TPI SIX DAYS 20     | 0215-0207                             | 0215-0220                      |
| EXC-F 350 12-20              | 0215-0207                             | 0215-0220                      |
| FREERIDE 350 (EURO) 15       | 0215-0207                             | 0215-0220                      |
| SX-F 350 11-12               | 0215-0207                             | 0215-0220                      |
| XC-F 350 11-12               | 0215-0207                             | 0215-0220                      |
| XC-FW 350 12-22              | 0215-0207                             | 0215-0220                      |
| XC-FW 350 SIX DAYS 15-16     | 0215-0207                             | 0215-0220                      |
| EGS 360 96-97                | 0215-0207                             | 0215-0220                      |
| EXC 360 96-97                | 0215-0207                             | 0215-0220                      |
| MXC 360 96-97                | 0215-0207                             | 0215-0220                      |
| SX 360 96-97                 | 0215-0207                             | 0215-0220                      |
| EGS 380 98-99                | 0215-0207                             | 0215-0220                      |
| EXC 380 98-02                | 0215-0207                             | 0215-0220                      |
| MXC 380 98-01                | 0215-0207                             | 0215-0220                      |
| SX 380 98-02                 | 0215-0207                             | 0215-0220                      |
| EXC 400 00-02                | 0215-0207                             | 0215-0220                      |
| EXC-G 400 04-06              | 0215-0207                             | 0215-0220                      |
| MXC 400 01-02                | 0215-0207                             | 0215-0220                      |
| SC 400 00                    | 0215-0207                             | 0215-0220                      |
| SX 400 98-02                 | 0215-0207                             | 0215-0220                      |
| SXC 400 97-00                | 0215-0207                             | 0215-0220                      |
| TXC 400 98                   | 0215-0207                             | 0215-0220                      |
| XC-W 400 07-10               | 0215-0207                             | 0215-0220                      |
| EXC 440 94-95                | 0215-0207                             | 0215-0220                      |
| MXC 440 94                   | 0215-0207                             | 0215-0220                      |

**REAR WHEEL BEARING UPGRADE KIT (CON'T)**

| MAKE/MODEL/YEAR          | UPGRADE KIT W/INNER AND OUTER SPACERS | REPLACE-MENT BEARING AND SEALS |
|--------------------------|---------------------------------------|--------------------------------|
| <b>KTM (CON'T)</b>       |                                       |                                |
| SX 440 94                | 0215-0207                             | 0215-0220                      |
| EXC 450 03-11            | 0215-0207                             | 0215-0220                      |
| EXC-F 450 20             | 0215-0207                             | 0215-0220                      |
| EXC-F 450 SIX DAYS 17-19 | 0215-0207                             | 0215-0220                      |
| EXC-G 450 04-07          | 0215-0207                             | 0215-0220                      |
| EXC-R 450 08             | 0215-0207                             | 0215-0220                      |
| MXC-G 450 03-05          | 0215-0207                             | 0215-0220                      |
| SMR 450 05-07            | 0215-0207                             | 0215-0220                      |
| SMS 450 03-04            | 0215-0207                             | 0215-0220                      |
| SX 450 03-06             | 0215-0207                             | 0215-0220                      |
| SX-F 450 07-12           | 0215-0207                             | 0215-0220                      |
| SXS 450 03-04            | 0215-0207                             | 0215-0220                      |
| XC 450 04-07             | 0215-0207                             | 0215-0220                      |
| XC-F 450 08-09           | 0215-0207                             | 0215-0220                      |
| XCR-W 450 08             | 0215-0207                             | 0215-0220                      |
| XC-W 450 07-16           | 0215-0207                             | 0215-0220                      |
| XC-W 450 SIX DAYS 2010   | 0215-0207                             | 0215-0220                      |
| EXC 500 12-16            | 0215-0207                             | 0215-0220                      |
| EXC 500 SIX DAYS 16      | 0215-0207                             | 0215-0220                      |
| EXC-F 500 17-23          | 0215-0207                             | 0215-0220                      |
| EXC-F 500 SIX DAYS 20-23 | 0215-0207                             | 0215-0220                      |
| XC-FW 500 20-22          | 0215-0207                             | 0215-0220                      |
| XC-W 500 12-16           | 0215-0207                             | 0215-0220                      |
| SX-F 505 08              | 0215-0207                             | 0215-0220                      |
| XC-F 505 08-09           | 0215-0207                             | 0215-0220                      |
| EXC 520 00-02            | 0215-0207                             | 0215-0220                      |
| MXC 520 01-02            | 0215-0207                             | 0215-0220                      |
| SX 520 00-02             | 0215-0207                             | 0215-0220                      |
| EXC 525 03-07            | 0215-0207                             | 0215-0220                      |
| MXC-G 525 03-05          | 0215-0207                             | 0215-0220                      |
| SMR 525 05               | 0215-0207                             | 0215-0220                      |
| SX 525 03-06             | 0215-0207                             | 0215-0220                      |
| XC 525 06-07             | 0215-0207                             | 0215-0220                      |
| XC-W 525 07              | 0215-0207                             | 0215-0220                      |
| EXC 530 09-11            | 0215-0207                             | 0215-0220                      |
| EXC-R 530 08             | 0215-0207                             | 0215-0220                      |
| XCR-W 530 08             | 0215-0207                             | 0215-0220                      |
| XC-W 530 09-11           | 0215-0207                             | 0215-0220                      |
| SXS 540 01-06            | 0215-0207                             | 0215-0220                      |
| MXC 550 94-96            | 0215-0207                             | 0215-0220                      |
| SMR 560 06-07            | 0215-0207                             | 0215-0220                      |
| EXC 620 94               | 0215-0207                             | 0215-0220                      |
| SUPER MOTO 620 98        | 0215-0207                             | 0215-0220                      |
| SX 620 97-99             | 0215-0207                             | 0215-0220                      |
| SXC 620 97               | 0215-0207                             | 0215-0220                      |
| TXC 620 98               | 0215-0207                             | 0215-0220                      |
| SXC 625 03-05            | 0215-0207                             | 0215-0220                      |

- APPAREL
- HELMETS & GOGGLES
- RIDER ARMOR
- OUTERWEAR
- YOUTH
- LUGGAGE & PACKS
- BIKE BODY
- BIKE CONTROLS
- BIKE SUSPENSION
- BIKE BRAKING
- BIKE DRIVE
- BIKE BEARINGS
- BIKE ENGINE
- BIKE ELECTRICAL
- BIKE EXHAUST
- BIKE WHEELS
- BICYCLE
- GARAGE & PROMO
- SIZING CHART

**HIGH PERFORMANCE 4-STROKE PISTON KITS BY CP PISTONS**

**\$4.<sup>95</sup> - \$394.<sup>95</sup>**

- Moose Racing® pistons feature x-style forgings and fully boxed-style (race pistons) forgings for ultimate strength, minimizing friction, durability, power, and weight reduction
- The Pro Race Piston increases the durability by reducing the stresses in the pin bore area
- The Pro Race Piston allows the pin to flex while removing stress from the area
- Full radius dome designs maximize quench while eliminating hot spots that promote detonation
- Internal bracing maximizes durability while decreasing friction in the pin assembly
- Fully-boxed style (race pistons) forgings come standard with skirt coating which reduces friction, which in turn reduces heat. These are called out in the application chart
- Our race piston kits include a DLC pin. This technology has been proven and used because of its high resistance to abrasive wear, which extends the service life and reliability under extreme conditions
- Each Moose Racing® piston kit includes a high performance piston, wrist pin, rings and circlips
- Replacement parts available
- BE SURE TO USE RACE FUEL WITH SOME APPLICATIONS (CALLED OUT IN CHART)
- Made in the USA



| MAKE/MODEL/YEAR  | BORE SIZE       | PART #    | REPLACEMENT PARTS      |           |           |
|--|-----------------|-----------|------------------------|-----------|-----------|
|  |                 |           | WRIST PIN              | CIRCLIPS  | RING SET  |
| <b>HONDA</b>   |                 |           |                        |           |           |
| CRF150 13:1 07-18 (DESIGNED FOR AFTERMARKET FLAT VALVES) | 66MM STD BORE   | 0910-6468 | -                      | -         | 0912-0240 |
| CRF250 13.5:1 02-08                                      | 78MM STD BORE   | 0910-6465 | -                      | 0913-0071 | 0912-0239 |
| CRF250 14.25:1 10-13 RACE PISTON                         | 76.8MM STD BORE | -         | -                      | 0913-0071 | -         |
| CRF250 14.00:1 14-15 RACE PISTON                         | 76.8MM STD BORE | -         | -                      | 0913-0071 | -         |
| CRF250R 14:1 16-17 RACE PISTON                           | 76.8MM STD BORE | -         | -                      | 0913-0071 | -         |
| CRF250R 14.5 16-17 RACE PISTON PRO                       | 76.8MM STD BORE | -         | -                      | 0913-0071 | -         |
| CRF250R 14:0:1 18-19                                     | 79MM            | 0910-6513 | 0913-0290 <sup>3</sup> | 0913-0071 | 0912-0756 |
| CRF250R 14:2:1 RACE PISTON PRO 18-19                     | 79MM            | 0910-6519 | 0913-0290 <sup>3</sup> | 0913-0071 | 0912-0756 |
| CR250R 14:0:1 20 - 24                                    | 79MM            | 0910-6513 | 0913-0290 <sup>3</sup> | 0913-0071 | 0912-0756 |
| CRF250R 14:0:1 20-24 RACE PISTON PRO                     | 79MM            | 0910-6514 | 0913-0290 <sup>3</sup> | 0913-0071 | 0912-0756 |
| CRF250R 14.0:1 18-19                                     | 79MM            | 0910-6518 | 0913-0290 <sup>3</sup> | 0913-0071 | 0912-0756 |
| CRF250R 14.2:1 18-19 RACE PISTON PRO                     | 79MM            | 0910-6519 | 0913-0290 <sup>3</sup> | 0913-0071 | 0912-0756 |
| CRF450R 12.5:1 02-08                                     | 96MM STD BORE   | 0910-6466 | 0913-0063              | 0913-0072 | 0912-0247 |
| CRF450R 13.0:1 02-08                                     | 96MM STD BORE   | 0910-6467 | 0913-0063              | 0913-0072 | 0912-0247 |
| CRF450R 13.5:1 02-08 RACE PISTON                         | 96MM STD BORE   | 0910-6486 | 0913-0095 <sup>3</sup> | 0913-0072 | 0912-0247 |
| CRF450 14.0:1 02-08 RACE PISTON                          | 96MM STD BORE   | 0910-6482 | 0913-0095 <sup>3</sup> | 0913-0072 | 0912-0247 |
| CRF450 12.5:1 09-16                                      | 96MM STD BORE   | 0910-6479 | 0913-0063              | 0913-0072 | 0912-0247 |
| CRF450 13.0:1 09-16                                      | 96MM STD BORE   | 0910-6480 | 0913-0063              | 0913-0072 | 0912-0247 |
| CRF450R 13.5:1 09-16 RACE PISTON                         | 96MM STD BORE   | 0910-6487 | 0913-0095 <sup>3</sup> | 0913-0072 | 0912-0247 |
| CRF450R 13.5:1 09-16 RACE PISTON                         | 96MM STD BORE   | -         | 0913-0095 <sup>3</sup> | 0913-0072 | 0912-0602 |
| CRF450R 13.5:1 17-24 RACE PISTON                         | 96MM STD BORE   | 0910-6502 | 0913-0095 <sup>3</sup> | 0913-0289 | 0912-0754 |
| CRF450R 14.0:1 17-24 RACE PISTON                         | 96MM STD BORE   | 0910-6506 | 0913-0095 <sup>3</sup> | 0913-0289 | 0912-0754 |
| CRF450R 14.3:1 17-24 FULL RACE PRO                       | 96MM STD BORE   | 0910-6506 | 0913-0095 <sup>3</sup> | 0913-0072 | 0912-0602 |
| <b>HUSQVARNA</b>   |                 |           |                        |           |           |
| FC 250 14.7:1 16 RACE PISTON PRO                         | 78MM STD BORE   | 0910-6499 | -                      | 0913-0071 | 0912-0239 |
| FC 450 13.5:1 16 RACE PISTON PRO                         | 95MM STD BORE   | 0910-6500 | 0913-0063              | 0913-0072 | 0912-0603 |
| <b>KAWASAKI</b>  |                 |           |                        |           |           |
| KX250F 13.5:1 05-08                                      | 77MM STD BORE   | 0910-6470 | -                      | 0913-0071 | 0912-0241 |
| KX250F 13.5:1 09   | 77MM STD BORE   | 0910-6470 | -                      | 0913-0071 | 0912-0241 |
| KX250F 13.5:1 10-16 RACE PISTON                          | 77MM STD BORE   | 0910-6491 | 0913-0093 <sup>3</sup> | 0913-0071 | 0912-0241 |
| KX250F 14.2:1 17-19 RACE PISTON                          | 77MM STD BORE   | 0910-6501 | 0913-0093 <sup>3</sup> | 0913-0071 | 0912-0241 |
| KX250 14.5:1 2020 RACE PISTON                            | 77MM STD BORE   | 0910-6515 | 0913-0290 <sup>3</sup> | 0913-0071 | 0912-0239 |
| KX450F 13:1 04-08  | 96MM STD BORE   | 0910-6471 | 0913-0063              | 0913-0072 | 0912-0247 |
| KX450F 13.0:1 09-18                                      | 96MM STD BORE   | 0910-6481 | 0913-0063              | 0913-0072 | 0912-0247 |
| KX450F 13.5:1 09-18 RACE PISTON PRO                      | 96MM STD BORE   | -         | 0913-0095 <sup>3</sup> | 0913-0072 | 0912-0602 |
| KX450F 12.5:1 2019-23 PISTON                             | 96MM STD BORE   | 0910-6503 | -                      | 0913-0072 | 0912-0602 |
| KX450F 13.5:1 2019-23 PISTON                             | 96MM STD BORE   | 0910-6504 | 0913-0063              | 0913-0072 | 0912-0602 |
| KX450F 14.0:1 2019-23 RACE PISTON PRO                    | 96MM STD BORE   | 0910-6505 | -                      | 0913-0072 | 0912-0602 |
| <b>KTM</b>   |                 |           |                        |           |           |
| 250SX-F 13.5:1 06-10                                     | 76MM STD BORE   | -         | -                      | 0913-0071 | -         |
| 250SX-F 14.7:1 16-22 RACE PISTON PRO                     | 78MM STD BORE   | 0910-6499 | -                      | 0913-0071 | 0912-0239 |
| 450SX-F 13.5:1 16-22 RACE PISTON PRO                     | 95MM STD BORE   | 0910-6500 | 0913-0063              | 0913-0072 | 0912-0603 |
| <b>SUZUKI</b>  |                 |           |                        |           |           |
| RMZ250 13.5:1 10-23                                      | 77MM STD BORE   | 0910-6484 | -                      | 0913-0071 | 0912-0241 |
| RMZ450 13:1 08-23  | 96MM STD BORE   | 0910-6469 | 0913-0063              | 0913-0072 | 0912-0247 |
| <b>YAMAHA</b>  |                 |           |                        |           |           |
| YZ250F/WR250F 13.5:1 05-13                               | 77MM STD BORE   | 0910-6472 | -                      | 0913-0071 | 0912-0241 |
| YZ250F 14.5:1 14-18                                      | 77MM STD BORE   | 0910-6494 | -                      | 0913-0071 | 0912-0241 |
| YZ250F 14.0:1 19-23                                      | 77MM STD BORE   | 0910-6516 | -                      | 0913-0071 | 0912-0241 |
| YZ250F 14.3:1 19-23 RACE PISTON KIT                      | 77MM STD BORE   | 0910-6517 | 0913-0290 <sup>3</sup> | 0913-0071 | 0912-0241 |
| YZ450F/WR450 13.5:1 03-09                                | 95MM STD BORE   | 0910-6473 | -                      | -         | 0912-0244 |
| YZ450F 13.0:1 10-19 RACE PISTON                          | 97MM STD BORE   | 0910-6483 | 0913-0094 <sup>3</sup> | -         | -         |
| YZ450F 13.5:1 20-22                                      | 97MM STD BORE   | 0910-6520 | 0913-0094 <sup>3</sup> | -         | -         |
| YZ450F 14.3:1 RACE PISTON PRO 2020-2022                  | 97MM STD BORE   | 0910-6521 | 0913-0094 <sup>3</sup> | -         | -         |

1 - USE RACE FUEL ONLY 2 - PISTON COMES STANDARD WITH SKIRT COATING 3 - DLC WRIST PINS





- Gravity cast aluminum alloy with 18% silicon to increase resistance to wear and decrease thermal distortion, thus providing a longer piston life
- Coated skirts ease break-in, decreasing wear, and aiding in lubrication
- Wear resistant piston rings that are either nitride or chrome plated
- Wrist pins are nitride coated providing a hardened wear resistant bearing surface
- Piston rings are compatible with OEM pistons
- Replacement parts available
- Piston kits include piston, rings, wrist pin, and circlips

**CAST PISTONS**

| MAKE/MODEL/YEAR           | PISTON DIA. (mm) | PISTON KIT | REPLACEMENT PARTS |           |           |
|---------------------------|------------------|------------|-------------------|-----------|-----------|
|                           |                  |            | RING              | WRIST PIN | CIRCLIPS  |
| <b>BETA</b>               |                  |            |                   |           |           |
| RR 2T 125 18-23           | 53.96            | -          | -                 | -         | 0913-0190 |
| RR 2T 250 13-17           | 66.36            | -          | 0912-0405         | -         | -         |
| RR 2T 250 18-23           | 66.36            | 0910-6021  | 0912-0405         | -         | -         |
| RR 2T 300 13-17           | 71.96            | 0910-6022  | 0912-0407         | -         | -         |
| RR 2T 300 18-21           | 71.96            | 0910-6023  | 0912-0407         | -         | -         |
| <b>HONDA</b>              |                  |            |                   |           |           |
| CR 85R 03-07              | 47.45            | 0910-2698  | 0912-0397         | 0913-0183 | 0913-0186 |
| CR 85RB 03-07             | 47.45            | 0910-2698  | 0912-0397         | 0913-0183 | 0913-0186 |
| CR 125R 92-99             | 53.94            | 0910-2669  | -                 | 0913-0173 | 0913-0190 |
| CR 125R 00-03             | 53.94            | 0910-2689  | -                 | 0913-0173 | 0913-0190 |
| CR 250R 97-01             | 66.35            | 0910-2683  | 0912-0405         | -         | 0913-0192 |
| CR 250R 02-04             | 66.35            | -          | 0912-0405         | -         | 0913-0192 |
| <b>GAS GAS</b>            |                  |            |                   |           |           |
| MC 50 21-23               | 39.47            | 0910-2716  | -                 | 0913-0179 | 0913-0189 |
| MC 65 21-23               | 44.97            | 0910-2717  | 0912-0396         | 0913-0181 | 0913-0189 |
| MC 85 21                  | 56.95            | 0910-2712  | -                 | 0913-0183 | 0913-0186 |
| MC 125 21-23              | 53.95            | 0910-6273  | -                 | 0913-0173 | 0913-0190 |
| EC 250 21-23              | 66.35            | 0910-2720  | 0912-0414         | 0913-0182 | 0913-0185 |
| EC 300 21                 | 71.94            | 0910-5953  | 0912-0407         | 0913-0182 | 0913-0185 |
| <b>HUSABERG</b>           |                  |            |                   |           |           |
| TE125 12-19               | 53.94            | -          | -                 | 0913-0173 | 0913-0190 |
| TE 250 11-14              | 66.34            | 0910-2719  | 0912-0414         | -         | 0913-0185 |
| TE 250 11-14              | 66.35            | 0910-2720  | 0912-0414         | -         | 0913-0185 |
| TE 300 11-14              | 71.95            | -          | 0912-0407         | -         | 0913-0185 |
| TE300 11-14               | 71.96            | 0910-3393  | 0912-0407         | -         | 0913-0185 |
| <b>HUSQVARNA</b>          |                  |            |                   |           |           |
| TC50 17-23                | 39.47            | 0910-2716  | -                 | 0913-0179 | 0913-0189 |
| TC65 17-23                | 44.97            | 0910-2717  | 0912-0396         | 0913-0181 | 0913-0189 |
| TC85 14-23                | 56.95            | 0910-2712  | -                 | 0913-0183 | 0913-0186 |
| TC125 14-23               | 53.95            | 0910-6273  | -                 | 0913-0173 | 0913-0190 |
| TX 125 17-19 TOP RING     | 53.95            | -          | -                 | 0913-0173 | 0913-0190 |
| TX 125 17-19 BOTTOM RING  | -                | -          | -                 | -         | -         |
| TE125 12-16               | 53.95            | 0910-6273  | -                 | 0913-0173 | 0913-0190 |
| TC 250 14-23              | 66.35            | 0910-2720  | 0912-0414         | -         | 0913-0185 |
| TE 250 11-18              | 66.34            | 0910-2719  | 0912-0414         | -         | 0913-0185 |
| TE 250 11-18              | 66.35            | 0910-2720  | 0912-0414         | -         | 0913-0185 |
| TE300 11-18               | 71.95            | 0910-2714  | 0912-0407         | -         | 0913-0185 |
| TE 250I 18-23             | 66.34            | 0910-2719  | 0912-0414         | -         | 0913-0185 |
| TE 250I 18-23             | 66.35            | 0910-2720  | 0912-0414         | -         | 0913-0185 |
| TE 300 11-18              | 71.95            | 0910-2714  | 0912-0407         | -         | 0913-0185 |
| TE300 TPI 18-23           | 71.94            | 0910-5953  | 0912-0407         | -         | 0913-0185 |
| TE300 11-18               | 71.96            | 0910-3393  | 0912-0407         | -         | 0913-0185 |
| <b>KAWASAKI</b>           |                  |            |                   |           |           |
| KX 65 00-23               | 44.45            | 0910-2697  | 0912-0395         | 0913-0181 | 0913-0189 |
| KX 85 01-13               | 48.45            | 0910-2692  | -                 | 0913-0183 | 0913-0186 |
| KX85 14-23                | 48.45            | 0910-5954  | -                 | 0913-0183 | 0913-0186 |
| KX 100 95-13              | 52.45            | 0910-2718  | -                 | -         | 0913-0186 |
| KX100 95-21               | 52.45            | 0910-5955  | -                 | -         | 0913-0186 |
| KX 125 02-05              | 53.96            | 0910-2707  | 0912-0402         | 0913-0173 | 0913-0190 |
| KX 250 98-01              | 66.36            | 0910-2679  | 0912-0405         | -         | 0913-0192 |
| <b>KTM</b>                |                  |            |                   |           |           |
| 50 SX 06-08               | 39.47            | 0910-2695  | -                 | 0913-0179 | 0913-0189 |
| 50 SX 09-23               | 39.47            | 0910-2716  | -                 | 0913-0179 | 0913-0189 |
| 65 SX 97-08               | 44.97            | 0910-2674  | 0912-0396         | 0913-0181 | 0913-0189 |
| 65 SX 09-23               | 44.97            | 0910-2717  | 0912-0396         | 0913-0181 | 0913-0189 |
| 85 SX 03-23               | 46.95            | 0910-2712  | -                 | 0913-0183 | 0913-0186 |
| 105 SX 04-11              | 51.95            | 0910-2704  | -                 | 0913-0178 | 0913-0186 |
| 125 EXC 01-16             | 53.95            | 0910-6273  | -                 | 0913-0173 | 0913-0190 |
| 125 SX 01-23              | 53.95            | 0910-6273  | -                 | 0913-0173 | 0913-0190 |
| 125 XC-W 17-19            | 53.95            | 0910-6273  | -                 | 0913-0173 | 0913-0190 |
| 144 SX 07-08              | 55.95            | 0910-2715  | -                 | -         | 0913-0190 |
| 150 SX 08-15              | 55.95            | 0910-2715  | -                 | -         | 0913-0190 |
| 150 SX 16-22 LOWER RING   | 57.95            | 0910-5956  | 0912-0844         | -         | 0913-0190 |
| 150 SX 16-21 TOP RING     | -                | -          | 0912-0844         | -         | -         |
| 150 XC 10-14              | 55.95            | 0910-2715  | -                 | -         | 0913-0190 |
| 150 XC-W 18-23 LOWER RING | 57.95            | 0910-5956  | -                 | -         | 0913-0190 |
| 150 XC-W 18-20 TOP RING   | -                | -          | 0912-0844         | -         | -         |
| 200 EXC 98-14             | 63.95            | 0910-2703  | -                 | -         | 0913-0187 |
| 200 XC 06-09              | 63.95            | 0910-2703  | -                 | -         | 0913-0187 |
| 200 XC-W 06-16            | 63.95            | 0910-2703  | -                 | -         | 0913-0187 |
| 250 EXC 06-18             | 66.34            | 0910-2719  | 0912-0414         | -         | 0913-0185 |
| 250 EXC 06-18             | 66.35            | 0910-2720  | 0912-0414         | -         | 0913-0185 |
| 250 EXC TPI 19-22         | 66.34            | 0920-2720  | 0912-0414         | -         | 0913-0185 |
| 250 SX 06-23              | 66.35            | 0910-2720  | 0912-0414         | -         | 0913-0185 |

CONTINUED ON NEXT PAGE

APPAREL

HELMETS & GOGGLES

RIDER ARMOR

OUTERWEAR

YOUTH

LUGGAGE & PACKS

BIKE BODY

BIKE CONTROLS

BIKE SUSPENSION

BIKE BRAKING

BIKE DRIVE

BIKE BEARINGS

BIKE ENGINE

BIKE ELECTRICAL

BIKE EXHAUST

BIKE WHEELS

BICYCLE

GARAGE & PROMO

SIZING CHART

| CAST PISTONS (CON'T) |                  |            | REPLACEMENT PARTS |           |           |
|----------------------|------------------|------------|-------------------|-----------|-----------|
| MAKE/MODEL/YEAR      | PISTON DIA. (mm) | PISTON KIT | RING              | WRIST PIN | CIRCLIPS  |
| <b>KTM (CON'T)</b>   |                  |            |                   |           |           |
| 250 XC 06-19         | 66.34            | 0910-2719  | 0912-0414         | -         | 0913-0185 |
| 250 XC 06-19         | 66.35            | 0910-2720  | 0912-0414         | -         | 0913-0185 |
| 250 XC-W 06-18       | 66.34            | 0910-2719  | 0912-0414         | -         | 0913-0185 |
| 250 XC TPI 20-23     | 66.34            | 0910-2719  | 0912-0414         | -         | 0913-0185 |
| 250 XC-W 06-18       | 66.34            | 0910-2719  | 0912-0414         | -         | 0913-0185 |
| 300 EXC 04-18        | 71.95            | 0910-2714  | 0912-0407         | -         | 0913-0185 |
| 300 EXC 04-18        | 71.96            | 0910-3393  | 0912-0407         | -         | 0913-0185 |
| 300 EXC TPI 18-22    | 71.94            | 0910-5953  | 0912-0407         | -         | 0913-0185 |
| 300 XC 06-18         | 71.95            | 0910-2714  | 0912-0407         | -         | 0913-0185 |
| 300 XC TPI 20-22     | 71.94            | 0910-5953  | 0912-0407         | -         | 0913-0185 |
| 300 XC-W 06-18       | 71.95            | 0910-2714  | 0912-0407         | -         | 0913-0185 |
| 300 XC-W 06-18       | 71.96            | 0910-3393  | 0912-0407         | -         | 0913-0185 |
| 300 XC-W TPI 20-22   | 71-935           | 0910-5953  | 0912-0407         | -         | 0913-0185 |
| <b>SUZUKI</b>        |                  |            |                   |           |           |
| RM 65 03-05          | 44.45            | 0910-2697  | 0912-0395         | 0913-0181 | 0913-0189 |
| RM 85 02-23          | 47.95            | 0910-2700  | -                 | -         | 0913-0186 |
| RM 125 00-03         | 53.96            | 0910-2688  | -                 | -         | 0913-0190 |
| RM 250 03-08         | 66.35            | -          | 0912-0405         | -         | 0913-0192 |
| <b>YAMAHA</b>        |                  |            |                   |           |           |
| YZ 65 18, 20-23      | 43.46            | 0910-5957  | 0912-0846         | -         | 0913-0189 |
| YZ 85 02-23          | 47.45            | 0910-5958  | -                 | -         | 0913-0186 |
| YZ 125 98-01         | 53.94            | 0910-2678  | -                 | 0913-0173 | 0913-0190 |
| YZ 125 02-04         | 53.94            | 0910-2693  | -                 | 0913-0173 | 0913-0190 |
| YZ 125 05-21         | 53.94            | 0910-2708  | -                 | 0913-0173 | 0913-0190 |
| YZ 250 99-23         | 66.35            | 0910-2684  | 0912-0405         | -         | 0913-0192 |
| YZ250X 16-23         | 66.35            | 0910-2684  | 0912-0405         | -         | 0913-0192 |

\*\* REPLACEMENT RINGS ARE SOLD INDIVIDUALLY  
 \*\* NOTED IF RINGS DO NOT USE SAME PART NUMBER KTM/HUSQVARNA 125/150

**REPLACEMENT CYLINDERS**

- Made from cast aluminum and nickel silicon carbide plated
- Precision machined and honed to OEM stock bore sizes
- Extremely durable low friction bore surface allows for greater heat dissipation
- Stock OEM appearance
- Made in the USA

**\$279<sup>95</sup> - \$503<sup>95</sup>**



| REPLACEMENT CYLINDERS |           |
|-----------------------|-----------|
| MAKE/MODEL/YEAR       | PART #    |
| <b>GAS GAS</b>        |           |
| MC 65 21-23           | 0931-0514 |
| EX250F 21-23          | 0931-0879 |
| MC250F 21-23          | 0931-0879 |
| MC350 F 21-23         | 0931-0970 |
| <b>HONDA</b>          |           |
| CRF 250R 04-09        | 0931-0441 |
| CRF 250R 10-17        | 0931-0447 |
| CRF250R 18-23         | 0931-0878 |
| CRF 250X 04-17        | 0931-0441 |
| CRF250RX 19-23        | 0931-0878 |
| CRF 450R 02-08        | 0931-0442 |
| CRF 450R 09-16        | 0931-0446 |
| CRF450R 17-23         | 0931-0972 |
| CRF450RWE 19-23       | 0931-0972 |
| CRF450RX 19-23        | 0931-0972 |
| <b>HUSQVARNA</b>      |           |
| TC 50 17-20           | 0931-0971 |
| TC 65 17-23           | 0931-0514 |
| TC 50 MINI 18-23      | 0931-0971 |
| FC250 16-22           | 0931-0879 |
| FE 350 19-22          | 0931-0970 |
| FE 350 S 20-23        | 0931-0970 |
| FX 350 19-22          | 0931-0970 |
| FC350 16-18           | 0931-0880 |
| FC350 19-22           | 0931-0970 |
| <b>KAWASAKI</b>       |           |
| KX85 01-13            | 0931-0623 |
| KX 250F 04-08         | 0931-0456 |

| REPLACEMENT CYLINDERS (CON'T) |           |
|-------------------------------|-----------|
| MAKE/MODEL/YEAR               | PART #    |
| <b>KAWASAKI</b>               |           |
| KX 250F 09                    | 0931-0457 |
| KX 250F 11-16                 | 0931-0459 |
| KX250F 17-19                  | 0931-0881 |
| KLX 400 03-04                 | 0931-0460 |
| KX450F 09-15                  | 0931-0625 |
| <b>KTM</b>                    |           |
| 50 SX 09-23                   | 0931-0971 |
| 50 SX MINI 09-23              | 0931-0971 |
| 50 SX PRO JR 09               | 0931-0971 |
| 50 SXS 11-14                  | 0931-0971 |
| 65SX 09-23                    | 0931-0514 |
| 250EXC-F 06-13                | 0931-0465 |
| 250EXC-F 14                   | 0931-0626 |
| 250 SX-F 05-12                | 0931-0465 |
| 250 SX-F 16-22                | 0931-0879 |
| 250 XC-F 06-12                | 0931-0465 |
| 250 XC-F 16-23                | 0931-0879 |
| 250XCF-W 06-13                | 0931-0465 |
| 350SX-F 13-15                 | 0931-0627 |
| 350 SX-F 16-18                | 0931-0880 |
| 350 SX-F 19-22                | 0931-0970 |
| 350 EXC-F 20-23               | 0931-0970 |
| 350 XCF-W 20-22               | 0931-0970 |
| 350XC-F 13-15                 | 0931-0627 |
| 350 XC-F 16-18                | 0931-0880 |
| 350 XC-F 19-22                | 0931-0970 |
| <b>SUZUKI</b>                 |           |
| RMZ 250 04-06                 | 0931-0456 |

**REPLACEMENT CYLINDERS (CON'T)**

| MAKE/MODEL/YEAR       | PART #    |
|-----------------------|-----------|
| <b>SUZUKI (CON'T)</b> |           |
| RMZ 250 07-09         | 0931-0462 |
| RMZ 250 10-18         | 0931-0463 |
| RMZ 250 19-22         | 0931-0974 |
| DR-Z 400 00-04        | 0931-0460 |
| DR-Z 400S 00-22       | 0931-0460 |
| DR-Z 400SM 05-22      | 0931-0460 |
| <b>YAMAHA</b>         |           |
| YZ 250 99-23          | 0931-1074 |
| WR250F 01-13          | 0931-0451 |
| WR250F 15-19          | 0931-0629 |
| WR250F 20-23          | 0931-0968 |
| YZ250F 01-13          | 0931-0451 |
| YZ250F 14-18          | 0931-0629 |
| YZ250F 19-23          | 0931-0968 |
| YZ250FX 15-19         | 0931-0629 |
| YZ250FX 20-23         | 0931-0968 |
| WR450F 03-06          | 0931-0450 |
| WR450F 07-15          | 0931-0452 |
| WR450F 16-18          | 0931-0454 |
| WR450F 21-23          | 0931-0969 |
| YZ450F 03-05          | 0931-0450 |
| YZ450F 06-09          | 0931-0452 |
| YZ450F 10-17          | 0931-0454 |
| YZ450 F 18-19         | 0931-0882 |
| YZ450F 20-23          | 0931-0969 |
| YZ450FX 16-18         | 0931-0454 |
| YZ450 FX 21-23        | 0931-0969 |

## STAINLESS VALVE & SPRING KITS

\$184.<sup>95</sup> - \$279.<sup>95</sup>

- Stainless steel conversion kits include only what's needed to convert your head to the long-life stainless steel Black Diamond intake valves
- Extends the life of the valve train and intake components by as much as 4x over the OEM titanium parts
- Includes forged one-piece stainless steel intake valves, wound chrome-silicon heat-treated wire valve springs, ultra-light titanium retainers and hardened steel bases
- Some kits include valve stem seals Called out in application chart
- Components are created using Finite Element Analysis (F.E.A.) software, as well as proprietary camshaft analysis and spring design software
- Specifically designed and engineered for each application
- Made in the USA



### STAINLESS VALVE & SPRING KITS

| MAKE/MODEL/YEAR    | INTAKE KITS            | EXHAUST KITS           |
|--------------------|------------------------|------------------------|
| <b>HONDA</b>       |                        |                        |
| CRF250R 04-07      | 0926-2427 <sup>2</sup> | 0926-2433 <sup>2</sup> |
| CRF250R 08-09      | 0926-2427 <sup>2</sup> | 0926-2434 <sup>2</sup> |
| CRF250R 10-15      | 0926-2432 <sup>2</sup> | 0926-2435 <sup>2</sup> |
| CRF250R 16-17      | 0926-2932              | 0926-2933              |
| CRF250X 04-17      | 0926-2427 <sup>2</sup> | 0926-2433 <sup>2</sup> |
| CRF250R / RX 18-21 | 0926-3373              | 0926-3374              |

## STAINLESS VALVE & SPRING KITS (CON'T)

| MAKE/MODEL/YEAR  | INTAKE KITS              | EXHAUST KITS           |
|--|--------------------------|------------------------|
| <b>HONDA (CON'T)</b>                                       |                          |                        |
| CRF450R 02-06  | 0926-2428                | 0926-2436              |
| CRF450R 07-08  | 0926-2428                | 0926-2437              |
| CRF450R 09-12  | 0926-2430                | -                      |
| CRF450R / RX/WE 17-22                                      | 0926-3194                | 0926-3195              |
| CRF450X 05-17  | 0926-2429                | 0926-2438              |
| <b>HUSQVARNA</b>   |                          |                        |
| HUSKY 450 2013-2018  | 0926-3196                | 0926-3197              |
| <b>KAWASAKI</b>  |                          |                        |
| KX250F 04-16   | 0926-2439                | 0926-2444              |
| KX250F 2017-2019   | 0926-3198                | 0926-3199              |
| KX250 F 20-23  | 0926-3371                | 0926-3372              |
| KX250X 21-23   | 0926-3371                | 0926-3372              |
| KX450F 06-08   | 0926-2440                | 0926-2445              |
| KX450F 09-16   | 0926-2441                | -                      |
| <b>KTM</b>   |                          |                        |
| 250SX-F/XC-F/XCF-W 08-12                                   | 0926-2467                | 0926-2468              |
| 250SX-F/XC-F 13-15   | 0926-2570                | 0926-2571              |
| SX-F 450 / XC-F 450 13-18                                  | 0926-3196                | 0926-3193              |
| ALL RFS ENGINES 400-560CC 00-09<br>WON'T FIT RF-4 TWIN CAM | 0926-2463                | 0926-2464              |
| <b>SUZUKI</b>  |                          |                        |
| RMZ250 07-17   | 0926-2449                | 0926-2454              |
| RMZ450 05-06   | 0926-2448                | 0926-2455              |
| <b>YAMAHA</b>  |                          |                        |
| WR/YZ250F 02-13  | 0926-2457 <sup>1</sup>   | 0926-2458 <sup>2</sup> |
| WR250F/YZ250FX 20-22                                       | 0926-3192                | 0926-3193              |
| YZ250F 14-18/ WR 6 250FX 14-19                             | 0926-2574 <sup>3</sup>   | 0926-2575 <sup>3</sup> |
| YZ250F 19-22   | 0926-3192                | 0926-3193              |
| YZ450F 03-09   | 0926-2459 <sup>1/2</sup> | 0926-2460 <sup>2</sup> |
| WR450F 03-15   | 0926-2459 <sup>1/2</sup> | 0926-2460 <sup>2</sup> |
| YZ450F 10-13   | 0926-2461                | 0926-2462              |
| YZ450F 14-19 / YZ450FX 16-20                               | 0926-2732                | 0926-2733              |

- THREE VALVE KIT
- KITS INCLUDE VALVE SEALS
- TITANIUM VALVES

## VALVE STEM SEALS

\$15.<sup>95</sup> - \$19.<sup>95</sup>



- Contact surfaces designed for improved sealing
- High temperature Viton® and PTFE materials
- Improved tolerance over OEM
- 100% quality controlled
- Available in a variety of sizes
- Kits include one full set of intake and exhaust seals
- Made in the USA

### VALVE STEM SEALS

| MAKE/MODEL/YEAR    | PART #    |
|--------------------|-----------|
| <b>HONDA</b>       |           |
| CRF250R 04-07      | 0926-2816 |
| CRF250R 08-09      | 0926-2817 |
| CRF250R 10-15      | 0926-2819 |
| CRF250R 16-17      | 0926-2934 |
| CRF250X 04-17      | 0926-2816 |
| CRF250R / RX 18-23 | 0926-3375 |
| CRF450R 02-08      | 0926-2815 |

### VALVE STEM SEALS (CON'T)

| MAKE/MODEL/YEAR                                 | PART #                 |
|---|------------------------|
| <b>HONDA (CON'T)</b>                            |                        |
| CRF450R 09-12                                   | 0926-2818              |
| CRF450R / RX/WE 17-23                           | 0926-3201              |
| CRF450X 05-17                                   | 0926-2820              |
| <b>KAWASAKI</b>                                 |                        |
| KX250F 04-16                                    | 0926-2822              |
| KX250 F 20-23                                   | 0926-3376              |
| KX450F 06-08                                    | 0926-2823              |
| KX450F 09-18                                    | 0926-2824              |
| <b>KTM / HUSQVARNA</b>                          |                        |
| 250 SXF 08                                      | 0926-2836 <sup>2</sup> |
| 250 SXF/XCF/EXC-F 13-18                         | 0926-2840              |
| 250 SX9-F 08                                    | 0926-2836 <sup>2</sup> |
| 250 XCF 08                                      | 0926-2836 <sup>2</sup> |
| 250 XCF-W 08                                    | 0926-2836 <sup>2</sup> |
| 400 EXC/MXC/SX RACING 00-02                     | 0926-2837 <sup>3</sup> |
| 400 EXC-G RACING 04-06                          | 0926-2837 <sup>3</sup> |
| 400 XC-W 07                                     | 0926-2837 <sup>3</sup> |
| 400-530 XC4 ENGINES (EXCR/XCR-W/EXC/XC-W) 08-18 | 0926-2839              |
| 450 EXC/MXC/SX RACING 03                        | 0926-2837 <sup>3</sup> |
| 450 EXC 07                                      | 0926-2837 <sup>3</sup> |
| 450 EXC SIX DAYS 04-06                          | 0926-2837 <sup>3</sup> |
| 450 MXC-G RACING 04-05                          | 0926-2837 <sup>3</sup> |
| 450 SMR 05-07                                   | 0926-2837 <sup>3</sup> |
| 450 SMS RACING 04                               | 0926-2837 <sup>3</sup> |
| 450 SX RACING 04-06                             | 0926-2837 <sup>3</sup> |
| 450 SXS RACING 03-06                            | 0926-2837 <sup>3</sup> |
| SX/FC 450 13-18                                 | 0926-3203              |
| 450 XC CROSS COUNTRY 04                         | 0926-2837 <sup>3</sup> |
| 450 XC 07                                       | 0926-2837 <sup>3</sup> |
| 450 XC-G RACING 06                              | 0926-2837 <sup>3</sup> |
| 450 XC-W 07                                     | 0926-2837 <sup>3</sup> |
| 520 EXC/MXC/SX RACING 00-02                     | 0926-2837 <sup>3</sup> |

### VALVE STEM SEALS (CON'T)

| MAKE/MODEL/YEAR                | PART #                 |
|--------------------------------|------------------------|
| <b>KTM / HUSQVARNA (CON'T)</b> |                        |
| 525 EXC/MXC/SX RACING 03       | 0926-2837 <sup>3</sup> |
| 525 EXC-G/MXC-G RACING 04-05   | 0926-2837 <sup>3</sup> |
| 525 EXC-G RACING 06            | 0926-2837 <sup>3</sup> |
| 525 EXC SIX DAYS 04-06         | 0926-2837 <sup>3</sup> |
| 525 EXC 07                     | 0926-2837 <sup>3</sup> |
| 525 SMR 05                     | 0926-2837 <sup>3</sup> |
| 525 SX RACING 04-06            | 0926-2837 <sup>3</sup> |
| 525 SX SUPERMOTO 04            | 0926-2837 <sup>3</sup> |
| 525 SXS RACING 04-05           | 0926-2837 <sup>3</sup> |
| 525 XC 07                      | 0926-2837 <sup>3</sup> |
| 525 XC-G RACING 06             | 0926-2837 <sup>3</sup> |
| 525 XC-W 07                    | 0926-2837 <sup>3</sup> |
| 540 SXS RACING 01-06           | 0926-2837 <sup>3</sup> |
| 560 SMR 06-07                  | 0926-2837 <sup>3</sup> |
| <b>SUZUKI</b>                  |                        |
| RMZ250 04-06                   | 0926-2825              |
| RMZ250 07-17                   | 0926-2827              |
| RMZ450 05-06                   | 0926-2826              |
| RMZ450 08-23                   | 0926-2829              |
| <b>YAMAHA</b>                  |                        |
| WR/YZ250F 01-13                | 0926-2830 <sup>1</sup> |
| YZ250F 14-18                   | 0926-2834              |
| YZ250F 19-20                   | 0926-3200              |
| WR450F 03-15                   | 0926-2831 <sup>1</sup> |
| YZ450F 03-09                   | 0926-2831 <sup>1</sup> |
| YZ450F 10-13                   | 0926-2832              |
| YZ450F 14-19 / FX 16-20        | 0926-2833              |

- FIVE VALVE SEAL KIT
- FOR RC4 ENGINES
- FOR RFS ENGINES
- FOR RF4 ENGINES

APPAREL

HELMETS & GOGGLES

RIDER ARMOR

OUTERWEAR

YOUTH

LUGGAGE & PACKS

BIKE BODY

BIKE CONTROLS

BIKE SUSPENSION

BIKE BRAKING

BIKE DRIVE

BIKE BEARINGS

BIKE ENGINE

BIKE ELECTRICAL

BIKE EXHAUST

BIKE WHEELS

BICYCLE

GARAGE & PROMO

-sizing chart



**PRO VALVE KITS**

**\$227<sup>95</sup> - \$434<sup>95</sup>**

- Kited sets of intake and exhaust valves designed to match the OEM material specifications for drop-in compatibility (no need to reconfigure spring pack from OEM specs)
- Valves are constructed of either Tensilite Titanium or Black Diamond Stainless Steel (depending on application)
- All valves are one-piece forged and designed using Finite Element Analysis (F.E.A.) software
- Explicitly designed and engineered for each application to meet and exceed manufactures specifications
- Made in the USA



| MAKE/MODEL/YEAR                                 | PART #                 |
|---|------------------------|
| <b>HONDA</b>                                    |                        |
| CRF250R 04-07                                   | 0926-2576 <sup>1</sup> |
| CRF250R 08-09                                   | 0926-2577 <sup>1</sup> |
| CRF450R 02-06                                   | 0926-2579 <sup>1</sup> |
| CRF450R 07-08                                   | 0926-2580 <sup>1</sup> |
| <b>KTM</b>                                      |                        |
| SX-F 250 05 FC 4 ENGINE                         | 0926-2586 <sup>1</sup> |
| 250 SX-S-F /SX-F / XCF-W / 06 FC4 ENGINE        | 0926-2586 <sup>1</sup> |
| 250 SX-F / SX-S-F / XCF-W / 07 -09 FC4 ENGINE   | 0926-2586 <sup>1</sup> |
| 250 SX-F / XCF-W CHAMPION EDITION 10 FC4 ENGINE | 0926-2586 <sup>1</sup> |
| 250 SX-F / XCF-W SIX DAYS / 11 FC4 ENGINE       | 0926-2586 <sup>1</sup> |
| 250 SX-F / XCF-W / XCF-W 12 FC4 ENGINE          | 0926-2586 <sup>1</sup> |
| 250 XCF-W 13 FC4 ENGINE                         | 0926-2586 <sup>1</sup> |
| 250SX-F/XCF-F 13-18                             | 0926-2587 <sup>2</sup> |
| 450 (RF-4) 08-13                                | 0926-2589 <sup>1</sup> |
| <b>SUZUKI</b>                                   |                        |
| RMZ250 07-23                                    | 0926-2591 <sup>2</sup> |
| <b>YAMAHA</b>                                   |                        |
| YZ/WR250F 01-13 (5-VALVE)                       | 0926-2593 <sup>2</sup> |
| YZ250F 14-18/ WR 6 250FX 14-19 (4-VALVE)        | 0926-2594 <sup>2</sup> |
| YZ/WR450 03-15 (5-VALVE)                        | 0926-2595 <sup>2</sup> |

1 - TITANIUM & STAINLESS VALVES  
2 - TITANIUM VALVES ONLY

**HIGH PERFORMANCE CONNECTING RODS BY CP-CARRILLO**

**\$362<sup>95</sup>**

- Moose Racing® has teamed up with CP-Carrillo to bring you the highest quality professional connecting rod
- 100% machined and oversized forging insures proper grain flow and consistency throughout the manufacturing process
- Made from proprietary material containing specific amounts of chrome, nickel, moly and vanadium, for ultimate strength and durability
- Engineered to be lighter and stronger than stock rod
- Lower reciprocating weight allows for quicker engine response
- Small end bushing enables better serviceability and durability
- Designed to fit OEM bearing and crank pin
- For best results, use with corresponding Moose Racing® Piston Kit
- Made in the USA



| MAKE/MODEL/YEAR | PART #    |
|-----------------|-----------|
| <b>HONDA</b>    |           |
| CRF250R 02-17   | 0923-0301 |
| CRF250X 02-17   | 0923-0301 |
| CRF250R 18-24   | 0923-0510 |
| CRF450R 02-08   | 0923-0303 |
| CRF450X 02-08   | 0923-0304 |
| CRF450R 09-16   | 0923-0302 |
| CRF450R 17-24   | 0923-0511 |
| <b>KAWASAKI</b> |           |
| KX250F 04-09    | 0923-0306 |
| KX450F 09-18    | 0923-0307 |
| <b>SUZUKI</b>   |           |
| RMZ250 04-23    | 0923-0306 |
| RMZ450 05-07    | 0923-0311 |
| <b>YAMAHA</b>   |           |
| WR250F 03-10    | 0923-0299 |
| YZ250F 01-13    | 0923-0299 |
| YZ250F 14-23    | 0923-0306 |
| YZ450F 10-19    | 0923-0314 |
| YZ450F 20-22    | 0923-0621 |



CULLEN PARK

**VALVE SHIM KITS & INDIVIDUAL REFILL PACKS**

**Valve Shim Kits:**  
\$70<sup>95</sup> - \$110<sup>95</sup>  
**Individual Shims:** \$1<sup>95</sup>

- Complete valve shim kits make it easier to maintain your valve train
- Forged from 4140 cold rolled steel, not sintered
- Laser etched size on each shim for identification
- 7.48mm diameter shim kits include three shims of each size from 1.20mm to 3.50mm in 0.05mm increments, fitting all Japanese 250F's
- 8.90mm shim kit include three shims of each size from 1.72mm to 2.60mm in 0.04mm increments, fitting newer KTM 250's and 450's
- 9.48mm diameter shim kits include three shims of each size from 1.20mm to 3.50mm in 0.05mm increments, fitting all Japanese 450F's
- 10.00mm diameter shim kits include three shims of each size from 1.85mm to 3.25mm in 0.05mm increments
- A great addition to any mechanic's tool box



| VALVE SHIM KITS                  |  |           |
|----------------------------------|--|-----------|
| KIT                              | DESCRIPTION  | PART #    |
| <b>7.48MM COMPLETE SHIM KIT</b>  | INCLUDES 1.20-3.50MM IN .05 INCREMENTS WITH THREE SHIMS IN EACH SIZE. FITS ALL JAPANESE 250FS  | 0926-1827 |
| <b>8.90MM COMPLETE SHIM KIT</b>  | INCLUDES 1.72-2.60MM IN .05 INCREMENTS WITH THREE SHIMS IN EACH SIZE. FITS KTM 250FS AND 450FS | 0926-1826 |
| <b>9.48MM COMPLETE SHIM KIT</b>  | INCLUDES 1.20-3.50MM IN .05 INCREMENTS WITH THREE SHIMS IN EACH SIZE. FITS ALL JAPANESE 450FS  | 0926-1828 |
| <b>10.00MM COMPLETE SHIM KIT</b> | INCLUDES 1.85-3.25MM IN .05 INCREMENTS WITH THREE SHIMS IN EACH SIZE. FITS KTM.                | 0926-1829 |

| 7.48MM REFILL 5-PACKS |           |
|-----------------------|-----------|
| DESCRIPTION           | PART #    |
| 7.48X1.20             | 0926-1858 |
| 7.48X1.25             | 0926-1859 |
| 7.48X1.30             | 0926-1860 |
| 7.48X1.35             | 0926-1861 |
| 7.48X1.40             | 0926-1862 |
| 7.48X1.45             | 0926-1863 |
| 7.48X1.50             | 0926-1864 |
| 7.48X1.55             | 0926-1865 |
| 7.48X1.60             | 0926-1866 |
| 7.48X1.65             | 0926-1867 |
| 7.48X1.70             | 0926-1868 |
| 7.48X1.75             | 0926-1869 |
| 7.48X1.80             | 0926-1870 |
| 7.48X1.85             | 0926-1871 |
| 7.48X1.90             | 0926-1872 |
| 7.48X1.95             | 0926-1873 |
| 7.48X2.00             | 0926-1874 |
| 7.48X2.05             | 0926-1875 |
| 7.48X2.10             | 0926-1876 |
| 7.48X2.15             | 0926-1877 |
| 7.48X2.20             | 0926-1878 |
| 7.48X2.25             | 0926-1879 |
| 7.48X2.30             | 0926-1880 |
| 7.48X2.35             | 0926-1881 |
| 7.48X2.40             | 0926-1882 |
| 7.48X2.45             | 0926-1883 |
| 7.48X2.50             | 0926-1884 |
| 7.48X2.55             | 0926-1885 |
| 7.48X2.60             | 0926-1886 |
| 7.48X2.65             | 0926-1887 |
| 7.48X2.70             | 0926-1888 |
| 7.48X2.75             | 0926-1889 |
| 7.48X2.80             | 0926-1890 |
| 7.48X2.85             | 0926-1891 |
| 7.48X2.90             | 0926-1892 |
| 7.48X2.95             | 0926-1893 |

| 7.48MM REFILL 5-PACKS |           |
|-----------------------|-----------|
| DESCRIPTION           | PART #    |
| 7.48X3.00             | 0926-1894 |
| 7.48X3.05             | 0926-1895 |
| 7.48X3.10             | 0926-1896 |
| 7.48X3.15             | 0926-1897 |
| 7.48X3.20             | 0926-1898 |
| 7.48X3.25             | 0926-1899 |
| 7.48X3.30             | 0926-1900 |
| 7.48X3.35             | 0926-1901 |
| 7.48X3.40             | 0926-1902 |
| 7.48X3.45             | 0926-1903 |

| 8.90MM REFILL 5-PACKS |           |
|-----------------------|-----------|
| DESCRIPTION           | PART #    |
| 8.90X1.72             | 0926-1905 |
| 8.90X1.76             | 0926-1906 |
| 8.90X1.80             | 0926-1907 |
| 8.90X1.84             | 0926-1908 |
| 8.90X1.88             | 0926-1909 |
| 8.90X1.92             | 0926-1910 |
| 8.90X1.96             | 0926-1911 |
| 8.90X2.00             | 0926-1912 |
| 8.90X2.04             | 0926-1913 |
| 8.90X2.08             | 0926-1914 |
| 8.90X2.12             | 0926-1915 |
| 8.90X2.16             | 0926-1916 |
| 8.90X2.20             | 0926-1917 |
| 8.90X2.24             | 0926-1918 |
| 8.90X2.28             | 0926-1919 |
| 8.90X2.32             | 0926-1920 |
| 8.90X2.36             | 0926-1921 |
| 8.90X2.40             | 0926-1922 |
| 8.90X2.48             | 0926-1924 |
| 8.90X2.52             | 0926-1925 |
| 8.90X2.56             | 0926-1926 |

| 9.48MM REFILL 5-PACKS |           |
|-----------------------|-----------|
| DESCRIPTION           | PART #    |
| 9.48X1.20             | 0926-1928 |
| 9.48X1.25             | 0926-1929 |
| 9.48X1.30             | 0926-1930 |
| 9.48X1.35             | 0926-1931 |
| 9.48X1.40             | 0926-1932 |
| 9.48X1.45             | 0926-1933 |
| 9.48X1.50             | 0926-1934 |
| 9.48X1.55             | 0926-1935 |
| 9.48X1.60             | 0926-1936 |
| 9.48X1.65             | 0926-1937 |
| 9.48X1.70             | 0926-1938 |
| 9.48X1.75             | 0926-1939 |
| 9.48X1.80             | 0926-1940 |
| 9.48X1.85             | 0926-1941 |
| 9.48X1.90             | 0926-1942 |
| 9.48X1.95             | 0926-1943 |
| 9.48X2.00             | 0926-1944 |
| V9.48X2.05            | 0926-1945 |
| 9.48X2.10             | 0926-1946 |
| 9.48X2.15             | 0926-1947 |
| 9.48X2.20             | 0926-1948 |
| 9.48X2.25             | 0926-1949 |
| V9.48X2.30            | 0926-1950 |
| 9.48X2.35             | 0926-1951 |
| 9.48X2.40             | 0926-1952 |
| 9.48X2.45             | 0926-1953 |
| 9.48X2.50             | 0926-1954 |
| 9.48X2.55             | 0926-1955 |
| 9.48X2.60             | 0926-1956 |
| 9.48X2.65             | 0926-1957 |
| 9.48X2.70             | 0926-1958 |
| 9.48X2.75             | 0926-1959 |
| 9.48X2.80             | 0926-1960 |
| 9.48X2.85             | 0926-1961 |
| 9.48X2.90             | 0926-1962 |
| 9.48X2.95             | 0926-1963 |

| 10.00MM REPLACEMENT SHIMS 5-PACKS |           |
|-----------------------------------|-----------|
| DESCRIPTION                       | PART #    |
| 10.0X1.90                         | 0926-1831 |
| 10.0X1.95                         | 0926-1832 |
| 10.0X2.00                         | 0926-1833 |
| 10.0X2.05                         | 0926-1834 |
| 10.0X2.10                         | 0926-1835 |
| 10.0X2.30                         | 0926-1839 |
| 10.0X2.35                         | 0926-1840 |
| 10.0X2.40                         | 0926-1841 |
| 10.0X2.45                         | 0926-1842 |
| 10.0X2.50                         | 0926-1843 |
| 10.0X2.55                         | 0926-1844 |
| 10.0X2.60                         | 0926-1845 |
| 10.0X2.65                         | 0926-1846 |
| 10.0X2.70                         | 0926-1847 |
| 10.0X2.95                         | 0926-1852 |
| 10.0X3.15                         | 0926-1856 |

| 9.48MM REFILL 5-PACKS |           |
|-----------------------|-----------|
| DESCRIPTION           | PART #    |
| 9.48X3.00             | 0926-1964 |
| 9.48X3.05             | 0926-1965 |
| 9.48X3.10             | 0926-1966 |
| 9.48X3.15             | 0926-1967 |
| 9.48X3.20             | 0926-1968 |
| 9.48X3.25             | 0926-1969 |
| 9.48X3.30             | 0926-1970 |
| 9.48X3.35             | 0926-1971 |
| 9.48X3.40             | 0926-1972 |
| 9.48X3.45             | 0926-1973 |
| 9.48X3.50             | 0926-1974 |

APPAREL

HELMETS & GOGGLES

RIDER ARMOR

OUTERWEAR

YOUTH

LUGGAGE & PACKS

BIKE BODY

BIKE CONTROLS

BIKE SUSPENSION

BIKE BRAKING

BIKE DRIVE

BIKE BEARINGS

BIKE ENGINE

BIKE ELECTRICAL

BIKE EXHAUST

BIKE WHEELS

BICYCLE

GARAGE & PROMO

SIZING CHART

**CAM CHAINS**

\$12.95 - \$117.95

- Made from the highest quality select steel alloys
- Lightweight and great durability
- Feature precision solid bushings and shot peened providing maximum strength
- Made to meet or exceed OEM standards



| CAM CHAINS                     |                       |           |
|--------------------------------|-----------------------|-----------|
| MAKE/MODEL/YEAR                | DESCRIPTION           | PART #    |
| <b>HONDA</b>                   |                       |           |
| Z 50 A 1969-1978               | 25 X 82 LINKS         | 0925-1421 |
| Z 50 R 1979-1999               | 25 X 82 LINKS         | 0925-1421 |
| ZB 50 1988                     | 25 X 82 LINKS         | 0925-1421 |
| XR 50 R 2000-2003              | 25 X 82 LINKS         | 0925-1421 |
| CRF 50 F 2004-2012             | 25 X 82 LINKS         | 0925-1421 |
| CT 70 TRAIL 1970-1994          | 25 X 82 LINKS         | 0925-1421 |
| SL 70 1971-1973                | 25 X 82 LINKS         | 0925-1421 |
| XL 70 1974-1976                | 25 X 82 LINKS         | 0925-1421 |
| XR 70 R 1997-2003              | 25 X 82 LINKS         | 0925-1421 |
| CRF 70 F 2004-2012             | 25 X 82 LINKS         | 0925-1421 |
| SL 100 1970-1973               | 25H X 100 LINKS       | 0925-1423 |
| XL100 70-78                    | 25H X 100 LINKS       | 0925-0815 |
| CRF 110 F 2013-2016            | 25H X 90 LINKS        | 0925-1424 |
| CB125S 76                      | 25H X 100 LINKS       | 0925-0815 |
| CRF 125 F 2015-2018            | 25H X 90 LINKS        | 0925-1424 |
| TL 125 1973-1975               | 25H X 100 LINKS       | 0925-1423 |
| TL125S 76                      | 25H X 100 LINKS       | 0925-0815 |
| SL 125 K 1971-1973             | 25H X 100 LINKS       | 0925-1423 |
| XL125 74-75                    | 25H X 100 LINKS       | 0925-0815 |
| CRF 150 R 2017-2021            | 92RH2015 X 96 LINKS   | 0925-1425 |
| CRF 150 RB BIG WHEEL 2019-2021 | 92RH2015 X 96 LINKS   | 0925-1425 |
| XR185 79                       | 25H X 100 LINKS       | 0925-0815 |
| XL185S 79-85                   | 25H X 100 LINKS       | 0925-0815 |
| TLR/TR200 86-87                | 25H X 100 LINKS       | 0925-0815 |
| XL200R 83-84                   | 25H X 100 LINKS       | 0925-0815 |
| XR200 80-84                    | 25H X 100 LINKS       | 0925-0815 |
| XR200R 81-83                   | 25H X 100 LINKS       | 0925-0815 |
| XR 200 R 1984-1985             | 25H X 100 LINKS       | 0925-1423 |
| XR200R 86-02                   | 25H X 100 LINKS       | 0925-0815 |
| CRF 230 F 2003-2019            | 92RH2015 X 104 LINKS  | 0925-1426 |
| CRF 230 L 2008-2009            | 92RH2015 X 104 LINKS  | 0925-1426 |
| CRF 230 M 2009                 | 92RH2015 X 104 LINKS  | 0925-1426 |
| XL250L 91-96                   | 82RH2015 X 102 LINKS  | 0925-0853 |
| XL250R 82-83                   | 82RH2015 X 104 LINKS  | 0925-0808 |
| XL250R 84-87                   | 82RH2015 X 102 LINKS  | 0925-0853 |
| XR250R 84-95                   | 82RH2015 102 LINKS    | 0925-0853 |
| XR400R 96-04                   | 82RH2010 X 112 LINKS  | 0925-0799 |
| CRF450R 02-08                  | 92RH2015 X 112 LINKS  | 0925-0797 |
| CRF 450 R 2009-2016            | 96RH2015 X 108 LINKS  | 0925-1427 |
| CRF450X 05-09                  | 92RH2015 X 112 LINKS  | 0925-0797 |
| CRF450X 12-17                  | 92RH2015 X 112 LINKS  | 0925-0797 |
| XL500R 82                      | 82RH2015 X 120 LINKS  | 0925-0818 |
| XL500S 79-81                   | 82RH2015 X 120 LINKS  | 0925-0818 |
| XR500 79-80                    | 82RH2015 X 120 LINKS  | 0925-0818 |
| XR500R 81-82                   | 82RH2015 X 120 LINKS  | 0925-0818 |
| XR 650 L 2015-2020             | 82RH2010 X 118 LINKS  | 0925-1428 |
| <b>HUSABERG</b>                |                       |           |
| FE 570 2009-2010               | 92RH2015 X 114 LINKS  | 0925-1429 |
| FS 570 2011                    | 92RH2015 X 114 LINKS  | 0925-1429 |
| <b>HUSQVARNA</b>               |                       |           |
| FC 250 2014-2015               | 98XRH2015 X 112 LINKS | 0925-1430 |
| FE 250 2014-2016               | 98XRH2015 X 112 LINKS | 0925-1430 |
| FC 350 2014-2015               | 98XRH2015 X 112 LINKS | 0925-1430 |
| FE 350 2014-2016               | 98XRH2015 X 112 LINKS | 0925-1430 |
| FC 450 2014-2015               | 98RH2015 X 110 LINKS  | 0925-1431 |
| FC 450 2016-2018               | 92RH2015 X 108 LINKS  | 0925-1441 |
| FS 450 2017-2018               | 92RH2015 X 108 LINKS  | 0925-1441 |
| FX 450 2017-2018               | 92RH2015 X 108 LINKS  | 0925-1441 |
| FE 450 2017-2019               | 92RH2015 X 108 LINKS  | 0925-1441 |
| FR 450 RALLY 2020-2021         | 92RH2015 X 108 LINKS  | 0925-1441 |
| FE 501 2014-2016               | 92RH2015 X 114 LINKS  | 0925-1429 |

**CAM CHAINS (CON'T)**

| MAKE/MODEL/YEAR                      | DESCRIPTION           | PART #    |
|--------------------------------------|-----------------------|-----------|
| <b>HONDA (CON'T)</b>                 |                       |           |
| FE 501 2020-2021                     | 92RH2015 X 108 LINKS  | 0925-1441 |
| FE 501 S 2020-2021                   | 92RH2015 X 108 LINKS  | 0925-1441 |
| FS 450 2016                          | 92RH2015 X 108 LINKS  | 0925-1441 |
| <b>KAWASAKI</b>                      |                       |           |
| KLX 110 2002-2009                    | 92RH2010 X 94 LINKS   | 0925-1432 |
| KLX 140 2008-2020                    | 92RH2010 X 94 LINKS   | 0925-1432 |
| KLX 140 L 2008-2020                  | 92RH2010 X 94 LINKS   | 0925-1432 |
| KLX 140 G 2017-2020                  | 92RH2010 X 94 LINKS   | 0925-1432 |
| KLX250H/S DUAL SPORT 06-14, 18-20    | 92RH2010 X 128 LINKS  | 0925-1025 |
| KLX250W/SF SUPERMOTO 09-10           | 92RH2010 X 128 LINKS  | 0925-1025 |
| KLX250F/W OFFROAD 97-07              | 92RH2010 X 128 LINKS  | 0925-1025 |
| KX250F 04-16                         | 92RH2010 X 114 LINKS  | 0925-0801 |
| KLX300A OFFROAD 97-07                | 92RH2010 X 128 LINKS  | 0925-1025 |
| KLX300R 2020                         | 92RH2010 X 128 LINKS  | 0925-1025 |
| KLX 400 R 2003-2004                  | 82RH2010 X 128 LINKS  | 0925-1433 |
| KX 450 F 2006-2008                   | 98XRH2010 X 124 LINKS | 0925-1434 |
| KLX 450 R 2008-2009                  | 98XRH2010 X 124 LINKS | 0925-1434 |
| KX 450 F 2009-2018                   | 98XRH2010 X 122 LINKS | 0925-1435 |
| KL 650 E (KLR) 2018                  | 92RH2015 X 174 LINKS  | 0925-1436 |
| <b>KTM</b>                           |                       |           |
| 250 SX-F 2005-2008                   | 6.35 X 108 LINK       | 0925-1437 |
| 250 EXC-F 2006-2008                  | 6.35 X 108 LINK       | 0925-1437 |
| 250 SX-F 2006-2008                   | 6.35 X 108 LINK       | 0925-1437 |
| 250 XCF-W 2006-2008                  | 6.35 X 108 LINK       | 0925-1437 |
| 250 EXC-F SIX DAYS 2007-2008         | 6.35 X 108 LINK       | 0925-1437 |
| 250 XC-F 2007-2008                   | 6.35 X 108 LINK       | 0925-1437 |
| 250 EXC-F 2009                       | 92RH2015 X 108 LINKS  | 0925-1441 |
| 250 SX-F 2009-2012                   | 92RH2015 X 108 LINKS  | 0925-1441 |
| 250 XC-F 2009-2012                   | 92RH2015 X 108 LINKS  | 0925-1441 |
| 250 EXC-F SIX DAYS 2009-2013         | 92RH2015 X 108 LINKS  | 0925-1441 |
| 250 XCF-W 2009-2013                  | 92RH2015 X 108 LINKS  | 0925-1441 |
| 250 EXC-F 2010-2013                  | 92RH2015 X 108 LINKS  | 0925-1441 |
| 250 SX-F 2013-2015                   | 98XRH2015 X 112 LINKS | 0925-1430 |
| 250 XC-F 2013-2015                   | 98XRH2015 X 112 LINKS | 0925-1430 |
| 250 XCF-W 2014-2016                  | 98XRH2015 X 112 LINKS | 0925-1430 |
| 350 SX-F 2011-2015                   | 98XRH2015 X 112 LINKS | 0925-1430 |
| 350 XC-F 2011-2015                   | 98XRH2015 X 112 LINKS | 0925-1430 |
| 350 EXC-F 2012-2016                  | 98XRH2015 X 112 LINKS | 0925-1430 |
| 350 XCF-W 2012-2016                  | 98XRH2015 X 112 LINKS | 0925-1430 |
| 400 XC-W 2009-2010                   | 92RH2015 X 110 LINKS  | 0925-1431 |
| 450 SX-F 2007-2012                   | 98XRH2015 X 80 LINKS  | 0925-1438 |
| 450 SMR 2008-2009                    | 98XRH2015 X 80 LINKS  | 0925-1438 |
| 450 XC 2008-2009                     | 98XRH2015 X 80 LINKS  | 0925-1438 |
| 450 EXC 2008-2011                    | 92RH2015 X 110 LINKS  | 0925-1431 |
| 450 XC-W 2009-2016                   | 92RH2015 X 110 LINKS  | 0925-1431 |
| 450 XC 2013-2014                     | 92RH2015 X 110 LINKS  | 0925-1431 |
| 450 SX-F 2013-2015                   | 92RH2015 X 110 LINKS  | 0925-1431 |
| 450 XC-F 2013-2015                   | 92RH2015 X 110 LINKS  | 0925-1431 |
| 450 SX-F FACTORY 2015-2017           | 92RH2015 X 108 LINKS  | 0925-1441 |
| 450 SX-F 2016-2018                   | 92RH2015 X 108 LINKS  | 0925-1441 |
| 450 XC-F 2016-2018                   | 92RH2015 X 108 LINKS  | 0925-1441 |
| 450 EXC-F 2017-2019                  | 92RH2015 X 108 LINKS  | 0925-1441 |
| 450 EXC-F SIX DAYS 2017-2019         | 92RH2015 X 108 LINKS  | 0925-1441 |
| 450 RALLY REPLICAS 2019-2021         | 92RH2015 X 108 LINKS  | 0925-1441 |
| 500 EXC 2012-2016                    | 92RH2015 X 114 LINKS  | 0925-1429 |
| 500 XC-W 2012-2016                   | 92RH2015 X 114 LINKS  | 0925-1429 |
| 500 EXC-F 2020-2021                  | 92RH2015 X 108 LINKS  | 0925-1441 |
| 500 EXC-F SIX DAYS 2020-2021         | 92RH2015 X 108 LINKS  | 0925-1441 |
| 500 XCF-W 2020-2021                  | 92RH2015 X 108 LINKS  | 0925-1441 |
| 505 SX-F 2007-2008                   | 98XRH2015 X 80 LINKS  | 0925-1438 |
| 505 XC-F 2008-2009                   | 98XRH2015 X 80 LINKS  | 0925-1438 |
| 530 EXC 2008-2011                    | 92RH2015 X 114 LINKS  | 0925-1429 |
| 530 XC-W SIX DAYS 2009-2011          | 92RH2015 X 114 LINKS  | 0925-1429 |
| <b>SUZUKI</b>                        |                       |           |
| DR-Z250 01-07                        | 92RH2010 X 128 LINKS  | 0925-1025 |
| RMZ250 04-20                         | 92RH2010 X 114 LINKS  | 0925-0801 |
| DR-Z400 E/S/SM 00-20                 | 82RH2010 X 128 LINKS  | 0925-1020 |
| <b>YAMAHA</b>                        |                       |           |
| XT125J/K/KC DUAL SPORT 82-83         | 25H X 104 LINKS       | 0925-0820 |
| BW200N/S/ES/ET/EU 85-88              | 25H X 104 LINKS       | 0925-0820 |
| TW200T/TC/R/RC TRAILWAY 87-16, 18-20 | 25H X 104 LINKS       | 0925-0820 |
| TT225L/LC/RM/RMC 99-00               | 25H X 104 LINKS       | 0925-0820 |
| TT225S/T 86-87                       | 25H X 104 LINKS       | 0925-0820 |
| TTR 225 1999-2000                    | 25SH X 104 LINKS      | 0925-0820 |



| CAM CHAINS                    |                       |           |
|-------------------------------|-----------------------|-----------|
| MAKE/MODEL/YEAR               | DESCRIPTION           | PART #    |
| <b>KTM (CON'T)</b>            |                       |           |
| TT-R225N/NC/P/PC/R/RC 01-03   | 25H X 104 LINKS       | 0925-0820 |
| XT225 SERROW 92-03            | 25H X 104 LINKS       | 0925-0820 |
| TTR230 05-17, 19,20           | 25H X 104 LINKS       | 0925-0820 |
| WR250F 01-09                  | 92RH2010 X 114 LINKS  | 0925-0801 |
| WR250F 11-13                  | 92RH2010 X 114 LINKS  | 0925-0801 |
| WR 250 F 2015-2020            | 98XRH2010 X 114 LINKS | 0925-1440 |
| WR 250 X SUPERMOTO 2008-2011  | 98XRH2010 X 118 LINKS | 0925-1439 |
| WR 250 R DUAL SPORT 2008-2020 | 98XRH2010 X 118 LINKS | 0925-1439 |
| YZ250F 01-13                  | 92RH2010 X 114 LINKS  | 0925-0801 |
| YZ 250 F 2014-2020            | 98XRH2010 X 114 LINKS | 0925-1440 |
| YZ 250 FX 2015-2020           | 98XRH2010 X 114 LINKS | 0925-1440 |

| CAM CHAINS                   |                       |           |
|------------------------------|-----------------------|-----------|
| MAKE/MODEL/YEAR              | DESCRIPTION           | PART #    |
| <b>SUZUKI (CON'T)</b>        |                       |           |
| WR 450 F 2003-2015           | 98XRH2010 X 118 LINKS | 0925-1439 |
| WR 450 F 2016-2018           | 98XRH2010 X 122 LINKS | 0925-1435 |
| WR 450 F 2019-2021           | 98XRH2010 X 118 LINKS | 0925-1439 |
| YZ 450 F 2003-2009,2020-2021 | 98XRH2010 X 118 LINKS | 0925-1439 |
| YZ 450 F 2010-2019           | 98XRH2010 X 122 LINKS | 0925-1435 |
| YZ 450 FX 2016-2018          | 98XRH2010 X 122 LINKS | 0925-1435 |
| YZ 450 FX 2021               | 98XRH2010 X 118 LINKS | 0925-1439 |
| XT550J/K DUAL SPORT 82-83    | 82RH2015 X 126 LINKS  | 0925-0805 |
| TT600K/L/N/S OFFROAD 83-86   | 82RH2015 X 126 LINKS  | 0925-0805 |
| XT600L/LC"EG/EGC DUAL 84-95  | 82RH2015 X 126 LINKS  | 0925-0805 |

RUY BARBOSA



APPAREL

HELMETS & GOGGLES

RIDER ARMOR

OUTERWEAR

YOUTH

LUGGAGE & PACKS

BIKE BODY

BIKE CONTROLS

BIKE SUSPENSION

BIKE BRAKING

BIKE DRIVE

BIKE BEARINGS

**BIKE ENGINE**

BIKE ELECTRICAL

BIKE EXHAUST

BIKE WHEELS

BICYCLE

GARAGE & PROMO

SIZING CHART



1902-0497

**RACE FIT RADIATOR HOSE KITS \$52<sup>95</sup> - \$249<sup>95</sup>**

- Manufactured by Samco® Sport UK - the world leader in silicone hose
- Hand wrapped and 100% visually inspected in the UK
- European grade hi-temperature silicone guaranteed to 356°F
- Smooth flow and improved insulation promotes radiator efficiency and improves engine cooling
- Single molded, Y-piece hoses eliminate the need to re-use OEM three-way fitting which reduces weight and eliminates leak points
- Single molded, T-piece hoses eliminate vulnerable threaded leak points and reduces weight
- Three layers of reinforcement fabric offers high burst pressures and provides better debris/crash resistance
- Zero block tooling technology results in clear and open house junctions, free from dangerous and restrictive flashing
- Used by leading MX/enduro and off-road racing teams
- UV stable colors don't fade with heat or sun and are color matched to OEM brands (only orange shown)

| RACE FIT RADIATOR HOSE KITS               |       |       |           |                |
|---|-------|-------|-----------|----------------|
| MAKE/MODEL/YEAR                           | HOSES | COLOR | PART #    | WITHOUT CLAMPS |
| <b>BETA</b>                               |       |       |           |                |
| 250/300 RR 2T THERMO BYPASS 20-22         | 4     | RED   | -         | 1902-1710      |
| 350/390/430/480 RR 4T THERMO BYPASS 20-22 | 4     | RED   | -         | 1902-1711      |
| <b>GAS GAS</b>                            |       |       |           |                |
| EC 250F 4T 21-23 THERMOSTAT BYPASS        | 2     | RED   | -         | 1902-1727      |
| EC 250 2T 21-23 THERMOSTAT BYPASS         | 3     | RED   | -         | 1902-1726      |
| EC 300 2T 21-23 THERMOSTAT BYPASS         | 3     | RED   | -         | 1902-1726      |
| MC 250 F 21-23 RACE DESIGN                | 2     | RED   | -         | 1902-1724      |
| MC 450 F 21-23 RACE DESIGN                | 3     | RED   | -         | 1902-1725      |
| <b>HONDA</b>                              |       |       |           |                |
| CR125R 01-02                              | 6     | RED   | 1902-0943 | -              |
| CR250R 97-99                              | 2     | RED   | 1902-0948 | 1902-1549      |
| CR250R 02-12                              | 7     | RED   | -         | 1902-1548      |
| CRF250RX 19-21                            | 3     | RED   | 1902-1389 | -              |
| CRF450R 05-08                             | 4     | RED   | 1902-0470 | -              |
| CRF450R 09-12 RACE Y PIECE                | 3     | RED   | 1902-0472 | -              |
| CRF450R 21-22                             | 4     | RED   | -         | 1902-1709      |
| <b>HUSQVARNA</b>                          |       |       |           |                |
| TC85 18-23                                | 2     | BLUE  | -         | 1902-1552      |
| FC125 16-18 T-PIECE                       | 1     | BLUE  | 1902-1349 | -              |
| TC125 19-22                               | 3     | BLUE  | 1902-1516 | -              |
| TC125 19-22 T PIECE                       | 1     | BLUE  | 1902-1521 | -              |
| TC125 16-18 T-PIECE                       | 1     | BLUE  | 1902-1349 | -              |
| FC250 16-18                               | 3     | BLUE  | 1902-1217 | -              |
| FC250 16-18 T-PIECE                       | 1     | BLUE  | 1902-1349 | -              |
| FC250 T-PIECE 19-22                       | 1     | BLUE  | -         | 1902-1521      |
| FC250 19-22                               | 2     | BLUE  | -         | 1902-1517      |
| FE250 17-19 T-PIECE                       | 1     | BLUE  | 1902-1349 | -              |
| TC250 17-18                               | 3     | BLUE  | 1902-1356 | -              |
| TC250 19-22                               | 3     | BLUE  | -         | 1902-1519      |
| TC250 19-22 T PIECE                       | 1     | BLUE  | -         | 1902-1521      |
| TC250 17-18 T-PIECE                       | 1     | BLUE  | 1902-1349 | -              |
| TE250 17 THERMOSTAT BYPASS                | 3     | BLUE  | 1902-1355 | 1902-1550      |
| TE250 17-19 T-PIECE                       | 1     | BLUE  | 1902-1349 | -              |
| <b>TE250I 18-19 THERMOSTAT BYPASS</b>     |       |       |           |                |
| TE300 17 THERMOSTAT BYPASS                | 4     | BLUE  | -         | 1902-1550      |
| TE300 17-19 T-PIECE                       | 1     | BLUE  | 1902-1349 | -              |

| RACE FIT RADIATOR HOSE KITS (CON'T)                     |       |        |           |                        |
|---|-------|--------|-----------|------------------------|
| MAKE/MODEL/YEAR   | HOSES | COLOR  | PART #    | WITHOUT CLAMPS         |
| <b>HUSQVARNA (CON'T)</b>                                |       |        |           |                        |
| TE300I 18-19 THERMOSTAT BYPASS                          | 3     | BLUE   | -         | 1902-1553              |
| TX300 17-18   | 3     | BLUE   | -         | 1902-1551              |
| TX300 16-18 T-PIECE                                     | 1     | BLUE   | 1902-1349 | -                      |
| TX300 19  | 3     | BLUE   | -         | 1902-1519              |
| FC350 16-18 T-PIECE                                     | 1     | BLUE   | 1902-1349 | -                      |
| FE350 17-19 T-PIECE                                     | 1     | BLUE   | 1902-1349 | -                      |
| FX350 16-18   | 1     | BLUE   | 1902-1349 | -                      |
| FC450 16-18   | 3     | BLUE   | 1902-1218 | -                      |
| FC450 16-18 T-PIECE                                     | 1     | BLUE   | 1902-1349 | -                      |
| FC / FX 450 RACE Y DESIGN 19-22                         | 3     | BLUE   | -         | 1902-1520              |
| FC250/ FC350/FC 450 T PIECE 19-22                       | 1     | BLUE   | -         | 1902-1521              |
| FE450 17-19   | 4     | BLUE   | 1902-1352 | -                      |
| FE450 17-19 T-PIECE                                     | 1     | BLUE   | 1902-1349 | -                      |
| FE450 17-19 THERMOSTAT BYPASS                           | 3     | BLUE   | 1902-1353 | -                      |
| FE450 / 501 20-22 THERMOSTAT BYPASS                     | 2     | BLUE   | -         | 1902-1583              |
| FS450 16-18 T-PIECE                                     | 1     | BLUE   | 1902-1349 | -                      |
| FS450 16-18   | 3     | BLUE   | 1902-1218 | -                      |
| FX450 17-18 T-PIECE                                     | 1     | BLUE   | 1902-1349 | -                      |
| FE501 17-19   | 4     | BLUE   | 1902-1352 | -                      |
| FE501 17-19 T-PIECE                                     | 1     | BLUE   | 1902-1349 | -                      |
| <b>KAWASAKI</b>   |       |        |           |                        |
| KX85/100 14-22  | 3     | BLUE   | 1902-0976 | 1902-1555              |
| KX85/100 14-22  | 3     | GREEN  | 1902-0977 | 1902-1556              |
| KX250 03-04   | 5     | BLUE   | 1902-0964 | -                      |
| KX250F 20 RACE DESIGN                                   | 3     | GREEN  | 1902-1585 | -                      |
| KX 250 RACE Y PIECE DESIGN 21-22                        |       | GREEN  | -         | 1902-1714              |
| KX450F 16-18 RACE Y PIECE                               | 2     | GREEN  | -         | -                      |
| KX450F 19-22 RACE Y DESIGN                              | 2     | GREEN  | -         | 1902-1529              |
| KX450F 19-22 RACE Y DESIGN                              | 2     | BLUE   | -         | 1902-1528              |
| <b>KTM</b>  |       |        |           |                        |
| 50SX 12-23  | 3     | ORANGE | 1902-0980 | 1906-1561              |
| 50 SX MINI 18-23  | 3     | ORANGE | -         | 1902-1561              |
| 85SX 03-12 / 105SX 04-11                                | 2     | ORANGE | 1902-0491 | -                      |
| 85 SX 18-23   | 2     | ORANGE | -         | 1902-1666 <sup>1</sup> |
| 125-530EXC/XCW 08-11 T-PIECE                            | 1     | ORANGE | 1902-0691 | -                      |
| 125-450 SX/XC/XCF 11-12 T-PIECE                         | 1     | ORANGE | 1902-0692 | -                      |
| 125-500 EXC/XCF/XCF-W 12-16 T-PIECE                     | 1     | ORANGE | 1902-0693 | -                      |
| 125-450 SX-F/XC 16-18 T-PIECE                           | 1     | ORANGE | 1902-1346 | -                      |
| 125EXC/XC-W 12-16 THERMOSTAT BYPASS                     | 3     | ORANGE | 1902-0981 | -                      |
| 125-500 EXC/XC-W 17-19 T-PIECE                          | 1     | ORANGE | 1902-1346 | -                      |
| 125/150 SX 19- 22                                       | 3     | ORANGE | -         | 1902-1522              |
| 125/150/250/350/450 FRAME T PIECE 19-22                 | 1     | ORANGE | -         | 1902-1521              |
| 150XC-W 17-19 THERMOSTAT BYPASS                         | 3     | ORANGE | 1902-1179 | -                      |
| 150 XC-W 17-19  | 1     | ORANGE | 1902-1346 | -                      |
| 200EXC/XC-W 12-16 THERMOSTAT BYPASS                     | 3     | ORANGE | 1902-0981 | -                      |
| 250EXC-F/XCF-W/SIX DAYS 14-16 THERMOSTAT BYPASS         | 3     | ORANGE | 1902-0694 | 1902-1560              |
| 250 EXC-F SIX DAYS 17-19                                | 3     | ORANGE | 1902-1181 | -                      |
| 250EXC/XC-W 12-16 THERMOSTAT BYPASS                     | 3     | ORANGE | 1902-0698 | -                      |
| 250EXC 17 THERMOSTAT BYPASS                             | 3     | ORANGE | 1902-1363 | -                      |
| 250 / 300 XC-W TPI THERMO BYPASS 20-23                  | 3     | ORANGE | -         | 1902-1712              |
| 250EXC-F/SIX DAYS 17-19 THERMOSTAT BYPASS               | 3     | ORANGE | 1902-1181 | -                      |
| 300 XC TPI SIX DAYS THERMO BYPASS 20-23                 | 3     | ORANGE | -         | 1902-1712              |
| 250SX/XC 11-16  | 3     | ORANGE | 1902-0495 | -                      |
| 350 SX-F/XC-F / 450 SX-F / 450 XC-F 11-12 FTP-4         | -     | ORANGE | 1902-0694 | -                      |
| 450 EXC-F / 450 XCF-W / 500 XC-W /500 XCW-F FTP-4 12-16 | -     | ORANGE | 1902-0694 | -                      |
| 250 SX 19- 22   | 3     | ORANGE | -         | 1902-1523              |
| 250SXF FACTORY EDITION 16-18                            | 3     | ORANGE | 1902-1181 | -                      |
| 250SXF 16-18  | 3     | ORANGE | 1902-1181 | -                      |
| 250 SX-F / XC-F RACE 19- 22                             | 2     | ORANGE | -         | 1902-1524              |
| 250 EXC-F 17-19   | 1     | ORANGE | 1902-1346 | -                      |
| 250 XC 19- 22   | 3     | ORANGE | -         | 1902-1523              |
| 300XC 11-16   | 3     | ORANGE | 1902-0495 | -                      |

**RACE FIT RADIATOR HOSE KITS (CON'T)**

| MAKE/MODEL/YEAR                              | HOSES | COLOR  | PART #    | WITHOUT CLAMPS |
|--|-------|--------|-----------|----------------|
| <b>KTM (CON'T)</b>                           |       |        |           |                |
| 250-300 XC-W 12-16 THERMOSTAT BYPASS         | 3     | ORANGE | 1902-0698 | -              |
| 350 XC-F/XCF-W 12-16 THERMOSTAT BYPASS       | 3     | ORANGE | 1902-0694 | 1902-1560      |
| 350EXC-F/SIX DAYS 17-19 THERMOSTAT BYPASS    | 3     | ORANGE | 1902-1181 | -              |
| 350 XC-F THERMOSTAT BYPASS 20-22             | 2     | ORANGE | -         | 1902-1577      |
| 350SXF 11-15 RACE Y PIECE                    | 2     | ORANGE | 1902-0498 | -              |
| 350SXF 16-18                                 | 3     | ORANGE | 1902-1181 | -              |
| 350 SX-F / XC-F RACE Y DESIGN 19 - 22        | 2     | ORANGE | -         | 1902-1577      |
| 350 XCF-W THERMOSTAT BYPASS 20-22            | 2     | ORANGE | -         | 1902-1577      |
| 400/450/530EXCR/EXCF 08-11 THERMOSTAT BYPASS | 3     | ORANGE | 1902-0500 | 1902-1559      |
| 450EXC-F/SIX DAYS 17-19                      | 4     | ORANGE | 1902-1360 | -              |
| 450EXC-F/SIX DAYS 17-19 THERMOSTAT BYPASS    | 3     | ORANGE | 1902-1361 | -              |
| 450 XC-F 17-19                               | 1     | ORANGE | 1902-1346 | -              |
| 450XC-W 12-16 THERMOSTAT BYPASS              | 3     | ORANGE | 1902-0695 | 1902-1562      |
| 450 SX-F / XC-F 19-22                        | 3     | ORANGE | -         | 1902-1525      |
| 500EXC-F/SIX DAYS 17-19                      | 4     | ORANGE | 1902-1360 | -              |
| 500EXC-F/SIX DAYS 17-19 THERMOSTAT BYPASS    | 3     | ORANGE | 1902-1361 | -              |
| 500 XC-W 12-16 THERMOSTAT BYPASS             | 3     | ORANGE | 1902-0695 | -              |
| 500 XC-F 17-19 T PIECE                       | 1     | ORANGE | 1902-1346 | -              |

**RACE FIT RADIATOR HOSE KITS (CON'T)**

| MAKE/MODEL/YEAR   | HOSES | COLOR  | PART #    | WITHOUT CLAMPS |
|---|-------|--------|-----------|----------------|
| <b>KTM (CON'T)</b>  |       |        |           |                |
| 450/500 XC-F THERMO BY PASS 20-22                                   | 3     | ORANGE | -         | 1902-1713      |
| 500 XCF-W THERMO BYPASS 20-22                                       | 3     | ORANGE | -         | 1902-1713      |
| 950 ADVENTURE/ADVENTURE S 04-06                                     | 7     | ORANGE | 1902-0504 | 1902-1557      |
| 990 ADVENTURE/ANDVENTURE S/ SUPERDUKE 05-13                         | 7     | ORANGE | 1902-0504 | 1902-1557      |
| <b>SUZUKI</b>   |       |        |           |                |
| RMZ450 Y RACE DESIGN 18-22  | 3     | BLUE   | -         | 1902-1526      |
| <b>YAMAHA</b>   |       |        |           |                |
| YZ265 18-22   | 2     | BLUE   | 1902-1670 | -              |
| YZ265 19-22   | 2     | BLUE   | 1902-1671 | -              |
| YZ125 96-01   | 2     | BLUE   | 1902-0987 | 1902-1570      |
| YZ125 02-22   | 4     | BLUE   | 1902-0512 | 1902-1569      |
| YZ250 96-98   | 4     | BLUE   | -         | 1902-1573      |
| YZ250 00-21   | 4     | BLUE   | 1902-0513 | 1902-1568      |
| WR250F 07-14  | 3     | BLUE   | -         | 1902-1571      |
| WR250F 15-19  | 3     | BLUE   | -         | 1902-1574      |
| YZ250F Y RACE 19- 22  | 3     | BLUE   | -         | 1902-1527      |
| YZ250FX 15-19   | 3     | BLUE   | -         | 1902-1575      |
| YZ450F 14-17 RACE Y PIECE DESIGN W/ALLOY INSERT                     | 4     | BLUE   | 1902-1186 | -              |
| YZ450F 18 - 22 (NEW MODEL ELEC START) Y PIECE DESIGN W/ALLOY INSERT | 3     | BLUE   | 1902-1394 | 1902-1576      |

1 - CLAMP KIT ONLY FOR SX 85 PART # 1902-1667

**OEM FIT RADIATOR HOSE KITS**

**\$68<sup>95</sup> - \$235<sup>95</sup>**

- All of the same features as our Race Fit Hose Kits
- The new OEM Fit Hose Kits offer extreme value
- Mirroring the fitment of standard hoses, while utilizing the highest quality silicone rubber available
- High burst pressures and extreme temperature resistance
- Optional clamp kits available



CLAMPS SOLD SEPARATELY

**OEM FIT RADIATOR HOSE KITS**

| MAKE/MODEL/YEAR                         | HOSES | COLOR | PART #    | OPTIONAL CLAMP KIT PART # |
|---|-------|-------|-----------|---------------------------|
| <b>HONDA</b>                            |       |       |           |                           |
| CR250 R 02-12                           | 4     | RED   | 1902-0466 | -                         |
| CRF250R 18-21                           | 4     | RED   | 1902-1665 | -                         |
| CRF250 RX 19-21                         | 4     | RED   | 1902-1665 | -                         |
| CRF450R 09-12                           | 7     | RED   | -         | 1902-0802                 |
| CRF450L 19-20                           | 7     | RED   | 1902-1579 | -                         |
| <b>HUSQVARNA</b>                        |       |       |           |                           |
| TE250 14-16                             | 4     | BLUE  | -         | -                         |
| TE 250I/300I 20-22                      | 4     | BLUE  | -         | 1902-1582                 |
| TE250I-300I TPI / TX300I 20-22 NO CLAMP | 4     | BLUE  | 1902-1582 | -                         |
| TX 300I 20-22                           | 4     | BLUE  | -         | 1902-1582                 |
| FE250 20-22                             | 6     | BLUE  | 1902-1581 | -                         |
| FE350 14-16                             | 6     | BLUE  | 1902-0991 | -                         |
| FE350 17-19                             | 6     | BLUE  | 1902-1217 | -                         |
| FE350 20-21                             | 6     | BLUE  | 1902-1775 | -                         |
| FX350 19-22                             | 4     | BLUE  | 1902-1587 | -                         |
| <b>KAWASAKI</b>                         |       |       |           |                           |
| KX 250 94-98                            | 6     | GREEN | 1902-0967 | -                         |
| KX250F 09-16                            | 6     | GREEN | 1902-0794 | -                         |
| KX450F 16-18                            | 6     | GREEN | -         | 1902-1224                 |

**OEM FIT RADIATOR HOSE KITS (CON'T)**

| MAKE/MODEL/YEAR                      | HOSES | COLOR  | PART #    | OPTIONAL CLAMP KIT PART # |
|--------------------------------------|-------|--------|-----------|---------------------------|
| <b>KAWASAKI (CON'T)</b>              |       |        |           |                           |
| KX450 19 - 21                        | 6     | GREEN  | 1902-1669 | -                         |
| KX450 19 - 21                        | 6     | BLUE   | 1902-1668 | -                         |
| <b>KTM</b>                           |       |        |           |                           |
| 250SX-F 13-15                        | 4     | ORANGE | 1902-0796 | -                         |
| 250/ 300 EXC TPI 20 -22              | 4     | ORANGE | 1902-1590 | -                         |
| 250/300 XC-W TPI 20-22               | 4     | ORANGE | 1902-1590 | -                         |
| 350SX-F / XC-F 19-22                 | 4     | ORANGE | 1902-1578 | -                         |
| 350SX-F/XC-F 11-15                   | 4     | ORANGE | 1902-0796 | -                         |
| 450 XC-F 20-22                       | 4     | ORANGE | 1902-1582 | -                         |
| 500 XC-F / XCW-F 20-22               | 4     | ORANGE | 1902-1592 | -                         |
| 950 -990 ADVENTURE/ADVENTURE S 04-06 | 7     | ORANGE | 1902-0504 | 1902-1557                 |
| <b>YAMAHA</b>                        |       |        |           |                           |
| YZ250F 14-18                         | 4     | BLUE   | 1902-0994 | -                         |
| YZ250F 19 - 21                       | 4     | BLUE   | 1902-1672 | -                         |
| YZ450F 14-17                         | 4     | BLUE   | 1902-0995 | -                         |
| YZ450F 18-21                         | 4     | BLUE   | 1902-1395 | 1902-1396                 |
| WR450 19-21                          | 4     | BLUE   | 1902-1395 | -                         |

APPAREL

HELMETS & GOGGLES

RIDER ARMOR

OUTERWEAR

YOUTH

LUGGAGE & PACKS

BIKE BODY

BIKE CONTROLS

BIKE SUSPENSION

BIKE BRAKING

BIKE DRIVE

BIKE BEARINGS

BIKE ENGINE

BIKE ELECTRICAL

BIKE EXHAUST

BIKE WHEELS

BICYCLE

GARAGE & PROMO

SIZING CHART





**OEM REPLACEMENT RADIATORS**

\$119.<sup>95</sup>

- Economical alternative to the original radiator
- Same dimensions as OEM
- Easy mounting and perfect fitting
- Compatible with Moose Racing® radiator guards and radiator braces
- Radiator cap included
- Sold per side

**OEM REPLACEMENT RADIATORS**

| MAKE/MODEL/YEAR             | LEFT #    | RIGHT #   |
|-----------------------------|-----------|-----------|
| <b>GAS GAS</b>              |           |           |
| MC 125 21-23                | 1901-0918 | 1901-0919 |
| EC 250 22-23                | 1901-0918 | 1901-0919 |
| EX 250 23                   | 1901-0918 | 1901-0919 |
| EX 250F 21-23               | 1901-0918 | 1901-0917 |
| MC 250 22-23                | 1901-0918 | 1901-0919 |
| MC 250F 21-23               | 1901-0918 | 1901-0917 |
| EC 300 21-23                | 1901-0918 | 1901-0919 |
| EX 300 21-23                | 1901-0918 | 1901-0919 |
| EX 350F 21-23               | 1901-0918 | 1901-0917 |
| MC 350F 23                  | 1901-0918 | 1901-0917 |
| EX 450F 21-23               | 1901-0918 | 1901-0917 |
| MC 450F 21-23               | 1901-0918 | 1901-0917 |
| MC 450F TROY LEE DESIGNS 22 | 1901-0918 | 1901-0917 |
| <b>HONDA</b>                |           |           |
| CRF250R 14-15               | 1901-0880 | -         |
| CRF250R 14-17               | -         | 1901-0879 |
| CRF250R 16-17               | 1901-0865 | -         |
| CRF250R 18-19               | -         | 1901-0861 |
| CRF250R 18-21               | 1901-0866 | -         |
| CRF250R 20-21               | -         | 1901-0862 |
| CRF450R 13-14               | 1901-0878 | 1901-0877 |
| CRF450R 15-16               | 1901-0867 | 1901-0863 |
| CRF450R 17-20               | 1901-0868 | 1901-0864 |
| CRF450R 21-23               | 1901-0907 | 1901-0906 |
| CRF450RX 21-23S             | 1901-0907 | 1901-0906 |
| <b>HUSABERG</b>             |           |           |
| TE 125 12-15                | 1901-0886 | 1901-0885 |
| FE 250 13-15                | 1901-0884 | 1901-0883 |
| TE 250 11-15                | 1901-0886 | 1901-0885 |
| TE 300 11-15                | 1901-0886 | 1901-0885 |
| FE 350 13-15                | 1901-0884 | 1901-0883 |
| FE 390 10-12                | 1901-0882 | 1901-0883 |
| FE 450 10-11                | 1901-0882 | 1901-0883 |
| FE 450 13-15                | 1901-0884 | 1901-0883 |
| FX 450 10-11                | 1901-0882 | 1901-0881 |

**OEM REPLACEMENT RADIATORS (CON'T)**

| MAKE/MODEL/YEAR                      | LEFT #    | RIGHT #   |
|--------------------------------------|-----------|-----------|
| <b>HUSQVARNA (CON'T)</b>             |           |           |
| FE 501 13-15                         | 1901-0884 | 1901-0883 |
| FE 570 09-12                         | 1901-0882 | 1901-0883 |
| FS 570 10-11                         | 1901-0882 | 1901-0883 |
| <b>HUSQVARNA</b>                     |           |           |
| TC 125 14-15                         | 1901-0886 | 1901-0885 |
| TC 125 16-18                         | 1901-0888 | 1901-0887 |
| TC 125 19-22                         | 1901-0918 | 1901-0919 |
| TE 125 15-16                         | 1901-0886 | 1901-0885 |
| TE 150 17-19                         | 1901-0888 | 1901-0887 |
| TE 150I 20-23                        | 1901-0918 | 1901-0919 |
| FC 250 14-15                         | 1901-0884 | 1901-0881 |
| FC 250 16-18                         | 1901-0888 | 1901-0887 |
| FC 250 19-22                         | 1901-0918 | 1901-0917 |
| FE 250 14-16                         | 1901-0884 | 1901-0883 |
| FE 250 17-19                         | 1901-0888 | 1901-0887 |
| TC 250 14-16                         | 1901-0886 | 1901-0885 |
| TC 250 17-18                         | 1901-0888 | 1901-0887 |
| TC 250 19-22                         | 1901-0918 | 1901-0919 |
| TE 250 14-16                         | 1901-0886 | 1901-0885 |
| TE 250 17-18                         | 1901-0888 | 1901-0887 |
| TE 250I 19                           | 1901-0888 | 1901-0887 |
| TE 250I 20-23                        | 1901-0918 | 1901-0919 |
| TE 300 14-16                         | 1901-0886 | 1901-0885 |
| TE 300 17-18                         | 1901-0888 | 1901-0887 |
| TE 300I 19                           | 1901-0888 | 1901-0887 |
| TE 300I 20-23                        | 1901-0918 | 1901-0919 |
| TX 300 17-19                         | 1901-0888 | 1901-0887 |
| TX 300I 20-22                        | 1901-0918 | 1901-0919 |
| FC 350 14-15                         | 1901-0884 | 1901-0881 |
| FC 350 16-18                         | 1901-0888 | 1901-0887 |
| FC350 19-22                          | 1901-0918 | 1901-0917 |
| FE 350 14-16                         | 1901-0884 | 1901-0883 |
| FE 350 17-19                         | 1901-0888 | 1901-0887 |
| FE 350 20-23                         | 1901-0918 | 1901-0917 |
| FE 350S 20-23                        | 1901-0918 | 1901-0917 |
| FX 350 17-18                         | 1901-0888 | 1901-0887 |
| FX 350 19-22                         | 1901-0918 | 1901-0917 |
| FC 450 14-15                         | 1901-0884 | 1901-0881 |
| FC 450 16-18                         | 1901-0888 | 1901-0916 |
| FC 450 19-22                         | 1901-0918 | 1901-0917 |
| <b>FC 450 ROCKSTAR EDITION 18-21</b> |           |           |
| FE 450 14-16                         | 1901-0884 | 1901-0883 |
| FE 450 17-19                         | 1901-0888 | 1901-0916 |
| FE 450 23                            | 1901-0918 | 1901-0917 |
| FS 450 17-18                         | 1901-0888 | 1901-0916 |
| FS 450 19-20                         | 1901-0918 | 1901-0917 |
| FX 450 17-18                         | 1901-0888 | 1901-0916 |
| FX 450 19-22                         | 1901-0918 | 1901-0917 |
| FE 501 14-16                         | 1901-0884 | 1901-0883 |
| FE 501 17-19                         | 1901-0888 | 1901-0916 |
| FE 501 20-23                         | 1901-0918 | 1901-0917 |
| FE 501S 20-23                        | 1901-0918 | 1901-0917 |
| <b>KAWASAKI</b>                      |           |           |
| KX 250F 09-16                        | 1901-0902 | 1901-0901 |
| KX 250F 17-20                        | 1901-0899 | 1901-0900 |
| KX 450F 09-15                        | 1901-0904 | 1901-0903 |
| KX 450F 16-23                        | 1901-0897 | 1901-0898 |
| KX 450X 21-23                        | 1901-0897 | 1901-0898 |
| <b>KTM</b>                           |           |           |
| 125 SX 07-15                         | 1901-0886 | 1901-0885 |
| 125 SX 16-18                         | 1901-0888 | 1901-0887 |
| 125 SX 19-22                         | 1901-0918 | 1901-0919 |
| 125 XC 21-22                         | 1901-0918 | 1901-0919 |
| 144 SX 07-08                         | 1901-0886 | 1901-0885 |
| 150 SX 09-15                         | 1901-0886 | 1901-0885 |
| 150 SX 16-18                         | 1901-0888 | 1901-0887 |
| 150 SX 19-22                         | 1901-0918 | 1901-0919 |
| 150 XC 10-14                         | 1901-0886 | 1901-0885 |
| 150 XC-W 17-19                       | 1901-0888 | 1901-0887 |
| 150 XC-W TPI 20-23                   | 1901-0918 | 1901-0919 |
| 200 XC 08-09                         | 1901-0886 | 1901-0885 |
| 200 XC-W 08-16                       | 1901-0886 | 1901-0885 |
| 250 SX 07-16                         | 1901-0886 | 1901-0885 |
| 250 SX 17-18                         | 1901-0888 | 1901-0887 |
| 250 SX 19-22                         | 1901-0918 | 1901-0919 |

**OEM REPLACEMENT RADIATORS (CON'T)**

| MAKE/MODEL/YEAR                       | LEFT #    | RIGHT #   |
|---------------------------------------|-----------|-----------|
| <b>KTM (CON'T)</b>                    |           |           |
| 250 SX-F 07-15                        | 1901-0884 | 1901-0881 |
| 250 SX-F 16-18                        | 1901-0888 | 1901-0887 |
| 250 SX-F 19-22                        | 1901-0918 | 1901-0917 |
| <b>250 SX-F FACTORY EDITION 15-16</b> |           |           |
| 250 XC 10-14                          | 1901-0886 | 1901-0885 |
| 250 XC 17-18                          | 1901-0888 | 1901-0887 |
| 250 XC TPI 19-22                      | 1901-0918 | 1901-0919 |
| 250 XC-F 16-18                        | 1901-0888 | 1901-0887 |
| 250 XC-F 19-22                        | 1901-0918 | 1901-0917 |
| 250 XCF-W 08-16                       | 1901-0884 | 1901-0883 |
| 250 XC-W 08-16                        | 1901-0886 | 1901-0885 |
| 250 XC-W 17-19                        | 1901-0888 | 1901-0887 |
| 250 XC-W TPI 20-23                    | 1901-0918 | 1901-0919 |
| 300 XC 09-14                          | 1901-0886 | 1901-0885 |
| 300 XC 17-18                          | 1901-0888 | 1901-0887 |
| 300 XC TPI 19-22                      | 1901-0918 | 1901-0919 |
| 300 XC-W 08-16                        | 1901-0886 | 1901-0885 |
| 300 XC-W 17-19                        | 1901-0888 | 1901-0887 |
| 300 XC-W TPI 20-23                    | 1901-0918 | 1901-0919 |
| 350 EXC-F 12-16                       | 1901-0884 | 1901-0883 |
| 350 EXC-F 17-19                       | 1901-0888 | 1901-0887 |
| 350 EXC-F 20-23                       | 1901-0918 | 1901-0917 |
| 350 SX-F 11-15                        | 1901-0884 | 1901-0881 |
| 350 SX-F 16-18                        | 1901-0888 | 1901-0887 |
| 350 SX-F 19-22                        | 1901-0918 | 1901-0917 |
| 350 XC-F 17-18                        | 1901-0888 | 1901-0887 |
| 350 XC-F 19-22                        | 1901-0918 | 1901-0917 |
| 350 XCF-W 12-16                       | 1901-0884 | 1901-0883 |
| 350 XCF-W 21-22                       | 1901-0918 | 1901-0917 |
| 400 XC-W 09-10                        | 1901-0884 | 1901-0883 |
| 450 SMR 08-12                         | 1901-0882 | 1901-0881 |
| 450 SMR 13-15                         | 1901-0884 | 1901-0881 |
| 450 SX-F 07-12                        | 1901-0882 | 1901-0881 |
| 450 SX-F 13-15                        | 1901-0884 | 1901-0881 |
| 450 SX-F 16-18                        | 1901-0888 | 1901-0916 |
| 450 SX-F 19-22                        | 1901-0918 | 1901-0917 |
| <b>450 SX-F FACTORY EDITION 15-16</b> |           |           |
| 450 SX-F FACTORY EDITION 18-21        | 1901-0918 | 1901-0917 |
| 450 XC-F 08-09                        | 1901-0882 | 1901-0881 |
| 450 XC-F 16-18                        | 1901-0888 | 1901-0916 |
| 450 XC-F 19-22                        | 1901-0918 | 1901-0917 |
| 450 XC-W 08-16                        | 1901-0884 | 1901-0883 |
| 500 EXC 12-16                         | 1901-0884 | 1901-0883 |
| 500 EXC-F 17-19                       | 1901-0888 | 1901-0916 |
| 500 EXC-F 20-23                       | 1901-0918 | 1901-0917 |
| 500 XC-W 12-16                        | 1901-0884 | 1901-0883 |
| 500 XCF-W 20-22                       | 1901-0918 | 1901-0917 |
| 505 SX-F 07-08                        | 1901-0882 | 1901-0881 |
| 505 XC-F 08-09                        | 1901-0882 | 1901-0881 |
| 530 EXC 08-11                         | 1901-0884 | 1901-0883 |
| 530 XC-W 08-11                        | 1901-0884 | 1901-0883 |
| <b>YAMAHA</b>                         |           |           |
| YZ 125 05-23                          | 1901-0893 | 1901-0894 |
| YZ 125X 20-23                         | 1901-0893 | 1901-0894 |
| YZ 250F 14-18                         | 1901-0890 | 1901-0889 |
| YZ 250F 19-23                         | 1901-0892 | 1901-0891 |
| YZ 250FX 15-19                        | 1901-0890 | -         |
| YZ 250FX 20-23                        | 1901-0892 | -         |
| YZ 250 02-23                          | 1901-0895 | 1901-0896 |
| YZ 250X 16-23                         | 1901-0895 | 1901-0896 |
| WR 250F 15-19                         | 1901-0890 | -         |
| WR 250F 20-23                         | 1901-0892 | -         |
| YZ 450F 14-17                         | 1901-0890 | 1901-0889 |
| YZ 450F 18-22                         | 1901-0892 | 1901-0891 |
| YZ 450FX 19-23                        | 1901-0892 | -         |
| WR 450F 19-23                         | 1901-0892 | -         |

**STAINLESS STEEL OIL FILTERS**

\$27<sup>95</sup>

- High-performance oil filters that outperform paper filters
- Constructed out of high-quality micronic filter cloth and stainless steel for maximum durability and performance
- Filter down to 35 microns consistently and still allow great flow
- High flow rate that stays consistent at extreme temperatures
- Can be cleaned and re-used
- May be used with conventional and synthetic oils



**STAINLESS STEEL OIL FILTERS**

| MAKE/MODEL/YEAR                    | PART #    |
|------------------------------------|-----------|
| <b>HONDA</b>                       |           |
| XR200 84-85                        | 0712-0231 |
| CRF250R/X 04-20                    | 0712-0230 |
| XL250R 84-87                       | 0712-0231 |
| XR250L 91-98                       | 0712-0231 |
| XR250R 84-08                       | 0712-0231 |
| XR350R 83-85                       | 0712-0231 |
| XR400R 96-08                       | 0712-0231 |
| XR500R 81-85                       | 0712-0231 |
| XR600R 83-00                       | 0712-0231 |
| XR650R/L 93-15                     | 0712-0231 |
| <b>KTM</b>                         |           |
| FIRST FILTER                       | -         |
| SECOND FILTER                      | 0712-0235 |
| 400-525 EXC/XC 00-07               | -         |
| FIRST FILTER                       | -         |
| SECOND FILTER                      | 0712-0235 |
| 400-525 SXF 00-06                  | -         |
| FIRST FILTER                       | -         |
| SECOND FILTER                      | 0712-0235 |
| 450/525/560 SMR 05-07              | -         |
| FIRST FILTER                       | -         |
| SECOND FILTER                      | 0712-0235 |
| 520SX/MXC/EXC 99-02                | -         |
| FIRST FILTER                       | -         |
| SECOND FILTER                      | 0712-0235 |
| 540-640 SXS/SMR/LC4 92-07          | -         |
| FIRST FILTER                       | -         |
| SECOND FILTER                      | 0712-0235 |
| 625SX 02-05                        | -         |
| FIRST FILTER                       | -         |
| SECOND FILTER                      | 0712-0235 |
| 660 SUPERMOTO 02-03                | -         |
| FIRST FILTER                       | -         |
| SECOND FILTER                      | 0712-0235 |
| 690 ENDURO/R/SUPERMOTO R SMC 08-09 | -         |
| FIRST FILTER                       | -         |
| SECOND FILTER                      | 0712-0235 |
| <b>SUZUKI</b>                      |           |
| DRZ110 03-06                       | 0712-0233 |
| RMZ250 04-23                       | 0712-0238 |
| RMX450 2010                        | 0712-0238 |
| RMZ450 05-23                       | 0712-0238 |

**RADIATOR CAPS**

\$23<sup>95</sup> - \$28<sup>95</sup>



- Replacement cap is the least expensive and easiest way to solve or troubleshoot your liquid cooled bike/ATV radiator problems
- Upgrading to a high pressure 1.6 bar, 1.8 bar or 2.1 bar from the stock radiator cap is the simplest and least expensive way to avoid over-boiling your engine
- Raising your cooling system's maximum operating pressure increases your coolant's boiling point, allowing you to ride harder and longer
- Black finished cap
- Universal fit for most Japanese models
- High temperature corrosion resistant silicone seals

| DESCRIPTION | PART #    |
|-------------|-----------|
| 1.1 BAR     | 1903-0005 |
| 1.6 BAR     | 1903-0017 |
| 1.8 BAR     | 1903-0018 |
| 2.1 BAR     | 1903-0019 |

FITS KTM/HUSQVARNA ALL 16-22  
FITS GAS GAS ALL MODELS 21-22



LOGAN BEST

APPAREL

HELMETS & GOGGLES

RIDER ARMOR

OUTERWEAR

YOUTH

LUGGAGE & PACKS

BIKE BODY

BIKE CONTROLS

BIKE SUSPENSION

BIKE BRAKING

BIKE DRIVE

BIKE BEARINGS

BIKE ENGINE

BIKE ELECTRICAL

BIKE EXHAUST

BIKE WHEELS

BICYCLE

GARAGE & PROMO

SIZING CHART

**OIL FILTERS**

**\$5.95**

- High-quality replacement for your standard filter
- Can filter down to 10 microns
- Constructed with high-quality paper filter materials
- Manufactured with sealing ring to ensure perfect fit
- Offers maximum protection and long lasting filter life
- May be used with conventional and synthetic oils



**MACHINED OIL FILTER COVERS \$32.95 - \$42.95**

- CNC Machined covers made from 6061 T6 Aluminum
- Black anodized finish for added looks and appeal
- Aluminum cover helps dissipate added heat from engine oil
- Light weight and durable design

**OIL FILTERS**

| MAKE/MODEL/YEAR                 | PART #    |
|---------------------------------|-----------|
| <b>GAS GAS</b>                  |           |
| EX 250 F 21-23                  | 0712-0226 |
| MC 250 F 21-23                  | 0712-0226 |
| EX 350 F 21-23                  | 0712-0226 |
| EX 450 F 21-23                  | 0712-0226 |
| MC 450 F 21-23                  | 0712-0226 |
| <b>HONDA</b>                    |           |
| CRF150R 07-23                   | 0712-0220 |
| XR200 84-85                     | 0712-0221 |
| CRF250R 04-23                   | 0712-0220 |
| CRF250 RX 19-23                 | 0712-0220 |
| CRF250 X 04-23                  | 0712-0220 |
| XL250R 84-87                    | 0712-0221 |
| XR250L 91-98                    | 0712-0221 |
| XR250R 84-08                    | 0712-0221 |
| XR350R 83-85                    | 0712-0221 |
| XR400R 86-08                    | 0712-0221 |
| XR500R 81-85                    | 0712-0221 |
| XR600R 83-00                    | 0712-0221 |
| XR650R/L 93-15                  | 0712-0221 |
| <b>HUSQVARNA</b>                |           |
| 250/350 FE 14-23                | 0712-0226 |
| FX 350/450 17-23                | 0712-0226 |
| 250-450 FC 16-23                | 0712-0226 |
| FS 450 16-23                    | 0712-0226 |
| 450/501 FE 14-15                | 0712-0227 |
| <b>KAWASAKI</b>                 |           |
| KLX110 02-23                    | 0712-0223 |
| KLX140 08-23                    | 0712-0223 |
| KX250F 04-19                    | 0712-0222 |
| KX250 20-23                     | 0712-0222 |
| KX250 XC 21-23                  | 0712-0222 |
| KLX250-300 R/S/SF 94-10         | 0712-0223 |
| KLX400 03                       | 0712-0381 |
| KLX450R 08-12                   | 0712-0223 |
| KX450F 06-15                    | 0712-0223 |
| KX450F 16-18                    | 0712-0222 |
| KX 450 19-23                    | 0712-0222 |
| KX450 XC 21-23                  | 0712-0222 |
| KX450 SR 22-23                  | 0712-0222 |
| <b>KTM</b>                      |           |
| 250SX-F 05-12                   | 0712-0227 |
| 250SX-F 13-23                   | 0712-0226 |
| 250XC-F/XCF-W 06-12             | 0712-0227 |
| 250 /350 XC-F 13-23             | 0712-0226 |
| 250 EXC-F 13-23                 | 0712-0226 |
| 250/450 15.5-16 FACTORY EDITION | 0712-0226 |
| 250EXC 03-06                    | -         |
| FIRST FILTER                    | 0712-0224 |
| SECOND FILTER                   | 0712-0225 |
| 350SX-F 11-23                   | 0712-0226 |
| 350 XC-F 12-13/ 17-23           | 0712-0226 |
| 350 XCF-W 12-16                 | 0712-0226 |
| 400-525 EXC/XC 00-07            | -         |
| FIRST FILTER                    | 0712-0224 |
| SECOND FILTER                   | 0712-0225 |
| 400-525 SX-F 00-06              | -         |
| FIRST FILTER                    | 0712-0224 |
| SECOND FILTER                   | 0712-0225 |
| 450/525/560 SMR 05-07           | -         |
| FIRST FILTER                    | 0712-0224 |
| SECOND FILTER                   | 0712-0225 |

**OIL FILTERS (CON'T)**

| MAKE/MODEL/YEAR                        | PART #    |
|--|-----------|
| <b>KTM (CON'T)</b>                     |           |
| 450/500 SX/XC 12-15 FUEL INJECTED      | 0712-0227 |
| 450 DUNGEY REPLICAS & FACTORY ED 12-15 | 0712-0227 |
| 450SX-F 15.5-23                        | 0712-0226 |
| 450 XC-F 16-23                         | 0712-0226 |
| 450 EXC-F SIX DAYS 17-23               | 0712-0226 |
| 450SX-F 07-12 CARBURATED               | 0712-0226 |
| 500 EXC-F 17-23                        | 0712-0226 |
| 505 SX/XC 08-12 CARBURATED             | 0712-0226 |
| 520SX/MXC/EXC 99-02                    | -         |
| FIRST FILTER                           | 0712-0224 |
| SECOND FILTER                          | 0712-0225 |
| 530 EXC/XCR 08-12 CARBURATED           | 0712-0226 |
| 540-640 SX/S/SMR/LC4 92-07             | -         |
| FIRST FILTER                           | 0712-0224 |
| SECOND FILTER                          | 0712-0225 |
| 625 SX 02-05                           | -         |
| FIRST FILTERS                          | 0712-0224 |
| SECOND FILTER                          | 0712-0225 |
| 660 SUPERMOTO 02-03                    | -         |
| FIRST FILTER                           | 0712-0224 |
| SECOND FILTER                          | 0712-0225 |
| 690 ENDURO/R/SUPERMOTO R SMC 08-09     | -         |
| FIRST FILTER                           | 0712-0224 |
| SECOND FILTER                          | 0712-0225 |
| <b>SUZUKI</b>                          |           |
| DRZ110 03-06                           | 0712-0223 |
| RMZ250 04-23                           | 0712-0228 |
| RMZ450X 17-23                          | 0712-0228 |
| RMZ450 05-23                           | 0712-0228 |
| <b>YAMAHA</b>                          |           |
| YZ250F 09-23                           | 0712-0229 |
| YZ250FX 15-23                          | 0712-0229 |
| XT250 09-23                            | 0712-0229 |
| WR250X 09-16                           | 0712-0229 |
| WR250F 09-23                           | 0712-0229 |
| WR250R 09-23                           | 0712-0229 |
| WR450F 09-23                           | 0712-0229 |
| YZ450F 09-23                           | 0712-0229 |
| YZ450FX 15-23                          | 0712-0229 |

**MACHINED OIL FILTER COVERS**

| MAKE/MODEL/YEAR     | PART #    |
|---------------------|-----------|
| <b>HONDA</b>        |           |
| CRF250R 18-23       | 0940-1942 |
| CRF250RX 19-23      | 0940-1942 |
| CRF450R 17-23       | 0940-1942 |
| CRF450RX 17-23      | 0940-1942 |
| CRF450X 19-23       | 0940-1942 |
| <b>HUSQVARNA</b>    |           |
| FE250 /350 14-23    | 0940-2009 |
| FE450 17-23         | 0940-2009 |
| FE501 17-23         | 0940-2009 |
| FC250 / 350 14-23   | 0940-2009 |
| FC450 16-23         | 0940-2009 |
| FX450 17-23         | 0940-2009 |
| <b>KAWASAKI</b>     |           |
| KX250F 05-18        | 0940-1940 |
| KX250 19-23         | 0940-1940 |
| KX250 X 21-23       | 0940-1940 |
| KX450 19-23         | 0940-1941 |
| KX450 X 21-23       | 0940-1941 |
| <b>KTM</b>          |           |
| SX-F 250 13-23      | 0940-2009 |
| SX-F 350 11-23      | 0940-2009 |
| SX-F 450 09-12      | 0940-2009 |
| SX-F 450 16-21      | 0940-2009 |
| XC-F 250 13-23      | 0940-2009 |
| XCF-W 250 14-16     | 0940-2009 |
| XC-F 350 12-23      | 0940-2009 |
| XCF-W 350 12-21     | 0940-2009 |
| XC-F 450 07-12      | 0940-2009 |
| XC-F 450 16-23      | 0940-2009 |
| XCF-W 500 21        | 0940-2009 |
| XC-W 530 09-11      | 0940-2009 |
| SMR 450 13-14       | 0940-2009 |
| FREERIDE 250F 20    | 0940-2009 |
| FREERIDE 350F 12-17 | 0940-2009 |
| <b>YAMAHA</b>       |           |
| YZ250F 14-22        | 0940-1939 |
| YZ250X 15-19        | 0940-1939 |
| WR250F 15-22        | 0940-1939 |
| YZ450F 10-22        | 0940-1939 |
| YZ450X 16-22        | 0940-1939 |
| WR450F 16-22        | 0940-1939 |





**OIL PUMP COVER** **\$32<sup>95</sup>**

- CNC Machined covers made from 6061 T6 Aluminum
- Black anodized finish for added looks and appeal
- Aluminum cover helps dissipate added heat from engine oil
- Light weight and durable design

| OIL PUMP COVER            |           |
|---------------------------|-----------|
| MAKE/MODEL/YEAR           | PART #    |
| <b>GAS GAS</b>            |           |
| MC 250F 21-23             | 0940-1936 |
| EC 250F 21-23             | 0940-1936 |
| EX 250F 21-23             | 0940-1936 |
| MC 350F 22-23             | 0940-1936 |
| EC 350F 21-23             | 0940-1936 |
| EX 350F 21-23             | 0940-1936 |
| MC 450F 21-23             | 0940-1937 |
| EX 450F 21-23             | 0940-1937 |
| <b>KTM</b>                |           |
| 250 SX-F 13-15            | 0940-1938 |
| 350 SX-F 11-15            | 0940-1938 |
| 450 SX-F 13-15            | 0940-1938 |
| 250/350 SX-F 16-23        | 0940-1936 |
| 450-SX-F 16-22            | 0940-1937 |
| 250 EXC-F 14-16           | 0940-1938 |
| 250F FREE RIDE 18-20      | 0940-1936 |
| 250/350 / 450 EXC-F 17-23 | 0940-1936 |
| 350 EXC-F 08-16           | 0940-1938 |
| 450 SMR 13-14             | 0940-1938 |
| 450 SMR 21                | 0940-1937 |
| 500 EXC-F 08-16           | 0940-1938 |
| 500 EXC-F 17-23           | 0940-1937 |
| 530 EXC-F 08-16           | 0940-1938 |
| <b>HUSQVARNA</b>          |           |
| FC250 14-15               | 0940-1938 |
| FC350 14-15               | 0940-1938 |
| FC250/350 16-23           | 0940-1936 |
| FX350 17-23               | 0940-1936 |
| FC450 14-15               | 0940-1938 |
| FC450 16-23               | 0940-1937 |
| FE250 14-16               | 0940-1938 |
| FE350 14-16               | 0940-1938 |
| FE 250/350 17-23          | 0940-1936 |
| FE450 13-16               | 0940-1938 |
| FE450 /501 17-23          | 0940-1937 |
| FX450 17-22               | 0940-1937 |
| FE501 14-16               | 0940-1938 |

**QUICK RELEASE FILTER SKIN** **\$19<sup>95</sup>**



- Extremely thin and durable to allow maximum airflow
- Pull the string to remove filterskin, exposing a clean air filter surface
- It's like cleaning your filter in seconds
- Perfect for long, dusty races
- Sold three per package
- Made in the USA

|                           |         |
|---------------------------|---------|
| QUICK RELEASE FILTER SKIN | M819-90 |
|---------------------------|---------|

**AIR FILTER OIL TREATMENT** **\$8<sup>95</sup>**

- Keeps high-performance engines running smoothly and efficiently by stopping debris from being ingested through the air filter
- Air filter oil provides a tacky spray on film to the foam filter surface providing an oil barrier that captures dirt particles before they get to the engine
- Red pigment provides visual to help provide a uniform application when applying to filter surface
- 13 oz. net weight



|                          |           |
|--------------------------|-----------|
| AIR FILTER OIL TREATMENT | 3610-0073 |
|--------------------------|-----------|

**AIR FILTER CLEANER** **\$8<sup>95</sup>**

- Quick and easy way to clean both foam and filament type air filters
- Quickly dissolves debris and dirt that has built up on filter after extended use
- Does not deteriorate glues used for manufacturing filters
- Simply spray on to filter cleaning surface. Allow to dry before re-applying filter oil
- 15 oz. net weight
- Made in USA



|                    |           |
|--------------------|-----------|
| AIR FILTER CLEANER | 3704-0350 |
|--------------------|-----------|

**PRE FILTER/MUD FOAM** **\$19<sup>95</sup>**

- Open cell polyurethane foam
- Use in conjunction with stock air filter to trap larger particles and debris
- Easy cut to fit for any air box
- Extends filter life, and cleaning intervals of stock air filter
- Can be oiled like stock filter for best performance
- Also can be used to displace mud on helmet visor in muddy conditions
- Keeps mud from packing next to foot pegs, brake and shifter controls
- Made in the USA



|                          |         |
|--------------------------|---------|
| SIZE                     | PART #  |
| 11"H x 12"W x 3/4" THICK | M200-30 |

**SUPER SEAL FILTER OIL** **\$21<sup>95</sup>**

- Performance tested for maximum air flow and FLAME RESISTANT for maximum protection
- High-quality, water resistant biodegradable foam filter oil
- Protects against dirt and the finest dust
- Stays tacky, will not dry out or drip
- Contained in a metal can to help keep oil as fresh as possible
- Will not stain your air filter
- Available in one liter metal can
- Made in the USA



|                       |           |
|-----------------------|-----------|
| SUPER SEAL FILTER OIL | 3610-0007 |
|-----------------------|-----------|

**FOAM FILTER SUPER CLEANER** **\$21<sup>95</sup>**

- Specially formulated for cleaning foam air filters
- Biodegradable
- Dissolves dust and dirt
- Available in one liter metal can
- Made in the USA



|                           |           |
|---------------------------|-----------|
| FOAM FILTER SUPER CLEANER | 3704-0009 |
|---------------------------|-----------|

APPAREL

HELMETS & GOGGLES

RIDER ARMOR

OUTERWEAR

YOUTH

LUGGAGE & PACKS

BIKE BODY

BIKE CONTROLS

BIKE SUSPENSION

BIKE BRAKING

BIKE DRIVE

BIKE BEARINGS

BIKE ENGINE

BIKE ELECTRICAL

BIKE EXHAUST

BIKE WHEELS

BICYCLE

GARAGE & PROMO

SIZING CHART

**PRECISION PRE-OILED AIR FILTERS**

**\$8<sup>95</sup> - \$34<sup>95</sup>**

- High technology machine pre-oils filters to perfection while leaving no excess
- With the precision pre-oiled air filter, there is no excess oil to rob horsepower, and no dry spots endangering your engine
- Oiled with high tack and bio friendly FLAME RESISTANT Moose Racing® Super Seal Filter Oil
- Includes re-sealable filter bag
- Made in the USA

**TRIPLE LAYER AIR FILTERS**

**\$38<sup>95</sup> - \$40<sup>95</sup>**

- Unique triple stage foam filter designed for the most extreme conditions
- Eliminates the need for power robbing dust covers and outerwear covers
- Increased protection against silt, water, and sand
- Allows for extended filter service intervals
- Can be cleaned, re-oiled, and re-used like a 2-stage filter
- Available in standard and pre-oiled
- Used by factory off-road teams around the world
- Made in the USA

**AIR FILTERS**

**\$6<sup>95</sup> - \$40<sup>95</sup>**

- Bonded, two-layer foam designed for maximum protection and airflow
- Coarse outer foam traps large particles while fine inner foam catches the finest dust
- Flexible glue is used on all seams to prevent cracking
- Super seal neoprene ring keeps out water and provides a no-grease seal
- Exclusive 0.65 foam
- Made in the USA



TRIPLE LAYER

PRE-OILED

STANDARD

**AIR FILTERS**

| MAKE/MODEL/YEAR              | STANDARD   | PRE-OILED | TRIPLE LAYER STANDARD | TRIPLE LAYER PRE-OILED |
|------------------------------|------------|-----------|-----------------------|------------------------|
| <b>BETA</b>                  |            |           |                       |                        |
| 2-STROKE/4-STROKE 15-18      | 1011-4174  | 1011-4175 | -                     | -                      |
| 2-STROKE/4-STROKE 19-24      | 1011-4522  | 1011-4523 | -                     | -                      |
| <b>COBRA</b>                 |            |           |                       |                        |
| CX50 SR 11-20                | 1011-2554  | -         | -                     | -                      |
| CX65 11-20                   | 1011-2555  | -         | -                     | -                      |
| <b>GAS GAS</b>               |            |           |                       |                        |
| EC250/300 17-18              | 1011-2318  | 1011-2319 | -                     | -                      |
| XC250/300 17-18              | 1011-2318  | 1011-2319 | -                     | -                      |
| MC50 21-23                   | 1011-2556  | -         | -                     | -                      |
| MC 65 21-23                  | M761-50-04 | 1011-0840 | -                     | -                      |
| MC85 21-23                   | 1011-4115  | 1011-4116 | -                     | -                      |
| MC 125 21-23                 | 1011-3579  | 1011-3580 | 1011-3641             | -                      |
| EX 250 F 21-23               | 1011-3579  | 1011-3580 | 1011-3641             | -                      |
| MC 250 F 21-23               | 1011-3579  | 1011-3580 | 1011-3641             | -                      |
| EX 300 21-23                 | 1011-3579  | 1011-3580 | 1011-3641             | -                      |
| EC 300 21-23                 | 1011-3579  | 1011-3580 | 1011-3641             | -                      |
| EX 350 F 21-23               | 1011-3579  | 1011-3580 | 1011-3641             | -                      |
| EX 450 F 21-23               | 1011-3579  | 1011-3580 | 1011-3641             | -                      |
| MC 450 F 21-23               | 1011-3579  | 1011-3580 | 1011-3641             | -                      |
| <b>HONDA</b>                 |            |           |                       |                        |
| CRF50F 04-24                 | M762-20-05 | 1011-0831 | -                     | -                      |
| XR50 ALL YEARS               | M762-20-05 | 1011-0831 | -                     | -                      |
| CRF70F 04-13                 | M762-20-05 | 1011-0831 | -                     | -                      |
| XR70 ALL YEARS               | M762-20-05 | 1011-0831 | -                     | -                      |
| CR80R 83-85                  | M761-20-01 | -         | -                     | -                      |
| CR80 86-02                   | M761-20-02 | 1011-0826 | -                     | -                      |
| XR80R 88-03                  | M762-20-03 | 1011-1436 | -                     | -                      |
| CR85R 03-11                  | M761-20-02 | 1011-0826 | -                     | -                      |
| CRF100F 04-13                | 1011-0591  | -         | -                     | -                      |
| XR100R ALL YEARS             | M762-20-03 | 1011-1436 | -                     | -                      |
| CRF110 13-19                 | 1011-4278  | 1011-4279 | -                     | -                      |
| CRF110 20-24                 | 1011-4518  | 1011-4519 | -                     | -                      |
| CR125/250/500R 81-85         | M761-20-40 | -         | -                     | -                      |
| CR125/250/500R 86            | M761-20-41 | -         | -                     | -                      |
| CR125/500R 87-88             | M761-20-42 | -         | -                     | -                      |
| CR125/500R 89-01             | M761-20-43 | 1011-0828 | -                     | -                      |
| CR125/250R 02-07             | M761-20-44 | 1011-0829 | -                     | -                      |
| CRF125F 14-24                | 1011-3922  | 1011-3923 | -                     | -                      |
| CRF150R 07-24                | 1011-0933  | 1011-0934 | -                     | -                      |
| CRF150 F/230F 03-24          | M762-20-06 | 1011-0832 | -                     | -                      |
| CR250R 87                    | M761-20-42 | -         | -                     | -                      |
| CR250R 88-01                 | M761-20-43 | 1011-0828 | -                     | -                      |
| CRF250R 04-09                | M761-20-33 | 1011-0827 | 1011-2558             | 1011-2600              |
| CRF250R 10-13                | 1011-1459  | 1011-1460 | -                     | -                      |
| CRF250R 14-17                | 1011-2978  | 1011-2979 | 1011-2987             | -                      |
| CRF250R 18-21                | 1011-3920  | 1011-3921 | -                     | -                      |
| CRF 250R /RX 22-24           | 1011-4520  | 1011-4521 | -                     | -                      |
| CRF250X 04-17                | M761-20-33 | 1011-0827 | 1011-2558             | 1011-2600              |
| XR250/350/400/600R ALL YEARS | M762-20-02 | 1011-0830 | -                     | -                      |
| CR450 81                     | M761-20-40 | -         | -                     | -                      |
| CRF450R 02                   | M761-20-30 | -         | -                     | -                      |
| CRF450R 03-08                | M761-20-33 | 1011-0827 | 1011-2558             | 1011-2600              |
| CRF450R 09-12                | 1011-1459  | 1011-1460 | -                     | -                      |
| CRF450R 13-16                | 1011-2978  | 1011-2979 | 1011-2987             | -                      |
| CRF450R 17-20                | 1011-3920  | 1011-3921 | -                     | -                      |
| CRF450R 21-24                | 1011-4520  | 1011-4521 | -                     | -                      |
| CRF450X 03-18                | M761-20-33 | 1011-0827 | 1011-2558             | 1011-2600              |
| CRF450X 19-24                | 1011-3920  | 1011-3921 | -                     | -                      |
| XL600R/X 83-90               | 1011-2791  | 1011-2792 | -                     | -                      |
| XR650R 00-15                 | M762-20-04 | -         | -                     | -                      |
| <b>HUSABERG</b>              |            |           |                       |                        |
| FC/FE/FX (TOP FILTER) 00-08  | M762-60-04 | -         | -                     | -                      |
| FC/FE/FX 09-12               | 1011-2986  | 1011-2985 | -                     | -                      |
| <b>HUSQVARNA</b>             |            |           |                       |                        |
| 50 17-23                     | 1011-2556  | -         | -                     | -                      |
| 65 17-23                     | M761-50-04 | 1011-0840 | -                     | -                      |
| 85 15-17                     | 1011-2318  | 1011-2319 | 1011-2577             | -                      |
| 85 18-24                     | 1011-4115  | 1011-4116 | -                     | -                      |
| 125/250/360 92-08            | M761-30-42 | -         | -                     | -                      |
| 125 2-STROKE ALL 14-15       | 1011-2318  | 1011-2319 | 1011-2577             | -                      |
| 125 2-STROKE ALL 16-22       | 1011-3579  | 1011-3580 | 1011-3641             | -                      |
| 250 2-STROKE ALL 14-16       | 1011-2318  | 1011-2319 | 1011-2577             | -                      |
| 250 2-STROKE ALL 17-22       | 1011-3579  | 1011-3580 | 1011-3641             | -                      |
| 250/450 4-STROKE 14-15       | M761-30-42 | -         | -                     | -                      |

**AIR FILTERS (CON'T)**

| MAKE/MODEL/YEAR                                  | STANDARD   | PRE-OILED | TRIPLE LAYER STANDARD | TRIPLE LAYER PRE-OILED |
|--|------------|-----------|-----------------------|------------------------|
| <b>HUSQVARNA (CON'T)</b>                         |            |           |                       |                        |
| 250/310 4-STROKE 10-13                           | 1011-0458  | 1011-0833 | -                     | -                      |
| 250/450 4-STROKE 04-09                           | 1011-0458  | 1011-0833 | -                     | -                      |
| 250/450 4-STROKE ALL 14-15                       | 1011-2318  | 1011-2319 | 1011-2577             | -                      |
| 250/350/450 4-STROKE 16-22                       | 1011-3579  | 1011-3580 | 1011-3641             | -                      |
| 250/450 FACTORY ADDITION 22-24                   | 1011-4649  | 1011-4650 | -                     | -                      |
| 250/350/450 FC 23-24                             | 1011-4649  | 1011-4650 | -                     | -                      |
| 350/510/610 4ST 92-02                            | 1011-2982  | 1011-2983 | -                     | -                      |
| TE/WRE 410-610 97-03                             | 1011-2982  | 1011-2983 | -                     | -                      |
| TE610 E/SM 06-07                                 | 1011-2982  | 1011-2983 | -                     | -                      |
| <b>KAWASAKI</b>                                  |            |           |                       |                        |
| KDX50 05-06                                      | 1011-0595  | -         | -                     | -                      |
| KX60 85-04                                       | M761-40-01 | -         | -                     | -                      |
| KX65 00-24                                       | M761-40-05 | 1011-0835 | -                     | -                      |
| KX80 86-90                                       | M761-40-03 | -         | -                     | -                      |
| KX80 91-00                                       | M761-40-04 | 1011-0834 | -                     | -                      |
| KX85 01-24                                       | M761-40-04 | 1011-0834 | -                     | -                      |
| KX100 95-23                                      | M761-40-04 | 1011-0834 | -                     | -                      |
| KLX110 03-23                                     | M762-40-04 | -         | -                     | -                      |
| KLX125/L 03-06                                   | M762-70-06 | -         | -                     | -                      |
| KX112 22-24                                      | M761-4004  | -         | -                     | -                      |
| KX125 85   | M761-40-40 | -         | -                     | -                      |
| KX125/250 87-89                                  | M762-40-03 | 1011-0839 | -                     | -                      |
| KX125/250 92-93                                  | M761-40-43 | -         | -                     | -                      |
| KX125 94-05                                      | M761-40-44 | 1011-0836 | -                     | -                      |
| KLX140 08-24                                     | 1011-2793  | -         | -                     | -                      |
| KDX200 86-88                                     | M761-40-40 | -         | -                     | -                      |
| KDX200 89-06                                     | M762-40-03 | 1011-0839 | -                     | -                      |
| KDX220 97-05                                     | M762-40-03 | 1011-0839 | -                     | -                      |
| KX250 84   | M761-40-30 | -         | -                     | -                      |
| KX250 85-86                                      | M761-40-40 | -         | -                     | -                      |
| KX250 94-06                                      | M761-40-44 | 1011-0836 | -                     | -                      |
| KX250F 04-05                                     | 1011-0031  | 1011-0837 | -                     | -                      |
| KX250F 06-16                                     | 1011-0592  | 1011-0838 | 1011-2569             | 1011-2604              |
| KX250F 17-20                                     | 1011-3638  | 1011-3639 | 1011-3640             | -                      |
| KX250 F 21-24                                    | 1011-4280  | 1011-4281 | 1011-4282             | -                      |
| KX250 XC 22-24                                   | 1011-4280  | 1011-4281 | 1011-4282             | -                      |
| KDX250 91-94                                     | M762-40-03 | 1011-0839 | -                     | -                      |
| KLX250/300 S6SF 94-12                            | M762-40-03 | 1011-0839 | -                     | -                      |
| KLX 250/300 20-24                                | M762-40-03 | 1011-0839 | -                     | -                      |
| KLX400 03-04                                     | M762-70-04 | 1011-0844 | -                     | -                      |
| KLX450R 08-11                                    | 1011-1066  | 1011-1065 | -                     | -                      |
| KX450F 06-15                                     | 1011-0592  | 1011-0838 | 1011-2569             | 1011-2604              |
| KX450F 16-18                                     | 1011-3638  | 1011-3639 | 1011-3640             | -                      |
| KX450F 19-23                                     | 1011-4280  | 1011-4281 | 1011-4282             | -                      |
| KX450 XC 22-23                                   | 1011-4280  | 1011-4281 | 1011-4282             | -                      |
| KX450 SR 22-23                                   | 1011-4280  | 1011-4281 | 1011-4282             | -                      |
| KX500 85-86                                      | M761-40-40 | -         | -                     | -                      |
| KX500 87-04                                      | M762-40-03 | 1011-0839 | -                     | -                      |
| KLX650A,R 93-97                                  | M762-40-03 | -         | -                     | -                      |
| KLX650C 93-97                                    | M762-40-02 | -         | 1011-2570             | -                      |
| KLR650 87-23                                     | M762-40-02 | -         | 1011-2570             | -                      |
| <b>KTM</b>                                       |            |           |                       |                        |
| SX50 01-08                                       | M761-50-05 | -         | -                     | -                      |
| SX50 09-23                                       | 1011-2556  | -         | -                     | -                      |
| SX65 99-23                                       | M761-50-04 | 1011-0840 | -                     | -                      |
| SX85 04  | M761-50-42 | -         | -                     | -                      |
| SX85 05-12                                       | M761-50-43 | 1011-0841 | 1011-2575             | 1011-2605              |
| SX85 13-17                                       | 1011-2318  | 1011-2319 | 1011-2577             | -                      |
| SX85 18-24                                       | 1011-4115  | 1011-4116 | -                     | -                      |
| 125 2-STR 82-97                                  | M761-50-40 | -         | -                     | -                      |
| 125/200/250/300/380 2-STR 98-03                  | M761-50-42 | -         | -                     | -                      |
| 125/200/250/300/380 2-STR 04-06                  | M761-50-43 | 1011-0841 | 1011-2575             | 1011-2605              |
| 125/250/450/505SX/SX-F 08-10                     | 1011-0931  | 1011-0932 | 1011-2576             | -                      |
| 125-530 SX/EXC/XC 11-15 (ALL MODELS W/NEW FRAME) | 1011-2318  | 1011-2319 | 1011-2577             | -                      |
| 125/150SX 16-22                                  | 1011-3579  | 1011-3580 | 1011-3641             | -                      |
| 200/250/300/400/450/525 EXC/XC/XCF/XC-W 04-07    | M761-50-43 | 1011-0841 | 1011-2575             | 1011-2605              |
| 200/250/300/400/450/525 EXC/XC/XCF/XC-W 08-10    | 1011-0931  | 1011-0932 | 1011-2576             | -                      |
| 250/400/450/520/525 4-STR 02-06                  | M761-50-43 | 1011-0841 | -                     | -                      |

**AIR FILTERS (CON'T)**

| MAKE/MODEL/YEAR                   | STANDARD   | PRE-OILED | TRIPLE LAYER STANDARD | TRIPLE LAYER PRE-OILED |
|-----------------------------------|------------|-----------|-----------------------|------------------------|
| <b>KTM (CON'T)</b>                |            |           |                       |                        |
| 250 2-STROKE 82-89                | M761-50-40 | -         | -                     | -                      |
| 250 2-STROKE 11-16                | 1011-2318  | 1011-2319 | 1011-2577             | -                      |
| 250 2-STROKE 17-22                | 1011-3579  | 1011-3580 | 1011-3641             | -                      |
| 250/350/450 SX/SX-F/EXC 11-12     | 1011-2318  | 1011-2319 | 1011-2577             | -                      |
| 250/450SX FACTORY EDITION 15.5-22 | 1011-3579  | 1011-3580 | 1011-3641             | -                      |
| 250/350/450SX/EXC/ MODELS 16-22   | 1011-3579  | 1011-3580 | 1011-3641             | -                      |
| 250/450 FACTORY ADDITION 2022.5   | 1011-4649  | 1011-4650 | -                     | -                      |
| 250/350/450 SX-F 23               | 1011-4649  | 1011-4650 | -                     | -                      |
| 350 2-STROKE 87-91                | M761-50-40 | -         | -                     | -                      |
| 400 LC4 4-STR 00-06               | M761-50-04 | 1011-0840 | -                     | -                      |
| 400/520 4-STR 01                  | M761-50-42 | -         | -                     | -                      |
| 440 2-STR 94-95                   | M761-50-40 | -         | -                     | -                      |
| 500/540/550 2-STR 82-96           | M761-50-40 | -         | -                     | -                      |
| 525 4-STROKE 02-06                | M761-50-43 | 1011-0841 | 1011-2575             | 1011-2605              |
| 620/640 LC4 DUKE 97-07            | M761-50-04 | 1011-0840 | -                     | -                      |
| <b>SHERCO</b>                     |            |           |                       |                        |
| SHERCO 20-23 ALL BIG BIKE         | 1011-4524  | 1011-4525 | -                     | -                      |
| <b>SUZUKI</b>                     |            |           |                       |                        |
| JR50 ALL YEARS                    | 1011-0595  | 1011-2535 | -                     | -                      |
| DRZ50 16-24                       | 1011-4651  | -         | -                     | -                      |
| RM60 03                           | M761-40-01 | -         | -                     | -                      |
| RM65 03-08                        | M761-40-05 | 1011-0835 | -                     | -                      |
| DRZ70 19-24                       | 1011-4651  | -         | -                     | -                      |
| RM80 86-01                        | M761-70-02 | 1011-0842 | -                     | -                      |
| RM85 02-24                        | M761-70-02 | 1011-0842 | -                     | -                      |
| RM100 03-06                       | M761-40-04 | 1011-0834 | -                     | -                      |
| DRZ110 03-06                      | M762-40-04 | -         | -                     | -                      |
| DRZ125/L 02-15                    | M762-70-06 | -         | -                     | -                      |
| RM125/250 87-89                   | M761-70-41 | -         | -                     | -                      |
| RM125/250 90-92                   | M761-40-90 | -         | -                     | -                      |
| RM125/250 93-95                   | M761-70-42 | -         | -                     | -                      |
| RM125 96-03                       | M761-70-43 | 1011-1437 | -                     | -                      |
| RM125 04-08                       | M761-70-44 | 1011-0843 | 1011-2581             | -                      |
| DR200 99-09                       | M762-70-03 | -         | -                     | -                      |
| DR250/350/S 90-99                 | M762-70-01 | -         | -                     | -                      |
| DRZ250 01-08                      | M762-70-05 | -         | -                     | -                      |
| RM250 96-02                       | M761-70-43 | 1011-1437 | -                     | -                      |
| RM250 03-08                       | M761-70-44 | 1011-0843 | 1011-2581             | -                      |
| RMZ250 04-06                      | 1011-0031  | 1011-0837 | -                     | -                      |
| RMZ250 07-18                      | M761-70-44 | 1011-0843 | 1011-2581             | -                      |
| RMZ250 19-24                      | 1011-4117  | 1011-4118 | -                     | -                      |
| RMX250 89-98                      | M761-40-90 | -         | -                     | -                      |
| DRZ400 00-11                      | M762-70-04 | 1011-0844 | 1011-2583             | -                      |
| RMZ450 05-17                      | M761-70-44 | 1011-0843 | 1011-2581             | -                      |
| RMZ450 18-24                      | 1011-4117  | 1011-4118 | -                     | -                      |
| DR650S/SE ALL YEARS               | M762-70-02 | -         | -                     | -                      |
| <b>YAMAHA</b>                     |            |           |                       |                        |
| PW50 ALL YEARS                    | M761-80-06 | 1011-0847 | -                     | -                      |
| TTR50 05-20                       | 1011-0593  | 1011-0851 | -                     | -                      |
| YZ65 18-24                        | 1011-4238  | 1011-4239 | -                     | -                      |
| PW80 93-07                        | M761-80-05 | 1011-0846 | -                     | -                      |
| YZ80 87-92                        | M761-80-02 | -         | -                     | -                      |
| YZ80 93-01                        | M761-80-03 | -         | -                     | -                      |
| YZ85 02-24                        | M761-80-04 | 1011-0845 | -                     | -                      |
| TTR90 00-07                       | 1011-0594  | -         | -                     | -                      |
| TTR110 08-24                      | 1011-4121  | 1011-4122 | -                     | -                      |
| TTR125/L 00-24                    | M762-80-13 | 1011-0849 | -                     | -                      |
| YZ125 86                          | M761-80-41 | -         | -                     | -                      |
| YZ125 87-88                       | M761-80-42 | -         | -                     | -                      |
| YZ125 89-24                       | M761-80-44 | 1011-0848 | 1011-2588             | 1011-2618              |
| YZ125X 20-24                      | M761-80-44 | 1011-0848 | 1011-2588             | 1011-2618              |
| IT200 84-86                       | M762-80-02 | -         | -                     | -                      |
| TTR225 99-04                      | M762-80-12 | -         | -                     | -                      |
| TTR230 06-23                      | 1011-1064  | 1011-1063 | -                     | -                      |
| TTR250 99-06                      | M762-80-04 | -         | -                     | -                      |
| TT350 87 AND UP                   | M762-80-04 | -         | -                     | -                      |
| WR250F 89-97/01-02                | M761-80-44 | -         | 1011-2588             | 1011-2618              |
| WR250F/450F 03-15                 | M762-80-14 | 1011-0850 | 1011-2591             | 1011-2619              |
| WR250X/450X 16                    | 1011-3127  | 1011-3128 | -                     | -                      |
| WR250R/X 08-12                    | M762-80-04 | -         | -                     | -                      |
| YZ250 84-86                       | M761-80-40 | -         | -                     | -                      |

CONTINUED ON NEXT PAGE

APPAREL

HELMETS & GOGGLES

RIDER ARMOR

OUTERWEAR

YOUTH

LUGGAGE & PACKS

BIKE BODY

BIKE CONTROLS

BIKE SUSPENSION

BIKE BRAKING

BIKE DRIVE

BIKE BEARINGS

BIKE ENGINE

BIKE ELECTRICAL

BIKE EXHAUST

BIKE WHEELS

BICYCLE


GARAGE & PROMO

SIZING CHART



| AIR FILTERS (CON'T)   |            |           |                       |                        |
|-----------------------|------------|-----------|-----------------------|------------------------|
| MAKE/MODEL/YEAR       | STANDARD   | PRE-OILED | TRIPLE LAYER STANDARD | TRIPLE LAYER PRE-OILED |
| <b>YAMAHA (CON'T)</b> |            |           |                       |                        |
| YZ250 87              | M761-80-42 | -         | -                     | -                      |
| YZ250 89-24           | M761-80-44 | 1011-0848 | 1011-2588             | 1011-2618              |
| YZ250X 16-23          | M761-80-44 | 1011-0848 | 1011-2588             | 1011-2618              |
| YZ250F 02-13          | M761-80-44 | 1011-0848 | 1011-2588             | 1011-2618              |
| YZ250F 14-18          | 1011-3127  | 1011-3128 | 1011-3161             | -                      |
| YZ250F 19-23          | 1011-4119  | 1011-4120 | -                     | -                      |
| YZ250FX 15-20         | 1011-3127  | 1011-3128 | 1011-3161             | -                      |
| WR400F/426F 98-09     | M761-80-44 | 1011-0848 | 1011-2588             | 1011-2618              |
| YZ400/426F 98-09      | M761-80-44 | 1011-0848 | 1011-2588             | 1011-2618              |
| YZ450F 01-09          | M761-80-44 | 1011-0848 | 1011-2588             | 1011-2618              |

| AIR FILTERS (CON'T)   |            |           |                       |                        |
|-----------------------|------------|-----------|-----------------------|------------------------|
| MAKE/MODEL/YEAR       | STANDARD   | PRE-OILED | TRIPLE LAYER STANDARD | TRIPLE LAYER PRE-OILED |
| <b>YAMAHA (CON'T)</b> |            |           |                       |                        |
| YZ450F 10-13          | 1011-1941  | 1011-1942 | -                     | -                      |
| YZ450F 14-17          | 1011-3127  | 1011-3128 | 1011-3161             | -                      |
| YZ450F 18-22          | 1011-4119  | 1011-4120 | -                     | -                      |
| YZ450FX 16-18         | 1011-3127  | 1011-3128 | -                     | -                      |
| YZ450FX 16-23         | 1011-4119  | 1011-4120 | -                     | -                      |
| YZ490 84-85           | M761-80-40 | -         | -                     | -                      |
| YZ490 86              | M761-80-41 | -         | -                     | -                      |
| YZ490 87-90           | M761-80-42 | -         | -                     | -                      |
| WR500 90-93           | M761-80-44 | 1011-0848 | 1011-2588             | 1011-2618              |



**STANDARD/HIGH COMPRESSION TOP-END GASKET SETS**

**\$11<sup>95</sup> - \$70<sup>95</sup>**

- Performance sets designed for a piston replacement
- Includes every gasket, o-ring and seal required to rebuild a top end; valve seals, head, base, exhaust, tensioner, and other misc. gaskets and o-rings
- Does not include formed rubber valve cover gasket
- Formed valve cover gaskets are included in complete kit with oil seals
- High-compression kits use .012" thick base gaskets to raise compression
- Cost-effective way to raise compression without expensive high-compression pistons or cylinder head work
- Made in the USA

**COMPLETE GASKET SETS**

**\$20<sup>95</sup> - \$125<sup>95</sup>**

- Sets include all gaskets and o-rings necessary to rebuild the entire engine and transmission. Valve seals also included
- Does not include oil seals or formed rubber valve cover gaskets
- Formed valve cover gaskets are included in complete kit with oil seals
- Made in the USA

**COMPLETE GASKET SETS WITH OIL SEALS**

**\$34<sup>95</sup> - \$164<sup>95</sup>**

- Sets include all gaskets and oil seals necessary to rebuild the entire engine and transmission. Valve seals also included
- Includes formed rubber valve cover gaskets
- Does not include mechanical water pump seal
- Made in the USA

**COMPLETE OIL SEAL SETS**

**\$10<sup>95</sup> - \$42<sup>95</sup>**

- Includes every seal in a engine including crank shaft seals
- Does not include valve stem seal
- Does not include mechanical water pump seal
- Made in the USA

**CLUTCH/IGNITION COVER GASKETS**

**\$3<sup>95</sup> - \$15<sup>95</sup>**

- These individually sold gaskets are great when replacing a clutch or to seal a leaky ignition cover
- Made in the USA

**VALVE COVER GASKETS**

**\$10<sup>95</sup> - \$21<sup>95</sup>**

- Thick, molded, re-usable rubber gaskets cost less than those from the OEM
- Available separately and included in complete gasket sets with oil seals (where noted)
- Wide variety of gasket sizes
- Made in the USA

| GASKET & SEAL KITS      |                    |                     |                                 |                     |                      |                                 |                       |                    |  |
|-------------------------|--------------------|---------------------|---------------------------------|---------------------|----------------------|---------------------------------|-----------------------|--------------------|--|
| MAKE/MODEL/YEAR         | TOP END GASKET KIT | COMPLETE GASKET KIT | COMPLETE GASKET KIT W/OIL SEALS | ENGINE OIL SEAL KIT | CLUTCH GAS-KET OUTER | CLUTCH GAS-KET INNER SIDE COVER | IGNITION COVER GASKET | VALVE COVER GASKET |  |
| <b>GAS GAS</b>          |                    |                     |                                 |                     |                      |                                 |                       |                    |  |
| MC 50 21-23             | 0934-1904          | 0934-1954           | 0934-1905                       | 0935-1265           | 0934-6177            | 0934-6132                       | -                     | -                  |  |
| MC65 21-23              | 0934-1906          | 0934-1907           | 0934-1908                       | -                   | 0934-6176            | 0934-6135                       | 0934-6920             | -                  |  |
| MC 85 19/16 WHEEL 21-23 | 0934-6445          | 0934-6438           | 0934-6451                       | 0935-1056           | 0934-6574            | 0934-6588                       | 0934-6920             | -                  |  |
| MC 125 21-23            | 0934-6442          | 0934-6437           | 0934-6448                       | 0935-0947           | 0934-5901            | 0934-6150                       | -                     | -                  |  |
| EX250F 21-23            | 0934-5361          | 0934-5878           | 0934-5368                       | 0935-0948           | 0934-5902            | 0934-6149                       | 0934-5893             | 0934-5900          |  |
| MC250F 21-23            | 0934-5361          | 0934-5878           | 0934-5368                       | 0935-0948           | 0934-5902            | 0934-6149                       | 0934-5893             | 0934-5900          |  |
| EC 300 21-23            | 0934-5365          | 0934-5359           | 0934-5372                       | -                   | 0934-5905            | 0934-6151                       | 0934-5895             | -                  |  |
| EX 300 21-23            | 0934-5365          | 0934-5359           | 0934-5372                       | -                   | 0934-5905            | 0934-6151                       | 0934-5895             | -                  |  |
| EX350F 21-22            | 0934-6915          | 0934-6912           | 0934-6918                       | 0935-0948           | 0934-5902            | 0934-6149                       | 0934-5893             | 0934-6586          |  |
| EX450F 21-23            | 0934-5363          | 0934-5357           | -                               | -                   | 0934-5899            | 0934-6148                       | 0934-5894             | -                  |  |
| MC450F 21-23            | 0934-5363          | 0934-5357           | -                               | -                   | 0934-5899            | 0934-6148                       | 0934-5894             | -                  |  |
| <b>HONDA</b>            |                    |                     |                                 |                     |                      |                                 |                       |                    |  |
| CRF50F 04-22            | 0934-0261          | 0934-0129           | 0934-0094                       | 0934-0156           | -                    | 0934-6119                       | -                     | -                  |  |
| XR50R 00-03             | 0934-0261          | 0934-0129           | 0934-0094                       | 0934-0156           | -                    | 0934-6119                       | -                     | -                  |  |
| Z-50 68-78              | -                  | -                   | -                               | -                   | -                    | 0934-6119                       | -                     | -                  |  |
| Z-50R 79-87             | -                  | -                   | -                               | -                   | -                    | 0934-6119                       | -                     | -                  |  |
| Z-50R 88-99             | 0934-0261          | 0934-0129           | 0934-0094                       | 0934-0156           | -                    | 0934-6119                       | -                     | -                  |  |
| Z-50RD 86               | -                  | -                   | -                               | -                   | -                    | 0934-6119                       | -                     | -                  |  |
| CRF70F 04-12            | 0934-0262          | 0934-0130           | 0934-0095                       | 0934-0156           | -                    | 0934-6119                       | -                     | -                  |  |

**GASKET & SEAL KITS (CON'T)**

| MAKE/MODEL/YEAR                        | TOP END GASKET KIT | COMPLETE GASKET KIT | COMPLETE GASKET KIT W/OIL SEALS | ENGINE OIL SEAL KIT | CLUTCH GAS-KET OUTER | CLUTCH GAS-KET INNER SIDE COVER | IGNITION COVER GASKET | VALVE COVER GASKET |
|--|--------------------|---------------------|---------------------------------|---------------------|----------------------|---------------------------------|-----------------------|--------------------|
| <b>HONDA (CON'T)</b>                   |                    |                     |                                 |                     |                      |                                 |                       |                    |
| CT70 TRAIL 69-90                       | -                  | -                   | -                               | -                   | -                    | 0934-6119                       | -                     | -                  |
| CT70 TRAIL 91-93                       | -                  | -                   | -                               | 0934-0156           | -                    | 0934-6119                       | -                     | -                  |
| CT70 TRAIL 94                          | 0934-0262          | 0934-0130           | 0934-0095                       | 0934-0156           | -                    | 0934-6119                       | -                     | -                  |
| SL70 71-73                             | -                  | -                   | -                               | -                   | -                    | 0934-6119                       | -                     | -                  |
| XL70 76                                | -                  | -                   | -                               | -                   | -                    | 0934-6119                       | -                     | -                  |
| XR70R 97-03                            | 0934-0262          | 0934-0130           | 0934-0095                       | 0934-0156           | -                    | 0934-6119                       | -                     | -                  |
| CR80 84                                | -                  | -                   | -                               | -                   | -                    | M817251                         | -                     | -                  |
| CR80R 85                               | -                  | -                   | -                               | -                   | -                    | M817251                         | -                     | -                  |
| CR80R 86                               | M810205            | -                   | M811205                         | 0935-0028           | -                    | M817251                         | -                     | -                  |
| CR80R 87-91                            | M810205            | -                   | M811205                         | 0935-0028           | -                    | M817251                         | -                     | -                  |
| CR80R 92-02                            | M810206            | M808206             | M811206                         | 0935-0028           | -                    | M817251                         | -                     | -                  |
| CR80RB 96-02                           | M810206            | M808206             | M811206                         | 0935-0028           | -                    | M817251                         | -                     | -                  |
| CRF80F 04-13                           | M810208            | M808208             | M811208                         | M822162             | -                    | -                               | -                     | -                  |
| XL80S 80-85                            | M810207            | -                   | M811207                         | M822162             | -                    | -                               | -                     | -                  |
| XR80 79-84                             | M810207            | -                   | M811207                         | M822162             | -                    | -                               | -                     | -                  |
| XR80R 85-91                            | M810207            | -                   | M811207                         | M822162             | -                    | -                               | -                     | -                  |
| XR80R 92-03                            | M810208            | M808208             | M811208                         | M822162             | -                    | -                               | -                     | -                  |
| CR85R 03-04                            | 0934-0263          | 0934-0265           | 0934-0096                       | 0935-0028           | -                    | M817251                         | -                     | -                  |
| CR85R 05-07                            | 0934-0445          | 0934-0446           | 0934-0447                       | 0935-0028           | -                    | M817251                         | -                     | -                  |
| CR85RB 03-04                           | 0934-0263          | 0934-0265           | 0934-0096                       | 0935-0028           | -                    | M817251                         | -                     | -                  |
| CR85RB 05-07                           | 0934-0445          | 0934-0446           | 0934-0447                       | 0935-0028           | -                    | M817251                         | -                     | -                  |
| CRF100F 04-13                          | M810221            | M808221             | M811221                         | -                   | -                    | -                               | -                     | -                  |
| XR100R 85-91                           | M810220            | -                   | -                               | -                   | -                    | -                               | -                     | -                  |
| XR100R 92-03                           | M810221            | M808221             | M811221                         | -                   | -                    | -                               | -                     | -                  |
| CRF110F 13-23                          | -                  | -                   | -                               | 0935-1196           | -                    | -                               | -                     | -                  |
| CR125R 84-85                           | M810231            | M808231             | M811231                         | M822106             | -                    | -                               | -                     | -                  |
| CR125R 86                              | M810232            | -                   | M811232                         | -                   | -                    | -                               | -                     | -                  |
| CR125R 87                              | -                  | -                   | -                               | M822107             | M817252              | -                               | -                     | -                  |
| CR125R 88-89                           | M810233            | M808233             | M811233                         | M822107             | M817252              | -                               | -                     | -                  |
| CR125R 90-97                           | M810235            | M808235             | M811235                         | M822107             | M817252              | -                               | -                     | -                  |
| CR125R 98-99                           | M810236            | M808236             | M811236                         | M822107             | M817252              | -                               | -                     | -                  |
| CR125R 00                              | M810237            | -                   | -                               | M822107             | M817252              | -                               | -                     | -                  |
| CR125R 01-02                           | M810237            | M808237             | M811237                         | M822107             | M817252              | -                               | -                     | -                  |
| CR125R 03                              | 0934-0448          | -                   | 0934-0450                       | -                   | M817252              | -                               | -                     | -                  |
| CR125R 04                              | 0934-0451          | -                   | 0934-0453                       | -                   | M817252              | -                               | -                     | -                  |
| CR125R 05-07                           | 0934-0454          | -                   | 0934-0456                       | -                   | M817252              | -                               | -                     | -                  |
| XR125L (EURO) 03-11                    | -                  | -                   | -                               | -                   | -                    | 0934-0564                       | -                     | -                  |
| CRF125F 14-23                          | 0934-6446          | 0934-7201           | 0934-7197                       | -                   | -                    | 0934-7195                       | 0934-7196             | -                  |
| CRF125FB 14-23                         | 0934-6446          | 0934-7201           | 0934-7197                       | -                   | -                    | 0934-7195                       | 0934-7196             | -                  |
| CRF150F 03-05                          | 0934-0069          | -                   | 0934-0097                       | -                   | -                    | 0934-0564                       | -                     | -                  |
| CRF150F 06-09                          | 0934-1440          | -                   | 0934-6111                       | 0935-1024           | -                    | 0934-6127                       | 0934-6161             | 0934-6172          |
| CRF150F 10                             | 0934-1440          | -                   | 0934-6111                       | 0935-1024           | -                    | 0934-6127                       | 0934-1459             | 0934-6172          |
| CRF150F 11-15                          | 0934-1440          | -                   | 0934-6111                       | 0935-1024           | -                    | 0934-6127                       | 0934-6161             | 0934-6172          |
| CRF150F 16-17                          | 0934-1440          | -                   | 0934-6111                       | 0935-1024           | -                    | 0934-6127                       | -                     | 0934-6172          |
| CRF150R 07-23                          | 0934-1439          | 0934-7198           | 0934-1443                       | 0935-1025           | -                    | 0934-1452                       | 0934-1459             | 0934-6173          |
| CRF150RB 07-23                         | 0934-1439          | 0934-7198           | 0934-1443                       | 0935-1025           | -                    | 0934-1452                       | 0934-1459             | 0934-6173          |
| CTX200 02-11                           | -                  | -                   | -                               | -                   | -                    | 0934-0564                       | -                     | -                  |
| TLR200 REFLEX 86-87                    | M810240            | -                   | -                               | 0935-0053           | -                    | -                               | -                     | -                  |
| XR200R 86-91                           | M810240            | -                   | -                               | 0935-0053           | -                    | -                               | -                     | -                  |
| XR200R 93-02                           | M810241            | -                   | -                               | 0935-0053           | -                    | -                               | -                     | -                  |
| CRF230F 03-17                          | 0934-0070          | -                   | 0934-0098                       | 0935-1017           | -                    | 0934-0564                       | -                     | -                  |
| CRF230L 08-09                          | 0934-0070          | -                   | -                               | 0935-1017           | -                    | -                               | -                     | -                  |
| CRF230M 09                             | 0934-0070          | -                   | -                               | 0935-1017           | -                    | -                               | -                     | -                  |
| CR250R 81-82                           | M810250            | -                   | -                               | -                   | -                    | -                               | -                     | -                  |
| CR250R 83                              | M810251            | -                   | -                               | -                   | -                    | -                               | -                     | -                  |
| CR250R 84                              | M810252            | -                   | M811252                         | -                   | -                    | -                               | M817247               | -                  |
| CR250R 85                              | M810253            | -                   | M811253                         | -                   | -                    | -                               | M817247               | -                  |
| CR250R 86                              | M810254            | -                   | M811254                         | -                   | -                    | -                               | M817247               | -                  |
| CR250R 87                              | M810255            | -                   | M811255                         | -                   | M817253              | -                               | M817247               | -                  |
| CR250R 88                              | M810256            | -                   | M811256                         | M822110             | M817253              | -                               | M817247               | -                  |
| CR250R 89-91                           | M810257            | -                   | M811257                         | M822110             | M817253              | -                               | M817247               | -                  |
| CR250R 89-91 (0.01" METAL HEAD GASKET) | M810260            | -                   | 0934-0099                       | M822110             | -                    | -                               | -                     | -                  |
| CR250R 92-01                           | M810259            | M808259             | M811259                         | M822111             | M817253              | -                               | M817247               | -                  |
| CR250R 02-04                           | M810261            | M808261             | M811261                         | -                   | M817702              | 0934-6116                       | M816010               | -                  |
| CR250R 05-07                           | 0934-0457          | -                   | 0934-0459                       | -                   | M817702              | 0934-6116                       | M816010               | -                  |
| CRF250L ABS 17-20                      | 0934-6914          | 0934-6911           | 0934-6917                       | 0935-1180           | -                    | 0934-6908                       | -                     | 0934-6900          |
| CRF250L 13-20                          | 0934-6914          | 0934-6911           | 0934-6917                       | 0935-1180           | -                    | 0934-6908                       | -                     | 0934-6900          |
| CRF250F 19-22                          | 0934-7460          | 0934-7463           | 0934-7197                       | 0935-1263           | -                    | 0934-7469                       | -                     | -                  |
| CRF250R 04-07                          | 0934-0071          | 0934-0460           | 0934-1475                       | 0935-0033           | 0934-0565            | 0934-6121                       | 0934-0567             | 0934-1462          |
| CRF250R 04-07 (81MM DB)                | 0934-6107          | -                   | -                               | -                   | -                    | -                               | -                     | -                  |
| CRF250R 08-09                          | 0934-1884          | 0934-1885           | 0934-1886                       | 0935-0033           | 0934-0565            | 0934-6121                       | 0934-0567             | 0934-1462          |
| CRF250R 10-17                          | 0934-2205          | 0934-2201           | 0934-2209                       | 0935-1027           | 0934-2214            | 0934-6133                       | 0934-2213             | 0934-6179          |
| CRF250R 18-21                          | 0934-6538          | 0934-6439           | 0934-6453                       | 0935-1057           | 0934-6539            | 0934-6540                       | 0934-6541             | 0934-6456          |
| CRF250R 22-23                          | 0934-7461          | 8080050             | 8110050                         | 0935-1057           | 0934-6539            | 0934-6540                       | 0934-6541             | 0934-6456          |

CONTINUED ON NEXT PAGE

APPAREL

HELMETS & GOGGLES

RIDER ARMOR

OUTERWEAR

YOUTH

LUGGAGE & PACKS

BIKE BODY

BIKE CONTROLS

BIKE SUSPENSION

BIKE BRAKING

BIKE DRIVE

BIKE BEARINGS

BIKE ENGINE

BIKE ELECTRICAL

BIKE EXHAUST

BIKE WHEELS

BICYCLE

GARAGE & PROMO

SIZING CHART

| GASKET & SEAL KITS (CON'T) |                    |                     |                                 |                     |                      |                                 |                       |                    |
|----------------------------|--------------------|---------------------|---------------------------------|---------------------|----------------------|---------------------------------|-----------------------|--------------------|
| MAKE/MODEL/YEAR            | TOP END GASKET KIT | COMPLETE GASKET KIT | COMPLETE GASKET KIT W/OIL SEALS | ENGINE OIL SEAL KIT | CLUTCH GAS-KET OUTER | CLUTCH GAS-KET INNER SIDE COVER | IGNITION COVER GASKET | VALVE COVER GASKET |
| <b>HONDA (CON'T)</b>       |                    |                     |                                 |                     |                      |                                 |                       |                    |
| CRF250RL RALLY 17-20       | 0934-6914          | 0934-6911           | 0934-6917                       | 0935-1180           | -                    | 0934-6908                       | 0934-6909             | 0934-6900          |
| CRF250RLA RALLY ABS 17-20  | 0934-6914          | 0934-6911           | 0934-6917                       | 0935-1180           | -                    | 0934-6908                       | 0934-6909             | 0934-6900          |
| CRF250RX 19-21             | 0934-6538          | 0934-6439           | 0934-6453                       | 0935-1057           | 0934-6539            | 0934-6540                       | 0934-6541             | 0934-6456          |
| CRF250RX 22-23             | 0934-7461          | 8080050             | 8110050                         | 0935-1057           | 0934-6539            | 0934-6540                       | 0934-6541             | 0934-6456          |
| CRF250X 04-13 (81MM OB)    | 0934-6107          | -                   | -                               | -                   | -                    | -                               | -                     | -                  |
| CRF250X 04-17              | 0934-0071          | 0934-0460           | 0934-1475                       | 0935-0033           | 0934-0565            | 0934-6121                       | 0934-0567             | 0934-1462          |
| XR250L 91-96               | M810258            | -                   | 0934-0101                       | 0935-1020           | -                    | -                               | -                     | -                  |
| XR250R 86-95               | M810258            | -                   | 0934-0101                       | 0935-1020           | -                    | -                               | -                     | -                  |
| XR250R 96-04               | 0934-0286          | 0934-0135           | 0934-0100                       | 0935-1021           | -                    | -                               | -                     | -                  |
| CRF300L 21-22              | -                  | -                   | -                               | 0935-1180           | -                    | -                               | -                     | 0934-6900          |
| CRF300L ABS 21-22          | -                  | -                   | -                               | 0935-1180           | -                    | -                               | -                     | 0934-6900          |
| CRF300LR 21-22             | -                  | -                   | -                               | 0935-1180           | -                    | -                               | -                     | 0934-6900          |
| CRF300LR ABS 21-22         | -                  | -                   | -                               | 0935-1180           | -                    | -                               | -                     | 0934-6900          |
| XR400R 96-98               | M810265            | M808265             | M811265                         | -                   | M817200              | 0934-1419                       | -                     | -                  |
| XR400R 99-04               | M810265            | M808265             | M811266                         | -                   | M817200              | 0934-1419                       | -                     | -                  |
| CRF450L/X 19-21            | 0934-6571          | 0934-6440           | 0934-6454                       | 0935-1052           | 0934-6539            | 0934-6540                       | 0934-5897             | 0934-6570          |
| CRF450R 02-06              | M810267            | M808267             | 0934-1476                       | M822178             | M817716              | 0934-6118                       | M816522               | 0934-1463          |
| CRF450R 07-08              | 0934-1441          | 0934-1437           | 0934-1445                       | 0935-0272           | M817716              | 0934-6118                       | M816522               | 0934-1463          |
| CRF450R 09-16              | 0934-1887          | 0934-1888           | 0934-1889                       | 0935-0399           | M817716              | 0934-6128                       | 0934-1899             | -                  |
| CRF450R 17-18              | 0934-5886          | 0934-5882           | 0934-5890                       | 0935-0974           | 0934-5907            | 0934-6168                       | 0934-5897             | 0934-6186          |
| CRF450R 19-20              | 0934-6571          | 0934-6440           | 0934-6454                       | 0935-0974           | 0934-6693            | 0934-5897                       | 0934-5897             | 0934-6570          |
| CRF450R 21-23              | 0934-7199          | 0934-7464           | -                               | 0935-0974           | 0934-6693            | 0934-5897                       | 0934-5897             | -                  |
| CRF450RL 21-23             | 0934-6571          | 0934-6440           | 0934-6454                       | 0935-1052           | 0934-6921            | 0934-6894                       | 0934-5897             | 0934-6570          |
| CRF450RWE 19-20            | 0934-6571          | 0934-6440           | 0934-6454                       | 0935-0974           | 0934-6693            | 0934-6540                       | 0934-5897             | 0934-6570          |
| CRF450RWE 21-23            | 0934-7199          | 0934-7464           | -                               | 0935-0974           | 0934-6921            | 0934-6894                       | 0934-5897             | -                  |
| CRF450RX 17-18             | 0934-5886          | 0934-5882           | 0934-5890                       | 0935-0974           | 0934-5907            | 0934-6168                       | 0934-5897             | 0934-6186          |
| CRF450RX 19-20             | 0934-6571          | 0934-6910           | 0934-6916                       | 0935-0974           | -                    | 0934-6540                       | 0934-5897             | 0934-6570          |
| CRF450RX 21-23             | 0934-7199          | 0934-6440           | 0934-6454                       | 0935-0974           | 0934-6921            | 0934-6894                       | 0934-5897             | 0934-6570          |
| CRF450X 05-14 (99MM OB)    | 0934-6108          | -                   | -                               | -                   | -                    | -                               | -                     | -                  |
| CRF450X 05-17              | 0934-0968          | 0934-0969           | 0934-1477                       | 0935-1023           | M817716              | 0934-6126                       | 0934-0971             | 0934-1463          |
| CRF450X 19-23              | 0934-6571          | 0934-6440           | 0934-6454                       | 0935-1052           | 0934-6921            | 0934-6894                       | 0934-5897             | 0934-6570          |
| CR480R 82-83               | M810270            | -                   | -                               | -                   | -                    | -                               | -                     | -                  |
| CR500R 84                  | M810271            | -                   | -                               | -                   | -                    | -                               | -                     | -                  |
| CR500R 85-86               | M810272            | 0934-0137           | 0934-0102                       | -                   | -                    | -                               | -                     | -                  |
| CR500R 87-88               | M810272            | 0934-0137           | 0934-0102                       | -                   | M817253              | -                               | -                     | -                  |
| CR500R 89-01               | M810273            | M808273             | M811273                         | M822110             | M817253              | -                               | -                     | -                  |
| NX500 (EURO) 93-99         | -                  | -                   | -                               | -                   | -                    | M816021                         | -                     | -                  |
| XR500R 83-84               | -                  | -                   | -                               | -                   | -                    | M816021                         | -                     | -                  |
| XL600R 83-87               | -                  | -                   | -                               | -                   | -                    | M816021                         | -                     | -                  |
| XR600R 85-00               | M810280            | M808280             | M811280                         | -                   | -                    | M816021                         | -                     | -                  |
| XR650L 93-22               | M810281            | M808281             | M811281                         | 0935-1016           | -                    | M816021                         | 0934-6919             | -                  |
| FMX650 (EURO) 05           | -                  | -                   | -                               | -                   | -                    | M816021                         | -                     | -                  |
| FMX650 (EURO) 06           | -                  | -                   | -                               | -                   | -                    | M816021                         | -                     | -                  |
| FX650 (EURO) 99-00         | -                  | -                   | -                               | -                   | -                    | M816021                         | -                     | -                  |
| <b>HUSABERG</b>            |                    |                     |                                 |                     |                      |                                 |                       |                    |
| TE250 11-14                | 0934-1690          | 0934-1686           | 0934-0476                       | 0935-0036           | 0934-1460            | 0934-6125                       | 0934-6162             | -                  |
| TE300 11-14                | 0934-1691          | 0934-1687           | 0934-1695                       | 0935-0036           | 0934-1460            | 0934-6125                       | 0934-6162             | -                  |
| 450FE 09-11                | 0934-2891          | -                   | -                               | -                   | -                    | -                               | -                     | -                  |
| 450FX 10-11                | 0934-2891          | -                   | -                               | -                   | -                    | -                               | -                     | -                  |
| <b>HUSQVARNA</b>           |                    |                     |                                 |                     |                      |                                 |                       |                    |
| TC 50 18-23                | 0934-1904          | 0934-1954           | 0934-1905                       | 0935-1265           | 0934-6177            | 0934-6132                       | -                     | -                  |
| TC 65 18-23                | 0934-1906          | 0934-1907           | 0934-1908                       | 0935-1197           | 0934-6176            | 0934-6135                       | 0934-6920             | -                  |
| TC 85 14-17                | 0934-2889          | 0934-5353           | 0934-2890                       | 0935-0946           | 0934-1455            | 0934-6123                       | -                     | -                  |
| TC 85 18-23                | 0934-6445          | 0934-6438           | 0934-6451                       | 0935-1056           | 0934-6574            | 0934-6588                       | -                     | -                  |
| TC85 BW 19-23              | 0934-6445          | 0934-6438           | 0934-6451                       | 0935-1056           | -                    | -                               | -                     | -                  |
| TC 125 14-15               | 0934-1267          | 0934-1684           | 0934-0112                       | 0934-0166           | 0934-1448            | 0934-6117                       | 0934-6156             | -                  |
| TC 125 16-17               | 0934-5360          | 0934-5354           | 0934-5366                       | 0935-0947           | -                    | 0934-6150                       | -                     | -                  |
| TC 125 18-22               | 0934-6442          | 0934-6437           | 0934-6448                       | 0935-0947           | 0934-5901            | 0934-6150                       | -                     | -                  |
| TE 125 15-16               | 0934-1267          | 0934-1684           | 0934-0112                       | 0934-0166           | 0934-1448            | 0934-6117                       | 0934-6156             | -                  |
| TE125 18-19                | 0934-5360          | 0934-5354           | 0934-5360                       | 0935-0947           | -                    | 0934-6150                       | -                     | -                  |
| TE125I 20-23               | 0934-5360          | 0934-5354           | 0934-5360                       | 0935-0947           | -                    | 0934-6150                       | -                     | -                  |
| TE 150 17-23               | 0934-5360          | 0934-5354           | 0934-5366                       | 0935-0947           | 0934-5901            | 0934-6150                       | -                     | -                  |
| TE 150I 20-22              | 0934-5360          | 0934-5354           | 0934-5366                       | 0935-0947           | 0934-5901            | 0934-6150                       | -                     | -                  |
| FC 250 14-15               | 0934-4770          | 0934-4784           | 0934-4795                       | 0935-0837           | 0934-6183            | 0934-6139                       | 0934-6164             | 0934-5900          |
| FC 250 16-22               | 0934-5361          | 0934-5878           | 0934-5368                       | 0935-0948           | 0934-5902            | 0934-6149                       | 0934-5893             | 0934-5900          |
| FC 250 (EURO) 15           | 0934-4770          | 0934-4784           | 0934-4795                       | 0935-0837           | 0934-6183            | 0934-6139                       | 0934-6164             | 0934-5900          |
| FE 250 14-16               | 0934-4770          | -                   | -                               | 0935-0837           | 0934-6183            | 0934-6136                       | 0934-6145             | 0934-5900          |
| FE 250 17-19               | 0934-5361          | 0934-6106           | -                               | 0935-0948           | 0934-5902            | 0934-6153                       | 0934-5893             | 0934-5900          |
| FE 250 20-22               | 0934-5361          | 0934-5878           | 0934-5368                       | 0935-0948           | 0934-5902            | 0934-6149                       | 0934-5893             | 0934-5900          |
| TC 250 14-16               | 0934-1690          | 0934-1685           | 0934-1693                       | 0935-0036           | 0934-1460            | -                               | 0934-6158             | -                  |
| TC 250 17-23               | 0934-5365          | 0934-5359           | 0934-5372                       | -                   | 0934-5905            | 0934-6151                       | -                     | -                  |
| TE 250 14-16               | 0934-1690          | 0934-1686           | 0934-0476                       | 0935-0036           | 0934-1460            | 0934-6125                       | 0934-6162             | -                  |
| TE 250 17-18               | 0934-5365          | 0934-5359           | 0934-5372                       | -                   | 0934-5905            | 0934-6151                       | 0934-5895             | -                  |
| TE 250 I 18-23             | 0934-5365          | 0934-5359           | 0934-5372                       | -                   | 0934-5905            | 0934-6151                       | 0934-5895             | -                  |
| TE 300 14-18               | 0934-1691          | 0934-1687           | 0934-1695                       | 0935-0036           | 0934-1460            | 0934-6125                       | 0934-6162             | -                  |



**GASKET & SEAL KITS (CON'T)**

| MAKE/MODEL/YEAR               | TOP END GASKET KIT | COMPLETE GASKET KIT | COMPLETE GASKET KIT W/OIL SEALS | ENGINE OIL SEAL KIT | CLUTCH GAS-KET OUTER | CLUTCH GAS-KET INNER SIDE COVER | IGNITION COVER GASKET | VALVE COVER GASKET |
|-------------------------------|--------------------|---------------------|---------------------------------|---------------------|----------------------|---------------------------------|-----------------------|--------------------|
| <b>HUSQVARNA (CON'T)</b>      |                    |                     |                                 |                     |                      |                                 |                       |                    |
| TE 300I 19-23                 | 0934-5365          | 0934-5359           | 0934-5372                       | -                   | 0934-5905            | 0934-6151                       | 0934-5895             | -                  |
| TE 300 17-18                  | 0934-5365          | 0934-5359           | 0934-5372                       | -                   | 0934-5905            | 0934-6151                       | 0934-5895             | -                  |
| TX 300 17-19                  | 0934-5365          | 0934-5359           | 0934-5372                       | -                   | 0934-5905            | 0934-6151                       | 0934-5895             | -                  |
| TX 300 T 20-22                | 0934-5365          | 0934-5359           | 0934-5372                       | -                   | 0934-5905            | 0934-6151                       | 0934-5895             | -                  |
| FC 350 14-15                  | 0934-2206          | 0934-4778           | 0934-4789                       | 0935-0837           | 0934-6183            | 0934-6139                       | 0934-6164             | 0934-5898          |
| FC 350 16-18                  | 0934-5362          | 0934-5356           | 0934-5369                       | 0935-0948           | 0934-5902            | 0934-6149                       | 0934-5893             | 0934-5904          |
| FC350 19-22                   | 0934-6447          | 0934-6441           | 0934-6455                       | 0935-0948           | 0934-5902            | 0934-6149                       | 0934-5893             | 0934-6586          |
| FC350 23                      | 0934-6447          | -                   | 0934-6455                       | 0935-0948           | 0934-5902            | 0934-6149                       | 0934-5893             | 0934-6586          |
| FE 350 14-16                  | 0934-2206          | -                   | 0934-4790                       | 0935-0837           | 0934-6183            | 0934-6136                       | 0934-6145             | 0934-5898          |
| FE 350 17-19                  | 0934-5362          | 0934-5879           | 0934-5888                       | 0935-0948           | 0934-5902            | 0934-6153                       | 0934-5893             | 0934-5898          |
| FE 350 20-23                  | 0934-5362          | 0934-5879           | 0934-5888                       | 0935-0948           | 0934-5902            | 0934-6153                       | 0934-5893             | 0934-5904          |
| FE 350S 15-16                 | 0934-2206          | -                   | 0934-4790                       | 0935-0837           | 0934-6183            | 0934-6136                       | 0934-6145             | 0934-5898          |
| FE350S 20-23                  | 0934-6915          | -                   | 0934-6918                       | 0935-0948           | 0934-5902            | 0934-6149                       | 0934-5893             | 0934-5904          |
| FX 350 17-19                  | 0934-5362          | 0934-5356           | 0934-5369                       | 0935-0948           | 0934-5902            | 0934-6149                       | 0934-5893             | 0934-5904          |
| FX350 20-22                   | 0934-6915          | -                   | 0934-6918                       | 0935-0948           | 0934-5902            | 0934-6149                       | 0934-5893             | 0934-5904          |
| FC 450 14-15                  | 0934-4771          | -                   | 0934-4791                       | -                   | 0934-5899            | 0934-6144                       | 0934-6165             | 0934-6184          |
| FC 450 16-19                  | 0934-5363          | 0934-5357           | 0934-5370                       | -                   | 0934-5899            | 0934-6148                       | 0934-5894             | 0934-5903          |
| FC450 20-22                   | 0934-5363          | 0934-5357           | -                               | -                   | 0934-5899            | 0934-6148                       | 0934-5894             | 0934-5903          |
| FC 450 ROCKSTAR EDITION 18-22 | 0934-5363          | 0934-5357           | 0934-5370                       | -                   | 0934-5899            | 0934-6148                       | 0934-5894             | 0934-5903          |
| FE 450 14-16                  | 0934-2891          | -                   | -                               | -                   | 0934-5899            | 0934-6137                       | 0934-6165             | 0934-6184          |
| FE 450 17-19                  | 0934-5887          | 0934-6105           | -                               | -                   | 0934-5899            | 0934-6169                       | 0934-5894             | 0934-5903          |
| FE 450 20-22                  | 0934-5887          | 0934-6913           | -                               | -                   | 0934-5899            | 0934-6148                       | 0934-5894             | -                  |
| FS 450 18                     | 0934-5363          | 0934-5357           | 0934-5370                       | -                   | 0934-5899            | 0934-6148                       | 0934-5894             | 0934-5903          |
| FS 450 20-21                  | 0934-5363          | 0934-5357           | -                               | -                   | 0934-5899            | 0934-6148                       | 0934-5894             | -                  |
| FX 450 17-19                  | 0934-5363          | 0934-5357           | 0934-5370                       | -                   | 0934-5899            | 0934-6148                       | 0934-5894             | 0934-5903          |
| FX450 20-22                   | 0934-5363          | 0934-5357           | -                               | -                   | 0934-5899            | 0934-6148                       | 0934-5894             | -                  |
| FE 501 14-15                  | 0934-2891          | -                   | 0934-2895                       | -                   | 0934-5899            | 0934-6137                       | 0934-6165             | 0934-6184          |
| FE 501 16                     | 0934-2891          | -                   | 0934-2895                       | -                   | 0934-5899            | 0934-6137                       | 0934-6165             | 0934-6184          |
| FE 501 17-19                  | 0934-5887          | 0934-6105           | -                               | -                   | 0934-5899            | 0934-6148                       | 0934-5894             | 0934-5903          |
| FE 501 20-23                  | 0934-5887          | -3                  | -                               | -                   | 0934-5899            | 0934-6148                       | 0934-5894             | -                  |
| FE 501S 15                    | 0934-2891          | -                   | 0934-2895                       | -                   | 0934-5899            | 0934-6137                       | 0934-6165             | 0934-6184          |
| FE 501S 16                    | 0934-2891          | -                   | 0934-2895                       | -                   | 0934-5899            | 0934-6137                       | 0934-6165             | 0934-6184          |
| FE 501S 20-23                 | 0934-5887          | -                   | -                               | -                   | 0934-5899            | 0934-6148                       | 0934-5894             | -                  |
| <b>KAWASAKI</b>               |                    |                     |                                 |                     |                      |                                 |                       |                    |
| KDX50 03-06                   | 0934-0483          | 0934-0484           | 0934-0485                       | -                   | 0934-6897            | -                               | 0934-6892             | -                  |
| KX60 83-84                    | -                  | -                   | -                               | -                   | -                    | M817484                         | -                     | -                  |
| KX60 85-03                    | M810407            | M808407             | M811407                         | 0935-0054           | -                    | M817484                         | -                     | -                  |
| KX65 00-05                    | M810412            | M808412             | M811412                         | M822135             | -                    | M817402                         | -                     | -                  |
| KX65 06-23                    | M810412            | 0934-6100           | 0934-0875                       | M822135             | -                    | M817402                         | -                     | -                  |
| KDX80 82-88                   | -                  | -                   | -                               | -                   | -                    | M817484                         | -                     | -                  |
| KX80 81-82                    | -                  | -                   | -                               | -                   | -                    | M817484                         | -                     | -                  |
| KX80 83-85                    | M810402            | -                   | -                               | 0935-0054           | -                    | M817484                         | -                     | -                  |
| KX80 86-87                    | M810403            | -                   | M811403                         | 0935-0054           | -                    | M817486                         | -                     | -                  |
| KX80 88-89                    | M810404            | M808404             | M811404                         | 0935-0055           | -                    | M817486                         | -                     | -                  |
| KX80 90                       | M810406            | -                   | -                               | 0935-0055           | -                    | M817486                         | -                     | -                  |
| KX80 91-97                    | M810405            | -                   | M811405                         | 0935-0055           | -                    | M817486                         | -                     | -                  |
| KX80 98-00                    | M810410            | -                   | -                               | 0935-0056           | M817489              | M817486                         | -                     | -                  |
| KX80 BIG WHEEL 92-94          | M810405            | -                   | M811405                         | 0935-0055           | -                    | M817486                         | -                     | -                  |
| KX85 01-06                    | M810414            | M808414             | M811414                         | 0935-0056           | M817489              | M817486                         | -                     | -                  |
| KX85 07-13                    | M810414            | 0934-1689           | 0934-1264                       | 0935-0056           | M817489              | M817486                         | -                     | -                  |
| KX85 14-23                    | 0934-4772          | 0934-4782           | 0934-4793                       | 0935-0056           | M817489              | M817486                         | -                     | -                  |
| KX85 BIG WHEEL 01-06          | M810414            | M808414             | M811414                         | 0935-0056           | M817489              | M817486                         | -                     | -                  |
| KX85 BIG WHEEL 07-13          | M810414            | 0934-1689           | 0934-1264                       | 0935-0056           | M817489              | M817486                         | -                     | -                  |
| KX85 BIG WHEEL 14-18          | 0934-4772          | 0934-4782           | 0934-4793                       | 0935-0056           | M817489              | M817486                         | -                     | -                  |
| KE100 76-01                   | M810408            | -                   | -                               | -                   | -                    | -                               | -                     | -                  |
| KX100 95-97                   | M810409            | -                   | M811409                         | 0935-0055           | -                    | M817486                         | -                     | -                  |
| KX100 98-00                   | M810411            | M808411             | M811411                         | 0935-0056           | M817489              | M817486                         | -                     | -                  |
| KX100 01-05                   | M810411            | M808411             | M811411                         | 0935-0056           | M817489              | M817486                         | -                     | -                  |
| KX100 06-13                   | M810411            | 0934-6101           | 0934-0876                       | 0935-0056           | M817489              | M817486                         | -                     | -                  |
| KX100 14-21                   | 0934-4773          | 0934-4783           | 0934-4794                       | 0935-0056           | M817489              | M817486                         | -                     | -                  |
| KLX110 02-23                  | 0934-0073          | 0934-0131           | 0934-0113                       | 0935-0078           | -                    | 0934-0568                       | 0934-0570             | -                  |
| KLX110L 10-23                 | 0934-0073          | 0934-0131           | 0934-0113                       | 0935-0078           | -                    | 0934-0568                       | 0934-0570             | -                  |
| KX112 22-23                   | 0934-4773          | 0934-4783           | 0934-4794                       | 0935-0056           | M817489              | M817486                         | -                     | -                  |
| KLX125 03-06                  | 0934-0074          | -                   | -                               | -                   | -                    | -                               | -                     | -                  |
| KLX125L 03-06                 | 0934-0074          | -                   | -                               | -                   | -                    | -                               | -                     | -                  |
| KX125 85-86                   | M810420            | -                   | M811420                         | -                   | -                    | -                               | -                     | -                  |
| KX125 87                      | M810421            | -                   | -                               | -                   | -                    | -                               | -                     | -                  |
| KX125 88                      | M810426            | -                   | -                               | -                   | -                    | -                               | -                     | -                  |
| KX125 89                      | M810422            | -                   | M811422                         | -                   | -                    | -                               | -                     | -                  |
| KX125 90-91                   | M810423            | M808423             | M811423                         | 0935-0062           | -                    | -                               | -                     | -                  |
| KX125 92-93                   | M810424            | M808424             | M811424                         | 0935-0062           | -                    | -                               | -                     | -                  |
| KX125 94                      | 0934-0864          | -                   | -                               | -                   | M817450              | -                               | -                     | -                  |
| KX125 95-97                   | M810425            | M808425             | M811425                         | -                   | M817450              | -                               | -                     | -                  |
| KX125 98-00                   | M810427            | M808427             | M811427                         | 0934-0162           | M817450              | -                               | -                     | -                  |

CONTINUED ON NEXT PAGE

APPAREL

HELMETS & GOGGLES

RIDER ARMOR

OUTERWEAR

YOUTH

LUGGAGE & PACKS

BIKE BODY

BIKE CONTROLS

BIKE SUSPENSION

BIKE BRAKING

BIKE DRIVE

BIKE BEARINGS

BIKE ENGINE

BIKE ELECTRICAL

BIKE EXHAUST

BIKE WHEELS

BICYCLE

GARAGE & PROMO

SIZING CHART

**GASKET & SEAL KITS (CON'T)**

| MAKE/MODEL/YEAR             | TOP END GASKET KIT | COMPLETE GASKET KIT | COMPLETE GASKET KIT W/OIL SEALS | ENGINE OIL SEAL KIT | CLUTCH GAS-KET OUTER | CLUTCH GAS-KET INNER SIDE COVER | IGNITION COVER GASKET | VALVE COVER GASKET |
|-----------------------------|--------------------|---------------------|---------------------------------|---------------------|----------------------|---------------------------------|-----------------------|--------------------|
| <b>KAWASAKI (CON'T)</b>     |                    |                     |                                 |                     |                      |                                 |                       |                    |
| KX125 01-02                 | M810429            | M808429             | M811429                         | 0934-0162           | M817450              | -                               | -                     | -                  |
| KX125 03-05                 | 0934-0072          | 0934-0141           | 0934-0114                       | 0934-0162           | 0934-0572            | -                               | -                     | -                  |
| KLX 140 08-20               | 0934-6890          | 0934-6888           | 0934-6891                       | -                   | -                    | 0934-6896                       | 0934-6896             | -                  |
| KLX140G 17-22               | 0934-6890          | 0934-6888           | 0934-6891                       | -                   | -                    | 0934-6896                       | 0934-6896             | -                  |
| KLX140L 08-22               | 0934-6890          | 0934-6888           | 0934-6891                       | -                   | -                    | 0934-6896                       | 0934-6896             | -                  |
| KDX200 86-88                | M810441            | -                   | M811441                         | -                   | -                    | -                               | -                     | -                  |
| KDX200 89-94                | M810440            | M808440             | M811440                         | 0935-0059           | -                    | -                               | -                     | -                  |
| KDX200 95-06                | M810442            | M808442             | M811442                         | 0935-0060           | -                    | -                               | -                     | -                  |
| KDX220 97-05                | M810445            | M808445             | M811445                         | 0935-0060           | -                    | -                               | -                     | -                  |
| KDX250 91-94                | M810454            | -                   | M811458                         | 0935-0051           | -                    | -                               | -                     | -                  |
| KL250 SUPER SHERPA 00-20    | -                  | -                   | -                               | -                   | -                    | -                               | 0934-6573             | -                  |
| KLR250 85-05                | M810459            | -                   | -                               | -                   | -                    | -                               | -                     | -                  |
| KLX250R 94-96               | 0934-6109          | -                   | -                               | -                   | -                    | -                               | -                     | -                  |
| KLX250S 06-14               | 0934-6109          | -                   | -                               | -                   | -                    | -                               | -                     | -                  |
| KLX250S 18-19               | 0934-6109          | -                   | -                               | 0935-1148           | 0934-6572            | -                               | 0934-6573             | -                  |
| KLX250S 20                  | -                  | -                   | -                               | 0935-1148           | 0934-6572            | -                               | 0934-6573             | -                  |
| KLX250SF 09-10              | 0934-6109          | -                   | -                               | -                   | -                    | -                               | -                     | -                  |
| KX250 85-86                 | M810452            | -                   | M811452                         | -                   | -                    | -                               | -                     | -                  |
| KX250 87                    | M810453            | -                   | -                               | -                   | -                    | -                               | -                     | -                  |
| KX250 88-89                 | M810454            | -                   | M811454                         | 0935-0050           | -                    | -                               | -                     | -                  |
| KX250 90-91                 | M810455            | M808455             | M811455                         | 0935-0051           | -                    | -                               | -                     | -                  |
| KX250 92                    | M810456            | -                   | -                               | 0935-0051           | M817461              | -                               | -                     | -                  |
| KX250 93-94                 | M810457            | -                   | 0934-1003                       | 0935-0052           | M817461              | -                               | -                     | -                  |
| KX250 95-96                 | M810457            | -                   | 0934-1003                       | 0935-0052           | M817461              | -                               | -                     | -                  |
| KX250 97-00                 | M810457            | M808457             | M811457                         | 0935-0052           | M817461              | -                               | -                     | -                  |
| KX250 01-02                 | M810457            | M808457             | M811457                         | 0935-0052           | M817461              | -                               | -                     | -                  |
| KX250 03                    | M810457            | M808457             | M811457                         | 0935-0052           | M817461              | -                               | -                     | -                  |
| KX250 04                    | 0934-0333          | -                   | 0934-0336                       | -                   | M817461              | -                               | -                     | -                  |
| KX250 05-07                 | 0934-0462          | 0934-0463           | 0934-0464                       | 0935-0034           | -                    | -                               | -                     | -                  |
| KX250F 04-05                | 0934-0276          | 0934-0277           | 0934-1480                       | -                   | 0934-0573            | -                               | 0934-0575             | 0934-1464          |
| KX250F 06-08                | 0934-0276          | 0934-0277           | 0934-1478                       | 0935-0079           | 0934-0573            | -                               | 0934-0575             | 0934-1464          |
| KX250F 09-16                | 0934-1890          | 0934-1891           | 0934-1892                       | 0935-0079           | 0934-1900            | 0934-6130                       | 0934-1901             | 0934-6899          |
| KX250F 17-20                | 0934-5885          | 0934-5881           | 0934-5889                       | 0935-0973           | 0934-1900            | 0934-6166                       | 0934-5896             | 0934-5906          |
| KX250F 21-23                | -                  | -                   | -                               | 0935-1264           | 816831               | 0934-7466                       | 0934-7467             | -                  |
| KX250X 21-23                | -                  | -                   | -                               | 0935-1264           | 816831               | 0934-7466                       | 0934-7467             | -                  |
| KLX300(R) 97-07             | M810461            | -                   | M811461                         | 0935-1148           | 0934-6572            | -                               | 0934-6573             | -                  |
| KLX 300 22-23               | -                  | -                   | -                               | 0935-1148           | 0934-6572            | 0934-6587                       | 0934-6573             | -                  |
| KLX300 SM 21-23             | -                  | -                   | -                               | 0935-1148           | 0934-6572            | 0934-6587                       | 0934-6573             | -                  |
| KLX300R 20-23               | -                  | -                   | -                               | 0935-1148           | 0934-6572            | 0934-6587                       | 0934-6573             | -                  |
| KLX400R 03-04 INC CA MODELS | M810585            | 0934-0143           | 0934-1482                       | 0934-0163           | 0934-0578            | -                               | 0934-0579             | 0934-1466          |
| KLX400SR 03-04              | M810585            | 0934-0143           | 0934-1482                       | 0934-0163           | 0934-0578            | -                               | 0934-0579             | 0934-1466          |
| KLX450R 08-09               | 0934-1001          | 0934-6889           | -                               | -                   | 0934-1265            | 0934-6893                       | 0934-6898             | 0934-1471          |
| KX450F 06-08                | 0934-1001          | -                   | 0934-1479                       | 0935-0400           | 0934-1265            | 0934-6893                       | 0934-1266             | 0934-1471          |
| KX450F 09-15                | 0934-1893          | 0934-1894           | 0934-1895                       | 0935-0400           | 0934-1265            | 0934-6131                       | 0934-2128             | 0934-6175          |
| KX450F 16-18                | 0934-5364          | 0934-5358           | 0934-5371                       | 0935-0950           | M817716              | 0934-6146                       | 0934-6147             | 0934-6175          |
| KX450 19-20                 | 0934-6444          | 0934-6536           | 0934-6450                       | 0935-1053           | M817716              | 0934-6895                       | 0934-6147             | 0934-6175          |
| KX450F 21-23                | -                  | -                   | -                               | 0935-1053           | M817716              | 0934-6146                       | 0934-6147             | 0934-6175          |
| KX450SR 22-23               | -                  | -                   | -                               | 0935-1053           | M817716              | 0934-6146                       | 0934-6147             | 0934-6175          |
| KX450X 21-23                | -                  | -                   | -                               | 0935-1053           | M817716              | 0934-6146                       | 0934-6147             | 0934-6175          |
| KX500 86-87                 | M810474            | -                   | M811474                         | -                   | -                    | M817496                         | -                     | -                  |
| KX500 88                    | M810474            | -                   | -                               | -                   | -                    | M817496                         | -                     | -                  |
| KX500 89-04                 | M810470            | M808470             | M811470                         | M822104             | -                    | M817496                         | -                     | -                  |
| <b>KTM</b>                  |                    |                     |                                 |                     |                      |                                 |                       |                    |
| MINI ADV 50 97-00           | M810301            | -                   | -                               | -                   | -                    | -                               | -                     | -                  |
| MINI ADV 50 02-07           | 0934-0465          | -                   | 0934-0467                       | 0935-0035           | -                    | -                               | -                     | -                  |
| SR ADV 50 02-07             | 0934-0465          | -                   | 0934-0467                       | 0935-0035           | -                    | -                               | -                     | -                  |
| SX 50 06-08                 | 0934-0264          | 0934-0140           | 0934-0865                       | -                   | -                    | -                               | -                     | -                  |
| SX 50 09-14                 | 0934-1904          | 0934-1954           | 0934-1905                       | 0935-1265           | 0934-6177            | 0934-6132                       | -                     | -                  |
| SX 50 15-22                 | 0934-1904          | 0934-1954           | 0934-1905                       | 0935-1265           | 0934-6177            | 0934-6132                       | -                     | -                  |
| SX50 19-20                  | 0934-1904          | 0934-1954           | -                               | -                   | 0934-6177            | -                               | -                     | -                  |
| SX 50 MINI 08-13            | 0934-1904          | 0934-1954           | 0934-1905                       | -                   | 0934-6177            | 0934-6132                       | -                     | -                  |
| SX 50 MINI 14               | 0934-1904          | 0934-1954           | 0934-1905                       | -                   | 0934-6177            | 0934-6132                       | -                     | -                  |
| SX 50 MINI 15-18            | 0934-1904          | 0934-1954           | 0934-1905                       | -                   | 0934-6177            | 0934-6132                       | -                     | -                  |
| SX 50 MINI 19-23            | 0934-1904          | 0934-1954           | 0934-1905                       | 822347              | 0934-6177            | 0934-6132                       | -                     | -                  |
| SX PRO JR 50 01             | 0934-0264          | 0934-0140           | 0934-0865                       | -                   | -                    | -                               | -                     | -                  |
| SX PRO JR 50 02-08          | 0934-0264          | 0934-0140           | 0934-0865                       | -                   | -                    | -                               | -                     | -                  |
| SX PRO JR 50 09             | 0934-1904          | 0934-1954           | 0934-1905                       | -                   | -                    | -                               | -                     | -                  |
| SX PRO SR 50 02-05          | 0934-0264          | 0934-0140           | 0934-0865                       | -                   | -                    | -                               | -                     | -                  |
| SXS 50 11-13                | 0934-1904          | 0934-1954           | 0934-1905                       | -                   | -                    | -                               | -                     | -                  |
| SXS 50 12-14                | 0934-1904          | 0934-1954           | 0934-1905                       | -                   | 0934-6177            | 0934-6132                       | -                     | -                  |
| SX 65 98-01                 | M810302            | 0934-0139           | 0934-0106                       | 0934-0164           | -                    | -                               | -                     | -                  |
| SX 65 02-08                 | M810302            | 0934-0139           | 0934-0106                       | 0934-0164           | -                    | -                               | -                     | -                  |
| SX 65 09-23                 | 0934-1906          | 0934-1907           | 0934-1908                       | 0935-1197           | 0934-6176            | 0934-6135                       | 0934-6920             | -                  |
| XC 65 08                    | M810302            | 0934-0139           | 0934-0106                       | 0934-0164           | -                    | 0934-6958                       | -                     | -                  |
| XC 65 09                    | 0934-1906          | 0934-1907           | 0934-1908                       | -                   | 0934-6176            | 0934-6135                       | -                     | -                  |

**GASKET & SEAL KITS (CON'T)**

| MAKE/MODEL/YEAR             | TOP END GASKET KIT | COMPLETE GASKET KIT | COMPLETE GASKET KIT W/OIL SEALS | ENGINE OIL SEAL KIT | CLUTCH GAS-KET OUTER | CLUTCH GAS-KET INNER SIDE COVER | IGNITION COVER GASKET | VALVE COVER GASKET |
|-----------------------------|--------------------|---------------------|---------------------------------|---------------------|----------------------|---------------------------------|-----------------------|--------------------|
| <b>KTM (CON'T)</b>          |                    |                     |                                 |                     |                      |                                 |                       |                    |
| SX 85 03-12                 | 0934-0867          | -                   | 0934-0866                       | 0935-0946           | 0934-1455            | 0934-6123                       | 0934-6965             | -                  |
| SX 85 13-17                 | 0934-2889          | 0934-5353           | 0934-2890                       | 0935-0946           | 0934-1455            | 0934-6123                       | -                     | -                  |
| SX 85 18-23                 | 0934-6445          | 0934-6438           | 0934-6451                       | 0935-1056           | 0934-6574            | 0934-6588                       | -                     | -                  |
| SX 85 BW 13-17              | 0934-2889          | 0934-5353           | 0934-2890                       | 0935-0946           | 0934-1455            | 0934-6123                       | -                     | -                  |
| SX05/BW 18-23               | 0934-6445          | 0934-6438           | 0934-6451                       | 0935-1056           | 0934-6574            | -                               | -                     | -                  |
| SXS 85 13-14                | 0934-2889          | 0934-5353           | 0934-2890                       | 0935-0946           | 0934-1455            | 0934-6123                       | -                     | -                  |
| XC 85 08-09                 | 0934-0867          | 0934-6945           | 0934-0866                       | 0935-0946           | 0934-1455            | 0934-6123                       | 0934-6965             | -                  |
| SX 105 04-11                | 0934-1955          | -                   | 0934-1957                       | 0935-0946           | -                    | -                               | 0934-6965             | -                  |
| XC 105 08-09                | 0934-1955          | -                   | 0934-1957                       | 0935-0946           | 0934-1455            | 0934-6123                       | 0934-6965             | -                  |
| EXC 125 93-97               | -                  | -                   | 0934-0107                       | -                   | -                    | -                               | -                     | -                  |
| EXC 125 98-01               | M810304            | -                   | 0934-0108                       | 0934-0166           | 0934-1448            | 0934-6117                       | 0934-6156             | -                  |
| EXC 125 02-06               | M810309            | 0934-6944           | 0934-0112                       | 0934-0166           | 0934-1448            | 0934-6117                       | 0934-6156             | -                  |
| EXC 125 07-08               | -                  | -                   | -                               | -                   | -                    | -                               | 0934-6156             | -                  |
| EXE 125 00-01               | -                  | -                   | -                               | 0934-0166           | -                    | -                               | -                     | -                  |
| SX 125 93-97                | -                  | -                   | 0934-0107                       | -                   | -                    | -                               | -                     | -                  |
| SX 125 98-99                | M810304            | -                   | 0934-0108                       | 0934-0166           | 0934-1448            | 0934-6117                       | 0934-6156             | -                  |
| SX 125 00-01                | M810304            | -                   | 0934-0108                       | 0934-0166           | 0934-1448            | 0934-6117                       | 0934-6156             | -                  |
| SX 125 02-06                | M810309            | -                   | 0934-0112                       | 0934-0166           | 0934-1448            | 0934-6117                       | 0934-6156             | -                  |
| SX 125 07-15                | 0934-1267          | 0934-1684           | 0934-1268                       | 0934-0166           | 0934-1448            | 0934-6117                       | 0934-6156             | -                  |
| SX 125 16-17                | 0934-5360          | 0934-5354           | 0934-5366                       | 0935-0947           | 0934-5902            | 0934-6150                       | -                     | -                  |
| SX 125 18-22                | 0934-6442          | 0934-6437           | 0934-6448                       | 0935-0947           | -                    | 0934-6150                       | -                     | -                  |
| XC 125 21-22                | 0934-6442          | 0934-6437           | 0934-6448                       | 0935-0947           | -                    | 0934-6150                       | -                     | -                  |
| SXS 125 04                  | M810309            | 0934-6944           | 0934-0112                       | 0934-0166           | -                    | -                               | -                     | -                  |
| SX 144 07-08                | 0934-1267          | 0934-1684           | 0934-1268                       | 0934-0166           | 0934-1448            | 0934-6117                       | 0934-6156             | -                  |
| SX 150 09-15                | 0934-1267          | 0934-1684           | 0934-1268                       | 0934-0166           | 0934-1448            | 0934-6117                       | 0934-6156             | -                  |
| SX 150 16-17                | 0934-5360          | 0934-5354           | 0934-5366                       | 0935-0947           | -                    | 0934-6150                       | -                     | -                  |
| SX 150 18-22                | 0934-6442          | 0934-6442           | 0934-6448                       | 0935-0947           | -                    | 0934-6150                       | -                     | -                  |
| XC 150 10-14                | 0934-1267          | 0934-1684           | 0934-1268                       | 0934-0166           | 0934-1448            | 0934-6117                       | 0934-6156             | -                  |
| XC-W 150 17-19              | 0934-5360          | 0934-6437           | 0934-6448                       | 0935-0947           | -                    | 0934-6150                       | -                     | -                  |
| XC-W 150 TPI 20             | -                  | 0934-6442           | 0934-6448                       | 0935-0947           | -                    | 0934-6150                       | -                     | -                  |
| XC-W 150 TPI 21-22          | 0934-6442          | 0934-6437           | 0934-6448                       | 0935-0947           | -                    | 0934-6150                       | -                     | -                  |
| EGS 200 98-99               | M810308            | -                   | 0934-0111                       | 0934-0166           | 0934-1448            | 0934-6117                       | 0934-6156             | -                  |
| EXC 200 98-99               | M810308            | -                   | 0934-0111                       | 0934-0166           | 0934-1448            | 0934-6117                       | 0934-6156             | -                  |
| EXC 200 00-02               | 0934-0468          | 0934-0469           | 0934-0470                       | 0934-0166           | 0934-1448            | 0934-6117                       | 0934-6156             | -                  |
| EXC 200 03-05               | M810308            | -                   | 0934-0111                       | 0934-0166           | -                    | -                               | -                     | -                  |
| MXC 200 98-02               | -                  | -                   | -                               | 0934-0166           | -                    | -                               | -                     | -                  |
| MXC 200 03                  | M810308            | -                   | 0934-0111                       | 0934-0166           | 0934-1448            | 0934-6117                       | 0934-6156             | -                  |
| SX 200 00-02                | 0934-0468          | 0934-0469           | 0934-0470                       | 0934-0166           | 0934-1448            | 0934-6117                       | 0934-6156             | -                  |
| SX 200 03-05                | 0934-0468          | 0934-0469           | 0934-0470                       | 0934-0166           | 0934-1448            | 0934-6117                       | 0934-6156             | -                  |
| XC 200 06-09                | 0934-0468          | 0934-0469           | 0934-0470                       | 0934-0166           | 0934-1448            | 0934-6117                       | 0934-6156             | -                  |
| XC-W 200 06-12              | 0934-0468          | -                   | 0934-5367                       | 0934-0166           | 0934-1448            | 0934-6117                       | -                     | -                  |
| XC-W 200 13-16              | 0934-0468          | -                   | 0934-1008                       | -                   | -                    | 0934-6125                       | -                     | -                  |
| EXC 250 94-99               | 0934-1007          | -                   | 0934-0104                       | 0934-0167           | -                    | 0934-6117                       | -                     | -                  |
| EXC 250 00-03               | 0934-0471          | -                   | 0934-0473                       | 0935-0036           | 0934-1460            | 0934-6125                       | 0934-6158             | -                  |
| EXC 250 04                  | 0934-0474          | 0934-0475           | 0934-0476                       | 0935-0036           | 0934-1460            | 0934-6125                       | 0934-6158             | -                  |
| EXC 250 05                  | 0934-5361          | 0934-5883           | -                               | 0935-0948           | 0934-5902            | 0934-6153                       | 0934-5893             | 0934-5900          |
| EXC-F 250 17-19             | -                  | -                   | -                               | 0935-0045           | -                    | 0934-1449                       | 0934-1450             | 0934-5900          |
| EXC-G 250 RACING 02-05      | -                  | -                   | -                               | -                   | 0934-1460            | 0934-6153                       | 0934-6162             | -                  |
| FREERIDE 250 R 15-17        | -                  | -                   | -                               | -                   | -                    | -                               | -                     | -                  |
| FREERIDE 250 F 19           | 0934-5361          | 0934-5878           | 0934-5368                       | 0935-0948           | 0934-5902            | 0934-6149                       | 0934-5893             | 0934-5900          |
| MXC 250 98-99               | M810300            | -                   | 0934-0104                       | 0934-0167           | -                    | 0934-6117                       | -                     | -                  |
| MXC 250 00-01               | 0934-1007          | -                   | 0934-1008                       | -                   | -                    | -                               | -                     | -                  |
| SX 250 94-99                | 0934-1007          | -                   | 0934-1008                       | 0934-0167           | -                    | -                               | -                     | -                  |
| SX 250 00-02                | 0934-1007          | -                   | 0934-0104                       | 0934-0167           | -                    | -                               | -                     | -                  |
| SX 250 03-04                | 0934-1007          | -                   | 0934-0473                       | 0935-0036           | 0934-1460            | 0934-6125                       | 0934-6158             | -                  |
| SX 250 05-06                | 0934-1007          | 0934-0475           | 0934-0476                       | 0935-0036           | 0934-1460            | 0934-6125                       | 0934-6158             | -                  |
| SX 250 07-16                | 0934-1007          | 0934-1685           | 0934-1693                       | 0935-0036           | 0934-1460            | 0934-6125                       | 0934-6158             | -                  |
| SX 250 17-19                | 0934-1007          | 0934-5359           | 0934-5372                       | -                   | 0934-5905            | 0934-6151                       | 0934-6151             | -                  |
| SX 250 20-22                | 0934-1009          | 0934-5359           | 0934-5372                       | -                   | 0934-5905            | 0934-6151                       | 0934-6151             | -                  |
| SX-F 250 05-10              | 0934-1009          | 0934-6946           | 0934-1010                       | -                   | 0934-1461            | 0934-6963                       | 0934-1457             | 0934-6969          |
| SX-F 250 11-12              | 0934-1009          | 0934-6946           | 0934-4795                       | -                   | 0934-1461            | 0934-6963                       | -                     | 0934-6969          |
| SX-F 250 13-15              | 0934-4770          | 0934-4784           | 0934-4795                       | 0935-0837           | 0934-6183            | 0934-6139                       | 0934-6164             | 0934-5900          |
| SX-F 250 16-22              | 0934-5361          | 0934-5878           | 0934-5368                       | 0935-0948           | 0934-5902            | 0934-6149                       | 0934-5893             | 0934-5900          |
| SX-F 250 FACTORY EDITION 15 | 0934-5361          | 0934-5878           | 0934-5368                       | 0935-0948           | 0934-5902            | 0934-6149                       | 0934-5893             | 0934-5900          |
| SXS 250 01                  | M810300            | 0934-0139           | 0934-0104                       | 0934-0167           | -                    | -                               | -                     | -                  |
| SXS 250 03-04               | 0934-0471          | 0934-0475           | 0934-0473                       | 0935-0036           | -                    | 0934-6125                       | 0934-6158             | -                  |
| XC 250 06                   | 0934-0474          | 0934-0475           | 0934-0476                       | 0935-0036           | -                    | 0934-6125                       | 0934-6158             | -                  |
| XC 250 07                   | 0934-1690          | 0934-1685           | 0934-1693                       | 0935-0036           | 0934-1460            | 0934-6125                       | 0934-6158             | -                  |
| XC 250 08-16                | 0934-1690          | 0934-1686           | -                               | 0935-0036           | 0934-1460            | 0934-6125                       | 0934-6162             | -                  |
| XC 250 17-19                | 0934-5365          | 0934-5359           | 0934-5372                       | -                   | 0934-5905            | 0934-6151                       | 0934-5895             | -                  |
| XC 250 TPI 20-22            | 0934-5365          | 0934-5359           | 0934-5372                       | -                   | 0934-5905            | 0934-6151                       | 0934-5895             | -                  |
| XC-F 250 07-09              | 0934-1009          | 0934-6946           | 0934-1010                       | -                   | 0934-1461            | 0934-6963                       | 0934-6968             | 0934-6969          |
| XC-F 250 11-12              | 0934-1009          | 0934-6946           | 0934-1010                       | -                   | 0934-1461            | 0934-6963                       | 0934-6968             | 0934-6969          |
| XC-F 250 13-15              | 0934-4770          | 0934-4784           | 0934-4795                       | 0935-0837           | 0934-6183            | 0934-6125                       | 0934-6164             | 0934-5900          |

CONTINUED ON NEXT PAGE

APPAREL

HELMETS & GOGGLES

RIDER ARMOR

OUTERWEAR

YOUTH

LUGGAGE & PACKS

BIKE BODY

BIKE CONTROLS

BIKE SUSPENSION

BIKE BRAKING

BIKE DRIVE

BIKE BEARINGS

BIKE ENGINE

BIKE ELECTRICAL

BIKE EXHAUST

BIKE WHEELS

BICYCLE

GARAGE & PROMO

SIZING CHART



**GASKET & SEAL KITS (CON'T)**

| MAKE/MODEL/YEAR              | TOP END GASKET KIT | COMPLETE GASKET KIT | COMPLETE GASKET KIT W/OIL SEALS | ENGINE OIL SEAL KIT | CLUTCH GAS-KET OUTER | CLUTCH GAS-KET INNER SIDE COVER | IGNITION COVER GASKET | VALVE COVER GASKET |
|------------------------------|--------------------|---------------------|---------------------------------|---------------------|----------------------|---------------------------------|-----------------------|--------------------|
| <b>KTM (CON'T)</b>           |                    |                     |                                 |                     |                      |                                 |                       |                    |
| XC-F 250 16-22               | 0934-1009          | 0934-5878           | 0934-5368                       | 0935-0948           | 0934-5902            | 0934-6149                       | 0934-5893             | 0934-5900          |
| XC-FW 250 06-11              | 0934-1009          | 0934-6946           | 0934-1010                       | -                   | 0934-1461            | 0934-6963                       | 0934-6968             | 0934-6969          |
| XC-FW 250 12-13              | 0934-1009          | 0934-6946           | 0934-1010                       | -                   | 0934-1461            | 0934-6963                       | -                     | 0934-6969          |
| XC-FW 250 14-16              | 0934-4770          | -                   | -                               | 0935-0837           | 0934-6183            | 0934-6136                       | 0934-6145             | 0934-5900          |
| XC-W 250 06                  | 0934-0474          | 0934-0475           | 0934-0476                       | 0935-0036           | 0934-1460            | 0934-6125                       | 0934-6158             | -                  |
| XC-W 250 07                  | 0934-1690          | 0934-1685           | 0934-1693                       | 0935-0036           | 0934-1460            | 0934-6125                       | 0934-6158             | -                  |
| XC-W 250 08-16               | 0934-1690          | 0934-1686           | -                               | 0935-0036           | 0934-1460            | 0934-6125                       | 0934-6162             | -                  |
| XC-W 250 17-18               | 0934-5365          | 0934-5359           | 0934-5372                       | -                   | 0934-5905            | 0934-6151                       | 0934-5895             | -                  |
| XC-W 250 TPI 18-19           | 0934-5365          | 0934-5359           | 0934-5372                       | -                   | 0934-5905            | 0934-6151                       | 0934-5895             | -                  |
| XC-W 250 TPI 20-22           | 0934-5365          | 0934-5359           | 0934-5372                       | -                   | 0934-5905            | 0934-6151                       | 0934-5895             | -                  |
| EXC 300 94-03                | M810306            | -                   | -                               | -                   | -                    | -                               | -                     | -                  |
| EXC 300 04                   | M810306            | -                   | 0934-0109                       | -                   | -                    | -                               | -                     | -                  |
| EXC 300 05                   | 0934-0480          | 0934-0481           | 0934-0482                       | 0935-0036           | 0934-1460            | 0934-6125                       | 0934-6158             | -                  |
| MXC 300 94-03                | M810306            | -                   | 0934-0109                       | -                   | -                    | -                               | -                     | -                  |
| MXC 300 05                   | 0934-0480          | 0934-0481           | 0934-0482                       | 0935-0036           | 0934-1460            | 0934-6125                       | 0934-6158             | -                  |
| SX 300 94                    | M810306            | -                   | 0934-0109                       | -                   | -                    | -                               | -                     | -                  |
| XC 300 06-07                 | 0934-0480          | 0934-0481           | 0934-0482                       | 0935-0036           | 0934-1460            | 0934-6125                       | 0934-6158             | -                  |
| XC 300 08-16                 | 0934-1691          | 0934-1687           | 0934-1695                       | 0935-0036           | 0934-1460            | 0934-6125                       | 0934-6162             | -                  |
| XC 300 17-19                 | 0934-5365          | 0934-5359           | 0934-5372                       | -                   | 0934-5905            | 0934-6151                       | 0934-5895             | -                  |
| XC 300 TPI 20-22             | 0934-5365          | 0934-5359           | 0934-5372                       | -                   | 0934-5905            | 0934-6151                       | 0934-5895             | -                  |
| XC-W 300 06-07               | 0934-0480          | 0934-0481           | 0934-0482                       | 0935-0036           | 0934-1460            | 0934-6125                       | 0934-6158             | -                  |
| XC-W 300 08-16               | 0934-1691          | 0934-1687           | 0934-1695                       | 0935-0036           | 0934-1460            | 0934-6125                       | 0934-6162             | -                  |
| XC-W 300 17-18               | 0934-5365          | 0934-5359           | 0934-5372                       | -                   | 0934-5905            | 0934-6151                       | 0934-5895             | -                  |
| XC-W 300 TPI 20-22           | 0934-5365          | 0934-5359           | 0934-5372                       | -                   | 0934-5905            | 0934-6151                       | 0934-5895             | -                  |
| XC-W 300 SIX DAYS 14-16      | 0934-1691          | 0934-1687           | 0934-1695                       | 0935-0036           | 0934-1460            | 0934-6125                       | 0934-6162             | -                  |
| XC-W 300 SIX DAYS 17-18      | 0934-5365          | 0934-5359           | 0934-5372                       | -                   | 0934-5905            | 0934-6151                       | 0934-5895             | -                  |
| XC-W 300 TPI ERZBERGRODEO 20 | 0934-5365          | 0934-5359           | 0934-5372                       | -                   | 0934-5905            | 0934-6151                       | 0934-5895             | -                  |
| XC-W 300 TPI SIX DAYS 19-20  | 0934-5365          | 0934-5359           | 0934-5372                       | -                   | 0934-5905            | 0934-6151                       | 0934-5895             | -                  |
| EXC-F 350 12-14              | 0934-2206          | -                   | 0934-2210                       | -                   | 0934-6183            | 0934-6136                       | 0934-6164             | 0934-5898          |
| EXC-F 350 15-16              | 0934-2206          | -                   | 0934-2210                       | -                   | 0934-6183            | 0934-6136                       | 0934-6145             | 0934-5898          |
| EXC-F 350 17-19              | 0934-5362          | 0934-5879           | 0934-5888                       | 0935-0948           | 0934-5902            | 0934-6153                       | 0934-5893             | 0934-5898          |
| EXC-F 350 20-22              | 0934-6915          | -                   | 0934-6918                       | 0935-0948           | 0934-5902            | 0934-6149                       | 0934-5893             | 0934-6586          |
| EXC-F 350 23                 | 0934-6915          | -                   | 0934-6918                       | 0935-0948           | -                    | 0934-6149                       | 0934-5893             | 0934-6586          |
| SX-F 350 11-12               | 0934-2206          | 0934-2202           | 0934-2210                       | -                   | 0934-6183            | 0934-6136                       | -                     | 0934-5898          |
| SX-F 350 13-15               | 0934-2206          | 0934-4778           | 0934-4789                       | 0935-0837           | 0934-6183            | 0934-6139                       | 0934-5893             | 0934-5904          |
| SX-F 350 16-18               | 0934-5362          | 0934-5356           | 0934-5369                       | 0935-0948           | 0934-5902            | 0934-6149                       | 0934-5893             | 0934-5904          |
| SX-F /XC-F 350 19-22         | 0934-6915          | -                   | 0934-6918                       | 0935-0948           | 0934-5902            | 0934-6149                       | 0934-5893             | 0934-6586          |
| XC-F 350 11-12               | 0934-2206          | 0934-2202           | 0934-2210                       | 0935-1026           | 0934-6183            | 0934-6136                       | 0934-6164             | 0934-5898          |
| XC-F 350 13                  | 0934-2206          | 0934-4778           | 0934-4789                       | -                   | 0934-6183            | 0934-6139                       | 0934-6164             | 0934-5898          |
| XC-F 350 14-15               | 0934-2206          | 0934-4778           | 0934-4789                       | 0935-0837           | 0934-6183            | 0934-6139                       | 0934-6145             | 0934-5898          |
| XC-F 350 16-19               | 0934-5362          | 0934-5356           | 0934-5369                       | 0935-0948           | 0934-5902            | 0934-6149                       | -                     | 0934-5904          |
| XC-F 350 20-22               | 0934-6915          | 0934-6641           | 0934-6918                       | 0935-0948           | 0934-5902            | 0934-6149                       | 0934-5893             | 0934-6586          |
| XC-FW 350 12                 | 0934-2206          | -                   | 0934-4790                       | 0935-0837           | 0934-6183            | 0934-6136                       | 0934-6967             | 0934-5898          |
| XC-FW 350 13-15              | 0934-2206          | -                   | 0934-4790                       | 0935-0837           | 0934-6183            | 0934-6136                       | 0934-6145             | 0934-5898          |
| XC-FW 350 16                 | 0934-2206          | -                   | 0934-4790                       | 0935-0837           | 0934-6183            | 0934-6136                       | 0934-6145             | 0934-5898          |
| XC-FW 350 SIX DAYS 15        | 0934-2206          | -                   | 0934-4790                       | 0935-0837           | 0934-6183            | 0934-6136                       | 0934-6145             | 0934-5898          |
| XC-FW 350 SIX DAYS 16        | 0934-2206          | -                   | 0934-4790                       | 0935-0837           | 0934-6183            | 0934-6136                       | 0934-6145             | 0934-5898          |
| XC-FW 350 20-22              | 0934-6915          | -                   | 0934-6918                       | 0935-0948           | 0934-5902            | 0934-6149                       | 0934-5893             | 0934-6586          |
| EXC 360 96-97                | M810307            | -                   | 0934-0110                       | -                   | -                    | -                               | -                     | -                  |
| MXC 360 96-97                | M810307            | -                   | 0934-0110                       | -                   | -                    | -                               | -                     | -                  |
| SX 360 96-97                 | M810307            | -                   | 0934-0110                       | -                   | -                    | -                               | -                     | -                  |
| EXC 380 98-02                | M810307            | -                   | 0934-0110                       | -                   | -                    | -                               | -                     | -                  |
| MXC 380 98-01                | M810307            | -                   | 0934-0110                       | -                   | -                    | -                               | -                     | -                  |
| SX 380 98-02                 | M810307            | -                   | 0934-0110                       | -                   | -                    | -                               | -                     | -                  |
| EXC 400 00-02                | M810307            | -                   | 0934-0110                       | -                   | -                    | -                               | -                     | -                  |
| EXC-G 400 04-06              | 0934-0627          | 0934-0622           | 0934-0631                       | 0935-0045           | -                    | 0934-1449                       | 0934-1450             | 0934-6973          |
| MXC 400 01-02                | 0934-0627          | 0934-0622           | 0934-0631                       | 0935-0045           | -                    | 0934-1449                       | 0934-1450             | 0934-6973          |
| SX 400 98-02                 | 0934-0627          | 0934-0622           | 0934-0631                       | 0935-0045           | -                    | 0934-1449                       | 0934-1450             | 0934-6973          |
| XC-W 400 07                  | 0934-0627          | 0934-0622           | 0934-0631                       | 0935-0045           | -                    | 0934-1449                       | 0934-1450             | 0934-6973          |
| XC-W 400 09-10               | 0934-2891          | 0934-2892           | 0934-2894                       | 0935-0543           | 0934-6972            | 0934-6137                       | 0934-6967             | 0934-6184          |
| EXC 450 03-04                | 0934-0627          | 0934-0622           | 0934-0631                       | 0935-0045           | -                    | 0934-1449                       | 0934-1450             | 0934-6973          |
| EXC 450 07                   | 0934-0627          | 0934-0622           | 0934-0631                       | 0935-0045           | 0934-6970            | 0934-1449                       | 0934-1450             | 0934-6973          |
| EXC 450 09-11                | 0934-2891          | 0934-2892           | 0934-2894                       | 0935-0543           | 0934-6972            | 0934-6137                       | 0934-6967             | 0934-6184          |
| EXC-F 450 SIX DAYS 17-19     | 0934-5887          | 0934-6105           | -                               | -                   | 0934-5899            | 0934-6169                       | 0934-5894             | 0934-5903          |
| EXC-G 450 03-06              | 0934-0627          | 0934-0622           | 0934-0631                       | 0935-0045           | -                    | 0934-1449                       | 0934-1450             | 0934-6973          |
| EXC-R 450 08                 | 0934-2891          | 0934-2892           | 0934-2894                       | 0935-0543           | 0934-6972            | 0934-6137                       | 0934-6967             | 0934-6184          |
| MXC-G 450 03-04              | 0934-0628          | 0934-0623           | 0934-0632                       | 0935-0045           | -                    | 0934-1449                       | 0934-1450             | 0934-6973          |
| MXC-G 450 05                 | 0934-0627          | 0934-0622           | -                               | 0935-0045           | -                    | 0934-1449                       | 0934-1450             | 0934-6973          |
| SMR 450 05-07                | 0934-0628          | 0934-0623           | 0934-0632                       | 0935-0045           | -                    | 0934-1449                       | 0934-1450             | 0934-6973          |
| SMS 450 04                   | 0934-0627          | 0934-0622           | 0934-0631                       | 0935-0045           | -                    | 0934-1449                       | 0934-1450             | 0934-6973          |
| SMR 450 21                   | 0934-5363          | 0934-5357           | -                               | -                   | 0934-5899            | 0934-6148                       | 0934-5894             | -                  |
| SX 450 03-06                 | 0934-0628          | 0934-0623           | 0934-0632                       | 0935-0045           | -                    | 0934-1449                       | 0934-1450             | 0934-6973          |
| SX-F 450 07-12               | 0934-1442          | 0934-1438           | 0934-1446                       | -                   | 0934-6971            | -                               | 0934-6964             | 0934-6973          |
| SX-F 450 13                  | 0934-4771          | -                   | -                               | -                   | 0934-5899            | 0934-6137                       | 0934-6165             | 0934-6184          |
| SX-F 450 14-15               | 0934-4771          | -                   | 0934-4791                       | -                   | 0934-5899            | 0934-6144                       | 0934-6165             | 0934-6184          |

**GASKET & SEAL KITS (CON'T)**

| MAKE/MODEL/YEAR                | TOP END GASKET KIT | COMPLETE GASKET KIT | COMPLETE GASKET KIT W/OIL SEALS | ENGINE OIL SEAL KIT | CLUTCH GAS-KET OUTER | CLUTCH GAS-KET INNER SIDE COVER | IGNITION COVER GASKET | VALVE COVER GASKET |
|--------------------------------|--------------------|---------------------|---------------------------------|---------------------|----------------------|---------------------------------|-----------------------|--------------------|
| <b>KTM (CON'T)</b>             |                    |                     |                                 |                     |                      |                                 |                       |                    |
| SX-F 450 16-19                 | 0934-5363          | 0934-5357           | 0934-5370                       | -                   | 0934-5899            | 0934-6148                       | 0934-5894             | 0934-5903          |
| SX-F 450 20-22                 | 0934-5363          | 0934-5357           | -                               | -                   | 0934-5899            | 0934-6148                       | 0934-5894             | -                  |
| SX-F 450 FACTORY EDITION 12-13 | 0934-4771          | 0934-4781           | -                               | 0935-0544           | 0934-5899            | 0934-6137                       | 0934-6165             | 0934-6184          |
| SX-F 450 FACTORY EDITION 14    | 0934-4771          | 0934-4781           | -                               | 0935-0544           | 0934-5899            | 0934-6144                       | 0934-6165             | 0934-6184          |
| SX-F 450 FACTORY EDITION 15-22 | 0934-5363          | 0934-5357           | 0934-5370                       | 0935-0949           | 0934-5899            | 0934-6148                       | 0934-5894             | 0934-5903          |
| XC 450 04-07                   | 0934-1442          | 0934-1438           | 0934-1446                       | -                   | -                    | -                               | -                     | -                  |
| XC-F 450 08-09                 | 0934-4771          | -                   | -                               | -                   | 0934-5899            | -                               | -                     | 0934-6184          |
| XC-F 450 13                    | 0934-4771          | -                   | 0934-4791                       | -                   | 0934-5899            | -                               | 0934-6165             | 0934-6184          |
| XC-F 450 14                    | 0934-4771          | -                   | 0934-4791                       | -                   | 0934-5899            | 0934-6144                       | 0934-6165             | 0934-6184          |
| XC-F 450 15                    | 0934-4771          | -                   | 0934-4791                       | -                   | 0934-5899            | 0934-6144                       | 0934-6165             | 0934-6184          |
| XC-F 450 16-19                 | 0934-5363          | 0934-5357           | 0934-5370                       | -                   | 0934-5899            | 0934-6148                       | 0934-5894             | -                  |
| XC-F 450 20-22                 | 0934-5363          | 0934-5357           | -                               | -                   | 0934-5899            | 0934-6148                       | 0934-5894             | -                  |
| XCR-W 450 08                   | 0934-0627          | 0934-0622           | 0934-0631                       | 0935-0045           | -                    | 0934-1449                       | 0934-1450             | -                  |
| XC-W 450 07                    | 0934-2891          | 0934-2892           | 0934-2894                       | 0935-0543           | -                    | -                               | -                     | 0934-6184          |
| XC-W 450 08-11                 | 0934-2891          | -                   | 0934-2895                       | -                   | 0934-5899            | 0934-6137                       | 0934-6165             | 0934-6184          |
| XC-W 450 12-13                 | 0934-2891          | -                   | -                               | -                   | 0934-5899            | 0934-6137                       | 0934-6165             | 0934-6184          |
| XC-W 450 14-16                 | 0934-2891          | -                   | 0934-2895                       | -                   | 0934-5899            | 0934-6137                       | 0934-6165             | 0934-6184          |
| EXC 500 12-15                  | 0934-2891          | -                   | 0934-2895                       | -                   | 0934-5899            | 0934-6137                       | 0934-6165             | 0934-6184          |
| EXC 500 16                     | 0934-2891          | -                   | 0934-2895                       | -                   | 0934-5899            | 0934-6137                       | 0934-6165             | 0934-6184          |
| EXC 500 SIX DAYS 16            | 0934-5887          | 0934-6105           | -                               | -                   | 0934-5899            | 0934-6169                       | 0934-5894             | 0934-5903          |
| EXC-F 500 17-19                | 0934-2891          | 0934-6105           | 0934-2895                       | -                   | 0934-5899            | 0934-6137                       | 0934-6165             | 0934-6184          |
| EXC-F 500 20-22                | 0934-5887          | 0934-6105           | -                               | -                   | 0934-5899            | 0934-6148                       | 0934-5894             | -                  |
| EXC-F 500 SIX DAYS 20-22       | 0934-5887          | 0934-6105           | -                               | -                   | 0934-5899            | 0934-6148                       | 0934-5894             | -                  |
| XC-FW 500 20-22                | 0934-5887          | 0934-6105           | -                               | -                   | 0934-5899            | 0934-6148                       | 0934-5894             | -                  |
| XC-W 500 12-15                 | 0934-2891          | -                   | 0934-2895                       | -                   | 0934-5899            | 0934-6137                       | 0934-6165             | 0934-6184          |
| XC-W 500 16                    | 0934-0628          | 0934-0623           | 0934-0632                       | 0935-0045           | -                    | 0934-1449                       | 0934-1450             | -                  |
| EXC 520 00-02                  | 0934-0628          | 0934-0623           | 0934-0632                       | 0935-0045           | -                    | 0934-1449                       | 0934-1450             | -                  |
| MXC 520 01-02                  | 0934-0628          | 0934-0623           | 0934-0632                       | 0935-0045           | -                    | 0934-1449                       | 0934-1450             | -                  |
| SX 520 00-02                   | 0934-0628          | 0934-0623           | 0934-0632                       | 0935-0045           | -                    | 0934-1449                       | 0934-1450             | -                  |
| EXC 525 03-07                  | 0934-0628          | 0934-0623           | 0934-0632                       | 0935-0045           | -                    | 0934-1449                       | 0934-1450             | -                  |
| MXC-6 525 03-05                | 0934-0628          | 0934-0623           | 0934-0632                       | 0935-0045           | -                    | 0934-1449                       | 0934-1450             | -                  |
| SX 525 03-06                   | 0934-0628          | 0934-0623           | 0934-0632                       | 0935-0045           | -                    | 0934-1449                       | 0934-1450             | -                  |
| XC 525 06-07                   | 0934-0628          | 0934-0623           | 0934-0632                       | 0935-0045           | -                    | 0934-1449                       | 0934-1450             | -                  |
| XC-W 525 07                    | 0934-2891          | 0934-2892           | 0934-2894                       | 0935-0543           | -                    | -                               | -                     | 0934-6184          |
| EXC 530 09-11                  | 0934-2891          | 0934-2892           | 0934-2894                       | 0935-0543           | -                    | -                               | -                     | 0934-6184          |
| EXC-R 530 08                   | 0934-2891          | 0934-2892           | 0934-2894                       | 0935-0543           | -                    | -                               | -                     | 0934-6184          |
| XCR-W 530 08                   | 0934-2891          | 0934-2892           | 0934-2894                       | 0935-0543           | -                    | -                               | -                     | 0934-6184          |
| XC-W 530 09-11                 | 0934-2891          | 0934-2892           | 0934-2894                       | 0935-0543           | -                    | -                               | -                     | 0934-6184          |
| <b>SUZUKI</b>                  |                    |                     |                                 |                     |                      |                                 |                       |                    |
| JR50 78-06                     | 0934-0483          | 0934-0484           | 0934-0485                       | -                   | -                    | -                               | -                     | -                  |
| RM60 03                        | M810407            | M808407             | M811407                         | 0935-0054           | -                    | M817484                         | -                     | -                  |
| RM65 03-05                     | M810412            | M808412             | M811412                         | M822135             | -                    | M817402                         | -                     | -                  |
| RM80 83-85                     | M810500            | -                   | -                               | -                   | -                    | -                               | -                     | -                  |
| RM80 86-88                     | M810501            | -                   | -                               | -                   | -                    | -                               | -                     | -                  |
| RM80 89                        | M810502            | -                   | -                               | -                   | -                    | M817511                         | -                     | -                  |
| RM80 90                        | M810502            | -                   | -                               | -                   | -                    | M817511                         | -                     | -                  |
| RM80 91-01                     | M810504            | M808504             | M811504                         | -                   | -                    | M817511                         | -                     | -                  |
| RM85 02-22                     | M810505            | M808505             | M811505                         | M822176             | -                    | M817511                         | 0934-6154             | -                  |
| RM85L 03-16                    | M810505            | M808505             | M811505                         | M822176             | -                    | M817511                         | 0934-6154             | -                  |
| RM100 03                       | M810411            | M808411             | M811411                         | 0935-0056           | M817489              | M817486                         | -                     | -                  |
| DRZ110 03-06                   | 0934-0073          | 0934-0131           | 0934-0113                       | 0935-0078           | -                    | 0934-0568                       | 0934-0570             | -                  |
| DR-2125 03-17                  | 0934-0074          | 0934-0132           | 0934-6954                       | -                   | -                    | 0934-6575                       | 0934-6576             | -                  |
| DR-2125 18-21                  | 0934-7202          | -                   | -                               | 0935-1149           | -                    | 0934-6575                       | 0934-6576             | -                  |
| DR-2125L 03-17                 | 0934-0074          | 0934-6947           | 0934-6954                       | 0935-1149           | -                    | 0934-6575                       | 0934-6576             | -                  |
| DRZ125L 18-21                  | 0934-7202          | 0934-6947           | -                               | 0935-1149           | -                    | 0934-6575                       | 0934-6576             | -                  |
| RM125 82-83                    | M810540            | -                   | -                               | -                   | -                    | -                               | -                     | -                  |
| RM125 84-85                    | M810541            | -                   | -                               | -                   | -                    | -                               | -                     | -                  |
| RM125 86                       | M810542            | -                   | -                               | -                   | -                    | -                               | -                     | -                  |
| RM125 87-88                    | M810546            | -                   | -                               | -                   | -                    | -                               | -                     | -                  |
| RM125 89                       | M810543            | -                   | M811543                         | -                   | -                    | M817511                         | -                     | -                  |
| RM125 90                       | M810544            | -                   | -                               | -                   | -                    | M817511                         | -                     | -                  |
| RM125 91                       | M810545            | -                   | -                               | -                   | -                    | M817511                         | -                     | -                  |
| RM125 92-97                    | M810547            | 0934-0132           | M811547                         | M822124             | M817507              | -                               | -                     | -                  |
| RM125 98-00                    | M810548            | M808548             | M811548                         | M822125             | M817507              | -                               | -                     | -                  |
| RM125 01-03                    | M810548            | M808549             | M811549                         | -                   | M817507              | -                               | -                     | -                  |
| RM125 04-08                    | 0934-0486          | 0934-0487           | 0934-0488                       | -                   | M817507              | -                               | -                     | -                  |
| DR200S 18-20                   | 0934-6577          | -                   | -                               | 0935-1149           | -                    | 0934-6575                       | -                     | -                  |
| DR200 SE 96-17                 | 0934-6577          | -                   | -                               | 0935-1149           | -                    | 0934-6575                       | -                     | -                  |
| DRZ250 01-07                   | 0934-6952          | -                   | 0934-6955                       | -                   | -                    | -                               | -                     | -                  |
| RM250 82-83                    | M810571            | -                   | -                               | -                   | -                    | -                               | -                     | -                  |
| RM250 84-85                    | M810572            | -                   | -                               | -                   | -                    | -                               | -                     | -                  |
| RM250 86                       | M810573            | -                   | -                               | -                   | -                    | -                               | -                     | -                  |
| RM250 87-88                    | M810574            | -                   | M811574                         | -                   | -                    | -                               | -                     | -                  |
| RM250 89                       | M810575            | -                   | M811575                         | M822126             | -                    | -                               | -                     | -                  |

CONTINUED ON NEXT PAGE

APPAREL

HELMETS & GOGGLES

RIDER ARMOR

OUTERWEAR

YOUTH

LUGGAGE & PACKS

BIKE BODY

BIKE CONTROLS

BIKE SUSPENSION

BIKE BRAKING

BIKE DRIVE

BIKE BEARINGS

BIKE ENGINE

BIKE ELECTRICAL

BIKE EXHAUST

BIKE WHEELS

BICYCLE

GARAGE & PROMO

SIZING CHART

**GASKET & SEAL KITS (CON'T)**

| MAKE/MODEL/YEAR           | TOP END GASKET KIT | COMPLETE GASKET KIT | COMPLETE GASKET KIT W/OIL SEALS | ENGINE OIL SEAL KIT | CLUTCH GAS-KET OUTER | CLUTCH GAS-KET INNER SIDE COVER | IGNITION COVER GASKET | VALVE COVER GASKET |
|---------------------------|--------------------|---------------------|---------------------------------|---------------------|----------------------|---------------------------------|-----------------------|--------------------|
| <b>SUZUKI (CON'T)</b>     |                    |                     |                                 |                     |                      |                                 |                       |                    |
| RM250 90                  | M810576            | -                   | -                               | M822126             | -                    | -                               | -                     | -                  |
| RM250 91                  | 0934-0868          | -                   | -                               | M822126             | -                    | -                               | -                     | -                  |
| RM250 92-93               | M810577            | -                   | M811577                         | M822126             | -                    | -                               | -                     | -                  |
| RM250 94-95               | M810581            | -                   | M811581                         | -                   | -                    | -                               | -                     | -                  |
| RM250 96-98               | M810580            | M808580             | M811580                         | M822127             | M817521              | -                               | M817504               | -                  |
| RM250 99-00               | M810582            | M808582             | M811582                         | M822127             | M817521              | -                               | M817504               | -                  |
| RM250 01                  | M810583            | M808583             | M811583                         | M822127             | M817521              | -                               | M817504               | -                  |
| RM250 02                  | M810587            | M808587             | M811587                         | M822127             | M817521              | -                               | M817504               | -                  |
| RM250 03-05               | 0934-0282          | 0934-0283           | 0934-0284                       | -                   | M817521              | -                               | M817504               | -                  |
| RM250 06-08               | 0934-0973          | 0934-0974           | -                               | -                   | M817521              | -                               | M817504               | -                  |
| RMX250 89                 | M810578            | M808578             | M811578                         | -                   | -                    | -                               | -                     | -                  |
| RMX250 90-92              | M810578            | M808578             | M811578                         | -                   | -                    | -                               | -                     | -                  |
| RMX250 93-94              | M810578            | M808578             | M811578                         | -                   | -                    | -                               | -                     | -                  |
| RMX250 95-99              | M810579            | M808579             | -                               | -                   | -                    | -                               | -                     | -                  |
| RMZ250 04-06              | 0934-0276          | 0934-0277           | 0934-1480                       | -                   | 0934-0573            | -                               | 0934-0575             | 0934-1464          |
| RMZ250 07-09              | 0934-1269          | 0934-1270           | 0934-1481                       | -                   | 0934-1451            | -                               | -                     | -                  |
| RMZ250 10-15              | 0934-2207          | 0934-2203           | 0934-2211                       | -                   | 0934-1451            | -                               | 0934-6163             | 0934-6182          |
| RMZ250 16-22              | 0934-2207          | 0934-6951           | 0934-6112                       | 0935-0271           | 0934-1451            | 0934-6167                       | 0934-6163             | 0934-6182          |
| DR350 90-99               | M810584            | 0934-0142           | 0934-0115                       | -                   | -                    | -                               | -                     | -                  |
| DR350 SE 90-99            | 0934-6953          | 0934-6950           | 0934-6956                       | -                   | -                    | -                               | 0934-6962             | -                  |
| DRZ400E 00-07             | M810585            | 0934-0143           | 0934-1482                       | 0934-0163           | 0934-0578            | 0934-6957                       | 0934-0579             | 0934-1466          |
| DRZ400K 00-03             | M810585            | 0934-0143           | 0934-1482                       | 0934-0163           | 0934-0578            | 0934-6957                       | 0934-0579             | 0934-1466          |
| DRZ400S 00-22             | M810585            | 0934-0143           | 0934-1482                       | 0934-0163           | 0934-0578            | 0934-6957                       | 0934-0579             | 0934-1466          |
| DRZ400SM 05-22            | M810585            | 0934-0143           | 0934-1482                       | 0934-0163           | 0934-0578            | 0934-6957                       | 0934-0579             | 0934-1466          |
| RMX450 10-11              | 0934-1896          | 0934-1897           | 0934-1898                       | -                   | 0934-2129            | 0934-6129                       | 0934-2130             | 0934-6174          |
| RMX450Z 17-19             | 0934-1896          | -                   | -                               | -                   | 0934-2129            | 0934-6129                       | 0934-6976             | 0934-6174          |
| RMZ450 05-07              | 0934-0870          | 0934-6949           | 0934-1483                       | -                   | 0934-6960            | 0934-6959                       | 0934-6961             | 0934-1465          |
| RMZ450 08-22              | 0934-1896          | 0934-1897           | 0934-1898                       | -                   | 0934-2129            | 0934-6129                       | 0934-6976             | 0934-6174          |
| DR650SE 96-20             | M810586            | -                   | 0934-0117                       | 0935-1018           | -                    | -                               | -                     | -                  |
| <b>YAMAHA</b>             |                    |                     |                                 |                     |                      |                                 |                       |                    |
| PW50 81-89                | -                  | -                   | -                               | -                   | -                    | 0934-6120                       | -                     | -                  |
| PW 50 90-21               | 0934-0078          | 0934-6102           | 0934-0118                       | 0935-1019           | -                    | 0934-6120                       | -                     | -                  |
| PW 50 22-23               | -                  | 0934-6102           | 0934-0118                       | 0935-1019           | -                    | 0934-6120                       | -                     | -                  |
| YZ65 18-23                | 0934-6581          | 0934-6592           | 0934-6582                       | 0935-1150           | M816516              | 0934-6937                       | 0934-6155             | -                  |
| BW80 86-90                | 0934-0079          | -                   | -                               | 0934-0172           | -                    | 0934-6930                       | -                     | -                  |
| PW80 83-06                | 0934-0079          | 0934-0146           | 0934-0128                       | 0934-0172           | -                    | 0934-6930                       | -                     | -                  |
| YZ80 84-85                | M810611            | -                   | -                               | -                   | -                    | -                               | 0934-6941             | -                  |
| YZ80 86                   | M810612            | M808612             | M811612                         | -                   | -                    | -                               | 0934-6941             | -                  |
| YZ80 87-92                | M810612            | M808612             | M811612                         | -                   | -                    | -                               | 0934-6941             | -                  |
| YZ80 93-01                | M810613            | M808613             | M811613                         | -                   | -                    | M817654                         | 0934-6941             | -                  |
| YZ85 02-18                | M810614            | M808614             | M811614                         | M822173             | M816516              | M817654                         | 0934-6155             | -                  |
| YZ85 19-23                | 0934-6443          | 0934-6537           | 0934-6449                       | 0935-1150           | M816516              | 0934-6937                       | 0934-6155             | -                  |
| YZ85LW 22-23              | 0934-6443          | 0934-6537           | 0934-6449                       | 0935-1150           | M816516              | 0934-6937                       | 0934-6155             | -                  |
| TTR90 00-08               | 0934-0872          | 0934-6925           | 0934-0873                       | -                   | -                    | 0934-6932                       | 0934-6933             | -                  |
| TT125 00                  | -                  | -                   | -                               | -                   | -                    | 0934-6931                       | 0934-5892             | -                  |
| TTR125 DRUM BRAKE 00-03   | 0934-0080          | 0934-0489           | 0934-0490                       | 0935-0042           | -                    | 0934-6931                       | 0934-5892             | -                  |
| TTR125E DRUM BRAKE 03-04  | 0934-0080          | 0934-0489           | 0934-0490                       | 0935-0042           | -                    | 0934-6931                       | 0934-5892             | -                  |
| TTR125E DRUM BRAKE 05-07  | 0934-0080          | 0934-0489           | -                               | 0935-0042           | -                    | 0934-6931                       | 0934-5892             | -                  |
| TTR125E DRUM BRAKE 08-09  | 0934-5884          | -                   | 0934-6929                       | 0935-0042           | -                    | 0934-6931                       | 0934-5892             | -                  |
| TTR125L DISC BRAKE 00-06  | 0934-0080          | 0934-0489           | 0934-0490                       | 0935-0042           | -                    | 0934-6931                       | 0934-5892             | -                  |
| TTR125L DISC BRAKE 07     | 0934-0080          | 0934-0489           | -                               | 0935-0042           | -                    | 0934-6931                       | 0934-5892             | -                  |
| TTR125L DISC BRAKE 08     | 0934-5884          | -                   | -                               | 0935-0042           | -                    | 0934-6931                       | 0934-5892             | -                  |
| TTR125LE DISC BRAKE 03-04 | 0934-0080          | 0934-0489           | 0934-0490                       | 0935-0042           | -                    | 0934-6931                       | 0934-5892             | -                  |
| TTR125LE DISC BRAKE 05-07 | 0934-0080          | 0934-0489           | -                               | 0935-0042           | -                    | 0934-6931                       | 0934-5892             | -                  |
| TTR125LE DISC BRAKE 08-23 | 0934-5884          | -                   | 0934-6929                       | 0935-0042           | -                    | 0934-6931                       | 0934-5892             | -                  |
| XT125 82-83               | -                  | -                   | -                               | -                   | -                    | 0934-0636                       | -                     | -                  |
| XT125R 05-07              | -                  | -                   | -                               | -                   | -                    | 0934-6931                       | 0934-5892             | -                  |
| XTZ 125 (SA) 03-10        | -                  | -                   | -                               | -                   | -                    | 0934-6931                       | 0934-5892             | -                  |
| YZ125 83-85               | M810630            | -                   | -                               | -                   | -                    | -                               | -                     | -                  |
| YZ125 86-88               | M810631            | -                   | M811631                         | -                   | -                    | -                               | -                     | -                  |
| YZ125 89                  | M810632            | -                   | -                               | -                   | -                    | -                               | -                     | -                  |
| YZ125 90-91               | M810633            | -                   | -                               | -                   | -                    | -                               | -                     | -                  |
| YZ125 92                  | M810634            | -                   | -                               | -                   | -                    | -                               | -                     | -                  |
| YZ125 93                  | M810635            | -                   | M811635                         | -                   | -                    | -                               | -                     | -                  |
| YZ125 94-97               | M810636            | M808636             | M811636                         | -                   | M817672              | -                               | -                     | -                  |
| YZ125 98                  | M810637            | M808637             | M811637                         | M822114             | M817672              | -                               | -                     | -                  |
| YZ125 99-00               | M810637            | M808637             | M811637                         | M822114             | M817672              | -                               | -                     | -                  |
| YZ125 01-04               | M810639            | M808639             | M811639                         | M822172             | M817672              | -                               | -                     | -                  |
| YZ125 05-21               | 0934-0491          | 0934-0492           | 0934-0493                       | 0935-0043           | 0934-6122            | 0934-6124                       | 0934-6157             | -                  |
| YZ125 22-23               | 0934-7462          | -                   | -                               | 0935-0043           | 0934-6122            | 0934-6124                       | 0934-6157             | -                  |
| YZ125X 20-22              | 0934-0491          | 0934-0492           | 0934-0493                       | 0935-0043           | 0934-6122            | 0934-6124                       | 0934-6157             | -                  |
| AG200 03-06               | -                  | -                   | -                               | -                   | -                    | 0934-0636                       | 0934-6934             | -                  |
| BW200 85                  | -                  | -                   | -                               | -                   | -                    | 0934-0636                       | -                     | -                  |
| BW200 86-88               | -                  | -                   | -                               | -                   | -                    | 0934-0636                       | 0934-6934             | -                  |
| TW200 TRAILWAY 87-22      | 0934-4774          | 0934-4785           | 0934-4786                       | 0935-0838           | -                    | 0934-0636                       | 0934-6935             | -                  |



**GASKET & SEAL KITS (CON'T)**

| MAKE/MODEL/YEAR         | TOP END GASKET KIT | COMPLETE GASKET KIT | COMPLETE GASKET KIT W/OIL SEALS | ENGINE OIL SEAL KIT | CLUTCH GAS-KET OUTER | CLUTCH GAS-KET INNER SIDE COVER | IGNITION COVER GASKET | VALVE COVER GASKET |
|-------------------------|--------------------|---------------------|---------------------------------|---------------------|----------------------|---------------------------------|-----------------------|--------------------|
| <b>YAMAHA (CON'T)</b>   |                    |                     |                                 |                     |                      |                                 |                       |                    |
| XT200 82-83             | -                  | -                   | -                               | -                   | -                    | 0934-0636                       | -                     | -                  |
| TT225 86-87             | -                  | -                   | -                               | -                   | -                    | 0934-0636                       | -                     | -                  |
| TTR225 99-04            | 0934-0629          | 0934-0625           | 0934-0634                       | 0935-1022           | -                    | 0934-0636                       | -                     | -                  |
| XT225 92-07             | 0934-0629          | 0934-0625           | 0934-0634                       | 0935-1022           | -                    | 0934-0636                       | -                     | -                  |
| TTR230 05-23            | 0934-0629          | 0934-0625           | 0934-0634                       | 0935-1022           | -                    | 0934-0636                       | 0934-6934             | -                  |
| WR250 91-97             | -                  | -                   | -                               | M822117             | M817643              | -                               | -                     | -                  |
| WR250F 01-02            | M810671            | M808671             | 0934-1484                       | M822175             | M817691              | -                               | M817692               | 0934-1468          |
| WR250F 03-13            | M810671            | -                   | 0934-1485                       | M822175             | M817691              | -                               | -                     | 0934-1468          |
| WR250F 15-19            | 0934-4775          | 0934-4786           | 0934-4797                       | 0935-0839           | 0934-6141            | 0934-6140                       | 0934-6142             | 0934-6185          |
| WR250F 20-23            | 0934-6583          | -                   | 0934-6452                       | 0935-1055           | 0934-6589            | 0934-6590                       | 0934-6591             | 0934-6185          |
| WR250R DUAL SPORT 08-20 | 0934-4776          | 0934-6926           | 0934-6928                       | -                   | 0934-6939            | 0934-6939                       | 0934-6938             | 0934-6943          |
| WR250X SUPERMOTO 08-11  | 0934-4776          | 0934-6926           | 0934-6928                       | -                   | 0934-6939            | 0934-6939                       | 0934-6938             | 0934-6943          |
| XT250 08-23             | 0934-1705          | -                   | 0934-1707                       | -                   | -                    | 0934-1709                       | 0934-6936             | -                  |
| YZ250 83-85             | M810660            | -                   | -                               | -                   | -                    | -                               | -                     | 0934-6943          |
| YZ250 86                | M810661            | -                   | -                               | -                   | -                    | -                               | -                     | -                  |
| YZ250 87                | M810661            | -                   | -                               | -                   | -                    | -                               | -                     | -                  |
| YZ250 88                | M810662            | M808662             | M811662                         | M822117             | -                    | -                               | -                     | -                  |
| YZ250 89                | M810662            | M808662             | M811662                         | M822117             | -                    | -                               | -                     | -                  |
| YZ250 90-91             | M810663            | -                   | M811663                         | M822117             | M817643              | -                               | -                     | -                  |
| YZ250 92-94             | M810664            | M808664             | M811664                         | M822117             | M817643              | -                               | -                     | -                  |
| YZ250 95-96             | M810665            | M808665             | M811665                         | M822117             | M817643              | -                               | -                     | -                  |
| YZ250 97                | M810666            | M808666             | M811666                         | M822117             | M817643              | -                               | -                     | -                  |
| YZ250 98                | M810666            | M808666             | M811667                         | -                   | M817643              | -                               | -                     | -                  |
| YZ250 99-00             | M810668            | M808668             | M811668                         | M822122             | M817685              | -                               | M817675               | -                  |
| YZ250 01                | 0934-1516          | 0934-1517           | M811669                         | -                   | M817685              | -                               | M817675               | -                  |
| YZ250 02-23             | M810670            | M808670             | M811670                         | 0935-0113           | M817685              | 0934-6942                       | M817675               | -                  |
| YZ250F 01-13            | M810671            | M808671             | 0934-1484                       | M822175             | M817691              | -                               | M817692               | 0934-1468          |
| YZ250F 14-18            | 0934-4775          | 0934-4786           | 0934-4797                       | 0935-0839           | 0934-6141            | 0934-6140                       | 0934-6142             | 0934-6185          |
| YZ250F 19-23            | 0934-6583          | 0934-7200           | 0934-6452                       | 0935-1055           | 0934-6589            | 0934-6590                       | 0934-6591             | 0934-6185          |
| YZ250FX 15-19           | 0934-4775          | 0934-4786           | 0934-4797                       | 0935-0839           | 0934-6141            | 0934-6140                       | 0934-6142             | 0934-6185          |
| YZ250FX 20-21           | 0934-6583          | 0934-7200           | 0934-6452                       | 0935-1055           | 0934-6589            | 0934-6590                       | 0934-6142             | 0934-6185          |
| YZ250FX 22-23           | 0934-6583          | -                   | -                               | 0935-1055           | 0934-6589            | 0934-7468                       | 0934-6591             | 0934-6185          |
| YZ250X 16-23            | M810670            | M808670             | M811670                         | 0935-0113           | M817685              | 0934-6942                       | M817675               | -                  |
| WR400F 98-99            | M810675            | M808675             | 0934-1486                       | -                   | -                    | -                               | M816004               | 0934-1467          |
| WR400F 00               | M810676            | M808676             | 0934-1487                       | -                   | M817690              | -                               | M816004               | 0934-1467          |
| YZ400F 98-99            | M810675            | M808675             | 0934-1486                       | -                   | -                    | -                               | M816004               | 0934-1467          |
| WR426F 01-02            | M810676            | M808676             | 0934-1487                       | -                   | M817690              | -                               | M816004               | 0934-1467          |
| YZ426F 00-02            | M810676            | M808676             | 0934-1487                       | -                   | M817690              | -                               | M816004               | 0934-1467          |
| WR450F 03-06            | 0934-0081          | -                   | 0934-1488                       | 0934-0339           | 0934-0580            | 0934-1410                       | -                     | 0934-1469          |
| WR450F 07-15            | 0934-1005          | 0934-6103           | 0934-1490                       | 0934-0339           | 0934-0580            | 0934-6160                       | 0934-1006             | 0934-1470          |
| WR450F 16-18            | 0934-5998          | 0934-5997           | 0934-5999                       | -                   | 0934-6180            | 0934-6138                       | 0934-6143             | 0934-6181          |
| WR450R 19-20            | 0934-6110          | 0934-6104           | 0934-6113                       | -                   | 0934-6180            | 0934-6171                       | 0934-6170             | 0934-6181          |
| WR450F 21-23            | 0934-6927          | 0934-6104           | 0934-6113                       | -                   | 0934-6180            | 0934-6171                       | 0934-6170             | -                  |
| YZ450F 03-05            | 0934-0081          | 0934-0335           | 0934-1489                       | 0934-0339           | 0934-0580            | 0934-1410                       | 0934-6940             | 0934-1469          |
| YZ450F 06-09            | 0934-1005          | 0934-6103           | 0934-1490                       | 0934-0339           | 0934-0580            | 0934-1410                       | 0934-1006             | 0934-1470          |
| YZ450F 07-09            | 0934-1005          | 0934-6103           | 0934-1490                       | 0934-0339           | 0934-0580            | 0934-6160                       | 0934-1006             | 0934-1470          |
| YZ450F 10-13            | 0934-2208          | 0934-2204           | 0934-2212                       | 0934-0339           | 0934-6180            | 0934-6134                       | -                     | 0934-6181          |
| YZ450F 14-17            | 0934-5998          | 0934-5997           | 0934-5999                       | -                   | 0934-6180            | 0934-6138                       | 0934-6143             | 0934-6181          |
| YZ450F 18-19            | 0934-6110          | 0934-6104           | 0934-6113                       | -                   | 0934-6180            | 0934-6171                       | 0934-6170             | 0934-6181          |
| YZ450F 20-22            | 0934-6927          | 0934-6924           | 0934-6113                       | -                   | 0934-6180            | 0934-6171                       | 0934-6170             | -                  |
| YZ450FX 16-18           | 0934-5998          | 0934-5997           | 0934-5999                       | -                   | 0934-6180            | 0934-6138                       | 0934-6143             | 0934-6181          |
| YZ450FX 19-20           | 0934-6110          | 0934-6104           | 0934-6113                       | -                   | 0934-6180            | 0934-6171                       | 0934-6170             | 0934-6181          |
| YZ450FX 21-23           | 0934-6927          | 0934-6104           | 0934-6113                       | -                   | 0934-6180            | 0934-6171                       | 0934-6170             | -                  |
| YZ490 82-83             | M810680            | -                   | -                               | -                   | -                    | -                               | -                     | -                  |
| YZ490 84-90             | M810683            | -                   | -                               | -                   | -                    | -                               | -                     | -                  |
| WR500 92-93             | M810684            | -                   | -                               | -                   | -                    | -                               | -                     | -                  |

APPAREL

HELMETS & GOGGLES

RIDER ARMOR

OUTERWEAR

YOUTH

LUGGAGE & PACKS

BIKE BODY

BIKE CONTROLS

BIKE SUSPENSION

BIKE BRAKING

BIKE DRIVE

BIKE BEARINGS

BIKE ENGINE

BIKE ELECTRICAL

BIKE EXHAUST

BIKE WHEELS

BICYCLE

GARAGE & PROMO

SIZING CHART

**WATER PUMP REBUILD KITS**

**\$28<sup>95</sup> - \$77<sup>95</sup>**

- Includes every gasket, o-ring, bearing and seal required to rebuild a water pump
- Typical kits include: bearings, rubber seals, mechanical water pump seal, side cover gasket, water pump gasket, snap rings located on water pump shaft and copper drain washers



**WATER PUMP REBUILD KIT**

| MAKE/MODEL/YEAR         | PART #    |
|-------------------------|-----------|
| <b>GAS GAS</b>          |           |
| MC 50 21-23             | 0934-5203 |
| MC 65 21-23             | 0934-5204 |
| MC 85 19/16 WHEEL 21-23 | 0934-6694 |
| MC125 21-23             | 0934-5211 |
| EX250F 21-23            | 0934-5212 |
| MC250F 21-23            | 0934-5212 |
| EX350F 21-22            | 0934-5212 |
| EX450F 21-23            | 0934-5908 |
| MC450F 21-23            | 0934-5908 |
| <b>HONDA</b>            |           |
| CR80R 85-02             | 0934-5178 |
| CR80RB 96-02            | 0934-5178 |
| CR85R/RB 03-07          | 0934-5178 |
| CR125R 84-86            | 0934-5180 |
| CR125R 87-89            | 0934-5181 |
| CR125R 90-04            | 0934-5182 |
| CR125R 05-07            | 0934-5183 |
| CRF150R/RB 07-23        | 0934-5179 |
| CR250R 92-01            | 0934-5184 |
| CR250R 02-07            | 0934-5186 |
| CRF250R 04-09           | 0934-5185 |
| CRF250R 10-17           | 0934-5191 |
| CRF250X 04-17           | 0934-5185 |
| CRF250R 18-22           | 0934-6543 |
| CRF250 RX 19-22         | 0934-6543 |
| CRF450R 02-08           | 0934-5189 |
| CRF450R 09-16           | 0934-5190 |
| CRF450R 17-18           | 0934-5910 |
| CRF450R 19-23           | 0934-6693 |
| CRF450 RL 21-23         | 0934-6693 |
| CRF450RWE 19-23         | 0934-6693 |
| CRF450RX 21-23          | 0934-6693 |
| CRF450X 05-17           | 0934-5188 |
| CRF450X 19-23           | 0934-6693 |
| CR500R 85-01            | 0934-5187 |
| <b>HUSABERG</b>         |           |
| TE250 11-14             | 0934-5201 |
| TE300 11-14             | 0934-5201 |
| <b>HUSQVARNA</b>        |           |
| TC 50 18-23             | 0934-5203 |
| TC 65 18-23             | 0934-5204 |
| TC 85 14-17             | 0934-5200 |
| TC 85 19-23             | 0934-6694 |
| TC 85 BW 19-23          | 0934-6694 |
| TC 125 14-15            | 0934-5197 |
| TC 125 16-22            | 0934-5211 |
| TE 125 15-16            | 0934-5197 |
| TE 150 17-23            | 0934-5211 |
| TE 150 I 20-22          | 0934-5211 |
| FC 250 14-15            | 0934-5208 |
| FC 250 16-22            | 0934-5212 |
| FC 250 (EURO) 15        | 0934-5208 |
| FE 250 14-16            | 0934-5208 |
| FE 250 17-19            | 0934-5909 |
| TC250 14-16             | 0934-5201 |
| TC250 17-19             | 0934-5270 |
| TE250 14-16             | 0934-5201 |
| TE250 17-18             | 0934-5270 |

**WATER PUMP REBUILD KIT (CON'T)**

| MAKE/MODEL/YEAR              | PART #    |
|------------------------------|-----------|
| <b>HUSQVARNA (CON'T)</b>     |           |
| TE250 EFI 18-19              | 0934-5270 |
| TE 300 14-16                 | 0934-5201 |
| TE 300 17-18                 | 0934-5270 |
| TE300 TPI 19                 | 0934-5270 |
| TX 300 17-18                 | 0934-5270 |
| FC 350 14-15                 | 0934-5208 |
| FC 350 16-22                 | 0934-5212 |
| FE 350 14-16                 | 0934-5205 |
| FE 350 17-18                 | 0934-5270 |
| FE 350S 15-16                | 0934-5205 |
| FE 350 S 20-22               | 0934-5212 |
| FE350 19-22                  | 0934-5212 |
| FX 350 17-22                 | 0934-5212 |
| FC 450 14-15                 | 0934-5210 |
| FC 450 16-22                 | 0934-5908 |
| FC 450 (EURO) 15             | 0934-5210 |
| FC 450 ROCKSTAR EDITION 18-2 | 0934-5908 |
| FE 450 14-17                 | 0934-5210 |
| FE 450 18-19                 | 0934-6542 |
| FE 450 20-21                 | 0934-5908 |
| FR 450 RALLY 20-21           | 0934-5908 |
| FS 450 18-21                 | 0934-5908 |
| FX 450 17-22                 | 0934-5908 |
| FE 501 14-15                 | 0934-5207 |
| FE 501 16                    | 0934-5269 |
| FE 501 17-18                 | 0934-5908 |
| FE501 17-19                  | 0934-6542 |
| FE501 20-23                  | 0934-5908 |
| FE 501S 15                   | 0934-5207 |
| FE 501S 16                   | 0934-5269 |
| FS 501 S 20-23               | 0934-5908 |
| <b>KAWASAKI</b>              |           |
| KX60 85-03                   | 0934-5213 |
| KX65 00-05                   | 0934-5214 |
| KX65 06-23                   | 0934-5215 |
| KX80 86-00                   | 0934-5233 |
| KX80 BIG WHEEL 92-94         | 0934-5233 |
| KX85 01-23                   | 0934-5233 |
| KX85 BIG WHEEL 01-18         | 0934-5233 |
| KX100 95-21                  | 0934-5233 |
| KX112 22-23                  | 0934-5233 |
| KX125 88-91                  | 0934-5216 |
| KX125 92-94                  | 0934-5217 |
| KX125 95-02                  | 0934-5218 |
| KX125 03-05                  | 0934-5219 |
| KDX200 89-94                 | 0934-5220 |
| KDX200 95-06                 | 0934-5221 |
| KDX220 97-05                 | 0934-5221 |
| KDX250 91-94                 | 0934-5223 |
| KLR250 85-05                 | 0934-5224 |
| KLX250R 94-96                | 0934-5225 |
| KLX250S 06-14                | 0934-5225 |
| KLX250SF 09-10               | 0934-5225 |
| KX250 88-91                  | 0934-5223 |
| KX250 92-96                  | 0934-5230 |
| KX250 97-04                  | 0934-5222 |
| KX250 05-07                  | 0934-5227 |
| KX250F 04-08                 | 0934-5226 |

**WATER PUMP REBUILD KIT (CON'T)**

| MAKE/MODEL/YEAR                    | PART #    |
|------------------------------------|-----------|
| <b>KAWASAKI (CON'T)</b>            |           |
| KX250F 09-16                       | 0934-5231 |
| KX250F 17-20                       | 0934-6001 |
| KX 250 21-23                       | 821006    |
| KX 250X 21-23                      | 821006    |
| KLX300(R) 97-07                    | 0934-5225 |
| KLX400R 03-04                      | 0934-5245 |
| KLX400SR 03-04                     | 0934-5245 |
| KLX450R 08-09                      | 0934-5228 |
| KX450F 06-08                       | 0934-5228 |
| KX450F 09-15                       | 0934-5232 |
| KX450F 16-18                       | 0934-5234 |
| KX450 19-23                        | 8210026   |
| KX450X 21-23                       | 8210026   |
| KX450 SR 22-23                     | 8210026   |
| KX500 88-04                        | 0934-5229 |
| <b>KTM</b>                         |           |
| 50 SX 06-08                        | 0934-5194 |
| 50 SX 09-14                        | 0934-5203 |
| 50 SX 15-22                        | 0934-5203 |
| 50 SXs 12-14                       | 0934-5203 |
| SX 50 MINI 09-23                   | 0934-5203 |
| SX PRO JR 50 02-09                 | 0934-5194 |
| SX PRO SR 50 02-05                 | 0934-5194 |
| SX 65 98-08                        | 0934-5192 |
| SX 65 09-23                        | 0934-5204 |
| SXS 65 13-14                       | 0934-5204 |
| XC 65 08                           | 0934-5192 |
| XC 65 09                           | 0934-5204 |
| SX 85 03-17                        | 0934-5200 |
| SX 85 18-23                        | 0934-6694 |
| SX 85 BW 18-23                     | 0934-6694 |
| SXS 85 13-14                       | 0934-5200 |
| XC 85 08-09                        | 0934-5200 |
| SX 105 06-11                       | 0934-5200 |
| XC 105 08-09                       | 0934-5200 |
| EXC 125 98-06                      | 0934-5197 |
| SX 125 98-15                       | 0934-5197 |
| SX 125 16-22                       | 0934-5211 |
| XC125 21-22                        | 0934-5211 |
| SX 144 07-08                       | 0934-5197 |
| SX 150 09-15                       | 0934-5197 |
| SX 150 16-22                       | 0934-5211 |
| XC 150 10-14                       | 0934-5197 |
| XC-W 150 17-19                     | 0934-5211 |
| XC-W 150 TPI 20-23                 | 0934-5211 |
| EGS 200 98-99                      | 0934-5197 |
| EXC 200 98-05                      | 0934-5197 |
| SX 200 00-04                       | 0934-5197 |
| XC 200 06-09                       | 0934-5197 |
| XC-W 200 06-16                     | 0934-5197 |
| EXC 250 94-03                      | 0934-5198 |
| EXC 250 04-05                      | 0934-5201 |
| EXC-F 250 17-19                    | 0934-5909 |
| EXC-G 250 RACING 02-05             | 0934-5196 |
| FREERIDE 250 R 15-17               | 0934-5201 |
| MXC 250 00-01                      | 0934-5197 |
| SX 250 94-02                       | 0934-5198 |
| SX 250 03-16                       | 0934-5201 |
| SX 250 17-20                       | 0934-5270 |
| SX-F 250 05-12                     | 0934-5199 |
| SX-F 250 13-15                     | 0934-5208 |
| SX-F 250 16-22                     | 0934-5212 |
| <b>250 SX-F FACTORY EDITION 15</b> |           |
| SXS 250 01                         | 0934-5198 |
| SXS 250 03-04                      | 0934-5201 |
| XC 250 06-16                       | 0934-5201 |
| XC 250 17-18                       | 0934-5270 |
| XC-F 250 07-09                     | 0934-5199 |
| XC-F 250 11-12                     | 0934-5199 |
| XC-F 250 13-15                     | 0934-5208 |
| XC-F 250 16-22                     | 0934-5212 |
| XC-F 250 16-22                     | 0934-5212 |
| XC-FW 250 06-13                    | 0934-5199 |
| XC-FW 250 14-16                    | 0934-5205 |
| XC-W 250 06-16                     | 0934-5201 |
| XC-W 250 17-18                     | 0934-5270 |

**WATER PUMP REBUILD KIT (CON'T)**

| MAKE/MODEL/YEAR                       | PART #    |
|---------------------------------------|-----------|
| <b>KTM (CON'T)</b>                    |           |
| XC-W 250 TPI 18-19                    | 0934-5270 |
| EXC 300 94-03                         | 0934-5198 |
| EXC 300 04-05                         | 0934-5201 |
| MXC 300 94-03                         | 0934-5198 |
| MXC 300 04-05                         | 0934-5201 |
| SX 300 94                             | 0934-5198 |
| XC 300 06-16                          | 0934-5201 |
| XC 300 17-19                          | 0934-5270 |
| XC-W 300 06-16                        | 0934-5201 |
| XC-W 300 17-18                        | 0934-5270 |
| XC-W 300 TPI 19-20                    | 0934-5270 |
| XC-W 300 SIX DAYS 15-16               | 0934-5201 |
| XC-W 300 SIX DAYS 17-18               | 0934-5270 |
| EXC-F 350 12-16                       | 0934-5205 |
| EXC-F 350 17-19                       | 0934-5909 |
| EXC-F 350 20-22                       | 0934-5212 |
| SX-F 350 11-12                        | 0934-5205 |
| SX-F 350 13-15                        | 0934-5208 |
| SX-F 350 16-22                        | 0934-5212 |
| XC-F 350 11-12                        | 0934-5205 |
| XC-F 350 13-15                        | 0934-5208 |
| XC-F 350 16-22                        | 0934-5212 |
| XC-FW 350 12-15                       | 0934-5205 |
| XC-FW 350 20-22                       | 0934-5212 |
| XC-FW 350 SIX DAYS 15                 | 0934-5205 |
| EXC 360 96-97                         | 0934-5198 |
| MXC 360 96-97                         | 0934-5198 |
| SX 360 96-97                          | 0934-5198 |
| EXC 380 98-02                         | 0934-5198 |
| MXC 380 98-01                         | 0934-5198 |
| SX 380 98-02                          | 0934-5198 |
| EXC 400 00-02                         | 0934-5196 |
| EXC-G 400 04-06                       | 0934-5196 |
| MXC 400 01-02                         | 0934-5196 |
| SX 400 98-02                          | 0934-5196 |
| XC-W 400 07                           | 0934-5196 |
| XC-W 400 09-10                        | 0934-5206 |
| EXC 450 03-04                         | 0934-5196 |
| EXC 450 07                            | 0934-5196 |
| EXC 450 09-11                         | 0934-5206 |
| EXC-G 450 03-06                       | 0934-5196 |
| EXC-R 450 08                          | 0934-5206 |
| MXC-G 450 03-04                       | 0934-5196 |
| MXC-G 450 05-05                       | 0934-5196 |
| SMR 450 05-07                         | 0934-5196 |
| SMS 450 04                            | 0934-5196 |
| SMR 450 21                            | 0934-5908 |
| SX 450 03-06                          | 0934-5196 |
| SX-F 450 07-12                        | 0934-6000 |
| SX-F 450 13                           | 0934-5269 |
| SX-F 450 14-15                        | 0934-5210 |
| SX-F 450 16-22                        | 0934-5908 |
| <b>SX-F 450 FACTORY EDITION 18-22</b> |           |
| XC 450 04-07                          | 0934-5196 |
| XC-W 450 SIX DAYS 10                  | 0934-5206 |
| XC-F 450 08-09                        | 0934-6000 |
| XC-F 450 13-14                        | 0934-5269 |
| XC-F 450 15                           | 0934-5210 |
| XC-F 450 16-22                        | 0934-5908 |
| XCR-W 450 08                          | 0934-5206 |
| XC-W 450 07                           | 0934-5196 |
| XC-W 450 08-11                        | 0934-5206 |
| XC-W 450 12-13                        | 0934-5207 |
| XC-W 450 14-16                        | 0934-5269 |
| EXC 500 12-15                         | 0934-5207 |
| EXC 500 16                            | 0934-5269 |
| EXC 500 SIX DAYS 16                   | 0934-5269 |
| EXC-F 500 20-23                       | 0934-5908 |
| EXC-F 500 SIX DAYS 20-23              | 0934-5908 |
| XC-FW 500 21-23                       | 0934-5908 |
| XC-W 500 12-15                        | 0934-5207 |

**WATER PUMP REBUILD KIT (CON'T)**

| MAKE/MODEL/YEAR    | PART #    |
|--------------------|-----------|
| <b>KTM (CON'T)</b> |           |
| XC-W 500 16        | 0934-5269 |
| XC-F500 17-20      | 0934-6542 |
| SX-F 505 08        | 0934-5202 |
| XC-F 505 08-09     | 0934-5202 |
| EXC 520 00-02      | 0934-5196 |
| MXC 520 01-02      | 0934-5196 |
| SX 520 00-02       | 0934-5196 |
| EXC 525 03-07      | 0934-5196 |
| MXC-6 525 03-05    | 0934-5196 |
| SX 525 03-06       | 0934-5196 |
| XC 525 06-07       | 0934-5196 |
| XC-W 525 07        | 0934-5196 |
| EXC 530 09-11      | 0934-5206 |
| EXC-R 530 08       | 0934-5206 |
| XCR-W 530 08       | 0934-5206 |
| XC-W 530 09-11     | 0934-5206 |
| <b>SUZUKI</b>      |           |
| RM60 03            | 0934-5213 |
| RM65 03-05         | 0934-5214 |
| RM80 91-01         | 0934-5235 |
| RM85 02-22         | 0934-5236 |
| RM85L 03-16        | 0934-5236 |

**WATER PUMP REBUILD KIT (CON'T)**

| MAKE/MODEL/YEAR       | PART #    |
|-----------------------|-----------|
| <b>SUZUKI (CON'T)</b> |           |
| RM100 03              | 0934-5233 |
| RM125 90-91           | 0934-5237 |
| RM125 92-97           | 0934-5238 |
| RM125 01-03           | 0934-5239 |
| RM125 04-08           | 0934-5240 |
| RM250 90-93           | 0934-5242 |
| RM250 94-95           | 0934-5244 |
| RM250 01              | 0934-5246 |
| RM250 02              | 0934-5246 |
| RM250 03-08           | 0934-5248 |
| RMX250 90-99          | 0934-5243 |
| RMZ250 04-06          | 0934-5226 |
| RMZ250 07-16          | 0934-5241 |
| RMZ 250 16-22         |           |
| DRZ400E 00-07         | 0934-5245 |
| DRZ400K 00-20         | 0934-5245 |
| DRZ400S 00-22         | 0934-5245 |
| DRZ400SM 05-22        | 0934-5245 |
| RMX450 10-11          | 0934-5249 |
| RMX450Z 17            | 0934-5249 |
| RMZ450 05-07          | 0934-5247 |
| RMZ450 08-18          | 0934-5249 |

**WATER PUMP REBUILD KIT (CON'T)**

| MAKE/MODEL/YEAR       | PART #    |
|-----------------------|-----------|
| <b>SUZUKI (CON'T)</b> |           |
| RMZ 450 19-22         | 0934-5249 |
| <b>YAMAHA</b>         |           |
| YZ 65 18-23           | 8210008   |
| YZ80 83-92            | 0934-5250 |
| YZ80 93-01            | 0934-5251 |
| YZ85 02-20            | 0934-5252 |
| YZ85 19-23            | 8210008   |
| YZ85 LW 22-23         | 8210008   |
| YZ125 86-93           | 0934-5253 |
| YZ125 94-97           | 0934-5254 |
| YZ125 98-04           | 0934-5255 |
| YZ125 05-21           | 0934-5256 |
| YZ125 22-23           | 0934-5256 |
| YZ125X 20-23          | 0934-5256 |
| WR250F 01-13          | 0934-5263 |
| WR250F 15-19          | 0934-5267 |
| YZ250 83-87           | 0934-5257 |
| YZ250 88-97           | 0934-5258 |
| YZ250 98              | 0934-5259 |
| YZ250 99-23           | 0934-5260 |
| YZ250F 01-13          | 0934-5261 |
| YZ250F 14-18          | 0934-5267 |

**WATER PUMP REBUILD KIT (CON'T)**

| MAKE/MODEL/YEAR       | PART #    |
|-----------------------|-----------|
| <b>YAMAHA (CON'T)</b> |           |
| YZ250F 19-23          | 0934-6695 |
| YZ250FX 15-19         | 0934-5267 |
| YZ250FX 20-21         | 0934-6695 |
| YZ250X 16-23          | 0934-5260 |
| WR400F 98-00          | 0934-5262 |
| YZ400F 98-99          | 0934-5262 |
| WR426F 01-02          | 0934-5262 |
| YZ426F 00-02          | 0934-5262 |
| WR450F 03-06          | 0934-5264 |
| WR450F 07-15          | 0934-5265 |
| WR450F 16-18          | 0934-5268 |
| WR450F 19-23          | 0934-6696 |
| YZ450F 03-05          | 0934-5264 |
| YZ450F 06-09          | 0934-5265 |
| YZ450F 07-09          | 0934-5265 |
| YZ450F 10-13          | 0934-5266 |
| YZ450F 14-17          | 0934-5268 |
| YZ450F 19-22          | 0934-6696 |
| YZ450FX 16-18         | 0934-5268 |
| YZ450FX 19-23         | 0934-6696 |

**WATER PUMP COVERS**

- Made from Machined 6061 Billet Aluminum for that factory racing look
- Provides added durability over the stock cast OEM covers
- Uses stock impeller to reduce overall cost of other expensive aftermarket covers
- Comes with OEM type gasket and brass washer drain-plug for quick and easy installation
- Can be used with all OEM radiator hoses and clamps

**\$84<sup>95</sup> - \$110<sup>95</sup>**

**IGNITION COVER**
**\$152<sup>95</sup> - 384<sup>95</sup>**

**WATER PUMP COVERS**

| MAKE/MODEL/YEAR      | PART #    |
|----------------------|-----------|
| <b>BETA</b>          |           |
| 125 RR 21            | 0940-1935 |
| BETA 250RR 13-22     | 0940-1935 |
| BETA 300RR 13-22     | 0940-1935 |
| XC-250 18-19         | 0934-1934 |
| XC 300 18-19         | 0934-1934 |
| 250 X-TRAINER 17-22  | 0940-1935 |
| 300 X-TRAINER 15-22  | 0940-1935 |
| <b>GAS GAS</b>       |           |
| MC 125 21-23         | 0940-1932 |
| EC200/250/300 18-20  | 0940-1934 |
| XC200 /250/300 18-20 | 0940-1934 |
| MC 250F 21-23        | 0940-1931 |
| MC 350F 21-23        | 0940-1931 |
| MC 450F 21-23        | 0940-1930 |
| EC 250F 21-23        | 0940-1931 |
| EC 350F 21-23        | 0940-1931 |
| EX 250F 21-23        | 0940-1931 |
| EX 350F 21-23        | 0940-1931 |
| EX 450F 21-23        | 0940-1930 |
| <b>HUSQVARNA</b>     |           |
| FC450 16-23          | 0940-1930 |
| FE501 17-23          | 0940-1930 |
| FX450 17-23          | 0940-1930 |
| FS450 16-22          | 0940-1930 |
| FC250/350 16-22      | 0940-1931 |
| FE250 / 350 17-23    | 0940-1931 |
| FE450 17-23          | 0940-1931 |
| FX350 17-22          | 0940-1931 |
| TC125 16-22          | 0940-1932 |
| TE 150 I 20-22       | 0940-1932 |
| TX 125 17-19         | 0940-1932 |

**WATER PUMP COVERS (CON'T)**

| MAKE/MODEL/YEAR                        | PART #    |
|--|-----------|
| <b>KTM</b>                             |           |
| SX 125 16-22                           | 0940-1932 |
| KTM 150 EXC TPI 20-22                  | 0940-1932 |
| 125/150 SX 16-22                       | 0940-1932 |
| 125 -150 XC-W 17-19                    | 0940-1932 |
| 150 XC-W TPI 20-22                     | 0940-1932 |
| 250 SX-F 16-22                         | 0940-1931 |
| 350 SX-F 16-22                         | 0940-1931 |
| 450 SX-F 16-22                         | 0940-1930 |
| EXC-F 250 17-23                        | 0940-1931 |
| EXC-F 350 17-23                        | 0940-1931 |
| 450EXC-F 17-23                         | 0940-1930 |
| 450XC-F 16-23                          | 0940-1930 |
| 500 EXC -F 17-23                       | 0940-1930 |
| 250EXC-F 17-23                         | 0940-1931 |
| 250 XC-F 16-22                         | 0940-1931 |
| 350 EXC-F 17-23                        | 0940-1931 |
| 350 XC-F 16-23                         | 0940-1931 |
| XCF-W 350 20-23                        | 0940-1931 |
| 500 XCF-W 20-23                        | 0940-1930 |
| 500 EXC-F 17-23                        | 0940-1930 |
| <b>SHERCO</b>                          |           |
| SHERCO ENDURO 250/300 SE FACTORY 14-22 | 0940-1933 |
| SHERCO 250-300 RACING 14-22            | 0940-1933 |
| SHERCO 250-300 SE SIX DAYS 14-22       | 0940-1933 |

- Made from machined bullet aircraft quality aluminum for added strength
- Stronger than OEM covers
- Dissipates heat better than OEM cover
- Hard coated finish for long lasting durability

| MAKE/MODEL/YEAR    | PART #    |
|--------------------|-----------|
| <b>HUSQVARNA</b>   |           |
| TC 85 18-20        | 0940-1870 |
| 450 FC 18-22       | 0940-1869 |
| 450 FS 15          | 0940-1869 |
| 450 FC/FX/FS 16-19 | 0940-1870 |
| FC450 16-22        | 0940-1870 |
| 450 FS 17-23       | 0940-1870 |
| 450 FX 19-22       | 0940-1870 |
| <b>KAWASAKI</b>    |           |
| KX-250F 17-19      | 0940-1944 |
| KX 250 19-20       | 0940-1944 |
| KX 450 19-23       | 0940-1975 |
| <b>KTM</b>         |           |
| SX-F 450 16-22     | 0940-1870 |
| XC-F 450 16-22     | 0940-1870 |
| SMR 450 21-22      | 0940-1870 |
| <b>YAMAHA</b>      |           |
| YZ 250 06-23       | 0940-1868 |
| YZ 250X 16-22      | 0940-1868 |
| YZ450 F 18-22      | 0940-1867 |
| YZ 450 FX 19-23    | 0940-1867 |
| WR 450 F 19-23     | 0940-1867 |

APPAREL

HELMETS &amp; GOGGLES

RIDER ARMOR

OUTERWEAR

YOUTH

LUGGAGE &amp; PACKS

BIKE BODY

BIKE CONTROLS

BIKE SUSPENSION

BIKE BRAKING

BIKE DRIVE

BIKE BEARINGS

BIKE ENGINE

BIKE ELECTRICAL

BIKE EXHAUST

BIKE WHEELS

BICYCLE

GARAGE &amp; PROMO

SIZING CHART



**CLUTCH BASKETS**

**\$185<sup>95</sup> - \$340<sup>95</sup>**

- Improve clutch performance and heat dissipation
- Precision machined from billet T-6 aircraft quality aluminum
- Hard anodized for longer wear resistance than OEM design
- Advanced design allows clutch assembly to spin true, creating less heat when clutch is disengaged
- Some baskets come with kick start gear installed, some include cushions, see application chart
- Made in the USA



**CLUTCH BASKETS**

| MAKE/MODEL/YEAR              | CLUTCH BASKET | CLUTCH BASKET W/CUSHIONS | CLUTCH BASKET W/KICK START GEAR |
|------------------------------|---------------|--------------------------|---------------------------------|
| <b>HONDA</b>                 |               |                          |                                 |
| CR80R 86-04                  | 1132-0024     | -                        | -                               |
| CR85R 03-07                  | 1132-0024     | -                        | -                               |
| CR125R 00-07                 | 1132-0039     | 1132-0119                | -                               |
| CRF150R 07-11                | -             | -                        | -                               |
| CR250R 92-01                 | -             | 1132-0563                | -                               |
| CR250R 02-07                 | -             | 1132-0563                | -                               |
| CRF250R 04-09                | 1132-0039     | 1132-0119                | -                               |
| CRF250R 10-17                | -             | -                        | 1132-0618                       |
| CRF250R 18-21                | 1132-1221     | 1132-1366                | -                               |
| CRF250RX 19-21               | -             | 1132-1366                | -                               |
| CRF250X 04-09                | 1132-0039     | 1132-0119                | -                               |
| CRF450R 02-07                | -             | 1132-0563                | -                               |
| CRF450R 02-12                | -             | -                        | -                               |
| CRF450R 17-20                | -             | -                        | 1132-1367                       |
| CRF450R/WE 19-20             | -             | -                        | 1132-1367                       |
| CRF450R/WE 21-24             | -             | 1132-1581                | -                               |
| CRF450X 19-24 / L 19-20      | -             | -                        | 1132-1371                       |
| CRF450RL 21-24               | -             | -                        | 1132-1371                       |
| CRF450X 05-09, 12-16         | -             | 1132-0563                | -                               |
| <b>HUSQVARNA</b>             |               |                          |                                 |
| 125-150 TC/TX/TE 15-18       | -             | -                        | 1132-1125                       |
| <b>KAWASAKI</b>              |               |                          |                                 |
| KX80 98-00                   | 1132-0032     | -                        | -                               |
| KX85 01-24                   | 1132-0032     | -                        | -                               |
| KX100 98-21                  | 1132-0032     | -                        | -                               |
| KX112 22-24                  | 1132-0032     | -                        | -                               |
| KX125 94-02                  | -             | 1132-0022                | -                               |
| KX125 03-08                  | -             | -                        | -                               |
| KX250 92-05                  | 1132-0028     | -                        | -                               |
| KX250F 06-20                 | -             | 1132-0121                | -                               |
| KX250 21-24                  | -             | 1132-0121                | -                               |
| KX450F 06-20                 | 1132-1368     | -                        | -                               |
| KX450 21-24                  | -             | 1132-1582                | -                               |
| <b>KTM</b>                   |               |                          |                                 |
| 65SX 99-23                   | 1132-0037     | -                        | -                               |
| 85XC 08-09                   | 1132-0562     | -                        | -                               |
| 85SX 03-17                   | 1132-0562     | -                        | -                               |
| 105SX 03-11                  | 1132-0562     | -                        | -                               |
| 125SX 98-05                  | -             | -                        | 1132-1125                       |
| 125SX 09-18                  | -             | -                        | 1132-1125                       |
| 150SX 09-18                  | -             | -                        | 1132-1125                       |
| 200EXC/E6S/MXC/XC/XC-W 98-06 | -             | -                        | 1132-1125                       |
| 200XC 09-12                  | -             | -                        | 1132-1125                       |
| 200XC-W 09-14                | -             | -                        | 1132-1125                       |
| 250SX 03-10                  | 1132-0051     | -                        | -                               |
| 250EXC 04-05                 | 1132-0051     | -                        | -                               |
| 250SX/EXC/MXC 03             | 1132-0051     | -                        | -                               |
| 250XC 06-12                  | 1132-0051     | -                        | -                               |
| 250XC-W 06-12                | 1132-0051     | -                        | -                               |
| 450SXF 07-11                 | -             | 1132-0175                | -                               |
| 450XC-F 08-11                | -             | 1132-0175                | -                               |
| 505SXF 07-08                 | -             | 1132-0175                | -                               |
| 505XC-F 08-11                | -             | 1132-0175                | -                               |
| <b>SUZUKI</b>                |               |                          |                                 |
| RM85 02-24                   | H075          | -                        | -                               |
| RM125 92-08                  | 1132-0021     | -                        | -                               |
| RM250 96-08                  | 1132-0047     | -                        | -                               |
| RM250 06                     | -             | 1132-0121                | -                               |

**CLUTCH BASKETS (CON'T)**

| MAKE/MODEL/YEAR       | CLUTCH BASKET | CLUTCH BASKET W/CUSHIONS | CLUTCH BASKET W/KICK START GEAR |
|-----------------------|---------------|--------------------------|---------------------------------|
| <b>SUZUKI (CON'T)</b> |               |                          |                                 |
| RMZ250 10-24          | -             | 1132-1370                | -                               |
| RMZ450 15-24          | -             | -                        | -                               |
| <b>YAMAHA</b>         |               |                          |                                 |
| YZ65 18-24            | 1132-0045     | -                        | -                               |
| YZ85 02-24            | 1132-0045     | -                        | -                               |
| YZ125 94-04           | 1132-0025     | -                        | -                               |
| YZ125 05-24           | -             | -                        | 1132-0663                       |
| YZ250 01-24           | -             | -                        | 1132-0026                       |
| YZ250X 16-24          | -             | -                        | 1132-0026                       |
| YZ250F 14-18          | -             | -                        | 1132-1373                       |
| YZ250F19-24           | -             | -                        | 1132-1374                       |
| YZ250FX 21-24         | -             | -                        | 1132-1374                       |
| YZ450F 04-22          | -             | 1132-1375                | -                               |
| YZ450FX 16-23         | -             | 1132-1375                | -                               |
| WR450F 16-23          | -             | 1132-1375                | -                               |
| YZ400F 98-99          | 1132-0033     | -                        | -                               |
| WR400F 98-00          | 1132-0033     | -                        | -                               |
| WR450F 04-09, 11-23   | 1132-0053     | -                        | -                               |
| YZ450F 04-22          | 1132-0053     | -                        | -                               |
| YZ450F 18-22          | -             | 1132-1375                | -                               |
| YZ450FX 19-23         | -             | 1132-1375                | -                               |



## CLUTCH COVER

\$139<sup>95</sup> - \$207<sup>95</sup>



- Made from machined bullet aircraft quality aluminum for added strength
- Stronger than OEM covers
- Dissipates heat better than OEM cover
- Hard coated finish for long lasting durability

| CLUTCH COVER                         |           |
|--------------------------------------|-----------|
| MAKE/MODEL/YEAR                      | PART #    |
| <b>BETA</b>                          |           |
| 4 STROKES RR/RS / XTRAINER 18-22 ALL | 0940-1853 |
| <b>FANTIC</b>                        |           |
| XE 125 21                            | 0940-1862 |
| XX 125 21                            | 0940-1862 |
| ZEF 250 21                           | 0940-1862 |
| <b>GAS GAS</b>                       |           |
| EC 250 21-23                         | 0940-1856 |
| EC 250F 21-23                        | 0940-1854 |
| MC 250 F 21-23                       | 0940-1854 |

| CLUTCH COVER (CON'T)   |           |
|------------------------|-----------|
| MAKE/MODEL/YEAR        | PART #    |
| <b>GAS GAS (CON'T)</b> |           |
| EX 250F 21-23          | 0940-1854 |
| EC 300 21-23           | 0940-1856 |
| EC 350F 21-23          | 0940-1854 |
| MC 350F 22-23          | 0940-1854 |
| EX 350F 21-23          | 0940-1854 |
| MC 450F 21-23          | 0940-1855 |
| EX 450F 21-23          | 0940-1855 |
| <b>HONDA</b>           |           |
| CRF250R 18-23          | 0940-1851 |
| CRF250RX 19-23         | 0940-1851 |
| CRF450R/RX 17-23       | 0940-1852 |
| CRF450X 19-23          | 0940-1852 |
| <b>HUSQVARNA</b>       |           |
| FC 250/350 16-22       | 0940-1854 |
| FX 350 17-22           | 0940-1854 |
| FC450 16-22            | 0940-1855 |
| FX 450 17-22           | 0940-1855 |
| FS 450 16-19           | 0940-1855 |
| TC 250 17-22           | 0940-1856 |
| TE300 17-18, 23        | 0940-1856 |
| TE I 250 18-22         | 0940-1856 |
| TE 300 17-18           | 0940-1856 |
| TE I 300 18-22         | 0940-1856 |
| <b>KAWASAKI</b>        |           |
| KXF 250 07-19          | 0940-1857 |
| KX 250 19-20           | 0940-1857 |
| KX250 21-23            | 0940-2037 |
| KX250X 21-22           | 0940-2037 |
| KX450 F 16-18          | 0940-1858 |
| KX450 19-20            | 0940-1859 |
| <b>KTM</b>             |           |
| XC 250 18-19           | 0940-1856 |
| SX-F 250 16-22         | 0940-1854 |

| CLUTCH COVER (CON'T)   |           |
|------------------------|-----------|
| MAKE/MODEL/YEAR        | PART #    |
| <b>KTM (CON'T)</b>     |           |
| XC-W 250 18            | 0940-1856 |
| XC-F 250 16-21         | 0940-1854 |
| SX-F 350 16-22         | 0940-1854 |
| XC-F 350 16-21         | 0940-1854 |
| XC-FW 350 20           | 0940-1854 |
| SX-F 450 16-22         | 0940-1855 |
| XC-F 450 16-22         | 0940-1855 |
| EXC 450 17-23          | 0940-1855 |
| SX 250 17-22           | 0940-1856 |
| EXC 250 17-18          | 0940-1856 |
| EXC 250 /300 TPI 18-22 | 0940-1856 |
| XC-FW 500 20           | 0940-1855 |
| <b>SUZUKI</b>          |           |
| RMZ 250 08-22          | 0940-1860 |
| RMZ 450 09-22          | 0940-1861 |
| <b>YAMAHA</b>          |           |
| YZ 125 05-22           | 0940-1862 |
| YZ 125X 20-22          | 0940-1862 |
| YZ 250 00-22           | 0940-1863 |
| YZ 250 X 16-22         | 0940-1863 |
| YZ-F 250 14-19         | 0940-1864 |
| WR-F 250 20-22         | 0940-1865 |
| YZ-F 250X 15-19        | 0940-1864 |
| WR-F 250 15-19         | 0940-1864 |
| YZ-F 250 19-22         | 0940-1865 |
| YZ 250 FX 20-22        | 0940-1865 |
| YZ-F 450 10-22         | 0940-1866 |
| WR-F 450 16-22         | 0940-1866 |
| YZ 450FX 16-22         | 0940-1866 |

## MAGNETIC DRAIN PLUGS

\$18<sup>95</sup>



- Prolong engine life and save on costly repairs with an oil plug that picks up metal filings
- Must use washer provided
- Compare with original OEM plug before installing
- Made in the USA

| MAGNETIC DRAIN PLUGS |        |              |                  |
|----------------------|--------|--------------|------------------|
| MAKE/MODEL/YEAR      | PART # | THREAD SPECS | LENGTH OF THREAD |
| <b>HONDA</b>         |        |              |                  |
| XR/Z/CRF50R 79-08    | M0103  | M12X1.5      | 0.500"           |
| CR80 80-04           | M0103  | M12X1.5      | 0.500"           |

| MAGNETIC DRAIN PLUGS (CON'T) |        |              |                  |
|------------------------------|--------|--------------|------------------|
| MAKE/MODEL/YEAR              | PART # | THREAD SPECS | LENGTH OF THREAD |
| <b>HONDA (CON'T)</b>         |        |              |                  |
| XR80 79-00                   | M0103  | M12X1.5      | 0.500"           |
| CRF70/80/100 04-08           | M0103  | M12X1.5      | 0.500"           |
| CR125R 74-04                 | M0103  | M12X1.5      | 0.500"           |
| CR250R 74-06                 | M0103  | M12X1.5      | 0.500"           |
| XR250 79-04                  | M0103  | M12X1.5      | 0.500"           |
| XR350 83-85                  | M0103  | M12X1.5      | 0.500"           |
| XR400 96-04                  | M0103  | M12X1.5      | 0.500"           |
| CR480 82-83                  | M0103  | M12X1.5      | 0.500"           |
| XR500 81-84                  | M0103  | M12X1.5      | 0.500"           |
| CR500 84-01                  | M0103  | M12X1.5      | 0.500"           |
| XR600 94-00                  | M0103  | M12X1.5      | 0.500"           |
| XR650L 93-06                 | M0103  | M12X1.5      | 0.500"           |
| XR650R 00-04                 | M0103  | M12X1.5      | 0.500"           |
| <b>KAWASAKI</b>              |        |              |                  |
| KX65 00-07                   | M0105  | M10X1.5      | 0.500"           |
| KX80/85/100 79-07            | M0105  | M10X1.5      | 0.500"           |
| KLX125/L 04                  | M0105  | M10X1.5      | 0.500"           |
| KX125/250/500 74-07          | M0105  | M10X1.5      | 0.500"           |
| KDX175 80-82                 | M0105  | M10X1.5      | 0.500"           |
| KDX200/220 83-04             | M0105  | M10X1.5      | 0.500"           |
| KX250F 04-07                 | M0105  | M10X1.5      | 0.500"           |

| MAGNETIC DRAIN PLUGS (CON'T) |        |              |                  |
|------------------------------|--------|--------------|------------------|
| MAKE/MODEL/YEAR              | PART # | THREAD SPECS | LENGTH OF THREAD |
| <b>KAWASAKI (CON'T)</b>      |        |              |                  |
| KLX300R 04                   | M0105  | M10X1.5      | 0.500"           |
| <b>SUZUKI</b>                |        |              |                  |
| RM80/85 93-02                | M0101  | M12X1.25     | 0.560"           |
| DR-Z110 04                   | M0105  | M10X1.50     | 0.500"           |
| RM125/250 92-94              | M0101  | M12X1.25     | 0.560"           |
| RM-Z250 04-06                | M0105  | M10X1.50     | 0.500"           |
| RMX250 92-98                 | M0101  | M12X1.25     | 0.560"           |
| DR250 90-92                  | M0102  | M14X1.25     | 0.420"           |
| DR-Z250 04                   | M0105  | M10X1.50     | 0.500"           |
| DR360/650 93-94              | M0102  | M14X1.25     | 0.420"           |
| <b>YAMAHA</b>                |        |              |                  |
| YZ80 82-01                   | M0103  | M12X1.50     | 0.500"           |
| YZ100 76-83                  | M0103  | M12X1.50     | 0.500"           |
| YZ125/250 84-04              | M0103  | M12X1.50     | 0.500"           |
| WR200/250/500 91-97          | M0103  | M12X1.50     | 0.500"           |
| YZ/WR250F/450F 03-05         | M0103  | M10X1.25     | 0.600"           |
| YZ400 76-78                  | M0103  | M12X1.50     | 0.500"           |
| YZ400F/426F 98-02            | M0103  | M12X1.50     | 0.500"           |
| YZ465 80-81                  | M0103  | M12X1.50     | 0.500"           |
| YZ490 82-85                  | M0103  | M12X1.50     | 0.500"           |

APPAREL

HELMETS & GOGGLES

RIDER ARMOR

OUTERWEAR

YOUTH

LUGGAGE & PACKS

BIKE BODY

BIKE CONTROLS

BIKE SUSPENSION

BIKE BRAKING

BIKE DRIVE

BIKE BEARINGS

BIKE ENGINE

BIKE ELECTRICAL

BIKE EXHAUST

BIKE WHEELS


BICYCLE

GARAGE & PROMO

SIZING CHART

**CLUTCH FRICTION PLATES** **\$32<sup>95</sup> - \$149<sup>95</sup>**

- DP manufactures these with heat resistant friction material for fade-free performance
- Ready to install, no need to soak in oil
- Designed to ensure ultra smooth power delivery
- Sold in sets



**CLUTCH SPRINGS** **\$7<sup>95</sup> - \$12<sup>95</sup>**

- Precision wound using the finest chrome silicone wire
- Heat-treated and shot peened for maximum life
- Designed for stronger performance without a harder lever pull
- Sold in sets



**STEEL CLUTCH PLATES** **\$17<sup>95</sup> - \$78<sup>95</sup>**

- Made of steel, not aluminum like other clutch drive plates
- Increased weight (3/4 lb) over stock plates adds flywheel effect, aiding starting and traction
- Will not fade or expand like aluminum plates
- 300% longer life than aluminum plates
- Sold in sets



**COMPLETE CLUTCH KITS** **\$106<sup>95</sup> - \$238<sup>95</sup>**

- Designed to outperform OEM or aftermarket clutches
- A one stop shop for all of your clutch components
- Moose Racing® Complete Clutch Kits include friction plates, steel plates, clutch springs, and a clutch cover gasket



| CLUTCH COMPONENTS                      |                        |                |                     |                        |
|--|------------------------|----------------|---------------------|------------------------|
| MAKE/MODEL/YEAR                        | CLUTCH FRICTION PLATES | CLUTCH SPRINGS | STEEL CLUTCH PLATES | COMPLETE CLUTCH KITS   |
| <b>GAS GAS</b>                         |                        |                |                     |                        |
| 200/250/300/400/450 96-20              | 1131-0082              | 1131-0093      | 1131-0891           | -                      |
| MC 65 21-23                            | F70-5500-6             | -              | -                   | 1131-2453              |
| MC 85 21-23                            | -                      | -              | -                   | 1131-3551              |
| MC 85 17/14" WHEELS 21-24 (KIT ONLY)   | -                      | -              | -                   | 1131-3551 <sup>1</sup> |
| MC 85 19/16" WHEELS 21-24 (KIT ONLY)   | -                      | -              | -                   | 1131-3551 <sup>1</sup> |
| MC 125 21-22 (KIT ONLY)                | -                      | -              | -                   | 1131-3543 <sup>1</sup> |
| EC 250 21-23                           | 1131-2195              | -              | 1131-2191           | 1131-2328 <sup>1</sup> |
| EC 250 F 21-23                         | 1131-2195              | -              | 1131-2191           | 1131-2328 <sup>1</sup> |
| EX 250 21-23                           | 1131-0090              | -              | -                   | 1131-3552 <sup>2</sup> |
| MC 250 22-23                           | 1131-2195              | -              | 1131-2191           | 1131-3552 <sup>1</sup> |
| MC 250 F 21-23                         | 1131-0090              | -              | -                   | 1131-3552              |
| EC 300 ENDURO 21-23                    | 1131-2195              | -              | -                   | 1131-2328 <sup>1</sup> |
| EX 300 21-23                           | 1131-2195              | -              | 1131-2191           | 1131-2328 <sup>1</sup> |
| EC 350 F 21-23                         | 1131-2195              | -              | 1131-2191           | 1131-2328              |
| EX 350 F 21-23                         | 1131-0090              | -              | 1131-3104           | 1131-3552 <sup>2</sup> |
| MC 350 F 21-23                         | 1131-0090              | -              | 1131-3104           | 1131-3552 <sup>1</sup> |
| MC 350 F 21-23                         | 1131-2195              | -              | 1131-2191           | 1131-2328 <sup>1</sup> |
| EC 450 F 21-23                         | 1131-2195              | -              | 1131-2191           | 1131-2328              |
| EX 450 F 21-23                         | 1131-2195              | -              | 1131-2191           | 1131-2328 <sup>1</sup> |
| MC 450 F 21-23                         | 1131-2195              | -              | 1131-2191           | 1131-2328 <sup>1</sup> |
| MC 450 F TROY LEE DESIGN 22            | 1131-2195              | -              | 1131-2191           | 1131-2328 <sup>1</sup> |
| RX-F 450 F REPLICA - DAKAR RALLY 23-24 | 1131-2195              | -              | 1131-2191           | 1131-2328 <sup>1</sup> |

**CLUTCH COMPONENTS (CON'T)**

| MAKE/MODEL/YEAR                      | CLUTCH FRICTION PLATES | CLUTCH SPRINGS | STEEL CLUTCH PLATES | COMPLETE CLUTCH KITS   |
|--------------------------------------|------------------------|----------------|---------------------|------------------------|
| <b>HONDA</b>                         |                        |                |                     |                        |
| CR80/85R 86-07                       | -                      | FHDS4-4        | -                   | 1131-1839              |
| CRF/XR80R 83-09                      | F70-5171-3             | FHDS102-4      | M80-7111-2          | -                      |
| CRF/XR100R 83-09                     | -                      | FHDS23-4       | -                   | -                      |
| CR125R 00-03                         | F70-5168-8             | -              | M80-7107            | -                      |
| CR125R 04-07                         | F70-5168-8             | -              | M80-7107            | -                      |
| CRF150F 03-05                        | -                      | -              | -                   | -                      |
| CRF150F 06-17                        | -                      | -              | -                   | 1131-1840              |
| CR250R 85-89                         | -                      | FHDS28-6       | -                   | -                      |
| CR250R 90-91                         | F70-5105               | FHDS32-6       | M80-7104            | -                      |
| CR250R 92-01                         | F70-5105               | FHDS32-6       | M80-7104            | -                      |
| CR250R 02-07                         | F70-5105               | FHDS32-6       | M80-7104            | 1131-1841              |
| CRF250R 04-07                        | -                      | 1131-0098      | 1131-0104           | 1131-1842              |
| CRF250R 08-09                        | 1131-0244              | -              | 1131-0104           | -                      |
| CRF250R 10                           | -                      | -              | 1131-0104           | -                      |
| CRF250R 11-13                        | 1131-0244              | 1131-2189      | 1131-0104           | 1131-2325              |
| CRF250R 14-17                        | 1131-0244              | FHDS149-5      | 1131-0104           | -                      |
| CRF250 R 18-19                       | -                      | FHDS149-5      | 1131-0104           | -                      |
| CRF250 R 20-21                       | -                      | -              | 1131-0104           | 1131-3554              |
| CRF250 RX 19                         | -                      | FHDS149-5      | 1131-0104           | -                      |
| CRF250 RX 20-21                      | -                      | -              | 1131-0104           | 1131-3554              |
| CRF250X 04                           | 1131-0244              | -              | 1131-0104           | -                      |
| CRF250X 05-19                        | 1131-0244              | -              | 1131-0104           | -                      |
| XR250L 91-92                         | F70-5127-6             | FHDS4-4        | M80-7105-5          | -                      |
| XR250R 86-95                         | F70-5127-6             | FHDS4-4        | M80-7105-5          | -                      |
| XR250R 96-04                         | F70-5127-6             | -              | M80-7105-5          | -                      |
| XR350R 83-85                         | F70-5127-6             | FHDS4-4        | M80-7105-5          | -                      |
| XR400R 96-04                         | -                      | FHDS28-6       | -                   | -                      |
| CRF450R 02-03                        | F70-5105               | FHDS32-6       | M80-7104            | -                      |
| CRF450R 04-08                        | F70-5105               | 1131-0097      | M80-7104            | 1131-1844              |
| CRF450R 09-10                        | F70-5105               | -              | M80-7104            | -                      |
| CRF450R 11-12                        | F70-5255-8             | -              | M80-7104            | -                      |
| CRF450R 13                           | F70-5255-8             | -              | M80-7104            | -                      |
| CRF450R 14-16                        | F70-5255-8             | -              | M80-7104            | -                      |
| CRF450R 17-20                        | 1131-3227              | 1131-3229      | 1131-3232           | 1131-3555              |
| CRF450R 21-24                        | -                      | -              | -                   | 1131-3626              |
| CRF450RL 21-24                       | 1131-3227              | 1131-0097      | 1131-3232           | -                      |
| CRF450 R-S 22-24                     | 1131-3229              | 1131-3229      | 1131-3232           | 1131-3555              |
| CRF450RX 17-20                       | 1131-3227              | 1131-3229      | 1131-3232           | 1131-3555              |
| CRF450RX 21-24                       | -                      | -              | -                   | 1131-3626              |
| CRF450RWE 19-20                      | 1131-3227              | 1131-3229      | 1131-3232           | 1131-3555              |
| CRF450RWE 21-24                      | -                      | -              | -                   | 1131-3626              |
| CRF450X 04-17                        | F70-5105               | 1131-0097      | M80-7104            | -                      |
| CRF450X 18-24                        | 1131-3227              | 1131-0097      | 1131-3232           | -                      |
| CR500R 85-89                         | F70-5105               | FHDS28-6       | -                   | -                      |
| CR500R 90-01                         | F70-5105               | FHDS28-6       | M80-7104            | -                      |
| <b>HUSQVARNA</b>                     |                        |                |                     |                        |
| TC 85 17-23                          | F70-5500-6             | 1131-2452      | -                   | 1131-2453              |
| TC 85 17"/14" WHEELS 14-17           | -                      | -              | 1131-0107           | 1131-1861              |
| TC 85 19"/16" WHEELS 14-17           | -                      | -              | 1131-0107           | 1131-1861              |
| TC85 17"/14" WHEELS 18-24 (KIT ONLY) | -                      | -              | -                   | 1131-3551 <sup>1</sup> |
| TC85 19"/16" WHEELS 18-24 (KIT ONLY) | -                      | -              | -                   | 1131-3551 <sup>1</sup> |
| TC 125 14-18                         | -                      | 1131-0764      | 1131-0765           | 1131-1862              |
| TC 125 19-22 (KIT ONLY)              | -                      | -              | -                   | 1131-3543 <sup>1</sup> |
| TX 125 17-18                         | -                      | 1131-0764      | 1131-0765           | 1131-1862              |
| TX 125 19 (KIT ONLY)                 | -                      | -              | -                   | 1131-3543 <sup>1</sup> |
| TE/TE I 150 19-23 (KIT ONLY)         | -                      | -              | -                   | 1131-3543 <sup>1</sup> |
| FC250 19-22                          | 1131-1190              | -              | 1131-3104           | 1131-3552 <sup>1</sup> |
| FE 250 14-23                         | 1131-2195              | -              | 1131-2191           | 1131-2328 <sup>1</sup> |
| TC 250 14-22                         | 1131-2195              | -              | 1131-2191           | 1131-2328 <sup>1</sup> |
| TE / TE I 250 17-23                  | 1131-2195              | -              | 1131-2191           | 1131-2328 <sup>1</sup> |
| TE / TE I 300 14-23                  | 1131-2195              | -              | 1131-2191           | 1131-2328 <sup>1</sup> |
| TX 300 17-19                         | 1131-2195              | -              | 1131-2191           | 1131-2328 <sup>1</sup> |
| TX 300I 20-22                        | 1131-2195              | -              | 1131-2191           | 1131-2328              |
| FC 350 14-15                         | 1131-1190              | FHDS87-6       | M80-7514            | 1131-2326              |
| FC350 19-23                          | 1131-1190              | FHDS87-6       | 1131-3104           | -                      |
| FE350 14-23                          | 1131-2195              | -              | 1131-2191           | 1131-2328 <sup>1</sup> |
| FE 350 ROCKSTAR EDITION 21-22        | 1131-2195              | -              | 1131-2191           | 1131-2328              |
| FX 350 17-18                         | 1131-1190              | FHDS87-6       | 1131-3104           | -                      |
| FX 350 19-23                         | 1131-1190              | -              | 1131-3104           | -                      |
| FC 450 14-22                         | 1131-2195              | -              | -                   | 1131-2328 <sup>1</sup> |



**CLUTCH COMPONENTS (CON'T)**

| MAKE/MODEL/YEAR                          | CLUTCH FRICTION PLATES | CLUTCH SPRINGS | STEEL CLUTCH PLATES | COMPLETE CLUTCH KITS   |
|--|------------------------|----------------|---------------------|------------------------|
| <b>HUSQVARNA (CON'T)</b>                 |                        |                |                     |                        |
| FC 450 ROCK STAR EDITION 18-21           | 1131-2195              | -              | -                   | 1131-2328 <sup>1</sup> |
| FE 450 14-23                             | 1131-2195              | -              | -                   | 1131-2328 <sup>1</sup> |
| FX 450 14-22                             | 1131-2195              | -              | -                   | 1131-2328 <sup>1</sup> |
| FE 501 14-23                             | 1131-2195              | -              | -                   | 1131-2328 <sup>1</sup> |
| FE 501 S 15-23                           | 1131-2195              | -              | 1131-2191           | 1131-2328              |
| <b>KAWASAKI</b>                          |                        |                |                     |                        |
| KX65 00-24                               | -                      | -              | -                   | 1131-1846              |
| KX80/85/100 01-22                        | F70-5345-6             | FHDS74-4       | M80-7313            | 1131-1852              |
| KX80 88-03                               | F70-5300               | FHDS82-6       | M80-7314-4          | 1131-1852              |
| KX85 01-24 17/14" WHEELS                 | F70-5300               | FHDS82-6       | M80-7314-4          | 1131-1852              |
| KX85 01-24 19/16" WHEELS                 | F70-5300               | FHDS82-6       | M80-7314-4          | 1131-1852              |
| KX100 88-21                              | F70-5300               | FHDS82-6       | M80-7314-4          | 1131-1852              |
| KX112 22-24                              | F70-5345-6             | FHDS74-4       | M80-7313            | 1131-1852              |
| KX125 94-99                              | F70-5320               | -              | -                   | -                      |
| KX125 00-02                              | F70-5320               | -              | -                   | -                      |
| KX125 03-08                              | F70-5320               | -              | -                   | -                      |
| KDX200/220 95-06                         | -                      | -              | 1131-0104           | -                      |
| KX250 88-89                              | -                      | FHDS7-6        | -                   | -                      |
| KX250 92-08                              | -                      | FHDS7-6        | -                   | -                      |
| KX250F 05-08                             | -                      | 1131-0218      | -                   | 1131-1849              |
| KX250F 09-18                             | -                      | 1131-0218      | -                   | 1131-2394              |
| KXF250 19-20                             | -                      | -              | -                   | 1131-2394              |
| KX250 21-24 (DIAPHRAGM SPRING CLUTCH)    | -                      | -              | 1131-3852           | 1131-3656 <sup>1</sup> |
| KX250 X 21-24 (DIAPHRAGM SPRING CLUTCH)  | -                      | -              | 1131-3852           | 1131-3656 <sup>1</sup> |
| KLX400 03-04                             | F70-5255-8             | FHDS81-6       | M80-7210-7          | -                      |
| KX450F 06-11                             | -                      | 1131-0510      | -                   | 1131-1853              |
| KX450F 12-18                             | -                      | -              | -                   | 1131-2327              |
| KX450 19-20                              | -                      | -              | -                   | 1131-3553              |
| KX450 21-24 (DIAPHRAGM SPRING CLUTCH)    | -                      | -              | -                   | 1131-3657 <sup>1</sup> |
| KX450 SR 22-23 (DIAPHRAGM SPRING CLUTCH) | -                      | -              | -                   | 1131-3657 <sup>1</sup> |
| KX450 X 21-24 (DIAPHRAGM SPRING CLUTCH)  | -                      | -              | -                   | 1131-3657 <sup>1</sup> |
| KLX450R 08-14                            | -                      | 1131-0510      | -                   | 1131-1853              |
| KX500 87-04                              | -                      | FHDS7-6        | -                   | -                      |
| KL650 87-15                              | -                      | FHDS7-6        | -                   | -                      |
| KL650 89-92                              | -                      | FHDS7-6        | -                   | -                      |
| <b>KTM</b>                               |                        |                |                     |                        |
| 60/65 SX 96-08                           | F70-5500-6             | FHDS75-6       | -                   | 1131-1860              |
| 65 SX 09-23                              | F70-5500-6             | 1131-2452      | -                   | 1131-2453              |
| 65 XC 09-17                              | F70-5500-6             | -              | -                   | 1131-1860              |
| 85 SX/XC 03-17                           | -                      | -              | -                   | 1131-1861              |
| 85/105 SX 95-17                          | -                      | -              | -                   | 1131-1861              |
| SX85 18-24 17/14" WHEELS (KIT ONLY)      | -                      | -              | -                   | 1131-3551 <sup>1</sup> |
| SX85 18-24 19/16" WHEELS (KIT ONLY)      | -                      | -              | -                   | 1131-3551 <sup>1</sup> |
| 105 SX/XC 04-15                          | -                      | -              | -                   | 1131-1861              |
| 125 EXC/SX 98-05                         | F70-5502-7             | FHDS77-5       | M80-7502            | 1131-1862              |
| 125/150 EXC/SX 06-18                     | -                      | -              | 1131-0765           | 1131-1862              |
| 125SX 19-23 (KIT ONLY)                   | -                      | -              | -                   | 1131-3543 <sup>1</sup> |
| 150EXC TPI 19-23                         | -                      | -              | -                   | 1131-3543 <sup>1</sup> |
| 150SX 19-22 (KIT ONLY)                   | -                      | -              | -                   | 1131-3543 <sup>1</sup> |
| 150XC-W 19-23 (KIT ONLY)                 | -                      | -              | -                   | 1131-3543 <sup>1</sup> |
| 200 EXC/EGS/MXC/XC/XC-W 98-17            | F70-5502-7             | FHDS77-5       | M80-7502            | 1131-1863              |
| 250 SX/EXC/EGS/MXC 90-02                 | 1131-0089              | FHDS78-6       | M80-7503            | -                      |
| 250 SX/EXC/MXC 03                        | 1131-0089              | FHDS78-6       | M80-7503            | -                      |
| 250 SX/EXC/XC/XC-W 04-12                 | 1131-0089              | FHDS78-6       | M80-7503            | 1131-1865              |
| 250 SX 13-22                             | 1131-2195              | -              | 1131-3851           | 1131-2328 <sup>1</sup> |
| 250 SX-F 13-15                           | 1131-2195              | -              | 1131-3851           | -                      |
| 250 SX-F 16-18                           | 1131-0090              | -              | 1131-3104           | 1131-3552 <sup>1</sup> |
| 250 SX-F 19-22                           | 1131-0090              | -              | 1131-3104           | 1131-3552 <sup>1</sup> |
| 250 XC 06-12                             | 1131-0089              | FHDS78-6       | M80-7503            | 1131-1865              |
| 250 XC 13-22                             | 1131-2195              | -              | 1131-3851           | 1131-2328 <sup>1</sup> |

**CLUTCH COMPONENTS (CON'T)**

| MAKE/MODEL/YEAR                      | CLUTCH FRICTION PLATES | CLUTCH SPRINGS | STEEL CLUTCH PLATES | COMPLETE CLUTCH KITS   |
|--------------------------------------|------------------------|----------------|---------------------|------------------------|
| <b>KTM (CON'T)</b>                   |                        |                |                     |                        |
| 250 XC-F 13-15                       | 1131-2195              | FHDS87-6       | 1131-3851           | 1131-2326              |
| 250 XC-F 16-18                       | 1131-0090              | FHDS87-6       | 1131-3851           | -                      |
| 250 XC-F 19-22                       | 1131-0090              | -              | 1131-3104           | 1131-3552 <sup>1</sup> |
| 250 XC-F-W 14-16                     | 1131-2195              | -              | 1131-3851           | 1131-2328 <sup>1</sup> |
| 250 EXC RFS 04-06                    | 1131-0090              | -              | -                   | -                      |
| 250 EXC-R 04-06                      | 1131-0090              | -              | -                   | 1131-1866              |
| 300/360/380 SX/EXC/EGS/MXC 90-03     | 1131-0089              | FHDS78-6       | M80-7503            | -                      |
| 300 EXC/MXC 04-12                    | 1131-0089              | FHDS78-6       | M80-7503            | 1131-1865              |
| 300 XC/XC-W 06-12                    | 1131-0089              | FHDS78-6       | M80-7503            | 1131-1865              |
| 300 XC/XC-W 13-21                    | 1131-2195              | -              | 1131-3851           | 1131-2328 <sup>1</sup> |
| 350 XC-F 16-18                       | 1131-0090              | FHDS87-6       | 1131-3104           | -                      |
| 350 XC-F 19-22                       | 1131-0090              | -              | 1131-3104           | 1131-3555              |
| 350 SX-F 10-15                       | 1131-2195              | FHDS87-6       | 1131-3851           | 1131-2326              |
| 350 SX-F 16-17                       | 1131-0090              | FHDS87-6       | 1131-3104           | -                      |
| 350 SX-F 19-23                       | 1131-0090              | -              | 1131-3104           | 1131-3552 <sup>1</sup> |
| 400/450/525 EXC/MXC/SX 04-05         | 1131-0090              | -              | -                   | -                      |
| 400/450/525 EXC/MXC/SX/XC/XC-W 06-07 | 1131-0090              | -              | -                   | 1131-1866              |
| 400/450/525 SX/EXC RACING 04-07      | -                      | -              | -                   | 1131-1866              |
| 450 SXF/XC-F 07-11                   | -                      | -              | -                   | -                      |
| 450 SX-F 12-22                       | 1131-2195              | -              | 1131-2191           | 1131-2328 <sup>1</sup> |
| 450 XC-W 12-18                       | 1131-2195              | -              | 1131-2191           | 1131-2328 <sup>1</sup> |
| 500 EXC/XC-W 12-23                   | 1131-2195              | -              | 1131-2191           | 1131-2328 <sup>1</sup> |
| 505 SXF/XC-F 07-09                   | -                      | -              | -                   | -                      |
| <b>SUZUKI</b>                        |                        |                |                     |                        |
| RM65 03-05                           | -                      | -              | -                   | 1131-1846              |
| RM80/85 02-23                        | -                      | -              | -                   | 1131-1847              |
| RM80 89-01                           | -                      | -              | -                   | 1131-1847              |
| RM85 02-23 17/14" WHEELS             | -                      | -              | -                   | 1131-1847              |
| RM85 02-23 19/17" WHEELS             | -                      | -              | -                   | 1131-1847              |
| RM125 92-09                          | -                      | FHDS27-5       | M80-7207            | 1131-1848              |
| DRZ 125L 03-23                       | -                      | -              | -                   | 1131-3549              |
| RM250 88-91                          | -                      | FHDS32-6       | -                   | -                      |
| RM250 92-93                          | -                      | FHDS32-6       | -                   | -                      |
| RM250 94-95                          | -                      | FHDS32-6       | -                   | -                      |
| RM250 96                             | -                      | FHDS32-6       | -                   | -                      |
| RM250 97-02                          | -                      | 1131-0517      | -                   | -                      |
| RM250 03-05                          | -                      | 1131-0517      | -                   | -                      |
| RM250 06-09                          | -                      | -              | -                   | -                      |
| RMX250 89-90                         | -                      | 1131-0517      | -                   | -                      |
| RMX250 92-93,96                      | -                      | FHDS32-6       | -                   | -                      |
| RMX250 94,97                         | -                      | FHDS32-6       | -                   | -                      |
| RMZ250 05-06                         | -                      | 1131-0218      | -                   | 1131-1849              |
| RMZ250 07-09                         | -                      | 1131-0670      | 1131-0671           | 1131-2194              |
| RMZ250 10-15                         | -                      | -              | 1131-0671           | -                      |
| RMZ250 16-24                         | -                      | -              | 1131-0671           | -                      |
| DRZ400 (ALL MODELS) 00-23            | F70-5255-8             | FHDS81-6       | M80-7210-7          | 1131-3544              |
| RMZ450 07-09                         | -                      | -              | 1131-0521           | -                      |
| RMZ450 08-24                         | -                      | 1131-0520      | 1131-0521           | -                      |
| DRZ650SE 96-23                       | -                      | -              | -                   | 1131-3550              |
| <b>YAMAHA</b>                        |                        |                |                     |                        |
| YZ65 18-24                           | F70-5402               | FHDS42-5       | -                   | -                      |
| YZ80 86-94                           | -                      | FHDS42-5       | -                   | -                      |
| YZ80 95-01                           | -                      | FHDS42-5       | -                   | -                      |
| YZ85 02-18 17/14" WHEELS             | F70-5402-7             | FHDS42-5       | M80-7416-6          | 1131-1854              |
| YZ85L 02-18 19/16" WHEELS            | F70-5402-7             | FHDS42-5       | M80-7416-6          | 1131-1854              |
| YZ85 19-24 17/14" WHEELS             | F70-5402-7             | FHDS42-5       | M80-7416-6          | -                      |
| YZ85L 19-24 19/16" WHEELS            | F70-5402-7             | FHDS42-5       | M80-7416-6          | -                      |
| TTR125/L 00-24                       | F70-5462-5             | FHDS42-4       | M80-7408-4          | -                      |
| YZ125 93                             | F70-5406               | FFHDS80-5      | M80-7405            | 1131-1855              |
| YZ125 94-04                          | F70-5406               | FHDS80-5       | M80-7405            | 1131-1855              |
| YZ125 05-21                          | F70-5406               | FHDS80-5       | M80-7405            | 1131-1855              |
| YZ125 22-24                          | F70-5406               | -              | M80-7405            | -                      |
| YZ125X 20-22                         | F70-5406               | FHDS80-5       | M80-7405            | 1131-1855              |
| YZ125X 23-24                         | F70-5406               | -              | M80-7405            | -                      |
| TTR250 99-03                         | -                      | FFHDS80-5      | -                   | -                      |

CONTINUED ON NEXT PAGE

APPAREL

HELMETS & GOGGLES

RIDER ARMOR

OUTERWEAR

YOUTH

LUGGAGE & PACKS

BIKE BODY

BIKE CONTROLS

BIKE SUSPENSION

BIKE BRAKING

BIKE DRIVE

BIKE BEARINGS

BIKE ENGINE

BIKE ELECTRICAL

BIKE EXHAUST

BIKE WHEELS

BICYCLE

GARAGE & PROMO

SIZING CHART

| CLUTCH COMPONENTS (CON'T) |                        |                |                     |                      |
|---------------------------|------------------------|----------------|---------------------|----------------------|
| MAKE/MODEL/YEAR           | CLUTCH FRICTION PLATES | CLUTCH SPRINGS | STEEL CLUTCH PLATES | COMPLETE CLUTCH KITS |
| <b>YAMAHA (CON'T)</b>     |                        |                |                     |                      |
| YZ/WR250 93-99            | F70-5403               | -              | M80-7404            | -                    |
| YZ250 02-24               | F70-5403               | FHDS93-6       | M80-7404            | I131-1856            |
| YZ250F 01-06              | -                      | FHDS90-5       | -                   | I131-1857            |
| YZ250F 07                 | -                      | FHDS90-5       | -                   | -                    |
| YZ250F 08-13              | -                      | -              | -                   | -                    |
| YZ250F 19-24              | 5473-8                 | -              | I131-3853           | I131-3545            |
| YZ250FX 15-19             | I131-3228              | -              | -                   | -                    |
| YZ250X 16-24              | F70-5403               | FHDS73-6       | 7407-7              | I131-3546            |
| WR250F 01-13              | -                      | FHDS90-5       | -                   | I131-1857            |
| WR250F 14-18              | -                      | -              | -                   | -                    |
| YZ450F 07-17              | -                      | -              | M80-7404            | I131-1858            |
| YZ450F 18-22              | -                      | I131-3856      | M80-7404            | I131-3547            |
| YZ450FX 19-23             | -                      | HDS157-6       | -                   | -                    |
| WR450F 18-23              | -                      | I131-3856      | -                   | I131-3547            |

1 = NO SPRINGS INCLUDED - DIAPHRAGM TYPE

**MAGNETIC DRAIN PLUGS BY ZIP-TY \$23<sup>95</sup>**

- Made from 7075 lightweight aluminum
- Prolong engine life by pulling metal filings out of the oil
- Ultra powerful magnets
- Comes with either o-ring or washer sealing surface
- Compare with original OEM plug before installing
- Anodized red unless noted in chart
- Made in the USA



| MAGNETIC DRAIN PLUGS BY ZIP-TY |                        |                   |
|--------------------------------|------------------------|-------------------|
| MAKE/MODEL/YEAR                | PART #                 | DIMENSIONS        |
| <b>HONDA</b>                   |                        |                   |
| CRF50/XR50/Z50 79-13           | 0920-0045              | 12MM X 1.5 X 22MM |
| CRF70/80/100 04-13             | 0920-0045              | 12MM X 1.5 X 22MM |
| CR80 80-02                     | 0920-0045              | 12MM X 1.5 X 22MM |
| XR80 79-03                     | 0920-0045              | 12MM X 1.5 X 22MM |
| XR100 81-03                    | 0920-0045              | 12MM X 1.5 X 22MM |
| CR125 74-07                    | 0920-0040              | 12MM X 1.5 X 17MM |
| CR250 92-08                    | 0920-0040              | 12MM X 1.5 X 17MM |
| CRF250L 13-19                  | 0920-0065              | 8MM X 1.25 X 20MM |
| CRF250R 10-17                  | 0920-0065              | 8MM X 1.25 X 20MM |
| XR250 79-04                    | 0920-0045              | 12MM X 1.5 X 22MM |
| XR350 83-85                    | 0920-0045              | 12MM X 1.5 X 22MM |
| XR400 96-04                    | 0920-0045              | 12MM X 1.5 X 22MM |
| CRF450 09-16                   | 0920-0065              | 8MM X 1.25 X 20MM |
| CR480 82-83                    | 0920-0045              | 12MM X 1.5 X 22MM |
| CR500 84-01                    | 0920-0040              | 12MM X 1.5 X 17MM |
| XR500 81-84                    | 0920-0045              | 12MM X 1.5 X 22MM |
| XR600 88-00                    | 0920-0045              | 12MM X 1.5 X 22MM |
| XR650L 93-23                   | 0920-0045              | 12MM X 1.5 X 22MM |
| XR650R 00-07                   | 0920-0045              | 12MM X 1.5 X 22MM |
| <b>HUSQVARNA</b>               |                        |                   |
| TE/TC/TXC 250-510 04-09        | 0920-0054 <sup>5</sup> | 14MM X 1.5 X 13MM |
| TE/TC/TXC 250-510 04-13        | 0920-0053 <sup>4</sup> | 16MM X 1.5 X 19MM |
| TC 449 12-13                   | 0920-0053 <sup>4</sup> | 16MM X 1.5 X 19MM |
| TE 449 13                      | 0920-0053 <sup>4</sup> | 16MM X 1.5 X 19MM |
| TXC 449 12                     | 0920-0053 <sup>4</sup> | 16MM X 1.5 X 19MM |
| TE/TC/TXC 450 10               | 0920-0054 <sup>5</sup> | 14MM X 1.5 X 13MM |
| TE/TC/TXC 450 10               | 0920-0053 <sup>4</sup> | 16MM X 1.5 X 19MM |
| TE 511 13                      | 0920-0053 <sup>4</sup> | 16MM X 1.5 X 19MM |
| TXC 511 12                     | 0920-0053 <sup>4</sup> | 16MM X 1.5 X 19MM |
| <b>KAWASAKI</b>                |                        |                   |
| KX65 00-24                     | 0920-0048              | 10MM X 1.5 X 17MM |
| KX80/85/100 79-24              | 0920-0048              | 10MM X 1.5 X 17MM |
| KX125/250 74-20                | 0920-0048              | 10MM X 1.5 X 17MM |
| KLX250 04-14, 18-20            | 0920-0048              | 10MM X 1.5 X 17MM |
| KX250 96-20                    | 0920-0048              | 10MM X 1.5 X 17MM |
| KX250F 03-20                   | 0920-0048              | 10MM X 1.5 X 17MM |
| KLX300 94-07                   | 0920-0048              | 10MM X 1.5 X 17MM |
| KLX300R 04-08                  | 0920-0048              | 10MM X 1.5 X 17MM |
| KLX450R 08-09, 18-19           | 0920-0049              | 10MM X 1.5 X 22MM |
| KX450F 06-15                   | 0920-0049              | 10MM X 1.5 X 22MM |
| KX450F 16-18                   | 0920-0048              | 10MM X 1.5 X 17MM |
| KX500 86-04                    | 0920-0048              | 10MM X 1.5 X 17MM |

| MAGNETIC DRAIN PLUGS BY ZIP-TY (CON'T)             |                        |                    |
|--|------------------------|--------------------|
| MAKE/MODEL/YEAR                                    | PART #                 | DIMENSIONS         |
| <b>KTM</b>   |                        |                    |
| ALL 2 AND 4 STROKES 99-22                          | 0920-0046 <sup>1</sup> | 12MM X 1.5 X 20MM  |
| 97-07 KTM RFS 4-STROKES - CENTER CASE PLUG 97-07   | 0920-0047 <sup>2</sup> | 16MM X 1.5 X 12MM  |
| <b>SUZUKI</b>                                      |                        |                    |
| RM80-250 2 STROKE 99-08                            | 0920-0041              | 12MM X 1.25 X 17MM |
| RMZ250 04-06                                       | 0920-0048              | 10MM X 1.5 X 17MM  |
| RMZ250 07-13                                       | 0920-0041              | 12MM X 1.25 X 17MM |
| DRZ400 99-07                                       | 0920-0041              | 12MM X 1.25 X 17MM |
| RMZ450 08-23                                       | 0920-0044 <sup>3</sup> | 8MM X 1.25 X 12MM  |
| <b>YAMAHA</b>                                      |                        |                    |
| YZ125 98-04  | 0920-0040              | 12MM X 1.5 X 17MM  |
| YZ125 05-21  | 0920-0039              | 10MM X 1.25 X 20MM |
| YZ250 98-23  | 0920-0040              | 12MM X 1.5 X 17MM  |
| YZ/WR250F 01-18                                    | 0920-0039              | 10MM X 1.25 X 20MM |
| WR250F 10-14                                       | 0920-0040              | 12MM X 1.5 X 17MM  |
| YZ250/450F 03-05 (INTERNAL AND EXTERNAL OIL TANKS) | 0920-0044 <sup>3</sup> | 8MM X 1.25 X 12MM  |
| YZ250F 10-18                                       | 0920-0039              | 10MM X 1.25 X 20MM |
| YZF/WRF400-426 98-02                               | 0920-0045              | 12MM X 1.5 X 22MM  |
| YZ/WR450F 03-11                                    | 0920-0039              | 10MM X 1.25 X 20MM |
| WR450F 12-14                                       | 0920-0044 <sup>3</sup> | 8MM X 1.25 X 12MM  |
| YZ450F 10-13                                       | 0920-0044 <sup>3</sup> | 8MM X 1.25 X 12MM  |
| YZ450F 14-22                                       | 0920-0039              | 10MM X 1.25 X 20MM |

- 1 - ANODIZED ORANGE
- 2 - COLOR IS SILVER AND IS NON-MAGNETIC. ACCEPTS THE STOCK SCREEN FILTER, AS IT SNAPS IN PLACE LIKE THE OEM PART
- 3 - COLOR IS SILVER
- 4 - ENGINE CASE OIL DRAIN BOLT
- 5 - SIDE ENGINE OIL SCREEN BOLT

**MAGNETIC DRAIN PLUGS \$13<sup>95</sup>**

- CNC machined billet from 6061 T6 Aluminum
- Helps prolong engine life by capturing metal filings in engine oil
- Uses ultra-powered magnets



| MAGNETIC DRAIN PLUGS |           |             |
|----------------------|-----------|-------------|
| MAKE/MODEL/YEAR      | PART #    | SIZE        |
| <b>HONDA</b>         |           |             |
| CR 60R 83-84         | 0920-0196 | M12X15XP1.5 |
| CR 80R 83-02         | 0920-0196 | M12X15XP1.5 |
| CR85 03-07           | 0920-0196 | M12X15XP1.5 |
| CR125 83-07          | 0920-0196 | M12X15XP1.5 |
| CR250 83-07          | 0920-0196 | M12X15XP1.5 |
| CRF450 02-08         | 0920-0191 | M8X35XP1.25 |
| CRF250R 04-09        | 0920-0190 | M8X25XP1.25 |
| CRF250R 10-17        | 0920-0189 | M8X20XP1.25 |
| CRF250X 04-18        | 0920-0190 | M8X25XP1.25 |
| CRF450R 02-08        | 0920-0191 | M8X35XP1.25 |
| CRF450R 09-16        | 0920-0189 | M8X20XP1.25 |
| CRF450X 05-12        | 0920-0191 | M8X35XP1.25 |
| CR480R 83            | 0920-0196 | M12X15XP1.5 |
| CR500R 83-01         | 0920-0196 | M12X15XP1.5 |
| <b>HUSQVARNA</b>     |           |             |
| TC50-65 17-23        | 0920-0197 | M12X12XP1.5 |
| TC 65 17-23          | 0920-0197 | M12X12XP1.5 |
| TC85 18-23           | 0920-0197 | M12X12XP1.5 |
| TC125-250 14-23      | 0920-0197 | M12X12XP1.5 |
| FC250-450 14-23      | 0920-0197 | M12X12XP1.5 |
| TE125-501 14-21      | 0920-0197 | M12X12XP1.5 |
| TE 250-300 I 18-22   | 0920-0197 | M12X12XP1.5 |
| FE 250-501 14-23     | 0920-0197 | M12X12XP1.5 |
| TX 125-450 17-22     | 0920-0197 | M12X12XP1.5 |
| FX350-450 17-23      | 0920-0197 | M12X12XP1.5 |
| <b>KTM</b>           |           |             |
| SX 50 09-23          | 0920-0198 | M10X10XP1.5 |
| SX 65 09-23          | 0920-0198 | M10X10XP1.5 |
| SX85 18-23           | 0920-0198 | M10X10XP1.5 |
| ALL 125-505 09-23    | 0920-0197 | M12X12-P1.5 |
| <b>KAWASAKI</b>      |           |             |
| KX65 00-23           | 0920-0193 | M10X15XP1.5 |
| KX 85 01-23          | 0920-0193 | M10X15XP1.5 |

| MAGNETIC DRAIN PLUGS (CON'T)  |           |             |
|-------------------------------|-----------|-------------|
| MAKE/MODEL/YEAR               | PART #    | SIZE        |
| <b>KAWASAKI (CON'T)</b>       |           |             |
| KX 100 01-21                  | 0920-0193 | M10X15XP1.5 |
| KX125 96-08                   | 0920-0193 | M10X15XP1.5 |
| KX250 96-08                   | 0920-0193 | M10X15XP1.5 |
| KX250F 04-18                  | 0920-0193 | M10X15XP1.5 |
| KX250 19-20                   | 0920-0193 | M10X15XP1.5 |
| KX250 21-23                   | 0920-0199 | M8X16XP1.5  |
| KX250 XC 21                   | 0920-0199 | M8X16XP1.5  |
| KX450F 06-15                  | 0920-0194 | M10X22XP1.5 |
| KX450F 16-18                  | 0920-0193 | M10X15XP1.5 |
| KLX450 08-15                  | 0920-0194 | M10X22XP1.5 |
| KX450 19-23                   | 0920-0199 | M8X16XP1.25 |
| KX450 X 21-23                 | 0920-0199 | M8X16XP1.25 |
| <b>KTM</b>                    |           |             |
| SX 50 02-08                   | 0920-0198 | M10X15XP1.5 |
| SX 50 09-23                   | 0920-0197 | M12X12XP1.5 |
| SX 85 03-08                   | 0920-0198 | M10X15XP1.5 |
| SX 85 09-23                   | 0920-0197 | M12X12XP1.5 |
| SX 85 03-17                   | 0920-0198 | M10X15XP1.5 |
| SX 85 18-23                   | 0920-0197 | M12X12XP1.5 |
| 125-505 SX ALL YEARS 07-23    | 0920-0197 | M12X12XP1.5 |
| 125-530 EXC ALL YEARS 03-23   | 0920-0197 | M12X12XP1.5 |
| EXC-F 250-500 ALL YEARS 03-23 | 0920-0197 | M12X12XP1.5 |

| MAGNETIC DRAIN PLUGS (CON'T) |           |               |
|------------------------------|-----------|---------------|
| MAKE/MODEL/YEAR              | PART #    | SIZE          |
| <b>KTM (CON'T)</b>           |           |               |
| 250 F FREERIDE 18-23         | 0920-0197 | M12X12XP1.5   |
| 250R FREERIDE 14-16          | 0920-0197 | M12X12XP1.5   |
| 350 R FREERIDE 12-23         | 0920-0197 | M12X12XP1.5   |
| <b>SUZUKI</b>                |           |               |
| RM125 01-08                  | 0920-0195 | M12X10XP1.25  |
| RM250 01-08                  | 0920-0195 | M12X10XP1.25  |
| RM250Z 07-12                 | 0920-0195 | M12X10XP1.25  |
| RM250Z 13-22                 | 0920-0189 | M8X20XP1.25   |
| DRZ400 00-20                 | 0920-0189 | M8X20XP1.25   |
| RMZ450 08-22                 | 0920-0189 | M8X20XP1.25   |
| RMX450 10-19                 | 0920-0189 | M8X20XP1.25   |
| <b>YAMAHA</b>                |           |               |
| YZ 125 05-21                 | 0920-0192 | M10X16XXP1.25 |
| YZ 125 X 20-22               | 0920-0192 | M10X16XXP1.25 |
| YZ250 97-22                  | 0920-0196 | M12X15XP1.5   |
| WR250 F 01-20                | 0920-0192 | M10X16XXP1.25 |
| YZ250X 16-22                 | 0920-0196 | M12X15XP1.5   |
| YZ250F 01-21                 | 0920-0192 | M10X16XXP1.25 |
| YZ250FX 15-21                | 0920-0192 | M10X16XXP1.25 |
| YZ450F 03-21                 | 0920-0192 | M10X16XXP1.25 |
| WR450 F 03-21                | 0920-0192 | M10X16XXP1.25 |
| YZ450FX 16-21                | 0920-0192 | M10X16XXP1.25 |

- APPAREL
- HELMETS & GOGGLES
- RIDER ARMOR
- OUTERWEAR
- YOUTH
- LUGGAGE & PACKS
- BIKE BODY
- BIKE CONTROLS
- BIKE SUSPENSION
- BIKE BRAKING
- BIKE DRIVE
- BIKE BEARINGS
- BIKE ENGINE
- BIKE ELECTRICAL
- BIKE EXHAUST
- BIKE WHEELS
- BICYCLE
- GARAGE & PROMO
- SIZING CHART



**ALUMINUM OIL FILL PLUGS** **\$23<sup>95</sup>**

- Made from CNC machine 6061-T6 billet Aluminum
- Color coded hard anodized to match each bike brand
- Built in hole for safely wiring cap to bike
- Available for all late model bike applications


| ALUMINUM OIL FILL PLUGS |           |       |
|-------------------------|-----------|-------|
| MAKE/MODEL/YEAR         | PART #    | COLOR |
| <b>HONDA</b>            |           |       |
| CR 80R -500 R 90-07     | 0950-0966 | RED   |
| CRF 150 R 07-23         | 0950-0966 | RED   |
| CRF 250R 04-17          | 0950-0966 | RED   |
| CRF 250X 04-19          | 0950-0966 | RED   |
| CRF 450R 02-16          | 0950-0966 | RED   |
| CRF 450 X 05-18         | 0950-0966 | RED   |
| <b>HUSQVARNA</b>        |           |       |
| TC 50- 65 17-23         | 0950-0968 | BLUE  |
| TC 85 14-23             | 0950-0968 | BLUE  |
| TC125 14-23             | 0950-0968 | BLUE  |
| TC 250 14-23            | 0950-0968 | BLUE  |
| TE 125 14-16            | 0950-0968 | BLUE  |
| TE 150 17-19            | 0950-0968 | BLUE  |
| TE 150 I 20-23          | 0950-0968 | BLUE  |
| TE 250 14-18            | 0950-0968 | BLUE  |
| TE 250 I 18-22          | 0950-0968 | BLUE  |
| TE 300 14-18            | 0950-0968 | BLUE  |
| TE 300 I 18-22          | 0950-0968 | BLUE  |
| FE 250-501 14-23        | 0950-0968 | BLUE  |
| FC 250-450 14-23        | 0950-0968 | BLUE  |
| TX 125-300 17-19        | 0950-0968 | BLUE  |
| TX 300 I 20-22          | 0950-0968 | BLUE  |
| FX 350-450 17-23        | 0950-0968 | BLUE  |
| FE 450 14-23            | 0950-0968 | BLUE  |

| ALUMINUM OIL FILL PLUGS (CON'T) |           |        |
|---------------------------------|-----------|--------|
| MAKE/MODEL/YEAR                 | PART #    | COLOR  |
| <b>KAWASAKI</b>                 |           |        |
| KX 250 05-08                    | 0950-0969 | GREEN  |
| KXF 250 04-18                   | 0950-0969 | GREEN  |
| KX 250 19-23                    | 0950-0969 | GREEN  |
| KX250 X 21-23                   | 0950-0969 | GREEN  |
| KXF 450 06-18                   | 0950-0969 | GREEN  |
| KX 450 19-23                    | 0950-0969 | GREEN  |
| KX450 X 21-23                   | 0950-0969 | GREEN  |
| KLX 450 08-09                   | 0950-0969 | GREEN  |
| <b>KTM</b>                      |           |        |
| 50-65 SX 09-23                  | 0950-0967 | ORANGE |
| 85-105 SX 03-23                 | 0950-0967 | ORANGE |
| 125-530 EXC 94-23               | 0950-0967 | ORANGE |
| 125-530 EXC-F 98-23             | 0950-0967 | ORANGE |
| 150-300 EXC TPI 18-22           | 0950-0967 | ORANGE |
| 125-525 SX 98-23                | 0950-0967 | ORANGE |
| 250-525 SX-F 98-23              | 0950-0967 | ORANGE |
| 150 XC 08-15                    | 0950-0967 | ORANGE |
| 200 XC 09                       | 0950-0967 | ORANGE |
| 200-300 XC-W 09-19              | 0950-0967 | ORANGE |
| 250-300 XC 09-19                | 0950-0967 | ORANGE |
| 250-350 XC-F 11-23              | 0950-0967 | ORANGE |
| 350 XCF-W 12-20                 | 0950-0967 | ORANGE |
| 450 XC 07-19                    | 0950-0967 | ORANGE |

| ALUMINUM OIL FILL PLUGS (CON'T) |           |        |
|---------------------------------|-----------|--------|
| MAKE/MODEL/YEAR                 | PART #    | COLOR  |
| <b>KTM (CON'T)</b>              |           |        |
| 450 XC-F 13-20                  | 0950-0967 | ORANGE |
| 450 XC-W 07-19                  | 0950-0967 | ORANGE |
| 500 XC-W 12-20                  | 0950-0967 | ORANGE |
| 250 FREE RIDE 14-17             | 0950-0967 | ORANGE |
| 250 F FREE RIDE 18-20           | 0950-0967 | ORANGE |
| 350 F FREE RIDE 12-20           | 0950-0967 | ORANGE |
| <b>SUZUKI</b>                   |           |        |
| RM 85 90-23                     | 0950-0971 | YELLOW |
| RM 125-250 82-08                | 0950-0971 | YELLOW |
| RMZ 250 07-23                   | 0950-0971 | YELLOW |
| RMZ 450 05-23                   | 0950-0971 | YELLOW |
| <b>YAMAHA</b>                   |           |        |
| YZ 65 18-23                     | 0950-0970 | BLUE   |
| YZ 80-85 98-23                  | 0950-0970 | BLUE   |
| YZ 125-250 98-23                | 0950-0970 | BLUE   |
| YZ 125X 16-23                   | 0950-0970 | BLUE   |
| YZ 250X 16-23                   | 0950-0970 | BLUE   |
| YZ 250F 14-23                   | 0950-0970 | BLUE   |
| YZ 450F 14-23                   | 0950-0970 | BLUE   |
| WR 250F 03-23                   | 0950-0970 | BLUE   |
| WR 450F 03-23                   | 0950-0970 | BLUE   |
| YZ 250FX 15-23                  | 0950-0970 | BLUE   |
| YZ 450FX 15-23                  | 0950-0970 | BLUE   |







**CARB REPAIR KITS**

**\$16<sup>95</sup> - \$52<sup>95</sup>**

- Kits include all of the necessary components to repair a carburetor
- Kit includes all O-rings, gaskets, jets, needle, mixture screw, float bowl screws, float valve needle and seat. (Needle jet and other pressed in jets are not included in kit)
- OEM jet sizes and slide needles are included in the kit. KTM and Husqvarna kits do not include jets or slide needle standard jetting sizes are not provided by the factory
- NBR rubber material is used on all O-rings and rubber gaskets. NBR has excellent resistance to the ethanol used in today's fuels
- Applications that use paper float bowl gaskets are upgraded to high performance interface gasket material
- Components included in the kits are based off of US models and discretion must be used when attempting to install the kit on a non US model

| CARB REPAIR KITS       |           |
|------------------------|-----------|
| MAKE/MODEL/YEAR        | PART #    |
| <b>BETA</b>            |           |
| RR 2T 250 13-23        | 1003-0902 |
| RR 2T 250 RACE 22-23   | 1003-0902 |
| RX 2T 300 22-23        | 1003-0902 |
| RR 2T 300 13-23        | 1003-0902 |
| RR 2T 300 RACE 22-23   | 1003-0902 |
| RX 2T 300 21-23        | 1003-0902 |
| XTRAINER 300 15-23     | 1003-0902 |
| EC 200 14-18           | 1003-0902 |
| XC 200 18-19           | 1003-0902 |
| EC 250 12-19           | 1003-0902 |
| EC 250 REPLICA 13-14   | 1003-0902 |
| EC 250 SIX DAYS 19     | 1003-0902 |
| XC 250 18-19           | 1003-0902 |
| EC 300 12-18           | 1003-0902 |
| EC 300 REPLICA 13-14   | 1003-0902 |
| XC 300 18-19           | 1003-0902 |
| <b>GAS GAS</b>         |           |
| MC65 21-23             | 1003-0907 |
| MC85 19/16 WHEEL 21-23 | 1003-0906 |
| MC125 21-23            | 1003-1751 |
| EC 200 14-18           | 1003-0902 |
| XC 200 18-19           | 1003-0902 |
| EC 250 12-19           | 1003-0902 |
| EC 250 REPLICA 13-14   | 1003-0902 |
| EC 250 SIX DAYS 19     | 1003-0902 |
| XC 250 18-19           | 1003-0902 |
| EC 300 12-18           | 1003-0902 |
| EC 300 REPLICA 13-14   | 1003-0902 |
| XC 300 18-19           | 1003-0902 |
| <b>HONDA</b>           |           |
| CRF50F 04-23           | 1003-0795 |
| XR50R 00-03            | 1003-0795 |

| CARB REPAIR KITS (CON'T) |           |
|--------------------------|-----------|
| MAKE/MODEL/YEAR          | PART #    |
| <b>HONDA (CON'T)</b>     |           |
| Z-50R 82-99              | 1003-0795 |
| CRF70F 04-05             | 1003-0797 |
| CRF70F 06-12             | 1003-0796 |
| XR70R 97-03              | 1003-0797 |
| CR80R 86-95              | 1003-0801 |
| CR80R 96-02              | 1003-0800 |
| CR80RB 96-02             | 1003-0800 |
| CRF80F 04-13             | 1003-0794 |
| XR80R 87-03              | 1003-0794 |
| CR85R/RB 03-04           | 1003-0838 |
| CR85R/RB 05-07           | 1003-0793 |
| CRF100F 04-13            | 1003-0788 |
| XR100R 87-00             | 1003-0702 |
| XR100R 01-03             | 1003-0788 |
| CRF110F 13-18            | 1003-1432 |
| CR125R 86                | 1003-1258 |
| CR125R 87                | 1003-1257 |
| CR125R 88-89             | 1003-1256 |
| CR125R 90-95             | 1003-0928 |
| CR125R 96-97             | 1003-0927 |
| CR125R 98                | 1003-0786 |
| CR125R 99                | 1003-0784 |
| CR125R 00                | 1003-0783 |
| CR125R 01                | 1003-0782 |
| CR125R 02                | 1003-0781 |
| CR125R 03                | 1003-0780 |
| CR125R 04                | 1003-0779 |
| CR125R 05-07             | 1003-0778 |
| CRF125F 14-18            | 1003-0777 |
| CRF125FB 14-18           | 1003-0777 |
| CRF150F 03-17            | 1003-0703 |
| CRF150R/RB 07            | 1003-0882 |
| CRF150R/RB 08-09         | 1003-0701 |
| CRF150R/RB 12-23         | 1003-0897 |
| XR200R 86-02             | 1003-0896 |
| CRF230F 03-19            | 1003-0771 |
| CRF230L 08-09            | 1003-0776 |
| CRF230M 09               | 1003-0776 |
| CR250R 85                | 1003-1438 |
| CR250R 86-87             | 1003-1263 |
| CR250R 90-95             | 1003-0770 |
| CR250R 96                | 1003-0931 |
| CR250R 97-98             | 1003-0930 |
| CR250R 99                | 1003-0769 |
| CR250R 00                | 1003-0768 |
| CR250R 01                | 1003-0860 |
| CR250R 02                | 1003-0767 |
| CR250R 03                | 1003-0766 |
| CR250R 04                | 1003-0765 |
| CR250R 05-07             | 1003-0764 |
| CRF250R 04               | 1003-0842 |
| CRF250R 05               | 1003-0704 |
| CRF250R 06               | 1003-0705 |
| CRF250R 07               | 1003-0745 |
| CRF250R 08               | 1003-0866 |
| CRF250R 09               | 1003-0799 |
| CRF250X 04-06            | 1003-0870 |
| CRF250X 07               | 1003-0883 |
| CRF250X 08-17            | 1003-0884 |
| XR250L 92-96             | 1003-1266 |
| XR250R 81-95             | 1003-0929 |
| XR250R 96-04             | 1003-0763 |
| XR400R 98-04             | 1003-0762 |
| CRF450R 02               | 1003-0873 |
| CRF450R 03               | 1003-0874 |
| CRF450R 04               | 1003-0875 |
| CRF450R 05-06            | 1003-0877 |
| CRF450R 07-08            | 1003-0872 |
| CRF450X 05-06            | 1003-0879 |
| CRF450X 07               | 1003-0880 |
| CRF450X 08-17            | 1003-0881 |
| CR500R 89                | 1003-1259 |
| CR500R 90-01             | 1003-0761 |
| XR600R 88-90             | 1003-0760 |
| XR600R 91-00             | 1003-0759 |
| XR650L 93-23             | 1003-0758 |

| CARB REPAIR KITS (CON'T) |           |
|--------------------------|-----------|
| MAKE/MODEL/YEAR          | PART #    |
| <b>HUSABERG (CON'T)</b>  |           |
| XR650R 00-06             | 1003-0844 |
| <b>HUSABERG</b>          |           |
| TE250 11-14              | 1003-0902 |
| TE300 11-14              | 1003-0902 |
| 450FC 04-05              | 1003-0909 |
| 450FE 04-08              | 1003-0909 |
| 450FS-C 04-06            | 1003-0909 |
| 450FS-E 04-08            | 1003-0909 |
| 550FE 07-08              | 1003-0909 |
| 550FS-E 07               | 1003-0909 |
| 650FC 04-05              | 1003-0909 |
| 650FE 04-08              | 1003-0909 |
| 650FS-C 04-08            | 1003-0909 |
| 650FS-E 04-08            | 1003-0909 |
| <b>HUSQVARNA</b>         |           |
| TC 85 14-23              | 1003-0906 |
| TC 85 BW 19-20           | 1003-0906 |
| CR125 93-08              | 1003-0952 |
| CR125 09-13              | 1003-0951 |
| TC125 14-17              | 1003-0902 |
| TC125 18-22              | 1003-1751 |
| TE125 15-16              | 1003-0902 |
| WR125 96-08              | 1003-0952 |
| WR125 09-13              | 1003-0951 |
| CR250 99-04              | 1003-0952 |
| TC250 05-10              | 1003-0909 |
| TC250 14-16              | 1003-0902 |
| TC250 17-22              | 1003-1751 |
| TE250 05-07              | 1003-0909 |
| TE250 14-16              | 1003-0902 |
| TE250 17-18              | 1003-1751 |
| TXC250 08-09             | 1003-0909 |
| WR250 00-09              | 1003-0952 |
| WR250 10-13              | 1003-0951 |
| TE300 14-16              | 1003-0902 |
| TE 300 17-18             | 1003-1751 |
| WR300 08-09              | 1003-0952 |
| WR300 10-13              | 1003-0951 |
| SM450R 05-09             | 1003-0909 |
| TC450 05-10              | 1003-0909 |
| TE450 05-09              | 1003-0909 |
| TXC450 08-10             | 1003-0909 |
| SM510R 05-07             | 1003-0909 |
| TC510 05-09              | 1003-0909 |
| TE510 05-07              | 1003-0909 |
| TXC510 08-10             | 1003-0909 |
| SM610 06-07              | 1003-0909 |
| TE610 06-07              | 1003-0909 |
| <b>KAWASAKI</b>          |           |
| KDX50 03-06              | 1003-0845 |
| KX60 88-03               | 1003-0725 |
| KX65 00-01               | 1003-0945 |
| KX65 02-23               | 1003-0715 |
| KX80 90-97               | 1003-0846 |
| KX80 98-00               | 1003-0847 |
| KX80 BIG WHEEL 92-94     | 1003-0846 |
| KX85 01-13               | 1003-0848 |
| KX85 14-23               | 1003-0849 |
| KX100 95-97              | 1003-0846 |
| KX100 98-00              | 1003-0850 |
| KX100 01-13              | 1003-0851 |
| KX100 14-21              | 1003-0852 |
| KLX110 02-05             | 1003-0853 |
| KLX110 06-22             | 1003-0854 |
| KLX110L 10-22            | 1003-0854 |
| KX112 22-23              | 1003-0854 |
| KLX125 03-06             | 1003-0855 |
| KLX125L 03-06            | 1003-0855 |
| KX125 90                 | 1003-1267 |
| KX125 91                 | 1003-0942 |
| KX125 92                 | 1003-1268 |
| KX125 96-97              | 1003-0941 |
| KX125 99                 | 1003-0856 |
| KX125 00                 | 1003-0940 |
| KX125 01                 | 1003-0857 |
| KX125 02                 | 1003-0901 |

| CARB REPAIR KITS (CON'T)             |           |
|--------------------------------------|-----------|
| MAKE/MODEL/YEAR                      | PART #    |
| <b>KAWASAKI (CON'T)</b>              |           |
| KX125 03-04                          | 1003-0898 |
| KX125 05                             | 1003-0899 |
| KLX140 08-23                         | 1003-0858 |
| KLX140L 08-23                        | 1003-0858 |
| KLX140G 17-23                        | 1003-0858 |
| KDX200 89-94                         | 1003-0939 |
| KDX200 95-06                         | 1003-0859 |
| KDX220 97-05                         | 1003-0885 |
| KL250 SUPER SHERPA 00-10             | 1003-0861 |
| KL250 87-05                          | 1003-0862 |
| KLX250R 94-96                        | 1003-0938 |
| KLX250S 06-14                        | 1003-0863 |
| KLX250SF 09-10                       | 1003-0863 |
| KX250 93                             | 1003-0950 |
| KX250 94                             | 1003-0937 |
| KX250 95                             | 1003-0949 |
| KX250 96                             | 1003-0936 |
| KX250 97                             | 1003-0934 |
| KX250 98                             | 1003-0933 |
| KX250 99                             | 1003-0932 |
| KX250 00                             | 1003-0739 |
| KX250 01                             | 1003-0742 |
| KX250 02                             | 1003-0935 |
| KX250 03                             | 1003-0741 |
| KX250 04                             | 1003-0740 |
| KX250 05-07                          | 1003-0739 |
| KX250F 04-05                         | 1003-0871 |
| KX250F 06                            | 1003-0869 |
| KX250F 07-10                         | 1003-0868 |
| KLX300(R) 97-07                      | 1003-0738 |
| KLX400R 03                           | 1003-0895 |
| KLX400R CA MODEL CV CARB 04          | 1003-0802 |
| KLX400R NON CA MODELS PUMPER CARB 04 | 1003-0895 |
| KLX400SR 03-04                       | 1003-0714 |
| KLX450R 08-09                        | 1003-0900 |
| KX450F 06-08                         | 1003-0713 |
| KX500 89                             | 1003-1262 |
| KX500 90-95                          | 1003-0710 |
| KX500 96-04                          | 1003-0709 |
| KL650 A (KLR) 87-07                  | 1003-0706 |
| KL650 B (KLR) TENGAI 90-91           | 1003-0706 |
| KL650 E (KLR) 08-18                  | 1003-0707 |
| KLX650R 93-96                        | 1003-0708 |
| <b>KTM</b>                           |           |
| SX 65 98-06                          | 1003-0944 |
| SX 65 09-22                          | 1003-0907 |
| SXS 65 13-14                         | 1003-0907 |
| SX 85 03-22                          | 1003-0906 |
| SX 85 BW 13-22                       | 1003-0906 |
| SX 105 06-11                         | 1003-0906 |
| EGS 125 98                           | 1003-0905 |
| EXC 125 98-05                        | 1003-0905 |
| SX 125 98-08                         | 1003-0905 |
| SX 125 09-16                         | 1003-0902 |
| SX125 17-22                          | 1003-1751 |
| XC 125 21-22                         | 1003-1751 |
| SXS 125 04                           | 1003-0905 |
| SX 144 07-08                         | 1003-0905 |
| SX 150 09-16                         | 1003-0902 |
| SX 150 17-22                         | 1003-1751 |
| XC 150 10-14                         | 1003-0902 |
| EXC 200 98-05                        | 1003-0905 |
| MXC 200 00-03                        | 1003-0905 |
| SX 200 03-04                         | 1003-0905 |
| XC 200 06                            | 1003-0905 |
| XC 200 07-09                         | 1003-0902 |
| XC-W 200 06                          | 1003-0905 |
| XC-W 200 07-16                       | 1003-0902 |
| EXC 250 00-03                        | 1003-0905 |
| EXC 250 04-05                        | 1003-0902 |
| EXC-G 250 RACING 02                  | 1003-0903 |
| EXC-G 250 RACING 03-05               | 1003-0903 |
| FREERIDE 250 R 15-17                 | 1003-0943 |
| MXC 250 00-01                        | 1003-0905 |
| SX 250 00-01                         | 1003-0904 |

| CARB REPAIR KITS (CON'T)      |           |
|-------------------------------|-----------|
| MAKE/MODEL/YEAR               | PART #    |
| <b>KTM (CON'T)</b>            |           |
| SX 250 02-16                  | 1003-0902 |
| SX 250 17-22                  | 1003-1751 |
| SX-F 250 05-10                | 1003-0908 |
| SXS 250 01                    | 1003-0904 |
| SXS 250 03-04                 | 1003-0902 |
| XC 250 06-16                  | 1003-0902 |
| XC-F 250 07-09                | 1003-0908 |
| XC-FW 250 06-11               | 1003-0908 |
| XC-W 250 06-16                | 1003-0902 |
| EXC 300 00-03                 | 1003-0905 |
| EXC 300 04-05                 | 1003-0902 |
| MXC 300 00-03                 | 1003-0905 |
| MXC 300 04-05                 | 1003-0902 |
| XC 300 06-16                  | 1003-0902 |
| XC-W 300 06-16                | 1003-0902 |
| XC-W 300 SIX DAYS 15-16       | 1003-0902 |
| EXC 380 00-02                 | 1003-0905 |
| MXC 380 00-01                 | 1003-0905 |
| SX 380 00-02                  | 1003-0905 |
| EXC 400 00-02                 | 1003-0903 |
| EXC-G 400 04-05               | 1003-0909 |
| EXC-G 400 06                  | 1003-0908 |
| MXC 400 01-02                 | 1003-0903 |
| SX 400 00-02                  | 1003-0903 |
| XC-W 400 07-10                | 1003-0908 |
| EXC 450 03-04                 | 1003-0909 |
| EXC 450 07-11                 | 1003-0908 |
| EXC-G 450 03-05               | 1003-0909 |
| EXC-G 450 06-07               | 1003-0908 |
| EXC-R 450 08                  | 1003-0908 |
| MXC-G 450 03-05               | 1003-0909 |
| SMR 450 05                    | 1003-0909 |
| SMR 450 06-07                 | 1003-0908 |
| SMS 450 03-04                 | 1003-0909 |
| SX 450 03-05                  | 1003-0909 |
| SX 450 06                     | 1003-0908 |
| SX-F 450 07-12                | 1003-0908 |
| SXS 450 03-04                 | 1003-0909 |
| XC 450 04                     | 1003-0909 |
| XC 450 06-07                  | 1003-0908 |
| XC-F 450 08-09                | 1003-0908 |
| XC-W 450 08                   | 1003-0908 |
| XC-W 450 07-11                | 1003-0908 |
| XC-W 450 10                   | 1003-0908 |
| SX-F 505 08                   | 1003-0908 |
| XC-F 505 08-09                | 1003-0908 |
| EXC 520 00-02                 | 1003-0903 |
| MXC 520 01-02                 | 1003-0903 |
| SX 520 00-02                  | 1003-0903 |
| EXC 525 03-05                 | 1003-0909 |
| EXC 525 06-07                 | 1003-0908 |
| MXC-G 525 03-05               | 1003-0909 |
| SMR 525 05                    | 1003-0909 |
| SX 525 03-05                  | 1003-0909 |
| SX 525 06                     | 1003-0908 |
| XC 525 06-07                  | 1003-0908 |
| XC-W 525 07                   | 1003-0908 |
| EXC 530 09-11                 | 1003-0908 |
| EXC-R 530 08                  | 1003-0908 |
| XCR-W 530 08                  | 1003-0908 |
| XC-W 530 09-11                | 1003-0908 |
| SXS 540 01-02                 | 1003-0903 |
| SXS 540 03-05                 | 1003-0909 |
| SXS 540 06                    | 1003-0908 |
| SMR 560 06-07                 | 1003-0909 |
| SMC 625 04-06                 | 1003-0909 |
| SXC 625 03-05                 | 1003-0909 |
| 660 RALLY FACTORY REPL. 06-07 | 1003-0909 |
| 660 RALLYE 01-05              | 1003-0903 |
| 950 ADVENTURE 03-06           | 1003-1869 |
| 950 SUPER ENDURO 07           | 1003-1869 |
| 950 SUPER MOTO 05-07          | 1003-1869 |
| <b>SHERCO</b>                 |           |
| SC-R 250 19                   | 1003-0902 |
| SE-R 250 14-21                | 1003-0902 |
| SC-R 300 19                   | 1003-0902 |

| CARB REPAIR KITS (CON'T)                |           |
|---|-----------|
| MAKE/MODEL/YEAR                         | PART #    |
| <b>SHERCO (CON'T)</b>                   |           |
| SE-R300 14-21                           | 1003-0902 |
| <b>SUZUKI</b>                           |           |
| JR50 78-99                              | 1003-0727 |
| JR50 00-06                              | 1003-0726 |
| DR-Z 50 19-22                           | 1003-0724 |
| RM60 03                                 | 1003-0725 |
| RM65 03-05                              | 1003-0715 |
| DR-Z 70 08-19                           | 1003-0724 |
| D580 83-00                              | 1003-0723 |
| JR80 01-04                              | 1003-0723 |
| RM80 86-95                              | 1003-0722 |
| RM80 96-01                              | 1003-0721 |
| RM85 02-04                              | 1003-0720 |
| RM85 05-22                              | 1003-0716 |
| RM85L 03-04                             | 1003-0720 |
| RM85L 05-16                             | 1003-0716 |
| RM100 03                                | 1003-0851 |
| DRZ110 03-06                            | 1003-0853 |
| DR125SE 94-96                           | 1003-1427 |
| DR-Z125 03-21                           | 1003-0717 |
| DR-Z125L 03-21                          | 1003-0717 |
| RM125 88                                | 1003-1260 |
| RM125 89-90                             | 1003-1261 |
| RM125 91                                | 1003-0910 |
| RM125 93                                | 1003-0911 |
| RM125 94                                | 1003-1435 |
| RM125 96                                | 1003-1431 |
| RM125 98                                | 1003-0894 |
| RM125 99                                | 1003-0733 |
| RM125 00                                | 1003-0732 |
| RM125 01                                | 1003-0731 |
| RM125 02                                | 1003-0892 |
| RM125 03                                | 1003-0730 |
| RM125 04                                | 1003-0729 |
| RM125 05-06                             | 1003-0886 |
| RM125 07-08                             | 1003-0728 |
| DR200 SE 96-20                          | 1003-0734 |
| DR250 90-93                             | 1003-1428 |
| DR250S 90-91                            | 1003-1429 |
| DR250S 92                               | 1003-1430 |
| DRZ250 NON CA MODELS PUMPER CARB 01-07  | 1003-0735 |
| RM250 89                                | 1003-1265 |
| RM250 90                                | 1003-0953 |
| RM250 91                                | 1003-0948 |
| RM250 93                                | 1003-0792 |
| RM250 94                                | 1003-0791 |
| RM250 95                                | 1003-0926 |
| RM250 96                                | 1003-0790 |
| RM250 97                                | 1003-0789 |
| RM250 98                                | 1003-0787 |
| RM250 99                                | 1003-0785 |
| RM250 00                                | 1003-0775 |
| RM250 01                                | 1003-0774 |
| RM250 02                                | 1003-0773 |
| RM250 03                                | 1003-0772 |
| RM250 04-08                             | 1003-0737 |
| RMX250 89-92                            | 1003-0925 |
| RMX250 93-99                            | 1003-0924 |
| RMZ250 04-06                            | 1003-0887 |
| RMZ250 07                               | 1003-0888 |
| RMZ250 08-09                            | 1003-0889 |
| DR350 90-91                             | 1003-0890 |
| DR350 92-93                             | 1003-0891 |
| DR350 94-99                             | 1003-0893 |
| DR350SE 90-92                           | 1003-0923 |
| DR350SE 93-99                           | 1003-0736 |
| DRZ400E 00-03                           | 1003-0895 |
| DRZ400E CA MODEL CV CARB 04-07          | 1003-0802 |
| DRZ400E NON CA MODELS PUMPER CARB 04-07 | 1003-0895 |
| DRZ400K 00-03                           | 1003-0895 |
| DRZ400S 00-22                           | 1003-0714 |
| DRZ400SM 05-22                          | 1003-0714 |
| RMZ450 05-06                            | 1003-0878 |
| CONTINUED ON NEXT PAGE                  |           |

APPAREL

HELMETS & GOGGLES

RIDER ARMOR

OUTERWEAR

YOUTH

LUGGAGE & PACKS

BIKE BODY

BIKE CONTROLS

BIKE SUSPENSION

BIKE BRAKING

BIKE DRIVE

BIKE BEARINGS

BIKE ENGINE

BIKE ELECTRICAL

BIKE EXHAUST

BIKE WHEELS

BICYCLE

GARAGE & PROMO

SIZING CHART

| CARB REPAIR KITS (CON'T)  |           |
|---------------------------|-----------|
| MAKE/MODEL/YEAR           | PART #    |
| <b>SUZUKI (CON'T)</b>     |           |
| RM2450 07                 | 1003-0876 |
| DR650SE 92-93             | 1003-0718 |
| DR650SE 94-95             | 1003-0712 |
| DR650SE 96-20             | 1003-0711 |
| <b>YAMAHA</b>             |           |
| PW50 81-23                | 1003-0829 |
| TTR50 06-09               | 1003-0830 |
| TTR50 12-23               | 1003-1801 |
| YZ 65 18-23               | 1003-1932 |
| BW80 86-90                | 1003-1433 |
| PW80 83-06                | 1003-0743 |
| YZ80 86-92                | 1003-0843 |
| YZ80 93-96                | 1003-0832 |
| YZ80 97-01                | 1003-0831 |
| YZ85 02-18                | 1003-0744 |
| YZ85 19-23                | 1003-1863 |
| YZ85LW 22-23              | 1003-1863 |
| TTR90 00-05               | 1003-0747 |
| TTR90 06-08               | 1003-0746 |
| TTR110 08-23              | 1003-0748 |
| TTR125 DRUM BRAKE 00-05   | 1003-0835 |
| TTR125 DRUM BRAKE 06-07   | 1003-0834 |
| TTR125 DRUM BRAKE 08-09   | 1003-0833 |
| TTR125L DISC BRAKE 00-05  | 1003-0835 |
| TTR125L DISC BRAKE 06-07  | 1003-0834 |
| TTR125L DISC BRAKE 08     | 1003-0833 |
| TTR125LE DISC BRAKE 03-05 | 1003-0835 |
| TTR125LE DISC BRAKE 06-07 | 1003-0834 |
| TTR125LE DISC BRAKE 08-23 | 1003-0833 |
| YZ125 89                  | 1003-1434 |
| YZ125 90                  | 1003-0922 |
| YZ125 91                  | 1003-0921 |
| YZ125 92-93               | 1003-0920 |

| CARB REPAIR KITS (CON'T) |           |
|--------------------------|-----------|
| MAKE/MODEL/YEAR          | PART #    |
| <b>YAMAHA (CON'T)</b>    |           |
| YZ125 94                 | 1003-0919 |
| YZ125 96-97              | 1003-0918 |
| YZ125 98                 | 1003-0917 |
| YZ125 99-00              | 1003-0916 |
| YZ125 01                 | 1003-0753 |
| YZ125 02                 | 1003-0752 |
| YZ125 03-04              | 1003-0751 |
| YZ125 05-11              | 1003-0750 |
| YZ125 12-21              | 1003-0749 |
| YZ125 22-23              | 1003-0749 |
| YZ125X 23                | 1003-1998 |
| YZ125X 20-22             | 1003-6421 |
| RT180 90-98              | 1003-0836 |
| TW200 TRAILWAY 87-00     | 1003-0837 |
| TW200 TRAILWAY 01-23     | 1003-0754 |
| TTR225 99-00             | 1003-0755 |
| TTR225 01-02             | 1003-0757 |
| TTR225 03-04             | 1003-0755 |
| XT225 92-00              | 1003-0757 |
| XT225 01-07              | 1003-0756 |
| TTR230 05-17             | 1003-0839 |
| TTR230 19-23             | 1003-0839 |
| TTR250 99-06             | 1003-0823 |
| WR250 91                 | 1003-0947 |
| WR250 92-94              | 1003-0822 |
| WR250 95-97              | 1003-0821 |
| WR250F 01                | 1003-0828 |
| WR250F 02                | 1003-0827 |
| WR250F 03                | 1003-0826 |
| WR250F 04                | 1003-0825 |
| WR250F 05                | 1003-0824 |
| WR250F 06-13             | 1003-0820 |
| XT250 08-12              | 1003-0819 |

| CARB REPAIR KITS (CON'T) |           |
|--------------------------|-----------|
| MAKE/MODEL/YEAR          | PART #    |
| <b>YAMAHA (CON'T)</b>    |           |
| YZ250 90                 | 1003-0946 |
| YZ250 91                 | 1003-0915 |
| YZ250 92-94              | 1003-0914 |
| YZ250 95                 | 1003-1264 |
| YZ250 96                 | 1003-0913 |
| YZ250 97                 | 1003-0818 |
| YZ250 98                 | 1003-1436 |
| YZ250 99                 | 1003-1437 |
| YZ250 00                 | 1003-0814 |
| YZ250 01-23              | 1003-0798 |
| YZ250F 01-02             | 1003-0817 |
| YZ250F 03                | 1003-0816 |
| YZ250F 04                | 1003-0815 |
| YZ250F 05-07             | 1003-0813 |
| YZ250F 08-09             | 1003-0812 |
| YZ250F 10-11             | 1003-0811 |
| YZ250F 12-13             | 1003-0810 |
| YZ250X 16-23             | 1003-0798 |
| WR400F 98-99             | 1003-0841 |
| WR400F 00                | 1003-0840 |
| YZ400F 98-99             | 1003-0867 |
| WR426F 01-02             | 1003-0865 |
| YZ426F 00-02             | 1003-0864 |
| WR450F 03                | 1003-0806 |
| WR450F 04                | 1003-0805 |
| WR450F 05-06             | 1003-0804 |
| WR450F 07-11             | 1003-0803 |
| YZ450F 03-04             | 1003-0809 |
| YZ450F 05-06             | 1003-0808 |
| YZ450F 07-09             | 1003-0807 |
| YZ490 87-90              | 1003-0912 |

**EFI FUEL PUMP REBUILD KITS**

**\$86.<sup>95</sup>**

- Kit includes all necessary parts to rebuild the OEM fuel pump module
- Kit includes: pump/ filter/ hoses/clamps/ wiring harness/ filter if needed
- Restores lost performance or non-functioning fuel pump with this economical solution
- Kits come ready for plug and play installation



| EFI FUEL PUMP REBUILD KITS |           |
|----------------------------|-----------|
| MAKE/MODEL/YEAR            | PART #    |
| <b>GAS GAS</b>             |           |
| EX250F 21                  | 1009-0095 |
| MC250F 21                  | 1009-0095 |
| EC300 21                   | 1009-0095 |
| EX 300 21                  | 1009-0095 |
| EX350F 21                  | 1009-0095 |
| EX450F 21                  | 1009-0095 |
| MC450F 21                  | 1009-0095 |
| <b>HONDA</b>               |           |
| CRF110 F 19-22             | 1009-0144 |
| CRF125 F 19-22             | 1009-0144 |
| CRF125 FB 19-22            | 1009-0144 |
| CRF250L 13-16              | 1009-0092 |
| CRF250R 10-22              | 1009-0091 |
| CRF250 RX 19-22            | 1009-0091 |
| CRF250 F 19-22             | 1009-0144 |
| CRF250L 17-20              | 1009-0144 |
| CRF 250L ABS 17-20         | 1009-0144 |
| CRF250RL RALLY 17-20       | 1009-0144 |
| CRF250RLA RALLY 17-20      | 1009-0144 |
| CRF250RX 19-22             | 1009-0091 |
| CRF300L 21-22              | 1009-0144 |
| CRF300L ABS 21-22          | 1009-0144 |

**EFI FUEL PUMP REBUILD KITS (CON'T)**

| MAKE/MODEL/YEAR               | PART #    |
|-------------------------------|-----------|
| <b>HUSABERG (CON'T)</b>       |           |
| CRF300LR 21-22                | 1009-0144 |
| CRF300LR ABS 21-22            | 1009-0144 |
| CRF450L 19-21                 | 1009-0091 |
| CRF450RL 22                   | 1009-0091 |
| CRF450R 09-22                 | 1009-0091 |
| CRF450RWE 19-21               | 1009-0091 |
| CRF450RX 17-22                | 1009-0091 |
| CRF450X 19-22                 | 1009-0091 |
| <b>HUSABERG</b>               |           |
| FE250 13-14                   | 1009-0095 |
| FE350 13-14                   | 1009-0095 |
| 450FE 09-11                   | 1009-0095 |
| 450FX 10-11                   | 1009-0095 |
| FE501 13-14                   | 1009-0095 |
| 570FE 09-11                   | 1009-0095 |
| 570FS 09-11                   | 1009-0095 |
| <b>HUSQVARNA</b>              |           |
| TE 150 I 20-22                | 1009-0095 |
| FC 250 14-22                  | 1009-0095 |
| FE 250 14-20                  | 1009-0095 |
| TC 250 14-19                  | 1009-0095 |
| TE 250 08-13                  | 1009-0146 |
| TE 250 I 18-22                | 1009-0095 |
| TC250 11-13                   | 1009-0146 |
| TXC250 10-13                  | 1009-0146 |
| TX 250 10-13                  | 1009-0095 |
| TE 300 I 19-22                | 1009-0095 |
| TX 300 I 20-22                | 1009-0095 |
| TE310 11-13                   | 1009-0146 |
| TXC310 12-13                  | 1009-0146 |
| FC 350 14-22                  | 1009-0095 |
| FE 350 14-21                  | 1009-0095 |
| FE 350S 15-21                 | 1009-0095 |
| FX 350 17-22                  | 1009-0095 |
| FC 450 14-22                  | 1009-0095 |
| FC 450 ROCKSTAR EDITION 18-19 | 1009-0095 |
| FE 450 14-19                  | 1009-0095 |
| FS 450 18-20                  | 1009-0095 |



| EFI FUEL PUMP REBUILD KITS (CON'T) |           |
|------------------------------------|-----------|
| MAKE/MODEL/YEAR                    | PART #    |
| <b>HUSQVARNA (CON'T)</b>           |           |
| FX 450 18                          | 1009-0095 |
| FR450 RALLY 20                     | 1009-0145 |
| TE450 08-10                        | 1009-0146 |
| TE450 11-13                        | 1009-0093 |
| FE 501 14-21                       | 1009-0095 |
| FE 501S 15-21                      | 1009-0095 |
| TE510 08-10                        | 1009-0146 |
| TE511 11-13                        | 1009-0093 |
| TXC511 12-13                       | 1009-0093 |
| SMS630 11                          | 1009-0095 |
| TE630 11                           | 1009-0095 |
| 701 16-21                          | 1009-0095 |
| <b>KAWASAKI</b>                    |           |
| KLX230 20-22                       | 1009-0092 |
| KLX230 ABS 21                      | 1009-0092 |
| KLX 230R 20-22                     | 1009-0092 |
| KLX230S 22                         | 1009-0092 |
| KX250F 11-16                       | 1009-0093 |
| KX 250 21-22                       | 1009-0142 |
| KX 250X 21-22                      | 1009-0142 |
| KLX250S 18-20                      | 1009-0145 |
| KLX300 20-22                       | 1009-0092 |
| KLX 300SM 21-22                    | 1009-0092 |
| KLX300R 20-22                      | 1009-0145 |
| KX450F 10-18                       | 1009-0093 |
| KX450 19-22                        | 1009-0142 |
| KX450 X 21- 22                     | 1009-0142 |
| KX450 SR 22                        | 1009-0142 |
| KLR 650 ADVENTURE 22               | 1009-0145 |
| <b>KTM</b>                         |           |
| XC-W 150 TPI 20-22                 | 1009-0095 |
| EXC-F 250 17-19                    | 1009-0095 |
| FREERIDE 250 F 19                  | 1009-0095 |
| SX-F 250 11-22                     | 1009-0095 |
| SX-F 250 FACTORY EDITION 15        | 1009-0095 |
| XC 250 TPI 20-22                   | 1009-0095 |
| XC-F 250 11-22                     | 1009-0095 |
| XC-FW 250 12-16                    | 1009-0095 |
| XC-W 250 TPI 18-22                 | 1009-0095 |
| XC 300 TPI 20-22                   | 1009-0095 |
| XC-W 300 TPI 19-22                 | 1009-0095 |
| EXC-F 350 12-22                    | 1009-0095 |
| SX-F 350 11-22                     | 1009-0095 |

| EFI FUEL PUMP REBUILD KITS (CON'T) |           |
|------------------------------------|-----------|
| MAKE/MODEL/YEAR                    | PART #    |
| <b>KTM (CON'T)</b>                 |           |
| XC-F 350 11-22                     | 1009-0095 |
| XC-FW 350 12-22                    | 1009-0095 |
| XC-FW 350 SIX DAYS 15-16           | 1009-0095 |
| EXC 450 12-14                      | 1009-0095 |
| EXC-F 450 SIX DAYS 17-19           | 1009-0095 |
| SX-F 450 13-22                     | 1009-0095 |
| SX-F 450 FACTORY EDITION 15-21     | 1009-0095 |
| XC-F 450 13-22                     | 1009-0095 |
| XC-W 450 12-16                     | 1009-0095 |
| EXC 500 12-16                      | 1009-0095 |
| EXC 500 SIX DAYS 16                | 1009-0095 |
| EXC-F 500 17-22                    | 1009-0095 |
| EXC-F 500 SIX DAYS 20-22           | 1009-0095 |
| XC-W 500 12-16                     | 1009-0095 |
| XC-FW 500 21-22                    | 1009-0095 |
| ENDURO R 690 09-21                 | 1009-0095 |
| SMC 690 08-10                      | 1009-0095 |
| SMC R 690 19-21                    | 1009-0095 |
| ADVENTURE 990 07-13                | 1009-0143 |
| SUPERMOTO 990 10-11                | 1009-0143 |
| ADVENTURE R 1090 17-18             | 1009-0143 |
| ADVENTURE 1190 14-16               | 1009-0143 |
| SUPER ADVENTURE R 1290 17-20       | 1009-0143 |
| SUPER ADVENTURE S 1290 18-20       | 1009-0143 |
| SUPER ADVENTURE T 1290 17          | 1009-0143 |
| <b>SUZUKI</b>                      |           |
| RMZ250 10-22                       | 1009-0093 |
| RMX450 10-19                       | 1009-0093 |
| RMZ450 08-22                       | 1009-0093 |
| <b>YAMAHA</b>                      |           |
| WR250F 15-19                       | 1009-0094 |
| WR250F 20-21                       | 1009-0147 |
| WR250R DUAL SPORT 08-20            | 1009-0094 |
| WR250X SUPERMOTO 08-11             | 1009-0094 |
| XT250 13-22                        | 1009-0094 |
| YZ250F 14-22                       | 1009-0094 |
| YZ250FX 15-19                      | 1009-0094 |
| YZ250FX 20-22                      | 1009-0147 |
| WR450F 12-19                       | 1009-0094 |
| WR450F 20-21                       | 1009-0147 |
| YZ450F 10-22                       | 1009-0094 |
| YZ450FX 16-18                      | 1009-0094 |
| YZ450FX 19-22                      | 1009-0147 |



KADE JOHNSON

APPAREL

HELMETS & GOGGLES

RIDER ARMOR

OUTERWEAR

YOUTH

LUGGAGE & PACKS

BIKE BODY

BIKE CONTROLS

BIKE SUSPENSION

BIKE BRAKING

BIKE DRIVE

BIKE BEARINGS

BIKE ENGINE

BIKE ELECTRICAL

BIKE EXHAUST

BIKE WHEELS

BICYCLE

GARAGE & PROMO

SIZING CHART

**FUEL PETCOCK REBUILD KITS**

**\$10.95-\$26.95**

- Includes components to rebuild one fuel petcock
- Kit includes all necessary face screws, tank bolts, face gasket, tank gasket, diaphragm, o-rings, wave washer, and misc components
- Non re-buildable riveted Honda specific kits include special drill and self-tapping screws along with instructions for an easy and inexpensive rebuild



| FUEL PETCOCK REBUILD KITS |           |
|---------------------------|-----------|
| MAKE/MODEL/YEAR           | PART #    |
| <b>GAS GAS</b>            |           |
| MC 85 19/16 WHEEL 21-23   | 0705-0340 |
| MC 125 21-23              | 0705-0340 |
| <b>HONDA</b>              |           |
| CRF50F 04-23              | 0705-0389 |
| XR50R 00-03               | 0705-0389 |
| CRF70F 04-12              | 0705-0389 |
| XR70R 97-03               | 0705-0389 |
| CR80 82-84                | 0705-0387 |
| CR80R 85-02               | 0705-0387 |
| CR80RB 96-02              | 0705-0387 |
| CRF80F 04-13              | 0705-0389 |
| XR80R 85-98               | 0705-0387 |
| XR80R 99-03               | 0705-0389 |
| CR85R 03-07               | 0705-0389 |
| CR85RB 03-07              | 0705-0389 |
| CRF100F 04-13             | 0705-0389 |
| XR100R 85-97              | 0705-0389 |
| XR100R 98-03              | 0705-0389 |
| CRF110F 13-18             | 0705-0389 |
| CR125R 80-07              | 0705-0375 |
| CRF125F 14-18             | 0705-0389 |
| CRF125FB 14-18            | 0705-0389 |
| CRF150F 03-17             | 0705-0389 |
| CRF150R 07-23             | 0705-0387 |
| CRF150RB 07-23            | 0705-0387 |
| XR200R 81-02              | 0705-0387 |
| CRF230F 03-16             | 0705-0389 |
| CR230F 19                 | 0705-0387 |
| CRF230L 08-09             | 0705-0391 |
| CRF230M 09                | 0705-0391 |
| CR250R 80-07              | 0705-0375 |
| CRF250R 04-09             | 0705-0377 |
| CRF250X 04-07             | 0705-0377 |
| CRF250X 08-17             | 0705-0376 |
| XL250R 84-87              | 0705-0388 |
| XR250L 91-96              | 0705-0388 |
| XR250R 81-95              | 0705-0387 |
| XR250R 96-04              | 0705-0389 |
| XL350R 84-85              | 0705-0388 |
| XR350R 83-85              | 0705-0387 |
| XR400R 96-04              | 0705-0390 |
| CRF450R 02-08             | 0705-0378 |
| CRF450X 05-07             | 0705-0377 |
| CRF450X 08-17             | 0705-0376 |
| CR480R 82-83              | 0705-0375 |
| CR500R 84-01              | 0705-0375 |
| XR500R 81-84              | 0705-0387 |
| XL600R 83-87              | 0705-0388 |
| XR600R 85-87              | 0705-0387 |
| XR600R 88-00              | 0705-0389 |
| XR650L 93-21              | 0705-0386 |
| XR650R 00-07              | 0705-0379 |
| <b>HUSABERG</b>           |           |
| TE250 11-14               | 0705-0343 |
| TE300 11-14               | 0705-0343 |
| 450FE 06-08               | 0705-0340 |
| 450FS-C 06                | 0705-0340 |
| 450FS-E 06-08             | 0705-0340 |
| 550FE 07-08               | 0705-0340 |
| 550FS-E 07                | 0705-0340 |
| 650FE 07-08               | 0705-0340 |

| FUEL PETCOCK REBUILD KITS (CON'T) |           |
|-----------------------------------|-----------|
| MAKE/MODEL/YEAR                   | PART #    |
| <b>HUSABERG (CON'T)</b>           |           |
| 650FS-C 08                        | 0705-0340 |
| 650FS-E 08                        | 0705-0340 |
| <b>HUSQVARNA</b>                  |           |
| TC 85 14-23                       | 0705-0340 |
| TC 85 BW 19-23                    | 0705-0340 |
| CR125 93-09                       | 0705-0385 |
| SM125 98                          | 0705-0385 |
| TC 125 14-23                      | 0705-0340 |
| TE 125 15-16                      | 0705-0343 |
| WMX 125 90                        | 0705-0385 |
| WR125 98-13                       | 0705-0385 |
| WRE125 95                         | 0705-0385 |
| WXC-WXE 125 95-96                 | 0705-0385 |
| WXE125 90                         | 0705-0385 |
| WXE-WMX 125 91                    | 0705-0385 |
| TE 150 17-19                      | 0705-0343 |
| CR250 93-95                       | 0705-0385 |
| TC250 14-23                       | 0705-0340 |
| TE250 14-18                       | 0705-0343 |
| TE250 EFI 18                      | 0705-0343 |
| WMX250 90                         | 0705-0385 |
| WR250 09-13                       | 0705-0385 |
| WXE250 90                         | 0705-0385 |
| WXE-WMX 250 91                    | 0705-0385 |
| TE 300 14-18                      | 0705-0343 |
| TX 300 17-19                      | 0705-0343 |
| WR300 08-13                       | 0705-0385 |
| WR360 96                          | 0705-0385 |
| <b>KAWASAKI</b>                   |           |
| KX65 00-23                        | 0705-0371 |
| KD80 88-90                        | 0705-0366 |
| KX80 98-00                        | 0705-0373 |
| KX85 01-23                        | 0705-0371 |
| KX85 BIG WHEEL 01-18              | 0705-0371 |
| KX100 98-00                       | 0705-0373 |
| KX100 01-21                       | 0705-0371 |
| KLX110 02-09                      | 0705-0372 |
| KLX110 10-23                      | 0705-0361 |
| KLX110L 10-23                     | 0705-0361 |
| KX112 22-23                       | 0705-0371 |
| KLX125 03-06                      | 0705-0357 |
| KLX125L 03-06                     | 0705-0357 |
| KX125 92-98                       | 0705-0361 |
| KX125 99-02                       | 0705-0371 |
| KX125 03-05                       | 0705-0370 |
| KLX140 08-20                      | 0705-0374 |
| KLX140G 08-20                     | 0705-0374 |
| KLX140L 08-20                     | 0705-0374 |
| KLX140R 21-23                     | 0705-0374 |
| KLX140RL 21-22                    | 0705-0374 |
| KLX140RF 21-22                    | 0705-0374 |
| KDX200 89-06                      | 0705-0369 |
| KDX220 97-05                      | 0705-0369 |
| KDX250 91-94                      | 0705-0380 |
| KL250 SUPER SHERPA 00-10          | 0705-0368 |
| KLR250 86-05                      | 0705-0366 |
| KLX250R 94-96                     | 0705-0361 |
| KLX250S 06-14                     | 0705-0367 |
| KLX250SF 09-10                    | 0705-0367 |
| KX250 92-98                       | 0705-0361 |
| KX250 99-00                       | 0705-0381 |

**FUEL PETCOCK REBUILD KITS (CON'T)**

| MAKE/MODEL/YEAR            | PART #    |
|----------------------------|-----------|
| <b>KAWASAKI (CON'T)</b>    |           |
| KX250 01-02                | 0705-0371 |
| KX250 03-07                | 0705-0370 |
| KX250F 04-05               | 0705-0382 |
| KX250F 06-10               | 0705-0365 |
| KLX300(R) 97-07            | 0705-0361 |
| KLX450R 08-09              | 0705-0364 |
| KX450F 06-08               | 0705-0354 |
| KL600 84-86                | 0705-0366 |
| KL650 A (KLR) 87-07        | 0705-0362 |
| KL650 B (KLR) TENGAI 90-91 | 0705-0362 |
| KL650 E (KLR) 08-18        | 0705-0362 |
| KLX650 C 93-96             | 0705-0367 |
| KLX650R 93-96              | 0705-0374 |
| <b>KTM</b>                 |           |
| SX 85 03-23                | 0705-0340 |
| SX 85 BW 13-23             | 0705-0340 |
| SXS 85 13-14               | 0705-0340 |
| XC 85 08-09                | 0705-0340 |
| SX 105 06-11               | 0705-0340 |
| XC 105 08-09               | 0705-0340 |
| EGS 125 95-99              | 0705-0341 |
| EXC 125 94-02              | 0705-0341 |
| EXC 125 03-09              | 0705-0343 |
| EXE 125 00-01              | 0705-0341 |
| SX 125 95-00               | 0705-0341 |
| SX 125 01-23               | 0705-0340 |
| XC 125 21-22               | 0705-0340 |
| SXS 125 04                 | 0705-0340 |
| SX 144 07-08               | 0705-0340 |
| SX 150 09-22               | 0705-0340 |
| XC 150 10-14               | 0705-0343 |
| XC-W 150 17-19             | 0705-0343 |
| EGS 200 98-99              | 0705-0341 |
| EXC 200 98-02              | 0705-0341 |
| EXC 200 03-16              | 0705-0343 |
| MXC 200 98-02              | 0705-0341 |
| MXC 200 03                 | 0705-0343 |
| SX 200 03-04               | 0705-0340 |
| XC 200 06-09               | 0705-0343 |
| XC-W 200 06-16             | 0705-0343 |
| EGS 250 95-99              | 0705-0341 |
| EXC 250 96-02              | 0705-0341 |
| EXC 250 03-17              | 0705-0343 |
| EXC 23                     | 0705-0340 |
| EXC-G 250 RACING 02-05     | 0705-0343 |
| MXC 250 98-01              | 0705-0341 |
| SX 250 96-00               | 0705-0341 |
| SX 250 01-23               | 0705-0340 |
| SX-F 250 05-10             | 0705-0340 |
| SXS 250 01                 | 0705-0340 |
| SXS 250 03-04              | 0705-0343 |
| XC 250 06-19               | 0705-0343 |
| XC 250 23                  | 0705-0340 |
| XC-F 250 07-09             | 0705-0343 |
| XC-F 250 23                | 0705-0340 |
| XC-FW 250 06-11            | 0705-0343 |
| XC-W 250 06-18             | 0705-0343 |
| EGS 300 95-99              | 0705-0341 |
| EXC 300 95-02              | 0705-0341 |
| EXC 300 03-17              | 0705-0343 |
| MXC 300 95-02              | 0705-0341 |
| MXC 300 03-05              | 0705-0343 |
| XC 300 06-18               | 0705-0343 |
| XC-W 300 06-18             | 0705-0343 |
| XC-W 300 SIX DAYS 14-18    | 0705-0343 |
| EGS 360 96-97              | 0705-0341 |
| EXC 360 96-97              | 0705-0341 |
| MXC 360 96-97              | 0705-0341 |
| SX 360 96-97               | 0705-0341 |
| EGS 380 98-99              | 0705-0341 |
| EXC 380 98-02              | 0705-0341 |
| MXC 380 98-01              | 0705-0341 |
| SX 380 98-00               | 0705-0341 |
| SX 380 01-02               | 0705-0340 |
| COMP. 400 95               | 0705-0341 |
| EXC 400 00-02              | 0705-0341 |

| FUEL PETCOCK REBUILD KITS (CON'T) |           |
|-----------------------------------|-----------|
| MAKE/MODEL/YEAR                   | PART #    |
| <b>KTM (CON'T)</b>                |           |
| EXC-G 400 04-06                   | 0705-0343 |
| MXC 400 01-02                     | 0705-0341 |
| SX 400 00                         | 0705-0341 |
| SX 400 01-02                      | 0705-0340 |
| XC-W 400 07-10                    | 0705-0343 |
| KXC 440 95                        | 0705-0341 |
| MXC 440 94                        | 0705-0341 |
| EXC 450 03-15                     | 0705-0343 |
| EXC-G 450 03-15                   | 0705-0343 |
| EXC-R 450 08                      | 0705-0343 |
| MXC-G 450 03-05                   | 0705-0341 |
| SMR 450 05-07                     | 0705-0340 |
| SMS 450 03-04                     | 0705-0340 |
| SX 450 03-06                      | 0705-0340 |
| SX-F 450 07-12                    | 0705-0340 |
| SXS 450 03-04                     | 0705-0340 |
| XC 450 04                         | 0705-0340 |
| KC 450 06-07                      | 0705-0343 |
| XC-F 450 08-09                    | 0705-0343 |
| XCR-W 450 08                      | 0705-0343 |
| XC-W 450 07-11                    | 0705-0343 |
| SX-F 505 08                       | 0705-0340 |
| XC-F 505 08-09                    | 0705-0343 |
| EXC 520 00-02                     | 0705-0341 |
| MXC 520 01-02                     | 0705-0341 |
| SX 520 00                         | 0705-0341 |
| SX 520 01-02                      | 0705-0340 |
| EXC 525 03-07                     | 0705-0343 |
| SMR 525 05                        | 0705-0340 |
| SX 525 03-06                      | 0705-0340 |
| XC-W 525 07                       | 0705-0343 |
| EXC 530 09-11                     | 0705-0343 |
| EXC-R 530 08                      | 0705-0343 |
| XCR-W 530 08                      | 0705-0343 |
| XC-W 530 09-11                    | 0705-0343 |
| SXS 540 01-06                     | 0705-0340 |
| EXC 620 95                        | 0705-0341 |

| FUEL PETCOCK REBUILD KITS (CON'T)          |           |
|--|-----------|
| MAKE/MODEL/YEAR                            | PART #    |
| <b>SUZUKI</b>                              |           |
| RM65 03-05                                 | 0705-0371 |
| DR-Z 50 19-22                              | 0705-0357 |
| DR-Z 70 08-19                              | 0705-0357 |
| DRZ110 03-06                               | 0705-0372 |
| DR125SE 94-96                              | 0705-0350 |
| DR-Z125 03-21                              | 0705-0357 |
| DR-Z125L 03-21                             | 0705-0357 |
| RM125 92-95                                | 0705-0356 |
| RM125 96-04                                | 0705-0353 |
| RM125 05-08                                | 0705-0351 |
| DR200 SE 96-17                             | 0705-0350 |
| DR250S 90-95                               | 0705-0350 |
| DR200 S 18-20                              | 0705-0350 |
| DRZ250 NON CA MODELS<br>PUMPER CARB 01-07  | 0705-0336 |
| RM250 93-94                                | 0705-0356 |
| RM250 95-06                                | 0705-0353 |
| RM250 07-08                                | 0705-0351 |
| RMZ250 04-06                               | 0705-0382 |
| RMZ250 07-09                               | 0705-0354 |
| DR350SE 90-99                              | 0705-0350 |
| DRZ400E 00-03                              | 0705-0336 |
| DRZ400E NON CA MODELS<br>PUMPER CARB 04-07 | 0705-0336 |
| DRZ400K 00-03                              | 0705-0336 |
| DRZ400S 00-22                              | 0705-0352 |
| DRZ400SM 05-22                             | 0705-0352 |
| RMZ450 05-07                               | 0705-0351 |
| DR650SE 92-20                              | 0705-0350 |
| <b>YAMAHA</b>                              |           |
| PW50 81-21                                 | 0705-0383 |
| TTR50 06-23                                | 0705-0342 |
| YZ 65 18-23                                | 0705-0335 |
| BW80 86-90                                 | 0705-0335 |
| PW80 91-06                                 | 0705-0335 |
| YZ80 87-01                                 | 0705-0335 |
| YZ85 02-23                                 | 0705-0335 |
| TTR90 00-08                                | 0705-0335 |

| FUEL PETCOCK REBUILD KITS (CON'T) |           |
|-----------------------------------|-----------|
| MAKE/MODEL/YEAR                   | PART #    |
| <b>YAMAHA (CON'T)</b>             |           |
| RT100 90-00                       | 0705-0335 |
| TTR110 08-13                      | 0705-0342 |
| TTR110 14-23                      | 0705-0346 |
| TTR125 DRUM BRAKE 00-03           | 0705-0335 |
| TTR125E DRUM BRAKE 03-09          | 0705-0335 |
| TTR125L DISC BRAKE 00-08          | 0705-0335 |
| TTR125LE DISC BRAKE 03-23         | 0705-0335 |
| YZ125 86-23                       | 0705-0335 |
| YZ125 X 20-23                     | 0705-0335 |
| TW200 TRAILWAY 87-23              | 0705-0335 |
| WR200 92                          | 0705-0335 |
| TTR225 99-04                      | 0705-0344 |
| TTR230 19-22                      | 0705-0335 |
| XT225 92-07                       | 0705-0344 |
| TTR230 05-23                      | 0705-0335 |
| TTR250 99-06                      | 0705-0335 |
| WR250 91-97                       | 0705-0335 |
| WR250F 01-06                      | 0705-0335 |
| WR250F 07-13                      | 0705-0342 |
| XT250 08-12                       | 0705-0339 |
| YZ250 08-23                       | 0705-0335 |
| YZ250F 01-13                      | 0705-0335 |
| YZ250X 16-23                      | 0705-0335 |
| BW350 87-88                       | 0705-0335 |
| XT350 85-00                       | 0705-0335 |
| WR400F 98-00                      | 0705-0335 |
| YZ400F 98-99                      | 0705-0335 |
| WR426F 01-02                      | 0705-0335 |
| YZ426F 00-02                      | 0705-0335 |
| WR450F 03-06                      | 0705-0335 |
| WR450F 07-11                      | 0705-0338 |
| YZ450F 03-09                      | 0705-0335 |
| YZ490 86-90                       | 0705-0335 |
| WR500 92-93                       | 0705-0335 |
| XT600 84-95                       | 0705-0336 |

### ACCELERATOR PUMP REBUILD KITS \$19.95

- Kit includes all necessary parts to rebuild accelerator pump circuit
- Kit includes necessary o-rings, diaphragm, spring and screws
- Improperly functioning accelerator pumps can cause poor performance, and bogging on acceleration



| ACCELERATOR PUMP REBUILD KITS |           |
|-------------------------------|-----------|
| MAKE/MODEL/YEAR               | PART #    |
| <b>HONDA</b>                  |           |
| CRF150R 07-09                 | 1003-1439 |
| CRF150R 12-23                 | 1003-1286 |
| CRF150RB 07-09                | 1003-1439 |
| CRF150RB 12-23                | 1003-1286 |
| CRF250R 04-09                 | 1003-1439 |
| CRF250X 04-06                 | 1003-1439 |
| CRF250X 07-17                 | 1003-1286 |
| CRF450R 02-06                 | 1003-1439 |
| CRF450R 07-08                 | 1003-1286 |
| CRF450X 05-07                 | 1003-1439 |
| CRF450X 08-17                 | 1003-1286 |
| KX250F 04-10                  | 1003-1287 |

| ACCELERATOR PUMP REBUILD KITS (CON'T) |           |
|---------------------------------------|-----------|
| MAKE/MODEL/YEAR                       | PART #    |
| <b>KAWASAKI</b>                       |           |
| KLX450R 08-09                         | 1003-1287 |
| KLX 450R (AU) 18-19                   | 1003-1287 |
| KX450F 06-08                          | 1003-1287 |
| <b>KTM</b>                            |           |
| SX-F 250 05-10                        | 1003-1444 |
| XC-F 250 07-09                        | 1003-1444 |
| XC-FW 250 06-11                       | 1003-1444 |
| EXC 450 03-04                         | 1003-1444 |
| EXC 450 07-11                         | 1003-1444 |
| EXC-G 450 03-07                       | 1003-1444 |
| EXC-R 450 08                          | 1003-1444 |
| MXC-G 450 03-05                       | 1003-1444 |
| SMR 450 05-07                         | 1003-1444 |
| SMS 450 03-04                         | 1003-1444 |
| SX 450 03-06                          | 1003-1444 |
| SX-F 450 07-12                        | 1003-1444 |
| SXS 450 03-04                         | 1003-1444 |
| XC 450 04                             | 1003-1444 |
| XC 450 06-07                          | 1003-1444 |
| XC-F 450 08-09                        | 1003-1444 |
| XCR-W 450 08                          | 1003-1444 |
| XC-W 450 SIX DAYS 10                  | 1003-1444 |
| XC-W 450 07-11                        | 1003-1444 |
| SX-F 505 08                           | 1003-1444 |
| XC-F 505 08-09                        | 1003-1444 |
| EXC 520 00-02                         | 1003-1444 |
| MXC 520 01-02                         | 1003-1444 |
| SX 520 00-02                          | 1003-1444 |
| EXC 525 03-07                         | 1003-1444 |
| MXC-G 525 03-05                       | 1003-1444 |
| SMR 525 05                            | 1003-1444 |
| SX 525 03-06                          | 1003-1444 |

| ACCELERATOR PUMP REBUILD KITS (CON'T)      |           |
|--|-----------|
| MAKE/MODEL/YEAR                            | PART #    |
| <b>KTM (CON'T)</b>                         |           |
| XC 525 06-07                               | 1003-1444 |
| XC-W 525 07                                | 1003-1444 |
| EXC 530 09-11                              | 1003-1444 |
| EXC-R 530 08                               | 1003-1444 |
| XCR-W 530 08                               | 1003-1444 |
| XC-W 530 09-11                             | 1003-1444 |
| SXS 540 01-06                              | 1003-1444 |
| SMR 560 06-07                              | 1003-1444 |
| SMC 625 04-06                              | 1003-1444 |
| SXC 625 03-05                              | 1003-1444 |
| RALLYE 660 01-05                           | 1003-1444 |
| RALLYE 660 FACTORY REPLICA 06-07           | 1003-1444 |
| <b>SUZUKI</b>                              |           |
| RMZ250 04-09                               | 1003-1287 |
| DRZ400E 00-03                              | 1003-1442 |
| DRZ400E NON CA MODELS<br>PUMPER CARB 04-07 | 1003-1442 |
| DRZ400K 00-03                              | 1003-1442 |
| RMZ450 05-07                               | 1003-1443 |
| <b>YAMAHA</b>                              |           |
| WR250F 01-13                               | 1003-1440 |
| WR 250F 14                                 | 1003-1287 |
| YZ250F 01-13                               | 1003-1440 |
| WR400F 98-00                               | 1003-1441 |
| YZ400F 98-99                               | 1003-1441 |
| WR426F 01-02                               | 1003-1441 |
| YZ426F 00-02                               | 1003-1441 |
| WR450F 03-11                               | 1003-1287 |
| YZ450F 03-09                               | 1003-1287 |

APPAREL

HELMETS & GOGGLES

RIDER ARMOR

OUTERWEAR

YOUTH

LUGGAGE & PACKS

BIKE BODY

BIKE CONTROLS

BIKE SUSPENSION

BIKE BRAKING

BIKE DRIVE

BIKE BEARINGS

BIKE ENGINE

BIKE ELECTRICAL

BIKE EXHAUST

BIKE WHEELS

BICYCLE

GARAGE & PROMO

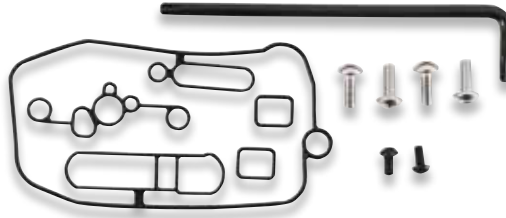
SIZING CHART



**CARBURETOR MID BODY GASKET KITS**

**\$14.95-\$23.95**

- Kit includes all the necessary components to reseal an FCR carburetor at its center section
- These components are not available from OEM
- Kit includes all replacement gaskets, O-rings, screws, and also a special tool if necessary



**CARBURETOR MID BODY GASKET KITS**

| MAKE/MODEL/YEAR        | PART #    |
|------------------------|-----------|
| <b>HONDA</b>           |           |
| RR 2T 250 13-23        | 0935-1169 |
| RR 2T 300 13-23        | 0935-1169 |
| RX 2T 300 21-23        | 0935-1169 |
| XTRAINER 300 15-23     | 0935-1169 |
| <b>GAS GAS</b>         |           |
| MC85 19/16 WHEEL 21-23 | 0935-1050 |
| MC 125 21-23           | 0935-1168 |
| <b>HONDA</b>           |           |
| CR85R 05-07            | 0935-1050 |
| CR85RB 05-07           | 0935-1050 |
| CRF150R / RB 07-11     | 0935-1049 |
| CRF150R 12-23          | 0935-1198 |
| CRF150FB 12-23         | 0935-1198 |
| CRF250R 04-06          | 0935-1010 |
| CRF250R 07-09          | 0935-1011 |
| CRF250X 04-07          | 0935-1010 |
| CRF250X 08-17          | 0935-1011 |
| CRF450R 02-06          | 0935-1010 |
| CRF450R 07-08          | 0935-1011 |
| CRF450X 05-07          | 0935-1010 |
| CRF450X 08-17          | 0935-1011 |
| <b>HUSQVARNA</b>       |           |
| TC125 14-16            | 0935-1169 |
| TC125 17-22            | 0935-1168 |
| TE 125 15-16           | 0935-1169 |
| TE150 17-19            | 0935-1168 |
| TC250 14               | 0935-1169 |
| TC 250 17-22           | 0935-1168 |
| TE 250 14-16           | 0935-1169 |
| TE 250 17-18           | 0935-1168 |
| TE 300 14-16           | 0935-1169 |
| TE 300 17-18           | 0935-1168 |
| TX 300 17-19           | 0935-1168 |
| <b>KAWASAKI</b>        |           |
| KX85 01-23             | 0935-1050 |
| KX100 01-21            | 0935-1050 |
| KX112 22-23            | 0935-1050 |
| KX125 90-98            | 1003-1963 |
| KX125 99-00            | 0935-1169 |
| KDX 200 89-06          | 1003-1963 |
| KDX220 97-05           | 1003-1963 |
| KDX250 91-94           | 1003-1963 |
| KX250 90-98            | 1003-1963 |
| KX250 99-07            | 0935-1169 |
| KX250F 04-10           | 0935-1010 |
| KLX450R 08-09          | 0935-1010 |
| KX450F 06-08           | 0935-1010 |
| KX500 96-04            | 1003-1963 |
| <b>KTM</b>             |           |
| SX85/SX85BW 03-23      | 0935-1050 |
| XC 85 08-09            | 0935-1050 |
| SXS 85 13-14           | 0935-1050 |
| SX 105 04-11           | 0935-1050 |
| SX 125 98-08           | 1003-1963 |
| SX 125 09-16           | 0935-1169 |
| SX 125 17-22           | 0935-1168 |
| XC 125 21-22           | 0935-1168 |
| SX 150 09-16           | 0935-1169 |
| SX 150 17-22           | 0935-1168 |
| XC 150 10-14           | 0935-1169 |
| XC-W 150 17-19         | 0935-1168 |

**CARBURETOR MID BODY GASKET KITS (CON'T)**

| MAKE/MODEL/YEAR         | PART #    |
|-------------------------|-----------|
| <b>KTM (CON'T)</b>      |           |
| MXC 200 00-03           | 1003-1963 |
| SX 200 03-04            | 1003-1963 |
| XC 200 06               | 1003-1963 |
| EXC 200 98-16           | 1003-1963 |
| XC-W 200 06             | 1003-1963 |
| XC 200 07-09            | 0935-1169 |
| XC-W 200 07-16          | 0935-1169 |
| EXC 250 00-03           | 1003-1963 |
| MXC 250 00-01           | 1003-1963 |
| EXC 250 04-05           | 0935-1169 |
| EXC-G 250 RACING 02-06  | 0935-1013 |
| SXS 250 03-04           | 0935-1169 |
| SX-F 250 05-10          | 0935-1011 |
| SX 250 02-16            | 0935-1169 |
| SX 250 17-22            | 0935-1168 |
| XC-F 250 07-09          | 0935-1011 |
| XC 250 06-16            | 0935-1169 |
| XC 250 17-19            | 0935-1168 |
| XC-W 250 06-16          | 0935-1169 |
| XC-W 250 17-18          | 0935-1168 |
| XC-FW 250 06-11         | 0935-1011 |
| XC-FW 250 17-18         | 0935-1168 |
| EXC 300 00-03           | 1003-1963 |
| EXC 300 04-05           | 0935-1169 |
| MXC 300 00-03           | 1003-1963 |
| MXC 300 04-05           | 0935-1169 |
| XC 300 06-16            | 0935-1169 |
| XC 300 17-19            | 0935-1168 |
| XC-W 300 06-16          | 0935-1169 |
| XC-W 300 17-18          | 0935-1168 |
| XC-W 300 SIX DAYS 14-16 | 0935-1169 |
| XC-W 300 SIX DAYS 17-18 | 0935-1168 |
| EXC 380 00-02           | 1003-1963 |
| MXC 380 00-01           | 1003-1963 |
| SX 380 00-02            | 1003-1963 |
| EXC 400 00-02           | 0935-1013 |
| EXC-G 400 04-05         | 0935-1012 |
| EXC-G 400 06            | 0935-1011 |
| MXC 400 01-02           | 0935-1013 |
| SX 400 00-02            | 0935-1013 |
| XC-W 400 07-11          | 0935-1011 |
| EXC 450 03-04           | 0935-1012 |
| EXC 450 07-11           | 0935-1011 |
| EXC-G 450 03-05         | 0935-1012 |
| EXC-G 450 06-07         | 0935-1011 |
| EXC-R 450 08            | 0935-1011 |
| MXC-G 450 03-05         | 0935-1012 |
| SMR 450 05              | 0935-1012 |
| SMR 450 06-07           | 0935-1011 |
| SMS 450 03-04           | 0935-1012 |
| SX 450 03-05            | 0935-1012 |
| SX 450 06               | 0935-1011 |
| SX-F 450 07-12          | 0935-1011 |
| SXS 450 03-04           | 0935-1012 |
| XC 450 04               | 0935-1012 |
| XC 450 06-07            | 0935-1011 |
| XC-F 450 08-09          | 0935-1011 |
| XCR-W 450 08            | 0935-1011 |
| XC-W 450 07-11          | 0935-1011 |
| SX-F 505 08             | 0935-1011 |
| XC-F 505 08-09          | 0935-1011 |

**CARBURETOR MID BODY GASKET KITS (CON'T)**

| MAKE/MODEL/YEAR                            | PART #    |
|--|-----------|
| <b>KTM (CON'T)</b>                         |           |
| EXC 520 00-02                              | 0935-1013 |
| MXC 520 01-02                              | 0935-1013 |
| SX 520 00-02                               | 0935-1013 |
| EXC 525 03-05                              | 0935-1012 |
| EXC 525 06-07                              | 0935-1011 |
| MXC-G 525 03-05                            | 0935-1012 |
| SMR 525 05                                 | 0935-1012 |
| SX 525 03-05                               | 0935-1012 |
| SX 525 06                                  | 0935-1011 |
| XC 525 06-07                               | 0935-1011 |
| XC-W 525 07                                | 0935-1011 |
| EXC 530 09-11                              | 0935-1011 |
| EXC-R 530 08                               | 0935-1011 |
| XCR-W 530 08                               | 0935-1011 |
| XC-W 530 09-11                             | 0935-1011 |
| SXS 540 01-02                              | 0935-1013 |
| SXS 540 03-05                              | 0935-1012 |
| SXS 540 06                                 | 0935-1011 |
| SMR 560 06-07                              | 0935-1012 |
| SMC 625 04-06                              | 0935-1012 |
| SXC 625 03-05                              | 0935-1012 |
| RALLYE 660 01-05                           | 0935-1013 |
| <b>SHERCO</b>                              |           |
| SC-R 250 19                                | 0935-1169 |
| SE-R 250 14-22                             | 0935-1169 |
| SC-R 300 19                                | 0935-1169 |
| SE-R 300 14-22                             | 0935-1169 |
| <b>SUZUKI</b>                              |           |
| RM125 94-00                                | 1003-1963 |
| RM 250 93-08                               | 1003-1963 |
| RMX 250 93-99                              | 1003-1963 |
| RM250 01-08                                | 0935-1169 |
| RMZ250 04-06                               | 0935-1010 |
| RMZ250 07-09                               | 0935-1011 |
| DRZ400E 00-03                              | 0935-1013 |
| DRZ400E NON CA MODELS<br>PUMPER CARB 04-07 | 0935-1013 |
| DRZ400K 00-03                              | 0935-1013 |
| RMZ450 05-07                               | 0935-1011 |
| <b>YAMAHA</b>                              |           |
| YZ65 18-23                                 | 0935-1050 |
| YZ 85 02-23                                | 0935-1050 |
| YZ 85L W 19-23                             | 0935-1050 |
| YZ250 95                                   | 1003-1963 |
| YZ 250 00-23                               | 0935-1169 |
| WR250F 01-02                               | 0935-1012 |
| WR250F 03-13                               | 0935-1011 |
| YZ250F 01-02                               | 0935-1012 |
| YZ250F 03-13                               | 0935-1011 |
| WR400F 98-99                               | 0935-1013 |
| WR400F 00                                  | 0935-1012 |
| YZ400F 98-99                               | 0935-1013 |
| WR426F 01-02                               | 0935-1012 |
| YZ426F 00-02                               | 0935-1012 |
| WR450F 03-11                               | 0935-1011 |
| YZ450F 03-09                               | 0935-1011 |

**HOT START  
PLUNGER KITS**

**\$21<sup>95</sup> - \$23<sup>95</sup>**



- Kit includes all necessary parts to rebuild the hot start plunger circuit
- Kit includes necessary O-rings, springs, retaining nut, boots and cable guide as necessary
- Hot start plungers can seize or can easily be lost during a carburetor rebuild
- Improperly functioning parts can cause hard starting or poor running conditions

**HOT START PLUNGER KITS**

| MAKE/MODEL/YEAR | PART #    |
|-----------------|-----------|
| <b>HONDA</b>    |           |
| CRF150R 07      | 1003-1864 |
| CRF150R 08-09   | 1003-1864 |
| CRF150R 10-11   | 1003-1864 |
| CRF150R 12-18   | 1003-1864 |
| CRF150R 19      | 1003-1864 |
| CRF150RB 07     | 1003-1864 |

**HOT START PLUNGER KITS (CON'T)**

| MAKE/MODEL/YEAR      | PART #    |
|----------------------|-----------|
| <b>HONDA (CON'T)</b> |           |
| CRF150RB 08-09       | 1003-1864 |
| CRF150RB 10-11       | 1003-1864 |
| CRF150RB 12-23       | 1003-1864 |
| CRF150RB 19          | 1003-1864 |
| CRF250R 04-09        | 1003-1864 |
| CRF250X 04-17        | 1003-1864 |
| CRF450R 02-08        | 1003-1864 |
| CRF450X 05-17        | 1003-1864 |
| <b>KAWASAKI</b>      |           |
| KX250F 04-05         | 1003-1864 |
| KX250F 06-08         | 1003-1865 |
| KX250F 09-10         | 1003-1866 |
| KLX450R 08-09        | 1003-1865 |
| KLX450R (AU) 18-19   | 1003-1865 |
| KX450F 06-08         | 1003-1865 |
| <b>KTM</b>           |           |
| SX-F 250 05-10       | 1003-1866 |
| SMR 450 08-09        | 1003-1866 |
| SX-F 450 07-12       | 1003-1866 |
| XC-F 450 08-09       | 1003-1866 |
| SX-F 505 08          | 1003-1866 |
| XC-F 505 08-09       | 1003-1866 |
| SXS 540 06           | 1003-1866 |
| <b>SUZUKI</b>        |           |
| RMZ250 04-06         | 1003-1864 |
| RMZ250 07-09         | 1003-1866 |
| RMZ450 05-07         | 1003-1865 |
| <b>YAMAHA</b>        |           |
| WR250F 03-14         | 1003-1867 |
| YZ250F 03-13         | 1003-1867 |
| WR450F 03-11         | 1003-1867 |
| YZ450F 03-09         | 1003-1867 |

**FLOAT BOWL SCREW  
SETS**

**\$3<sup>95</sup>**



- Replace your old screws from your carburetor with these hex cap screws
- Made to withstand damage from loosening and tightening
- Made with stainless steel to avoid ruining with rust and spring washer is fixed on for ease of use
- Two lengths available
- Set of four screws

|           |           |
|-----------|-----------|
| M4 X 12MM | 1050-0379 |
| M4 X 16MM | 1050-0380 |



COLE KIRKPATRICK

APPAREL

HELMETS &  
GOGGLES

RIDER  
ARMOR

OUTERWEAR

YOUTH

LUGGAGE &  
PACKS

BIKE  
BODY

BIKE  
CONTROLS

BIKE  
SUSPENSION

BIKE  
BRAKING

BIKE  
DRIVE

BIKE  
BEARINGS

BIKE  
ENGINE

BIKE  
ELECTRICAL

BIKE  
EXHAUST

BIKE  
WHEELS

BICYCLE

GARAGE  
& PROMO

SIZING  
CHART



**POWERSPORTS ALL-GASKET \$22.95 - \$31.95**

- Comes with two sheets of gasket material - 1/32"(.032") thick x 11.5" wide x 15.5" long
- Material is premium compressed sheet, manufactured with aramid and other synthetic fibers and uses an NBR (Nitrile Butadiene Rubber) binder
- Flexible, easy to use; trace and cut with scissors or razor knife
- Resistant to oils, solvents, fuels, mild acids and alkalis, water, low pressure steam, air and other gases
- Recommended applications to seal: engine case side covers, valve covers, base and cylinder, transmissions, drive line components, water pumps, thermostats, fuel pumps, oil line and hose flanges
- Has favorable properties for high heat insulation and exhaust mount insulation
- Service conditions up to 750°F

| COLOR | PART #    |
|-------|-----------|
| WHITE | 0934-4727 |
| GREEN | 0934-6977 |
| BLUE  | 0934-6978 |

**MAGNETIC FLOAT BOWL DRAIN PLUG BY ZIP-TY \$22.95**


- From open carb vents and dusty fill ups, many particles enter your fuel supply
- The rare earth magnet in this drain plug catches debris
- Fits most Keihin carburetors 2- and 4-stroke, plug size M18x1.0
- Red anodized billet aluminum construction with pressed in magnet
- Made in the USA



|  |           |
|--|-----------|
| MAGNETIC FLOAT BOWL DRAIN PLUG BY ZIP-TY | 1050-0176 |
|--|-----------|

**OIL FILTER HARDWARE KITS \$7.95**

- Replaces O-Rings and washers with each oil change
- Kit includes oil filter cover O-rings, oil strainer O-rings, (most applications) and drain plug washers



| OIL FILTER HARDWARE KITS |           |
|--------------------------|-----------|
| MAKE/MODEL/YEAR          | PART #    |
| <b>HONDA</b>             |           |
| CRF150R 07-23            | 2401-1087 |
| CRF250R 04-23            | 2401-1087 |
| CRF250/RX/X 04-23        | 2401-1087 |
| CRF450R/RWE/R-S 02-23    | 2401-1087 |
| CRF450/RX/X 05-23        | 2401-1087 |
| CRF450/RL/L 19-23        | 2401-1087 |
| <b>KAWASAKI</b>          |           |
| KX250/F/X 04-23          | 2401-1088 |
| KX450/F/X 16-23          | 2401-1089 |
| <b>YAMAHA</b>            |           |
| YZ250F/FX 14-23          | 2401-1090 |
| YZ450F/FX 10-23          | 2401-1090 |
| WR250F 15-23             | 2401-1090 |
| WR450F 16-23             | 2401-1090 |

**FUEL FILTERS \$9.95 - \$19.95**



0707-0031                      0707-0030                      0707-0017

- In line fuel filters for 1/4" and 5/16" ID fuel line
- 0707-0017 1/4" clear cone shaped with bronze element and has oversized barb fittings to allow for use with 1/4" and 5/16" hose. Clamps should be used on 5/16" hose. Filtration numbers: 40-70 microns
- 0707-0030 1/4" clear cone shaped with polyester screen element and has oversized barb fittings that allow use with 1/4" and 5/16" hoses. Clamps should be used with 5/16" hose. Filtration numbers: 125 microns
- 0707-0040 1/4" clear cone shaped with bronze element and 90 degree elbow. This filter has oversized barbs and can be used for 1/4" and 5/16" hoses. Clamps should be used on 5/16" hose. Filtration numbers: 65-100 microns
- 0707-0031 5/16" clear thin wafer shape with stainless screen element. Filtration numbers: 60 microns
- Sonic welded housing
- Safe for all fuels
- Made in the USA

| FUEL LINE | OVERALL LENGTH | FILTER BODY LENGTH | FILTER BODY DIAMETER | FILTRATION NUMBERS | PART #    |
|-----------|----------------|--------------------|----------------------|--------------------|-----------|
| 1/4"      | 52MM           | 25MM               | 22MM                 | 40-70 MICRONS      | 0707-0017 |
| 1/4"      | 52MM           | 32MM               | 20MM                 | 125 MICRONS        | 0707-0030 |
| 1/4"      | 43MM           | 22MM               | -                    | 65-100 MICRONS     | 0707-0040 |
| 5/16"     | 44MM           | 13MM               | 39MM                 | 60 MICRONS         | 0707-0031 |



**NEW**
**FUEL TANK FILTER** **\$29.<sup>95</sup>**

- The perfect replacement to prevent debris or clogs in fuel intake system
- Kit includes pick-up filter, in-line filter, and two hose clamps
- Direct replacement to OEM style in tank fuel filters
- Small enough to fit in most tool packs to change on the trail if necessary

| FUEL TANK FILTER |           |
|------------------|-----------|
| MAKE/MODEL/YEAR  | PART#     |
| <b>GAS GAS</b>   |           |
| EX250F 21-22     | 0707-0092 |
| MC250F 21-23     | 0707-0092 |
| EC300 21-22      | 0707-0092 |
| EX300 21-22      | 0707-0092 |
| EX350F 21-22     | 0707-0092 |
| EX450F 21-22     | 0707-0092 |
| MC450F 21-23     | 0707-0092 |
| <b>HUSABERG</b>  |           |
| FE250 13-14      | 0707-0092 |
| FE350 13-14      | 0707-0092 |

| FUEL TANK FILTER (CON'T)      |           |
|-------------------------------|-----------|
| MAKE/MODEL/YEAR               | PART#     |
| <b>HUSABERG (CON'T)</b>       |           |
| 450FE 09-11                   | 0707-0092 |
| 450FX 10-11                   | 0707-0092 |
| FE501 13-14                   | 0707-0092 |
| 570FE 09-11                   | 0707-0092 |
| 570FS 10-11                   | 0707-0092 |
| <b>HUSQVARNA</b>              |           |
| TE 150I 20-22                 | 0707-0092 |
| FC 250 14-22                  | 0707-0092 |
| FC 250 (EURO) 15              | 0707-0092 |
| FE 250 14-21                  | 0707-0092 |
| TE 250I 18-22                 | 0707-0092 |
| TE 300I 19-22                 | 0707-0092 |
| TX 300I 20-22                 | 0707-0092 |
| FC 350 14-22                  | 0707-0092 |
| FE 350 14-22                  | 0707-0092 |
| FE 350S 15-22                 | 0707-0092 |
| FX 350 17-22                  | 0707-0092 |
| FC 450 14-22                  | 0707-0092 |
| FC 450 (EURO) 15              | 0707-0092 |
| FC 450 ROCKSTAR EDITION 18-21 | 0707-0092 |
| FE 450 14-21                  | 0707-0092 |
| FS 450 18-21                  | 0707-0092 |
| FX 450 17-22                  | 0707-0092 |
| FE 501 14-22                  | 0707-0092 |
| FE 501S 15-22                 | 0707-0092 |
| 701 ENDURO 16-21              | 0707-0092 |
| 701 SUPERMOTO 16-21           | 0707-0092 |
| <b>KTM</b>                    |           |
| XC-W 150 TPI 20-22            | 0707-0092 |
| EXC-F 250 17-19               | 0707-0092 |
| FREERIDE 250 F 19             | 0707-0092 |
| SX-F 250 11-22                | 0707-0092 |
| SX-F 250 FACTORY EDITION 15   | 0707-0092 |

| FUEL TANK FILTER (CON'T)       |           |
|--------------------------------|-----------|
| MAKE/MODEL/YEAR                | PART#     |
| <b>KTM (CON'T)</b>             |           |
| XC 250 TPI 20-22               | 0707-0092 |
| XC-F 250 11-22                 | 0707-0092 |
| XC-FW 250 12-16                | 0707-0092 |
| XC-W 250 TPI 18-22             | 0707-0092 |
| XC 300 TPI 20-22               | 0707-0092 |
| XC-W 300 TPI 19-22             | 0707-0092 |
| XC-W 300 TPI ERZBERGRODEO 20   | 0707-0092 |
| XC-W 300 TPI SIX DAYS 20       | 0707-0092 |
| EXC-F 350 12-22                | 0707-0092 |
| SX-F 350 11-22                 | 0707-0092 |
| XC-F 350 11-22                 | 0707-0092 |
| XC-FW 350 12-22                | 0707-0092 |
| XC-FW 350 SIX DAYS 15-16       | 0707-0092 |
| EXC 450 12-14                  | 0707-0092 |
| EXC-F 450 20                   | 0707-0092 |
| EXC-F 450 SIX DAYS 17-19       | 0707-0092 |
| SMR 450 21                     | 0707-0092 |
| SX-F 450 13-22                 | 0707-0092 |
| SX-F 450 FACTORY EDITION 13-21 | 0707-0092 |
| XC-F 450 13-22                 | 0707-0092 |
| XC-W 450 12-16                 | 0707-0092 |
| EXC 500 12-16                  | 0707-0092 |
| EXC 500 SIX DAYS 16            | 0707-0092 |
| EXC-F 500 17-22                | 0707-0092 |
| EXC-F 500 SIX DAYS 20-22       | 0707-0092 |
| XC-FW 500 20-22                | 0707-0092 |
| XC-W 500 12-16                 | 0707-0092 |
| ENDURO 690 08                  | 0707-0092 |
| ENDURO R 690 09-21             | 0707-0092 |
| SMC 690 08-10                  | 0707-0092 |
| SMC R 690 19-21                | 0707-0092 |


**JASON TINO**

APPAREL

HELMETS &amp; GOGGLES

RIDER ARMOR

OUTERWEAR

YOUTH

LUGGAGE &amp; PACKS

BIKE BODY

BIKE CONTROLS

BIKE SUSPENSION

BIKE BRAKING

BIKE DRIVE

BIKE BEARINGS

BIKE ENGINE

BIKE ELECTRICAL

BIKE EXHAUST

BIKE WHEELS

BICYCLE

GARAGE &amp; PROMO

SIZING CHART



**FUEL & CARBURETOR VENT LINE \$9.95 - \$15.95**

- Will not harden or crack
- Made of premium polyurethane
- Available in 1/4", 3/16", and 5/16" i.d.; carburetor vent line available in 1/8" i.d.
- Fuel line available in 3' lengths
- Carb vent line comes in 5' lengths
- Choice of black, blue, clear, green, orange, red or yellow
- Made in the USA

| FUEL LINE      |                |           |        |
|----------------|----------------|-----------|--------|
| SIZE           | COLOR          | PART #    |        |
| 1/4"           | BLACK          | M62191    |        |
|                | BLUE           | 0706-0246 |        |
|                | CLEAR          | M6219     |        |
|                | GREEN          | 0706-0245 |        |
|                | ORANGE         | 0706-0304 |        |
|                | RED            | 0706-0243 |        |
| 3/16"          | YELLOW         | 0706-0244 |        |
|                | BLACK          | M62091    |        |
|                | BLUE           | 0706-0250 |        |
|                | CLEAR          | M6209     |        |
|                | GREEN          | 0706-0249 |        |
|                | ORANGE         | 0706-0303 |        |
| 5/16"          | RED            | 0706-0247 |        |
|                | YELLOW         | 0706-0248 |        |
|                | BLACK          | 0706-0114 |        |
|                | BLUE           | 0706-0254 |        |
|                | CLEAR          | 0706-0113 |        |
|                | GREEN          | 0706-0253 |        |
| CARB VENT LINE | ORANGE         | 0706-0305 |        |
|                | RED            | 0706-0251 |        |
|                | YELLOW         | 0706-0252 |        |
|                | CARB VENT LINE |           |        |
|                | SIZE           | COLOR     | PART # |
| 1/8"           | BLACK          | M61091    |        |
|                | BLUE           | 0706-0258 |        |
|                | CLEAR          | M6109     |        |
|                | GREEN          | 0706-0257 |        |
|                | ORANGE         | 0706-0302 |        |
|                | RED            | 0706-0255 |        |
| YELLOW         | 0706-0256      |           |        |
| CARB HOSE KIT  |                |           |        |
| SIZE           | COLOR          | PART #    |        |
| 3/16"          | PINK           | 0706-0411 |        |

**VENT HOSE SPINNER \$25.95**

- Prevents vent hose from twisting and cutting off air
- Stops fuel starvation, allows faster refueling
- Brass fitting installs in seconds
- Sold each
- Made in the USA



|                   |       |
|-------------------|-------|
| VENT HOSE SPINNER | M8800 |
|-------------------|-------|

**VENT HOSE TUB \$3.95 (ea)**

- 18" polyurethane fuel cap vent hoses
- Soft, flexible and kink resistant material
- 54 piece tub sold to dealers; nine pieces of each color
- Colors included in tub are; black, blue, green, orange, red and yellow
- Replacement nine packs available (below)
- Sold in 54-piece tub to dealers and each to customer
- Made in the USA



|            |           |
|------------|-----------|
| VENT HOSES | 0703-0727 |
|------------|-----------|

**VENT HOSE REFILL PACKS \$3.95 (ea)**



- Nine piece refill packs for the vent hose tub to dealers; sold as each to customer
- Eight colors available: black, blue, green, orange, pink, red, white or yellow
- Made in the USA

| COLOR  | PART #    |
|--------|-----------|
| BLACK  | 0703-0732 |
| BLUE   | 0703-0731 |
| GREEN  | 0703-0730 |
| ORANGE | 0703-0733 |
| PINK   | 0703-0740 |
| RED    | 0703-0728 |
| WHITE  | 0703-0743 |
| YELLOW | 0703-0729 |


## AIR CUT OFF VALVE REBUILD KITS

\$19.<sup>95</sup>-\$22.<sup>95</sup>

- Kit includes all necessary parts to rebuild the air cut off valve circuit
- Motorcycle models with multiple carburetors include components to repair all carburetors
- Kit includes necessary O-rings, diaphragm, spring, screws
- Improperly functioning air cut off valves can stick open or closed causing popping on deceleration or poor running conditions



| MAKE/MODEL/YEAR                         | PART #    |
|---|-----------|
| <b>HONDA</b>                            |           |
| CRF230F 03-19                           | 1003-1445 |
| CRF230L 08-09                           | 1003-1446 |
| CRF230F 19                              | 1003-1445 |
| CRF230M 09                              | 1003-1446 |
| XR250R 86-04                            | 1003-1445 |
| XR400R 96-04                            | 1003-1445 |
| XR600R 88-00                            | 1003-1445 |
| XR650R 00-07                            | 1003-1447 |
| <b>KAWASAKI</b>                         |           |
| KLX140 08-22                            | 1003-1452 |
| KLX140G 17-20                           | 1003-1452 |
| KLX140L 08-20                           | 1003-1452 |
| KLX140R,F,L 21-23                       | 1003-1452 |
| KLX300 <sup>®</sup> 97-07               | 1003-1453 |
| KL650 A (KLR) 87-07                     | 1003-1451 |
| KL650 E (KLR) 08-18                     | 1003-1451 |
| KLX650 C 93-96                          | 1003-1451 |
| KLX650D1 96                             | 1003-1451 |
| KLX650R 93-96                           | 1003-1451 |
| <b>SUZUKI</b>                           |           |
| DR-Z125 03-20                           | 1003-1276 |
| DR-Z125L 03-20                          | 1003-1276 |
| DRZ250 NON CA MODELS PUMPER CARB 01-07  | 1003-1277 |
| DRZ400E 00-03                           | 1003-1451 |
| DRZ400E NON CA MODELS PUMPER CARB 04-07 | 1003-1451 |
| DRZ400S 00-16                           | 1003-1277 |
| DRZ400S 17-22                           | 1003-1279 |
| DRZ400SM 05-16                          | 1003-1277 |
| DRZ400SM 17-20                          | 1003-1279 |
| DR-Z400 SM 21-22                        | 1003-1279 |
| <b>YAMAHA</b>                           |           |
| TTR125 DRUM BRAKE 00-03                 | 1003-1448 |
| TTR125E DRUM BRAKE 03-09                | 1003-1448 |
| TTR125L DISC BRAKE 00-08                | 1003-1448 |
| TTR125LE DISC BRAKE 03-23               | 1003-1448 |
| TTR225 99-04                            | 1003-1449 |
| WR250F 01-13                            | 1003-1450 |
| WR450F 03-11                            | 1003-1450 |



## TORQUE SPACER KITS

\$35.<sup>95</sup>

- Simple but effective way to shift the torque curve to favor the low to mid-range band of the rev range
- Insert spacer between cylinder and reed valve
- CNC-machined, eliminating "interference" problems when installing
- Kit includes gaskets and bolts
- Made in the USA

### TORQUE SPACER KITS

| MAKE/MODEL/YEAR   | PART #      |
|-------------------|-------------|
| <b>HONDA</b>      |             |
| CR80/85R 86-07    | M560-06-102 |
| CR125R 87-02      | M560-08-100 |
| CR125R 03-04      | 1008-0008   |
| CR250R 78-01      | M560-08-111 |
| CR250R 02-07      | M560-08-112 |
| CR500R 83-01      | M560-10-100 |
| <b>KAWASAKI</b>   |             |
| KX60/65 83-08     | M560-04-202 |
| KX65 10-17        | M560-04-202 |
| KX80/85 88-08     | M560-04-203 |
| KX125 82-02       | M560-08-201 |
| KDX250 94-96      | M560-10-200 |
| KX250 82-04       | M560-10-200 |
| KX250 05-07       | 1008-0138   |
| KX500 85-04       | M560-10-200 |
| <b>KTM</b>        |             |
| 200 98-07         | M560-08-720 |
| 250 82-03         | M560-08-720 |
| 300/360/380 92-02 | M560-08-720 |

### TORQUE SPACER KITS (CON'T)

| MAKE/MODEL/YEAR | PART #      |
|-----------------|-------------|
| <b>SUZUKI</b>   |             |
| RM60/65 03-08   | M560-04-202 |
| RM80/85 89-08   | M560-06-301 |
| RM125 87-88     | M560-08-100 |
| RM125 89-08     | M560-08-301 |
| RM250/500 82-86 | M560-10-300 |
| RM250 87-88     | M560-08-111 |
| RM250 89-95     | M560-08-310 |
| RM250 96-97     | M560-08-312 |
| RM250 03-08     | M560-08-312 |
| RMX250 89-98    | M560-08-310 |
| <b>YAMAHA</b>   |             |
| YZ80/85 93-08   | M560-06-401 |
| YZ125 80-87,93  | M560-08-100 |
| YZ125 94-04     | M560-08-301 |
| YZ125 05-08     | 1008-0128   |
| YZ250 89-96     | M560-08-411 |
| YZ250 97-08     | M560-08-312 |

## FUEL MIXTURE SCREW BY ZIP-TY

\$24.<sup>95</sup>



- 7075 T7 aluminum construction and re-designed pin taper sets this screw apart from the competition
- Adjust your carb for better off-idle acceleration with just your fingers
- Includes o-ring, washer, and heavy duty spring
- Fits Keihin FCR carbs on modern dirt bikes
- Made in the USA

| COLOR  | PART #    |
|--------|-----------|
| RED    | 1050-0177 |
| ORANGE | 1050-0211 |
| BLACK  | 1050-0213 |
| GREEN  | 1050-0214 |
| BLUE   | 1050-0215 |

APPAREL

HELMETS & GOGGLES

RIDER ARMOR

OUTERWEAR

YOUTH

LUGGAGE & PACKS

BIKE BODY

BIKE CONTROLS

BIKE SUSPENSION

BIKE BRAKING

BIKE DRIVE

BIKE BEARINGS

BIKE ENGINE

BIKE ELECTRICAL

BIKE EXHAUST

BIKE WHEELS

BICYCLE

GARAGE & PROMO

SIZING CHART



**VENT CAPS** **\$9.95**

- Moose Racing® aluminum vent caps are a high-quality replacement for the standard rubber vent hoses
- Built in one way valve that allows airflow in, but not out
- Available in orange, green, blue, red, silver or black
- Made in the USA



| COLOR  | PART #    |
|--------|-----------|
| ORANGE | 0703-0261 |
| GREEN  | 0703-0260 |
| BLUE   | 0703-0259 |
| RED    | 0703-0262 |
| SILVER | 0703-0263 |
| BLACK  | 0703-0258 |

**OEM CARBURETOR CLAMPS** **\$19.95 - \$24.95**



- Moose Racing® now offers the exact replacement OEM style clamps at an affordable price
- Clamps come in a black anodized finish with Phillips style screw head, just like OEM clamps
- Can be purchased in 6-packs or as individual pieces
- About 50% less than buying the OEM clamp
- Our clamps range in size from: 29mm-32mm / 35mm-38mm / 41mm- 44mm / 49mm-51mm

| OEM CARBURETOR CLAMPS | PART #    |
|-----------------------|-----------|
| 29MM-32MM 6-PACK      | 2402-0280 |
| 35MM-38MM 6-PACK      | 2402-0281 |
| 41MM-44MM 6-PACK      | 2402-0282 |
| 49MM-51MM 6-PACK      | 2402-0283 |
| 55MM-58MM 6-PACK      | 2402-0284 |
| 29MM-32MM EA.         | 2402-0285 |
| 35MM-38MM EA.         | 2402-0286 |
| 41MM-44MM EA.         | 2402-0287 |
| 49MM-51MM EA.         | 2402-0288 |
| 55MM-58MM EA.         | 2402-0289 |

**CARBURETOR FLANGES & OEM STYLE CLAMPS** **\$10.95 - \$29.95**



- OEM replacement molded carburetor flanges to fit many popular off-road and ATV applications.
- Made from high quality synthetic rubber material to help prevent breakdown against UV rays

| MAKE/MODEL/YEAR  | PART #    |
|--|-----------|
| HON PWK24  | 1013-0136 |
| HON PWK26  | 1013-0137 |
| HON PWK28  | 1013-0138 |
| HON PWK30  | 1013-0139 |
| HON PWK32  | 1013-0140 |
| HON PWK34  | 1013-0141 |
| HON PWK36  | 1013-0142 |
| HON PWK38 NON-BOLT ON FLANGE   | 1013-0143 |
| HON PWK38 NON-BOLT ON FLANGE   | 1013-0144 |
| HON PWK40 NON-BOLT ON FLANGE   | 1013-0145 |
| MIKUNI CARB FLANGE 28MM  | 1050-0460 |
| MIKUNI CARB FLANGE 34MM  | 1050-0461 |
| MIKUNI CARB FLANGE 36MM  | 1050-0462 |
| MIKUNI CARB FLANGE 38MM  | 1050-0463 |
| MIKUNI CARB FLANGE 40MM  | 1050-0464 |
| CRF100F 04-13 / CRF80F 06-13 / XR100 81-84 / XL100S 79-85 / XR100R 85-03 | 1013-0146 |
| XR250 79-80  | 1013-0147 |
| XR250 03-08  | 1013-0148 |
| XL 100S 79-85 / XR200 80-84 / XR200R 81-02                               | 1013-0149 |
| XT500 78-81 / SR500 78-81  | 1013-0150 |
| XT600 / TT600 83-85  | 1013-0151 |
| XT600 84-95  | 1013-0152 |
| YZ450F / WR450F 06-11  | 1013-0153 |
| TTR125 00-04 / TTR125E 03-08 / TTR125L 00-08 / TTR125LE 05-20            | 1013-0154 |
| DT100 77-83 / DT125 76 / MX100 79-83                                     | 1013-0155 |
| YZ250 02-15  | 1013-0156 |
| YZ 80 94-01  | 1013-0157 |
| WR400F 00-02 / WR426F 01-02  | 1013-0158 |

**HOSE PROTECTORS** **\$12.95 - \$13.95**

- Protect vulnerable and exposed hoses from abrasion and heat
- Sizes for fuel and radiator hoses fit most bikes
- Made from stainless spring steel
- Sold each
- Made in the USA



| SIZE                                | PART #    |
|-------------------------------------|-----------|
| 38MM (FITS 1 1/2" OD RADIATOR HOSE) | 1902-0030 |
| 25MM (FITS 1" OD RADIATOR HOSE)     | 1902-0031 |
| 11MM (FITS 7/16" OD FUEL LINE)      | 1902-0032 |
| 9MM (FITS 1/4" FUEL LINE)           | 1902-0033 |

**WIRE CLAMPS** **\$9.95 - \$34.95**

- Self-tensioning wire hose clamps for fuel or vacuum lines
- Made of zinc plated, spring tempered music wire
- Quality plated steel for long-lasting durability and function
- 15-piece assortment pack offers five each of 1/4", 5/16" and 7/16" ID. clamps
- 150-piece assortment pack offers 50 of each size
- Made in the USA



| WIRE CLAMPS QTY | PART # |
|-----------------|--------|
| 15 PC           | M30040 |
| 150 PC          | M30041 |



**COLORED ALUMINUM GAS CAPS** **\$56.<sup>95</sup>**

- Made from Machined 6061 Billet Aluminum
- Provides added durability over the stock cast OEM covers
- Uses stock impeller to reduce overall cost of other expensive aftermarket covers
- Comes with OEM type gasket and brass washer drain-plug
- Can be used with all OEM radiator hoses and clamps

| COLORED ALUMINUM GAS CAPS |           |
|---------------------------|-----------|
| MAKE/MODEL/YEAR           | PART #    |
| <b>BETA</b>               |           |
| <b>BLACK</b>              |           |
| 125RR 18-23               | 0703-0827 |
| 200 RR 19-23              | 0703-0827 |
| 250/350RR 2T 13-23        | 0703-0827 |
| 350/390 RR 4T EFI 15-23   | 0703-0827 |
| 430/480 RR 4T EFI 15-23   | 0703-0827 |
| 450 RR 13-15              | 0703-0827 |
| 500 RR 17-19              | 0703-0827 |
| 250 X TRAINER 20-22       | 0703-0827 |
| 300 X-TRAINER 15-22       | 0703-0827 |
| <b>HONDA</b>              |           |
| <b>RED</b>                |           |
| CR85R 00-07               | 0703-0829 |
| XR250R 96-02              | 0703-0829 |
| CRF250R 04-17             | 0703-0829 |
| CRF250 RX 19-23           | 0703-0829 |
| CRF250 X 04-19            | 0703-0829 |
| CRF450R 02-16             | 0703-0829 |
| CRF450 X 05-17            | 0703-0829 |
| CRF450 RX 17-23           | 0703-0829 |
| <b>HUSQVARNA</b>          |           |
| <b>BLUE</b>               |           |
| TC 50 MINI 18-20          | 0703-0830 |
| TE125 14-16               | 0703-0830 |
| TE 150 17-19              | 0703-0830 |
| TE 150 I 20-23            | 0703-0830 |
| TE250 14-18               | 0703-0830 |
| TE250I 18-23              | 0703-0830 |
| TE300 14-18               | 0703-0830 |
| TE300I 18-23              | 0703-0830 |
| FE250 14-23               | 0703-0830 |
| FE350 14-23               | 0703-0830 |
| FE450 14-23               | 0703-0830 |
| FE501 14-23               | 0703-0830 |
| TX125 17-19               | 0703-0830 |
| TX300 17-18               | 0703-0830 |
| TX300 I 20-23             | 0703-0830 |
| FX350 17-23               | 0703-0830 |
| FX450 17-23               | 0703-0830 |
| <b>GAS GAS</b>            |           |
| <b>BLACK</b>              |           |
| MC65 21-23                | 0703-0895 |
| MC85/BW 21-23             | 0703-0894 |
| MC125 21-23               | 0703-0894 |
| MC250 22-23               | 0703-0894 |
| MC250F 21-23              | 0703-0894 |
| MC350F 21-23              | 0703-0894 |
| MC450F 21-23              | 0703-0894 |
| EC250 E4 18-20            | 0703-0828 |
| EC250 21-23               | 0703-0895 |
| EC250F 21-23              | 0703-0895 |
| EX250 22-23               | 0703-0895 |
| EX250F 21-23              | 0703-0895 |

| COLORED ALUMINUM GAS CAPS (CON'T) |           |
|-----------------------------------|-----------|
| MAKE/MODEL/YEAR                   | PART #    |
| <b>GAS GAS (CON'T)</b>            |           |
| <b>BLACK</b>                      |           |
| EC300 E4 18-20                    | 0703-0828 |
| EC300 21-23                       | 0703-0895 |
| EX300 21-23                       | 0703-0895 |
| EX350F 21-23                      | 0703-0895 |
| EC350F 21-23                      | 0703-0895 |
| EX450F 21-23                      | 0703-0895 |
| ENDURO GP 250 18                  | 0703-0828 |
| ENDURO GP 300 18                  | 0703-0828 |
| XC250 18-20                       | 0703-0828 |
| XC 300 18-20                      | 0703-0828 |
| <b>KAWASAKI</b>                   |           |
| <b>GREEN</b>                      |           |
| KX85 14-23                        | 0703-0832 |
| KX100 14-21                       | 0703-0832 |
| KX110 10-23                       | 0703-0832 |
| KLX110L 10-23                     | 0703-0832 |
| KX250 99-04                       | 0703-0832 |
| KXF250 04-05                      | 0703-0832 |
| KXF250 06-18                      | 0703-0832 |
| KX250 19-23                       | 0703-0832 |
| KX250XC 21-23                     | 0703-0832 |
| KXF450 06-18                      | 0703-0832 |
| KX450 19-23                       | 0703-0832 |
| KX450X 21-23                      | 0703-0832 |
| KLX450R 08-15                     | 0703-0832 |
| <b>KTM</b>                        |           |
| <b>ORANGE</b>                     |           |
| 65SX 09-23                        | 0703-0831 |
| 125SX 13-23                       | 0703-0831 |
| 150SX 13-23                       | 0703-0831 |
| 150 EXC TPI 18-22                 | 0703-0831 |
| 250SX 13-22                       | 0703-0831 |
| 250SX-F 07-12                     | 0703-0831 |
| 350 SX-F 13-23                    | 0703-0831 |
| 450 SX-F 13-23                    | 0703-0831 |
| 200EXC 14-16                      | 0703-0831 |
| 250EXC 14-18                      | 0703-0831 |
| 250 EXC TPI 18-22                 | 0703-0831 |
| 250 EXC-F 14-23                   | 0703-0831 |
| 300 EXC 14-18                     | 0703-0831 |
| 300 EXC TPI 18-23                 | 0703-0831 |
| 300 EXC TPI SIX DAYS 20-23        | 0703-0831 |
| 350 EXC-F 14-23                   | 0703-0831 |
| 450 EXC 03-07                     | 0703-0831 |
| 450 EXC-F 14-23                   | 0703-0831 |
| 450 EXC-F SIX DAYS 18-23          | 0703-0831 |
| 500EXC-F 17-23                    | 0703-0831 |
| 125 XC-W 17-19                    | 0703-0831 |
| 150XC/ XC-W 14-19                 | 0703-0831 |
| 150 XC-W TPI 20-22                | 0703-0831 |
| 200 XC-W 14-16                    | 0703-0831 |
| 250 XC / XC-F 14-22               | 0703-0831 |
| 250 XC-W 14-18                    | 0703-0831 |
| 250 XC-W TPI 20-23                | 0703-0831 |
| 300 XC 14-19                      | 0703-0831 |
| 300 XC TPI 20-23                  | 0703-0831 |
| 300 XC-W 14-18                    | 0703-0831 |
| 300 XC-W TPI 19-23                | 0703-0831 |
| 350 XC-F 14-23                    | 0703-0831 |
| 350XCF-W 14-23                    | 0703-0831 |
| 450 XC-F 14-23                    | 0703-0831 |
| 450XC-W 14-18                     | 0703-0831 |
| <b>SHERCO</b>                     |           |
| <b>BLUE</b>                       |           |
| 125 SE-F 21-23                    | 0703-0896 |
| 125 SE-R 18-23                    | 0703-0896 |
| 250 SE-F 14-23                    | 0703-0896 |
| 250 SE-R 14-23                    | 0703-0896 |
| 250 SEF-F 16-23                   | 0703-0896 |
| 250 SEF-R 12-23                   | 0703-0896 |
| 300 SE-F 14-23                    | 0703-0896 |
| 300 SE-R 14-23                    | 0703-0896 |
| 300 SEF-F 14-23                   | 0703-0896 |
| 300 SEF-R 10-23                   | 0703-0896 |
| 450 SEF-F 15-23                   | 0703-0896 |
| 450 SEF-R 11-23                   | 0703-0896 |
| 500 SEF-F 19-23                   | 0703-0896 |
| 500 SEF-R 20-23                   | 0703-0896 |
| 510 SEF-R 11-13                   | 0703-0896 |

| COLORED ALUMINUM GAS CAPS (CON'T) |           |
|-----------------------------------|-----------|
| MAKE/MODEL/YEAR                   | PART #    |
| <b>YAMAHA</b>                     |           |
| <b>BLACK</b>                      |           |
| YZ65 18-23                        | 0703-0833 |
| YZ85 04-23                        | 0703-0834 |
| YZ125 02-23                       | 0703-0834 |
| YZ125X 20-23                      | 0703-0834 |
| YZ250 02-23                       | 0703-0834 |
| YZ250X 16-23                      | 0703-0834 |
| YZF250 03-13                      | 0703-0834 |
| YZF450 03-13                      | 0703-0834 |
| WRF250 03-13                      | 0703-0834 |
| WRF450 03-15                      | 0703-0834 |



**ALUMINUM GAS CAPS** **\$44.<sup>95</sup>**

- OEM replacement gas caps
- Designed to fit and seal perfectly on OEM gas tanks
- Made from 6061 T-6 aluminum
- Stronger than stock

| MAKE/MODEL/YEAR                                    | BLACK     | SILVER    |
|--|-----------|-----------|
| <b>HONDA</b>                                       |           |           |
| CRF/XR50 89-17                                     | -         | 0703-0333 |
| CR85/125/250 02-09                                 | -         | 0703-0333 |
| CRF150 07-13                                       | -         | 0703-0333 |
| CRF250/450 ALL                                     | 0703-0332 | 0703-0331 |
| XR250/400/600 ALL                                  | 0703-0332 | 0703-0331 |
| <b>KAWASAKI</b>                                    |           |           |
| KLX140 08-16                                       | -         | 0703-0329 |
| KX250 05-08  | -         | 0703-0329 |
| KDX250 00-09                                       | -         | 0703-0333 |
| KX250F 04-05                                       | -         | 0703-0333 |
| KX250F 06-16                                       | -         | 0703-0329 |
| KX450F 06-14                                       | -         | 0703-0329 |
| KLX450 08-11                                       | -         | 0703-0329 |
| <b>KTM</b>   |           |           |
| 50 UP TO 17  | 0703-0336 | -         |
| SX/SXF/EXC/MXC NON QUICK RELEASE MODELS UP TO 2010 | 0703-0336 | -         |
| <b>SUZUKI</b>                                      |           |           |
| RM85 03-17   | 0703-0334 | 0703-0333 |
| RM125/250 01-08                                    | 0703-0334 | 0703-0333 |
| RMZ250 04-06                                       | 0703-0334 | 0703-0333 |
| RMZ450 04-07                                       | 0703-0334 | 0703-0333 |
| <b>YAMAHA</b>                                      |           |           |
| YZ85 01-16   | 0703-0330 | 0703-0329 |
| TTR125/L 01-17                                     | 0703-0334 | 0703-0333 |
| YZ125/250 03-17                                    | 0703-0330 | 0703-0329 |
| YZ250/450F 03-13                                   | 0703-0330 | 0703-0329 |
| *IMS REPLACEMENT GAS CAP                           | 0703-0859 | -         |

- APPAREL
- HELMETS & GOGGLES
- RIDER ARMOR
- OUTERWEAR
- YOUTH
- LUGGAGE & PACKS
- BIKE BODY
- BIKE CONTROLS
- BIKE SUSPENSION
- BIKE BRAKING
- BIKE DRIVE
- BIKE BEARINGS
- BIKE ENGINE
- BIKE ELECTRICAL
- BIKE EXHAUST
- BIKE WHEELS
- BICYCLE
- GARAGE & PROMO
- SIZING CHART





RICKY RUSSELL





|                        |
|------------------------|
| APPAREL                |
| HELMETS & GOGGLES      |
| RIDER ARMOR            |
| OUTERWEAR              |
| YOUTH                  |
| LUGGAGE & PACKS        |
| BIKE BODY              |
| BIKE CONTROLS          |
| BIKE SUSPENSION        |
| BIKE BRAKING           |
| BIKE DRIVE             |
| BIKE BEARINGS          |
| BIKE ENGINE            |
| <b>BIKE ELECTRICAL</b> |
| BIKE EXHAUST           |
| BIKE WHEELS            |
| BICYCLE                |
| GARAGE & PROMO         |
| SIZING CHART           |



**LITHIUM BATTERIES**

**\$114.95 - \$153.95**

- Moose Racing® lithium battery is 100% maintenance free
- Non explosive and non-combustible
- No use of heavy metals or hazardous acid
- Battery has a six minute fast recharge time
- Moose Racing® lithium battery mounts in any direction
- Lithium battery weights up to 60% lighter than lead acid batteries
- Higher CCAs over lead acid batteries
- Lithium batteries offer 2,000 +extreme cycle life Vs 350 lead acid batteries
- Moose Racing® lithium battery includes built-in, easy to read battery capacity indicator
- Up to 12 month shelf life before boosting is needed
- 2 year warranty



| LITHIUM BATTERIES                   |           |
|-------------------------------------|-----------|
| MAKE/MODEL/YEAR                     | PART #    |
| <b>APRILIA</b>                      |           |
| RXV450/500 10                       | 2113-0745 |
| SXV450/500 10                       | 2113-0745 |
| PEGASO STRADA, FACTORY, TRAIL 09-12 | 2113-0746 |
| <b>ATK</b>                          |           |
| ALL ELECTRIC START MODELS 91-95     | 2113-0745 |
| ALL ELECTRIC START MODELS 96-01     | 2113-0743 |
| <b>BMW</b>                          |           |
| G450 09-11                          | 2113-0743 |
| <b>CANNONDALE</b>                   |           |
| C440, E440, S440, X440, X440S 02-03 | 2113-0743 |
| <b>GAS GAS</b>                      |           |
| PAMPERA 97-01                       | 2113-0742 |
| FSR 450 UP TO 08                    | 2113-0743 |
| <b>HONDA</b>                        |           |
| CT70 91-94                          | 2113-0742 |
| EZ90 CUB 91-96                      | 2113-0742 |
| CRF110F 13-16                       | 2113-0742 |
| CRF125F 14-16                       | 2113-0742 |
| NX125 88-90                         | 2113-0743 |
| CRF150F 06-17                       | 2113-0743 |
| SL175 MOTOSPORT 70-72               | 2113-0743 |
| TR200 FAT CAT 86-87                 | 2113-0745 |
| TLR200 REFLEX 86-87                 | 2113-0742 |
| CRF230F/L 03-16                     | 2113-0743 |
| CRF250X 04-17                       | 2113-0743 |
| CRF250L 13-14                       | 2113-0743 |
| NX250 88-90                         | 2113-0743 |
| XR250L 91-96                        | 2113-0742 |
| CRF450X 05-17                       | 2113-0743 |
| NX650 88-89                         | 2113-0745 |
| XR650L 93-17                        | 2113-0745 |
| <b>HUSABERG</b>                     |           |
| ALL ELECTRIC START MODELS 97-03     | 2113-0745 |
| ALL ELECTRIC START MODELS 04-14     | 2113-0743 |
| <b>HUSQVARNA</b>                    |           |
| FC250 14-15                         | 2113-0742 |
| FE250 14-15                         | 2113-0743 |
| TE250 14-15                         | 2113-0743 |
| TE300 14-15                         | 2113-0743 |
| FC350 14-15                         | 2113-0742 |
| FE350 14-15                         | 2113-0743 |
| FC450 14-15                         | 2113-0742 |
| FE450 14-15                         | 2113-0743 |
| TE450/TC450 (ALL)                   | 2113-0743 |
| FE501 14-15                         | 2113-0743 |
| <b>KAWASAKI</b>                     |           |
| KLX110/L 03-17                      | 2113-0742 |
| KLX140/G/L 08-17                    | 2113-0743 |
| KL250 SUPER SHERPA 00-10            | 2113-0743 |

**LITHIUM BATTERIES (CON'T)**

| MAKE/MODEL/YEAR                              | PART #    |
|--|-----------|
| <b>KAWASAKI (CON'T)</b>                      |           |
| KLX250S 06-13                                | 2113-0743 |
| KLX400R, KLX400SR 03                         | 2113-0744 |
| KLX450R 08-10                                | -         |
| KL600-B KLR 85-86                            | 2113-0747 |
| KL650-A, E, KLR 87-17                        | 2113-0747 |
| KL650-B TENGAI 90-91                         | 2113-0747 |
| KLE650 VERSYS 08-17                          | 2113-0746 |
| KLX650C, R 93-96                             | 2113-0745 |
| <b>KTM</b>                                   |           |
| 250 EXC/RACING 03-04                         | 2113-0742 |
| 250 EXC/RACING 05-10                         | 2113-0742 |
| 250 EXC-F 11-12                              | 2113-0742 |
| 250 XCF-W 11-12                              | 2113-0742 |
| 250 SX-F 13-16, 250 EXC, EXC-F 13-16         | 2113-0742 |
| 300 XC/XC-W 11-14                            | 2113-0742 |
| 350 FREERIDE 13                              | 2113-0742 |
| 350 EXC-F 14                                 | 2113-0742 |
| 350 SX-F 11-16                               | 2113-0742 |
| 350 XC-F 11-12                               | 2113-0742 |
| 400 RXC LC4 96-01                            | 2113-0745 |
| 400 E/XC LC4 96-98                           | 2113-0745 |
| 400 E/XC RACING 4-STROKE 00-02 (OPTIONAL)    | 2113-0742 |
| 400 EXC RACING 03-11                         | 2113-0742 |
| 400 XC-W 09-10                               | 2113-0742 |
| 450 EXC RACING 03-05                         | 2113-0742 |
| 450 SMR 09-13                                | 2113-0742 |
| 450 SX-F, XCF, XC-W 09-10                    | 2113-0742 |
| 450 SX-F 11-16                               | 2113-0742 |
| 520 EXC/MXC RACING 4-STROKE 00-02 (OPTIONAL) | 2113-0742 |
| 525 MX DESERT RACING 03                      | 2113-0742 |
| 525 EXC RACING 03-12                         | 2113-0742 |
| 530 EXC/RACING 03-05                         | 2113-0742 |
| 530 XC-W 09-12                               | 2113-0742 |
| 620 ADVENTURE 96-98                          | 2113-0745 |
| 640 SUPERMOTO 99-02                          | 2113-0745 |
| <b>SUZUKI</b>                                |           |
| DR125, SE, SES 94-96                         | 2113-0743 |
| RV125 SE, R 94                               | 2113-0743 |
| DR200SE/SL 96-13                             | 2113-0743 |
| DR200S 15-17                                 | 2113-0743 |
| DR250S 90-92                                 | 2113-0742 |
| DR250S EP, ER, ES 93-95                      | 2113-0743 |
| DR-Z250 01-07                                | 2113-0743 |
| DR350S 90-96                                 | 2113-0742 |
| DR350SE 94-99                                | 2113-0743 |
| DR-Z400/E/S/SM 00-17                         | 2113-0744 |
| DL650 V-STROM 04-17                          | 2113-0746 |
| DR650S N, P 92-93                            | 2113-0742 |
| DR650S ER, ES 94-95                          | 2113-0746 |
| DR650SE 98-14                                | 2113-0745 |
| <b>YAMAHA</b>                                |           |
| TTR125E/LE ELECTRIC START 03-17              | 2113-0742 |
| XT225 01-07                                  | 2113-0743 |
| XT225 SEROW 92-00                            | 2113-0743 |
| TTR230E 06-17                                | 2113-0743 |
| TTR250 99-06                                 | 2113-0744 |
| WR250F 03-17                                 | 2113-0743 |
| WR250X, R 08-17                              | 2113-0743 |
| XT250 08-17                                  | 2113-0743 |
| YZ250FX 15-17                                | 2113-0743 |
| WR450F 03-17                                 | 2113-0743 |
| YZ450FX 16-17                                | 2113-0743 |
| XT550 82                                     | 2113-0747 |
| XT600E 90-95                                 | 2113-0745 |

**LITHIUM ION BATTERIES**

| PART #    | YUASA REFERENCE #  | DIMENSIONS               | WEIGHT (LB.) | CCA | LEFT POST | RIGHT POST |
|-----------|--|--------------------------|--------------|-----|-----------|------------|
| 2113-0742 | YT25S, YTX4L-BS AND YTX5L-BS   | 4.49 L X 2.80 W X 3.39 H | 0.9          | 120 | -         | -          |
| 2113-0743 | YT27S AND YTX7L-BS   | 4.45 L X 2.76 W X 4.13 H | 1.6          | 150 | -         | -          |
| 2113-0744 | YT7B-BS AND YT9B-BS  | 5.91 L X 2.76 W X 4.13 H | 1.8          | 120 | -         | -          |
| 2113-0745 | YTX9-BS, YTR9-BS AND YTX7A-BS  | 5.98 L X 3.43 W X 4.17 H | 1.6          | 180 | -         | -          |
| 2113-0746 | YTX14H-B, KMX14-BS, YTX14-BS, YTX12-BS, AND YTX12A-BS  | 5.91 L X 3.43 W X 5.71 H | 2.7          | 240 | -         | -          |
| 2113-0747 | YB14-A2, YTX14AH-BS, YTX14AHL-BS, YB14-B2, YTX14L-BS, YB14L-B2, YB14A-A1, YB14A-A2, YB14L-A1, YB14L-A2, SYB14L-A2, SYB14L-B2, AND 12N14-3A | 5.27 L X 2.95 W X 5.23 H | .09          | 250 | -         | -          |



**OPTIMATE DUO CHARGER AND ACCESSORIES**

**\$48.95**

- Maintain any type of 12 volt lead-acid or 12.8 volt lithium battery
- Four step program includes:
  - Low volt start at 4 volt
  - Delivers a constant 600 mA current
  - Tests and delivers only what the battery needs without ever overcharging
  - Comes with premium accessory cables standard

| DESCRIPTION                                      | PART #    |
|--|-----------|
| CORD MONITOR FOR LEAD ACID CHARGER 5/16" EYE-LET | 3807-0500 |
| CORD MONITOR FOR LITHIUM CHARGER 5/16" EYE-LET   | 3807-0501 |
| OPTIMATE 1 DUAL MOOSE RACING LITHIUM CHARGER     | 3807-0502 |



**OPTIMATE CORD MONITOR**

**\$21.95**

- Two automatic modes - battery charge level monitor (single LED blink mode) and charging system test (arrow mode)
- Four LEDs cover 'full to empty' voltage range of all 12V batteries, including higher voltage AGM for power sport (4th LED = 12.7V)
- Battery charge level : LED matching charge level blinks while charging
- Vehicle Charge system : LED arrow mode activates when charge voltage reaches minimum 13.5V (v green LED) or ideal range of 14V+ (vv green LED)
- SAE charge port with weatherproof sealing cap
- 3 LEDs display 'full to empty' voltage range for 12.8V/13.2V Lithium batteries (LFP/LiFePO4/Lithium nano Phosphate); 4th LED warns when vehicle system or connected battery charger is overcharging

APPAREL

HELMETS & GOGGLES

RIDER ARMOR

OUTERWEAR

YOUTH

LUGGAGE & PACKS

BIKE BODY

BIKE CONTROLS

BIKE SUSPENSION

BIKE BRAKING

BIKE DRIVE

BIKE BEARINGS

BIKE ENGINE

BIKE ELECTRICAL

BIKE EXHAUST

BIKE WHEELS

BICYCLE


GARAGE & PROMO

SIZING CHART



**STATORS & REGULATORS/RECTIFIERS**

- OEM-style replacement stators and regulators/rectifiers
- Direct plug in stators
- Complete with all rubbers and OEM-style plug end



| DESCRIPTION           | RETAIL PRICE       |
|-----------------------|--------------------|
| REGULATORS/RECTIFIERS | \$46.95 - \$162.95 |
| STATORS               | \$20.95 - \$249.95 |

| STATORS            |                        |
|--------------------|------------------------|
| MAKE/MODEL/YEAR    | REG/REC                |
| <b>HONDA</b>       |                        |
| CRF50 04-21        | 2112-0764 <sup>1</sup> |
| XR50R 00-03        | 2112-0764 <sup>1</sup> |
| Z50R 88-00         | 2112-0764 <sup>1</sup> |
| CRF70 04-09, 11-12 | 2112-0764 <sup>1</sup> |
| XR70R 97-03        | 2112-0764 <sup>1</sup> |
| CR125 81-83        | 2112-0765 <sup>2</sup> |
| CR125 84-85        | 2112-0700 <sup>3</sup> |
| CR125 90-96        | 2112-1143              |
| CR125R 00-01       | 2112-1005 <sup>4</sup> |
| CRF150F 03-05      | 2112-0766 <sup>5</sup> |
| CRF230F 03-13      | 2112-0706 <sup>6</sup> |
| CR250 81-83        | 2112-0765 <sup>2</sup> |
| CR250 84-85        | 2112-0700 <sup>3</sup> |
| CR250 90-96        | 2112-1143              |
| CRF250R 04-09      | 2112-1006 <sup>9</sup> |
| CRF450R 02-03      | 2112-1006 <sup>9</sup> |
| CRF450R 05-07      | 2112-1006 <sup>9</sup> |
| CR500 84-85        | 2112-0700 <sup>3</sup> |
| XR600R 91-00       | 2112-0770              |
| XR600RK 85-90      | 2112-0770              |
| <b>KAWASAKI</b>    |                        |
| KX125 80-86        | 2112-0765 <sup>2</sup> |
| KDX250 83-84       | 2112-0492 <sup>1</sup> |
| <b>KTM</b>         |                        |
| 125EXC 98-01       | 2112-0707 <sup>8</sup> |
| 125SX 98-08, 11-15 | 2112-0707 <sup>8</sup> |

| STATORS (CON'T)       |                        |
|-----------------------|------------------------|
| MAKE/MODEL/YEAR       | REG/REC                |
| <b>KTM (CON'T)</b>    |                        |
| 125SX 05              | 2112-0707 <sup>8</sup> |
| 144SX 07-08           | 2112-0707 <sup>8</sup> |
| 150SX 09-11           | 2112-0707 <sup>8</sup> |
| 150SX 09-15           | 2112-0707 <sup>8</sup> |
| 150XC 10-14           | 2112-0707 <sup>8</sup> |
| 200EXC 98, 03-04      | 2112-0707 <sup>8</sup> |
| 200EXC 05             | 2112-0707              |
| 200MXC 98-03          | 2112-0707 <sup>8</sup> |
| 200SX 03              | 2112-0707 <sup>8</sup> |
| 250EXC 98-04          | 2112-0707 <sup>8</sup> |
| 250EXC 98-05          | 2112-0707 <sup>8</sup> |
| 250MXC 98-01          | 2112-0707 <sup>8</sup> |
| 300MXC 98-05          | 2112-0707 <sup>8</sup> |
| 250SX 98-08, 10       | 2112-0707 <sup>8</sup> |
| 250SX 05              | 2112-0707 <sup>8</sup> |
| 250XC 06-07           | 2112-0707 <sup>8</sup> |
| 300EXC 98-01, 03, 05  | 2112-0707 <sup>8</sup> |
| 300EXC SIX DAYS 05    | 2112-0707              |
| 300MXC 98-03          | 2112-0707 <sup>8</sup> |
| 380EXC 98-00          | 2112-0707 <sup>8</sup> |
| 380MXC 98-99          | 2112-0707 <sup>8</sup> |
| 380SX 98-00           | 2112-0707 <sup>8</sup> |
| <b>SUZUKI</b>         |                        |
| RM80 80-01            | 2112-0765 <sup>2</sup> |
| RM85 02-09, 12, 15-20 | 2112-0765 <sup>2</sup> |
| RM125 81-85           | 2112-0765 <sup>2</sup> |

| STATORS (CON'T)  |                         |
|--|-------------------------|
| MAKE/MODEL/YEAR  | REG/REC                 |
| <b>SUZUKI (CON'T)</b>  |                         |
| RM125 89-93  | 2112-0703 <sup>3</sup>  |
| RM125 94-97  | 2112-0704 <sup>14</sup> |
| DR250S 90-92   | 2112-0771               |
| RM250 81-85  | 2112-0765 <sup>2</sup>  |
| RM250 87-93  | 2112-0703 <sup>3</sup>  |
| RM250 94-97  | 2112-0704 <sup>14</sup> |
| DR250 93   | 2112-1486               |
| DR350S 90-92   | 2112-0771               |
| DR350 93-99  | 2112-1486               |
| DR250/350SE 94-99  | 2112-1487               |
| DRZ400 00-09, 11-20  | 2112-0694 <sup>15</sup> |
| DRZ400 00-09, 11-15  | 2112-0694 <sup>15</sup> |
| RM500 81-84  | 2112-0765 <sup>2</sup>  |
| DR650SE 99-19  | 2112-0702 <sup>18</sup> |
| <b>YAMAHA</b>  |                         |
| DT50 88-90   | 2112-0919 <sup>17</sup> |
| PW50 86-87, 90-09, 12-13   | 2112-0919 <sup>17</sup> |
| PW80 95-03   | 2112-0978               |
| 1 - HIGH OUTPUT STATOR. MUST USE REGULATOR 2112-0545 FOR LIGHTING<br>2 - STATOR REPAIR KIT; NO BACKING PLATE<br>3 - STOCK SPECS; NO BACKING PLATE; NO TRIGGER/GROMMET<br>4 - OEM STYLE HONDA STATOR. NO TRIGGER/NO METAL BACKING PLATE<br>5 - THIS HIGHER OUTPUT STATOR WILL PROVIDE 15-20% MORE OUTPUT THAN THE OE DESIGN<br>6 - HIGH OUTPUT STATOR. NO BACK PLATE/TRIGGER/GROMMET. MUST USE REGULATOR 2112-0545 FOR LIGHTING. THIS IS A 6-POLE STATOR<br>7 - 200 WATTS<br>8 - KIT INCLUDES HIGH OUTPUT STATOR & REG/REC<br>9 - NO TRIGGER/NO GROMMET<br>10 - OEM STYLE HONDA STATOR<br>11 - THIS HIGH OUTPUT STATOR WILL PROVIDE APPROXIMATELY 150 WATTS OF POWER<br>12 - NO GROMMET<br>13 - THE GROMMET IS NOT INCLUDED; INSTALLATION INSTRUCTIONS WILL BE INCLUDED<br>14 - NO BACKING PLATE/TRIGGER/GROMMET. MUST USE REGULATOR 2112-0545 FOR LIGHTING<br>15 - 15-20% OVER STOCK<br>16 - 20% OVER STOCK<br>17 - CHARGING COIL ONLY |                         |

| REGULATORS/RECTIFIERS      |                        |
|----------------------------|------------------------|
| MAKE/MODEL/YEAR            | REG/REC                |
| <b>HONDA</b>               |                        |
| CRF50 04-20                | 2112-0545              |
| XR50R 00-03                | 2112-0545              |
| Z50R 88-00                 | 2112-0545              |
| CRF70 04-09, 11-12         | 2112-0545              |
| XR70R 97-03                | 2112-0545              |
| CRF150F 03-05 / 09 / 12-13 | 2112-0545              |
| CRF250X 2004-2009          | 2112-1326              |
| CRF250X 2012-2016          | 2112-1326              |
| XL600R 83-87               | 2112-0545              |
| <b>KAWASAKI</b>            |                        |
| KL250/KLR250 87-05         | 2112-1001              |
| KLX250D 03                 | 2112-1001              |
| KX250F 2011-2012           | 2112-1327              |
| KX450F 2009-2011           | 2112-1327              |
| KX250F 2013-2016           | 2112-1328              |
| KX450F 2013-2015           | 2112-1328              |
| KLX250S 09-14              | 2112-0535              |
| KL600B 85-86               | 2112-0535              |
| KLR650 87-07               | 2112-0535              |
| KLR650B TENGA 90-91        | 2112-0535              |
| <b>KTM</b>                 |                        |
| 125EXC 98-01, 05           | 2112-0545              |
| 125EXC 05                  | 2112-0976 <sup>1</sup> |
| 125EXC SIX DAYS 05         | 2112-0976 <sup>1</sup> |
| 125SX 98-08, 11-15         | 2112-0545              |
| 125SX 05                   | 2112-0545              |
| 144SX 07-08                | 2112-0545              |
| 150SX 09-15                | 2112-0545              |
| 200EXC 98, 03-04           | 2112-0545              |

| REGULATORS/RECTIFIERS (CON'T) |                        |
|-------------------------------|------------------------|
| MAKE/MODEL/YEAR               | REG/REC                |
| <b>KTM (CON'T)</b>            |                        |
| 200EXC 05                     | 2112-0976 <sup>1</sup> |
| 200MXC 98-03                  | 2112-0545              |
| 200SX 03                      | 2112-0545              |
| 200XC-W 08-16                 | 2112-0976 <sup>1</sup> |
| 250EXC 98-05                  | 2112-0545              |
| 250EXC 05                     | 2112-0976 <sup>1</sup> |
| 250EXC RACING 05              | 2112-0976 <sup>1</sup> |
| 250EXC SIX DAYS 05            | 2112-0976 <sup>1</sup> |
| 250MXC 98-01                  | 2112-0545              |
| 250SX 98-16                   | 2112-0545              |
| 250SX 05                      | 2112-0545              |
| 250XC 09-19                   | 2112-0976 <sup>1</sup> |
| 250XC-F 07-08                 | 2112-0976 <sup>1</sup> |
| 250XC-FW 07-10                | 2112-0976 <sup>1</sup> |
| 250XC-FW SIX DAYS 11          | 2112-0976 <sup>1</sup> |
| 250XC-W 08-19                 | 2112-0976 <sup>1</sup> |
| 300EXC 98-01, 03,             | 2112-0545              |
| 300EXC 05                     | 2112-0976              |
| 300EXC SIX DAYS 05            | 2112-0976 <sup>1</sup> |
| 300MXC 98-05                  | 2112-0545              |
| 300MXC 05                     | 2112-0976 <sup>1</sup> |
| 300XC 09-19                   | 2112-0976 <sup>1</sup> |
| 300XC-W 06, 08-19             | 2112-0976 <sup>1</sup> |
| 380EXC 98-00                  | 2112-0545              |
| 380MXC 98-99                  | 2112-0545              |
| 380SX 98-00                   | 2112-0545              |
| 400EXC 05-06                  | 2112-0976 <sup>1</sup> |
| 400XC-W 07, 09-10             | 2112-0976 <sup>1</sup> |
| 450EXC 05-07, 09-11           | 2112-0976 <sup>1</sup> |

| REGULATORS/RECTIFIERS (CON'T)       |                        |
|-------------------------------------|------------------------|
| MAKE/MODEL/YEAR                     | REG/REC                |
| <b>KTM (CON'T)</b>                  |                        |
| 450EXC-R 08                         | 2112-0976 <sup>1</sup> |
| 450MXC 05                           | 2112-0976 <sup>1</sup> |
| 450XC 06-07                         | 2112-0976 <sup>1</sup> |
| 450XC-W 07                          | 2112-0976 <sup>1</sup> |
| <b>450XC-W CHAMPIONS EDITION 10</b> |                        |
| 450XC-W SIX DAYS 10-11              | 2112-0976 <sup>1</sup> |
| 450XCR-W 08                         | 2112-0976 <sup>1</sup> |
| 525EXC 05                           | 2112-0976 <sup>1</sup> |
| 525EXC RACING SIX DAYS 05           | 2112-0976 <sup>1</sup> |
| 525MXC 05                           | 2112-0976 <sup>1</sup> |
| 525XC 07                            | 2112-0976 <sup>1</sup> |
| 525XC-W 07                          | 2112-0976 <sup>1</sup> |
| 530EXC 09-11                        | 2112-0976 <sup>1</sup> |
| 530EXC CHAMPIONS EDITION 10         | 2112-0976 <sup>1</sup> |
| 530EXC-R 08                         | 2112-0976 <sup>1</sup> |
| 530XC-W SIX DAYS 10-11              | 2112-0976 <sup>1</sup> |
| 530XCR-W 08                         | 2112-0976 <sup>1</sup> |
| 660SMC 04-05                        | 2112-0976 <sup>1</sup> |
| <b>SUZUKI</b>                       |                        |
| RM125 94-97                         | 2112-0545              |
| RM250 94-97                         | 2112-0545              |
| DRZ400 00-09, 11-20                 | 2112-0916              |
| <b>YAMAHA</b>                       |                        |
| TW200 88-16                         | 2112-0538              |
| TTR225R 99-04                       | 2112-0538              |
| XT225 92-07                         | 2112-0538              |
| TTR250 01-06                        | 2112-0538              |
| WR250R 2008-2020                    | 2112-1329              |

**REGULATORS/RECTIFIERS (CON'T)**

| MAKE/MODEL/YEAR   | REG/REC   |
|---|-----------|
| <b>YAMAHA (CON'T)</b>   |           |
| WR250R 2008-2020 LITHIUM  | 2112-1434 |
| WR250X 2008 -2011   | 2112-1329 |
| WR250X 2008 -2011 LITHIUM   | 2112-1434 |
| XT250 08-12   | 2112-0538 |
| XT250 13-21   | 2112-0541 |
| XT600 91-95   | 2112-0538 |
| 1 - REPLACES OE #: 80011034000; WILL NOT WORK WITH STATOR 2112-0707 |           |
| 2 - DEM STYLE KTM RECTIFIER/REGULATOR                               |           |
| 3 - HOT SHOT REG/REC. WILL LOOK DIFFERENT THAN OE.                  |           |
| 4 - BIKE WILL HAVE 2 REG/REC  |           |
| 5 - FOR USE WITH LITHIUM BATTERIES                                  |           |



APPAREL

HELMETS & GOGGLES

RIDER ARMOR

OUTERWEAR

YOUTH

LUGGAGE & PACKS

BIKE BODY

BIKE CONTROLS

**STARTER MOTORS**

\$107.<sup>95</sup> - \$219.<sup>95</sup>



- Made from high-quality materials
- Provides a price competitive alternative to OEM replacements
- Starters bolt on as direct OEM replacements

**STARTER MOTORS**

| MAKE/MODEL/YEAR     | PART #    |
|---------------------|-----------|
| <b>GAS GAS</b>      |           |
| EC250 11            | 2110-1097 |
| EC250 13-14         | 2110-1097 |
| EC300 11            | 2110-1097 |
| EC30013-14          | 2110-1097 |
| EC450 FSC 03-05     | 2110-1112 |
| EC450 FSR 08        | 2110-1097 |
| EC450 09            | 2110-1097 |
| ED515 09            | 2110-1097 |
| HALLEY 450 09       | 2110-1097 |
| SM450 FSR 08        | 2110-1097 |
| SM450 FSR 09        | 2110-1097 |
| SM515 09            | 2110-1097 |
| XC250 13            | 2110-1097 |
| XC300 13            | 2110-1097 |
| <b>HONDA</b>        |           |
| CRF150F 06-17       | 2110-1091 |
| CRF230F 03-07       | 2110-1092 |
| CRF450 X 05-09      | 2110-1113 |
| CRF450 X 11-17      | 2110-1113 |
| <b>HUSABERG</b>     |           |
| FE450 05-08         | 2110-1114 |
| FS450 05-08         | 2110-1114 |
| <b>KAWASAKI</b>     |           |
| KL650B TENGAI 90-91 | 2110-1115 |

**STARTER MOTORS (CON'T)**

| MAKE/MODEL/YEAR           | PART #    |
|---------------------------|-----------|
| <b>KAWASAKI (CON'T)</b>   |           |
| KLR650 87-14              | 2110-1115 |
| <b>KTM</b>                |           |
| 200 XC 14                 | 2110-0985 |
| 200 XCW 13-16             | 2110-0985 |
| 250EXC 03-05              | 2110-0525 |
| 250 FREERIDE 14-15        | 2110-0985 |
| 250EXC RFS 03-04          | 2110-0525 |
| 250 XC 06-16              | 2110-0985 |
| 250 XC-W 06-16            | 2110-0985 |
| 260R FREERIDE 16          | 2110-0985 |
| 300 EXC 08-09             | 2110-0985 |
| 300 EXC EU 08             | 2110-0985 |
| 300SD 09                  | 2110-0985 |
| 300 XC 09-16              | 2110-0985 |
| 300 XCW 09-16             | 2110-0985 |
| 300 XCW SIX DAYS 14-16    | 2110-0985 |
| 250EXC-G 03               | 2110-0525 |
| 400 LC4 DUAL SPORT        | 2110-0984 |
| 400 LC4 EXC 98            | 2110-0984 |
| 400 RXC 98                | 2110-0984 |
| 400EXC 00-02              | 2110-0525 |
| 400EXC 04-06              | 2110-0525 |
| 400MXC 01-02              | 2110-0525 |
| 400SX 00-02               | 2110-0525 |
| 400XC-W 07                | 2110-0525 |
| 450EXC 03-07              | 2110-0525 |
| 450 RALLY 05              | 2110-0984 |
| 450MXC 03-05              | 2110-0525 |
| 450 XC-F 08-09            | 2110-1110 |
| 450SMR 05                 | 2110-0525 |
| 450 SMR 08-09             | 2110-1110 |
| 450 SMR 12                | 2110-1110 |
| 450SX 03-05               | 2110-0525 |
| 450 SX-F 07-12            | 2110-1110 |
| 450XC 06-07               | 2110-0525 |
| 505 XC-F 08-09            | 2110-1110 |
| 520EXC 00-02              | 2110-0525 |
| 520MXC 01-02              | 2110-0525 |
| 520SX 00-02               | 2110-0525 |
| 525EXC 03-06              | 2110-0525 |
| 525EXC RACING SIX DAYS 05 | 2110-0525 |
| 525MXC 03-05              | 2110-0525 |

**STARTER MOTORS (CON'T)**

| MAKE/MODEL/YEAR          | PART #    |
|--------------------------|-----------|
| <b>KTM (CON'T)</b>       |           |
| 525SMR 05                | 2110-0525 |
| 525SX 04-05              | 2110-0525 |
| 525XC 07                 | 2110-0525 |
| 525XC-W 07               | 2110-0525 |
| 620 RALLY 98             | 2110-0984 |
| 620 RXC 97-98            | 2110-0984 |
| 625 SMC 04-06            | 2110-0984 |
| 625 SXC 03-05            | 2110-0984 |
| 640 ADVENTURE 99-03      | 2110-0984 |
| 640 ADVENTURE05-07       | 2110-0984 |
| 640 LC4 ALL MODELS 99-05 | 2110-0984 |
| 640 SUPERMOTO 05         | 2110-0984 |
| 660 RALLY 05             | 2110-0984 |
| 660 RALLY 07             | 2110-0984 |
| 690 DUKE 08-10           | 2110-1096 |
| 690 DUKE 13-17           | 2110-1096 |
| 690 ENDURO 08            | 2110-1096 |
| 690 ENDURO R 09-17       | 2110-1096 |
| 690 RALLY 07-09          | 2110-1096 |
| 690 SMC 08-10            | 2110-1096 |
| 690 SMR 08               | 2110-1096 |
| 690 SUPERMOTO 07         | 2110-1096 |
| <b>SUZUKI</b>            |           |
| DR250 SE 93-95           | 2110-1116 |
| DR350 S 90-99            | 2110-1116 |
| DRZ400 00-09             | 2110-1094 |
| DRZ400 11-15             | 2110-1094 |
| DR650SE 96-97 / 99-09    | 2110-1093 |
| DR650SE 11-17            | 2110-1093 |
| DR650SE 19               | 2110-1093 |
| <b>YAMAHA</b>            |           |
| TT-R 90 E 03-07          | 2110-1117 |
| BW200ES 86-88            | 2110-0983 |
| TW200 87-16              | 2110-0983 |
| TT-R225 99-04            | 2110-0983 |
| XT225 92-07              | 2110-0983 |
| TTR230 05-13             | 2110-0983 |
| WR250F 03-09             | 2110-1095 |
| WR250F 11-12             | 2110-1095 |
| WR450 F 03-06            | 2110-1118 |

BIKE SUSPENSION

BIKE BRAKING

BIKE DRIVE

BIKE BEARINGS

BIKE ENGINE

BIKE ELECTRICAL

BIKE EXHAUST

BIKE WHEELS

BICYCLE

GARAGE & PROMO

SIZING CHART

**STARTER SOLENOID SWITCHES**

**\$39.95**



- Made from high-quality materials
- Competitively priced aftermarket replacement parts
- Solenoid switches designed as bolt-on replacement parts

**STARTER SOLENOID SWITCHES**

| MAKE/MODEL/YEAR            | PART #    |
|----------------------------|-----------|
| <b>HONDA</b>               |           |
| CRF250L 13-20              | 2110-0986 |
| CRF250LA 17-20             | 2110-0986 |
| CRF250RL 17-20             | 2110-0986 |
| CRF250R1A 17-20            | 2110-0986 |
| NS250 REFLEX 04-10         | 2110-0986 |
| <b>KAWASAKI</b>            |           |
| KLX250 06-07, 18-20        | 2110-1079 |
| KLX250SF 09-10             | 2110-1079 |
| KLX250S09-14               | 2110-1079 |
| KLX650 KL650 08-18         | 2110-1079 |
| <b>KTM</b>                 |           |
| 200 XCW 13-16              | 2110-0989 |
| 250 EXC RACING 03          | 2110-0989 |
| 250 EXC RACING 05          | 2110-0989 |
| 250 EXC RFS 03-04          | 2110-0989 |
| 250 EXC-G RACING 03        | 2110-0989 |
| 250 XC 09-21               | 2110-0989 |
| 250 XC-F 07-21             | 2110-0989 |
| 250 XC-FW 07-16            | 2110-0989 |
| 250 XC-W 08-21             | 2110-0989 |
| 300 XC 09-21               | 2110-0989 |
| 300 XCW 08-21              | 2110-0989 |
| 350 EXC-F 12-20            | 2110-0989 |
| 350 SX-F 11-21             | 2110-0989 |
| 350 XC-F 11-21             | 2110-0989 |
| 350 XCF-W 12-21            | 2110-0989 |
| 400 LC4 DUAL SPORT 00-01   | 2110-0510 |
| 400 LC4 EXC 98             | 2110-0510 |
| 400 EXC 06                 | 2110-0989 |
| 400 EXC RACING 2000-2002   | 2110-0989 |
| 400 EXC RFS 04-05          | 2110-0989 |
| 400 MXC RACING 01-02       | 2110-0989 |
| 400 XC-W 07                | 2110-0989 |
| 400 XC-W 09-10             | 2110-0989 |
| 400 RXC 98                 | 2110-0510 |
| 450 RALLY 05               | 2110-0510 |
| 450 EXC 09-11              | 2110-0989 |
| 450 EXC RFS 04-05          | 2110-0989 |
| 450 EXC - G RACING 03      | 2110-0989 |
| 450 EXC-R 08               | 2110-0989 |
| 450 MXC RFS 04-05          | 2110-0989 |
| 450 MXC - 03               | 2110-0989 |
| 450 SMR 12, 14             | 2110-0989 |
| 450SX 03-04                | 2110-0989 |
| 450 SX-F 07, 09-21         | 2110-0989 |
| 450 SX-F FACTORY 12        | 2110-0989 |
| 450 XC 06-07               | 2110-0989 |
| 450 XC-F 08-09, 13-21      | 2110-0989 |
| 450 XC-W 07, 12-16         | 2110-0989 |
| 450 XC-W CHAMPION EDITION  | 2110-0989 |
| 450 XC-W SIX DAYS 10-11    | 2110-0989 |
| 500 EXC 12-16              | 2110-0989 |
| 500 EXC-F 17-21            | 2110-0989 |
| 500 XCF-W 20-21            | 2110-0989 |
| 500 XC-W 12-16             | 2110-0989 |
| 520 MXC RACING 01-02       | 2110-0989 |
| 525 EXC 06                 | 2110-0989 |
| 525 EXC RACING SIX DAYS 05 | 2110-0989 |
| 525 EXC RFS 04-05          | 2110-0989 |
| 525 EXC-G RACING 03        | 2110-0989 |

**STARTER SOLENOID SWITCHES (CON'T)**

| MAKE/MODEL/YEAR              | PART #    |
|------------------------------|-----------|
| <b>KTM (CON'T)</b>           |           |
| 525 MXC RFS 04-05            | 2110-0989 |
| 525 MXC G RACING 03          | 2110-0989 |
| 525 SX 04                    | 2110-0989 |
| 525 XC 07                    | 2110-0989 |
| 525 XC-W 07                  | 2110-0989 |
| 530 EXC 09-11                | 2110-0989 |
| 530 EXC CHAMPION EDITION 10  | 2110-0989 |
| 530 EXC-R 08                 | 2110-0989 |
| 530 XC-W SIX DAYS 10-11      | 2110-0989 |
| 530 XCR-W 08                 | 2110-0989 |
| 626 SMC 05-06                | 2110-0989 |
| 640 LC4 ALL MODELS 2000-2002 | 2110-0989 |
| 640 SMC 05                   | 2110-0989 |
| 690 ENDURO 08                | 2110-0989 |
| 690 ENDURO 11                | 2110-0989 |
| 690 ENDURO R 09-18, 20       | 2110-0989 |
| 690 SMC 08-10                | 2110-0989 |
| 690 SUPER ENDURO 08          | 2110-0989 |
| 620 RALLY 98                 | 2110-0510 |
| 620 RXC 98                   | 2110-0510 |
| 625 SMC 04                   | 2110-0510 |
| 625 SXC 03-05                | 2110-0510 |
| 640 ADVENTURE 05-07          | 2110-0510 |
| 640 LC4 ALL MODELS 99-05     | 2110-0510 |
| 660 RALLY 05                 | 2110-0510 |
| 660 RALLY 07                 | 2110-0510 |
| 690 DUKE 08-10               | 2110-0511 |
| 690 SMR 08                   | 2110-0511 |
| 690 SUPERMOTO 07             | 2110-0511 |
| 950 ADVENTURE 04-06          | 2110-0511 |
| 950 ADVENTURE S 04-05        | 2110-0511 |
| 950 SUPERDUKE 05             | 2110-0511 |
| 990 ADVENTURE R 09-10        | 2110-0511 |
| 990 ADVENTURE S 08           | 2110-0511 |
| 990 RC8R SUPERDUKE 11        | 2110-0511 |
| 990 SUPERDUKE                | 2110-0511 |
| 620 RALLY 98                 | 2110-0510 |
| 620 RXC 98                   | 2110-0510 |
| 625 SMC 04                   | 2110-0510 |

**STARTER SOLENOID SWITCHES (CON'T)**

| MAKE/MODEL/YEAR           | PART #    |
|---------------------------|-----------|
| <b>KTM (CON'T)</b>        |           |
| 625 SXC 03-05             | 2110-0510 |
| 640 ADVENTURE 05-07       | 2110-0510 |
| 640 LC4 ALL MODELS 99-05  | 2110-0510 |
| 660 RALLY 05              | 2110-0510 |
| 660 RALLY 07              | 2110-0510 |
| 690 DUKE 08-10            | 2110-0511 |
| 690 SMR 08                | 2110-0511 |
| 690 SUPERMOTO 07          | 2110-0511 |
| 950 ADVENTURE 04-06       | 2110-0511 |
| 950 ADVENTURE S 04-05     | 2110-0511 |
| 950 SUPERDUKE 05          | 2110-0511 |
| 990 ADVENTURE R 09-10     | 2110-0511 |
| 990 ADVENTURE S 08        | 2110-0511 |
| 990 RC8R SUPERDUKE 11     | 2110-0511 |
| 990 SUPERDUKE             | 2110-0511 |
| 950 SUPER ENDURO 07-08    | 2110-0989 |
| 950 SUPER ENDURO 06-07    | 2110-0989 |
| 980 SUPER ENDURO 05-07    | 2110-0989 |
| 990SMR 10-11              | 2110-0989 |
| 990 SMT 10-13             | 2110-0989 |
| 1190 RC8 09-12            | 2110-0989 |
| 1190 RC8 R 09-12          | 2110-0989 |
| 1190 RC8 R LTD 10         | 2110-0989 |
| <b>SUZUKI</b>             |           |
| DR125SE 94-96             | 2110-0987 |
| DR200S 15-20              | 2110-0987 |
| DR200 SE 96-09            | 2110-0987 |
| DR250 SE DUAL SPORT 93-95 | 2110-0988 |
| DR350 SE DUAL SPORT 94-99 | 2110-0988 |
| DR650 SE R/S MODELS 94-95 | 2110-0988 |
| <b>YAMAHA</b>             |           |
| SR185 81-82               | 2110-1080 |
| BW200ES 86-88             | 2110-1080 |
| TW200 87-96               | 2110-1080 |
| TTR225 99-07              | 2110-1080 |
| XT225 92-95               | 2110-1080 |
| XT225 96-00               | 2110-1080 |
| TTR250 99-06              | 2110-1080 |
| XT600E 90-95              | 2110-1080 |



MIKE WITKOWSKI





**HALO LED HEADLIGHT**

**\$139.95**

- Meets ECE/SAE/DOT standards and homologated for use on roads in Europe and USA
- Cool white light providing optimal lighting
- Stable light with no flickering during high and low RPMs of motorcycle
- Produces a systematic passing beam and/or driving beam. No difference between left or right hand drive
- Has driving and passing position beam
- Connection uses standard 0.62" 4 pin plug connector
- Universal mounting system

| DESCRIPTION                     | COLOR | PART #    |
|---------------------------------|-------|-----------|
| HALO LED HEADLIGHT DOT APPROVED | WHITE | 2001-2121 |
| HALO LED HEADLIGHT DOT APPROVED | BLACK | 2001-2122 |



**MMX HEADLIGHT**

**\$74.95**

- Meets ECE/SAE/DOT standards and homologated for use on roads in Europe and USA
- Connection female UP 2805310
- Driving and passing position beam
- Universal mounting system

| DESCRIPTION                | COLOR | PART      |
|----------------------------|-------|-----------|
| MMX DOT APPROVED HEADLIGHT | WHITE | 2001-2123 |
| MMX DOT APPROVED HEADLIGHT | BLACK | 2001-2124 |

| REPLACEMENT PARTS               | PART #    | RETAIL PRICE |
|---------------------------------|-----------|--------------|
| REPLACEMENT TAIL LIGHT LED BULB | 2060-0706 | \$24.95      |
| MOUNTING STRAPS (4-PK)          | 2001-0483 | \$7.95       |
| HEADLIGHT EXTENTIONS            | 2001-0484 | \$8.95       |

**RSP LED 3.0 TAILLIGHT**

**\$29.95**



- ECE / DOT approved for USA and Europe
- Comes with mounting hardware
- Taillight incorporates stop/rear light/ and license plate light

| COLOR | PART #    |
|-------|-----------|
| BLACK | 2010-1399 |

**MOTORCYCLE HANDWARMER KIT**

**\$60.95**




- The Moose Racing® hand warmer kit allows the heating elements to fit neatly and discretely under the original or aftermarket grips
- Easy to install, with two-stage heat settings, this kit is suitable for all types of bikes
- Kit includes throttle heater, clutch heater, round rocker switch, hardware, plastic tie straps, and instructions
- Made in the USA

|                           |           |
|---------------------------|-----------|
| MOTORCYCLE HANDWARMER KIT | 0631-0046 |
|---------------------------|-----------|

**REGULATOR**

**\$29.95**



- Sealed and weatherproof 12-volt regulator for off-road vehicles without a battery
- Gives headlights and taillights longer life by regulating power and eliminating surges
- Compact and easy to install
- Includes wiring instructions

|           |           |
|-----------|-----------|
| REGULATOR | 2112-0772 |
|-----------|-----------|

APPAREL

HELMETS & GOGGLES

RIDER ARMOR

OUTERWEAR

YOUTH

LUGGAGE & PACKS

BIKE BODY

BIKE CONTROLS

BIKE SUSPENSION

BIKE BRAKING

BIKE DRIVE

BIKE BEARINGS

BIKE ENGINE

BIKE ELECTRICAL

BIKE EXHAUST

BIKE WHEELS

BICYCLE

GARAGE & PROMO

SIZING CHART



**BILLET KILL SWITCHES**

**\$49.95**

- Design prevents button internals from being damaged
- CNC machined from 6061-T6 aluminum with an anodized finish
- Special rubber coated wires with injection molded internal components make these switches 100% waterproof
- Includes waterproof in line butt connectors for easy installation
- Fits 7/8" handlebars and works on all normally open circuit ignition systems on dirt bikes and ATVs
- Made in the USA

|                    |           |
|--------------------|-----------|
| BILLET KILL SWITCH | 2106-0176 |
|--------------------|-----------|



**UNIVERSAL HEADLIGHT SWITCH-YAMAHA STYLE**

**\$80.95**

- Fits WR250F 02-03, WR426F 02, and WR450F 03
- OEM reference number 5NG-83976-50-00
- Also works well for auxiliary lights or H4 lighting
- Switch specs: 2 wire w/black socket is 16.5" in length; 3 wire w/white socket is 27.5" in length; and width is 20mm

|   |           |
|---|-----------|
| UNIVERSAL HEADLIGHT SWITCH-YAMAHA STYLE | 0616-0157 |
|---|-----------|



0616-0064

0616-0065

**ENGINE KILL SWITCHES**

**\$24.95 - \$97.95**

- OEM-type kill switches with a design identical to stock units
- Proper wire plug-ins included for each model
- Direct plug in Yamaha applications for late model YZF and WRFs

| ENGINE KILL SWITCHES |                        |
|----------------------|------------------------|
| MAKE/MODEL/YEAR      | PART #                 |
| <b>HONDA</b>         |                        |
| CRF50                | M8801                  |
| XR50                 | M8801                  |
| CR60R 83-84          | M8801                  |
| CR80R/RB 80-00       | M8801                  |
| CR125R 79-95         | M8801                  |
| XR200 80-84          | M8801                  |
| XR200R 84-88,90-00   | M8801                  |
| CR250 80-96          | M8801                  |
| XR250R 80-92         | M8801                  |
| XR350 83-85          | M8801                  |
| XR450R 81-82         | M8801                  |
| CR480R 83            | M8801                  |
| CR500R 84-00         | M8801                  |
| XR500/R 79-84        | M8801                  |
| XR600R 85-87         | M8801                  |
| CRF250R 10-15        | 0616-0156 <sup>2</sup> |
| CRF450R 13-14        | 2106-0463 <sup>3</sup> |
| CRF450R 09-15        | 0616-0156 <sup>2</sup> |
| <b>HUSABERG</b>      |                        |
| FE 250 USA 13        | 0616-0153 <sup>1</sup> |
| TE 250 USA 13        | 0616-0153 <sup>1</sup> |
| TE 300 USA 13        | 0616-0153 <sup>1</sup> |
| FE 350 USA 13        | 0616-0153 <sup>1</sup> |
| FE 501 USA 13        | 0616-0153 <sup>1</sup> |
| <b>KAWASAKI</b>      |                        |
| KX60 85-99           | M8802                  |

| ENGINE KILL SWITCHES (CON'T)        |                        |
|-------------------------------------|------------------------|
| MAKE/MODEL/YEAR                     | PART #                 |
| <b>KAWASAKI (CON'T)</b>             |                        |
| KDX80 84-88                         | M8802                  |
| KX80 84-91                          | M8802                  |
| KX125 84-99                         | M8802                  |
| KDX200 84-99                        | M8802                  |
| KDX220R 97-99                       | M8802                  |
| KDX250 91-94                        | M8802                  |
| KLX250 94-96                        | M8802                  |
| KX250 84-99                         | M8802                  |
| KXT250 85                           | M8802                  |
| KLX300R 97-99                       | M8802                  |
| KX500 84-99                         | M8802                  |
| KLX650R 93-96                       | M8802                  |
| <b>KTM</b>                          |                        |
| 50 JR. ADV 00-03                    | 0616-0153 <sup>1</sup> |
| 50 MINI-ADV 00-08                   | 0616-0153 <sup>1</sup> |
| 50 MINI-ADV GS 02-04                | 0616-0153 <sup>1</sup> |
| 50 SR. ADV 00-07                    | 0616-0153 <sup>1</sup> |
| 50 SX MINI 08-15                    | 0616-0153 <sup>1</sup> |
| 50 SX 06-08, 10-15                  | 0616-0153 <sup>1</sup> |
| 50 SX JR. / SX JR. USA 00-01, 06-09 | 0616-0153 <sup>1</sup> |
| 50 SX PRO-JR. LC 02-05              | 0616-0153 <sup>1</sup> |
| 50 SX PRO-SR. LC 01-05              | 0616-0153 <sup>1</sup> |
| 50 SX SR. 00-01                     | 0616-0153 <sup>1</sup> |
| 50 SXR 97-99                        | 0616-0153 <sup>1</sup> |
| 50 SXR PRO-JR 97-99                 | 0616-0153 <sup>1</sup> |
| 50 SXR PRO-SR 97-99                 | 0616-0153 <sup>1</sup> |
| 60 SX 98-00                         | 0616-0153 <sup>1</sup> |
| 65 SX 98-15                         | 0616-0153 <sup>1</sup> |
| 65 XC 08-09                         | 0616-0153 <sup>1</sup> |
| 85 SX 03-05, 10-15                  | 0616-0153 <sup>1</sup> |
| 85 SX 17/14 06-08, 13               | 0616-0153 <sup>1</sup> |
| 85 SX 19/16 07-08                   | 0616-0153 <sup>1</sup> |
| 85 XC / XC USA 08-09                | 0616-0153 <sup>1</sup> |
| 105 SX / USA 04, 07-11              | 0616-0153 <sup>1</sup> |
| 105 XC USA 08-09                    | 0616-0153 <sup>1</sup> |
| 125 EGS 94-99                       | 0616-0153 <sup>1</sup> |
| 125 EXC 94-05                       | 0616-0153 <sup>1</sup> |
| 125 EXC 6 DAYS 02-05                | 0616-0153 <sup>1</sup> |
| 125 MXC 98-03                       | 0616-0153 <sup>1</sup> |
| 125 SX / SX USA 94-15               | 0616-0153 <sup>1</sup> |
| 125 SXS 99-05                       | 0616-0153 <sup>1</sup> |
| 144 SX USA 07-08                    | 0616-0153 <sup>1</sup> |
| 150 SX 09-15                        | 0616-0153 <sup>1</sup> |

| ENGINE KILL SWITCHES (CON'T) |                        |
|------------------------------|------------------------|
| MAKE/MODEL/YEAR              | PART #                 |
| <b>KTM (CON'T)</b>           |                        |
| 150 XC 10-14                 | 0616-0153 <sup>1</sup> |
| 200 EGS 98-99                | 0616-0153 <sup>1</sup> |
| 200 EXC 98-05                | 0616-0153 <sup>1</sup> |
| 200 JACKPINNER 97            | 0616-0153 <sup>1</sup> |
| 200 MXC 98-03                | 0616-0153 <sup>1</sup> |
| 200 SX 98-04                 | 0616-0153 <sup>1</sup> |
| 200 XC / XC USA 06-09        | 0616-0153 <sup>1</sup> |
| 200 XC-W / XC-W USA 06-15    | 0616-0153 <sup>1</sup> |
| 250 EGS 94-99                | 0616-0153 <sup>1</sup> |
| 250 EXC 94-05                | 0616-0153 <sup>1</sup> |
| 250 EXC 6-DAYS 02-05         | 0616-0153 <sup>1</sup> |
| 250 EXC RACING 01-05         | 0616-0153 <sup>1</sup> |
| 250 MXC 98-03                | 0616-0153 <sup>1</sup> |
| 250 SX 94-15                 | 0616-0153 <sup>1</sup> |
| 250 SX-F 05-15               | 0616-0153 <sup>1</sup> |
| 250 SXS 99-05                | 0616-0153 <sup>1</sup> |
| 250 XC / XC USA 06-14        | 0616-0153 <sup>1</sup> |
| 250 XCF-W / XCF-W USA 07-15  | 0616-0153 <sup>1</sup> |
| 250 XC-F USA 07-09, 11-15    | 0616-0153 <sup>1</sup> |
| 250 XC-W / XC-W USA 06-15    | 0616-0153 <sup>1</sup> |
| 300 EGS 94-99                | 0616-0153 <sup>1</sup> |
| 300 EXC 94-05                | 0616-0153 <sup>1</sup> |
| 300 EXC 6-DAYS 02-03, 05     | 0616-0153 <sup>1</sup> |
| 300 MXC 94-05                | 0616-0153 <sup>1</sup> |
| 300 SX 94-02                 | 0616-0153 <sup>1</sup> |
| 300 XC / XC USA 06-14        | 0616-0153 <sup>1</sup> |
| 300 XC-W / XC-W USA 06-15    | 0616-0153 <sup>1</sup> |
| 300 XCW 6-DAYS 14-15         | 0616-0153 <sup>1</sup> |
| 350 SC 95                    | 0616-0153 <sup>1</sup> |
| 350 SX-F 11-15               | 0616-0153 <sup>1</sup> |
| 350 XC-F 12-15               | 0616-0153 <sup>1</sup> |
| 350 XCFW 12-15               | 0616-0153 <sup>1</sup> |
| 350 XCFW 6-DAYS 14-15        | 0616-0153 <sup>1</sup> |
| 360 EGS 96-97                | 0616-0153 <sup>1</sup> |
| 360 EXC 96-97                | 0616-0153 <sup>1</sup> |
| 360 MXC 96-97                | 0616-0153 <sup>1</sup> |
| 360 SX 96-97                 | 0616-0153 <sup>1</sup> |
| 380 EGS 98-99                | 0616-0153 <sup>1</sup> |
| 380 EXC 98-02                | 0616-0153 <sup>1</sup> |
| 380 MXC 98-02                | 0616-0153 <sup>1</sup> |
| 380 SX 98-02                 | 0616-0153 <sup>1</sup> |
| 380 SXS 99                   | 0616-0153 <sup>1</sup> |
| 400 COMP. 6-DAYS 97          | 0616-0153 <sup>1</sup> |

| ENGINE KILL SWITCHES (CON'T) |                        |
|------------------------------|------------------------|
| MAKE/MODEL/YEAR              | PART #                 |
| <b>KTM (CON'T)</b>           |                        |
| 400 EGS 95                   | 0616-0153 <sup>1</sup> |
| 400 EXC 95                   | 0616-0153 <sup>1</sup> |
| 400 EXC RACING 00-02, 04-05  | 0616-0153 <sup>1</sup> |
| 400 EXC RACING 6-DAYS 02-03  | 0616-0153 <sup>1</sup> |
| 400 EXC-G RACING 06          | 0616-0153 <sup>1</sup> |
| 400 LC4 SUPER COMPETITION 98 | 0616-0153 <sup>1</sup> |
| 400 LC4 SX 98                | 0616-0153 <sup>1</sup> |
| 400 MXC RACING 01-02         | 0616-0153 <sup>1</sup> |
| 400 SC 95-97                 | 0616-0153 <sup>1</sup> |
| 400 SX RACING 00-02          | 0616-0153 <sup>1</sup> |
| 400 SXC 97, 99               | 0616-0153 <sup>1</sup> |
| 400 TXC 98                   | 0616-0153 <sup>1</sup> |
| 400 XC-W 07-10               | 0616-0153 <sup>1</sup> |
| 440 EXC 94-95                | 0616-0153 <sup>1</sup> |
| 440 MXC 94-95                | 0616-0153 <sup>1</sup> |
| 440 SX 94                    | 0616-0153 <sup>1</sup> |
| 450 EXC RACING 03-05         | 0616-0153 <sup>1</sup> |
| 450 EXC RACING 6-DAYS 04-05  | 0616-0153 <sup>1</sup> |
| 450 EXC-G RACING 06          | 0616-0153 <sup>1</sup> |
| 450 MXC RACING 03-05         | 0616-0153 <sup>1</sup> |
| 450 SMR 04-06, 08, 12        | 0616-0153 <sup>1</sup> |
| 450 SUPERMOTO 04             | 0616-0153 <sup>1</sup> |
| 450 SX 06                    | 0616-0153 <sup>1</sup> |
| 450 SX-F 07-15               | 0616-0153 <sup>1</sup> |
| 450 SX RACING 03-05          | 0616-0153 <sup>1</sup> |
| 450 SXS RACING 03-05         | 0616-0153 <sup>1</sup> |
| 450 XC-G RACING 06           | 0616-0153 <sup>1</sup> |
| 450 XC 07                    | 0616-0153 <sup>1</sup> |
| 450 XC-F USA 08-09, 13-15    | 0616-0153 <sup>1</sup> |
| 450 XC-W 07, 09-15           | 0616-0153 <sup>1</sup> |

| ENGINE KILL SWITCHES (CON'T) |                        |
|------------------------------|------------------------|
| MAKE/MODEL/YEAR              | PART #                 |
| <b>KTM (CON'T)</b>           |                        |
| 500 SX 95                    | 0616-0153 <sup>1</sup> |
| 500 XCW 12-15                | 0616-0153 <sup>1</sup> |
| 505 SX-F 07-08               | 0616-0153 <sup>1</sup> |
| 505 XC-F 08-09               | 0616-0153 <sup>1</sup> |
| 520 EXC RACING 01-02         | 0616-0153 <sup>1</sup> |
| 520 EXC RACING 6-DAYS 02     | 0616-0153 <sup>1</sup> |
| 520 MXC RACING 01-02         | 0616-0153 <sup>1</sup> |
| 520 SX RACING 01-02          | 0616-0153 <sup>1</sup> |
| 525 EXC RACING 03-05         | 0616-0153 <sup>1</sup> |
| 525 EXC RACING 6-DAYS 03-05  | 0616-0153 <sup>1</sup> |
| 525 EXC-G RACING 06          | 0616-0153 <sup>1</sup> |
| 525 MXC RACING 03-05         | 0616-0153 <sup>1</sup> |
| 525 RACING SUPERMOTO 03      | 0616-0153 <sup>1</sup> |
| 525 SC-G RACING 06           | 0616-0153 <sup>1</sup> |
| 525 SMR 04-05                | 0616-0153 <sup>1</sup> |
| 525 SX 06                    | 0616-0153 <sup>1</sup> |
| 525 SX RACING 03-05          | 0616-0153 <sup>1</sup> |
| 525 XC 07                    | 0616-0153 <sup>1</sup> |
| 525 XC-W 07, 10              | 0616-0153 <sup>1</sup> |
| 530 XCR-W 08                 | 0616-0153 <sup>1</sup> |
| 530 XC-W USA 09              | 0616-0153 <sup>1</sup> |
| 540 SXC 99                   | 0616-0153 <sup>1</sup> |
| 540 SXS RACING 01-04         | 0616-0153 <sup>1</sup> |
| 550 MXC 94-96                | 0616-0153 <sup>1</sup> |
| 560 SMR 06                   | 0616-0153 <sup>1</sup> |
| 620 COMP 6-DAYS. 97          | 0616-0153 <sup>1</sup> |
| 620 EGS 95, 97               | 0616-0153 <sup>1</sup> |
| 620 EXC 95                   | 0616-0153 <sup>1</sup> |
| 620 SC 95-97                 | 0616-0153 <sup>1</sup> |
| 620 SX 95-97, 99             | 0616-0153 <sup>1</sup> |

| ENGINE KILL SWITCHES (CON'T) |                        |
|------------------------------|------------------------|
| MAKE/MODEL/YEAR              | PART #                 |
| <b>KTM (CON'T)</b>           |                        |
| 620 SXC 97                   | 0616-0153 <sup>1</sup> |
| 620 TXC 98                   | 0616-0153 <sup>1</sup> |
| 660 LC4 RALLYE 99-00         | 0616-0153 <sup>1</sup> |
| 660 RALLYE CUSTOMER BIKE 01  | 0616-0153 <sup>1</sup> |
| 660 SUPERMOTO 03-04          | 0616-0153 <sup>1</sup> |
| <b>SUZUKI</b>                |                        |
| RM60 03                      | M8804                  |
| RM65 03-04                   | M8804                  |
| RM650/L 04                   | M8804                  |
| RM100 03                     | M8804                  |
| <b>YAMAHA</b>                |                        |
| YZ125 05-16                  | 0616-0064              |
| TTR230 05-09,11-16           | 0616-0065              |
| WR250F 03-09,11-13           | 0616-0065              |
| YZ250 77-99                  | M8803                  |
| YZ250 05-16                  | 0616-0064              |
| YZ250F 05-13                 | 0616-0064              |
| WR400F 98                    | M8803                  |
| YZ400 77-79                  | M8803                  |
| YZ400F 98-99                 | M8803                  |
| WR450F 03-09,11-15           | 0616-0065              |
| YZ450F 05-09                 | 0616-0064              |
| YZ465 80-81                  | M8803                  |
| YZ490 82-90                  | M8803                  |
| WR500 92-93                  | M8803                  |

1 - OEM REFERENCE NUMBER 50311089200/PLUGS INTO OEM WIRING HARNESS  
2 - WITH LED INDICATOR LIGHT; OEM REFERENCE 35130-MEN-A31  
3 - OEM REFERENCE NUMBER 35130-MEN-A71



0616-0066



0616-0067



0616-0068



0616-0069



0616-0070

**ENGINE START SWITCHES**

**\$33<sup>95</sup> - \$52<sup>95</sup>**

- OEM-type start switches with a design identical to stock units
- Proper wire plug-ins included for each model
- Direct plug in Yamaha applications for late model YZF and WRF's

| ENGINE START SWITCHES     |           |
|---------------------------|-----------|
| MAKE/MODEL/YEAR           | PART #    |
| <b>HONDA</b>              |           |
| CRF250X 04-16             | 0616-0066 |
| CRF450X 05-07             | 0616-0066 |
| XR650L 93-16              | 0616-0159 |
| <b>KAWASAKI</b>           |           |
| KLX450 08-15              | 0616-0067 |
| <b>KTM</b>                |           |
| 250 EXC FACTORY RACING 05 | 0616-0068 |
| 250 EXC RACING 04-05      | 0616-0068 |
| 250 SX-F 08-10, 12        | 0616-0068 |
| 250 XC 09-12              | 0616-0068 |
| 250 XC-F 07, 11-12        | 0616-0068 |
| 250 XC-F USA 08-09        | 0616-0068 |
| 250 XC-W 09-12            | 0616-0068 |
| 250 XC-W USA 08-09        | 0616-0068 |
| 250 XCF-W 07, 09-10       | 0616-0068 |
| 250 XCF-W USA 08-09       | 0616-0068 |
| 250 XCF-W SD 11           | 0616-0068 |
| 250 XCFW 12               | 0616-0068 |
| 300 XC 09-12              | 0616-0068 |

| ENGINE START SWITCHES (CON'T) |           |
|-------------------------------|-----------|
| MAKE/MODEL/YEAR               | PART #    |
| <b>KTM (CON'T)</b>            |           |
| 300 XC-W 09-12                | 0616-0068 |
| 300 XC-W USA 08-09            | 0616-0068 |
| 350 SX-F 11-12                | 0616-0068 |
| 350 XCF 12                    | 0616-0068 |
| 400 EXC RACING 04-05          | 0616-0068 |
| 400 EXC-G RACING 06           | 0616-0068 |
| 400 XC-W 07, 09-10            | 0616-0068 |
| 450 EXC 11                    | 0616-0068 |
| 450 EXC RACING 04-05          | 0616-0068 |
| 450 EXC RACING 6-DAYS 04-05   | 0616-0068 |
| 450 EXC USA 07, 09            | 0616-0068 |
| 450 EXC-G RACING 06           | 0616-0068 |
| 450 EXC-R USA 08              | 0616-0068 |
| 450 MXC RACING 04-05          | 0616-0068 |
| 450 SX RACING 04-05           | 0616-0068 |
| 450 SX STEVE RAMON 05         | 0616-0068 |
| 450 SX-F 11                   | 0616-0068 |
| 450 SX-F USA 12               | 0616-0068 |
| 450 SXS 05                    | 0616-0068 |
| 450 SXS RACING 04             | 0616-0068 |
| 450 XC 07                     | 0616-0068 |
| 450 XC-G RACING 06            | 0616-0068 |
| 450 XC-W CE 10                | 0616-0068 |
| 450 XC-W 07                   | 0616-0068 |
| 450 XCW 12                    | 0616-0068 |
| 450 XC-W SD 10-11             | 0616-0068 |
| 450 XC-W USA 09               | 0616-0068 |
| 450 XCR-W USA 08              | 0616-0068 |
| 500 XCW 12                    | 0616-0068 |

| ENGINE START SWITCHES (CON'T) |           |
|-------------------------------|-----------|
| MAKE/MODEL/YEAR               | PART #    |
| <b>KTM (CON'T)</b>            |           |
| 525 EXC RACING 04-05          | 0616-0068 |
| 525 EXC RACING 6-DAYS 04-05   | 0616-0068 |
| 525 EXC RACING USA 07         | 0616-0068 |
| 525 EXC-G RACING 06           | 0616-0068 |
| 525 MXC RACING 04-05          | 0616-0068 |
| 525 SC-G RACING 06            | 0616-0068 |
| 525 SX RACING 04-05           | 0616-0068 |
| 525 SX SUPERMOTO 04           | 0616-0068 |
| 525 XC 07                     | 0616-0068 |
| 525 XC-W 07                   | 0616-0068 |
| 530 EXC 11                    | 0616-0068 |
| 530 EXC USA 09                | 0616-0068 |
| 530 EXC-R USA 08              | 0616-0068 |
| 530 XC-W SD 11                | 0616-0068 |
| 530 XC-W USA 09               | 0616-0068 |
| 530 XCR-W USA 08              | 0616-0068 |
| 540 SXS 05                    | 0616-0068 |
| 540 SXS RACING 04             | 0616-0068 |
| <b>SUZUKI</b>                 |           |
| DRZ250 01-07                  | 0616-0069 |
| DRZ400 00-04                  | 0616-0069 |
| DRZ400E 00-07                 | 0616-0069 |
| <b>YAMAHA</b>                 |           |
| TTR230 05-16                  | 0616-0070 |
| WR250F 03-06                  | 0616-0070 |
| WR450F 03-06                  | 0616-0070 |

APPAREL

HELMETS & GOGGLES

RIDER ARMOR

OUTERWEAR

YOUTH

LUGGAGE & PACKS

BIKE BODY

BIKE CONTROLS

BIKE SUSPENSION

BIKE BRAKING

BIKE DRIVE

BIKE BEARINGS

BIKE ENGINE

BIKE ELECTRICAL

BIKE EXHAUST

BIKE WHEELS

BICYCLE

GARAGE & PROMO

SIZING CHART





**HONDA MODE CHANGE & INDICATOR** \$75.<sup>95</sup>

- Fits CRF250R 15-17, OEM reference number 35300-MEN-B11
- Fits CRF450R 15-17, OEM reference number 35300-KRN-091

|                    |           |
|--------------------|-----------|
| MODE CHANGE SWITCH | 2106-0464 |
|--------------------|-----------|



**HONDA KILL & MODE SWITCH** \$88.<sup>95</sup>

- Fits CRF450R 17, OEM reference number 35130-MKE-A02

|                          |           |
|--------------------------|-----------|
| HONDA KILL & MODE SWITCH | 2106-0465 |
|--------------------------|-----------|



**KAWASAKI LAUNCH MODE SWITCH** \$77.<sup>95</sup>

- Fits KX250F 13-18, OEM reference 27010-0812
- Fits KX450F 12-18, OEM reference number 27010-0725

|                             |           |
|-----------------------------|-----------|
| KAWASAKI LAUNCH MODE SWITCH | 2106-0466 |
|-----------------------------|-----------|

**SPARK PLUG CARRIERS** \$5.<sup>95</sup>

- Impact-resistant plastic design fits snug around spare spark plug
- Perfect for fanny pack or fender bag
- Keeps plug clean and gapped
- Sold in pairs



|                     |           |
|---------------------|-----------|
| SPARK PLUG CARRIERS | 2103-0215 |
|---------------------|-----------|



RACHAEL ARCHER



**UNIVERSAL OFF-ROAD SWITCH**

**\$94.<sup>95</sup>**

- Nine pin connector
- Headlight on/off
- Headlight HI/LO
- Directional switch
- Horn or kill switch
- High beam LED indicator
- Switch specs: 21.5" wire & 28.5mm width

UNIVERSAL OFF-ROAD SWITCH

0616-0158



**KEYED ON/OFF LOCK SET SWITCH**

**\$33.<sup>95</sup>**

- Fits Honda models: XR50R 00-03, CRF50F 04-07, XR70R 00-03, CRF70F 04-07
- Red = open, Off = closed
- OEM reference number 3510-GCF-A20

KEYED ON/OFF LOCK SET SWITCH

2106-0154



**START/STOP SWITCH XR650L**

**\$52.<sup>95</sup>**

- Right hand start/stop switch for Honda XR650L 93-08
- Switch specs: wire 20" & width 21.5mm
- OEM reference number 35013-MY6-670

START/STOP SWITCH XR650L

0616-0159



**UNIVERSAL TOGGLE ON/OFF SWITCH**

**\$35.<sup>95</sup>**

- Universal for both bikes and ATVs
- Switch can be used for almost any accessory
- Switch specs: wire length 20" and width 22mm

UNIVERSAL TOGGLE ON/OFF SWITCH

0616-0155



**UNIVERSAL ON/OFF FLAT MOUNT TOGGLE SWITCH**

**\$30.<sup>95</sup>**

- For use with almost any accessory
- Similar to 0606-0155, but designed for convenient flat mount to dash or interior panels
- Complete with wiring accessories and double stick adhesive tape for mounting
- 20" wire length, switch width 22mm

UNIVERSAL ON/OFF FLAT MOUNT TOGGLE SWITCH

0616-0233



**UNIVERSAL HEADLIGHT/KILL SWITCH COMBO**

**\$68.<sup>95</sup>**

- Perfect for dual sport conversions, or replace faulty switch on any bike
- Wiring diagram included
- 18" wire length, switch width 20mm
- Functions include: hi-beam, low-beam, off, and kill switch

UNIVERSAL HEADLIGHT/KILL SWITCH COMBO

0616-0234

APPAREL

HELMETS & GOGGLES

RIDER ARMOR

OUTERWEAR

YOUTH

LUGGAGE & PACKS

BIKE BODY

BIKE CONTROLS

BIKE SUSPENSION

BIKE BRAKING

BIKE DRIVE

BIKE BEARINGS

BIKE ENGINE

BIKE ELECTRICAL

BIKE EXHAUST

BIKE WHEELS

BICYCLE

GARAGE & PROMO

SIZING CHART



**HOUR METER AND HOUR METER WITH TACHOMETER** **\$34.<sup>95</sup>**

- Hour meter keeps track of important maintenance times for oil changes, valve adjustments, spark plugs and more
- Usable with any gas engine
- Records and displays up to 9,999.9 hours
- Hours automatically roll over
- Peel and stick or attached with supplied hardware
- Connects to spark plug wire, so no batteries are needed
- Safely and completely encased in 100% epoxy
- Hour/tach meter adds the ability to check engine RPM; works with any gas engine up to two cylinders at speeds up to 8000 rpm
- Firing pattern: 1 spark = 1 RPM; resolution in 10 rpm increments
- Will fit Moose Racing® hour meter mounts 2212-0372 and 2212-0373 on next page
- Made in the USA

| DESCRIPTION                | PART #    |
|----------------------------|-----------|
| HOUR METER                 | 2212-0026 |
| HOUR METER WITH TACHOMETER | 2212-0405 |



**RE-SETTABLE HOUR METER** **\$39.<sup>95</sup>**

- For use with motorcycle, ATV, UTV, marine and snowmobile
- Track the service of your vehicles oil changes, valve adjustments, spark plugs, etc.
- Easy installation: peel and stick, no wiring necessary, or attach with enclosed hardware
- No battery required, connects to the spark plug wire
- Works on any gas engine
- Will fit Moose Racing® hour meter mounts 2212-0372 and 2212-0373 on next page
- Made in the USA

|                               |                  |
|-------------------------------|------------------|
| <b>RE-SETTABLE HOUR METER</b> | <b>2212-0406</b> |
|-------------------------------|------------------|



JORDAN ASHBURN



**WIRELESS HOUR METER** **\$39.<sup>95</sup>**

- Made with solid-state electronics, modern LCD; has superb environmental durability and enhanced functionality, making it the best choice of all possibilities without sacrificing performance, operation or budget.
- Advanced, accurate and reliable
- Quickest and easiest to install
- No connections required
- Automatically starts and stops from the running of your engine by sensing the resonance of the motor
- No wiring required: just peel and stick or attach with screws
- Modes include resettable trip and total hours accumulated
- Waterproof; shock-resistant
- Built-in battery has five-to-seven-year lifespan
- Logbook included
- Records and displays up to 9,999.9 hours
- Hourglass symbol automatically appears when engine is running and flashes on/off to indicate counting time.
- Push button display data when engine is not running
- Resolution 0.1 Hour
- Works on any motorcycle, ATV, UTV, snowmobile or personal watercraft automatically. 2- or 4-stroke.
- Made with ROHS compliant components
- CE Certified: IP-68 rating

|                            |                  |
|----------------------------|------------------|
| <b>WIRELESS HOUR METER</b> | <b>2212-0426</b> |
|----------------------------|------------------|





**GAS TANK BOLT HOUR METER MOUNT** **\$9.95**

- Mounts using OEM gas tank bolt
- Streamline flush mount look
- Will fit Moose Racing® hour meters 2212-0026, 2212-0405, and 2212-0406 on previous page
- Aluminum will not corrode
- Easy install
- Hour meter not included
- Made in the USA

**GAS TANK BOLT HOUR METER MOUNT** 2212-0373



**STEERING STEM HOUR METER MOUNT** **\$7.95**

- Mounts using steering stem post and nut
- Fits most 125cc, 250cc, 450cc and larger dirt bikes
- Will fit Moose Racing® hour meters 2212-0026, 2212-0405, and 2212-0406 on previous page
- Corrosion resistant
- Easy install
- Hour meter not included
- Made in the USA

**STEERING STEM HOUR METER MOUNT** 2212-0372



**HOUR METER MOUNT-ORANGE ANODIZED** **\$12.95**

- Fits any OEM 6mm hole or drill your own
- Made from aluminum so will not corrode
- Bracket utilizes your OEM frame hole behind the steering stem
- Can be used with any Moose Racing® hour meter on previous page
- Anodized Orange
- Hour meter not included
- Made in the USA

**HOUR METER MOUNT-ORANGE ANODIZED** 2212-0612



**HOUR METER MOUNT-CLEAR ANODIZED** **\$12.95**

- Fits any Husqvarna motorcycle
- Made from aluminum so will not corrode
- Bracket utilizes your OEM frame hole behind the steering stem
- Fits any OEM 6mm hole
- Can be used with any Moose Racing® hour meter on previous page
- Clear anodized
- Hour meter not included
- Made in the USA

**HOUR METER MOUNT-CLEAR ANODIZED** 2212-0613

APPAREL

HELMETS & GOGGLES

RIDER ARMOR

OUTERWEAR

YOUTH

LUGGAGE & PACKS

BIKE BODY

BIKE CONTROLS

BIKE SUSPENSION

BIKE BRAKING

BIKE DRIVE

BIKE BEARINGS

BIKE ENGINE

BIKE ELECTRICAL

BIKE EXHAUST

BIKE WHEELS

BICYCLE

GARAGE & PROMO

SIZING CHART

**2-STROKE CARBON FIBER PIPE GUARDS BY E-LINE**

**\$159.95**



2-STROKE

- Moose Racing® pipe guards offer the most protection, style, and durability on the market
- Custom molded to fit perfectly every time
- Carbon fiber, antiballistic composite material, fiberglass, and high temp resins yield an exceptional guard
- Protect exhaust pipes from power robbing dents and increases horsepower by elevating gas flow temperature
- The lightweight composite has 75% greater tensile strength than aluminum

**4-STROKE CARBON FIBER HEAT SHIELDS BY E-LINE**

**\$75.95 - \$119.95**



4-STROKE

- Custom molded to fit perfectly every time
- The level of exhaust pipe heat that can be reached by 4-stroke models can cause pipes to ding easily. Heat shields protect the header pipe from dings
- This heat can also cause damage to riding pants so eliminate the hassle by installing our heat shields

**HEAT SHIELDS BY ELINE**

| DESCRIPTION                       | COLOR | PART #    |
|-----------------------------------|-------|-----------|
| PIPE GUARD UNIVERSAL 6"           | BLACK | 1861-1394 |
| PIPE GUARD UNIVERSAL 8"           | BLACK | 1861-1395 |
| PIPE GUARD FMF MEGA BOMB/ MB PLUS | BLACK | 1861-1396 |

**2-STROKE CARBON FIBER PIPE GUARDS**

| MAKE/MODEL/YEAR                   | STOCK     | FMF                    |                        |           | PRO CIRCUIT (ALL STYLES) |
|-----------------------------------|-----------|------------------------|------------------------|-----------|--------------------------|
|                                   |           | GNARLY                 | FATTY                  | FACTORY   |                          |
| <b>BETA</b>                       |           |                        |                        |           |                          |
| 200RR 19-20                       | 1861-0176 | -                      | -                      | -         | -                        |
| 200RR 21-24                       | 1861-1670 | -                      | -                      | -         | -                        |
| 250RR 18-19                       | 1861-1264 | -                      | -                      | -         | -                        |
| RR250/300 13-18                   | 1861-1264 | -                      | -                      | -         | -                        |
| 250-300RR / RACE EDITION 18-24    | 1861-1264 | -                      | -                      | -         | -                        |
| XTRAINER 300 15-24                | 1861-1265 | 1861-1474              | -                      | -         | -                        |
| <b>HONDA</b>                      |           |                        |                        |           |                          |
| CR125R 00-07 FMF                  | -         | 1861-0133              | 1861-0133              | -         | -                        |
| CR250R 02-04 FMF                  | -         | 1861-0134              | 1861-0134              | -         | -                        |
| CR250R 05-07 FMF                  | -         | 1861-0184              | 1861-0184              | -         | 1861-0590 <sup>3</sup>   |
| CR250R 05-07                      | -         | 1861-0184              | 1861-0184              | -         | -                        |
| <b>GAS GAS</b>                    |           |                        |                        |           |                          |
| MC125 21-23                       | 1861-1667 | -                      | 1861-1462              | 1861-1462 | -                        |
| EC250/300 21-23                   | 1861-1350 | 1861-1351              | 1861-1351              | 1861-1351 | -                        |
| EC250/300 24                      | 1861-1669 | -                      | -                      | -         | -                        |
| EX250/300 21-23                   | 1861-1350 | 1861-1351              | 1861-1351              | 1861-1351 | -                        |
| EX250/300 21-23                   | 1861-1669 | -                      | -                      | -         | -                        |
| <b>HUSQVARNA</b>                  |           |                        |                        |           |                          |
| TC85 15-17                        | 1861-0905 | -                      | -                      | -         | -                        |
| TC85 20-24                        | 1861-1473 | -                      | -                      | -         | -                        |
| TC125 14-15                       | 1861-0838 | -                      | -                      | -         | -                        |
| TC125 16-18                       | 1861-1073 | 1861-1179              | -                      | -         | -                        |
| TC125 19-22                       | 1861-1667 | -                      | 1861-1462              | 1861-1462 | -                        |
| TE125 14-16                       | 1861-0838 | -                      | -                      | -         | -                        |
| TE150 I 20-23                     | 1861-1463 | -                      | -                      | -         | -                        |
| TE150 17-19                       | 1861-1073 | 1861-1179              | -                      | -         | -                        |
| TC250 14-18                       | 1861-1162 | 1861-1474              | 1861-1180              | 1861-1180 | -                        |
| TE250/300 14-16                   | 1861-0691 | -                      | -                      | -         | 1861-0126 <sup>3</sup>   |
| TE250/300 17-19                   | 1861-1162 | 1861-1474              | 1861-1180              | 1861-1180 | -                        |
| TE250/300 20-23                   | 1861-1350 | -                      | 1861-1351              | 1861-1351 | -                        |
| TX/TC 250/300 19-22               | 1861-1350 | -                      | 1861-1351              | 1861-1351 | -                        |
| TE250I 21-23                      | 1861-1350 | -                      | 1861-1351              | 1861-1351 | -                        |
| TE300 15-16                       | 1861-0691 | -                      | -                      | -         | 1861-0904 <sup>4</sup>   |
| TE300I 21-23                      | 1861-1350 | -                      | 1861-1351              | 1861-1351 | -                        |
| <b>KAWASAKI</b>                   |           |                        |                        |           |                          |
| KX125 00-05                       | -         | -                      | 1861-0133              | 1861-0133 | -                        |
| <b>KTM</b>                        |           |                        |                        |           |                          |
| 85 07-17                          | 1861-0905 | -                      | -                      | -         | -                        |
| 85 SX/XC 18- 22                   | 1861-1473 | -                      | -                      | -         | -                        |
| 105 07-12                         | 1861-0905 | -                      | -                      | -         | -                        |
| 125 EXC/MXC 00-15                 | 1861-0838 | -                      | 1861-0133              | 1861-0133 | -                        |
| 125SX 16-18                       | 1861-1073 | 1861-1179              | 1861-1179              | 1861-1179 | -                        |
| 125SX 19-22                       | 1861-1667 | -                      | 1861-1462              | 1861-1462 | -                        |
| 125 XC 21-22                      | 1861-1667 | -                      | 1861-1462              | 1861-1462 | -                        |
| 144SX 07-08                       | -         | -                      | 1861-0133              | 1861-0133 | -                        |
| 150SX 09-11                       | -         | -                      | 1861-0133              | 1861-0133 | -                        |
| 150SX 12-15                       | 1861-0838 | -                      | -                      | -         | -                        |
| 150SX 16-18 CHECK OEM             | 1861-1073 | -                      | 1861-1179              | 1861-1179 | -                        |
| 150SX 19-22                       | 1861-1667 | -                      | 1861-1462              | 1861-1462 | -                        |
| 150XC 09-11                       | -         | -                      | 1861-0133              | 1861-0133 | -                        |
| 150XC 10-15                       | 1861-0838 | -                      | -                      | -         | -                        |
| 150 XC 22                         | 1861-1667 | -                      | 1861-1462              | 1861-1462 | -                        |
| 150XC-W 16-18                     | 1861-1073 | -                      | 1861-1179              | 1861-1179 | -                        |
| 150XC-W I 20-22                   | 1861-1463 | -                      | 1861-1462              | 1861-1462 | -                        |
| 200XC/XC-W 04-16                  | 1861-0176 | 1861-0536 <sup>2</sup> | 1861-0536 <sup>2</sup> | -         | -                        |
| 250/300 SX/EXC/MXC/ XC/XC-W 04-10 | -         | 1861-0134 <sup>5</sup> | 1861-0134 <sup>5</sup> | -         | 1861-0126 <sup>3</sup>   |
| 250/300SX/XC/XC-W 11-16           | 1861-0691 | 1861-0691 <sup>5</sup> | 1861-0691 <sup>5</sup> | -         | 1861-0126 <sup>3</sup>   |
| 250SX/XC-W 17-18                  | 1861-1162 | 1861-1474              | 1861-1180              | 1861-1180 | -                        |
| 250 SX / XC 250 / 250XC-W 19-22   | 1861-1350 | 1861-1351              | 1861-1351              | 1861-1351 | -                        |
| 250/300 SX -250/300 XC 23-24      | 1861-1669 | -                      | -                      | -         | -                        |
| 250EXC TPI SIX DAYS 18            | 1861-1162 | 1861-1474              | 1861-1180              | 1861-1180 | -                        |
| 250 XC-W TPI 19                   | 1861-1162 | -                      | -                      | -         | -                        |
| 300XC/XC-W 11-16                  | 1861-0691 | 1861-0691              | 1861-0691              | -         | 1861-0904 <sup>4</sup>   |
| 300 XC 19-22                      | 1861-1350 | 1861-1351              | 1861-1351              | 1861-1351 | -                        |
| 300XC-W 17-19                     | 1861-1162 | 1861-1474              | 1861-1180              | 1861-1180 | -                        |
| 300 XC-W 20-22                    | 1861-1350 | 1861-1351              | 1861-1351              | 1861-1351 | -                        |
| 300EXC TPI SIX DAYS 18-19         | 1861-1162 | 1861-1474              | 1861-1180              | 1861-1180 | -                        |
| 300XC-W SIX DAYS 20-22            | 1861-1350 | 1861-1474              | 1861-1351              | 1861-1351 | -                        |
| <b>SHERCO</b>                     |           |                        |                        |           |                          |
| 250 SE-R 2017-19                  | 1861-1335 | -                      | -                      | -         | -                        |
| 250 SE FACTORY 17-24              | 1861-1335 | -                      | -                      | -         | -                        |
| 250 SC 17-24                      | 1861-1335 | -                      | -                      | -         | -                        |
| 250 SE 17-19                      | 1861-1335 | -                      | -                      | -         | -                        |
| 300 SE-R 17-24                    | 1861-1335 | -                      | -                      | -         | -                        |
| 300 SC 17-24                      | 1861-1335 | -                      | -                      | -         | -                        |

**2-STROKE CARBON FIBER PIPE GUARDS (CON'T)**

| MAKE/MODEL/YEAR       | STOCK     | FMF       |           |           | PRO CIRCUIT<br>(ALL STYLES) |
|-----------------------|-----------|-----------|-----------|-----------|-----------------------------|
|                       |           | GNARLY    | FATTY     | FACTORY   |                             |
| <b>SHERCO (CON'T)</b> |           |           |           |           |                             |
| 300 SE 17-24          | 1861-1335 | -         | -         | -         | -                           |
| 300 SEF FACTORY 21-23 | 1861-1582 | -         | -         | -         | -                           |
| 250SC/300SC 23-24     | 1861-1335 | -         | -         | -         | -                           |
| <b>SUZUKI</b>         |           |           |           |           |                             |
| RM125 00-07           | -         | 1861-0133 | 1861-0133 | 1861-0133 | -                           |
| RM250 04-08           | -         | 1861-0134 | 1861-0134 | 1861-0134 | -                           |
| <b>YAMAHA</b>         |           |           |           |           |                             |
| YZ125 99-17           | -         | 1861-0133 | 1861-0133 | -         | -                           |
| YZ125 2005-24         | -         | -         | 1861-1464 | 1861-1464 | -                           |
| YZ125X 2019-24        | -         | -         | 1861-1464 | 1861-1464 | 1861-1464                   |
| YZ250 99-01           | -         | 1861-0134 | 1861-0134 | -         | -                           |
| YZ250 02-24           | 1861-0346 | 1861-0134 | 1861-0134 | -         | 1861-0128                   |
| YZ250X 16-24          | 1861-0346 | 1861-0134 | 1861-0134 | -         | 1861-0128                   |

1 - 1861-0131 FITS FMF GNARLY PIPE 025083  
 2 - 1861-0536 FITS FMF GNARLY PIPE 025087, 025143, 6 025085  
 3 - ONLY PRO CIRCUIT PLATINUM 1  
 4 - ONLY PRO CIRCUIT PLATINUM 2  
 5 - FMF PIPES FOR THIS APPLICATION WERE SLIGHTLY CHANGED IN NOVEMBER 2013. A DATE CODE IS STAMPED ON THE LOWER PIPE MOUNT ALONG WITH THE FMF PART NUMBER. A PIPE MANUFACTURED IN NOVEMBER 2013 WILL HAVE A DATE CODE OF 13/11. IF YOU HAVE AN FMF PIPE FOR THIS BIKE THAT WAS MANUFACTURED PRIOR TO NOVEMBER 2013 THEN YOU WILL NEED PART NUMBER 1861-0134. IF YOUR FMF PIPE FOR THIS APPLICATION WAS MANUFACTURED AFTER NOVEMBER 2013 THEN YOU WILL NEED PART NUMBER 1861-069  
 MP612521 WITH STOCK PART NUMBER 50505007100 OEM PIPE 1.

**4-STROKE CARBON FIBER HEAT SHIELDS**

| MAKE/MODEL/YEAR                              | STOCK     | FMF / FMF<br>POWER BOMB | FMF MEGA<br>BOMB       | PRO CIRCUIT            |
|--|-----------|-------------------------|------------------------|------------------------|
| <b>BETA</b>                                  |           |                         |                        |                        |
| RR-RS<br>350-390-430-480<br>10-23            | 1861-1266 | 1861-1396               | 1861-1396              | -                      |
| <b>GAS GAS</b>                               |           |                         |                        |                        |
| MC250F 21-23                                 | 1861-1583 | 1861-1396               | 1861-1396              | -                      |
| EX250F 21-23                                 | 1861-1583 | 1861-1396               | 1861-1396              | -                      |
| EX350F 21-23                                 | 1861-1584 | 1861-1396               | 1861-1396              | -                      |
| EX450F 21-23                                 | 1861-1349 | -                       | -                      | -                      |
| <b>HONDA</b>                                 |           |                         |                        |                        |
| CRF250R 04-09                                | -         | 1861-0117               | -                      | 1861-0124              |
| CRF250R 06-09                                | -         | 1861-0117               | 1861-0497              | -                      |
| CRF250X 04-21                                | -         | 1861-0117               | -                      | 1861-0124              |
| CRF250R/RX 18-20                             | 1861-1397 | -                       | -                      | -                      |
| CRF450R 04-08                                | -         | 1861-0119               | 1861-0344              | -                      |
| CRF450X 05-17                                | 1861-0378 | 1861-0119               | 1861-0344              | 1861-0121 <sup>1</sup> |
| CRF450X 19-20                                | 1861-1398 | 1861-1396               | 1861-1396              | -                      |
| CRF450R / RX /<br>L 19-20                    | 1861-1398 | 1861-1396               | 1861-1396              | -                      |
| <b>HUSQVARNA</b>                             |           |                         |                        |                        |
| FC250/350 16-17                              | -         | -                       | 1861-1178 <sup>4</sup> | -                      |
| 250 FC/FX HEAT<br>SHIELD STOCK<br>PIPE 19-22 | 1861-1347 | 1861-1396               | 1861-1396              | -                      |
| FX250 16-18                                  | 1861-1258 | 1861-1396               | 1861-1396              | -                      |
| FC350/FX 16-18                               | 1861-1240 | 1861-1396               | 1861-1396              | -                      |
| 350FC HEAT SHIELD<br>STOCK PIPE 19-22        | 1861-1348 | 1861-1396               | 1861-1396              | -                      |
| FE350 14-16                                  | 1861-0692 | -                       | 1861-0693              | -                      |
| FE350 17-18                                  | 1861-1259 | 1861-1396               | 1861-1396              | -                      |
| FE350 20-23                                  | 1871-1471 | -                       | -                      | -                      |
| FX350 17                                     | -         | -                       | 1861-1178 <sup>4</sup> | -                      |
| FX350 19-22                                  | 1861-1348 | 1861-1396               | 1861-1396              | -                      |
| FC450 15                                     | 1861-0841 | 1861-1396               | 1861-1396              | -                      |
| FC/FX450 16-18                               | 1861-1241 | 1861-1396               | 1861-1396              | -                      |
| 450 FC/FX HEAT<br>SHIELD STOCK<br>PIPE 19-22 | 1861-1349 | 1861-1396               | 1861-1396              | -                      |
| 450 FC/FX HEAT<br>SHIELD STOCK<br>PIPE 23-24 | 1861-1349 | -                       | -                      | -                      |
| FE450 16                                     | 1861-0841 | 1861-1396               | 1861-1396              | -                      |
| FE501 15                                     | 1861-0841 | 1861-1396               | 1861-1396              | -                      |
| FE501 17-19                                  | 1861-1260 | 1861-1396               | 1861-1396              | -                      |
| FE501S 16                                    | 1861-0841 | 1861-1396               | 1861-1396              | -                      |
| FE501 / FE501S<br>20-23                      | 1861-1472 | 1861-1396               | 1861-1396              | -                      |
| 701 ENDURO 16-23                             | 1861-1460 | -                       | -                      | -                      |
| <b>KAWASAKI</b>                              |           |                         |                        |                        |
| KX250F 04-08                                 | -         | 1861-0120               | 1861-1396              | 1861-0124              |
| KX250F/450F 06-08                            | -         | 1861-1396               | 1861-1396              | 1861-0124              |
| <b>KTM</b>                                   |           |                         |                        |                        |
| 250SX/ XC-F 16-18                            | 1861-1258 | 1861-1396               | 1861-1396              | -                      |

**4-STROKE CARBON FIBER HEAT SHIELDS (CON'T)**

| MAKE/MODEL/YEAR                                      | STOCK     | FMF / FMF<br>POWER BOMB | FMF MEGA<br>BOMB       | PRO CIRCUIT |
|--|-----------|-------------------------|------------------------|-------------|
| <b>KTM (CON'T)</b>                                   |           |                         |                        |             |
| 250SX/ XC-F W 11-12                                  | 1861-0839 | -                       | -                      | -           |
| 250SX 16-18  | -         | -                       | 1861-1178 <sup>4</sup> | -           |
| 250 SXF HEAT<br>SHIELD STOCK<br>PIPE 19-22           | 1861-1347 | 1861-1396               | 1861-1396              | -           |
| 250XCF 08-09   | -         | -                       | 1861-0345              | -           |
| 250XCF HEAT<br>SHIELD STOCK<br>PIPE 19-22            | 1861-1347 | 1861-1396               | 1861-1396              | -           |
| 250XCF-W 08-10                                       | -         | -                       | 1861-0345              | -           |
| 350EXC-F/XCF-W 16                                    | 1861-0692 | 1861-1396               | 1861-1396              | -           |
| 350EXC-F 17-18                                       | 1861-1240 | 1861-1396               | 1861-1396              | -           |
| 350 EXC-F 20-23                                      | 1861-1471 | -                       | -                      | -           |
| 350SX 11-12  | 1861-0692 | -                       | 1861-0693              | -           |
| 350SX 16-18  | 1861-1259 | -                       | -                      | -           |
| 350 SXF/XC -F HEAT<br>SHIELD STOCK<br>PIPE 19-22     | 1861-1348 | 1861-1396               | 1861-1396              | -           |
| 350XCF 11-12   | 1861-0692 | -                       | -                      | -           |
| 350XCF 16-18   | 1861-1259 | 1861-1396               | -                      | -           |
| 350XCF 19-21   | 1861-1348 | 1861-1396               | 1861-1396              | -           |
| 350XCF-W 11-15                                       | 1861-0692 | -                       | 1861-0693              | -           |
| 350 XCF-W 20-21                                      | 1861-1471 | -                       | -                      | -           |
| 400/450/525 EXC/<br>MXC/XC/XC-W 07                   | 1861-0121 | -                       | -                      | -           |
| 450/500 XCF/<br>XCFW 12-15 450SX<br>13-15 ALL MODELS | 1861-0841 | -                       | -                      | -           |
| 450 XCF HEAT<br>SHIELD STOCK<br>PIPE 19-24           | 1861-1349 | 1861-1396               | 1861-1396              | -           |
| 450 SXF STOCK<br>PIPE 23-24                          | 1861-1349 | 1861-1396               | 1861-1396              | -           |
| 450 SXF FACTORY<br>EDITION 22                        | 1861-1349 | 1861-1396               | 1861-1396              | -           |
| 450 SXF HEAT<br>SHIELD STOCK<br>PIPE 19-24           | 1861-1349 | 1861-1396               | 1861-1396              | -           |
| 450 XCF HEAT<br>SHIELD STOCK<br>PIPE 19-24           | 1861-1349 | 1861-1396               | 1861-1396              | -           |
| 450/500EXC/<br>XC-W 16                               | 1861-0841 | -                       | -                      | -           |
| 450SX FACTORY<br>EDITION 15                          | 1861-1241 | -                       | -                      | -           |
| 450SX/ XC-F 16-18                                    | 1861-1241 | 1861-1396               | 1861-1396              | -           |
| 450-XC-F HEAT<br>SHIELD STOCK<br>PIPE 19-24          | 1861-1349 | 1861-1396               | 1861-1396              | -           |
| 500EXC 16-18   | 1861-1260 | -                       | -                      | -           |
| 500 XCF-W / 20-23                                    | 1861-1472 | -                       | -                      | -           |
| 690 / 690R 14-18                                     | 1861-1399 | -                       | -                      | -           |
| 690 / 690R 19-23                                     | 1861-1461 | -                       | -                      | -           |
| CONTINUED ON NEXT PAGE                               |           |                         |                        |             |

APPAREL

HELMETS &  
GOGGLES

RIDER  
ARMOR

OUTERWEAR

YOUTH

LUGGAGE &  
PACKS

BIKE  
BODY

BIKE  
CONTROLS

BIKE  
SUSPENSION

BIKE  
BRAKING

BIKE  
DRIVE

BIKE  
BEARINGS

BIKE  
ENGINE

BIKE  
ELECTRICAL

BIKE  
EXHAUST

BIKE  
WHEELS

BICYCLE

GARAGE  
& PROMO

SIZING  
CHART



| 4-STROKE CARBON FIBER HEAT SHIELDS (CON'T) |           |                      |               |             |
|--|-----------|----------------------|---------------|-------------|
| MAKE/MODEL/YEAR                            | STOCK     | FMF / FMF POWER BOMB | FMF MEGA BOMB | PRO CIRCUIT |
| <b>SHERCO (CON'T)</b>                      |           |                      |               |             |
| 790/ 790R 20-21                            | 1861-1476 | -                    | -             | -           |
| 890 /890R 21-22                            | 1861-1476 | -                    | -             | -           |
| <b>SHERCO</b>                              |           |                      |               |             |
| 250 SEF 17-20 AKROPOVIK                    | 1861-1336 | -                    | -             | -           |
| 250 SER 21-23 AKROPOVIK                    | 1861-1582 | -                    | -             | -           |
| 300 SEF 17-20 AKROPOVIK                    | 1861-1336 | -                    | -             | -           |
| 300 SEF 21-23 AKROPOVIK                    | 1861-1582 | -                    | -             | -           |
| <b>SUZUKI</b>                              |           |                      |               |             |
| RMZ250 04-06                               | -         | 1861-0120            | -             | 1861-0124   |

| 4-STROKE CARBON FIBER HEAT SHIELDS (CON'T) |       |                      |               |                        |
|--|-------|----------------------|---------------|------------------------|
| MAKE/MODEL/YEAR                            | STOCK | FMF / FMF POWER BOMB | FMF MEGA BOMB | PRO CIRCUIT            |
| <b>YAMAHA</b>                              |       |                      |               |                        |
| YZ250F 01-06                               | -     | 1861-0120            | 1861-1396     | 1861-0124              |
| YZ250F 01-06                               | -     | -                    | 1861-0376     | -                      |
| WR250F 01-07                               | -     | 1861-0120            | 1861-1396     | 1861-0124              |
| WR250F 1-07                                | -     | -                    | 1861-0376     | -                      |
| YZ/WR450F 03-06                            | -     | -                    | 1861-1396     | 1861-0121 <sup>1</sup> |
| WR450F 07-15                               | -     | 1861-0503            | 1861-1396     | -                      |
| YZ450F 07-09                               | -     | 1861-0503            | -             | -                      |
| YZ450F 08-22                               | -     | 1861-1396            | 1861-1396     | -                      |
| WR450F 16-22                               | -     | 1861-1396            | 1861-1396     | -                      |

1 - 1861-0121 FITS DR. D PIPE ON WR450 04-05  
 2 - 1861-0121 FITS PRO CIRCUIT LO-BOY ONLY FOR CRF450X  
 3 - 1861-0538 WILL ALSO FIT YOSHIMURA FOR 09-11 CRF450R  
 4 - ONLY FOR MX STYLE MEGABOMB



**SPARK ARRESTER END CAPS \$119.95**

- Very quiet and lightweight
- A more cost-effective option
- End cap designed using the latest CAD Design software
- Offers maximum performance, no loss of power from the stock end cap
- Available for Husaberg, KTM and Husqvarna motorcycles
- Made in USA

| SPARK ARRESTER END CAPS                     |           |
|---|-----------|
| MAKE/MODEL/YEAR                             | PART #    |
| <b>BETA</b>                                 |           |
| 250/300 21-24 WITH SILENCER MARKED 04037008 | 1861-1622 |
| X-TRAINER 300 15-24                         | 1861-1623 |
| <b>GAS GAS</b>                              |           |
| MC 85 21-24                                 | 1861-1342 |
| MC 125 21-23                                | 1861-1342 |
| MC 125 24                                   | 1861-1422 |
| EC250 21-24                                 | 1861-1422 |
| EX250 22-24                                 | 1861-1422 |
| EC300 21-24                                 | 1861-1422 |
| EX 300 21-24                                | 1861-1422 |
| <b>HUSABERG</b>                             |           |
| TE125 13-14                                 | 1861-1342 |
| TE250 11-14                                 | 1861-1343 |
| TE300 11-14                                 | 1861-1343 |
| <b>HUSQVARNA</b>                            |           |
| TC85 18-24                                  | 1861-1342 |
| TC125 14-22                                 | 1861-1342 |
| TC125 23-24                                 | 1861-1422 |
| TE1 150 20 -24                              | 1861-1423 |
| TE125 14-18                                 | 1861-1342 |
| TE150 17-19                                 | 1861-1342 |
| TE250 14-19                                 | 1861-1343 |
| TC250 14-22                                 | 1861-1343 |
| TC250 23-24                                 | 1861-1422 |
| TE1250 18-19                                | 1861-1343 |
| TEI 250/300 20 -24                          | 1861-1422 |
| TEI 300 19                                  | 1861-1343 |
| TE300 14-19                                 | 1861-1343 |
| TXI 300 20-24                               | 1861-1422 |
| TX 300 17-19                                | 1861-1343 |

| SPARK ARRESTER END CAPS (CON'T)     |           |
|-------------------------------------|-----------|
| MAKE/MODEL/YEAR                     | PART #    |
| <b>KTM</b>                          |           |
| 85 SX 18-24                         | 1861-1342 |
| 125 EXC 11-19                       | 1861-1342 |
| 125 SX 11-22                        | 1861-1342 |
| 125 SX 23-24                        | 1861-1422 |
| 125 XC 21-22                        | 1861-1342 |
| 125 XC 23-24                        | 1861-1422 |
| 150 SX 11-22                        | 1861-1342 |
| 150 XC-W TPI 20-24                  | 1861-1423 |
| 150 EXC TPI 20-24                   | 1861-1423 |
| 150 XC-W 17-19                      | 1861-1342 |
| 150 XC 11-15                        | 1861-1342 |
| 250 XC-W 11-19                      | 1861-1343 |
| 250 SX 11-22                        | 1861-1343 |
| 250 SX 23-24                        | 1861-1422 |
| 250 XC-W TPI 18-19                  | 1861-1343 |
| 250XC-W TPI/TBI 20-24               | 1861-1422 |
| 250 EXC TPI 18-19                   | 1861-1343 |
| 250 EXC TPI/TBI 20-24               | 1861-1422 |
| 250 EXC 11-19                       | 1861-1343 |
| 250 XC 11-19                        | 1861-1343 |
| 250 XC I 20-24                      | 1861-1422 |
| 250 EXC TPI SIXDAYS 18-19           | 1861-1343 |
| 250/ 300 EXC TPI/TBI SIX DAYS 20-24 | 1861-1422 |
| 300 SX 23-24                        | 1861-1422 |
| 300 EXC TPI/TBI 19-24               | 1861-1422 |
| 300 XCW 11-19                       | 1861-1343 |
| 300 XCW TPI 19                      | 1861-1343 |
| 300 XCW TPI/TBI 20-24               | 1861-1422 |
| 300 XC 11-19                        | 1861-1343 |
| 300 XC I 20-24                      | 1861-1422 |
| 300 EXC 11-18                       | 1861-1343 |
| <b>SHERCO</b>                       |           |
| 250/300 SE FACTORY 20-24            | 1861-1625 |
| 125 125 SE FACTORY 21-24            | 1861-1671 |
| <b>YAMAHA</b>                       |           |
| 125/250 YZ/YZ-X 11-24               | 1861-1624 |
| <b>REPLACEMENT SCREEN 2 -PACK</b>   |           |
|                                     | 1861-1645 |

**KTM 4-STROKE SILENCER GUARD \$39.95 - \$44.95**


- This aluminum plate and two bolts can save you hundreds of dollars
- Anyone who owns a KTM 4-stroke knows the silencer burns your gear
- Stop the problem at the source with this durable guard
- Mounting hardware included
- Made in the USA



| MAKE/MODEL/YEAR                       | PART #    |
|---------------------------------------|-----------|
| <b>KTM</b>                            |           |
| 04-07 250-525 4-STROKE EXCEPT 07 SXF  | 1861-0360 |
| 07 SXF, 08-10 SXF/XCF, 08-11 EXC/XCFW | 1861-0379 |



4-STROKE



2-STROKE

**PIPE ARMOR**

**\$38<sup>95</sup> - \$64<sup>95</sup>**

- Sturdy armor for your vulnerable and expensive exhaust
- 3mm aluminum is the thickest pipe protector available for 2-strokes
- 1/16" thick stainless steel for 4-strokes
- Helps prevent power-robbing dents
- 24" long for 2-stroke exhausts and 10" long for 4-stroke exhausts
- Width of M610 is 4 7/8" in the front and tapers off to 3" in the rear
- Made in the USA

| DESCRIPTION              | FIT PIPE DIAMETERS | PART #    |
|--------------------------|--------------------|-----------|
| 2-STROKE PIPE ARMOR FIRM | -                  | M-610     |
| 2-STROKE PIPE ARMOR SOFT | -                  | 1861-1498 |
| JAPANESE 250 4-STROKE    | 1.25" TO 1.5"      | 1861-0611 |
| KTM 250-350 4-STROKE     | 1.25" TO 1.5"      | 1861-0882 |
| JAPANESE 450 4-STROKE    | 1.5" AND UP        | 1861-0612 |
| KTM 450 4-STROKE         | 1.5" AND UP        | 1861-0883 |

**DUAL SPORT CARBON FIBER HEAT SHIELD SOFT LUGGAGE MUFFLER GUARD**

**\$159<sup>95</sup>**

- Holds muffler away from side panel when using soft luggage and dual sport motorcycles
- 4-point mounting system to prevent movement
- Creates a secure platform for muffler guard
- Made of 5 layers of carbon fiber
- Holds side panel away from exhaust and muffler on dual sport bikes
- Heat tested up to 500 degrees
- Guard has built-in slots to disipate heat buildup from muffler
- All mounting hardware included in kit
- Fits KTM/Husqvarna 350/500 cc bikes (see chart for all applications)



| MAKE/MODEL/YEAR                           | PART #    |
|---|-----------|
| KTM 250/350 /450 SXF/XCF/XCF-W/EXCF 21-22 | 1861-1608 |
| HUSKY 250/350 /450 FC/FX/ 21-22           | 1861-1608 |
| KTM 500 XC-W                              | 1861-1608 |
| HUSKY 501 FE/ FE'S 21-23                  | 1861-1608 |
| GAS GAS MC/EC/EX 250F/350F / 450F 21-23   | 1861-1608 |



CALVIN VLAANDEREN

- APPAREL
- HELMETS & GOGGLES
- RIDER ARMOR
- OUTERWEAR
- YOUTH
- LUGGAGE & PACKS
- BIKE BODY
- BIKE CONTROLS
- BIKE SUSPENSION
- BIKE BRAKING
- BIKE DRIVE
- BIKE BEARINGS
- BIKE ENGINE
- BIKE ELECTRICAL
- BIKE EXHAUST**
- BIKE WHEELS
- BICYCLE
- GARAGE & PROMO
- SIZING CHART

**EXHAUST GASKET KITS**

**\$5<sup>95</sup> - \$23<sup>95</sup>**

- 2-stroke kits include o-rings, springs, washer and gasket (where applicable)
- KTM 4-stroke kits include header gasket and replacement springs
- 4-stroke kits contains header gasket
- Made in the USA



| EXHAUST GASKET KITS        |           |
|----------------------------|-----------|
| MAKE/MODEL/YEAR            | PART #    |
| <b>BETA</b>                |           |
| RR-5 4T 125<br>2017 - 2019 | 0934-7193 |
| <b>GAS GAS</b>             |           |
| MC50 21                    | 0934-6687 |
| MC65 21                    | 0934-5315 |
| MC95 16-21                 | 0934-5314 |
| MC125 21                   | 0934-5314 |
| EC250 4T 13-15             | 0934-5280 |
| EX250F 21                  | 0934-5318 |
| MC250F 21                  | 0934-5318 |
| EC300 4T 13-15             | 0934-5280 |
| EC300 21                   | 0934-5312 |
| EX300 21                   | 0934-5312 |
| EX350F 21                  | 0934-5318 |
| EC450 4T 13                | 0934-5280 |
| EC450 4T 14-15             | 0934-5282 |
| EX450F 21                  | 0934-5319 |
| MC450F 21                  | 0934-5319 |
| <b>HONDA</b>               |           |
| CRF50F04 22                | 0934-5277 |
| XR50R 00-03                | 0934-5277 |
| Z-50 68-78                 | 0934-5277 |
| Z-50R 79-99                | 0934-5277 |
| Z-50RD 86                  | 0934-5277 |
| CRF70F 04-12               | 0934-5277 |
| CT70 TRAIL 69-94           | 0934-5277 |
| SL70 71-73                 | 0934-5277 |
| XL70 76                    | 0934-5277 |
| XR70R 97-03                | 0934-5277 |
| XL75 77-79                 | 0934-5278 |
| XR75 77-78                 | 0934-5278 |
| CR80R 87-95                | 0934-5349 |
| CR80R 96-02                | 0934-5348 |
| CR80RB 96-02               | 0934-5348 |
| CRF80F 04-13               | 0934-5278 |
| XL80S 80-85                | 0934-5278 |
| XR80 79-84                 | 0934-5278 |
| XR80R 85-03                | 0934-5278 |
| CR85R/RB 03-04             | 0934-5348 |
| CR85R/RB 05-07             | 0934-5347 |
| CT90 TRAIL 66-79           | 0934-5278 |
| CRF100F 04-13              | 0934-5278 |
| XL100 76-78                | 0934-5279 |
| XL100S 79-85               | 0934-5278 |
| XR100 81-84                | 0934-5278 |
| XR100R 85-03               | 0934-5278 |
| CRF110F 13-20              | 0934-5277 |
| CT110 TRAIL 80-86          | 0934-5277 |
| CR125R 90-00               | 0934-5346 |
| CR125R 01-04               | 0934-5345 |
| CR125R 05-07               | 0934-5344 |
| TL125 73-76                | 0934-5279 |
| XL125 74-85                | 0934-5279 |
| CRF150F 03-17              | 0934-5279 |
| CRF150R/RB 07-22           | 0934-5278 |
| SL175 70-71                | 0934-5273 |
| XL175 73 - 78              | 0934-6686 |
| XL185S 79-83               | 0934-5279 |
| XR185 79                   | 0934-5279 |
| CTX200 02-11               | 0934-5279 |

| EXHAUST GASKET KITS (CON'T) |           |
|-----------------------------|-----------|
| MAKE/MODEL/YEAR             | PART #    |
| <b>HONDA (CON'T)</b>        |           |
| TLR200 REFLEX<br>86-87      | 0934-5279 |
| TR200 FATCAT 86-87          | 0934-5279 |
| XL200R 83-84                | 0934-5279 |
| XR200 80-84                 | 0934-5279 |
| XR200R 81-02                | 0934-5279 |
| CRF230F 03-21               | 0934-5279 |
| CRF230L 08-09               | 0934-5279 |
| CRF230M 09                  | 0934-5279 |
| CR250R 94-01                | 0934-5343 |
| CR250R 02-04                | 0934-5352 |
| CR250R 05-07                | 0934-5342 |
| CRF250F 19-22               | 0934-5286 |
| CRF250L 13-20               | 0934-5290 |
| CRF250L ABS 17-20           | 0934-5290 |
| CRF250R 04-17               | 0934-5286 |
| CRF250R 18 - 21             | 0934-6688 |
| CRF250R 22                  | 0934-7192 |
| CRF250RL<br>RALLY 17-20     | 0934-5290 |
| CRF250RX 19-22              | 0934-6688 |
| CRF250X 04-17               | 0934-5286 |
| NX250 88-90                 | 0934-5286 |
| TL250 75-76                 | 0934-5279 |
| XL250 72 - 76               | 0934-6686 |
| XL250R 82-83                | 0934-5273 |
| XL250R 84-87                | 0934-5272 |
| XL250S 78-81                | 0934-5350 |
| XR250 79-80                 | 0934-5350 |
| XR250L 91-96                | 0934-5272 |
| XR250R 81-04                | 0934-5272 |
| CRF300L 21                  | 0934-5290 |
| CRF300L ABS 21              | 0934-5290 |
| CRF300LR 21                 | 0934-5290 |
| CRF300LR ABS021             | 0934-5290 |
| SL350 70                    | 0934-6028 |
| SL350K 71                   | 0934-6028 |
| SL350K2 72                  | 0934-6028 |
| XL350R 84-85                | 0934-5273 |
| XR350R 83-85                | 0934-5273 |
| XR400R 96-04                | 0934-5273 |
| CRF450L 19 - 21             | 0934-5290 |
| CRF450R 02-22               | 0934-5290 |
| CRF450RL 22                 | 0934-5290 |
| CRF450RWE 19-20             | 0934-5290 |
| CRF450RX 17-20              | 0934-5290 |
| CRF450X 05-22               | 0934-5290 |
| CR500R 94-01                | 0934-5341 |
| XL500R 82                   | 0934-5273 |
| XL500S 79-81                | 0934-5273 |
| XR500 79-80                 | 0934-5273 |
| XR500R 81-84                | 0934-5273 |
| XL600R 83-87                | 0934-5273 |
| XR600R 85-00                | 0934-5273 |
| XR650L 93-21                | 0934-5273 |
| XR650R 00-07                | 0934-5273 |
| <b>HUSABERG</b>             |           |
| TE250 11-14                 | 0934-5312 |
| TE300 11-14                 | 0934-5312 |
| <b>HUSQVARNA</b>            |           |
| TC50 18-21                  | 0934-6687 |

| EXHAUST GASKET KITS (CON'T)      |           |
|----------------------------------|-----------|
| MAKE/MODEL/YEAR                  | PART #    |
| <b>HUSQVARNA (CON'T)</b>         |           |
| TC 65 18 - 21                    | 0934-5315 |
| TC 85 14 - 21                    | 0934-5314 |
| TC 85 BW 19 -20                  | 0934-5314 |
| TC 125 14 - 15                   | 0934-5312 |
| TC 125 16 - 21                   | 0934-5314 |
| TE 125 15-16                     | 0934-5312 |
| TE 150 17 -19                    | 0934-5314 |
| TE 150I 20 - 22                  | 0934-5314 |
| FC 250 14-22                     | 0934-5318 |
| FC 250 (EURO) 15                 | 0934-5318 |
| FE 250 14-19                     | 0934-5318 |
| TC250 14-21                      | 0934-5312 |
| TE250 14-18                      | 0934-5312 |
| TE250I 18-20                     | 0934-5312 |
| TE 300 14 - 18                   | 0934-5312 |
| TE 300I 19-22                    | 0934-5312 |
| TX 300 17 - 19                   | 0934-5312 |
| TX 300I 20 - 22                  | 0934-5312 |
| FC 350 14-22                     | 0934-5318 |
| FE 350 14-19                     | 0934-5318 |
| FE 350S 15-16                    | 0934-5318 |
| FX 350 17-20                     | 0934-5318 |
| FC 450 16-22                     | 0934-5319 |
| FC 450 (EURO) 15                 | 0934-5319 |
| FC 450 ROCKSTAR<br>EDITION 18-19 | 0934-5319 |
| FE 450 14-19                     | 0934-5319 |
| FS 450 18                        | 0934-5319 |
| FX 450 17-19, 22                 | 0934-5319 |
| FE 501 14-19                     | 0934-5319 |
| FE 501S 15-16                    | 0934-5319 |
| <b>KAWASAKI</b>                  |           |
| KDX50 03-06                      | 0934-5295 |
| KX60 85-03                       | 0934-5311 |
| KX65 00-21                       | 0934-5310 |
| KX80 88-00                       | 0934-5309 |
| KX80 BIG<br>WHEEL 92-94          | 0934-5309 |
| KX85 01-21                       | 0934-5308 |
| KX85 BIG<br>WHEEL 01-18          | 0934-5308 |
| KE100 76-01                      | 0934-5283 |
| KX100 95-00                      | 0934-5309 |
| KX100 01-21                      | 0934-5308 |
| KLX110 02-21                     | 0934-5276 |
| KLX110L 10-21                    | 0934-5276 |
| KLX125 03-06                     | 0934-5281 |
| KLX125L 03-06                    | 0934-5281 |
| KX125 88-89                      | 0934-5303 |
| KX125 90-93                      | 0934-5307 |
| KX125 94-00                      | 0934-5306 |
| KX125 01-02                      | 0934-5305 |
| KX125 03-05                      | 0934-5304 |
| KLX140 08-21                     | 0934-5278 |
| KLX140G 17-21                    | 0934-5278 |
| KLX140L 08-21                    | 0934-5278 |
| KDX200 86-88                     | 0934-5340 |
| KDX200 89-06                     | 0934-5303 |
| KDX220 97-05                     | 0934-5303 |
| KLX230 20 - 21                   | 0934-5285 |
| KLX230R 20 - 21                  | 0934-5285 |
| KDX250 91-94                     | 0934-5339 |
| KL250 SUPER<br>SHERPA 00-10      | 0934-5283 |
| KLR250 85-05                     | 0934-5293 |
| KLX250R 94-96                    | 0934-5283 |
| KLX250S 06-20                    | 0934-5283 |
| KLX250SF 09-10                   | 0934-5283 |
| KX250 87-94                      | 0934-5298 |
| CONTINUED ON NEXT PAGE           |           |
| KX250 95-00                      | 0934-5302 |
| KX250 01-02                      | 0934-5301 |
| KX250 03-04                      | 0934-5300 |
| KX250 05-07                      | 0934-5299 |
| KX250F 04-19                     | 0934-5285 |
| KX250 20-21                      | 0934-5285 |
| KX250X 21                        | 0934-5285 |

| EXHAUST GASKET KITS (CON'T)       |           |
|-----------------------------------|-----------|
| MAKE/MODEL/YEAR                   | PART #    |
| <b>KAWASAKI (CON'T)</b>           |           |
| KLX300(R) 97-07                   | 0934-5283 |
| KLX300 20-21                      | 0934-5285 |
| KLX400R 03-04                     | 0934-5291 |
| KLX400SR 03-04                    | 0934-5291 |
| KLX450R 08-09                     | 0934-5289 |
| KLX450R (AU) 18 - 19              | 0934-5289 |
| KX450F 06-18                      | 0934-5289 |
| KX450 19-21                       | 0934-6686 |
| KX450X 21                         | 0934-6686 |
| KX500 86-04                       | 0934-5298 |
| <b>KTM</b>                        |           |
| SX 50 2009 - 2014                 | 0934-7191 |
| SX50 15-22                        | 0934-6687 |
| SX 50 MINI 2008                   | 0934-7191 |
| SX 50 MINI<br>2009 - 2014         | 0934-7191 |
| SX 50 MINI<br>2015 - 2022         | 0934-6687 |
| SXS 50 2011 - 2013                | 0934-7191 |
| SXS 50 2014                       | 0934-7191 |
| SX 65 02-22                       | 0934-5315 |
| SXS 65 13-14                      | 0934-5315 |
| XC 65 08-09                       | 0934-5315 |
| SX 85 03-22                       | 0934-5314 |
| SX 85 BW 13-16                    | 0934-5314 |
| SX 85 BW 18-22                    | 0934-5314 |
| SXS 85 13-14                      | 0934-5314 |
| XC 85 08-09                       | 0934-5314 |
| SX 105 04-11                      | 0934-5314 |
| XC 105 08-09                      | 0934-5314 |
| SX 125 00-15                      | 0934-5312 |
| SX 125 16-22                      | 0934-5314 |
| SXS 125 04                        | 0934-5312 |
| XC 125 21 - 22                    | 0934-5314 |
| SX 144 07-08                      | 0934-5312 |
| SX 150 09-15                      | 0934-5312 |
| SX 150 16-22                      | 0934-5314 |
| XC 150 10-14                      | 0934-5312 |
| XC-W 150 17 - 19                  | 0934-5314 |
| XC-W 150 TPI 20                   | 0934-5314 |
| XC-W 150 TPI 21 -22               | 0934-5312 |
| EXC 200 00-05                     | 0934-5312 |
| MXC 200 00 - 03                   | 0934-5312 |
| SX 200 00-04                      | 0934-5312 |
| XC 200 06-09                      | 0934-5312 |
| XC-W 200 06-16                    | 0934-5312 |
| EGS 250 94-99                     | 0934-5313 |
| EXC 250 94-03                     | 0934-5313 |
| EXC 250 04-05                     | 0934-5312 |
| EXC-F 250 17-19                   | 0934-5318 |
| EXC-G 250<br>RACING 02-05         | 0934-5316 |
| FREERIDE 250 F 19                 | 0934-5318 |
| MXC 250 98-01                     | 0934-5313 |
| SX 250 94-02                      | 0934-5313 |
| SX 250 03-22                      | 0934-5312 |
| SX-F 250 05-12                    | 0934-5317 |
| SX-F 250 13-22                    | 0934-5318 |
| 250 SX-F FACTORY<br>EDITION 15-20 | 0934-5318 |
| SXS 250 01                        | 0934-5313 |
| SXS 250 03 -04                    | 0934-5312 |
| XC 250 06-19                      | 0934-5312 |
| XC 250 TPI 20 - 22                | 0934-5312 |
| XC-F 250 07-09                    | 0934-5317 |
| XC-F 250 11-12                    | 0934-5317 |
| XC-F 250 13-22                    | 0934-5318 |
| XC-FW 250 06-13                   | 0934-5317 |
| XC-FW 250 14-16                   | 0934-5318 |
| XC-W 250 06-18                    | 0934-5312 |
| XC-W 250 TPI 18-22                | 0934-5312 |
| EGS 300 94-99                     | 0934-5313 |
| EXC 300 94-03                     | 0934-5313 |
| EXC 300 04-05                     | 0934-5312 |
| MXC 300 94-03                     | 0934-5313 |
| MXC 300 04-05                     | 0934-5312 |
| XC 300 06-19                      | 0934-5312 |



| EXHAUST GASKET KITS (CON'T)      |           |
|----------------------------------|-----------|
| MAKE/MODEL/YEAR                  | PART #    |
| <b>KTM (CON'T)</b>               |           |
| XC 300 TPI 20 - 22               | 0934-5312 |
| XC-W 300 06-18                   | 0934-5312 |
| XC-W 300TPI 19-22                | 0934-5312 |
| XC-W 300 SIX DAYS 15-18          | 0934-5312 |
| XC-W 300 TPI ERZBERGRODEO 20     | 0934-5312 |
| XC-W 300 TPI SIX DAYS 20         | 0934-5312 |
| EXC-F 350 12-19                  | 0934-5318 |
| SX-F 350 11-22                   | 0934-5318 |
| XC-F 350 11-22                   | 0934-5318 |
| XC-FW 350 12-16                  | 0934-5318 |
| XC-FW 350 SIX DAYS 15-16         | 0934-5318 |
| EXC 400 00-02                    | 0934-5316 |
| EXC-G 400 04-06                  | 0934-5316 |
| MXC 400 01-02                    | 0934-5316 |
| SX 400 98-02                     | 0934-5316 |
| XC-W 400 07                      | 0934-5316 |
| XC-W 400 09-10                   | 0934-5319 |
| EXC 450 03-04                    | 0934-5316 |
| EXC 450 07                       | 0934-5316 |
| EXC 450 09-11                    | 0934-5319 |
| EXC-F 450 20                     | 0934-5319 |
| EXC-F 450 SIX DAYS 17-19         | 0934-5319 |
| EXC-G 450 03-06                  | 0934-5316 |
| EXC-R 450 08                     | 0934-5319 |
| MXC-G 450 03-05                  | 0934-5316 |
| SMR 450 05-07                    | 0934-5316 |
| SMR 450 21                       | 0934-5319 |
| SMS 450 04                       | 0934-5316 |
| SX 450 03-06                     | 0934-5316 |
| SX-F 450 07-12                   | 0934-5320 |
| SX-F 450 13-22                   | 0934-5319 |
| SX-F 450 FACTORY EDITION 15 - 21 | 0934-5319 |
| XC 450 04-07                     | 0934-5316 |
| XC-F 450 08-09                   | 0934-5320 |
| XC-F 450 13-22                   | 0934-5319 |
| XCR-W 450 08                     | 0934-5319 |
| XC-W 450 07                      | 0934-5316 |
| XC-W 450 08-16                   | 0934-5319 |
| XC-W 450 SIX DAYS 10             | 0934-5319 |
| EXC 500 12-16                    | 0934-5319 |
| EXC 500 SIX DAYS 16              | 0934-5319 |
| EXC-F 500 17-19                  | 0934-5319 |
| XC-W 500 12-16                   | 0934-5319 |
| SX-F 505 08                      | 0934-5320 |

| EXHAUST GASKET KITS (CON'T)              |           |
|--|-----------|
| MAKE/MODEL/YEAR                          | PART #    |
| <b>KTM (CON'T)</b>                       |           |
| XC-F 505 08-09                           | 0934-5320 |
| EXC 520 00-02                            | 0934-5316 |
| MXC 520 01-02                            | 0934-5316 |
| SX 520 00-02                             | 0934-5316 |
| EXC 525 03-07                            | 0934-5316 |
| MXC-G 525 03-05                          | 0934-5316 |
| SX 525 03-06                             | 0934-5316 |
| XC 525 06-07                             | 0934-5316 |
| XC-W 525 07                              | 0934-5316 |
| EXC 530 09-11                            | 0934-5319 |
| EXC-R 530 08                             | 0934-5319 |
| XCR-W 530 08                             | 0934-5319 |
| XC-W 530 09-11                           | 0934-5319 |
| <b>SUZUKI</b>                            |           |
| DR-Z50 19 - 21                           | 0934-5275 |
| JR50 78-06                               | 0934-5295 |
| RM60 03                                  | 0934-5311 |
| RM65 03-05                               | 0934-5310 |
| DR-Z 70 15-19                            | 0934-5275 |
| RM80 89-01                               | 0934-5337 |
| RM85 02-21                               | 0934-5336 |
| RM85L 03-16                              | 0934-5336 |
| DR100 83-90                              | 0934-5281 |
| RM100 03                                 | 0934-5308 |
| DRZ110 03-06                             | 0934-5276 |
| DR125 82-88                              | 0934-5281 |
| DR125SE 94-96                            | 0934-5281 |
| DR-Z125 03-21                            | 0934-5281 |
| DR-Z125L 03-21                           | 0934-5281 |
| RM125 87-90                              | 0934-5335 |
| RM125 92-08                              | 0934-5334 |
| DR200 86-88                              | 0934-5281 |
| DR200 S 18 - 20                          | 0934-5281 |
| DR200 SE 96-17                           | 0934-5281 |
| DR250S 90-95                             | 0934-5281 |
| DRZ250 CA MODEL CV CARB 01 - 07          | 0934-5281 |
| DRZ250 NON CA MODELS PUMPER CARB 01 - 07 | 0934-5281 |
| RM250 92-02                              | 0934-5351 |
| RM250 03-08                              | 0934-5333 |
| RMX250 93-99                             | 0934-5351 |
| RMZ250 04-06                             | 0934-5285 |
| RMZ250 07-09                             | 0934-5280 |
| RMZ250 10-21                             | 0934-5284 |
| DR350 90-99                              | 0934-5281 |
| DR350SE 90-99                            | 0934-5281 |
| DRZ400E 00 - 03                          | 0934-5291 |

| EXHAUST GASKET KITS (CON'T)               |           |
|---|-----------|
| MAKE/MODEL/YEAR                           | PART #    |
| <b>SUZUKI (CON'T)</b>                     |           |
| DRZ400E CA MODEL CV CARB 04 - 07          | 0934-5291 |
| DRZ400E NON CA MODELS PUMPER CARB 04 - 07 | 0934-5291 |
| DRZ400K 00-03                             | 0934-5291 |
| DRZ400S 00-21                             | 0934-5291 |
| DRZ400SM 05-21                            | 0934-5291 |
| RMX450 10-11                              | 0934-5292 |
| RMX450Z 17-19                             | 0934-5292 |
| RMZ450 05-21                              | 0934-5292 |
| DR650RS (EURO) 91                         | 0934-5273 |
| DR650SE 90-20                             | 0934-5288 |
| <b>YAMAHA</b>                             |           |
| TTR50 12-19                               | 0934-5274 |
| TTR50 20 - 22                             | 0934-5275 |
| YZ65 18 - 22                              | 0934-7189 |
| PW80 83-06                                | 0934-5297 |
| YZ80 87-92                                | 0934-5332 |
| YZ80 93-01                                | 0934-5331 |
| YZ85 02-18                                | 0934-5330 |
| YZ85 19 - 21                              | 0934-7190 |
| TTR90 00-08                               | 0934-5275 |
| TTR110 08-22                              | 0934-5275 |
| TTR125 DRUM BRAKE 00-03                   | 0934-5278 |
| TTR125E DRUM BRAKE 03-09                  | 0934-5278 |
| TTR125L DISC BRAKE 00-08                  | 0934-5278 |
| TTR125LE DISC BRAKE 03-22                 | 0934-5278 |
| YZ125 1989                                | 0934-5329 |
| YZ125 90-93                               | 0934-5329 |
| YZ125 94-98                               | 0934-5328 |
| YZ125 99-00                               | 0934-5327 |
| YZ125 01-04                               | 0934-5326 |
| YZ125 05-22                               | 0934-5325 |
| YZ125X 20-22                              | 0934-5325 |
| RT180 92-98                               | 0934-5287 |
| BW200 85-88                               | 0934-5287 |
| TW200 TRAILWAY 87-22                      | 0934-5287 |
| WR200 92                                  | 0934-5287 |
| XT200 82-83                               | 0934-5287 |
| TT225 86-87                               | 0934-5287 |
| TTR225 99-04                              | 0934-5287 |
| XT225 92-07                               | 0934-5287 |
| TTR230 05-22                              | 0934-5287 |
| TTR250 99-06                              | 0934-5294 |
| WR250 91-97                               | 0934-5324 |

| EXHAUST GASKET KITS (CON'T) |           |
|-----------------------------|-----------|
| MAKE/MODEL/YEAR             | PART #    |
| <b>YAMAHA (CON'T)</b>       |           |
| WR250F 01-21                | 0934-5280 |
| WR250R DUAL SPORT 08-19     | 0934-5294 |
| WR250X SUPERMOTO 08-11      | 0934-5294 |
| XT250 80-84                 | 0934-5287 |
| XT250 08-22                 | 0934-5291 |
| YZ250 83-86                 | 0934-5323 |
| YZ250 87-94                 | 0934-5324 |
| YZ250 95-98                 | 0934-5323 |
| YZ250 99-00                 | 0934-5322 |
| YZ250 01-22                 | 0934-5321 |
| YZ250X 16-22                | 0934-5321 |
| YZ250F 01-22                | 0934-5280 |
| YZ250FX 15-21               | 0934-5280 |
| BW350 87-88                 | 0934-5291 |
| TT350 86-87                 | 0934-5272 |
| TY350 85-86                 | 0934-5272 |
| XT350 85-00                 | 0934-5272 |
| WR400F 88-00                | 0934-5282 |
| YZ400F 98-99                | 0934-5282 |
| WR426F 01-02                | 0934-5282 |
| YZ426F 00-02                | 0934-5282 |
| WR450F 03-15                | 0934-5282 |
| WR450F 16-20                | 0934-5296 |
| YZ450F 03-09                | 0934-5282 |
| YZ450F 10-19                | 0934-5296 |
| YZ450F 20 - 22              | 0934-5294 |
| YZ450FX 16-22               | 0934-5296 |
| TT500 76-81                 | 0934-5291 |
| XT500 76-81                 | 0934-5291 |
| XT550 82-83                 | 0934-5271 |
| TT600 83-86                 | 0934-5271 |
| XT600 84-95                 | 0934-5271 |



### EXHAUST SPRINGS

\$15.95

- Stainless steel construction
- Swivel hook design eliminates binding, extending spring life
- Available for most late-model 2-stroke and 4-stroke models
- Sold in pairs
- Made in the USA

### MEASURING FOR EXHAUST SPRING LENGTH

1. Exhaust springs should be measured when they are off the vehicle. Wear eye protection when removing
2. The length measurement should be taken from inside hook to opposite end inside of hook
3. For correct fit, an exhaust spring should not be extended more than 20% of its free length

If you need to know the length of the exhaust spring but don't have one to measure:

1. Locate the two mounting points for each spring.
2. Measure the distance between the two mounting points
3. To determine the proper length exhaust spring, add a minimum of 10% to the distance measured. For maximum tension add 20% of the distance, but no more than 20%. This will be the range of length needed for a proper spring tension fit.
4. Some exhaust systems use more than one length of spring. Be sure to measure the distance between all connecting points used for each exhaust system.

| SPRING LENGTH |                    |
|---------------|--------------------|
| 38MM          | M7713              |
| 57MM          | M7714              |
| 60MM          | M7715              |
| 63MM          | M7709 <sup>1</sup> |
| 67MM          | M7710              |
| 70MM          | M7716              |
| 75MM          | M7711              |

| SPRING LENGTH |                    |
|---------------|--------------------|
| 80MM          | M7717              |
| 83MM          | M7712              |
| 90MM          | M7718              |
| 95MM          | M7719 <sup>1</sup> |
| 100MM         | M7720 <sup>1</sup> |
| 1 - UNIVERSAL |                    |

APPAREL

HELMETS & GOGGLES

RIDER ARMOR

OUTERWEAR

YOUTH

LUGGAGE & PACKS

BIKE BODY

BIKE CONTROLS

BIKE SUSPENSION

BIKE BRAKING

BIKE DRIVE

BIKE BEARINGS

BIKE ENGINE

BIKE ELECTRICAL

BIKE EXHAUST

BIKE WHEELS

BICYCLE

GARAGE & PROMO

-sizing chart

**COMPETITION REPACK CARTRIDGE**

\$21<sup>95</sup> - \$40<sup>95</sup>

- Offers consistent packing density
- Cuts installation time in half
- 25% lighter than stock packing
- Lasts 5-10 times longer than glass mat packing
- Outer casing made from carbon-coated fiber, which remains intact for removal of used part
- If noted in chart, these parts were designed flat due to the OEM attaching wool to the core or a fixture on the core that prevents the pre-rolled cartridge from being slid onto the core
- Made in the USA



| COMPETITION REPACK CARTRIDGE |           |
|------------------------------|-----------|
| MAKE/MODEL/YEAR              | PART #    |
| <b>HONDA 2-STROKE</b>        |           |
| CR80/85EXPERT 96-07          | 1860-1719 |
| CR125 93-07                  | 1860-1719 |
| CR250 92-07                  | 1860-1719 |
| <b>HONDA 4-STROKE</b>        |           |
| CRF450R 02-03                | 1860-1721 |
| CRF450R 04-08                | 1860-0573 |
| <b>KAWASAKI 2-STROKE</b>     |           |
| KX65 02-17                   | 1860-2223 |
| KX80/85/100 91-17            | 1860-1719 |
| KX125 02-05                  | 1860-1719 |
| KX125 96-01                  | 1860-1719 |
| KX250 96-02                  | 1860-1719 |

| COMPETITION REPACK CARTRIDGE (CON'T) |           |
|--------------------------------------|-----------|
| MAKE/MODEL/YEAR                      | PART #    |
| <b>KAWASAKI 2-STROKE (CON'T)</b>     |           |
| KX250 03-07                          | 1860-1719 |
| <b>KAWASAKI 4-STROKE</b>             |           |
| KX250F 04-08                         | 1860-0573 |
| KX450F 06-10                         | 1860-1721 |
| <b>KTM 2-STROKE</b>                  |           |
| 50/60/65 ADV, SX 02-20               | 1860-2223 |
| 85/105SX, XC 03-16                   | 1860-2223 |
| 125SX 00-05                          | 1860-2223 |
| 125SX 06-10                          | 1860-1719 |
| 150XC 10                             | 1860-1719 |
| 125/200/250/300/380EXC, MXC 98-05    | 1860-1719 |

| COMPETITION REPACK CARTRIDGE (CON'T)               |           |
|--|-----------|
| MAKE/MODEL/YEAR                                    | PART #    |
| <b>KTM 2-STROKE (CON'T)</b>                        |           |
| 200/250/300XC-W 06-10                              | 1860-1719 |
| 200/250/300XC-W 11-16                              | 1860-1719 |
| 250SX 04-06  | 1860-1719 |
| 250SX 07-10  | 1860-1719 |
| 200XC 06-07  | 1860-1719 |
| 200XC 08-09  | 1860-1719 |
| 250/300XC 06                                       | 1860-1719 |
| 250/300XC 07-09                                    | 1860-1719 |
| 250/300XC 10                                       | 1860-1719 |
| 250/300XC 11-16                                    | 1860-1719 |
| <b>KTM 4-STROKE</b>                                |           |
| 250EXC-6 03-04                                     | 1860-2222 |
| 250XC-F 06-07                                      | 1860-1721 |
| 250XCF-W 08-11                                     | 1860-2222 |
| 250SX-F 05-06                                      | 1860-1721 |
| 250SX-F 07,09,11-12                                | 1860-1721 |
| 250SX-F 08,10                                      | 1860-1721 |
| 250XC-F 08-09                                      | 1860-1721 |
| 400/450/520/525/530 EXC, EXC-G/R, MXC, MXC-G 01-08 | 1860-1721 |
| 400/450/520/525/530 XCR-W, XC-W, SMR 01-11         | 1860-1721 |
| 400/450/525 SX, SX-F, XC, XC-G 01-07, 11-12        | 1860-1721 |
| 450/505XC-F 08-09                                  | 1860-1721 |

| COMPETITION REPACK CARTRIDGE (CON'T) |           |
|--------------------------------------|-----------|
| MAKE/MODEL/YEAR                      | PART #    |
| <b>KTM 4-STROKE (CON'T)</b>          |           |
| 450SX-F 08-10                        | 1860-1721 |
| 400/450/530XC-W, EXC, SMR 09-12      | 1860-1721 |
| 505SX-F 08                           | 1860-1721 |
| <b>SUZUKI 2-STROKE</b>               |           |
| RM80/85 89-10, 12, 15                | 1860-1719 |
| RM125 96-07                          | 1860-1719 |
| RM250 96-08                          | 1860-1719 |
| <b>SUZUKI 4-STROKE</b>               |           |
| RM-Z 250 04-06                       | 1860-0573 |
| RM-Z 450 05-07                       | 1860-1721 |
| <b>YAMAHA 2-STROKE</b>               |           |
| YZ80/85 93-17                        | 1860-1719 |
| YZ 125 96-10                         | 1860-1719 |
| YZ250 96-10                          | 1860-1719 |
| YZ125/125X 11-21                     | 1860-2222 |
| YZ250/250X 11-21                     | 1860-2222 |
| <b>YAMAHA 4-STROKE</b>               |           |
| YZ250F 01-05                         | 1860-0573 |
| YZ250F 06-08                         | 1860-0573 |
| YZ400/426 98-02                      | 1860-0573 |
| YZ450F 03-05                         | 1860-1721 |
| YZ450F 06-07                         | 1860-1721 |
| <b>BETA 2-STROKE</b>                 |           |
| RR 125/200/250/300 13-21             | 1860-1719 |

**AFTERMARKET EXHAUST REPACK CARTRIDGES 2-STROKE**

| EXHAUST                         | LENGTH OF SILENCER SHELL |           |           |           |           |           |
|---------------------------------|--------------------------|-----------|-----------|-----------|-----------|-----------|
|                                 | 7.5"                     | 9"        | 10"       | 11.5"     | 13"       | 16"       |
| <b>BILL'S PIPES</b>             |                          |           |           |           |           |           |
| 250 RACE SILENCER               | -                        | 1860-2223 | 1860-2223 | 1860-2222 | -         | -         |
| <b>DOMA</b>                     |                          |           |           |           |           |           |
| RACE SILENCERS                  | 1860-2223                | 1860-2223 | 1860-2223 | 1860-2222 | -         | -         |
| <b>FMF</b>                      |                          |           |           |           |           |           |
| POWER CORE 2 / TITANIUM 2       | 1860-1719                | 1860-1719 | -         | 1860-1719 | 1860-1719 | 1860-1719 |
| TURBINE CORE 2* / Q TWO STROKE* | 1860-1719                | 1860-1719 | -         | 1860-1719 | 1860-1719 | -         |
| Q STEALTH***                    | -                        | -         | -         | -         | -         | 1860-2222 |
| <b>PRO CIRCUIT</b>              |                          |           |           |           |           |           |
| 296 SILENCER*                   | 1860-2223                | 1860-2223 | 1860-2223 | 1860-2222 | -         | -         |
|                                 | 1860-1719                | 1860-1719 | -         | 1860-1719 | 1860-1719 | -         |
|                                 | -                        | -         | 1860-1719 | -         | -         | -         |

**AFTERMARKET EXHAUST REPACK CARTRIDGES 4-STROKE**

| EXHAUST          | LENGTH OF SILENCER SHELL |    |           |       |     |     |
|------------------|--------------------------|----|-----------|-------|-----|-----|
|                  | 7.5"                     | 9" | 10"       | 11.5" | 13" | 16" |
| <b>YOSHIMURA</b> |                          |    |           |       |     |     |
| RS-4             | -                        | -  | 1860-1719 | -     | -   | -   |

**CUT TO LENGTH PILLOWS FOR MOST POPULAR AFTERMARKET MUFFLERS.**

| UNIVERSAL COMPETITION PILLOW | FOR MUFFLERS WITH SHELL LENGTHS UP TO 15" | FOR MUFFLERS WITH SHELL LENGTHS 15" TO 20" |
|------------------------------|---|--|
|                              | 1860-0573                                 | 1860-0574                                  |

NOTE: PART NUMBERS GIVEN ABOVE ARE FOR UNMODIFIED AFTERMARKET EXHAUSTS. IF THE MUFFLER HAS BEEN MODIFIED FROM THE ORIGINAL LENGTH AND FALLS BETWEEN LENGTHS AVAILABLE ON THE CHART ORDER THE NEXT LONGEST CARTRIDGE AVAILABLE FOR YOUR MUFFLER.

**\*SPARK ARRESTOR REPACKS**

WHEN CHOOSING A REPACK KIT FOR A SPARK ARRESTOR SILENCER, SUBTRACT 5.5" FROM THE LENGTH OF THE MUFFLER BODY FOR THE ACTUAL PACKABLE LENGTH AND ORDER BASED ON THAT LENGTH. EXAMPLE: A FMF TURBINE CORE 2 WITH A 14" LONG BODY WILL HAVE AN 8.5" PACKABLE LENGTH. ORDER THE NEXT LONGEST LENGTH. USE THIS RULE FOR PRO CIRCUIT ALSO.

**\*\*CUT TO LENGTH UNIVERSAL PILLOWS**

PART NUMBERS PROVIDED ABOVE ARE DESIGNED TO PACK ALL MUFFLERS WITH CORE DIAMETERS BETWEEN 1.75" - 2.25" AND SHELL CIRCUMFERENCES BETWEEN 12" AND 13.5". MEASURE THE DISTANCE AROUND THE OUTSIDE OF THE MUFFLER'S SHELL TO DETERMINE ITS CIRCUMFERENCE.

\*\*\*FMF Q STEALTH - MEASURE MUFFLER SHELL LENGTH ALONG THE BOTTOM OF THE SILENCER

**SPEC 19 COMPETITION  
MUFFLER PACKING-LOOSE**

**\$32.95 - \$44.95**

- The newest fiber technology delivers world class high temperature muffler packing durability
- Bulk packing is designed to be stuffed around a muffler's core to fill any shape
- Resists breakdown up to 1500°F
- Resists the damaging effects of corrosive exhaust gases
- High strength fibers withstand turbulence and pressure from noise reducing muffler inserts
- Available in 500, 750 & 1000 gram packs
- Made in the USA



| SIZE             | PART #    |
|------------------|-----------|
| 500G LOOSE PACK  | 1860-1716 |
| 750G LOOSE PACK  | 1860-1717 |
| 1000G LOOSE PACK | 1860-1718 |

**COMPETITION MUFFLER  
PACKING**

**\$17.95 - \$29.95**

- The same low-weight, high-quality packing material used in our repack cartridges
- Lighter, quieter, and longer lasting than fiberglass mat packing
- Resists breakdown up to 1100°F
- 250 gram bag works for most 2-stroke applications
- 500 gram bag repacks most 4-stroke mufflers
- Available in 250, 500 and 750 gram bulk packs
- Made in the USA



| SIZE      | PART #    |
|-----------|-----------|
| 250G PACK | M702      |
| 500G PACK | 1860-0060 |
| 750G PACK | 1860-0575 |

**UNIVERSAL STAINLESS REPACK KIT**

**\$31.95**

- Blown-out packing causes exhaust turbulence and increased backpressure, which reduces horsepower
- Re-pack your silencer with this pro-quality, three layer packing system and restore the power you've blown out
- Also great for getting in compliance with new sound laws
- Kit contains 1/4" thick 60" x 20" glass mat, 7" x 20" stainless wool, 8" x 20" stainless mesh, twelve 3/16" rivets, and full instructions
- Made in the USA



|                                |           |
|--------------------------------|-----------|
| UNIVERSAL STAINLESS REPACK KIT | 1860-0037 |
|--------------------------------|-----------|

**SPEC 19 COMPETITION  
PILLOW PACKING**

**\$24.95 - \$40.95**

- The latest muffler packing technology combining material durability AND installation convenience
- Lasts 3-5 times longer than traditional fiberglass packing extending service life up to 30+ hours
- Cut to length pillows are designed to be trimmed to length when needed without being messy
- Available with Competition Packing or our high temperature Spec 19 packing
- Competition Packing Pillows resist breakdown up to 1200°F
- Spec 19 Packing Pillows resist breakdown up to 1500°F



| DESCRIPTION           | PART #    |
|-----------------------|-----------|
| PACKING PILLOW 16" T2 | 1860-1719 |
| PACKING PILLOW 16" T4 | 1860-1720 |
| PACKING PILLOW 20" T4 | 1860-1721 |
| COMPETITION 550G 16"  | 1860-0573 |
| COMPETITION 725G 20"  | 1860-0574 |

**MUFFLER CORE SLEEVE**

**\$32.95 - \$41.95**

- Two-layer wrap consists of 304 stainless wire cloth and a very durable, high-temp stainless steel wool
- Keeps engine performance and sound levels more consistent compared to packing fiber directly around the core
- Available in 15" and 19" and can be easily trimmed with scissors for shorter mufflers
- Both lengths are designed to fit cores from 1 3/4" to 2 1/8"
- Stainless steel ties are included to secure the wrap in place around the core
- Increase intervals between re-packs by three to five times
- Works great with the Moose Racing® Packing Pillow
- Made in the USA



| SIZE | PART #    |
|------|-----------|
| 15"  | 1860-0473 |
| 19"  | 1860-0474 |

APPAREL

HELMETS &  
GOGGLES

RIDER  
ARMOR

OUTERWEAR

YOUTH

LUGGAGE &  
PACKS

BIKE  
BODY

BIKE  
CONTROLS

BIKE  
SUSPENSION

BIKE  
BRAKING

BIKE  
DRIVE

BIKE  
BEARINGS

BIKE  
ENGINE

BIKE  
ELECTRICAL

BIKE  
EXHAUST

BIKE  
WHEELS

BICYCLE

GARAGE  
& PROMO

SIZING  
CHART



**FIBERGLASS MUFFLER PACKING** **\$7.95**

- Repack blown-out silencers for more power and a quieter ride
- Long filament fiberglass made especially for muffler packing
- Measures 10.5" x 16" to re-pack virtually any 2-stroke silencer
- Resists breakdown up to 1200°F
- Made in the USA



|                                   |                  |
|-----------------------------------|------------------|
| <b>FIBERGLASS MUFFLER PACKING</b> | <b>1860-0852</b> |
|-----------------------------------|------------------|

**HEAT SHIELD** **\$11.95 - \$33.95**

- Aluminized heat barrier with adhesive backing
- Foil-coated fiberglass cloth adheres to body panels to protect plastic or fiberglass from engine or exhaust heat
- One 18" x 18" sheet provides 324 square inches of superior heat protection
- Also available in a long narrow strip, sized 1.5" x 36"
- Made in the USA



| SIZE             | PART #           |
|------------------|------------------|
| <b>18" X 18"</b> | <b>M30051</b>    |
| <b>2" X 36"</b>  | <b>1861-0153</b> |



**EXHAUST RIVET KIT** **\$9.95**

- Steel rivets with corrosion resistant coating
- Rivets designed to be pulled by a hand operated rivet gun, no air power needed
- Rivet diameter 3/16" with a grip range of .125" to .6"
- Kit includes 20 rivets and 1 properly sized 3/16" drill bit
- Made in the USA

|                          |                  |
|--------------------------|------------------|
| <b>EXHAUST RIVET KIT</b> | <b>1860-0176</b> |
|--------------------------|------------------|

**EXHAUST WRAP** **\$37.95 - \$62.95**

- Fiberglass cloth wrap available in black and tan
- Withstands up to 1,200°F continuous operation and 2,000°F intermittent
- Insulates exhaust header pipes to protect your machine from intense heat
- Generous size roll is enough to wrap one long header or critical areas on multiple exhausts
- Made in the USA



| SIZE                  | PART #           |
|-----------------------|------------------|
| <b>1" X 50' TAN</b>   | <b>1861-0339</b> |
| <b>2" X 50' TAN</b>   | <b>M30050</b>    |
| <b>1" X 50' BLACK</b> | <b>1861-0340</b> |
| <b>2" X 50' BLACK</b> | <b>1861-0341</b> |

**BASALT EXHAUST WRAP** **\$55.95 - \$71.95**

- Made of woven basalt lava rock material
- Basalt Exhaust Wrap can withstand up to 1,800°F continuous operation and 2,500°F intermittent
- Stronger than standard fiberglass
- Available in natural bronze
- Made in the USA



| SIZE            | PART #           |
|-----------------|------------------|
| <b>1" X 50'</b> | <b>1861-1119</b> |
| <b>2" X 50'</b> | <b>1861-1120</b> |

**SILICA EXHAUST TAPE** **\$17.95**

- Designed to seal exhaust joint on the muffler when repacking or if needed where the muffler attaches to the header pipe
- Effectively seals the exhaust system against vapor and engine residue leaks at couplings
- Max operation temperature is 1800°F
- Woven silica tape
- .030" thick, 1" W and 8" L
- Adhesive attached
- Two pieces included
- Made in the USA



|                            |                  |
|----------------------------|------------------|
| <b>SILICA EXHAUST TAPE</b> | <b>1861-0842</b> |
|----------------------------|------------------|



**EXHAUST TAPE**

**\$20<sup>95</sup>**

- High-temperature exhaust sealing tape with adhesive
- Seals exhaust joints on the muffler when repacking or, if needed, where the muffler attaches to the head pipe
- Max operating temperature is 525°F
- Package includes two strips of tape, each measure .020" thick, 1" W and 8" L
- Made in the USA

|              |      |
|--------------|------|
| EXHAUST TAPE | M703 |
|--------------|------|



**EXHAUST PLUGS**

**\$5<sup>95</sup> - \$6<sup>95</sup>**

- Keep your exhaust system clean from mud and water while your bike is being washed
- Comes with a lanyard for easy removal
- Available in two sizes for 2- and 4-strokes

| SIZE              | PART #    |
|-------------------|-----------|
| SMALL (2-STROKES) | 1861-0556 |
| LARGE (4-STROKES) | 1861-0557 |



**STAINLESS STEEL EXHAUST CLAMPS**

**\$20<sup>95</sup> - \$22<sup>95</sup>**

- Barrel and band design provide for superior clamping pressure
- Low profile hex head adjusting bolt
- Holds up to the repeated heating and cooling of the exhaust system
- Available in 10 sizes
- Sold individually
- Made in the USA

| SIZE        | PART #    | SIZE        | PART #    |
|-------------|-----------|-------------|-----------|
| 1.44"-1.58" | 1861-0679 | 2.06"-2.24" | 1861-0684 |
| 1.56"-1.70" | 1861-0680 | 2.19"-2.37" | 1861-0685 |
| 1.69"-1.87" | 1861-0681 | 2.31"-2.49" | 1861-0686 |
| 1.81"-1.99" | -         | 2.44"-2.62" | 1861-0687 |
| 1.94"-2.12" | 1861-0683 | 2.63"-2.81" | 1861-0688 |



**4-STROKE MUFFLER PACKING**

**\$17<sup>95</sup>**

- Heavy-Duty 1200 degree muffler packing
- 11" X 16" X 1" thick sheets
- Made in USA

| SIZE                                    | PART #    |
|---|-----------|
| 11" X 16" X 1" MUFFLER PACKING 4-STROKE | 1860-2211 |

**LADDER STYLE CABLE TIES**

**\$24<sup>95</sup> - \$30<sup>95</sup>**

- Self-locking design for fast and secure installation
- Made from 316 stainless steel and ideal for applications that involve corrosion, vibration and high temperatures
- Available in two colors; natural silver stainless steel and black polyester powder coated black
- Available in 8" and 14" lengths
- Sold in eight packs



| SIZE       | PART #    |
|------------|-----------|
| 8" SILVER  | 2120-0642 |
| 8" BLACK   | 2120-0643 |
| 14" SILVER | 2120-0644 |
| 14" BLACK  | 2120-0645 |



**STAINLESS STEEL CABLE TIES**

**\$15<sup>95</sup> - \$18<sup>95</sup>**

- Perfect for high-temperature applications
- Ball bearing and barb fastening assembly locks tightly and will not slip
- Use anywhere a normal cable tie isn't strong enough or can't take the heat
- Two lengths available, sold in packs of five
- Made in the USA

| SIZE | PART #    |
|------|-----------|
| 8"   | 2120-0144 |
| 14"  | 2120-0145 |

APPAREL

HELMETS & GOGGLES

RIDER ARMOR

OUTERWEAR

YOUTH

LUGGAGE & PACKS

BIKE BODY

BIKE CONTROLS

BIKE SUSPENSION

BIKE BRAKING

BIKE DRIVE

BIKE BEARINGS

BIKE ENGINE

BIKE ELECTRICAL

BIKE EXHAUST

BIKE WHEELS

BICYCLE


GARAGE & PROMO

SIZING CHART









ANGUS RIORDAN  
2023 GNCC PRO 2 CHAMPION

APPAREL

HELMETS &  
GOGGLES

RIDER  
ARMOR

OUTERWEAR

YOUTH

LUGGAGE &  
PACKS

BIKE  
BODY

BIKE  
CONTROLS

BIKE  
SUSPENSION

BIKE  
BRAKING

BIKE  
DRIVE

BIKE  
BEARINGS

BIKE  
ENGINE

BIKE  
ELECTRICAL

BIKE  
EXHAUST

BIKE  
WHEELS

BICYCLE

GARAGE  
& PROMO

SIZING  
CHART

**SX1 WHEELS COMPLETE WHEEL SETS**

**\$333<sup>95</sup> - \$410<sup>95</sup>**

- Moose hubs are made from forged 6061 T6 aluminum with a high-quality anodized finish that doesn't fade
- Our stainless steel spokes are made from T3002H stainless for maximum tensile strength
- Moose uses extruded 7000 series aluminum for best durability and strength
- Rims are treated with a 3-stage heat treatment process for added strength
- Wheels come complete with OEM style spacers
- All spokes are polished to maintain surface strength



| SX1 WHEELS COMPLETE WHEEL SETS |            | HUB COLOR |           |      |           |           |           |
|--------------------------------|------------|-----------|-----------|------|-----------|-----------|-----------|
| MAKE/MODEL/YEAR                | WHEEL SIZE | BLUE      | RED       | GOLD | GRAY      | GREEN     | ORANGE    |
| <b>BETA</b>                    |            |           |           |      |           |           |           |
| RR 125-480 13-23               | 21X160     | -         | 0204-0639 | -    | -         | -         | -         |
| RR 125-480 13-23               | 18X215     | -         | 0204-0640 | -    | -         | -         | -         |
| <b>GAS GAS</b>                 |            |           |           |      |           |           |           |
| MC85 21-24                     | 17X1.40    | -         | -         | -    | 0204-0647 | -         | -         |
| MC85 21-24                     | 19X1.40    | -         | -         | -    | 0204-0648 | -         | -         |
| ALL MODELS 125-500 20-23       | 21X160     | 0203-0706 | -         | -    | 0203-0711 | -         | 0203-0704 |
| ALL MODELS 125-500 20-23       | 18X215     | 0204-0632 | -         | -    | 0204-0668 | -         | 0204-0630 |
| ALL MODELS 125-500 20-23       | 19X215     | 0204-0633 | -         | -    | 0204-0669 | -         | 0204-0631 |
| <b>HONDA</b>                   |            |           |           |      |           |           |           |
| CR125/250R 02-07               | 21X160     | -         | 0203-0700 | -    | -         | -         | -         |
| CR250R 04-23                   | 21X160     | -         | 0203-0700 | -    | -         | -         | -         |
| CR250R 14-23                   | 18X215     | -         | 0204-0624 | -    | -         | -         | -         |
| CR250R 14-23                   | 19X215     | -         | 0204-0625 | -    | -         | -         | -         |
| CR450/R/RX/RL/LX/RWE 02-23     | 21X160     | -         | 0203-0700 | -    | -         | -         | -         |
| CR450/R/RX/RL/L/RWE 14-23      | 18X215     | -         | 0204-0624 | -    | -         | -         | -         |
| CR450/R/RX/RL/L/RWE 14-23      | 19X215     | -         | 0204-0625 | -    | -         | -         | -         |
| CR450X 19-23                   | 18X215     | -         | 0204-0624 | -    | -         | -         | -         |
| CR450X 19-23                   | 19X215     | -         | 0204-0625 | -    | -         | -         | -         |
| <b>HUSQVARNA</b>               |            |           |           |      |           |           |           |
| TC85 14-23                     | 17X1.40    | -         | -         | -    | 0204-0647 | -         | -         |
| TC85 14-23                     | 19X1.40    | -         | -         | -    | 0204-0648 | -         | -         |
| TC85 14-20                     | 14X1.60    | -         | -         | -    | 0204-0649 | -         | -         |
| TC85 14-20                     | 16X1.85    | -         | -         | -    | 0204-0650 | -         | -         |
| ALL MODELS 125-501 14-23       | 21X160     | 0203-0706 | -         | -    | 0203-0711 | -         | 0203-0704 |
| ALL MODELS 125-501 14-23       | 18X215     | 0204-0632 | -         | -    | 0204-0668 | -         | 0204-0630 |
| ALL MODELS 125-501 14-23       | 19X215     | 0204-0633 | -         | -    | 0204-0669 | -         | 0204-0631 |
| <b>KAWASAKI</b>                |            |           |           |      |           |           |           |
| KX125/250 04-08                | 21X160     | -         | -         | -    | -         | 0203-0701 | -         |
| KX125/250 03-08                | 18X215     | -         | -         | -    | -         | 0204-0638 | -         |
| KX125/250 03-08                | 19X215     | -         | -         | -    | -         | 0204-0626 | -         |
| KX250F 04-23                   | 21X160     | -         | -         | -    | -         | 0203-0701 | -         |
| KX250F 04-23                   | 18X215     | -         | -         | -    | -         | 0204-0638 | -         |
| KX250F 04-23                   | 19X215     | -         | -         | -    | -         | 0204-0626 | -         |
| KX450F 06-23                   | 21X160     | -         | -         | -    | -         | 0203-0701 | -         |
| KX450F 06-23                   | 18X215     | -         | -         | -    | -         | 0204-0638 | -         |
| KX450F 06-23                   | 19X215     | -         | -         | -    | -         | 0204-0626 | -         |
| <b>KTM</b>                     |            |           |           |      |           |           |           |
| KTM85 12-23                    | 17X1.40    | -         | -         | -    | 0204-0647 | -         | -         |
| KTM85 12-23                    | 19X1.40    | -         | -         | -    | 0204-0648 | -         | -         |
| KTM85 12-20                    | 14X1.60    | -         | -         | -    | 0204-0649 | -         | -         |
| KTM85 12-20                    | 16X1.85    | -         | -         | -    | 0204-0650 | -         | -         |



**SX1 WHEELS COMPLETE WHEEL SETS (CON'T)**

| MAKE/MODEL/YEAR                | WHEEL SIZE | HUB COLOR |     |           |           |       |           |
|--------------------------------|------------|-----------|-----|-----------|-----------|-------|-----------|
|                                |            | BLUE      | RED | GOLD      | GRAY      | GREEN | ORANGE    |
| <b>YAMAHA (CON'T)</b>          |            |           |     |           |           |       |           |
| 125-530 ALL 03-23              | 21X160     | 0203-0706 | -   | -         | 0203-0711 | -     | 0203-0704 |
| 125-530 ALL 03-23              | 18X215     | 0204-0632 | -   | -         | 0204-0668 | -     | 0204-0630 |
| 125-530 ALL 03-23              | 19X215     | 0204-0633 | -   | -         | 0204-0669 | -     | 0204-0631 |
| <b>SHERCO</b>                  |            |           |     |           |           |       |           |
| 125-500 ENDURO MODELS 14-23    | 21X160     | 0204-0641 | -   | 0204-0641 | -         | -     | -         |
| 125-500 ENDURO MODELS 14-23    | 18X215     | 0204-0642 | -   | 0204-0642 | -         | -     | -         |
| <b>SUZUKI</b>                  |            |           |     |           |           |       |           |
| RM80/85 96-23                  | 17X1.40    | 0203-0643 | -   | -         | -         | -     | -         |
| RM80/85 96-23                  | 19X1.40    | 0204-0644 | -   | -         | -         | -     | -         |
| RM80/85 96-23                  | 14X1.60    | 0204-0645 | -   | -         | -         | -     | -         |
| RM80/85 96-23                  | 16X1.85    | 0204-0646 | -   | -         | -         | -     | -         |
| RMZ250 04-23                   | 21X160     | -         | -   | 0203-0702 | -         | -     | -         |
| RMZ250 04-23                   | 19X215     | -         | -   | 0204-0627 | -         | -     | -         |
| RMZ450 05-23                   | 21X160     | -         | -   | 0203-0702 | -         | -     | -         |
| RMZ450 05-23                   | 19X215     | -         | -   | 0204-0627 | -         | -     | -         |
| <b>YAMAHA</b>                  |            |           |     |           |           |       |           |
| YZ80/85 93-23                  | 17X1.40    | 0203-0643 | -   | -         | -         | -     | -         |
| YZ80/85 93-23                  | 19X1.40    | 0204-0644 | -   | -         | -         | -     | -         |
| YZ80/85 93-23                  | 14X1.60    | 0204-0645 | -   | -         | -         | -     | -         |
| YZ80/85 93-23                  | 16X1.85    | 0204-0646 | -   | -         | -         | -     | -         |
| YZ125/250 02-23                | 21X160     | 0203-0703 | -   | -         | -         | -     | -         |
| YZ125/250 05-23                | 18X215     | 0204-0628 | -   | -         | -         | -     | -         |
| YZ125/250 05-23                | 19X215     | 0204-0629 | -   | -         | -         | -     | -         |
| YZ250F/400F/425F/450F/FX 02-23 | 21X160     | 0203-0703 | -   | -         | -         | -     | -         |
| YZ250F/400F/425F/450F/FX 02-23 | 18X215     | 0204-0628 | -   | -         | -         | -     | -         |
| YZ250F/400F/425F/450F/FX 02-23 | 19X215     | 0204-0629 | -   | -         | -         | -     | -         |
| WR250F/400F/425F/450F 02-23    | 21X160     | 0203-0703 | -   | -         | -         | -     | -         |
| WR250F/400F/425F/450F 02-23    | 18X215     | 0204-0628 | -   | -         | -         | -     | -         |
| WR250F/400F/425F/450F 02-23    | 19X215     | 0204-0629 | -   | -         | -         | -     | -         |

APPAREL

HELMETS & GOGGLES

RIDER ARMOR

OUTERWEAR

YOUTH

LUGGAGE & PACKS

BIKE BODY

BIKE CONTROLS

BIKE SUSPENSION

BIKE BRAKING

BIKE DRIVE

BIKE BEARINGS

BIKE ENGINE

BIKE ELECTRICAL

BIKE EXHAUST

BIKE WHEELS

BICYCLE

GARAGE & PROMO

SIZING CHART



**SX1 COMPLETE WHEEL SPACERS**

**\$12.95**

- Replacement spacers for all Moose Racing SX-1 wheels
- Gloss Black anodized finish
- Machined from lightweight yet durable aluminum

**SX1 COMPLETE WHEEL SPACERS**

| MAKE/MODEL/YEAR                 | WHEEL | AXLE (MM) | PART #    |
|---------------------------------|-------|-----------|-----------|
| <b>BETA</b>                     |       |           |           |
| RR 125-480 13-23                | FRONT | 25        | 0204-0651 |
| RR 125-480 13-23                | REAR  | 20        | 0204-0652 |
| <b>GAS GAS</b>                  |       |           |           |
| MC85 21-23                      | FRONT | 20        | 0204-0657 |
| MC85 21-23                      | REAR  | 20        | 0204-0658 |
| <b>ALL MODELS 125-500 20-23</b> |       |           |           |
| 125-500 EC/EX 20-23             | FRONT | 22        | 0222-0622 |
| 125-500 EC/EX 20-23             | REAR  | 20        | 0222-0670 |
| 250-500 EX-F 20-23              | REAR  | 25        | 0222-0623 |
| <b>HONDA</b>                    |       |           |           |
| CR125/250R 02-07                | FRONT | 20        | 0222-0614 |
| CRF250R/450R 02-23              | FRONT | 20        | 0222-0614 |
| CRF250R/450R 14-23              | REAR  | 25        | 0222-0615 |
| <b>HUSQVARNA</b>                |       |           |           |
| TC85 14-23                      | FRONT | 20        | 0204-0657 |
| TC85 14-23                      | REAR  | 20        | 0204-0658 |
| <b>ALL MODELS 125-501 14-23</b> |       |           |           |
| 125-501 FE 14-22                | REAR  | 20        | 0222-0670 |
| 125-450 FC 23                   | REAR  | 20        | 0222-0675 |
| <b>ALL MODELS 125-501 14-23</b> |       |           |           |
|                                 | REAR  | 25        | 0222-0623 |
| <b>KAWASAKI</b>                 |       |           |           |
| KX125/250 04-08                 | FRONT | 20        | 0222-0671 |
| KX125/250 03-08                 | REAR  | 25        | 0222-0617 |
| KX250F/450F 04-18               | FRONT | 20        | 0222-0671 |
| KX250F/450F 19-23               | FRONT | 22        | 0222-0616 |
| KX250F/450F 04-23               | REAR  | 25        | 0222-0617 |
| <b>KTM</b>                      |       |           |           |
| KTM85 12-23                     | FRONT | 20        | 0204-0657 |
| KTM85 12-23                     | REAR  | 20        | 0204-0658 |
| 125-530 ALL 03-23               | FRONT | 22        | 0222-0622 |
| 125-530 ALL 03-23               | FRONT | 26        | 0222-0672 |
| 125-530 ALL 03-22               | REAR  | 20        | 0222-0670 |
| 125-450 SX /XC/SX-F/XC-F 23     | REAR  | 22        | 0222-0675 |
| 125-530 EXC/EXC-F 03-23         | REAR  | 25        | 0222-0623 |
| <b>SHERCO</b>                   |       |           |           |
| 125-500 ENDURO MODELS 14-23     | FRONT | FRONT     | 0204-0653 |
| 125-500 ENDURO MODELS 14-23     | REAR  | REAR      | 0204-0654 |
| <b>SUZUKI</b>                   |       |           |           |
| RM80/85 96-23                   | FRONT | 12        | 0204-0655 |
| RM80/85 96-23                   | REAR  | 12        | 0204-0656 |

CONTINUED ON NEXT PAGE



| SX1 COMPLETE WHEEL SPACERS (CON'T) |       |           |           |
|------------------------------------|-------|-----------|-----------|
| MAKE/MODEL/YEAR                    | WHEEL | AXLE (MM) | PART #    |
| <b>SUZUKI (CON'T)</b>              |       |           |           |
| RMZ250/450 04-23                   | FRONT | 22        | 0222-0618 |
| RMZ250/450 04-23                   | REAR  | 25        | 0222-0619 |
| <b>YAMAHA</b>                      |       |           |           |
| YZ80/85 93-23                      | FRONT | 12        | 0204-0655 |
| YZ125/250 02-07                    | FRONT | 20        | 0222-0673 |
| YZ125/250 08-23                    | FRONT | 22        | 0222-0669 |
| YZ250F/450F 02-07                  | FRONT | 20        | 0222-0673 |
| WR250F/450F 02-13                  | FRONT | 20        | 0222-0673 |
| YZ250F/450F 08-13                  | FRONT | 22        | 0222-0669 |
| WR250F/450F 14-23                  | FRONT | 22        | 0222-0669 |
| YZ250F/450F/FX 14-23               | FRONT | 22        | 0222-0621 |
| YZ80/85 93-23                      | REAR  | 12        | 0204-0656 |
| YZ125/250/X 05-23                  | REAR  | 20        | 0222-0674 |
| YZ250F/450F 00-08                  | REAR  | 20        | 0222-0674 |
| WR250/450/F 00-23                  | REAR  | 20        | 0222-0674 |
| YZ250F/450F/FX 09-23               | REAR  | 25        | 0222-0619 |



**ALUMINUM RIMS**

**\$129<sup>95</sup> - \$149<sup>95</sup>**

- Extruded from true 7000 series aluminum
- Three stage heat treatment for the highest available strength
- Designed for use with OEM hubs, spokes, and nipples
- Anodized with long lasting silver, black, blue, or orange finishes
- Available in 18", 19" and 21" diameters to fit most popular models

| ALUMINUM RIMS - FRONT                     |         |           |           |
|---|---------|-----------|-----------|
| MAKE/MODEL/YEAR                           | SIZE    | SILVER    | BLACK     |
| <b>BETA</b>                               |         |           |           |
| ALL 125-500 MODELS 15-23                  | 1.60X21 | 0210-0214 | 0210-0213 |
| <b>GAS GAS</b>                            |         |           |           |
| ALL 125-450 MODELS 21-23                  | 1.60X21 | 0210-0214 | 0210-0213 |
| <b>HONDA</b>                              |         |           |           |
| CR125R/250R 02-07                         | 1.60X21 | 0210-0202 | 0210-0201 |
| CRF250/450/R/RL/X/RWE/RX/R-S 00-23        | 1.60X21 | 0210-0202 | 0210-0201 |
| <b>HUSQVARNA</b>                          |         |           |           |
| ALL 125-500 MODELS 10-23                  | 1.60X21 | 0210-0214 | 0210-0213 |
| <b>KAWASAKI</b>                           |         |           |           |
| KX125 99-07 / KX250F 04-23                | 1.60X21 | 0210-0214 | 0210-0213 |
| KX250 99-07 / KX450/F/X 04-23 / KX500 ALL | 1.60X21 | 0210-0214 | 0210-0213 |
| <b>KTM</b>                                |         |           |           |
| ALL 125-530 MODELS 98-23                  | 1.60X21 | 0210-0214 | 0210-0213 |
| <b>SUZUKI</b>                             |         |           |           |
| RM125/250 88-08                           | 1.60X21 | 0210-0214 | 0210-0213 |
| RMZ250 07-23 / RMZ450 05-23               | 1.60X21 | 0210-0214 | 0210-0213 |
| DRZ400 00-23                              | 1.60X21 | 0210-0214 | 0210-0213 |
| <b>YAMAHA</b>                             |         |           |           |
| YZ125/250/X 99-23                         | 1.60X21 | 0210-0214 | 0210-0213 |
| YZ250/400F/426F/450/F/FX 99-23            | 1.60X21 | 0210-0214 | 0210-0213 |
| WR250/400/450F 01-23                      | 1.60X21 | 0210-0214 | 0210-0213 |

| ALUMINUM RIMS - REAR                          |         |           |           |
|---|---------|-----------|-----------|
| MAKE/MODEL/YEAR                               | SIZE    | SILVER    | BLACK     |
| <b>BETA</b>                                   |         |           |           |
| ALL 125-500 MODELS 15-23                      | 1.85X19 | 0210-0223 | 0210-0222 |
|   | 2.15X19 | 0210-0225 | 0210-0224 |
|   | 2.15X18 | 0210-0221 | 0210-0220 |
|   | 2.50X18 | 0210-0315 | 0210-0316 |
| <b>GAS GAS</b>                                |         |           |           |
| ALL 125-450 MODELS 21-23                      | 1.85X19 | 0210-0223 | 0210-0222 |
|   | 2.15X19 | 0210-0225 | 0210-0224 |
|   | 2.15X18 | 0210-0221 | 0210-0220 |
|   | 2.50X18 | 0210-0315 | 0210-0316 |
| <b>HONDA</b>                                  |         |           |           |
| CR125 97-07 / CRF250F 04-23                   | 1.85X19 | 0210-0198 | 0210-0197 |
|   | 2.15X19 | 0210-0200 | 0210-0199 |
|   | 2.15X18 | 0210-0194 | 0210-0193 |
| CR250R 96-07 / CRF450 (ALL) 02-23             | 1.85X19 | 0210-0198 | 0210-0197 |
|   | 2.15X19 | 0210-0200 | 0210-0199 |
|   | 2.15X18 | 0210-0194 | 0210-0193 |
|   | 2.50X18 | 0210-0196 | 0210-0195 |
| CRF250/450/RX/X 05-23                         | 2.15X18 | 0210-0194 | 0210-0193 |
|   | 2.50X18 | 0210-0196 | 0210-0195 |
| <b>HUSQVARNA</b>                              |         |           |           |
| ALL 125-500 MODELS 14-22                      | 1.85X19 | 0210-0223 | 0210-0222 |
|   | 2.15X19 | 0210-0225 | 0210-0224 |
|   | 2.15X18 | 0210-0221 | 0210-0220 |
|   | 2.50X18 | 0210-0315 | 0210-0316 |
| <b>KAWASAKI</b>                               |         |           |           |
| KX125 99-07 / KX250F 04-23                    | 1.85X19 | 0210-0206 | 0210-0205 |
|   | 2.15X19 | 0210-0208 | 0210-0207 |
|   | 2.15X18 | 0210-0204 | 0210-0203 |
| KX250/F/X 99-07 / KX450/F/X 04-23 / KX500 ALL | 1.85X19 | 0210-0206 | 0210-0205 |

| ALUMINUM RIMS - REAR (CON'T)   |         |           |           |
|--------------------------------|---------|-----------|-----------|
| MAKE/MODEL/YEAR                | SIZE    | SILVER    | BLACK     |
| <b>KAWASAKI (CON'T)</b>        |         |           |           |
|                                | 2.15X19 | 0210-0208 | 0210-0207 |
|                                | 2.15X18 | 0210-0204 | 0210-0203 |
| KLX450R 08-09                  | 2.15X18 | 0210-0204 | 0210-0203 |
| <b>KTM</b>                     |         |           |           |
| ALL SX 125-530 98-23           | 1.85X19 | 0210-0223 | 0210-0222 |
|                                | 2.15X19 | 0210-0225 | 0210-0224 |
|                                | 2.15X18 | 0210-0221 | 0210-0220 |
|                                | 2.50X18 | 0210-0315 | 0210-0316 |
| ALL EXC/MXC/XC/XC-R/XC-W 98-23 | 2.15X18 | 0210-0221 | 0210-0220 |
|                                | 2.50X18 | 0210-0315 | 0210-0316 |
| <b>SUZUKI</b>                  |         |           |           |
| RM125/250 88-08                | 1.85X19 | 0210-0206 | 0210-0205 |
|                                | 2.15X19 | 0210-0208 | 0210-0207 |
|                                | 2.15X18 | 0210-0204 | 0210-0203 |
| RMZ250 04-06                   | 1.85X19 | 0210-0206 | 0210-0205 |
|                                | 2.15X19 | 0210-0208 | 0210-0207 |
|                                | 2.15X18 | 0210-0204 | 0210-0203 |
| RMZ250 07-23 / RMZ450 05-23    | 1.85X19 | 0210-0223 | 0210-0222 |
|                                | 2.15X19 | 0210-0225 | 0210-0224 |
|                                | 2.15X18 | 0210-0221 | 0210-0220 |
|                                | 2.50X18 | 0210-0315 | 0210-0316 |
| RMX250 88-98 / DRZ400 00-23    | 2.15X18 | 0210-0204 | 0210-0203 |
|                                | 2.50X18 | 0210-0315 | 0210-0316 |
| <b>YAMAHA</b>                  |         |           |           |
| YZ125/X YZ250/F/FX 99-23       | 1.85X19 | 0210-0223 | 0210-0222 |
|                                | 2.15X19 | 0210-0225 | 0210-0224 |
|                                | 2.15X18 | 0210-0221 | 0210-0220 |
| YZ250/400F/426F/450/F/FX 99-23 | 2.15X19 | 0210-0225 | 0210-0224 |
|                                | 2.15X18 | 0210-0221 | 0210-0220 |
|                                | 2.50X18 | 0210-0315 | 0210-0316 |
| WR250/400/450F 01-23           | 2.15X18 | 0210-0221 | 0210-0220 |
|                                | 2.50X18 | 0210-0315 | 0210-0316 |

KTM / HUSQVARNA USING 2.50 RIM WITH MX1 HUB & MX1 SPOKES WILL NOT WORK-0210-03151  
BETA USING STOCK HUB AND SPOKES CAN USE WITH 2.50 MX1 REAR WHEEL-0210-03152

APPAREL

HELMETS & GOGGLES

RIDER ARMOR

OUTERWEAR

YOUTH

LUGGAGE & PACKS

BIKE BODY

BIKE CONTROLS

BIKE SUSPENSION

**STAINLESS STEEL SPOKES - SET** **\$69<sup>95</sup>**

- Stainless steel spokes are interchangeable with Moose Racing® and stock rims and hubs
- 304 grade stainless steel meets or exceeds OEM standards
- Consistent-diameter design offers superior strength over stock
- Spokes come with matching nipples
- Sold in sets



| STAINLESS STEEL SPOKES - SET                  |      |           |
|---|------|-----------|
| MAKE/MODEL/YEAR                               | SIZE | PART #    |
| <b>BETA</b>                                   |      |           |
| 125-501 ALL MODELS 15-23                      | 18"  | 0211-0046 |
| 125-501 ALL MODELS 15-23                      | 21"  | 0211-0054 |
| <b>GAS GAS</b>                                |      |           |
| ALL MODELS 125-450 21-23                      | 18"  | 0211-0046 |
| ALL MODELS 125-450 21-23                      | 19"  | 0211-0047 |
| ALL MODELS 125-450 21-23                      | 21"  | 0211-0048 |
| <b>HONDA</b>                                  |      |           |
| CR125/250R CRF250/450/R/RWE/R-S 1 03-23       | 18"  | 0211-0103 |
| CRF250RX 22-23                                | 18"  | 0211-0103 |
| CRF450/RX/RL/L/X 19-23                        | 18"  | 0211-0103 |
| CR125/250R CRF250/450/R/RWE/R-S 02-23         | 19"  | 0211-0040 |
| CR125/250R CRF250/450/R/RL/X/RWE/RX/R-S 02-23 | 21"  | 0211-0041 |
| CRF450L 19-20                                 | 21"  | 0211-0041 |
| XR250/400/600/650R/650L 91-23                 | 18"  | 0211-0039 |
| XR250/400/600/650R 96-07                      | 21"  | 0211-0104 |
| <b>HUSQVARNA</b>                              |      |           |
| 125-501 FE/FR 15-23                           | 18"  | 0211-0046 |
| 125-501 FS/FC 15-23                           | 19"  | 0211-0047 |
| ALL MODELS 15-23                              | 21"  | 0211-0048 |

**STAINLESS STEEL SPOKES - SET**

| MAKE/MODEL/YEAR  | SIZE | PART #    |
|--|------|-----------|
| <b>KAWASAKI</b>  |      |           |
| KX125/250F/250/450F 1 03-23                              | 18"  | 0211-0042 |
| KX125/250F/250/450F 03-23                                | 19"  | 0211-0043 |
| KX125/250 06-08  | 21"  | 0211-0044 |
| KX250F 04-05   | 21"  | 0211-0044 |
| KX250/450F KLX450X 06-23                                 | 21"  | 0211-0045 |
| KLX450F 99-14  | 18"  | 0211-0042 |
| KLR650 87-23   | 17"  | 0211-0105 |
| KLR650 08-23   | 21"  | 0211-0106 |
| <b>KTM</b>   |      |           |
| ALL EXC/MXC/XC/SX 1 98-23                                | 18"  | 0211-0046 |
| ALL SX 98-23   | 19"  | 0211-0047 |
| ALL SX/EXC/MXC/XC 98-23                                  | 21"  | 0211-0048 |
| <b>SUZUKI</b>  |      |           |
| RM125/250 REAR 1 88-09                                   | 18"  | 0211-0049 |
| RM125/250 REAR 88-09                                     | 19"  | 0211-0050 |
| RM125/250 FRONT 01-09                                    | 21"  | 0211-0051 |
| RMZ250 REAR 1 04-06                                      | 18"  | 0211-0042 |
| RMZ250 REAR 04-06  | 19"  | 0211-0043 |
| RMZ250/450 REAR 07-23                                    | 19"  | 0211-0053 |
| RMZ250 FRONT 04-06                                       | 21"  | 0211-0044 |
| RMZ250 FRONT 07-23                                       | 21"  | 0211-0054 |
| RMZ450 FRONT 05-23                                       | 21"  | 0211-0054 |
| <b>YAMAHA</b>  |      |           |
| WRF/YZF/YZ REAR 99-23                                    | 18"  | 0211-0055 |
| ALL YZ/YZFX/YZF/YZFX REAR 99-23                          | 19"  | 0211-0056 |
| ALL YZ/YZFX/YZF/YZFX WRF NOT FOR WR-R MODELS FRONT 02-23 | 21"  | 0211-0044 |

1 - STOCK 19" RIM WILL NEED TO BE REPLACED WITH CORRESPONDING 18" MOOSE RIM

BIKE BRAKING

BIKE DRIVE

BIKE BEARINGS

BIKE ENGINE

BIKE ELECTRICAL

BIKE EXHAUST

BIKE WHEELS

BICYCLE

GARAGE & PROMO

SIZING CHART

**\$49.95 - Set**  
**\$5.95 - Each**

**MX1 STAINLESS STEEL SPOKES**

- Strong T302H stainless steel
- Spokes are polished to maintain surface strength
- Interchangeable with Moose Racing® and stock rims and hubs
- Must use with MX1 spoke nipples (sold separately)
- Precision threads match perfectly with MX1 spoke nipples (sold separately)
- Includes all spokes necessary to assemble one wheel
- Sold as sets or individually
- Individual spokes come with silver nipple



| MX1 STAINLESS STEEL SPOKES                    |      |       |           |            | INDIVIDUAL SPOKES |            |           |  |
|---|------|-------|-----------|------------|-------------------|------------|-----------|--|
| MAKE/MODEL/YEAR                               | SIZE | GAUGE | PART #    | LOCATION   | PART #            | LOCATION   | PART #    |  |
| <b>BETA</b>                                   |      |       |           |            |                   |            |           |  |
| 125-501 ALL MODELS 15-23                      | 18"  | 8     | 0211-0181 | ALL (36)   | 0211-0215         | -          | -         |  |
| 125-501 ALL MODELS 15-23                      | 21"  | 8     | 0211-0183 | ALL (36)   | 0211-0217         | -          | -         |  |
| <b>GASGAS</b>                                 |      |       |           |            |                   |            |           |  |
| ALL MODELS 125-450 21-23                      | 18"  | 8     | 0211-0181 | ALL (36)   | 0211-0215         | -          | -         |  |
| ALL MODELS 125-450 21-23                      | 19"  | 8     | 0211-0182 | ALL (36)   | 0211-0216         | -          | -         |  |
| ALL MODELS 125-450 21-23                      | 21"  | 8     | 0211-0180 | ALL (36)   | 0211-0214         | -          | -         |  |
| <b>HONDA</b>                                  |      |       |           |            |                   |            |           |  |
| CR125/250R CRF250/450/R/RWE/R-S 02-23         | 19"  | 8     | 0211-0175 | INNER (16) | 0211-0206         | OUTER (16) | 0211-0207 |  |
| CR125/250R CRF250/450/R/RL/X/RWE/RX/R-S 02-23 | 21"  | 9     | 0211-0174 | ALL (36)   | 0211-0205         | -          | -         |  |
| CRF450/RX/RL/L/X 19-23                        | 18"  | 8     | 0211-0176 | INNER (16) | 0211-0208         | OUTER (16) | 0211-0209 |  |
| <b>HUSQVARNA</b>                              |      |       |           |            |                   |            |           |  |
| 125-501 FE/FR 15-23                           | 18"  | 8     | 0211-0181 | ALL (36)   | 0211-0215         | -          | -         |  |
| 125-501 FS/FC 15-23                           | 19"  | 8     | 0211-0182 | ALL (36)   | 0211-0216         | -          | -         |  |
| ALL MODELS 15-23                              | 21"  | 8     | 0211-0180 | ALL (36)   | 0211-0214         | -          | -         |  |
| <b>KAWASAKI</b>                               |      |       |           |            |                   |            |           |  |
| KX125/250F/250/450F 03-23                     | 19"  | 8     | 0211-0178 | INNER (9)  | 0211-0211         | OUTER (27) | 0211-0212 |  |
| KX250/450F KLX450X 06-23                      | 21"  | 9     | 0211-0179 | ALL (36)   | 0211-0213         | -          | -         |  |
| <b>KTM</b>                                    |      |       |           |            |                   |            |           |  |
| ALL EXC/MXC/XC/SX 98-23                       | 18"  | 8     | 0211-0181 | ALL (36)   | 0211-0215         | -          | -         |  |
| ALL SX 98-23                                  | 19"  | 8     | 0211-0182 | ALL (36)   | 0211-0216         | -          | -         |  |
| ALL SX/EXC/MXC/XC 98-23                       | 21"  | 8     | 0211-0180 | ALL (36)   | 0211-0214         | -          | -         |  |
| <b>SUZUKI</b>                                 |      |       |           |            |                   |            |           |  |
| RMZ250/450 REAR 07-23                         | 19"  | 8     | 0211-0184 | INNER (18) | 0211-0218         | OUTER (18) | 0211-0219 |  |
| RMZ250 FRONT 07-23                            | 21"  | 9     | 0211-0183 | ALL (36)   | 0211-0217         | -          | -         |  |
| RMZ450 FRONT 05-23                            | 21"  | 9     | 0211-0183 | ALL (36)   | 0211-0217         | -          | -         |  |
| <b>YAMAHA</b>                                 |      |       |           |            |                   |            |           |  |
| WRF/YZF/YZ REAR 99-23                         | 18"  | 8     | 0211-0185 | INNER (18) | 0211-0220         | OUTER (18) | 0211-0221 |  |
| ALL YZ/YZF REAR 99-23                         | 19"  | 8     | 0211-0186 | INNER (18) | 0211-0222         | OUTER (18) | 0211-0223 |  |
| ALL YZ/YZF/WRF FRONT 02-23                    | 21"  | 9     | 0211-0177 | ALL (36)   | 0211-0210         | -          | -         |  |



KADE NIGHTINGALE



**COATED STEEL SPOKES-SETS & INDIVIDUALS**

\$2<sup>95</sup> - \$49<sup>95</sup>



- Chrome plated steel spokes are interchangeable with Moose Racing® and stock rims and hubs
- #45 grade steel meets or exceeds OEM standards
- Consistent-diameter design offers superior strength over stock
- Spokes come with matching nipples
- Sold in sets or individually

**COATED STEEL SPOKES - SETS & INDIVIDUAL**

| MAKE/MODEL  | SIZE | PART #    | INDIVIDUAL SPOKES |           |            |           |           |
|---|------|-----------|-------------------|-----------|------------|-----------|-----------|
|   |      |           | LOCATION          | PART #    | LOCATION   | PART #    |           |
| <b>BETA</b>   |      |           |                   |           |            |           |           |
| 125-501 ALL MODELS 15-23                                | 18"  | 0211-0065 | ALL (36)          | 0211-0084 | -          | -         | -         |
| 125-501 ALL MODELS 15-23                                | 21"  | 0211-0073 | ALL (36)          | 0211-0092 | -          | -         | -         |
| <b>GAS GAS</b>  |      |           |                   |           |            |           |           |
| ALL MODELS 125-450 21-23                                | 18"  | 0211-0065 | ALL (36)          | 0211-0084 | -          | -         | -         |
| ALL MODELS 125-450 21-23                                | 19"  | 0211-0066 | ALL (36)          | 0211-0085 | -          | -         | -         |
| ALL MODELS 125-450 21-23                                | 21"  | 0211-0067 | ALL (36)          | 0211-0086 | -          | -         | -         |
| <b>HONDA</b>  |      |           |                   |           |            |           |           |
| CR125/250R CRF250/450R/RWE/R-S 1 03-23                  | 18"  | 0211-0107 | INNER (16)        | 0211-0111 | OUTER (16) | 0211-0115 | 0211-0115 |
| CRF250RX 22-23  | 18"  | 0211-0107 | INNER (16)        | 0211-0111 | OUTER (16) | 0211-0115 | 0211-0115 |
| CRF450/RX/RL/L/X 19-23                                  | 18"  | 0211-0107 | INNER (16)        | 0211-0111 | OUTER (16) | 0211-0115 | 0211-0115 |
| CR125/250R CRF250/450R/RL/X/RWE/RX/R-S 02-23            | 19"  | 0211-0059 | INNER (16)        | 0211-0078 | OUTER (16) | 0211-0097 | 0211-0097 |
| CR125/250R CRF250/450R/RL/X/RWE/RX/R-S 02-23            | 21"  | 0211-0060 | ALL (36)          | 0211-0079 | -          | -         | -         |
| CRF450L 19-20   | 21"  | 0211-0060 | ALL (36)          | 0211-0079 | -          | -         | -         |
| XR250/400/600/650R/650L 91-23                           | 18"  | 0211-0058 | RIGHT (18)        | 0211-0077 | LEFT (18)  | 0211-0096 | 0211-0096 |
| XR250/400/600/650R 96-07                                | 21"  | 0211-0108 | ALL (36)          | 0211-0112 | -          | -         | -         |
| <b>HUSQVARNA</b>  |      |           |                   |           |            |           |           |
| 125-501 FE/FR 15-23                                     | 18"  | 0211-0065 | ALL (36)          | 0211-0084 | -          | -         | -         |
| 125-501 FS/FC 15-23                                     | 19"  | 0211-0066 | ALL (36)          | 0211-0085 | -          | -         | -         |
| ALL MODELS 15-23  | 21"  | 0211-0067 | ALL (36)          | 0211-0086 | -          | -         | -         |
| <b>KAWASAKI</b>   |      |           |                   |           |            |           |           |
| KX125/250F/250/450F 1 03-23                             | 18"  | 0211-0061 | OUTER (27)        | 0211-0080 | INNER (9)  | 0211-0098 | 0211-0098 |
| KX125/250F/250/450F 03-23                               | 19"  | 0211-0062 | OUTER (27)        | 0211-0081 | INNER (9)  | 0211-0099 | 0211-0099 |
| KX125/250 06-08   | 21"  | 0211-0063 | ALL (36)          | 0211-0082 | -          | -         | -         |
| KX250F 04-05  | 21"  | 0211-0063 | ALL (36)          | 0211-0082 | -          | -         | -         |
| KX250/450F/X KLX450X 06-23                              | 21"  | 0211-0064 | ALL (36)          | 0211-0083 | -          | -         | -         |
| KLX450F 99-14   | 18"  | 0211-0061 | OUTER (27)        | 0211-0080 | INNER (9)  | 0211-0098 | 0211-0098 |
| KLR650 87-23  | 17"  | 0211-0109 | LEFT (18)         | -         | RIGHT (18) | 0211-0113 | 0211-0113 |
| KLR650 08-23  | 21"  | 0211-0110 | -                 | -         | -          | -         | -         |
| <b>KTM</b>  |      |           |                   |           |            |           |           |
| ALL EXC/MXC/XC/SX 1 98-23                               | 18"  | 0211-0065 | ALL (36)          | 0211-0084 | -          | -         | -         |
| ALL SX 98-23  | 19"  | 0211-0066 | ALL (36)          | 0211-0085 | -          | -         | -         |
| ALL SX/EXC/MXC/XC 98-23                                 | 21"  | 0211-0067 | ALL (36)          | 0211-0086 | -          | -         | -         |
| <b>SUZUKI</b>   |      |           |                   |           |            |           |           |
| RM125/250 REAR 1 88-09                                  | 18"  | 0211-0068 | ALL (36)          | 0211-0087 | -          | -         | -         |
| RM125/250 REAR 88-09                                    | 19"  | 0211-0069 | ALL (36)          | 0211-0088 | -          | -         | -         |
| RM125/250 FRONT 01-09                                   | 21"  | 0211-0070 | ALL (36)          | 0211-0089 | -          | -         | -         |
| RMZ250 REAR 1 04-06                                     | 18"  | 0211-0061 | OUTER (27)        | 0211-0080 | INNER (9)  | 0211-0098 | 0211-0098 |
| RMZ250 REAR 04-06                                       | 19"  | 0211-0062 | OUTER (27)        | 0211-0081 | INNER (9)  | 0211-0099 | 0211-0099 |
| RMZ250/450 REAR 07-23                                   | 19"  | 0211-0072 | INNER (18)        | 0211-0091 | OUTER (18) | 0211-0101 | 0211-0101 |
| RMZ250 FRONT 04-06                                      | 21"  | 0211-0063 | ALL (36)          | 0211-0082 | -          | -         | -         |
| RMZ250 FRONT 07-23                                      | 21"  | 0211-0073 | ALL (36)          | 0211-0092 | -          | -         | -         |
| RMZ450 FRONT 05-23                                      | 21"  | 0211-0073 | ALL (36)          | 0211-0092 | -          | -         | -         |
| <b>YAMAHA</b>   |      |           |                   |           |            |           |           |
| WRF/YZF/YZ REAR 99-23                                   | 18"  | 0211-0074 | INNER (18)        | 0211-0102 | OUTER (18) | 0211-0093 | 0211-0093 |
| ALL YZ/YZFYZX/YZFX REAR 99-23                           | 19"  | 0211-0075 | INNER (18)        | 0211-0116 | OUTER (18) | 0211-0094 | 0211-0094 |
| ALL YZ/YZX/YZF/YZFX/WRF NOT FOR WR-R MODELS FRONT 02-23 | 21"  | 0211-0063 | ALL (36)          | 0211-0082 | -          | -         | -         |

1 - STOCK 19" RIM WILL NEED TO BE REPLACED WITH CORRESPONDING 18" MOOSE RIM

- APPAREL
- HELMETS & GOGGLES
- RIDER ARMOR
- OUTERWEAR
- YOUTH
- LUGGAGE & PACKS
- BIKE BODY
- BIKE CONTROLS
- BIKE SUSPENSION
- BIKE BRAKING
- BIKE DRIVE
- BIKE BEARINGS
- BIKE ENGINE
- BIKE ELECTRICAL
- BIKE EXHAUST
- BIKE WHEELS
- BICYCLE
- GARAGE & PROMO
- SIZING CHART



**SPOKE SKINS** \$19.95

- Inexpensive way to change the look of your motorcycles
- Fits securely around your spokes
- Made of polyurethane plastic with slit for easy install
- 80 spoke skins included to complete both wheels
- Fit 18" to 21" sized wheels
- Trimming may be required
- Available in black, blue, green, orange, pink, red, white or yellow

| COLOR  | PART #    |
|--------|-----------|
| BLACK  | 0211-0173 |
| BLUE   | 0211-0170 |
| GREEN  | 0211-0169 |
| ORANGE | 0211-0167 |
| PINK   | 0211-0171 |
| RED    | 0211-0166 |
| WHITE  | 0211-0172 |
| YELLOW | 0211-0168 |



**MX1 BILLET SPOKE NIPPLES** \$44.95

- CNC machined 7075-T7351 aircraft quality aluminum
- Polished, then anodized
- Precision threads match perfectly with MX1 stainless steel spokes (sold separately)
- Must use with MX1 stainless steel spokes (sold separately)
- Sets include 36 nipples - enough for all modern dirt bikes
- Available in 8-gauge or 9-gauge
- Available in nine colors: black, blue, green, gold, lake blue, orange, red, silver and titanium gray

| MX1 ALUMINUM NIPPLES |           |           |
|----------------------|-----------|-----------|
| GAUGE                | COLOR     | PART #    |
| 8                    | SILVER    | 0211-0187 |
| 9                    | SILVER    | 0211-0196 |
| 8                    | BLACK     | 0211-0188 |
| 9                    | BLACK     | 0211-0197 |
| 8                    | BLUE      | 0211-0189 |
| 9                    | BLUE      | 0211-0198 |
| 8                    | LAKE BLUE | 0211-0194 |
| 8                    | RED       | 0211-0190 |
| 9                    | RED       | 0211-0199 |
| 8                    | ORANGE    | 0211-0192 |
| 8                    | GREEN     | 0211-0193 |
| 9                    | GREEN     | 0211-0202 |
| 8                    | GOLD      | 0211-0195 |
| 9                    | GOLD      | 0211-0204 |
| 8                    | TI-GRAY   | 0211-0191 |
| 9                    | TI-GRAY   | 0211-0200 |

\*\* FOR HONDA CUSTOMERS USING MX1 NIPPLES AND SPOKES PLEASE USE NON-HONDA JAPANESE STYLE RIMS:

|                  |           |           |
|------------------|-----------|-----------|
| FRONT RIM1.60X21 | 0210-0214 | 0210-0213 |
|------------------|-----------|-----------|



**AXLE PULL HANDLE INSERTS** \$19.95

- Make wheel maintenance a breeze with this time saver
- Made of billet aluminum
- Extremely handy when it comes time to change a tire
- See application chart for fitments
- Made in the USA

| AXLE PULL HANDLE INSERTS |           |           |
|--------------------------|-----------|-----------|
| MAKE/MODEL/YEAR          | FRONT     | REAR      |
| <b>GAS GAS</b>           |           |           |
| MC 125 21-23             | 3811-0082 | 3811-0076 |
| EX 250 F 21-23           | 3811-0082 | 3811-0076 |
| MC 250 F 21-23           | 3811-0082 | 3811-0076 |
| EX 250 22-23             | 3811-0082 | 3811-0076 |
| EC 300 21-23             | 3811-0082 | 3811-0079 |
| EX 300 21-23             | 3811-0082 | 3811-0076 |
| EX 350 F 21-23           | 3811-0082 | 3811-0076 |

| AXLE PULL HANDLE INSERTS (CON'T) |           |           |
|----------------------------------|-----------|-----------|
| MAKE/MODEL/YEAR                  | FRONT     | REAR      |
| <b>GAS GAS (CON'T)</b>           |           |           |
| EX 450 F 21-23                   | 3811-0082 | 3811-0076 |
| MC 450 F 21-23                   | 3811-0082 | 3811-0076 |
| <b>HONDA</b>                     |           |           |
| CR125R 01-07                     | 3811-0076 | 3811-0080 |
| CR250R 01-07                     | 3811-0076 | 3811-0080 |
| CRF250R 01-22                    | 3811-0076 | 3811-0080 |
| CRF250RX 19-22                   | 3811-0076 | 3811-0080 |
| CRF250 RX 20-22                  | 3811-0076 | 3811-0080 |
| CRF250X 01-18                    | 3811-0076 | 3811-0080 |
| CRF450R 01-22                    | 3811-0076 | 3811-0080 |
| CRF450RX 17-22                   | 3811-0076 | 3811-0080 |
| CR450WE 19-22                    | 3811-0076 | 3811-0080 |
| CRF450L 19-22                    | 3811-0076 | 3811-0080 |
| CRF450X 01-22                    | 3811-0076 | 3811-0080 |
| <b>HUSABERG</b>                  |           |           |
| TE125 11-14                      | 3811-0078 | 3811-0079 |
| TE250 11-14                      | 3811-0078 | 3811-0079 |
| TE300 11-14                      | 3811-0078 | 3811-0079 |
| FE390 10-11                      | 3811-0078 | 3811-0079 |
| FE450 09-14                      | 3811-0078 | 3811-0079 |
| FX450 10-11                      | 3811-0078 | 3811-0079 |
| FE501 13-14                      | 3811-0078 | 3811-0079 |
| FE570 09-14                      | 3811-0078 | 3811-0079 |
| FS570 10-14                      | 3811-0078 | 3811-0079 |
| <b>HUSQVARNA</b>                 |           |           |
| TE125 14-15                      | 3811-0078 | 3811-0079 |
| TE125 16                         | 3811-0082 | 3811-0079 |
| TC125 14                         | 3811-0078 | 3811-0079 |
| TC125 15                         | 3811-0082 | 3811-0079 |
| TC125 16-20                      | 3811-0082 | 3811-0076 |


| AXLE PULL HANDLE INSERTS (CON'T) |           |           |
|----------------------------------|-----------|-----------|
| MAKE/MODEL/YEAR                  | FRONT     | REAR      |
| <b>HUSQVARNA (CON'T)</b>         |           |           |
| TE150 17-20                      | 3811-0082 | 3811-0079 |
| TE250 14-15                      | 3811-0078 | 3811-0079 |
| TE250 16-20                      | 3811-0082 | 3811-0079 |
| TE250 TPI 19-20                  | 3811-0082 | 3811-0079 |
| TC250 14                         | 3811-0078 | 3811-0079 |
| TC250 15-16                      | 3811-0082 | 3811-0079 |
| TC250 17-22                      | 3811-0082 | 3811-0076 |
| FE250 14-15                      | 3811-0078 | 3811-0079 |
| FE250 16-22                      | 3811-0082 | 3811-0079 |
| FC250 14                         | 3811-0078 | 3811-0079 |
| FC250 15-22                      | 3811-0082 | 3811-0076 |
| TE300 14-15                      | 3811-0078 | 3811-0079 |
| TE300 16-18                      | 3811-0082 | 3811-0079 |
| TX300 17-22                      | 3811-0082 | 3811-0076 |
| TE 300 TPI 19-22                 | 3811-0082 | 3811-0076 |
| FE450 14-15                      | 3811-0078 | 3811-0079 |
| FE450 16-22                      | 3811-0082 | 3811-0079 |
| FC450 14                         | 3811-0078 | 3811-0079 |
| FC450 15-22                      | 3811-0082 | 3811-0076 |
| FX450 17-22                      | 3811-0082 | 3811-0076 |
| FE501 14-15                      | 3811-0078 | 3811-0079 |
| FE501 16-22                      | 3811-0082 | 3811-0079 |
| <b>KAWASAKI</b>                  |           |           |
| KX125 03-07                      | 3811-0076 | 3811-0080 |
| KX250 03-07                      | 3811-0076 | 3811-0080 |
| KX250F 04-20                     | 3811-0076 | 3811-0080 |
| KX250 21-22                      | 3811-0076 | 3811-0080 |
| KX250X 21-22                     | 3811-0076 | 3811-0080 |
| KLX450R 08-11                    | 3811-0076 | 3811-0080 |
| KX450F 04-18                     | 3811-0076 | 3811-0080 |

| AXLE PULL HANDLE INSERTS (CON'T) |           |           |
|----------------------------------|-----------|-----------|
| MAKE/MODEL/YEAR                  | FRONT     | REAR      |
| <b>KAWASAKI (CON'T)</b>          |           |           |
| KX450 19-22                      | 3811-0076 | 3811-0080 |
| KX450X 21-22                     | 3811-0076 | 3811-0080 |
| <b>KTM</b>                       |           |           |
| EXC125 03-15                     | 3811-0078 | 3811-0079 |
| SX125 03-12                      | 3811-0078 | 3811-0079 |
| SX125 13-14                      | 3811-0078 | 3811-0076 |
| SX125 15-22                      | 3811-0082 | 3811-0076 |
| SX144 07-08                      | 3811-0078 | 3811-0079 |
| SX150 09-12                      | 3811-0078 | 3811-0079 |
| SX150 13-14                      | 3811-0078 | 3811-0076 |
| SX150 15-22                      | 3811-0082 | 3811-0076 |
| XC150 10-12                      | 3811-0078 | 3811-0079 |
| XC150 13-14                      | 3811-0078 | 3811-0076 |
| XC-W150 17-22                    | 3811-0082 | 3811-0079 |
| EXC200 03-15                     | 3811-0078 | 3811-0079 |
| XCW200 06-15                     | 3811-0078 | 3811-0079 |
| XCW200 16                        | 3811-0082 | 3811-0079 |
| XC200 06-09                      | 3811-0078 | 3811-0079 |
| EXC250 03-15                     | 3811-0078 | 3811-0079 |
| EXC-F250 17-22                   | 3811-0082 | 3811-0079 |
| SX250 03-12                      | 3811-0078 | 3811-0079 |
| SX250 13-14                      | 3811-0078 | 3811-0076 |
| SX250 15-22                      | 3811-0082 | 3811-0076 |
| SXF250 03-12                     | 3811-0078 | 3811-0079 |
| SXF250 13-14                     | 3811-0078 | 3811-0076 |
| SXF250 15-22                     | 3811-0082 | 3811-0076 |
| XCF-W250 06-15                   | 3811-0078 | 3811-0079 |
| XCF-W250 16                      | 3811-0082 | 3811-0079 |
| XCW250 06-15                     | 3811-0078 | 3811-0079 |
| XCW250 16-18                     | 3811-0082 | 3811-0079 |
| XC-W250 TPI 18-22                | 3811-0082 | 3811-0079 |

| AXLE PULL HANDLE INSERTS (CON'T) |           |           |
|----------------------------------|-----------|-----------|
| MAKE/MODEL/YEAR                  | FRONT     | REAR      |
| <b>KTM (CON'T)</b>               |           |           |
| KC250 06-12                      | 3811-0078 | 3811-0079 |
| KC250 13-14                      | 3811-0078 | 3811-0076 |
| KC250 15-19                      | 3811-0082 | 3811-0076 |
| KC250 I 20-22                    | 3811-0082 | 3811-0076 |
| XCF250 06-12                     | 3811-0078 | 3811-0079 |
| XCF250 13-14                     | 3811-0078 | 3811-0076 |
| XCF250 15-22                     | 3811-0082 | 3811-0076 |
| EXC300 03-15                     | 3811-0078 | 3811-0079 |
| XCW300 06-15                     | 3811-0078 | 3811-0079 |
| XCW300 16-18                     | 3811-0082 | 3811-0079 |
| XCW300 TPI 19-22                 | 3811-0082 | 3811-0079 |
| XC 300 I 20-22                   | 3811-0082 | 3811-0079 |
| KC300 06-12                      | 3811-0078 | 3811-0079 |
| KC300 13-14                      | 3811-0078 | 3811-0076 |
| KC300 15-22                      | 3811-0082 | 3811-0076 |
| EXC350 12-15                     | 3811-0078 | 3811-0079 |
| EXC350 16-22                     | 3811-0082 | 3811-0079 |
| SXF350 11-12                     | 3811-0078 | 3811-0079 |
| SX-F350 13-14                    | 3811-0078 | 3811-0076 |
| SX-F350 15-22                    | 3811-0082 | 3811-0076 |
| XCFW350 12-15                    | 3811-0078 | 3811-0079 |
| XCFW350 16                       | 3811-0082 | 3811-0079 |
| XCF350 12                        | 3811-0078 | 3811-0079 |
| XCF350 13-14                     | 3811-0078 | 3811-0076 |
| XC-F350 15-22                    | 3811-0082 | 3811-0076 |
| XCF-W 350 22                     | 3811-0082 | 3811-0079 |
| EXC400 04-07                     | 3811-0078 | 3811-0079 |
| EXC450 03-11                     | 3811-0078 | 3811-0079 |
| EXC450 17-22                     | 3811-0082 | 3811-0079 |
| SXF450 03-12                     | 3811-0078 | 3811-0079 |
| SXF450 13-14                     | 3811-0078 | 3811-0076 |

| AXLE PULL HANDLE INSERTS (CON'T) |           |           |
|----------------------------------|-----------|-----------|
| MAKE/MODEL/YEAR                  | FRONT     | REAR      |
| <b>KTM (CON'T)</b>               |           |           |
| SX-F450 15-22                    | 3811-0082 | 3811-0076 |
| XCF450 06-09                     | 3811-0078 | 3811-0079 |
| XCF450 13-14                     | 3811-0078 | 3811-0076 |
| XCF450 15-22                     | 3811-0082 | 3811-0076 |
| XCW450 07-15                     | 3811-0078 | 3811-0079 |
| XCFW450 16                       | 3811-0082 | 3811-0079 |
| EXC500 12-15                     | 3811-0078 | 3811-0079 |
| EXC500 16-22                     | 3811-0082 | 3811-0079 |
| XCW500 12-15                     | 3811-0078 | 3811-0079 |
| XCF-W500 16                      | 3811-0082 | 3811-0079 |
| XCF-W 500 20-22                  | 3811-0082 | 3811-0079 |
| EXC525 03-07                     | 3811-0078 | 3811-0079 |
| EXC530 08-11                     | 3811-0078 | 3811-0079 |
| XCFW530 08-11                    | 3811-0078 | 3811-0079 |
| <b>SUZUKI</b>                    |           |           |
| RM125 03-08                      | 3811-0076 | 3811-0077 |
| RM250 03-08                      | 3811-0076 | 3811-0077 |
| RMZ250 03-22                     | 3811-0076 | 3811-0080 |
| RMZ450 03-22                     | 3811-0076 | 3811-0080 |
| <b>YAMAHA</b>                    |           |           |
| YZ125 03-22                      | 3811-0076 | 3811-0077 |
| YZ125X 20-22                     | 3811-0076 | 3811-0077 |
| YZ250FX 15-22                    | 3811-0076 | 3811-0077 |
| WR250F 03-22                     | 3811-0076 | 3811-0077 |
| YZ250 03-22                      | 3811-0076 | 3811-0077 |
| YZ250X 16-22                     | 3811-0076 | 3811-0077 |
| YZ250F 03-08                     | 3811-0076 | 3811-0077 |
| YZ250F 09-22                     | 3811-0076 | 3811-0080 |
| WR450F 03-22                     | 3811-0076 | 3811-0077 |
| YZ450F 03-08                     | 3811-0076 | 3811-0077 |
| YZ450F 09-22                     | 3811-0076 | 3811-0080 |

- APPAREL
- HELMETS & GOGGLES
- RIDER ARMOR
- OUTERWEAR
- YOUTH
- LUGGAGE & PACKS
- BIKE BODY
- BIKE CONTROLS
- BIKE SUSPENSION
- BIKE BRAKING
- BIKE DRIVE
- BIKE BEARINGS
- BIKE ENGINE
- BIKE ELECTRICAL
- BIKE EXHAUST
- BIKE WHEELS
- BICYCLE
- GARAGE & PROMO
- SIZING CHART



**STANDARD TUBES**

**\$6.95 - \$16.95**

- Available in a diverse range of sizes for multiple applications
- Tube thickness is 1.2mm
- All valve stems are TR-4 type

| DESCRIPTION              | VALVE | PART #    |
|--------------------------|-------|-----------|
| TUBE 2.50/2.75-10 TR4    | TR4   | 0350-0633 |
| TUBE 3.00-12 TR4         | TR4   | 0350-0634 |
| TUBE 2.25/2.50-14 TR4    | TR4   | 0350-0635 |
| TUBE 2.75-14 TR4         | TR4   | 0350-0636 |
| TUBE 3.00/3.60-14 TR4    | TR4   | 0350-0637 |
| TUBE 3.25/4.1 110/90-14  | TR4   | 0350-0638 |
| TUBE 2.75/3.00 80/100-16 | TR4   | 0350-0639 |
| TUBE 3.25/3.50-16 TR4    | TR4   | 0350-0640 |
| TUBE 80/90 70/100-17 TR4 | TR4   | 0350-0641 |
| TUBE 4.00/5.1/110/130-17 | TR4   | 0350-0642 |
| TUBE 3.25/4.1 100/90-18  | TR4   | 0350-0643 |
| TUBE 4.00/5.10 120/90-18 | TR4   | 0350-0644 |
| TUBE 2.50-19 TR4         | TR4   | 0350-0645 |
| TUBE 2.75/3.60 90/90-19  | TR4   | 0350-0646 |
| TUBE 3.25/4.10 100/90-19 | TR4   | 0350-0647 |
| TUBE 4.00/4.50 110/90-19 | TR4   | 0350-0648 |
| TUBE 2.75/3.00 90/90-21  | TR4   | 0350-0649 |

**HEAVY-DUTY TUBES**

**\$16.95 - \$33.95**

- European made, these are the sturdiest, highest quality tubes on the market
- Heavy-duty tubes made specifically for off-road and motocross
- 3mm thick natural rubber construction helps resist pinch flats

| FRONT              | PART #    |
|--------------------|-----------|
| 2.5/2.75-10        | 3810-0013 |
| 2.50-3.00-14       | M750-04   |
| 2.50-2.75-17       | M750-08   |
| 2.50-2.75-19       | M750-16   |
| 90/90-80/100-21    | M800-10   |
| REAR               | PART #    |
| 3.00-3.50-12       | M750-03   |
| 3.50-4.10-14       | M750-05   |
| 3.00-3.50-16       | M750-07   |
| 4.50-5.10-17       | 0350-0060 |
| 100/100-110/100-18 | 0350-0686 |
| 100/100-120/100-18 | M800-20   |
| 100/90-110-90-19   | M800-30   |





HEAVY-DUTY STORAGE BAG

**MOUSSE TIRE CHANGER \$309.95**

- Used to change tires with Mousse tubes or tires with standard inflatable tubes
- Only takes a few minutes to change an off-road motorcycle tire
- Wheel rests at a comfortable working height
- Tire changer frame adjusts to fit 18", 19" and 21" wheel sizes. Frame legs are engraved with these measurements for a quick and accurate adjustment
- Built-in bead breaker pops the most stubborn beads with ease
- Tires can be removed completely by pushing down with the bead breaker
- Assembles easily in minutes with no tools required
- Includes compact heavy-duty storage bag with carry handles for easy transport. Bag size is 27" x 10" x 8"
- Main frame is made of carbon steel with a silver zinc finish and bead breaker handle is powder-coated gloss black for a long lasting finish
- Slots on the backside of the frame to accommodate optional tool tray.

|                                 |           |
|---------------------------------|-----------|
| MOUSSE BIB TIRE CHANGER         | 0365-0099 |
| TIRE CHANGER CENTER POST        | 0365-0135 |
| CAM-OVER ADJUSTER BOLT FOR BASE | 0365-0136 |
| REPLACEMENT BREAKER BAR HANDLE  | 0365-0137 |



**WHEEL TRUING/BALANCING STAND \$189.95**

- Wide base and rigid steel construction
- Adjustable width accommodates wheels for dirt bikes and most street bikes
- Tall enough for dirt wheels with tire on
- Adjustable feet for level balancing/truing
- Includes level and adjustable truing pointer

|                              |           |
|------------------------------|-----------|
| WHEEL TRUING/BALANCING STAND | 0365-0112 |
|------------------------------|-----------|

**TALL PORTABLE TIRE CHANGER \$156.95**

- Change tires at a comfortable work height
- Holds wheel in place during tire change
- Makes changing tires an easier job
- Comes with a reducer mini ring
- Compatible with wheels from 10" and up
- Breaks down using quick release pins for fast and easy storage
- Great for trackside or shop use



COMES WITH A REDUCER MINI RING

|                            |           |
|----------------------------|-----------|
| TALL PORTABLE TIRE CHANGER | 0365-0009 |
|----------------------------|-----------|



**MOUSSE TIRE CHANGER TOOL TRAY \$23.95**

- A great accessory for the Mousse tire changer
- Creates a convenient area for access to everything you need during a tire change. Keeps tools within arm's reach
- Slips on and off the multiple key hole slots on the main bead breaker from of the Mousse Tire Changer
- Dual button head pins allow the tool tray to attach easily to the key-hole slots. Tray can be set at four different height settings
- Made of carbon steel with a silver zinc or black finish
- Size of tray is 12"L x 5"W x 2"H

|                               |           |
|-------------------------------|-----------|
| MOUSSE TIRE CHANGER TOOL TRAY | 3850-0379 |
|-------------------------------|-----------|

**PROFESSIONAL WHEEL TRUING STAND \$259.95**

- Professional truing stand for more precise results
- Includes two digital indicators to true side-to-side and up-down simultaneously—no more guesswork
- Flexible mounts fix indicators exactly where needed
- Lightweight, yet rigid, aluminum frame and axle fits wheels from 16" - 21" with 20 mm - 30 mm axles
- Stand's base has adjustable rubber feet to maintain level axle
- Threaded cones on axle keep wheel more secure than cones with index screws



|                                 |           |
|---------------------------------|-----------|
| PROFESSIONAL WHEEL TRUING STAND | 0365-0138 |
|---------------------------------|-----------|



**WHEEL SPACER FRONT OEM STYLE**

**\$5<sup>95</sup> - \$34<sup>95</sup>**

- Replace or upgrade OEM wheel spacers with these durable parts
- Water and dirt grind between wheel bearing seals and soft OEM aluminum wheel spacers, which creates grooves and allows for bearing contamination
- Moose Racing® wheel spacers feature hardened steel contact surfaces. This makes for a tight seal that will last for years and keep your bearings fresh
- Our spacers are made from either anodized aluminum with a press fit - hardened steel shell, or solid - hardened and ground bearing steel, depending on application
- Upgrade to Moose Racing® wheel spacers when you replace damaged wheel bearings, or before you have to

**WHEEL SPACER FRONT OEM STYLE**

| MAKE/MODEL/YEAR     | PART #    | COLOR | PART #    | COLOR |
|---------------------|-----------|-------|-----------|-------|
| <b>BETA</b>         |           |       |           |       |
| 125 /200 RR 18-23   | 0222-0587 | RED   | -         | -     |
| 250/350 13-23       | 0222-0587 | RED   | -         | -     |
| 390/430/480 15-23   | 0222-0587 | RED   | -         | -     |
| 500 RR 18-10        | 0222-0587 | RED   | -         | -     |
| 250 X TRAINER 20-23 | 0222-0587 | RED   | -         | -     |
| 300 X TRAINER 16-23 | 0222-0587 | RED   | -         | -     |
| <b>GAS GAS</b>      |           |       |           |       |
| MC 125 21-23        | 0222-0624 | RED   | -         | -     |
| MC250 21-23         | 0222-0624 | RED   | -         | -     |
| MC250F 21-23        | 0222-0624 | RED   | -         | -     |
| EC250 21-23         | 0222-0624 | RED   | -         | -     |
| EX250F 21-23        | 0222-0624 | RED   | -         | -     |
| MC250 22-23         | 0222-0624 | RED   | -         | -     |
| MC250F 21- 23       | 0222-0624 | RED   | -         | -     |
| EC300 21-23         | 0222-0624 | RED   | -         | -     |
| EX350F 22-23        | 0222-0624 | RED   | -         | -     |
| EX450F 21-23        | 0222-0624 | RED   | -         | -     |
| MC450F 21-23        | 0222-0624 | RDE   | -         | -     |
| <b>HONDA</b>        |           |       |           |       |
| CR125R 04-07        | 0222-0555 | RED   | 0222-0564 | BLACK |
| CR250R 04-07        | 0222-0555 | RED   | 0222-0564 | BLACK |
| CRF250R 04-23       | 0222-0555 | RED   | 0222-0564 | BLACK |
| CRF250R 13-17       | 0222-0555 | RED   | 0222-0564 | BLACK |
| CR250RX 19-23       | 0222-0555 | RED   | 0222-0564 | BLACK |
| CRF250X 04-19       | 0222-0556 | RED   | 0222-0564 | BLACK |
| CRF450R 04-08       | 0222-0555 | RED   | 0222-0564 | BLACK |
| CRF450R 09-12       | 0222-0555 | RED   | 0222-0564 | BLACK |
| CRF450R 13-23       | 0222-0555 | RED   | 0222-0564 | BLACK |
| CRF450RX 17-23      | 0222-0555 | RED   | 0222-0564 | BLACK |
| CRF450X 04-18       | 0222-0556 | RED   | 0222-0565 | BLACK |
| CRF450X 19-23       | 0222-0555 | RED   | 0222-0564 | BLACK |
| <b>HUSQVARNA</b>    |           |       |           |       |
| TC 125 14           | 0222-0551 | BLUE  | 0222-0560 | BLACK |
| TC 125 15           | 0222-0552 | BLUE  | 0222-0561 | BLACK |
| TC 125 16-23        | 0222-0552 | BLUE  | 0222-0561 | BLACK |
| TC 250 14-16        | 0222-0552 | BLUE  | 0222-0561 | BLACK |
| TC 250 17-23        | 0222-0552 | BLUE  | 0222-0561 | BLACK |
| FC 250 (EU) 15      | 0222-0552 | BLUE  | 0222-0561 | BLACK |
| FC 250 (US) 15      | 0222-0552 | BLUE  | 0222-0561 | BLACK |
| FC 250 14-15        | 0222-0552 | BLUE  | 0222-0561 | BLACK |
| FC 250 16-23        | 0222-0552 | BLUE  | 0222-0561 | BLACK |
| FC 350 14-15        | 0222-0552 | BLUE  | 0222-0561 | BLACK |
| FC 350 16-22        | 0222-0552 | BLUE  | 0222-0561 | BLACK |
| FC 450 14-15        | 0222-0552 | BLUE  | 0222-0561 | BLACK |
| FC 450 (US) 15      | 0222-0552 | BLUE  | 0222-0561 | BLACK |
| FC 450 16-23        | 0222-0552 | BLUE  | 0222-0561 | BLACK |

**WHEEL SPACER FRONT OEM STYLE (CON'T)**

| MAKE/MODEL/YEAR          | PART #    | COLOR  | PART #    | COLOR |
|--------------------------|-----------|--------|-----------|-------|
| <b>HUSQVARNA (CON'T)</b> |           |        |           |       |
| TE 150 17                | 0222-0552 | BLUE   | 0222-0561 | BLACK |
| TE 150I 20-21            | 0222-0552 | BLUE   | 0222-0561 | BLACK |
| TE 250 14                | 0222-0551 | BLUE   | 0222-0560 | BLACK |
| TE 250 15-18             | 0222-0552 | BLUE   | 0222-0561 | BLACK |
| TE 250I 18-23            | 0222-0552 | BLUE   | 0222-0561 | BLACK |
| TE 300 14-15             | 0222-0551 | BLUE   | 0222-0560 | BLACK |
| TE 300 16-18             | 0222-0552 | BLUE   | 0222-0561 | BLACK |
| TE 300I 18-23            | 0222-0552 | BLUE   | 0222-0561 | BLACK |
| TX 125 17-19             | 0222-0552 | BLUE   | 0222-0561 | BLACK |
| TX 300 17-19             | 0222-0552 | BLUE   | 0222-0561 | BLACK |
| TX 300I 20-21            | 0222-0552 | BLUE   | 0222-0561 | BLACK |
| FE 250 14-15             | 0222-0551 | BLUE   | 0222-0560 | BLACK |
| FE 250 16-23             | 0222-0552 | BLUE   | 0222-0561 | BLACK |
| FE 350 16-23             | 0222-0552 | BLUE   | 0222-0561 | BLACK |
| FX 350 17-23             | 0222-0552 | BLUE   | 0222-0561 | BLACK |
| FE 390 10-12             | 0222-0552 | BLUE   | 0222-0561 | BLACK |
| FX 450 10-11             | 0222-0552 | BLUE   | 0222-0561 | BLACK |
| FX 450 17-23             | 0222-0552 | BLUE   | 0222-0561 | BLACK |
| FE 450 07-08             | 0222-0551 | BLUE   | 0222-0560 | BLACK |
| FE 450 16-23             | 0222-0552 | BLUE   | 0222-0561 | BLACK |
| FS 450 15-19             | 0222-0552 | BLUE   | 0222-0561 | BLACK |
| FE 501 16-23             | 0222-0552 | BLUE   | 0222-0561 | BLACK |
| FE 570 09-12             | 0222-0552 | BLUE   | 0222-0561 | BLACK |
| FS 650 08                | 0222-0552 | BLUE   | 0222-0561 | BLACK |
| <b>KAWASAKI</b>          |           |        |           |       |
| KX125 06-08              | 0222-0553 | GREEN  | 0222-0562 | BLACK |
| KX250 06-08              | 0222-0553 | GREEN  | 0222-0562 | BLACK |
| KXF250 06-18             | 0222-0553 | GREEN  | 0222-0562 | BLACK |
| KX250 19-20              | 0222-0553 | GREEN  | 0222-0562 | BLACK |
| KX250 21-23              | 0222-0554 | GREEN  | 0222-0562 | BLACK |
| KX250X 21-23             | 0222-0554 | GREEN  | 0222-0563 | BLACK |
| KXF450 06-18             | 0222-0553 | GREEN  | 0222-0563 | BLACK |
| KX450X 21-23             | 0222-0554 | GREEN  | 0222-0562 | BLACK |
| KX450 19-23              | 0222-0554 | GREEN  | 0222-0563 | BLACK |
| <b>KTM</b>               |           |        |           |       |
| 125 EXC 03-15            | 0222-0549 | ORANGE | 0222-0560 | BLACK |
| 125 EXC 16               | 0222-0550 | ORANGE | 0222-0560 | BLACK |
| 200 EXC 03-15            | 0222-0549 | ORANGE | 0222-0561 | BLACK |
| 200 EXC 16               | 0222-0550 | ORANGE | 0222-0560 | BLACK |
| 250 EXC 16-17            | 0222-0550 | ORANGE | 0222-0561 | BLACK |
| 250 EXC TPI 18-23        | 0222-0550 | ORANGE | 0222-0561 | BLACK |
| 250 EXC-F 06-15          | 0222-0549 | ORANGE | 0222-0561 | BLACK |
| 250 EXC-F 16-19          | 0222-0550 | ORANGE | 0222-0560 | BLACK |
| 300 EXC 03-15            | 0222-0549 | ORANGE | 0222-0561 | BLACK |
| 300 EXC 16-17            | 0222-0550 | ORANGE | 0222-0560 | BLACK |
| 300 EXC TPI 18-23        | 0222-0550 | ORANGE | 0222-0561 | BLACK |
| 300 EXC 16-17            | 0222-0550 | ORANGE | 0222-0561 | BLACK |
| 350 EXC-F 11-15          | 0222-0549 | ORANGE | 0222-0561 | BLACK |
| 350 EXC-F 16-23          | 0222-0550 | ORANGE | 0222-0560 | BLACK |
| 350 EXC-F 17-20          | 0222-0550 | ORANGE | 0222-0561 | BLACK |
| 400 EXC-F 08-12          | 0222-0549 | ORANGE | 0222-0561 | BLACK |
| 450 EXC-F 08-15          | 0222-0549 | ORANGE | 0222-0560 | BLACK |
| 450 EXC-F 16-23          | 0222-0550 | ORANGE | 0222-0560 | BLACK |
| 500 EXC 12-15            | 0222-0549 | ORANGE | 0222-0561 | BLACK |
| 500 EXC-F 17-23          | 0222-0550 | ORANGE | 0222-0560 | BLACK |
| 530 EXC 08-12            | 0222-0549 | ORANGE | 0222-0561 | BLACK |
| 125 XC-W 17-19           | 0222-0550 | ORANGE | 0222-0560 | BLACK |
| 150 XC 10-14             | 0222-0549 | ORANGE | 0222-0561 | BLACK |
| 150 XC-W 17-19           | 0222-0550 | ORANGE | 0222-0560 | BLACK |
| 200 XC 06-09             | 0222-0549 | ORANGE | 0222-0561 | BLACK |
| 200 XC-W 06-15           | 0222-0549 | ORANGE | 0222-0560 | BLACK |
| 200 XC-W 16              | 0222-0549 | ORANGE | 0222-0560 | BLACK |
| 250 XC 06-10             | 0222-0550 | ORANGE | 0222-0560 | BLACK |
| 250 XC-F 07-12           | 0222-0549 | ORANGE | 0222-0561 | BLACK |
| 250 XC-F 15-22           | 0222-0550 | ORANGE | 0222-0560 | BLACK |
| 250 XC-F 15-20           | 0222-0550 | ORANGE | 0222-0561 | BLACK |
| 250 XCF-W 06-18          | 0222-0549 | ORANGE | 0222-0561 | BLACK |
| 250 XC-W TPI 18-21       | 0222-0549 | ORANGE | 0222-0560 | BLACK |
| 300 XC 15-22             | 0222-0550 | ORANGE | 0222-0560 | BLACK |
| 300 XC-W 06-09           | 0222-0549 | ORANGE | 0222-0560 | BLACK |
| 300 XC-W 16-18           | 0222-0549 | ORANGE | 0222-0560 | BLACK |
| 350 XC-F 15-22           | 0222-0550 | ORANGE | 0222-0561 | BLACK |
| 350 XCF-W 12-15          | 0222-0549 | ORANGE | 0222-0560 | BLACK |
| 350 XCF-W 16             | 0222-0549 | ORANGE | 0222-0560 | BLACK |
| 400 XC-W 09-10           | 0222-0549 | ORANGE | 0222-0561 | BLACK |

CONTINUED ON NEXT PAGE

APPAREL

HELMETS & GOGGLES

RIDER ARMOR

OUTERWEAR

YOUTH

LUGGAGE & PACKS

BIKE BODY

BIKE CONTROLS

BIKE SUSPENSION

BIKE BRAKING

BIKE DRIVE

BIKE BEARINGS

BIKE ENGINE

BIKE ELECTRICAL

BIKE EXHAUST

BIKE WHEELS

BICYCLE

GARAGE & PROMO

SIZING CHART

| WHEEL SPACER FRONT OEM STYLE (CON'T) |           |        |           |       |
|--------------------------------------|-----------|--------|-----------|-------|
| MAKE/MODEL/YEAR                      | PART #    | COLOR  | PART #    | COLOR |
| <b>KTM (CON'T)</b>                   |           |        |           |       |
| 450 XC-W 12-15                       | 0222-0549 | ORANGE | 0222-0560 | BLACK |
| 450 XC-W 16                          | 0222-0549 | ORANGE | 0222-0560 | BLACK |
| 450 XC-F 15-22                       | 0222-0550 | ORANGE | 0222-0560 | BLACK |
| 500 XC-W 12-15                       | 0222-0549 | ORANGE | 0222-0560 | BLACK |
| 500 XC-W 16                          | 0222-0549 | ORANGE | 0222-0560 | BLACK |
| 125 SX 03-12                         | 0222-0549 | ORANGE | 0222-0561 | BLACK |
| 125 SX 13-14                         | 0222-0550 | ORANGE | 0222-0560 | BLACK |
| 125 SX 15-23                         | 0222-0549 | ORANGE | 0222-0560 | BLACK |
| 144 SX 07-08                         | 0222-0549 | ORANGE | 0222-0560 | BLACK |
| 150 SX 09-12                         | 0222-0549 | ORANGE | 0222-0561 | BLACK |
| 150 SX 13-14                         | 0222-0550 | ORANGE | 0222-0560 | BLACK |
| 150 SX 15-23                         | 0222-0550 | ORANGE | 0222-0560 | BLACK |
| 200 SX 03-09                         | 0222-0549 | ORANGE | 0222-0560 | BLACK |
| 250 SX 03-12                         | 0222-0549 | ORANGE | 0222-0561 | BLACK |
| 250 SX 13-14                         | 0222-0550 | ORANGE | 0222-0561 | BLACK |
| 250 SX 15-23                         | 0222-0550 | ORANGE | 0222-0560 | BLACK |
| 250 SX-F 0-12                        | 0222-0549 | ORANGE | 0222-0560 | BLACK |
| 250 SX-F 13-14                       | 0222-0550 | ORANGE | 0222-0561 | BLACK |
| 250 SX-F 15-23                       | 0222-0550 | ORANGE | 0222-0561 | BLACK |
| 350 SX-F 11-12                       | 0222-0549 | ORANGE | 0222-0560 | BLACK |
| 350 SX-F 13-14                       | 0222-0550 | ORANGE | 0222-0561 | BLACK |
| 350 SX-F 15-22                       | 0222-0550 | ORANGE | 0222-0561 | BLACK |
| 450 SX-F 03-12                       | 0222-0549 | ORANGE | 0222-0560 | BLACK |
| 450 SX-F 13-14                       | 0222-0550 | ORANGE | 0222-0561 | BLACK |

| WHEEL SPACER FRONT OEM STYLE (CON'T) |           |        |           |       |
|--------------------------------------|-----------|--------|-----------|-------|
| MAKE/MODEL/YEAR                      | PART #    | COLOR  | PART #    | COLOR |
| <b>KTM (CON'T)</b>                   |           |        |           |       |
| 450 SX-F 15-22                       | 0222-0550 | ORANGE | 0222-0561 | BLACK |
| <b>SUZUKI</b>                        |           |        |           |       |
| RM2250 08-23                         | 0222-0557 | YELLOW | 0222-0566 | BLACK |
| RM2450 08-23                         | 0222-0557 | YELLOW | 0222-0566 | BLACK |
| RMX450Z 10-12                        | 0222-0557 | YELLOW | 0222-0566 | BLACK |
| <b>YAMAHA</b>                        |           |        |           |       |
| YZ125 03-07                          | 0222-0588 | BLUE   | 0222-0589 | BLACK |
| YZ125 08-23                          | 0222-0558 | BLUE   | 0222-0567 | BLACK |
| YZ125 X 20-23                        | 0222-0558 | BLUE   | 0222-0567 | BLACK |
| YZ250 03-07                          | 0222-0588 | BLUE   | 0222-0589 | BLACK |
| YZ250 08-23                          | 0222-0558 | BLUE   | 0222-0567 | BLACK |
| YZ250 X 16-23                        | 0222-0558 | BLUE   | 0222-0567 | BLACK |
| WR250F 06-19                         | 0222-0559 | BLUE   | 0222-0568 | BLACK |
| WR250F 20-23                         | 0222-0586 | BLUE   | 0222-0585 | BLACK |
| YZF250 03-06                         | 0222-0588 | BLUE   | 0222-0589 | BLACK |
| YZF250 07-08                         | 0222-0558 | BLUE   | 0222-0567 | BLACK |
| YZ250F 09-23                         | 0222-0586 | BLUE   | 0222-0585 | BLACK |
| YZ250FX 15-23                        | 0222-0586 | BLUE   | 0222-0585 | BLACK |
| YZ450FX 16-23                        | 0222-0586 | BLUE   | 0222-0585 | BLACK |
| WR450F 06-18                         | 0222-0559 | BLUE   | 0222-0568 | BLACK |
| WR450F 19-23                         | 0222-0586 | BLUE   | 0222-0585 | BLACK |
| YZF450 03-06                         | 0222-0588 | BLUE   | 0222-0589 | BLACK |
| YZF450 07-08                         | 0222-0558 | BLUE   | 0222-0567 | BLACK |
| YZ450F 09-23                         | 0222-0586 | BLUE   | 0222-0585 | BLACK |



**FAST REAR WHEEL SPACERS** \$30<sup>95</sup> - \$43<sup>95</sup>

- Extruded from true 7000 series aluminum
- Three stage heat treatment for the highest available strength
- Designed for use with OEM hubs, spokes, and nipples
- Anodized with long lasting black, orange, blue, green, yellow or red finishes
- Available in 18", 19" and 21" diameters to fit most popular models

| FAST REAR WHEEL SPACERS             |           |       |           |       |
|-------------------------------------|-----------|-------|-----------|-------|
| MAKE/MODEL/YEAR                     | PART #    | COLOR | PART #    | COLOR |
| <b>BETA</b>                         |           |       |           |       |
| 125RR 18-22                         | 0222-0534 | RED   | 0222-0541 | BLACK |
| 200RR 19-22                         | 0222-0534 | RED   | 0222-0541 | BLACK |
| 250RR/300RR 13-22                   | 0222-0534 | RED   | 0222-0541 | BLACK |
| 250 XTRAINER 20-22                  | 0222-0534 | RED   | 0222-0541 | BLACK |
| 300 XRAINER 16-22                   | 0222-0534 | RED   | 0222-0541 | BLACK |
| 350RR/380RR/390RR/450RR/480RR/15-22 | 0222-0534 | RED   | 0222-0541 | BLACK |
| 400RR/450RR/498RR/520RR/13-14       | 0222-0534 | RED   | 0222-0541 | BLACK |
| 430RR/480RR 15-18                   | 0222-0534 | RED   | 0222-0541 | BLACK |
| 500RR 18-19                         | 0222-0534 | RED   | 0222-0541 | BLACK |
| <b>GAS GAS</b>                      |           |       |           |       |
| MC 85 21-22                         | -         | -     | 0222-0537 | BLACK |
| MC 125 21-22                        | -         | -     | 0222-0538 | BLACK |
| MC 250 21-22                        | -         | -     | 0222-0538 | BLACK |
| MC 250F 21-22                       | -         | -     | 0222-0538 | BLACK |
| MC 350F 21-22                       | -         | -     | 0222-0538 | BLACK |
| MC 450F 21-22                       | -         | -     | 0222-0538 | BLACK |
| EC 250 21-22                        | -         | -     | 0222-0537 | BLACK |
| EC 250F 21-22                       | -         | -     | 0222-0537 | BLACK |
| EC 300 21-22                        | -         | -     | 0222-0537 | BLACK |
| EC 350F 21-22                       | -         | -     | 0222-0537 | BLACK |
| EX 250 22                           | -         | -     | 0222-0537 | BLACK |
| EX 250F 21-22                       | -         | -     | 0222-0538 | BLACK |
| EX 350F 21-22                       | -         | -     | 0222-0538 | BLACK |
| EX 450F 21-22                       | -         | -     | 0222-0538 | BLACK |

| FAST REAR WHEEL SPACERS (CON'T) |           |       |           |       |
|---------------------------------|-----------|-------|-----------|-------|
| MAKE/MODEL/YEAR                 | PART #    | COLOR | PART #    | COLOR |
| <b>HONDA</b>                    |           |       |           |       |
| CR125R/250R 02-07               | 0222-0535 | RED   | 0222-0542 | BLACK |
| CRF250R 04-22                   | 0222-0535 | RED   | 0222-0542 | BLACK |
| CRF250RX 19-22                  | 0222-0535 | RED   | 0222-0542 | BLACK |
| CRF250X 04-19                   | 0222-0535 | RED   | 0222-0542 | BLACK |
| CRF450R 02-22                   | 0222-0535 | RED   | 0222-0542 | BLACK |
| CRF450RX 17-22                  | 0222-0535 | RED   | 0222-0542 | BLACK |
| CRF450L 19-20                   | 0222-0535 | RED   | 0222-0542 | BLACK |
| CRF450X 05-21                   | 0222-0535 | RED   | 0222-0542 | BLACK |
| <b>HUSQVARNA</b>                |           |       |           |       |
| TC85 14-22                      | 0222-0537 | BLUE  | 0222-0543 | BLACK |
| TC/TE/TC125 14-15               | 0222-0537 | BLUE  | 0222-0543 | BLACK |
| TX125 17-19                     | 0222-0537 | BLUE  | 0222-0543 | BLACK |
| TC125 16-22                     | 0222-0539 | BLUE  | -         | -     |
| TE150 17-19                     | 0222-0537 | BLUE  | 0222-0543 | BLACK |
| TE150 I 20-22                   | 0222-0537 | BLUE  | 0222-0543 | BLACK |
| TE250 14-18                     | 0222-0537 | BLUE  | 0222-0543 | BLACK |
| TE250I 18-22                    | 0222-0537 | BLUE  | 0222-0543 | BLACK |
| TE300 14-18                     | 0222-0537 | BLUE  | 0222-0543 | BLACK |
| TE300I 18-22                    | 0222-0537 | BLUE  | 0222-0543 | BLACK |
| TC250 14-16                     | 0222-0537 | BLUE  | 0222-0543 | BLACK |
| TC250 17-22                     | 0222-0539 | BLUE  | 0222-0544 | BLACK |
| FC250/350/450 14-15             | 0222-0537 | BLUE  | 0222-0543 | BLACK |
| FC250/350/450 16-22             | 0222-0539 | BLUE  | 0222-0544 | BLACK |
| FE250 14-22                     | 0222-0537 | BLUE  | 0222-0543 | BLACK |
| TX300 17-19                     | 0222-0539 | BLUE  | 0222-0544 | BLACK |
| TX300I 20-22                    | 0222-0539 | BLUE  | 0222-0544 | BLACK |
| FE350 14-22                     | 0222-0537 | BLUE  | 0222-0543 | BLACK |
| FE390 10-12                     | 0222-0537 | BLUE  | 0222-0543 | BLACK |
| FE450 07-08                     | 0222-0537 | BLUE  | 0222-0543 | BLACK |
| FE450 14-22                     | 0222-0537 | BLUE  | 0222-0543 | BLACK |
| FE501 14-22                     | 0222-0537 | BLUE  | 0222-0543 | BLACK |
| FE570 09-12                     | 0222-0537 | BLUE  | 0222-0543 | BLACK |
| FS450 16                        | 0222-0539 | BLUE  | 0222-0544 | BLACK |
| FX350 17-22                     | 0222-0539 | BLUE  | 0222-0544 | BLACK |
| FX450 10-11                     | 0222-0537 | BLUE  | 0222-0543 | BLACK |
| FX450 17-22                     | 0222-0539 | BLUE  | 0222-0544 | BLACK |
| <b>KAWASAKI</b>                 |           |       |           |       |
| KX125 03-08                     | 0222-0531 | GREEN | 0222-0545 | BLACK |
| KX250 03-08                     | 0222-0531 | GREEN | 0222-0545 | BLACK |
| KX250F 04-18                    | 0222-0531 | GREEN | 0222-0545 | BLACK |
| KX250 19-22                     | 0222-0531 | GREEN | 0222-0545 | BLACK |
| KX250 X 21-22                   | 0222-0531 | GREEN | 0222-0545 | BLACK |
| KX450F 04-18                    | 0222-0531 | GREEN | 0222-0545 | BLACK |
| KX450 X 21-22                   | 0222-0531 | GREEN | 0222-0545 | BLACK |



| FAST REAR WHEEL SPACERS (CON'T) |           |        |           |       |
|---------------------------------|-----------|--------|-----------|-------|
| MAKE/MODEL/YEAR                 | PART #    | COLOR  | PART #    | COLOR |
| <b>KAWASAKI (CON'T)</b>         |           |        |           |       |
| KX450 19-22                     | 0222-0531 | GREEN  | 0222-0545 | BLACK |
| <b>KTM</b>                      |           |        |           |       |
| 85SX 12                         | 0222-0536 | ORANGE | 0222-0543 | BLACK |
| 85SX 12-14                      | 0222-0536 | ORANGE | 0222-0543 | BLACK |
| 125EXC 14-22                    | 0222-0536 | ORANGE | 0222-0543 | BLACK |
| 125SX 03-12                     | 0222-0536 | ORANGE | 0222-0543 | BLACK |
| 125SX 13-22                     | 0222-0538 | ORANGE | 0222-0544 | BLACK |
| 125XC-W 17-19                   | 0222-0536 | ORANGE | 0222-0543 | BLACK |
| 150SX 11-12                     | 0222-0536 | ORANGE | 0222-0543 | BLACK |
| 150SX 13-22                     | 0222-0538 | ORANGE | 0222-0544 | BLACK |
| 150XC 10-12                     | 0222-0536 | ORANGE | 0222-0543 | BLACK |
| 150XC 13-14                     | 0222-0538 | ORANGE | 0222-0544 | BLACK |
| 150XC-W 17-19                   | 0222-0536 | ORANGE | 0222-0543 | BLACK |
| 150 XC TPI 20-22                | 0222-0536 | ORANGE | 0222-0543 | BLACK |
| 200EXC 08-16                    | 0222-0536 | ORANGE | 0222-0543 | BLACK |
| 200XC 08-09                     | 0222-0536 | ORANGE | 0222-0543 | BLACK |
| 200XC-W 08-16                   | 0222-0536 | ORANGE | 0222-0543 | BLACK |
| 250EXC-F 08-22                  | 0222-0536 | ORANGE | 0222-0543 | BLACK |
| 250SX 03-12                     | 0222-0536 | ORANGE | 0222-0543 | BLACK |
| 250SX 13-22                     | 0222-0538 | ORANGE | 0222-0544 | BLACK |
| 250SX-F 03-12                   | 0222-0536 | ORANGE | 0222-0543 | BLACK |
| 250SX-F 13-22                   | 0222-0538 | ORANGE | 0222-0544 | BLACK |
| 250XC 08-12                     | 0222-0536 | ORANGE | 0222-0543 | BLACK |
| 250EXC TPI 18-22                | 0222-0538 | ORANGE | 0222-0544 | BLACK |
| 250XC 13-19                     | 0222-0538 | ORANGE | 0222-0544 | BLACK |
| 250 XC TPI 20-21                | 0222-0536 | ORANGE | 0222-0543 | BLACK |
| 250XC-F 08-12                   | 0222-0536 | ORANGE | 0222-0543 | BLACK |
| 250XC-F 13-21                   | 0222-0538 | ORANGE | 0222-0544 | BLACK |
| 250XCF-W 08-15                  | 0222-0536 | ORANGE | 0222-0543 | BLACK |
| 250EXC-F 17-19                  | 0222-0538 | ORANGE | 0222-0544 | BLACK |
| 250XC-W 08-18                   | 0222-0536 | ORANGE | 0222-0543 | BLACK |
| 250 XC-W TPI 18-21              | 0222-0536 | ORANGE | 0222-0543 | BLACK |
| 250F FREERIDE 14-17             | 0222-0536 | ORANGE | 0222-0543 | BLACK |
| 250R FREERIDE 18-19             | 0222-0536 | ORANGE | 0222-0543 | BLACK |
| 300XC 08-12                     | 0222-0536 | ORANGE | 0222-0543 | BLACK |
| 300XC 13-18                     | 0222-0538 | ORANGE | 0222-0544 | BLACK |
| 300 XC TPI 20-21                | 0222-0536 | ORANGE | 0222-0543 | BLACK |
| 300EXC 08-17                    | 0222-0538 | ORANGE | 0222-0544 | BLACK |

| FAST REAR WHEEL SPACERS (CON'T) |           |        |           |       |
|---------------------------------|-----------|--------|-----------|-------|
| MAKE/MODEL/YEAR                 | PART #    | COLOR  | PART #    | COLOR |
| <b>KTM (CON'T)</b>              |           |        |           |       |
| 300EXC TPI 18-22                | 0222-0538 | ORANGE | 0222-0544 | BLACK |
| 300XC-W 08-18                   | 0222-0536 | ORANGE | 0222-0543 | BLACK |
| 300 XC-W TPI 19-21              | 0222-0536 | ORANGE | 0222-0543 | BLACK |
| 350EXC-F 12-22                  | 0222-0536 | ORANGE | 0222-0543 | BLACK |
| 350SX-F 03-12                   | 0222-0536 | ORANGE | 0222-0543 | BLACK |
| 350SX-F 13-22                   | 0222-0538 | ORANGE | 0222-0544 | BLACK |
| 350XC-F 11-12                   | 0222-0536 | ORANGE | 0222-0543 | BLACK |
| 350 XC-F 13-21                  | 0222-0538 | ORANGE | 0222-0544 | BLACK |
| 350XCF-W 12-16                  | 0222-0536 | ORANGE | 0222-0543 | BLACK |
| 350F FREERIDE 12-19             | 0222-0536 | ORANGE | 0222-0543 | BLACK |
| 400EXC 09-11                    | 0222-0536 | ORANGE | 0222-0543 | BLACK |
| 400XC-W 09-10                   | 0222-0536 | ORANGE | 0222-0543 | BLACK |
| 450EXC-F 18-22                  | 0222-0536 | ORANGE | 0222-0543 | BLACK |
| 450SX-F 03-12                   | 0222-0536 | ORANGE | 0222-0543 | BLACK |
| 450SX-F 13-22                   | 0222-0538 | ORANGE | 0222-0544 | BLACK |
| 450XC-F 15-21                   | 0222-0538 | ORANGE | 0222-0544 | BLACK |
| 450XC-W 12-16                   | 0222-0536 | ORANGE | 0222-0543 | BLACK |
| 500EXC-F 18-22                  | 0222-0536 | ORANGE | 0222-0543 | BLACK |
| 500 XC-W 12-16                  | 0222-0536 | ORANGE | 0222-0543 | BLACK |
| 500 XC-W 20-21                  | 0222-0536 | ORANGE | 0222-0543 | BLACK |
| 505XC-F 08-09                   | 0222-0536 | ORANGE | 0222-0543 | BLACK |
| <b>SUZUKI</b>                   |           |        |           |       |
| RMZ250 08-22                    | 0222-0540 | YELLOW | 0222-0548 | BLACK |
| RMZ450 08-22                    | 0222-0540 | YELLOW | 0222-0548 | BLACK |
| <b>YAMAHA</b>                   |           |        |           |       |
| YZ125 03-22                     | 0222-0533 | BLUE   | 0222-0547 | BLACK |
| YZ125X 20-22                    | 0222-0533 | BLUE   | 0222-0547 | BLACK |
| YZ250 03-22                     | 0222-0533 | BLUE   | 0222-0547 | BLACK |
| YZ250X 16-22                    | 0222-0533 | BLUE   | 0222-0547 | BLACK |
| YZ250F 06-08                    | 0222-0533 | BLUE   | 0222-0547 | BLACK |
| YZ250F 09-22                    | 0222-0532 | BLUE   | 0222-0546 | BLACK |
| YZ250FX 15-22                   | 0222-0533 | BLUE   | 0222-0547 | BLACK |
| YZ450F 03-08                    | 0222-0533 | BLUE   | 0222-0547 | BLACK |
| YZ450F 09-22                    | 0222-0532 | BLUE   | 0222-0546 | BLACK |
| YZ450X 16-22                    | 0222-0533 | BLUE   | 0222-0547 | BLACK |
| WR250F 06-20                    | 0222-0533 | BLUE   | 0222-0547 | BLACK |
| WR450F 06-22                    | 0222-0533 | BLUE   | 0222-0547 | BLACK |

APPAREL

HELMETS & GOGGLES

RIDER ARMOR

OUTERWEAR

YOUTH

LUGGAGE & PACKS

BIKE BODY

BIKE CONTROLS

BIKE SUSPENSION

BIKE BRAKING

BIKE DRIVE

BIKE BEARINGS

BIKE ENGINE

BIKE ELECTRICAL

BIKE EXHAUST

BIKE WHEELS

BICYCLE

GARAGE & PROMO

SIZING CHART



RACHAEL ARCHER, LIAM DRAPER, RICKY RUSSELL



**WHEEL SPACERS \$5<sup>95</sup> - \$34<sup>95</sup>**

- Replace or upgrade OEM wheel spacers with these durable parts
- Water and dirt grind between wheel bearing seals and soft OEM aluminum wheel spacers, which creates grooves and allows for bearing contamination
- Moose Racing® wheel spacers feature hardened steel contact surfaces that makes for a tight seal that will last for years
- Our spacers are made from either anodized aluminum with a press fit - hardened steel shell, or solid - hardened and ground bearing steel, depending on application
- Upgrade to Moose Racing® wheel spacers when you replace damaged wheel bearings

| WHEEL SPACERS            |                        |                        |  |
|--------------------------|------------------------|------------------------|--|
| MAKE/MODEL/YEAR          | FRONT PART #           | REAR PART #            |  |
| <b>GAS GAS</b>           |                        |                        |  |
| MC85 21-22               | 0222-0572 <sup>1</sup> | 0222-0122 <sup>1</sup> |  |
| MC125 21-22              | 0222-0451 <sup>1</sup> | 0222-0439 <sup>1</sup> |  |
| EX250F 21-22             | 0222-0451 <sup>1</sup> | 0222-0439 <sup>1</sup> |  |
| MC250F 21-22             | 0222-0451 <sup>1</sup> | 0222-0439 <sup>1</sup> |  |
| EC300 21-22              | 0222-0451 <sup>1</sup> | 0222-0439 <sup>1</sup> |  |
| EX300 21-22              | 0222-0451 <sup>1</sup> | 0222-0439 <sup>1</sup> |  |
| EX350F 21-22             | 0222-0451 <sup>1</sup> | 0222-0439 <sup>1</sup> |  |
| EX450F 21-22             | 0222-0451 <sup>1</sup> | 0222-0439 <sup>1</sup> |  |
| MC450F 21-22             | 0222-0451 <sup>1</sup> | 0222-0439 <sup>1</sup> |  |
| <b>HONDA</b>             |                        |                        |  |
| CR80R 96-02              | -                      | 0222-0055              |  |
| CR80RB 96-02             | -                      | 0222-0055              |  |
| CR85R/RB 03-07           | -                      | 0222-0055              |  |
| CR125R 88-91             | -                      | 0222-0056 <sup>1</sup> |  |
| CR125R 92-94             | -                      | 0222-0056 <sup>1</sup> |  |
| CR125R 95                | -                      | 0222-0057 <sup>1</sup> |  |
| CR125R 96-99             | 0222-0047              | 0222-0057 <sup>1</sup> |  |
| CR125R 00-01             | 0222-0047              | 0222-0058 <sup>1</sup> |  |
| CR125R 02-07             | 0222-0048              | 0222-0058              |  |
| CRF150F 03-17            | -                      | -                      |  |
| CRF230F 19               | 0222-0570              | -                      |  |
| CR250R 88-94             | -                      | 0222-0056 <sup>1</sup> |  |
| CR250R 95                | -                      | 0222-0057 <sup>1</sup> |  |
| CR250R 96-99             | 0222-0047              | 0222-0057 <sup>1</sup> |  |
| CR250R 00-01             | 0222-0047              | 0222-0058 <sup>1</sup> |  |
| CR250R 02-07             | 0222-0048              | 0222-0058 <sup>1</sup> |  |
| CRF250L 13-20            | -                      | 0222-0501              |  |
| CRF250L ABS 17-20        | -                      | 0222-0501              |  |
| CRF250LR RALLY 17-20     | -                      | 0222-0501              |  |
| CRF250LR RALLY ABS 17-20 | -                      | 0222-0501              |  |
| CRF250R 04-22            | 0222-0048              | 0222-0058 <sup>1</sup> |  |
| CRF250X 04-17            | 0222-0050              | 0222-0058 <sup>1</sup> |  |
| CRF250RX 19-20           | 0222-0048              | 0222-0058 <sup>1</sup> |  |
| CRF300L 21               | -                      | 0222-0501              |  |
| CRF300L ABS 21           | -                      | 0222-0501              |  |
| CRF300LR 21              | -                      | 0222-0501              |  |
| CRF300LR ABS 21          | -                      | 0222-0501              |  |
| CRF450R 02-22            | 0222-0048              | 0222-0058 <sup>1</sup> |  |
| CRF450RWE 19-22          | 0222-0048              | 0222-0058 <sup>1</sup> |  |
| CRF450RX 17-22           | 0222-0048              | 0222-0058 <sup>1</sup> |  |

| WHEEL SPACERS (CON'T)                |                        |                        |  |
|--------------------------------------|------------------------|------------------------|--|
| MAKE/MODEL/YEAR                      | FRONT PART #           | REAR PART #            |  |
| <b>HONDA (CON'T)</b>                 |                        |                        |  |
| CRF450X 05-17                        | -                      | 0222-0058 <sup>1</sup> |  |
| CRF450X 19-22                        | 0222-0048              | 0222-0058 <sup>1</sup> |  |
| CRF450L 19-21                        | 0222-0048              | 0222-0058 <sup>1</sup> |  |
| CR500R 88-91                         | -                      | 0222-0056 <sup>1</sup> |  |
| CR500R 92-94                         | -                      | 0222-0056 <sup>1</sup> |  |
| CR500R 95                            | -                      | 0222-0056 <sup>1</sup> |  |
| CR500R 96-01                         | 0222-0047              | 0222-0056 <sup>1</sup> |  |
| <b>HUSABERG</b>                      |                        |                        |  |
| FE250 13-14                          | 0222-0125              | 0222-0122 <sup>1</sup> |  |
| TE250 11-14                          | 0222-0125              | 0222-0122 <sup>1</sup> |  |
| TE300 11-14                          | 0222-0125              | 0222-0122 <sup>1</sup> |  |
| FE350 13-14                          | 0222-0125              | 0222-0122 <sup>1</sup> |  |
| 390FE 10-11                          | 0222-0125              | 0222-0122 <sup>1</sup> |  |
| 450FC 04-05                          | 0222-0125              | 0222-0122 <sup>1</sup> |  |
| 450FE 04-11                          | 0222-0125              | 0222-0122 <sup>1</sup> |  |
| 450FS 04                             | 0222-0125              | -                      |  |
| 450FS-C 05-06                        | 0222-0125              | 0222-0122 <sup>1</sup> |  |
| 450FS-E 04-08                        | 0222-0125              | -                      |  |
| 450FX 10-11                          | 0222-0125              | 0222-0122 <sup>1</sup> |  |
| FE450 14                             | 0222-0125              | 0222-0122 <sup>1</sup> |  |
| FE501 13-14                          | 0222-0125              | 0222-0122 <sup>1</sup> |  |
| 550FE 07-08                          | 0222-0125              | 0222-0122 <sup>1</sup> |  |
| 550FS-E 07                           | 0222-0125              | -                      |  |
| 570FE 09-11                          | 0222-0125              | 0222-0122 <sup>1</sup> |  |
| 570FS 10-11                          | 0222-0125              | 0222-0122 <sup>1</sup> |  |
| 650FC 04-05                          | 0222-0125              | 0222-0122 <sup>1</sup> |  |
| 650FE 04-08                          | 0222-0125              | 0222-0122 <sup>1</sup> |  |
| 650FS-C 04                           | 0222-0125              | -                      |  |
| 650FS-C 05-06                        | 0222-0125              | 0222-0122 <sup>1</sup> |  |
| 650FS-C 07                           | 0222-0125              | -                      |  |
| 650FS-C 08                           | 0222-0125              | 0222-0122 <sup>1</sup> |  |
| 650FS-E 04-07                        | 0222-0125              | -                      |  |
| 650FS-E 08                           | 0222-0125              | 0222-0122 <sup>1</sup> |  |
| <b>HUSQVARNA</b>                     |                        |                        |  |
| TC 85 14-21                          | 0222-0572 <sup>1</sup> | 0222-0122 <sup>1</sup> |  |
| TC85 BW 20                           | 0222-0572 <sup>1</sup> | 0222-0122 <sup>1</sup> |  |
| TC 125 14                            | 0222-0125              | 0222-0122 <sup>1</sup> |  |
| TC 125 15                            | 0222-0451 <sup>1</sup> | 0222-0122 <sup>1</sup> |  |
| TC 125 16-19                         | 0222-0451 <sup>1</sup> | 0222-0439 <sup>1</sup> |  |
| TE 125 15-16                         | 0222-0125              | 0222-0122 <sup>1</sup> |  |
| TE 150 17-19                         | 0222-0451 <sup>1</sup> | 0222-0122 <sup>1</sup> |  |
| TE150 I 20-22                        | 0222-0451 <sup>1</sup> | 0222-0122 <sup>1</sup> |  |
| FC 250 14                            | 0222-0125              | 0222-0122 <sup>1</sup> |  |
| FC 250 15-22                         | 0222-0451 <sup>1</sup> | 0222-0439 <sup>1</sup> |  |
| FE 250 14-20                         | 0222-0451 <sup>1</sup> | 0222-0122 <sup>1</sup> |  |
| TC 250 14                            | 0222-0125              | 0222-0122 <sup>1</sup> |  |
| TC 250 15-16                         | 0222-0451 <sup>1</sup> | 0222-0122 <sup>1</sup> |  |
| TC 250 17-21                         | 0222-0451 <sup>1</sup> | 0222-0439 <sup>1</sup> |  |
| TE 250 16-15                         | 0222-0125              | 0222-0122 <sup>1</sup> |  |
| TE 250 17-18                         | 0222-0451 <sup>1</sup> | 0222-0439 <sup>1</sup> |  |
| TE250I 19-22                         | 0222-0451 <sup>1</sup> | 0222-0122 <sup>1</sup> |  |
| TE 300 14-15                         | 0222-0125              | 0222-0122 <sup>1</sup> |  |
| TE 300 16-18                         | 0222-0451 <sup>1</sup> | 0222-0122 <sup>1</sup> |  |
| TE300 I 19-20                        | 0222-0451 <sup>1</sup> | 0222-0122 <sup>1</sup> |  |
| TX 300 17-19                         | 0222-0451 <sup>1</sup> | 0222-0122 <sup>1</sup> |  |
| TX300 I 20-22                        | 0222-0451 <sup>1</sup> | 0222-0439 <sup>1</sup> |  |
| FC 350 14                            | 0222-0125              | 0222-0122 <sup>1</sup> |  |
| FC 350 15                            | 0222-0451 <sup>1</sup> | 0222-0122 <sup>1</sup> |  |
| FC 350 16-20                         | 0222-0451 <sup>1</sup> | 0222-0439 <sup>1</sup> |  |
| FE 350 14-18                         | 0222-0125              | 0222-0122 <sup>1</sup> |  |
| FE 350 19-22                         | 0222-0451 <sup>1</sup> | 0222-0122 <sup>1</sup> |  |
| FE 350S 15-16                        | 0222-0125              | 0222-0122 <sup>1</sup> |  |
| FE350 S 20-22                        | 0222-0451 <sup>1</sup> | 0222-0122 <sup>1</sup> |  |
| FX 350 17-18                         | 0222-0125              | 0222-0122 <sup>1</sup> |  |
| FX 350 19-20                         | 0222-0451 <sup>1</sup> | 0222-0439 <sup>1</sup> |  |
| FC 450 14                            | 0222-0125              | 0222-0122 <sup>1</sup> |  |
| FC 450 16-22                         | 0222-0451 <sup>1</sup> | 0222-0439 <sup>1</sup> |  |
| <b>FC 450 ROCKSTAR EDITION 18-19</b> |                        |                        |  |
| FE 450 14-16                         | 0222-0125              | 0222-0122 <sup>1</sup> |  |
| FE 450 17-18                         | 0222-0451 <sup>1</sup> | 0222-0439 <sup>1</sup> |  |
| FE 450 19-20                         | 0222-0451 <sup>1</sup> | 0222-0122 <sup>1</sup> |  |
| FS 450 18                            | -                      | 0222-0439 <sup>1</sup> |  |
| FS450 20                             | 0222-0451 <sup>1</sup> | 0222-0439 <sup>1</sup> |  |
| FX 450 17-22                         | 0222-0451 <sup>1</sup> | 0222-0439 <sup>1</sup> |  |
| FE 501 14-16                         | 0222-0125              | 0222-0122 <sup>1</sup> |  |

| WHEEL SPACERS (CON'T)    |                        |                        |  |
|--------------------------|------------------------|------------------------|--|
| MAKE/MODEL/YEAR          | FRONT PART #           | REAR PART #            |  |
| <b>HUSQVARNA (CON'T)</b> |                        |                        |  |
| FE 501 17                | 0222-0451 <sup>1</sup> | 0222-0122 <sup>1</sup> |  |
| FE 501 18                | 0222-0451 <sup>1</sup> | 0222-0439 <sup>1</sup> |  |
| FE501 19-22              | 0222-0451 <sup>1</sup> | 0222-0122 <sup>1</sup> |  |
| FE 501S 15-16            | 0222-0125              | 0222-0122 <sup>1</sup> |  |
| FE501S 20-22             | 0222-0451 <sup>1</sup> | 0222-0122 <sup>1</sup> |  |
| 701 ENDURO 16-20         | 0222-0125              | -                      |  |
| <b>KAWASAKI</b>          |                        |                        |  |
| KX80 98-00               | 0222-0571              | 0222-0078              |  |
| KX85 01-21               | 0222-0068              | 0222-0078              |  |
| KX85 BIG WHEEL 01-18     | 0222-0068              | 0222-0078              |  |
| KX100 97-21              | 0222-0068              | 0222-0078              |  |
| KLX110 02-22             | 0222-0066              | 0222-0079              |  |
| KLX110L 10-22            | 0222-0066              | 0222-0079              |  |
| KX112 22                 | 0222-0068              | 0222-0078              |  |
| KLX125 03-06             | -                      | 0222-0080              |  |
| KLX125L 03-06            | -                      | 0222-0080              |  |
| KX125 97-02              | -                      | 0222-0083              |  |
| KX125 03                 | -                      | 0222-0084 <sup>1</sup> |  |
| KX125 04-05              | -                      | 0222-0084 <sup>1</sup> |  |
| KDX200 87-88             | 0222-0073              | -                      |  |
| KDX200 89-06             | 0222-0073              | -                      |  |
| KDX220 97-05             | 0222-0073              | -                      |  |
| KDX250 91-94             | 0222-0073              | -                      |  |
| KLX250R 94-96            | 0222-0073              | -                      |  |
| KLX250S 06-07            | 0222-0073              | -                      |  |
| KX250 89                 | -                      | -                      |  |
| KX250 97-02              | -                      | 0222-0083              |  |
| KX250 03                 | -                      | 0222-0084 <sup>1</sup> |  |
| KX250 04-05              | -                      | 0222-0084 <sup>1</sup> |  |
| KX250 06-07              | 0222-0074              | 0222-0084 <sup>1</sup> |  |
| KX250F 04-05             | -                      | 0222-0084 <sup>1</sup> |  |
| KX250F 06-20             | 0222-0074              | 0222-0084 <sup>1</sup> |  |
| KX250 21-22              | 0222-0584              | 0222-0084 <sup>1</sup> |  |
| KX250 / X 21-22          | 0222-0584              | 0222-0084 <sup>1</sup> |  |
| KLX300(R) 97-07          | 0222-0569              | -                      |  |
| KLX400R 03-04            | 0222-0099              | 0222-0090 <sup>1</sup> |  |
| KLX400SR 03-04           | 0222-0099              | 0222-0090 <sup>1</sup> |  |
| KLX450R 08-09            | -                      | 0222-0084 <sup>1</sup> |  |
| KLX450 R (AUS) 19        | -                      | 0222-0084 <sup>1</sup> |  |
| KX450F 06-18             | 0222-0074              | 0222-0084 <sup>1</sup> |  |
| KX450F 19-22             | 0222-0584              | 0222-0084 <sup>1</sup> |  |
| KX450 / X 21-22          | 0222-0584              | 0222-0084 <sup>1</sup> |  |
| KX500 97-04              | -                      | 0222-0083              |  |
| KLX650 C 93-96           | 0222-0073              | -                      |  |
| KLX650D1 96              | 0222-0073              | -                      |  |
| KLX650R 93-95            | 0222-0073              | -                      |  |
| KLX650R 96               | 0222-0073              | -                      |  |
| <b>KTM</b>               |                        |                        |  |
| SX 85 03-22              | 0222-0572 <sup>1</sup> | 0222-0122 <sup>1</sup> |  |
| SX85 BW 13-22            | 0222-0572 <sup>1</sup> | 0222-0122 <sup>1</sup> |  |
| SXS 85 13-14             | -                      | 0222-0122 <sup>1</sup> |  |
| XC 85 08-09              | -                      | 0222-0122 <sup>1</sup> |  |
| SX 105 06-11             | -                      | 0222-0122 <sup>1</sup> |  |
| XC 105 08-09             | -                      | 0222-0122 <sup>1</sup> |  |
| EGS 125 93-99            | -                      | 0222-0122 <sup>1</sup> |  |
| EXC 125 93-99            | -                      | 0222-0122 <sup>1</sup> |  |
| EXC 125 00-02            | -                      | 0222-0122 <sup>1</sup> |  |
| EXC 125 03-09            | 0222-0125              | 0222-0122 <sup>1</sup> |  |
| EXE 125 00-01            | -                      | 0222-0122 <sup>1</sup> |  |
| SX 125 93-02             | -                      | 0222-0122 <sup>1</sup> |  |
| SX 125 03-12             | 0222-0125              | 0222-0122 <sup>1</sup> |  |
| SX 125 13-14             | 0222-0125              | 0222-0439 <sup>1</sup> |  |
| SX 125 15-22             | 0222-0451 <sup>1</sup> | 0222-0439 <sup>1</sup> |  |
| XC125 21-22              | 0222-0451 <sup>1</sup> | 0222-0439 <sup>1</sup> |  |
| SXS 125 04               | 0222-0125              | 0222-0122 <sup>1</sup> |  |
| SX 144 07-08             | 0222-0125              | 0222-0122 <sup>1</sup> |  |
| SX 150 09-12             | 0222-0125              | 0222-0122 <sup>1</sup> |  |
| SX 150 13-14             | 0222-0125              | 0222-0439 <sup>1</sup> |  |
| SX 150 15-22             | 0222-0451 <sup>1</sup> | 0222-0439 <sup>1</sup> |  |
| XC 150 10-12             | 0222-0125              | 0222-0122 <sup>1</sup> |  |
| XC 150 13-14             | 0222-0125              | 0222-0439 <sup>1</sup> |  |
| XC-W 150 17-19           | 0222-0451 <sup>1</sup> | 0222-0122 <sup>1</sup> |  |
| XC-W 150 TPI 20-22       | 0222-0451 <sup>1</sup> | 0222-0122 <sup>1</sup> |  |
| EGS 200 98-99            | -                      | 0222-0122 <sup>1</sup> |  |
| EXC 200 98-99            | -                      | 0222-0122 <sup>1</sup> |  |

| WHEEL SPACERS (CON'T)       |                        |                        |
|-----------------------------|------------------------|------------------------|
| MAKE/MODEL/YEAR             | FRONT PART #           | REAR PART #            |
| <b>KTM (CON'T)</b>          |                        |                        |
| EXC 200 00-02               | -                      | 0222-0122 <sup>1</sup> |
| EXC 200 03-05               | 0222-0125              | 0222-0122 <sup>1</sup> |
| MXC 200 98-02               | -                      | 0222-0122 <sup>1</sup> |
| MXC 200 03                  | 0222-0125              | 0222-0122 <sup>1</sup> |
| SX 200 00-02                | -                      | 0222-0122 <sup>1</sup> |
| SX 200 03-04                | 0222-0125              | 0222-0122 <sup>1</sup> |
| XC 200 06-09                | 0222-0125              | 0222-0122 <sup>1</sup> |
| XC-W 200 06-15              | 0222-0125              | 0222-0122 <sup>1</sup> |
| XC-W 200 16                 | 0222-0451 <sup>1</sup> | 0222-0122 <sup>1</sup> |
| EGS 250 94-99               | -                      | 0222-0122 <sup>1</sup> |
| EXC 250 94-99               | -                      | 0222-0122 <sup>1</sup> |
| EXC 250 00-02               | -                      | 0222-0122 <sup>1</sup> |
| EXC 250 03-05               | 0222-0125              | 0222-0122 <sup>1</sup> |
| EXC-F 250 17-19             | 0222-0451 <sup>1</sup> | 0222-0122 <sup>1</sup> |
| EXC-G 250 RACING 02         | -                      | 0222-0122 <sup>1</sup> |
| EXC-G 250 RACING 03-05      | 0222-0125              | 0222-0122 <sup>1</sup> |
| FREERIDE 250F 15-20         | 0222-0572 <sup>1</sup> | 0222-0122              |
| FREERIDE 250 R 15-17        | -                      | 0222-0122 <sup>1</sup> |
| MXC 250 98-01               | -                      | 0222-0122 <sup>1</sup> |
| SX 250 94-02                | -                      | 0222-0122 <sup>1</sup> |
| SX 250 03-12                | 0222-0125              | 0222-0122 <sup>1</sup> |
| SX 250 13-14                | 0222-0125              | 0222-0439 <sup>1</sup> |
| SX 250 15-22                | 0222-0451 <sup>1</sup> | 0222-0439 <sup>1</sup> |
| SX-F 250 05-12              | 0222-0125              | 0222-0122 <sup>1</sup> |
| SX-F 250 13-14              | 0222-0125              | 0222-0439 <sup>1</sup> |
| SX-F 250 15-22              | 0222-0451 <sup>1</sup> | 0222-0439 <sup>1</sup> |
| 250 SX-F FACTORY EDITION 15 | 0222-0451 <sup>1</sup> | 0222-0439 <sup>1</sup> |
| SXS 250 01                  | -                      | 0222-0122 <sup>1</sup> |
| SXS 250 03-04               | 0222-0125              | 0222-0122 <sup>1</sup> |
| XC 250 06-12                | 0222-0125              | 0222-0122 <sup>1</sup> |
| XC 250 13-14                | 0222-0125              | 0222-0439 <sup>1</sup> |
| XC 250 15-18                | 0222-0451 <sup>1</sup> | 0222-0439 <sup>1</sup> |
| XC 250 TPI 20-22            | 0222-0451 <sup>1</sup> | 0222-0439 <sup>1</sup> |
| XC-F 250 07-12              | 0222-0125              | 0222-0122 <sup>1</sup> |
| XC-F 250 13-14              | 0222-0125              | 0222-0439 <sup>1</sup> |
| XC-F 250 15-22              | 0222-0451 <sup>1</sup> | 0222-0439 <sup>1</sup> |
| XC-FW 250 06-15             | 0222-0125              | 0222-0122 <sup>1</sup> |
| XC-FW 250 16                | 0222-0451 <sup>1</sup> | 0222-0122 <sup>1</sup> |
| XC-W 250 06-16              | 0222-0125              | 0222-0122 <sup>1</sup> |
| XC-W 250 17-18              | 0222-0451 <sup>1</sup> | 0222-0122 <sup>1</sup> |
| XC-W 250 TPI 18-22          | 0222-0451 <sup>1</sup> | 0222-0122 <sup>1</sup> |
| EGS 300 94-99               | -                      | 0222-0122 <sup>1</sup> |
| EXC 300 94-99               | -                      | 0222-0122 <sup>1</sup> |
| EXC 300 00-02               | -                      | 0222-0122 <sup>1</sup> |
| EXC 300 03-05               | 0222-0125              | 0222-0122 <sup>1</sup> |
| MXC 300 94-02               | -                      | 0222-0122 <sup>1</sup> |
| MXC 300 03-05               | 0222-0125              | 0222-0122 <sup>1</sup> |
| SX 300 94                   | -                      | 0222-0122 <sup>1</sup> |
| XC 300 06-12                | 0222-0125              | 0222-0122 <sup>1</sup> |
| XC 300 13-14                | 0222-0125              | 0222-0439 <sup>1</sup> |
| XC 300 15-18                | 0222-0451 <sup>1</sup> | 0222-0439 <sup>1</sup> |
| XC-W 300 06-15              | 0222-0125              | 0222-0122 <sup>1</sup> |
| XC-W 300 16                 | 0222-0451 <sup>1</sup> | 0222-0122 <sup>1</sup> |
| XC-W 300 17-19              | 0222-0451 <sup>1</sup> | 0222-0439 <sup>1</sup> |
| XC-W 300 TPI 20-22          | 0222-0451 <sup>1</sup> | 0222-0439 <sup>1</sup> |
| XC-W 300 SIX DAYS 15        | 0222-0125              | 0222-0122 <sup>1</sup> |
| XC-W 300 SIX DAYS 16        | 0222-0451 <sup>1</sup> | 0222-0122 <sup>1</sup> |
| XC-W 300 SIX DAYS 17-18     | 0222-0451 <sup>1</sup> | 0222-0439 <sup>1</sup> |
| XC-W 300 TPI SIX DAYS 20    | 0222-0451 <sup>1</sup> | 0222-0439 <sup>1</sup> |
| XC-W 300 TPI ERZBERODEO 20  | 0222-0451 <sup>1</sup> | 0222-0439 <sup>1</sup> |
| FREERIDE 350 (EURO) 15      | -                      | 0222-0122 <sup>1</sup> |
| EXC-F 350 12-15             | 0222-0125              | 0222-0122 <sup>1</sup> |
| EXC-F 350 16-22             | 0222-0451 <sup>1</sup> | 0222-0122 <sup>1</sup> |
| SX-F 350 11-12              | 0222-0125              | 0222-0122 <sup>1</sup> |
| SX-F 350 13-14              | 0222-0125              | 0222-0439 <sup>1</sup> |
| SX-F 350 15-22              | 0222-0451 <sup>1</sup> | 0222-0439 <sup>1</sup> |
| XC-F 350 11-12              | 0222-0125              | 0222-0122 <sup>1</sup> |

| WHEEL SPACERS (CON'T)          |                        |                        |
|--------------------------------|------------------------|------------------------|
| MAKE/MODEL/YEAR                | FRONT PART #           | REAR PART #            |
| <b>KTM (CON'T)</b>             |                        |                        |
| XC-F 350 13-14                 | 0222-0125              | 0222-0439 <sup>1</sup> |
| XC-F 350 15-22                 | 0222-0451 <sup>1</sup> | 0222-0439 <sup>1</sup> |
| XC-FW 350 12-15                | 0222-0125              | 0222-0122 <sup>1</sup> |
| XC-FW 350 16                   | 0222-0451 <sup>1</sup> | 0222-0122 <sup>1</sup> |
| XC-FW 350 SIX DAYS 15          | 0222-0125              | 0222-0122 <sup>1</sup> |
| XC-FW 350 SIX DAYS 16          | 0222-0451 <sup>1</sup> | 0222-0122 <sup>1</sup> |
| EGS 360 96-97                  | -                      | 0222-0122 <sup>1</sup> |
| EXC 360 96-97                  | -                      | 0222-0122 <sup>1</sup> |
| MXC 360 96-97                  | -                      | 0222-0122 <sup>1</sup> |
| SX 360 96-97                   | -                      | 0222-0122 <sup>1</sup> |
| EGS 380 98-99                  | -                      | 0222-0122 <sup>1</sup> |
| EXC 380 98-99                  | -                      | 0222-0122 <sup>1</sup> |
| EXC 380 00-02                  | -                      | 0222-0122 <sup>1</sup> |
| MXC 380 98-01                  | -                      | 0222-0122 <sup>1</sup> |
| SX 380 98-02                   | -                      | 0222-0122 <sup>1</sup> |
| EXC 400 94                     | -                      | 0222-0122 <sup>1</sup> |
| EXC 400 00-02                  | -                      | 0222-0122 <sup>1</sup> |
| EXC-G 400 04-06                | 0222-0125              | 0222-0122 <sup>1</sup> |
| MXC 400 01-02                  | -                      | 0222-0122 <sup>1</sup> |
| SC 400 00                      | -                      | 0222-0122 <sup>1</sup> |
| SX 400 98-02                   | -                      | 0222-0122 <sup>1</sup> |
| SXC 400 97                     | -                      | 0222-0122 <sup>1</sup> |
| SXC 400 00                     | -                      | 0222-0122 <sup>1</sup> |
| TXC 400 98                     | -                      | 0222-0122 <sup>1</sup> |
| XC-W 400 07                    | -                      | 0222-0122 <sup>1</sup> |
| XC-W 400 09-10                 | 0222-0125              | 0222-0122 <sup>1</sup> |
| EXC 440 94-95                  | -                      | 0222-0122 <sup>1</sup> |
| MXC 440 94                     | -                      | 0222-0122 <sup>1</sup> |
| SX 440 94                      | -                      | 0222-0122 <sup>1</sup> |
| EXC 450 03-11                  | 0222-0125              | 0222-0122 <sup>1</sup> |
| EXC-F 450 SIX DAYS 17-19       | 0222-0451 <sup>1</sup> | 0222-0122 <sup>1</sup> |
| EXC-G 450 03-07                | 0222-0125              | 0222-0122 <sup>1</sup> |
| EXC-R 450 08                   | 0222-0125              | 0222-0122 <sup>1</sup> |
| MXC-G 450 03-05                | 0222-0125              | 0222-0122 <sup>1</sup> |
| SMR 450 05-07                  | 0222-0125              | 0222-0122 <sup>1</sup> |
| SMS 450 03-04                  | -                      | 0222-0122 <sup>1</sup> |
| SX 450 03-06                   | 0222-0125              | 0222-0122 <sup>1</sup> |
| SX-F 450 07-12                 | 0222-0125              | 0222-0122 <sup>1</sup> |
| SX-F 450 13-14                 | 0222-0125              | 0222-0439 <sup>1</sup> |
| SX-F 450 15-22                 | 0222-0451 <sup>1</sup> | 0222-0439 <sup>1</sup> |
| 450 SX-F FACTORY EDITION 15-21 | 0222-0451 <sup>1</sup> | 0222-0439 <sup>1</sup> |
| SXS 450 03-04                  | 0222-0125              | 0222-0122 <sup>1</sup> |
| XC 450 04-07                   | 0222-0125              | 0222-0122 <sup>1</sup> |
| XC-F 450 08-09                 | 0222-0125              | 0222-0122 <sup>1</sup> |
| XC-F 450 13-14                 | 0222-0125              | 0222-0439 <sup>1</sup> |
| XC-F 450 15-22                 | 0222-0451 <sup>1</sup> | 0222-0439 <sup>1</sup> |
| EXC-F 450 20                   | 0222-0451 <sup>1</sup> | 0222-0122 <sup>1</sup> |
| XC-W 450 10                    | 0222-0125              | 0222-0122 <sup>1</sup> |
| XCR-W 450 08                   | 0222-0125              | 0222-0122 <sup>1</sup> |
| XC-W 450 07-15                 | 0222-0125              | 0222-0122 <sup>1</sup> |
| XC-W 450 16                    | 0222-0451 <sup>1</sup> | 0222-0122 <sup>1</sup> |
| EXC 500 12-16                  | 0222-0125              | 0222-0122 <sup>1</sup> |
| EXC 500 SIX DAYS 16            | 0222-0451 <sup>1</sup> | 0222-0122 <sup>1</sup> |
| EXC-F 500 17-22                | 0222-0451 <sup>1</sup> | 0222-0122 <sup>1</sup> |
| EXC-F 500 SIX DAYS 20-22       | 0222-0451 <sup>1</sup> | 0222-0122 <sup>1</sup> |
| XC-FW 500 21-22                | 0222-0451 <sup>1</sup> | 0222-0122 <sup>1</sup> |
| XC-W 500 12-15                 | 0222-0125              | 0222-0122 <sup>1</sup> |
| XC-W 500 16                    | 0222-0451 <sup>1</sup> | 0222-0122 <sup>1</sup> |
| SX-F 505 08                    | 0222-0125              | 0222-0122 <sup>1</sup> |
| XC-F 505 08-09                 | 0222-0125              | 0222-0122 <sup>1</sup> |
| EXC 520 00-02                  | -                      | 0222-0122 <sup>1</sup> |
| MXC 520 01-02                  | -                      | 0222-0122 <sup>1</sup> |
| SX 520 00-02                   | -                      | 0222-0122 <sup>1</sup> |
| EXC 525 03-07                  | 0222-0125              | 0222-0122 <sup>1</sup> |
| MXC-G 525 03-05                | 0222-0125              | 0222-0122 <sup>1</sup> |
| SMR 525 05                     | 0222-0125              | 0222-0122 <sup>1</sup> |
| SX 525 03-06                   | 0222-0125              | 0222-0122 <sup>1</sup> |
| XC 525 06-07                   | 0222-0125              | 0222-0122 <sup>1</sup> |
| XC-W 525 07                    | 0222-0125              | 0222-0122 <sup>1</sup> |
| EXC 530 09-11                  | 0222-0125              | 0222-0122 <sup>1</sup> |
| EXC-R 530 08                   | 0222-0125              | 0222-0122 <sup>1</sup> |

| WHEEL SPACERS (CON'T)                   |              |                        |
|---|--------------|------------------------|
| MAKE/MODEL/YEAR                         | FRONT PART # | REAR PART #            |
| <b>KTM (CON'T)</b>                      |              |                        |
| XCR-W 530 08                            | 0222-0125    | 0222-0122 <sup>1</sup> |
| XC-W 530 09-11                          | 0222-0125    | 0222-0122 <sup>1</sup> |
| SXS 540 01-02                           | -            | 0222-0122 <sup>1</sup> |
| SXS 540 03-06                           | 0222-0125    | 0222-0122 <sup>1</sup> |
| MXC 550 94-96                           | -            | 0222-0122 <sup>1</sup> |
| SMR 560 06-07                           | 0222-0125    | 0222-0122 <sup>1</sup> |
| 620 TXC 98                              | -            | 0222-0122 <sup>1</sup> |
| EXC 620 94                              | -            | 0222-0122 <sup>1</sup> |
| SUPER MOTO 620 98                       | -            | 0222-0122 <sup>1</sup> |
| SX 620 97-99                            | -            | 0222-0122 <sup>1</sup> |
| SXC 620 97                              | -            | 0222-0122 <sup>1</sup> |
| TXC 620 98                              | -            | 0222-0122 <sup>1</sup> |
| SXC 625 03-05                           | -            | 0222-0122 <sup>1</sup> |
| 660 RALLY FACTORY REPL. 08-09           | 0222-0125    | -                      |
| ENDURO R 690 09-21                      | 0222-0125    | -                      |
| SMC 690 09-10                           | 0222-0125    | -                      |
| SUPERMOTO 690 07                        | 0222-0125    | -                      |
| ENDURO R 690 17-20                      | 0222-0125    | -                      |
| <b>SUZUKI</b>                           |              |                        |
| RM85 02-21                              | -            | 0222-0114              |
| RM85L 03-16                             | -            | 0222-0114              |
| DRZ110 03-06                            | -            | 0222-0079              |
| DR-Z125 03-21                           | -            | 0222-0080              |
| DR-Z125L 03-21                          | -            | 0222-0080              |
| RM125 96                                | -            | 0222-0090 <sup>1</sup> |
| RM125 97-99                             | -            | 0222-0090 <sup>1</sup> |
| RM125 00                                | -            | 0222-0091 <sup>1</sup> |
| RM125 01-08                             | -            | 0222-0091 <sup>1</sup> |
| RM250 96                                | -            | 0222-0090 <sup>1</sup> |
| RM250 97-99                             | -            | 0222-0090 <sup>1</sup> |
| RM250 00                                | -            | 0222-0091 <sup>1</sup> |
| RM250 01-08                             | -            | 0222-0091 <sup>1</sup> |
| RMZ250 04-06                            | -            | 0222-0084              |
| RMZ250 07-21                            | -            | 0222-0093              |
| DRZ400E 00-03                           | 0222-0099    | 0222-0090 <sup>1</sup> |
| DRZ400E CA MODEL CV CARB 04-07          | 0222-0099    | 0222-0090 <sup>1</sup> |
| DRZ400E NON-CA MODELS PUMPER CARB 04-07 | 0222-0099    | 0222-0090 <sup>1</sup> |
| DRZ400K 00-03                           | 0222-0099    | 0222-0090 <sup>1</sup> |
| DRZ400S 00-21                           | 0222-0099    | 0222-0090 <sup>1</sup> |
| DRZ400SM 05-21                          | 0222-0099    | 0222-0090 <sup>1</sup> |
| RMX450 10-11                            | -            | 0222-0093 <sup>1</sup> |
| RMX450Z 17                              | -            | 0222-0093 <sup>1</sup> |
| RMZ450 05-20                            | -            | 0222-0093 <sup>1</sup> |
| <b>YAMAHA</b>                           |              |                        |
| YZ 65 18-20                             | -            | 0222-0114              |
| YZ80 93-01                              | -            | 0222-0114              |
| YZ85 02-18                              | -            | 0222-0114              |
| YZ85 19-21                              | -            | 0222-0114              |
| TTR125 DRUM BRAKE 00-03                 | -            | 0222-0115              |
| TTR125E DRUM BRAKE 03-09                | -            | 0222-0115              |
| TTR125L DISC BRAKE 00-08                | -            | 0222-0115              |
| TTR125LE DISC BRAKE 03-22               | -            | 0222-0115              |
| YZ125 88                                | -            | 0222-0117 <sup>1</sup> |
| YZ125 91-98                             | -            | 0222-0117 <sup>1</sup> |
| YZ125 99-01                             | 0222-0108    | 0222-0118              |
| YZ125 02-07                             | 0222-0109    | 0222-0119              |
| YZ125 08-22                             | 0222-0134    | 0222-0119              |
| YZ125X 19-21                            | 0222-0134    | 0222-0119              |
| YZ125X 22                               | 0222-0134    | -                      |
| WR250 91-97                             | -            | 0222-0117 <sup>1</sup> |
| WR250F 01                               | -            | 0222-0118              |
| WR250F 15-19                            | -            | 0222-0119 <sup>1</sup> |
| WR250F 20-21                            | 0222-0495    | 0222-0119 <sup>1</sup> |
| YZ250 88                                | -            | 0222-0117 <sup>1</sup> |
| YZ250 91-98                             | -            | 0222-0117 <sup>1</sup> |
| YZ250 99-01                             | 0222-0108    | 0222-0118              |
| YZ250 02-07                             | 0222-0109    | 0222-0119 <sup>1</sup> |
| YZ250 08-21                             | 0222-0134    | 0222-0119 <sup>1</sup> |

CONTINUED ON NEXT PAGE

APPAREL

---

HELMETS & GOGGLES

---

RIDER ARMOR

---

OUTERWEAR

---

YOUTH

---

LUGGAGE & PACKS

---

BIKE BODY

---

BIKE CONTROLS

---

BIKE SUSPENSION

---

BIKE BRAKING

---

BIKE DRIVE

---

BIKE BEARINGS

---

BIKE ENGINE

---

BIKE ELECTRICAL

---

BIKE EXHAUST

---

BIKE WHEELS

---

BICYCLE

---

GARAGE & PROMO

---

SIZING CHART



| WHEEL SPACERS (CON'T) |                        |                        |
|-----------------------|------------------------|------------------------|
| MAKE/MODEL/YEAR       | FRONT PART #           | REAR PART #            |
| <b>YAMAHA (CON'T)</b> |                        |                        |
| YZ250 22              | 0222-0134              | -                      |
| YZ250F 01             | 0222-0108              | 0222-0118              |
| YZ250F 02-06          | 0222-0109              | 0222-0119 <sup>1</sup> |
| YZ250F 07-13          | 0222-0134              | 0222-0119 <sup>1</sup> |
| YZ250F 14-18          | 0222-0495 <sup>1</sup> | 0222-0145              |
| YZ250F 19-21          | 0222-0583              | 0222-145               |
| YZ250F 22             | 0222-0583              | -                      |
| YZ250FX 15-21         | 0222-0495 <sup>1</sup> | 0222-0119 <sup>1</sup> |
| YZ250X 16-21          | 0222-0134              | 0222-0119 <sup>1</sup> |
| YZ250X 22             | 0222-0134              | -                      |

| WHEEL SPACERS (CON'T) |              |                        |
|-----------------------|--------------|------------------------|
| MAKE/MODEL/YEAR       | FRONT PART # | REAR PART #            |
| <b>YAMAHA (CON'T)</b> |              |                        |
| WR400F 98             | -            | 0222-0117 <sup>1</sup> |
| WR400F 99-00          | -            | 0222-0118              |
| YZ400F 98             | 0222-0108    | 0222-0117 <sup>1</sup> |
| YZ400F 99             | 0222-0108    | 0222-0118              |
| WR426F 01             | -            | 0222-0118              |
| WR426F 02             | -            | 0222-0119 <sup>1</sup> |
| YZ426F 00-01          | 0222-0108    | 0222-0118              |
| YZ426F 02             | 0222-0109    | 0222-0119 <sup>1</sup> |
| WR450F 03-19          | -            | 0222-0119 <sup>1</sup> |
| WR450F 19-21          | -            | 0222-0119 <sup>1</sup> |

| WHEEL SPACERS (CON'T) |                        |                        |
|-----------------------|------------------------|------------------------|
| MAKE/MODEL/YEAR       | FRONT PART #           | REAR PART #            |
| <b>YAMAHA (CON'T)</b> |                        |                        |
| YZ450F 03-07          | 0222-0109              | 0222-0119 <sup>1</sup> |
| YZ450F 08-13          | 0222-0134              | 0222-0145              |
| YZ450F 14-18          | 0222-0495 <sup>1</sup> | 0222-0145              |
| YZ450F 19-21          | 0222-0583              | 0222-0145              |
| YZ450F 22             | 0222-0495              | -                      |
| YZ450FX 16-21         | 0222-0495 <sup>1</sup> | 0222-0119 <sup>1</sup> |
| YZ450FX 22            | 0222-0495              | -                      |

<sup>1</sup> USES HARD ANODIZED ALUMINUM SPACERS IN KIT



**TIRE WRAPS**

**\$84.95**

- The tire wrap is designed to prevent mud from filling in between knobs before the start of each race
- Wraps are designed to wrap around the tire then hook and loop closure holds the wrap in place over the tire and wheel
- Once you are at the starting area you can pull off the wraps exposing a fresh clean tire to maximize traction for the start of the event
- They come for both front and rear wheels and are designed to use with a standard motorcycle tire. (Do not use for ice tires to prolong life of tire wraps)

|              |                  |
|--------------|------------------|
| <b>BLACK</b> | <b>0220-0032</b> |
|--------------|------------------|



**ICE TIRE WRAP**

**\$56.95**

- Keep your ice screws sharp and protect your transporter with the most rugged tire wrap available
- Internal elastic cord form fits cover to tire shape to help protect screw heads from losing their competitive edge
- Metal grommets connect with heavy-duty hooks on the supplied, large-diameter elastic cords for easy and secure coverage of the tire
- Durable nylon outer material with PVC inner shell protects while providing long life
- Universal fitment for all motorcycle ice tires 5" wide up to 21" diameter

|                      |                  |
|----------------------|------------------|
| <b>ICE TIRE WRAP</b> | <b>0362-0016</b> |
|----------------------|------------------|



**UNIVERSAL TRAINING WHEELS**

**\$144.95**

- Solid steel axle
- Easily mounts to footpegs/frame
- CNC components for accurate fit
- 8" pneumatic 4-ply tires
- Sealed bearings and hardened fasteners
- Wheels include grease fittings
- Step by step instructions
- Adjustable and adaptable for rider's skill level & terrain
- Patented design
- **FAILURE TO USE THIS APPARATUS CORRECTLY CAN RESULT IN SERIOUS INJURY OR DEATH. ONLY USE MOOSE RACING® TRAINING WHEELS FOR THE INTENDED TRAINING PURPOSE. THIS IS ONLY A TRAINING AID!!!!**

|                                  |                  |
|----------------------------------|------------------|
| <b>UNIVERSAL TRAINING WHEELS</b> | <b>9501-0139</b> |
|----------------------------------|------------------|



**RIM LOCKS**

**\$8.95**

- Uses metal insert that is molded into the rubber for locking rim lock to rim
- Recommended to use with off-road low pressure type tire applications
- Ribbed rubber surface to lock tire to rim
- 1.60" up to 2.50" widths available

| WIDTH | PART #    |
|-------|-----------|
| 1.60" | 0304-0294 |
| 1.85" | 0304-0295 |
| 2.15" | 0304-0296 |
| 2.50" | 0304-0297 |



**TRAINING WHEELS \$119.<sup>95</sup>**

- Teach the basics of braking, throttle control, and steering
- Provide a more stable ride until understanding of the fundamentals is reached
- Mid-mounted solid axle provides a strong platform for learning
- 3/4" cold rolled steel axles
- Solid mounting system
- Bolted on wheels
- Powder coated
- Designed for maximum stability and safety
- Off-road pneumatic wheels
- **FAILURE TO USE THIS APPARATUS CORRECTLY CAN RESULT IN SERIOUS INJURY OR DEATH. ONLY USE MOOSE RACING TRAINING WHEELS FOR THE INTENDED TRAINING PURPOSE.**
- **THIS IS ONLY A TRAINING AID!!!!**



| MAKE/MODEL/YEAR          | PART #    |
|--------------------------|-----------|
| <b>HONDA</b>             |           |
| CRF50F 04-20             | 9501-0178 |
| XR50 00-03               | 9501-0178 |
| <b>KAWASAKI</b>          |           |
| KDX50 03-05              | 9501-0180 |
| <b>KTM</b>               |           |
| 50 MINI ADVENTURER 02-08 | 9501-0184 |
| 50 SX MINI 12-20         | 9501-0217 |
| <b>SUZUKI</b>            |           |
| JR50 79-07               | 9501-0180 |
| DR250 20                 | 9501-0185 |
| DR270 07-09, 05-20       | 9501-0185 |
| <b>YAMAHA</b>            |           |
| PW50 84-20               | 9501-0181 |
| TTR50 06-20              | 9501-0179 |



**REPLACEMENT TRAINING WHEEL TIRE ASSEMBLY \$24.<sup>95</sup> - \$29.<sup>95</sup>**

- Replacement wheel and tire assembly available
- Includes bearings
- See below for what replacement wheel to order

| DESCRIPTION   | PART #    |
|---|-----------|
| REPLACEMENT FOR TRAINING WHEEL SETS 9501-0178, 9501-0179, 9501-0180, 9501-0181, 9501-0184 AND 9501-0185 | 9501-0182 |



**WHEEL CHOCKS \$43.<sup>95</sup>**

- Made from high quality steel
- Designed to hold the front wheel
- Mount to the bed of any truck, van or trailer
- Available in three sizes 3.5", 5" and 6.5"
- 5" sport chock features a special bend to accommodate disc brakes
- Permanent mounting hardware included
- Available in black

| DESCRIPTION    | PART #    |
|----------------|-----------|
| 3.5"           | 3911-0050 |
| 5" SPORT STYLE | 3911-0051 |
| 5"             | 3911-0052 |
| 6.5"           | 3911-0053 |



**LOCK CHOCK \$74.<sup>95</sup> - \$89.<sup>95</sup>**

- Lock Chock includes a security pin that can be used to lock your bike to the chock (lock not included)
- Flush mount T-base fits all trailers and truck beds with no hassle of aligning separate cleats
- Lock Chock mounts to T-base at 4 points for strength and stability
- Ultra durable powder coat finish
- Large models fit street/supermoto applications and with clearance for all disc brakes
- Available in 3.5", 5.5" and 6.5"
- All mounting hardware and instructions included
- Made in the USA

| SIZE | PART #    |
|------|-----------|
| 3.5" | 3911-0023 |
| 6.5" | 3911-0025 |

APPAREL

HELMETS & GOGGLES

RIDER ARMOR

OUTERWEAR

YOUTH

LUGGAGE & PACKS

BIKE BODY

BIKE CONTROLS

BIKE SUSPENSION

BIKE BRAKING

BIKE DRIVE

BIKE BEARINGS

BIKE ENGINE

BIKE ELECTRICAL

BIKE EXHAUST

BIKE WHEELS

BICYCLE

GARAGE & PROMO

SIZING CHART

**NEW**



**AGROID RS 16 E BALANCE BIKE** **\$799.<sup>95</sup>**

- Provides an entry level riding platform for children 8 years and older to learn how to ride a bike using a twist style throttle
- Has 3 speed settings: Level 1: 5mph, Level 2: 7mph and Level 3: 11mph accordingly
- Uses a brushless high output 18V4Ah electric motor
- Uses 16" wheels and pneumatic tires along with adjustable seat and handlebars
- Simple push button start/stop and speed mode control easily adjusts speed settings
- Twist throttle and hand brakes teaches the child throttle control and braking to advance their skills
- Recommended for children 8 years old and up with a max weight of 132 pounds (60 kg)
- Estimated 45-60 minute charge time using included battery charger
- Estimated 30-50 minute run time based on child's size and duty cycle

AGROID RS 16 E BALANCE BIKE 4901-0011

**NEW**



**AGROID RS-16 E BIKE ALUMINUM FOOTPEGS** **\$68.<sup>95</sup>**

- Upgrade the original equipment plastic footpegs to these styled aluminum accessory pegs
- Machined Billet T-6061 aluminum with durable gloss black anodized finish and Moose Racing logo
- Mounting hardware uses chrome acorn nuts to cover exposed bottom bolt length to cosmetically complete the look
- Riding position does not change when using these footpegs

AGROID RS-16 E BIKE ALUMINUM FOOTPEGS 1620-2383

**NEW**



**AGROID RS-16 E BIKE GRAPHIC KITS** **\$36.<sup>95</sup>**

- Personalize your Agroid RS-16 with this Original Equipment quality graphic kit for Moose Racing RS-16 E-Bike
- Commercial adhesive backed decals use same die cut dimensions as stock graphic package for perfect fit
- Simply peel and overlay on the stock graphic package

| COLOR  | PART #    |
|--------|-----------|
| RED    | 4302-6736 |
| PINK   | 4302-6737 |
| ORANGE | 4302-6738 |
| GREEN  | 4302-6739 |
| BLUE   | 4302-6740 |



**NEW**



**AGROID RS 16 E BIKE BICYCLE STAND**

**\$60<sup>95</sup>**

- A must have accessory to conveniently secure and store your Agroid RS 16 E Bike
- Made from sturdy steel tube with a durable black anodized finish and Moose Racing logo
- Bikes rear wheel fits conveniently between the vertical U shaped ends of the stand
- Minimal assembly required

AGROID RS 16 E BIKE BICYCLE STAND

4101-0526

**AGROID RS-16 E BIKE REPLACEMENT PARTS**

**\$7<sup>95</sup> - \$369<sup>95</sup>**

| COLOR                  | PART #    |
|------------------------|-----------|
| DRUM BRAKE             | 0241-0001 |
| TIRE: FRONT/REAR       | 0344-0071 |
| INNER TUBE: FRONT/REAR | 0356-0013 |
| STEERING STEM          | 0602-1357 |
| POWER OFF BRAKE LEVER  | 0603-1061 |
| THROTTLE GRIP          | 0630-2834 |
| SEAT                   | 0814-0011 |
| SEAT CLAMP             | 0820-0175 |
| SEAT POST              | 0820-0176 |
| CHAIN                  | 1220-0454 |
| BATTERY CHARGER        | 3807-0607 |
| FOOTREST PLATFORM      | 4910-0029 |
| SIDE COVER             | 4950-0039 |
| CHAIN TENSIONER        | 4950-0040 |
| CHAIN GUARD            | 4950-0041 |
| MOTOR/CONTROLLER       | 4950-0042 |



**NEW**



**AGROID RS 16 E BIKE SKIDPLATE**

**\$27<sup>95</sup>**

- Skid plate protects battery from debris on Moose Agroid RS-16 E-Balance Bike
- Stamped lightweight aluminum with drilled vent holes for heat management
- Anodized matte black finish minimizes potential cosmetic wear.
- Easy installation

AGROID RS 16 E BIKE SKIDPLATE

4950-0325




**NEW**

**SAFETY FLAG KIT**

**\$34<sup>95</sup>**

- Add safety and visibility with this easy to install flag kit
- Fits STACYC™, Raiser, and KTM 50 motorcycles and E-bikes
- Includes mounting bracket that attached to rear axle
- 2-piece pole design that uses 1/4" diameter fiberglass pole



SAFETY FLAG KIT

0521-1899

APPAREL

HELMETS & GOGGLES

RIDER ARMOR

OUTERWEAR

YOUTH

LUGGAGE & PACKS

BIKE BODY

BIKE CONTROLS

BIKE SUSPENSION

BIKE BRAKING

BIKE DRIVE

BIKE BEARINGS

BIKE ENGINE

BIKE ELECTRICAL

BIKE EXHAUST

BIKE WHEELS

**BICYCLE**

GARAGE & PROMO

SIZING CHART



**MOUNTAIN BIKE ALUMINUM HANDLEBARS** **\$69.95**

- Handlebars are designed to be light weight but extremely durable using 7000 series Aluminum.
- Handlebar dimensions: 35MM width two rises: 20MM and a 30MM rise along with a 7 degree sweep.
- Both Handlebars are 800MM overall length.
- Handlebars are finished with black anodized finish

| DESCRIPTION                | PART #    |
|----------------------------|-----------|
| 35MM HANDLEBAR: 20 MM RISE | 0601-5736 |
| 35MM HANDLEBAR: 30 MM RISE | 0601-5737 |

**MINI MOUNTAIN BIKE HANDGUARD MOUNTING KIT** **\$19.95**



- Add critical hand protection to your Mountain Bike with this lightweight kit
- Mounts either directly to the brake and clutch lever perches or directly to the handlebar
- Designed to take only minimal space when installed
- Durable composite material arm allows deflector to flex on impact or crash
- **Must Use Moose Racing Contour 2 handguards (sold separately) to complete the kit**



|   |           |
|---|-----------|
| MINI MOUNTAIN BIKE HANDGUARD MOUNTING KIT | 0635-2116 |
|---|-----------|



**MOUNTAIN BIKE STAND** **\$46.95**

- Unique design holds bike upright by simply rolling wheel onto the stand
- Adjustable design fits most wheels up to 29.5" diameter and 2.80" in width
- Rubber feet add stability and help keep the stand in place
- Powder-coated tubular steel is strong and withstands abuse
- Light assembly required. Hardware and instructions included

|                     |           |
|---------------------|-----------|
| MOUNTAIN BIKE STAND | 4101-0553 |
|---------------------|-----------|



**MOUNTAIN BIKE CLAMP ON HAND GRIPS** **\$16.95**

- **0630-2832** -130mm length and features diamond style surface with ribbed area for added grip and black and grey molded in color soft rubber with two end clamps to maximize clamp load
- **0630-2833** - 129mm length features a half waffle/half diamond textured pattern inlay with two end clamps to maximize clamp load. Solid black colorway with overall length 129mm
- Both include lightweight aluminum clamp ends with grey anodized finish and screen printed Moose Racing logo

| DESCRIPTION                                    | PART #    |
|--|-----------|
| MOUNTAIN BIKE CLAMP ON HAND GRIPS-130MM LENGTH | 0630-2832 |
| MOUNTAIN BIKE CLAMP ON HAND GRIPS-129MM LENGTH | 0630-2833 |
| ORANGE   | 4302-6738 |
| GREEN  | 4302-6739 |
| BLUE   | 4302-6740 |



**MOUNTAIN BIKE CHAIN CHECKER TOOL** **\$7.95**

- Provides a convenient way to check and monitor chain wear/stretch and when best to replace your bikes chain
- Laser etched visual details both how to best use, read and interpret the information the tool provides
- Made from durable chrome moly steel
- Weighs 36 grams

|                                  |           |
|----------------------------------|-----------|
| MOUNTAIN BIKE CHAIN CHECKER TOOL | 3806-0115 |
|----------------------------------|-----------|



**MOUNTAIN BIKE SPOKE WRENCH** **\$5.95**

- Universal spoke wrench that has 8 precisely cut grooves to accommodate a wide variety of fitment applications
- Includes 9 through 15 gauge fitments with the size numbers stamped into the wrench
- Forged steel material with hard chrome finish
- Lightweight, compact design for easy storage

|                            |           |
|----------------------------|-----------|
| MOUNTAIN BIKE SPOKE WRENCH | 3812-0727 |
|----------------------------|-----------|



**BILLET ALUMINUM MOUNTAIN BIKE PEDALS**

**\$79.95**

- Pedal Size: 102X98X16MM
- Pedal Weight: 316 grams
- Pedals machined from T6061 T6 aluminum
- Black anodized finish with Moose logo
- Chrome Moly axle with sealed bearing design
- Universal 9/16" thread fitment

BILLET ALUMINUM MOUNTAIN BIKE PEDALS

4910-0047



**MOUNTAIN BIKE MINI MULTI TOOL**

**\$34.95**

- Provides 13 folding functional tools for a wide variety of tool applications
- Made of Chrome Moly tool steel for durability and includes anti-corrosion finish
- Tools included in set are: 2/2.5/3/4/5/6/8 mm Allen head wrenches, T25 / T30 Torx wrenches 2/5 bit Phillips bits, and Schrader valve adapter
- Made in Taiwan

MOUNTAIN BIKE MINI MULTI TOOL

3812-0726

**MOUNTIAN BIKE CHAINSAW HOLDER**

**\$199.95**

- Universal strap fitment designed to fit most mountain bikes and E-mountain bikes
- Holder fits most electric or gas chain saws with up to a 16" chain blade length
- Secures saw when riding while providing convenient access when needed
- Made in the U.S.A.



MOUNTIAN BIKE CHAINSAW HOLDER

1510-1099



**MOUNTAIN BIKE TAILGATE GUARD**

**\$149.95**

- Durable and water-resistant tarpaulin body with soft felt lining to protect paint
- fits most trucks
- Holds up to five bikes
- Adjustable webbing bike frame loops
- Tailgate flap for easy access to tailgate handle and back up camera
- Includes two removeable accessory pouches
- Dimensions – 53.5" length x 49.2" width

MOUNTAIN BIKE TAILGATE GUARD

3930-0026



**MOUNTAIN BIKE CHAIN BREAKER TOOL**

**\$19.95**

- Designed to work with most bicycle chains for pressing out the links to lengthen or shorten your bicycle to fit multiple cassette configurations
- Shop-quality chain tool for most chains single to 11 speed
- Helps in retracting pin guide supports and guides chain pin out of link and prevents damage and misalignment to the chain
- Guide pin shear slot for a clean break
- This tool is for Shimano type HG/UG/IG chains and fits 8/9/11/12 speed cassettes

MOUNTAIN BIKE CHAIN BREAKER TOOL

3806-0114



**CABLE CUTTING TOOL**

**\$24.95**

- Efficiently cuts cable housing and inner cables
- Has multiple functions: from cutting the housing to clamping cable and end cap

CABLE CUTTING TOOL

3812-0730

APPAREL

HELMETS & GOGGLES

RIDER ARMOR

OUTERWEAR

YOUTH

LUGGAGE & PACKS

BIKE BODY

BIKE CONTROLS

BIKE SUSPENSION

BIKE BRAKING

BIKE DRIVE

BIKE BEARINGS

BIKE ENGINE

BIKE ELECTRICAL

BIKE EXHAUST

BIKE WHEELS

BICYCLE

GARAGE & PROMO

SIZING CHART



# ***GASGAS*** ***EX350F***





RIBBED SEAT COVER | FRONT & REAR LIFT STRAP | HANDLEBAR | CROSS BAR PAD  
PRO BEND HANDGUARDS | HANDLEBAR MOUNT KIT | QUALIFIER FOOT PEGS | GAS CAP  
SHARK FIN | SLAVE CYLINDER GUARD | FRONT & REAR ROTOR BOLTS | SPROCKET BOLT KIT  
CHAIN | REAR CHAIN GUIDE | OIL PUMP COVER | FORK GUARDS | PIPE GUARD | BASH PLATE  
FRONT & REAR RIMS | FRONT & REAR HUBS | FRONT & REAR RIM LOCKS  
FRONT & REAR MX1 SPOKE SETS | MX1 NIPPLE SETS

APPAREL

HELMETS &  
GOGGLES

RIDER  
ARMOR

OUTERWEAR

YOUTH

LUGGAGE &  
PACKS

BIKE  
BODY

BIKE  
CONTROLS

BIKE  
SUSPENSION

BIKE  
BRAKING

BIKE  
DRIVE

BIKE  
BEARINGS

BIKE  
ENGINE

BIKE  
ELECTRICAL

BIKE  
EXHAUST

BIKE  
WHEELS


BICYCLE

GARAGE  
& PROMO

SIZING  
CHART




**BIKE RAMPS**



**ARCHED ALUMINUM FOLDING RAMP**

- Durable and lightweight ramp is weather resistant and comes with a sturdy aluminum frame
- E-Z grip rubber truck rests and nylon safety straps
- Weighs only 13 lbs
- Measures 12" W X 90" L
- Maximum load capacity of 600 lbs
- **WARNING: DO NOT RIDE MOTORCYCLES OR ATVs ON RAMP AT ANY TIME**

| DESCRIPTION                  | PART #    | RETAIL   |
|------------------------------|-----------|----------|
| ARCHED ALUMINUM FOLDING RAMP | 3910-0017 | \$144.95 |
| REPLACEMENT STRAPS           | 3910-0028 | \$24.95  |



**ALUMINUM STRAIGHT FOLDING RAMP**

- Exclusive design folds flat for easy storage and transportation
- Built specifically for loading off-road motorcycles
- Made from durable and lightweight 6063 aluminum
- Rubber coated ramp fingers help keep ramp from slipping
- Weighs only 9.5 lbs
- Measures 8" W X 84" L
- Maximum load capacity of 400 lbs
- **WARNING: DO NOT RIDE MOTORCYCLES OR ATVs ON RAMP AT ANY TIME**

| DESCRIPTION                    | PART #    | RETAIL   |
|--------------------------------|-----------|----------|
| ALUMINUM STRAIGHT FOLDING RAMP | 3910-0022 | \$119.95 |
| REPLACEMENT STRAPS             | 3910-0028 | \$24.95  |



**SIX FOOT RAMP**

**\$80.95 (EA)**

- Aircraft aluminum construction
- Dimple holes for maximum traction
- Rubber coated steel tongue
- Rubber coated stop-pin eliminates slipping and scratching on tailgate
- 6' L X 6" W
- Weighs only 8 lbs
- 300 lbs maximum load capacity
- Available in four packs only. See your Parts Unlimited dealer for single purchase
- **WARNING: DO NOT RIDE MOTORCYCLES OR ATVs ON RAMP AT ANY TIME**

|               |           |
|---------------|-----------|
| SIX FOOT RAMP | 3910-0021 |
|---------------|-----------|




**MOTORCYCLE CARRIER**

**\$209.95**

- Trailer hitch mounted motorcycle carrier
- Rated to haul up to 500lb motorcycle on receiver
- Motorcycle carrier measures 75 1/2" L X 5" W
- Motorcycles can be loaded or unloaded from either side
- Easily adjustable to fit multiple size tires
- Features a gas can holder and clip in loading ramp
- Tiedowns and tiedown straps for motorcycle and gas can are not included
- Some assembly is required



|                    |           |
|--------------------|-----------|
| MOTORCYCLE CARRIER | 3930-0023 |
|--------------------|-----------|



**ALUMINUM NINE FOOT STRAIGHT FOLDING RAMP**

**\$201.95**

- Durable and lightweight ramp is weather resistant and has sturdy aluminum frame
- Built specifically for loading off-road motorcycles
- Works great with tall or raised pick-up trucks
- Weighs 18.5 lbs
- Measures 12" W X 108" L
- Maximum load capacity of 500 lbs
- Comes with a tie-down
- **WARNING: DO NOT RIDE MOTORCYCLES OR ATVs ON RAMP AT ANY TIME**

|  |           |
|--|-----------|
| ALUMINUM NINE FOOT STRAIGHT FOLDING RAMP | 3910-0034 |
|--|-----------|






**ALUMINUM BI-FOLD RAMP**

- Durable and lightweight ramp is weather resistant and comes in a sturdy aluminum frame
- E-Z grip rubber truck rests and nylon safety straps
- Ramp is 48" W x 71" L
- Maximum distributed load capacity of 1,000 lbs
- **WARNING: DO NOT RIDE MOTORCYCLES OR ATVs ON RAMP AT ANY TIME**

| DESCRIPTION           | PART #      | RETAIL   |
|-----------------------|-------------|----------|
| ALUMINUM BI-FOLD RAMP | MUDRAMP4871 | \$209.95 |
| REPLACEMENT STRAPS    | 3910-0028   | \$24.95  |



**ALUMINUM TRI-FOLD RAMP**

- Durable and lightweight ramp is weather resistant and comes in a sturdy aluminum frame
- E-Z grip rubber truck rests and nylon safety straps
- Ramp is 46" W x 85" L
- Maximum distributed load capacity of 1,200 lbs
- **WARNING: DO NOT RIDE MOTORCYCLES OR ATVs ON RAMP AT ANY TIME**

| DESCRIPTION            | PART #      | RETAIL   |
|------------------------|-------------|----------|
| ALUMINUM TRI-FOLD RAMP | MUDRAMP4685 | \$274.95 |
| REPLACEMENT STRAPS     | 3910-0028   | \$24.95  |



**ARCHED ALUMINUM FOLDING RAMP**

- Built with a sturdy aluminum frame, this ramp is durable, lightweight, and weather resistant
- E-Z grip rubber truck rests and nylon safety straps
- Ramp is 12" W x 90" L
- Maximum distributed load capacity of 1,200 lbs
- Sold in pairs
- **WARNING: DO NOT RIDE MOTORCYCLES OR ATVs ON RAMP AT ANY TIME**

| DESCRIPTION                  | PART #       | RETAIL   |
|------------------------------|--------------|----------|
| ARCHED ALUMINUM FOLDING RAMP | MUDRAMP1290P | \$279.95 |
| REPLACEMENT STRAPS           | 3910-0028    | \$24.95  |



**TRI-FOLD ADJUSTABLE ALUMINUM RAMP**

- Durable and lightweight ramp is weather resistant and comes with a sturdy aluminum frame
- 76" long with an adjustable width of 42" to 52"
- Maximum distributed load capacity of 1,250 lbs
- Bar style surface for better traction
- **WARNING: DO NOT RIDE MOTORCYCLES OR ATVs ON RAMP AT ANY TIME**

| DESCRIPTION                       | PART #    | RETAIL   |
|-----------------------------------|-----------|----------|
| TRI-FOLD ADJUSTABLE ALUMINUM RAMP | 3910-0008 | \$229.95 |
| REPLACEMENT STRAPS                | 3910-0028 | \$24.95  |

HELMETS & GOGGLES

RIDER ARMOR

OUTERWEAR

YOUTH

LUGGAGE & PACKS

BIKE BODY

BIKE CONTROLS

BIKE SUSPENSION

BIKE BRAKING

BIKE DRIVE

BIKE BEARINGS

BIKE ENGINE

BIKE ELECTRICAL

BIKE EXHAUST

BIKE WHEELS

BICYCLE

GARAGE & PROMO

SIZING CHART



**STORAGE BIKE STAND** **\$159<sup>95</sup>**

- Strong aluminum bike stand with black finish
- Integrated storage unit for tools, chemicals and any other riding essentials
- Separated storage areas; one large and two small
- Compartment walls attached and integrated into stand tubes
- Custom rubber top
- Door latch to keep items secure

|                           |                  |
|---------------------------|------------------|
| <b>STORAGE BIKE STAND</b> | <b>4101-0458</b> |
|---------------------------|------------------|



**ALUMINUM BIKE STAND** **\$122<sup>95</sup>**

- Constructed from 6061 T4 aluminum
- Exclusive Moose Racing® anti-slip rubber platform pad
- Extra thick aluminum platform with reinforced side panels for durability
- Large oil drain hole
- Removable tray for holding tools, parts, or oil catch pan
- Arched base offers excellent stability on uneven surfaces
- Available in silver or black
- 17" H, top 10" x 11" base

| COLOR  | PART #    |
|--------|-----------|
| SILVER | 4101-0100 |
| BLACK  | 4101-0101 |



4110-0181



4110-0182

**LIFT STANDS** **\$69<sup>95</sup>**

- Easily lifts dirt bikes from 50cc to 650cc
- Built with steel construction that has black powder coated finish for added durability that outperforms other aluminum lift stands
- Large top surface lifts both wheels off the ground on most models
- Coated with thick, durable non-slip material
- Simple lift design will not pinch fingers when carried
- Built in tool tray on base
- Full size Lift Stand measures 12 3/4" in down position and 15 3/4" in the lifted position
- Mini Lift Stand measures 9 7/8" in down position and 13 1/2" in the lifted position

|                        |                  |
|------------------------|------------------|
| <b>LIFT STAND</b>      | <b>4110-0181</b> |
| <b>MINI LIFT STAND</b> | <b>4110-0182</b> |



**FUNDAMENTAL BIKE STAND** **\$95<sup>95</sup>**

- Strong aluminum bike stand
- Includes thick rubber pad, 4" drain hole, and welded in tool tray
- Plates welded to the bottom of legs to stop sinking in soft dirt
- Available in all of the popular colors
- Extensively tested by Moose Racing®
- 17" tall, 10" x 10" top, 14.5" base

| COLOR  | PART #    |
|--------|-----------|
| BLACK  | 4101-0114 |
| BLUE   | 4101-0404 |
| GREEN  | 4101-0405 |
| ORANGE | 4101-0407 |
| RED    | 4101-0406 |
| SILVER | 4101-0115 |



**T-STAND** **\$19<sup>95</sup>**

- Sized per application, the axle pin of these stands will fit snugly in your rear axle
- T-stands don't fall off when you move your bike like triangle stands do
- No removable or changeable pieces to fall out and get lost
- Made of steel and given a very durable powder coat finish
- Heavy-duty stand will not fall over when you wash your bike, or stand it on soft ground
- Available in three popular colors to match any bike
- Made in the USA

| MAKE       | COLOR | AXLE PIN SIZE | PART #    |
|------------|-------|---------------|-----------|
| KTM        | GREY  | 11.5 MM       | 4101-0089 |
| HONDA/KAW  | RED   | 17.5 MM       | 4101-0090 |
| YAMAHA/SUZ | BLACK | 14.5 MM       | 4101-0091 |

**FORK SAVER** **\$26<sup>95</sup>**

- Increase fork seal and fork spring life
- Adjust to four different lengths to fit minis and full size bikes
- Unique arch design to hook the knobby while rubber top grips the fender bolts, keeping it in place while transporting



|                   |                  |
|-------------------|------------------|
| <b>FORK SAVER</b> | <b>3850-0129</b> |
|-------------------|------------------|



**MR-2 FUNDAMENTAL BIKE STAND** **\$115.95**

- MR-2 bike stand is an affordable option for storing your bike
- Stand is constructed from light weight steel tubing and powder coated black
- Stand top uses a rubber mat for added protection of frame rails

|                             |           |
|-----------------------------|-----------|
| MR-2 FUNDAMENTAL BIKE STAND | 4101-0186 |
|-----------------------------|-----------|



**MR-1 BIKE STAND** **\$99.95**

- Open Top design allows for use with any type off-road motorcycle
- Can adjust bike to sit with front wheel off the ground or rotated back so rear wheel is on ground, or centrally located for both wheels off the ground
- Made of light weight aluminum tubing construction. Black powder coated finish
- Top open design allows for easy excess to get at drain plug for oil changes while motorcycle is on stand
- Rubber protection on top of tubes, provides non-slip surface for frame rails to rest on
- Side accent panels provides ample area to add Name, Number, or sponsors logos
- Measurements: Base 17 1/2" long by 17" tall. Top pad measures 11" X 11" square. Tubing on main frame is 1 1/4" and cross top tubes are 1" diameter

|                 |           |
|-----------------|-----------|
| MR-1 BIKE STAND | 4101-0496 |
|-----------------|-----------|



**HYDRAULIC LIFT STAND** **\$249.95**

- Easily lifts dirt bikes from 50cc to 650CC bikes
- Built with steel construction with a black powder coated finish for added durability that outperforms other aluminum lift stands
- Large Top surface 15" X 12" is coated with thick, durable non-slip material and has built in drain hole
- Secure system keeps bike on stand with j-hooks that tighten down on the foot pegs to prevent movement in raised position
- Adjustable feet accommodates bikes with different ground clearance
- Raises easily with foot activated hydraulic pump
- Locking bar relieves pressure from pump and prevents bike from prematurely lowering while being used
- Locks at 16 3/4" / 22 3/4" / 28" / and 32" heights
- Lowers by releasing valve knob
- Down position height is 12 3/4"
- Maximum weight capacity 350lbs

|            |           |
|------------|-----------|
| LIFT STAND | 4110-0183 |
|------------|-----------|



**STARTING BLOCK** **\$12.95 - \$37.95**

- Positions you on bike for more neutral riding position
- Provides straighter launch out of the gate
- Includes two different height riser kits to fit block to your height
- Fits mini riders to adults
- Built in traction pads on top
- Anti-slip surfaces

| DESCRIPTION         | PART #    |
|---------------------|-----------|
| STARTING BLOCK BASE | 4101-0521 |
| SHORT RISER KIT     | 4101-0522 |
| TALL RISER KIT      | 4101-0523 |

**ULTRA GLOW SILICONE SPRAY**

**\$8.95**



- Provides a high gloss wet finish for that new plastic look.
- Great Final detail product with a silicone based coating.
- Prevents mud and debris from sticking to any surface that product has been applied on.
- Can be used on vinyl, fabric, leather, plastic polycarbonate substrates.
- Clean surface before use. Just spray on and buff or let dry for a like new shine.
- Avoid over spraying on flooring surface as surface may become very slippery

|                           |           |
|---------------------------|-----------|
| ULTRA GLOW SILICONE SPRAY | 3706-0086 |
|---------------------------|-----------|

**MR-1 CHAIN WAX**

**\$8.95**



- Spray on chain and let dry. Provides a coated layer of oil and waxy film that prevents dirt and debris from sticking to the chain.
- Safe to use on all X, Z and O-ring chains.
- Protective layer of lubricative film extends the life of your chain and sprockets.
- Can be used on off-road and street applications.
- 16 fl.oz. 10 oz. net weight
- 12 per case; sold each

|                |           |
|----------------|-----------|
| MR-1 CHAIN WAX | 3605-0101 |
|----------------|-----------|

**SILICONE SPRAY**

**\$7.95**



- Stops squealing, sticking, and binding of machinery
- Dries rapidly; leaves no greasy or oily film
- Retards corrosion; makes cleaning easier and quicker
- Protects and preserves equipment
- Saves time and labor
- Long lasting residual performance
- 11 oz. net weight

|                |           |
|----------------|-----------|
| SILICONE SPRAY | 3713-0030 |
|----------------|-----------|

APPAREL

HELMETS & GOGGLES

RIDER ARMOR

OUTERWEAR

YOUTH

LUGGAGE & PACKS

BIKE BODY

BIKE CONTROLS

BIKE SUSPENSION

BIKE BRAKING

BIKE DRIVE

BIKE BEARINGS

BIKE ENGINE

BIKE ELECTRICAL

BIKE EXHAUST

BIKE WHEELS

BICYCLE

GARAGE & PROMO

SIZING CHART



**AIR FILTER CLEANER** **\$8.95**

- Quick and easy way to clean both foam and filament type air filters
- Quickly dissolves debris and dirt that has built up on filter after extended use
- Does not deteriorate glues used for manufacturing filters
- Simply spray on to filter cleaning surface. Allow to dry before re-applying filter oil
- 15 oz. net weight
- Made in USA



**AIR FILTER CLEANER** 3704-0350

**AIR FILTER OIL TREATMENT** **\$8.95**

- Keeps high-performance engines running smoothly and efficiently by stopping debris from being ingested through the air filter
- Air filter oil provides a tacky spray on film to the foam filter surface, providing an oil barrier that captures dirt particles before they get to the engine
- Red pigment provides visual to help provide a uniform application when applying to filter surface
- 13 oz. net weight



**AIR FILTER OIL TREATMENT** 3610-0073

**CHAIN LUBE** **\$9.95**

- Penetrates rapidly
- Ideal for all types of exposed chains
- Reduces friction and wear
- Resists rust and corrosion
- Heat stable to 500°F
- 15 oz. net weight
- Made in the USA



**CHAIN LUBE** 3605-0025

**PLASTIC CLEANER** **\$7.95**

- Cleans all types of plastic surfaces
- Anti-static
- Anti-fog
- Non-streaking
- Fast drying
- Reduces glare
- Foaming action so there is no dripping of the product
- 19 oz. net weight
- Made in the USA



**PLASTIC CLEANER** 3713-0031

**HEAVY DUTY CHAIN LUBE** **\$9.95**

- Foaming action
- Penetrates rapidly
- Preserves O-Rings
- Reduces friction and wear
- Resists rust and corrosion
- 15 oz. net weight
- Made in the USA



**HEAVY DUTY CHAIN LUBE** 3605-0047

**CABLE LIFE** **\$9.95**

- Extends life of cables
- Cleans and lubricants
- Heat stable
- Will lubricate inside and out
- 15 oz. net weight
- Made in the USA



**CABLE LIFE** 3607-0019

**DEGREASER** **\$6.95**

- For use on virtually every substrate (except fabric)
- Forceful spray to help knock off dirt, mud, and grime
- Quick evaporation
- No residue
- Removes grease and oil
- 14 oz. net weight
- Made in the USA



**DEGREASER** 3704-0096

**BRAKE PARTS CLEANER** **\$6.95**

- Quickly removes dirt, grease, brake fluid and grime from critical brake components
- Flushes away contaminants without disassembling the brake unit
- Non-chlorinated, hexane free
- 1,1,1, trichloroethane free
- 10% voc formula; voc compliant in 50 states
- High pressure spraying, fast evaporating
- Restores smooth brake operation
- 15 oz. net weight
- Made in the USA



**BRAKE PARTS CLEANER** 3704-0189

**CONTACT CLEANER** **\$7.95**

- Quick drying
- Leaves no residue
- Safe on most plastics
- Prevents corrosion by displacing moisture
- Effectively removes soil and other contaminants from electrical components
- 13.5 oz. net weight
- Made in the USA



**CONTACT CLEANER** 3704-0107

**X-CLEAN****\$10.95**

- Will not harm your equipment!
- All surface cleaner and degreaser
- Powerful formula loosens and dissolves greasy, grimy messes
- Formulated to use on all hard surfaces and carpets; including vinyl, fiberglass, plastic, metal, chrome, painted surfaces and more!
- Ideal for cleaning motorcycles, ATVs, snowmobiles, lawn mowers, tractors, chainsaws, boats, cars, RVs and for home and garage tasks
- Environmentally-responsible biodegradable formula
- 22 fl oz, 6 per case; sold each



|         |           |
|---------|-----------|
| X-CLEAN | 3704-0269 |
|---------|-----------|

**OIL ABSORBENT PADS****\$13.95**

- Perfect for shop use; under stored vehicles, on shop benches to hold tool/parts, for mess-free carburetor repairs or any fuel or oil related repairs
- Will not absorb water
- Can be wrung out and re-used
- Absorbs 13 to 25 times its weight in oil and related liquids
- Dimensions: 17" x 19" sheets
- Sold in five packs
- Made in the USA



|                    |           |
|--------------------|-----------|
| OIL ABSORBENT PADS | 3850-0397 |
|--------------------|-----------|

**SUPER SEAL FILTER OIL****\$21.95**

- Performance tested for maximum air flow and FLAME RESISTANT for maximum protection
- High-quality, water resistant biodegradable foam filter oil
- Protects against dirt and the finest dust
- Stays tacky, will not dry out or drip
- Contained in a metal can to help keep oil as fresh as possible
- Will not stain your air filter
- Available in 1 liter metal can
- Made in the USA



|                       |           |
|-----------------------|-----------|
| SUPER SEAL FILTER OIL | 3610-0007 |
|-----------------------|-----------|

**FOAM FILTER SUPER CLEANER****\$21.95**

- Specially formulated for cleaning foam air filters
- Biodegradable
- Dissolves dust and dirt
- Available in one liter metal can
- Made in the USA



|                           |           |
|---------------------------|-----------|
| FOAM FILTER SUPER CLEANER | 3704-0009 |
|---------------------------|-----------|

**MOOSE ULTRA CLEAN****\$14.95 - 16oz spray bottle  
\$27.95 - gallon****NEW**

- PH neutral cleaner that won't fade most surfaces
- Features a simple spray on/wash off process that eliminates hard scrubbing
- Nanotechnology formula leaves a protective surface layer to enhance surface finish
- Available in either 16oz or gallon sizes

|                           |           |
|---------------------------|-----------|
| MOOSE ULTRA CLEAN-16OZ    | 3704-0420 |
| MOOSE ULTRA LEAN-1 GALLON | 3704-0421 |

**EASY POUR FLEX SPOUT****\$9.95**

- Multi-purpose flexible funnel spout
- Double threads to fit most containers
- Complete with stopper cap and hang tab
- 9.25" length
- 3/4" O.D. tip

|                      |           |
|----------------------|-----------|
| EASY POUR FLEX SPOUT | 3850-0201 |
|----------------------|-----------|

**2-PIECE FUNNEL****\$12.95**

- Multi-use 2-piece funnel
- 12" detachable flexible spout
- Includes easy grip handle
- 15" overall length
- 6" diameter
- 3/4" O.D. tip

|                |           |
|----------------|-----------|
| 2-PIECE FUNNEL | 3850-0202 |
|----------------|-----------|

APPAREL

HELMETS &amp; GOGGLES

RIDER ARMOR

OUTERWEAR

YOUTH

LUGGAGE &amp; PACKS

BIKE BODY

BIKE CONTROLS

BIKE SUSPENSION

BIKE BRAKING

BIKE DRIVE

BIKE BEARINGS

BIKE ENGINE

BIKE ELECTRICAL

BIKE EXHAUST

BIKE WHEELS

BICYCLE

GARAGE &amp; PROMO

SIZING CHART



**NEW**



**50MM SEAL HEAD TOOL** **\$37.95**

- Helps to easily remove and install seal head assemblies on 50mm WP shock
- Knurled grip for accurate feel and movement
- Made of High quality tool steel

| DESCRIPTION            | PART #    |
|------------------------|-----------|
| 40MM SEAL HEAD TOOL    | 3805-0241 |
| 50MM SEAL HEAD TOOL    | 3805-0242 |
| 33/36MM SEAL HEAD TOOL | 3805-0243 |

**NEW**



**48MM FORK CAP TOOL** **\$19.95**

- 4 pin spanner wrench is used to loosen the Fork caps on KTM models with 48mm WP forks
- Slim design allows for fork cap removal without removing the handle bars
- Comfort handle

|                    |           |
|--------------------|-----------|
| 48MM FORK CAP TOOL | 3805-0236 |
|--------------------|-----------|

**NEW**



**DUAL FORK CAP TOOL** **\$31.95**

- A must have tool for the fork cap removal on WP 4860 MXMA dual chamber closed cartridge (WP USD 48mm) forks on late model KTM's
- The 12mm slot can hold the damper rod while removing the rebound bolt at the bottom of the fork
- Made of 6061-T6 Aluminum

|                         |           |
|-------------------------|-----------|
| 49MM DUAL FORK CAP TOOL | 3805-0237 |
| 50MM DUAL FORK CAP TOOL | 3805-0238 |



CODY BARNES



**NEW**



**SHOCK SEAL TOOL SET** \$79.<sup>95</sup>

- These tools protect the shock shaft seal when installing the seal head onto the shaft
- This tool set makes for quick and easy removal and installation of seal head assemblies
- Tool set includes five sizes: 12.5 x 10mm, 14 x 12mm, 16 x 12mm, 18 x 16mm, and 18 x 12mm
- Complete with case for organized storage and cleanliness

|                     |           |
|---------------------|-----------|
| SHOCK SEAL TOOL SET | 3805-0240 |
|---------------------|-----------|

**NEW**



**PIT BOARD** \$39.<sup>95</sup>

- Features a large dry erase surface on the front side for convenient messaging during race
- Large Moose Racing logo decorates the back side
- Comfortable hand holds on either side of board

|           |           |
|-----------|-----------|
| PIT BOARD | 9501-0274 |
|-----------|-----------|

**NEW**



**DAMPENING ROD HOLDING TOOL** \$40.<sup>95</sup>

- Allows for effortless retrieval of the dampening rod after spring installation
- Works on Kayaba, Showa, and WP inverted forks
- Tool provides one rod w/ M10 x 1.0 end and 4 brass hex adaptors included
- M10 x 1.0, M12 x 1.0, M12 x 1.25, and M14 x 1.0
- Rod includes covered bleed port to prevent oil splatter

|                            |           |
|----------------------------|-----------|
| DAMPENING ROD HOLDING TOOL | 3805-0239 |
|----------------------------|-----------|

**NEW**



**KTM/HUSQVARNA TRACK WRENCH** \$34.<sup>95</sup>

- Designed for use with '23-Later Husqvarna/KTM 125-501 (2-stroke models)
- Wrench size 17 mm, 27 mm, and 30 mm
- Used with 3/16" spark plug

|                            |           |
|----------------------------|-----------|
| KTM/HUSQVARNA TRACK WRENCH | 3812-0723 |
|----------------------------|-----------|



**QUICKSTEEL EPOXY** \$4.<sup>95</sup>

- Essential pack item
- Permanently bonds most surfaces, including steel, aluminum, magnesium and most plastics
- Neat, easy to use putty cures steel-hard in 15 minutes
- Withstands high engine temperatures
- Made in the USA

|                  |        |
|------------------|--------|
| QUICKSTEEL EPOXY | M01060 |
|------------------|--------|

JOJO CUNNINGHAM



APPAREL

HELMETS & GOGGLES

RIDER ARMOR

OUTERWEAR

YOUTH

LUGGAGE & PACKS

BIKE BODY

BIKE CONTROLS

BIKE SUSPENSION

BIKE BRAKING

BIKE DRIVE

BIKE BEARINGS

BIKE ENGINE

BIKE ELECTRICAL

BIKE EXHAUST

BIKE WHEELS

BICYCLE

GARAGE & PROMO

SIZING CHART



**ENGINE STAND** **\$189<sup>95</sup>**

- Stand works for most 2 and 4-stroke single, vertical cylinder engines
- Engine can be quickly secured with T handles - no tools needed
- Easy lock pin lever allows rotation of engine to multiple positions
- Included pan to catch fluids is easily removable for clean up
- Side handles for easy carrying with engine mounted

|                     |                  |
|---------------------|------------------|
| <b>ENGINE STAND</b> | <b>4101-0543</b> |
|---------------------|------------------|



**SPARK PLUG TESTING TOOL** **\$13<sup>95</sup>**

- Provides simple hands-free way of checking if your bike, ATV or UTV's electrical system is producing spark to the engine without the risk of getting shocked
- This tester is inserted in line with the spark plug cap and produces a lighted window if spark is present from electrical system to the engine
- Works on magnetos and coils

|                                |                  |
|--------------------------------|------------------|
| <b>SPARK PLUG TESTING TOOL</b> | <b>3807-0559</b> |
|--------------------------------|------------------|



**FLEX PICK UP TOOL** **\$18<sup>95</sup>**

- 28" long flexible shaft with magnetized pick-up claw on end allows for picking up hard-to-get-at items
- Great tool for any shop


|                          |                  |
|--------------------------|------------------|
| <b>FLEX PICK UP TOOL</b> | <b>3850-0535</b> |
|--------------------------|------------------|



**HEAVY DUTY CENTER PUNCH** **\$22<sup>95</sup>**

- For repetitive punching, drilling, or riveting metal objects. This tool automatically marks surface that you are drilling and prevents the drill bit from wandering
- High-strength steel tip is spring loaded and marks surface when applying pressure
- Has durable plastic handle for better grip and control

|                        |                  |
|------------------------|------------------|
| <b>HD CENTER PUNCH</b> | <b>3850-0536</b> |
|------------------------|------------------|



**SHOCK SPANNER WRENCH** **\$27<sup>95</sup>**

- This is ideal tool to be used when adjusting the pre-load collar on rear shock
- The bent tip adjust collar in difficult hard to reach positions
- Long shaft allows you to turn preload collar with minimum force

|                             |                  |
|-----------------------------|------------------|
| <b>SHOCK SPANNER WRENCH</b> | <b>3805-0217</b> |
|-----------------------------|------------------|



**HOSE PINCHER TOOL** **\$8<sup>95</sup>**

- Great tool to prevent fluid from leaking out of your hoses
- Applies pressure to the hose by pinching off the tube and eliminating fluid from running out
- Use on gas tank hoses or oil lines while working on an engine
- Sold as a set

|                          |                  |
|--------------------------|------------------|
| <b>HOSE PINCHER TOOL</b> | <b>3850-0537</b> |
|--------------------------|------------------|



**360° ADJUSTABLE FUNNEL WITH LID** **\$19<sup>95</sup>**

- This unique design allows for top fill or side fill of tanks and containers
- Long 350mm spout base incorporates a 360° rotational base angled head, allows for a more direct pouring capability without risk of spilling fluid
- Spout has 1100ML capacity with measurement markings for accurate fluid containment
- Hinged cover and built in screen filter in base captures any foreign debris

|  |                  |
|--|------------------|
| <b>360° ADJUSTABLE FUNNEL WITH LID</b> | <b>3850-0540</b> |
|--|------------------|



**SOFT METAL BRUSH SET**

**\$13.95**

- These brushes are great items to use on your engine when cleaning grime and built-up oil sludge from engine cases, chain lube, etc
- Comes as a two-piece set: one curved brush and one straight brush to get into difficult locations
- Use caution around any painted or plated surface to prevent damage to the finish
- Soft brass bristles for braking down sludge along with slim design to reach tight areas

SOFT METAL BRUSH SET 3850-0539



**4 LITER MEASSURING PITCHER**

**\$19.95**

- Great for filling up to four liters of fluids from bulk containers
- Has marking to determine correct amount of fluids being added into container
- Great for adding engine oil for larger motorcycles and ATV /UTVs with larger than 1000 CC capacity fluid levels
- Container uses handle and pour spout for easy transfer of fluids into unit being worked on

4 LITER MEASSURING PITCHER 3850-0521



**STUD REMOVAL TOOL KIT**

**\$90.95**

- Kit consists of 10 pieces which includes 5 extractor bits and 5 install bits
- Comes with following size bits: M10x1.5 / M10x1.25 / M8x 1.25 / M7x1.0 / M6x 1.0
- Comes in plastic storage case

STUD REMOVAL TOOL KIT 3801-0407



**O-RING EXTRACTOR AND INSTALL TOOL**

**\$13.95**

- Kit includes various points and blunt ends to help in extracting and installing various size O-rings
- Double end tool to simply to job and provide more accurate result

O-RING EXTRACTOR AND INSTALL TOOL 3850-0543



**6-IN-1 SCREWDRIVER SET**

**\$10.95**

- Uses universal handle and includes the following tips: 1/4"(6mm), 5/16"(8mm), #1, #2, and 3/15" and 1/4" double bit
- This is a great set to add into any fanny pack or portable tool kit to use on the trail

6-IN-1 SCREWDRIVER SET 3850-0541



**3-IN-1 RATCHET**

**\$30.95**

- Ratchet is 7 inch long to provide ample leverage when extracting bolts.
- This ratchet has all 3 sizes: 1/4", 3/8", and 1/2" drive for use with any socket sets.
- Minimize the number of tools to take along on a trip by adding this great option to your tool box or adventure kit

3-IN-1 RATCHET 3850-0542



**HEAVY DUTY PRECISION PICK SET**

**\$22.95**

- Set includes: one straight, one 90°, one 45°, and one curved for extracting O-rings
- Handle has threaded head so you can insert various tips for added reach and control
- This a great item to include in your tool box for those hard to reach areas and extract items

HD PRECISION PICK SET 3850-0538

APPAREL

HELMETS & GOGGLES

RIDER ARMOR

OUTERWEAR

YOUTH

LUGGAGE & PACKS

BIKE BODY

BIKE CONTROLS

BIKE SUSPENSION

BIKE BRAKING

BIKE DRIVE

BIKE BEARINGS

BIKE ENGINE

BIKE ELECTRICAL

BIKE EXHAUST

BIKE WHEELS

BICYCLE

GARAGE & PROMO

SIZING CHART





**OIL FILTER PULLER** **\$13.95**

- Easy removal of oil filters that are recessed and difficult to remove
- Simply drive sheet metal screw end into the oil filter housing and extract filter without damage to the case
- Not for use with SS reusable filters

|                   |           |
|-------------------|-----------|
| OIL FILTER PULLER | 3801-0363 |
|-------------------|-----------|



**CHAIN BREAKER TOOL** **\$40.95**

- For use from 428 to 530 chain sizes.
- Compact design has folding handle that provides additional leverage when pressing out pins from chain side plates.
- Maximum pin extension is 18mm for driving pins out from width of chain link.
- Replaceable pin is available and heat treated for added strength and wear resistance

|                    |           |
|--------------------|-----------|
| CHAIN BREAKER TOOL | 3806-0086 |
|--------------------|-----------|

**TRACK BOX REPLACEMENT HARDWARE KITS** **\$19.95 - \$23.95**



- Two styles of replacement bolt kits specifically for KTM or Japanese dirt bikes
- KTM hardware is Dacromet® plated, 8.8 grade, and has dimpled heads like stock
- Japanese kit contains nickel-plated bolts selected to replace commonly lost hardware
- Less expensive than OEM and priceless when you really need it
- Keep a box in your toolbox, riding pack and gear bag for those critical moments
- Made in the USA

| DESCRIPTION                | PART #    |
|----------------------------|-----------|
| 48-PIECE KTM HARDWARE      | 2401-1519 |
| 54-PIECE JAPANESE HARDWARE | 2401-1520 |



**SNAP RING TOOL** **\$27.95**

- Removal of internal snap rings used on hydraulic mater cylinders
- Right angle allows up to 50mm deep in reach
- Can be used on fork seal retaining rings also

|                |           |
|----------------|-----------|
| SNAP RING TOOL | 3808-0019 |
|----------------|-----------|



**CLUTCH/ BRAKE BLEEDER TOOL** **\$18.95**

- Simply attach the syringe to the bleeder bolt then open and apply slight pressure pushing fluid up into the reservoir
- This can also be used to extract specific amounts of fluid from fork leg or any other reservoir
- Simple easy way to push fluid through line without adding air bubbles into line

|                            |           |
|----------------------------|-----------|
| CLUTCH/ BRAKE BLEEDER TOOL | 3808-0018 |
|----------------------------|-----------|



**HD SPRING PULLER TOOL** **\$18.95**

- Its heavy duty handle provides extra leverage for pulling off stiff pipe springs.
- Larger handle allows for better grip and longer hook area to get into hard to reach areas

|                       |           |
|-----------------------|-----------|
| HD SPRING PULLER TOOL | 3850-0486 |
|-----------------------|-----------|



**CABLE LUBER** **\$11.95**

- Allows a solid seal to the cable without having to remove from lever and perch.
- Inject lube into the housing forcing lube into the cable and forcing through cable until it runs out opposite end of cable
- Small compact size allows to be carried in fanny pack or small tool pack for on trail use

|             |           |
|-------------|-----------|
| CABLE LUBER | 3850-0487 |
|-------------|-----------|



**METRIC BOLT KIT** **\$59.95**

- Ultimate kit for riders with multiple brands of bikes
- Wide variety of parts in kit enables you to help out your buddies
- Kit includes approximately 179 parts including bolts, nuts, factory hardware and more
- Fits many full-size late-model Japanese motocross and off-road motorcycles

|                 |           |
|-----------------|-----------|
| METRIC BOLT KIT | 2401-1567 |
|-----------------|-----------|



**CR/CRF BOLT KIT** **\$59.95**

- Comprehensive kit designed for 125-450 CR/CRF models from 2000 to current
- Parts fit any Honda dirt bike
- All parts are factory-style replacements.
- 193 piece kit includes rotor bolts, shroud bolts, seat bolts, subframe bolts, fork guard bolts, factory hardware, aluminum bushings, aluminum rim-lock spacers, sprocket bolts, Fuji nuts, misc washers, valve stem parts, hex-head bolts, and more

|                 |           |
|-----------------|-----------|
| CR/CRF BOLT KIT | 2401-1568 |
|-----------------|-----------|



**KX/KXF BOLT KIT** **\$59.95**

- The KX/KXF 154 piece Bolt Kit includes factory style hex flange bolts with captured washers, hex head flange bolts, shroud bolts, seat bolts, sub-frame bolts, fork guard bolts, rotor bolts, sprocket bolts, factory hardware, rim lock spacers, valve stem parts, chain guide parts, Fuji lock nuts, misc washers and an axle nut!
- Fits Kawasaki KX/KXF model years 2003 to current
- Many parts will fit other Kawasaki dirt bikes

|                 |           |
|-----------------|-----------|
| KX/KXF BOLT KIT | 2401-1570 |
|-----------------|-----------|



**RM/RMZ BOLT KIT** **\$59.95**

- The RM/RMZ Bolt Kit is intended for RM/RMZ 125-450 models from 2000 to current
- Many parts cross over for older models, DR's and other Suzuki dirt bikes
- Includes 169 pieces hardware including shroud bolts, seat bolts, sub-frame bolts, fork guard bolts, rotor bolts, sprocket bolts, T-nuts, aluminum bushings, rim lock spacers, valve stem parts, Fuji lock nuts, replacement bolts, and misc. washers

|                 |           |
|-----------------|-----------|
| RM/RMZ BOLT KIT | 2401-1571 |
|-----------------|-----------|



**YZ/YZF/WR BOLT KIT** **\$59.95**

- The YZ/YZF/WR Bolt Kit is developed for 2003 to current YZ/YZF/WR 125-450
- Crosses over to older models as well
- This 172 piece kit includes several hardware pieces, sprocket bolts, rotor bolts, valve stem parts, Fuji lock nuts, replacement bolts, misc. washers and more

|                    |           |
|--------------------|-----------|
| YZ/YZF/WR BOLT KIT | 2401-1569 |
|--------------------|-----------|



**EURO BOLT KIT** **\$59.95**

- Kit developed for 125-500 KTM
- Fits many Husqvarna, Husaberg, Beta and Gas Gas as well!
- Comprised of 160 pieces including factory style KTM hardware, bolts, aluminum washers and concave washers, as well as dimpled flange bolts, carb screws, body screws, sprocket bolts, clips, valve stem parts and more

|               |           |
|---------------|-----------|
| EURO BOLT KIT | 2401-1566 |
|---------------|-----------|

APPAREL

HELMETS & GOGGLES

RIDER ARMOR

OUTERWEAR

YOUTH

LUGGAGE & PACKS

BIKE BODY

BIKE CONTROLS

BIKE SUSPENSION

BIKE BRAKING

BIKE DRIVE

BIKE BEARINGS

BIKE ENGINE

BIKE ELECTRICAL

BIKE EXHAUST

BIKE WHEELS

BICYCLE

GARAGE & PROMO

SIZING CHART

**TIRE REPAIR KIT \$35.95**



- All you need to repair and inflate your tire on the road or trail
- Padded nylon zippered carrying case easily stores inside fanny pack or tool compartment
- Each cartridge produces 8-9 psi
- 4" inflator hose accepts threaded cartridges only
- Kit includes: one large oblong patch, two medium size patches, three small patches, thumb buffer, .50 oz tube of rubber cement, five 4" rubber insert strips, insertion tool with screwdriver handle, reamer/ rasp tool with screwdriver handle, three 16 gram 3/8" threaded CO2 cartridges and CO2 4" inflator hose
- Replacement threaded cartridges (6-pack) available, part # 0363-0060 - \$20.95
- Made in the USA
- **NOTE: CO2 CARTRIDGES CANNOT BE TRANSPORTED ON AN AIRCRAFT**

|                 |           |
|-----------------|-----------|
| TIRE REPAIR KIT | 0364-0033 |
|-----------------|-----------|

**TIRE INFLATOR KIT \$24.95**



- Don't leave yourself stranded
- The Moose Racing® tire inflator kit gets you back on the road or trail quickly
- Inflator accepts threaded CO2 cartridges only
- 4" inflator hose included
- Three 16 gram 3/8" threaded cartridges included
- Each cartridge produces 8-9 PSI
- Replacement threaded cartridges (6-pack) available, part # 0363-0060 - retail \$20.95
- Made in the USA
- **NOTE: CO2 CARTRIDGES CANNOT BE TRANSPORTED ON AN AIRCRAFT**

|                   |           |
|-------------------|-----------|
| TIRE INFLATOR KIT | 0363-0063 |
|-------------------|-----------|

**CO2 REPLACEMENT CARTRIDGES \$20.95**

- 16 gram cartridges in threaded and non-threaded styles
- Threaded cartridges have 3/8" threading
- For all CO2 tire inflators
- Sold in 6-packs
- **NOTE: CO2 CARTRIDGES CANNOT BE TRANSPORTED ON AN AIRCRAFT**



| DESCRIPTION                                  | PART #    |
|--|-----------|
| 16 GRAM NON-THREADED CO2 REPLACEMENTS 6-PACK | 0363-0061 |
| 16 GRAM THREADED CO2 REPLACEMENTS 6-PACK     | 0363-0060 |

**CO2 FISH BOWL \$3.50 (EA)**

- Keep the right quantity of CO2 cartridges on hand
- Fish bowl contains twenty 16 gram 3/8" threaded CO2 cartridges to dealers
- Sold to consumers individually
- Made in the USA
- **NOTE: CO2 CARTRIDGES CANNOT BE TRANSPORTED ON AN AIRCRAFT**



|               |           |
|---------------|-----------|
| CO2 FISH BOWL | 0363-0062 |
|---------------|-----------|

**TIRE SEALANT \$19.95 - \$294.95**

- Seals up to 1/2" puncture in the tread and 3/4" puncture in the sidewall
- Stops bead leaks, valve stem leaks and pinhole leaks in rims
- Will not solidify or freeze (above -33°F)
- Will not rust steel, corrode aluminum wheels, or clog valve core
- Biodegradable and water soluble
- Works for the life of the tire
- Not recommended for extreme high-speed competition applications
- Available in 32 oz bottle. One bottle needed to treat one average utility ATV tire
- Made in the USA



|                  |           |
|------------------|-----------|
| TIRE SEALANT     | 3715-0013 |
| FIVE GALLON PAIL | 3715-0015 |
| FIVE GALLON PUMP | 3715-0016 |

**3-WAY VALVE CORE FISHING TOOL \$16.95**



- Features an 8" high-strength flexible steel cable
- Tipped with a male valve core plug
- The tip is designed to screw into the valves stem instead of over the stem
- Allows you 100% clearance through the hole in your rim
- The handle includes a tire deflator and valve core remover
- Made in the USA

|                               |           |
|-------------------------------|-----------|
| 3-WAY VALVE CORE FISHING TOOL | 3810-0042 |
|-------------------------------|-----------|

**VALVE CORE TOOL \$8.95**

- Screwdriver handle valve core tool for extracting and installing tire valve cores



|                 |           |
|-----------------|-----------|
| VALVE CORE TOOL | 3810-0031 |
|-----------------|-----------|

**ALUMINUM VALVE CORE TOOL \$9.95**

- All aluminum with knurled handle
- Used to remove and install tire valve cores



|                          |           |
|--------------------------|-----------|
| ALUMINUM VALVE CORE TOOL | 3810-0033 |
|--------------------------|-----------|

**4-WAY TIRE VALVE REPAIR TOOL \$6.95**

- Repairs core and stem threads
- Has core screwdriver and broken core extractor
- Very small and compact



|                              |           |
|------------------------------|-----------|
| 4-WAY TIRE VALVE REPAIR TOOL | 3810-0032 |
|------------------------------|-----------|



**TUBELESS TIRE VALVE TOOL**

**\$22.95**



- Used for installation and removal of rubber snap-in valves
- Rugged steel construction
- Works with any length valve stem
- Works with any rim size
- 12" in length
- Made in the USA

|                          |           |
|--------------------------|-----------|
| TUBELESS TIRE VALVE TOOL | 0365-0098 |
|--------------------------|-----------|



**PROFESSIONAL TIRE IRON**

**\$19.95**

- Drop forged and zinc plated
- Special tapered curved ends w/rim stop on one end
- Measures 13 1/2" L

|                        |           |
|------------------------|-----------|
| PROFESSIONAL TIRE IRON | 3810-0086 |
|------------------------|-----------|



**TIRE LEVERS \$18.95 - \$20.95**

- Innovative multi-use tire tool with axle nut wrench on one end and tire spoon on the other
- Integrated tire spoons for tire removal and installation
- Ergonomic design
- Forged steel construction for heavy-duty shop use
- Measures 10" L
- Sold as each

| SIZE | PART #    |
|------|-----------|
| 22MM | 3810-0081 |
| 24MM | 3810-0082 |
| 27MM | 3810-0083 |
| 32MM | 3810-0084 |

APPAREL

HELMETS & GOGGLES

RIDER ARMOR

OUTERWEAR

YOUTH

LUGGAGE & PACKS

BIKE BODY

BIKE CONTROLS


**TIRE SPOON TOOL**

**\$11.95**



- Constructed of strong, heat-treated vanadium steel
- Spoon design decreases the chance of tube pinch
- 10" long tire iron with coated rubber handle

|                 |           |
|-----------------|-----------|
| TIRE SPOON TOOL | 3810-0089 |
|-----------------|-----------|



**MIGHTY TIRE IRON**

**\$46.95**

- Long heavy-duty tire iron for increased leverage
- Handle design eases workload by reducing discomfort and fatigue
- The iron is made of chrome vanadium and the spoon design prevents pinching of tubes
- Made in the USA

|                  |           |
|------------------|-----------|
| MIGHTY TIRE IRON | 3810-0068 |
|------------------|-----------|

**RIM PROTECTORS**

**\$13.95**

- Fits over rim edge to prevent scratches and galling from tire tools when installing tires
- 2-piece set allows random placement of protectors around the rim
- Pull cord for easy release, and prevents protector from getting lost on inside of rim
- Constructed of tough thermo plastic, and strong nylon cords
- Keeps rims looking new



|                |           |
|----------------|-----------|
| RIM PROTECTORS | 3811-0069 |
|----------------|-----------|

BIKE SUSPENSION

BIKE BRAKING

BIKE DRIVE

BIKE BEARINGS

BIKE ENGINE

BIKE ELECTRICAL

**TY-ER IRONS**

**\$44.95**

- Ergonomic plastic molded handle for increased comfort
- Spooned end prevents tubes from pinching
- Zinc coated steel
- Measures 10 1/2" long
- Sold in pairs
- Made in the USA



|             |        |
|-------------|--------|
| TY-ER IRONS | M01066 |
|-------------|--------|

**ENDURO TIRE IRONS**

**\$22.95**

- Fits easily in all Moose Racing® packs
- Hot-Forged chrome vanadium steel withstands the toughest use
- Vinyl carrying pouch included
- 8 1/2" L, weighs only 4.2 oz
- Made in the USA



|                   |        |
|-------------------|--------|
| ENDURO TIRE IRONS | M01065 |
|-------------------|--------|

**TIRE BEAD TOOL**

**\$19.95**

- Holds the bead in place as you work your way around the tire
- Made of aluminum with a nylon screw so it will not scratch the rim
- Sold in pairs



|                |           |
|----------------|-----------|
| TIRE BEAD TOOL | 3810-0066 |
|----------------|-----------|

BIKE EXHAUST

BIKE WHEELS

BICYCLE

GARAGE & PROMO

SIZING CHART




**TIRE IRON W/RIM PROTECTOR**

**\$31.95**

- Special design with bonded plastic on one side to protect rims from damage
- Drop forged & zinc plated
- Tapered and curved ends
- Measures 15" L

|                           |           |
|---------------------------|-----------|
| TIRE IRON W/RIM PROTECTOR | 3810-0087 |
|---------------------------|-----------|



**MINI TIRE IRON**

**\$27.95**

- The perfect size for fanny packs and tool boxes
- Double-sided
- Spooned end prevents tubes from pinching
- Made in the USA

|                |           |
|----------------|-----------|
| MINI TIRE IRON | 3810-0069 |
|----------------|-----------|



**SPOKE WRENCH KIT \$29.95**

- Spoke Wrench Kit includes 10 bits to fit all Moose Racing® and most stock nipple sizes
- Machined aluminum handle accepts two threaded bits at a time
- Hardened steel bits in 5.4, 5.6, 5.8, 6.0, 6.1, 6.2, 6.4, 6.5, 6.8 & 6.9mm sizes

|                  |           |
|------------------|-----------|
| SPOKE WRENCH KIT | 3811-0092 |
|------------------|-----------|



**SPOKE WRENCH SET \$45.95**

- Drop forged, dichromate finish
- Fits 20 different size spokes, ranging from 4mm - 7.4mm

|                  |           |
|------------------|-----------|
| SPOKE WRENCH SET | 3811-0072 |
|------------------|-----------|



**MASTER LINK PLIERS \$18.95**

- Saves time installing and removing chains
- The specially formed pliers pull the end link rollers close together, allowing for a quick and simple master link installation or removal

|                    |           |
|--------------------|-----------|
| MASTER LINK PLIERS | 3801-0257 |
|--------------------|-----------|



**CHAIN BREAKER/RIVET TOOL \$79.95**

- Break or rivet chain from #35 to #530 like a pro
- Kit includes 2, 3, 4mm pins to fit most chains
- Includes press plates and all necessary riveting pieces
- Kit comes in durable plastic case

|                          |           |
|--------------------------|-----------|
| CHAIN BREAKER/RIVET TOOL | 3806-0066 |
|--------------------------|-----------|



**MASTER LINK PLIERS \$14.95**

- Quick, easy installation/removal of clip type chain master links
- Unique offset jaws with notched shorter jaw
- Short jaw goes on the master link pin, while the longer jaw pushes the clip into place

|                    |           |
|--------------------|-----------|
| MASTER LINK PLIERS | 3801-0333 |
|--------------------|-----------|



**BEARING REMOVAL KIT \$129.95**

- Easy bearing removal without damaging cases or hubs
- Kit includes a slide hammer and 8, 10, 12, 15, 17, 20, 25 and 30mm size collets to fit most bearing sizes
- Includes heavy-duty plastic case

|                     |           |
|---------------------|-----------|
| BEARING REMOVAL KIT | 3811-0093 |
|---------------------|-----------|



**CHAIN BRUSH \$9.95 - \$20.95**

- Stiff bristles that will remove dirt and grime from your chain
- Sturdy plastic handle with removable bristles
- Allows you to clean all four sides of your chain
- The long bristle end can be used for cleaning other parts of your bike

| DESCRIPTION                  | PART #    | RETAIL  |
|------------------------------|-----------|---------|
| CHAIN BRUSH                  | 3806-0022 | \$17.95 |
| 4-PIECE REPLACEMENT BRISTLES | 3806-0023 | \$9.95  |



**METRIC TAP AND DIE SET \$78.95**

- Works great for cutting new threads as well as chasing threads that may have been damaged
- Manufactured from quality, uncoated high speed steel for durability and precision cutting
- 40-piece set includes taps and dies along with correct tap and die wrenches, screwdriver for die wrench, pitch gauge, thread-drill size chart and durable plastic case
- Not intended to be used with power tools
- Sizes listed below

|                        |           |
|------------------------|-----------|
| METRIC TAP AND DIE SET | 3801-0280 |
|------------------------|-----------|

| SIZES     |           |            |            |
|-----------|-----------|------------|------------|
| M3 X 0.5  | M5 X 0.9  | M8 X 1.00  | M12 X 1.75 |
| M3 X 0.6  | M6 X 0.75 | M8 X 1.25  | 1/8" NPT   |
| M4 X 0.7  | M6 X 1.00 | M10 X 1.25 |            |
| M4 X 0.75 | M7 X 0.75 | M10 X 1.50 |            |
| M5 X 0.8  | M7 X 1.00 | M12 X 1.5  |            |

**SHOCK  
WRENCHES**

**\$19<sup>95</sup> - \$22<sup>95</sup>**



- Made from 6061-T6 aluminum
- Allows you to adjust the spring pre-load without having to remove the shocks
- Made in the USA

| DESCRIPTION                              | PART #                 |
|--|------------------------|
| <b>HUSQVARNA</b>                         |                        |
| 125-501 14-15                            | 3805-0098 <sup>1</sup> |
| FE/TE 125-501 16                         | 3805-0098 <sup>3</sup> |
| FE/TE 125-501 17-23                      | 3805-0150              |
| TC125 16-23                              | 3805-0150 <sup>1</sup> |
| FC/FX 250/350/450 16-23                  | 3805-0150 <sup>1</sup> |
| TC 250/300 16                            | 3805-0098 <sup>3</sup> |
| TC/TX 250/300 17-23                      | 3805-0150 <sup>1</sup> |
| <b>KTM</b>                               |                        |
| ALL FULL SIZE OFFROAD MODELS 00-10       | 3805-0085              |
| XCW/EXC/EXCF-W 11                        | 3805-0085              |
| XC/SX/SXF 11-15                          | 3805-0098 <sup>1</sup> |
| XCW/EXC 12-16                            | 3805-0098 <sup>3</sup> |
| XCW/EXC 17-23                            | 3805-0150              |
| 125-450 SX/SXF/XC/XCF (EXCEPT 250 SX) 16 | 3805-0150 <sup>1</sup> |
| 125-450 SX/SXF/XC/XCF 17-23              | 3805-0150 <sup>1</sup> |

1 - SHOCK SPANNER WRENCH FITS WP SHOCK WITH PLASTIC SINGLE COLLAR KTM/HUSQVARNA



**SAG SCALE**

**\$46<sup>95</sup>**

- Fully adjustable scale-to-fit a variety of bike sizes
- Tapered axle pin that fits mini and big bike axles
- Quick release set screw for convenient tightening
- Standard and metric measurements
- Telescoping design for easy storage in tool boxes
- Aluminum construction makes for lightweight and durable scale

|           |           |
|-----------|-----------|
| SAG SCALE | 3806-0063 |
|-----------|-----------|

**UNIVERSAL SHOCK  
PRELOAD TOOL**

**\$23<sup>95</sup>**



- Adjust preload rings and collars for sizes 35mm - 75mm
- Compact handle allows it to fit in trail tool bags

|                              |           |
|------------------------------|-----------|
| UNIVERSAL SHOCK PRELOAD TOOL | 3805-0121 |
|------------------------------|-----------|

**FORK CAP REMOVAL  
TOOL**

**\$22<sup>95</sup>**

- Made from 6061 T6 Billet aluminum
- Make for cap removal a snap with this handy socket
- Works with 48mm WP Twin Chamber and 4CS forks
- Made in the USA



| MAKE/MODEL/YEAR   | PART #    |
|---|-----------|
| KTM 02-06 SX; 06-07 XC; 08-16 XCW/XCFW/EXC  | 3805-0134 |
| WP 4CS FORKS - KTM 14-16 XC/XCF/SIX DAYS; HUSABERG 13-14 ALL MODELS; HUSQVARNA 2014 125-501TE/FE AND 15-16 125-501 ALL MODELS | 3805-0135 |



**FORK SEAL DRIVER**

**\$56<sup>95</sup>**

- Designed for easy installation of most fork seals with 39mm - 50mm fork tubes
- Works on either conventional or inverted forks
- Split design, with weighted body

|                  |           |
|------------------|-----------|
| FORK SEAL DRIVER | 3850-0399 |
|------------------|-----------|



**HEAVY-DUTY  
PULLEY, SPROCKET,  
GEAR HOLDER**

**\$35<sup>95</sup>**

- This holding tool can be a big help when removing pulleys, gears or sprockets
- Wide range of adjustability
- Two secure pins of two different sizes allow a fit for most applications

|  |           |
|--|-----------|
| HEAVY-DUTY PULLEY, SPROCKET, GEAR HOLDER | 3808-0015 |
|--|-----------|



**CLUTCH HUB  
HOLDER TOOL**

**\$24<sup>95</sup>**

- Locking pliers with unique shape holds clutch hub, sprockets, flywheels, gears and more
- Zinc plated steel with 8mm spanner pins

|                        |           |
|------------------------|-----------|
| CLUTCH HUB HOLDER TOOL | 3803-0176 |
|------------------------|-----------|



**PISTON RING  
INSTALLATION TOOL**

**\$35<sup>95</sup>**

- Designed to prevent ring breakage during installation
- Easily removed after cylinder is in position
- Four ring fixture tools for piston sizes 40mm - 85mm
- Storage case included

|                               |           |
|-------------------------------|-----------|
| PISTON RING INSTALLATION TOOL | 3801-0256 |
|-------------------------------|-----------|



**FLYWHEEL PULLER  
SET**

**\$107<sup>95</sup>**

- Metric 10-piece puller set
- Has thread pitch and size combinations to fit almost all motorcycles
- Made from high-grade steel
- Storage case included

| PULLER SIZES    |                  |                 |
|-----------------|------------------|-----------------|
| M14 X PITCH 1.5 | M22 X PITCH 1.5  | M25 X PITCH 1.5 |
| M19 X PITCH 1.0 | M26 X PITCH 1.0  | M27 X PITCH 1.0 |
| M16 X PITCH 1.5 | M27 X PITCH 1.25 | M22 X PITCH 1.0 |
| M26 X PITCH 1.5 | M28 X PITCH 1.0  | M24 X PITCH 1.0 |
| M18 X PITCH 1.5 | M20 X PITCH 1.0  | M28 X PITCH 1.5 |

|                     |           |
|---------------------|-----------|
| FLYWHEEL PULLER SET | 3802-0056 |
|---------------------|-----------|

APPAREL

HELMETS &  
GOGGLES

RIDER  
ARMOR

OUTERWEAR

YOUTH

LUGGAGE &  
PACKS

BIKE  
BODY

BIKE  
CONTROLS

BIKE  
SUSPENSION

BIKE  
BRAKING

BIKE  
DRIVE

BIKE  
BEARINGS

BIKE  
ENGINE

BIKE  
ELECTRICAL

BIKE  
EXHAUST

BIKE  
WHEELS

BICYCLE

GARAGE  
& PROMO

SIZING  
CHART



**RADIATOR FIN STRAIGHTENER**

**\$16.95**

- Handy 6-in-1 straightener
- Straighten damaged fins and remove debris without danger of puncture
- Straightener sections are clearly marked for fin size
- Compact enough to use even in confined spaces
- The straightener head is 3 1/8" in diameter and the handle is 3 1/2" L
- Straightens 8, 9, 10, 12, 14 and 15 fins per inch
- A quick tool for putting all those cooling fins back to work



|                           |           |
|---------------------------|-----------|
| RADIATOR FIN STRAIGHTENER | 3850-0263 |
|---------------------------|-----------|

**COMBO AXLE/SPARK PLUG WRENCH**

**\$31.95**

- Combination spark plug, axle, spanner, double box wrench
- Sizes included - 17mm, 21mm, 27mm and 32mm



|                              |           |
|------------------------------|-----------|
| COMBO AXLE/SPARK PLUG WRENCH | 3812-0609 |
|------------------------------|-----------|

**KTM POWER VALVE TOOL**

**\$12.95**

- Essential for adjusting power valve on KTM 2-strokes
- Made of aluminum, light and easy to carry



|                      |           |
|----------------------|-----------|
| KTM POWER VALVE TOOL | 3850-0403 |
|----------------------|-----------|



**PISTON PIN PULLER TOOL**

**\$33.95**

- Remove piston pins without damaging your piston
- Four bit sizes remove piston pins from 12mm (1/2") - 25mm (1")
- Anodized aluminum tool body is durable, yet easy on your piston

|                        |           |
|------------------------|-----------|
| PISTON PIN PULLER TOOL | 3801-0334 |
|------------------------|-----------|



**TOP DEAD CENTER TOOL**

**\$35.95 - \$36.95**

- Made from 304 stainless steel and uses O-rings to prevent shaft from falling into combustion chamber
- Easily determine true top dead center when setting valves, timing and other top end work
- Can be used in conjunction with a dial indicator (not included) for accurate top dead center measurements
- Easily threads into 14mm spark plug threads

|                             |           |
|-----------------------------|-----------|
| TOP DEAD CENTER TOOL - 14MM | 3801-0279 |
|-----------------------------|-----------|

|                                |           |
|--------------------------------|-----------|
| TOP DEAD CENTER TOOL - 10-12MM | 3801-0392 |
|--------------------------------|-----------|



**PLUG WRENCH**

**\$9.95 - \$11.95**

- Plug wrench for water cooled 2-strokes has a 12-point, broached wrench for tight situations
- Handle can be custom bent for a better fit on your application
- Fits standard 13/16" plug size
- Made in the USA

| DESCRIPTION            | PART # |
|------------------------|--------|
| AIR COOLED PLUG WRENCH | M204   |
| WATER PUMP PLUG WRENCH | M205   |

**RIDER'S WRENCH BY FREDETTE**

**\$21.95**



- Combines three wrenches in one: 2-stroke spark plug / front axle / rear axle
- Available in popular sizes to fit virtually all off-road machines
- Made in the USA

| MAKE/MODEL/YEAR              | SIZE      | PART #    |
|------------------------------|-----------|-----------|
| <b>GAS GAS</b>               |           |           |
| ALL                          | 17 X 27MM | MO1030    |
| <b>HONDA</b>                 |           |           |
| XRS                          | 17 X 24MM | MO1036    |
| CRS 89-92                    | 17 X 27MM | MO1030    |
| CRS 93-94                    | 19 X 27MM | MO1031    |
| CRS 94-99                    | 22 X 27MM | MO1034    |
| CR/CRFS 00-17                | 22 X 32MM | MO1037    |
| <b>HUSQVARNA</b>             |           |           |
| ALL                          | 17 X 27MM | MO1030    |
| <b>KAWASAKI</b>              |           |           |
| KXS 86-89                    | 17 X 27MM | MO1030    |
| KXS 93-02                    | 22 X 27MM | MO1034    |
| KXS 03-09                    | 22 X 32MM | MO1037    |
| KX250/450F 04-17             | 22 X 32MM | MO1037    |
| KDXS 86-94                   | 19 X 27MM | MO1031    |
| KDXS 95-06                   | 17 X 27MM | MO1030    |
| KLX250/300/650 93-17         | 17 X 27MM | MO1030    |
| KLX 450 08-09                | 22 X 32MM | MO1037    |
| <b>KTM</b>                   |           |           |
| ALL 94-13                    | 17 X 27MM | MO1030    |
| SX 125/250 23-24             | 17 X 30MM | 3850-0614 |
| SX-F 250/350/450 23-24       | 17 X 30MM | 3850-0614 |
| SX 300 2023                  | 17 X 30MM | 3850-0614 |
| XC 125 2023                  | 17 X 30MM | 3850-0614 |
| XC 250/300 23-24             | 17 X 30MM | 3850-0614 |
| XC-F 250/350/450 23-24       | 17 X 30MM | 3850-0614 |
| EXC 150/250/300 2024         | 17 X 30MM | 3850-0614 |
| EXC-F 250/350/450 /500 2024  | 17 X 30MM | 3850-0614 |
| SX 125/150/250 15-22         | 17 X 32MM | 3850-0615 |
| SX-F, XC-F 250/350/450 15-22 | 17 X 32MM | 3850-0615 |
| XC TPI 250/300 20-22         | 17 X 32MM | 3850-0615 |
| XC 300 15-22                 | 17 X 32MM | 3850-0615 |
| <b>SUZUKI</b>                |           |           |
| DRS                          | 17 X 24MM | MO1036    |
| RMS                          | 19 X 24MM | MO1032    |
| RM125/250 98-08              | 22 X 24MM | 3850-0017 |
| RMX 89-98                    | 19 X 24MM | MO1032    |
| RMZ250/450 04-17             | 22 X 32MM | MO1037    |
| RMX450Z                      | 22 X 32MM | MO1037    |
| <b>YAMAHA</b>                |           |           |
| YZS 89-91                    | 17 X 27MM | MO1030    |
| YZ/WR 92-95                  | 19 X 27MM | MO1031    |
| WR200 91-92                  | 17 X 24MM | MO1036    |
| YZ/YZF/WRS 96-09             | 22 X 27MM | MO1034    |

**UNIVERSAL METRIC AND SAE  
270-PIECE O-RING ASSORTMENT**

**\$21.95**



- High temperature (700°F), oil, gas, coolant and chemical resistant
- Used to seal oil lines, fuel system components and coolant passages on motorcycles, ATV, UTV, PWC, and snowmobiles

|  |           |
|--|-----------|
| UNIVERSAL METRIC AND SAE 270-PIECE O-RING ASSORTMENT | 2402-0163 |
|--|-----------|

**NYLON RATCHET CLAMPS**

**\$9.95 - \$44.95**



- 1-piece, space saver, quick release and no special tools needed
- Black in color
- Available in 16 & 100-packs
- 16-pack size breakdown: 4pcs - 8mm; 4pcs - 9mm; 4pcs - 10mm; and 4pcs - 12mm
- 100-pack size breakdown: 25pcs - 8mm; 25pcs - 9mm; 25pcs - 10mm; and 25pcs - 12mm
- Made in the USA

|          |           |
|----------|-----------|
| 16-PACK  | 2402-0164 |
| 100-PACK | 2402-0165 |

**GEAR DRIVE HOSE CLAMPS**

**\$12.95 - \$20.95**

- 100% stainless steel, marine-grade high nickel 316 stainless steel construction that will not rust
- Thin band, low profile head makes these clamps perfect for motorcycle applications
- Slim design allows for applications in tight, hard to reach places
- Simply the best clamp you can buy
- Available in 4-packs in multiple sizes
- Made in the USA



| SIZE    | PART #    |
|---------|-----------|
| 6-16MM  | 2402-0166 |
| 7-17MM  | 2402-0167 |
| 8-22MM  | 2402-0168 |
| 10-25MM | 2402-0169 |
| 11-27MM | 2402-0170 |
| 13-32MM | 2402-0171 |
| 13-38MM | 2402-0172 |
| 19-44MM | 2402-0173 |
| 26-51MM | 2402-0174 |
| 32-58MM | 2402-0175 |
| 58-83MM | 2402-0176 |

**STEERING STEM WRENCH**

**\$21.95**

- 12-point flat profile wrench fits steering stem and fork cap nuts without removing handlebars
- Laser cut steel construction
- Nickel plated for rust resistance
- 30mm x 32mm
- Made in the USA



|                      |           |
|----------------------|-----------|
| STEERING STEM WRENCH | 3805-0054 |
|----------------------|-----------|

**SAFETY WIRE**

**\$18.95 - \$44.95**

- Stainless steel safety wire
- Spooled on a convenient plastic casing
- Spool perfect size for storage compartment or fanny pack
- 1 lb can is perfect for shop or garage use
- Available in two different diameters
- Made in the USA




| DESCRIPTION       | PART #    |
|-------------------|-----------|
| WIRE .028" X 120' | M112-0028 |
| WIRE .032" X 75'  | M112-0032 |
| 1 LB CAN .028"    | 3850-0210 |
| 1 LB CAN .032"    | 3850-0126 |

**OIL FILTER HARDWARE KITS**

**\$7.95**

- Replaces O-Rings and Washers with each oil change
- Kit Includes oil filter cover O-rings, oil strainer (most applications) and drain plug washers



| MAKE/MODEL/YEAR | PART #    |
|-----------------|-----------|
| <b>HONDA</b>    |           |
| CRF150R         | 2401-1087 |
| CRF250R 04-20   | 2401-1087 |
| CRF250X 04-19   | 2401-1087 |
| CRF450R 02-20   | 2401-1087 |
| CRF450X 05-19   | 2401-1087 |
| CRF450L 19-20   | 2401-1087 |
| <b>KAWASAKI</b> |           |
| KX250F 04-20    | 2401-1088 |
| KX450F 16-20    | 2401-1089 |
| <b>YAMAHA</b>   |           |
| YZ250F/FX 14-20 | 2401-1090 |
| YZ450F/FX 10-20 | 2401-1090 |
| WR250F 15-20    | 2401-1090 |
| WR450F 16-20    | 2401-1090 |

APPAREL

HELMETS & GOGGLES

RIDER ARMOR

OUTERWEAR

YOUTH

LUGGAGE & PACKS

BIKE BODY

BIKE CONTROLS

BIKE SUSPENSION

BIKE BRAKING

BIKE DRIVE

BIKE BEARINGS

BIKE ENGINE

BIKE ELECTRICAL

BIKE EXHAUST

BIKE WHEELS

BICYCLE

GARAGE & PROMO

SIZING CHART

**GASKET SCRAPER TOOL**

**\$12.95**



- Perfect size for motorcycle repairs and maintenance
- Strong pressed steel blade w/plastic handle
- Blade width 1", overall length 11"

|                     |           |
|---------------------|-----------|
| GASKET SCRAPER TOOL | 3850-0401 |
|---------------------|-----------|

**EMERGENCY CABLE REPAIR KIT**

**\$19.95**

- Contains cable components to repair many types of cables
- Two wire diameter sizes, and assortment of cable ends for throttle, brakes and clutch
- Small and compact container to carry on the road or off
- A must have for older machines



|                            |           |
|----------------------------|-----------|
| EMERGENCY CABLE REPAIR KIT | 0660-0012 |
|----------------------------|-----------|

**SAFETY WIRE DRILL JIG KIT**

**\$66.95**



- Nut drill jig allows the safety wire holes to be drilled through the head of bolts or through nuts
- It will accept up to a 3.5mm diameter
- Metric bolt drill jig provides six drill holes for metric sizes - 6x1.0, 8x1.0, 8x1.25, 10x 1.5 and 12x1.5 bolts

|                           |           |
|---------------------------|-----------|
| SAFETY WIRE DRILL JIG KIT | 3850-0404 |
|---------------------------|-----------|

**OEM CARBURETOR CLAMPS**

**\$3.95 - \$24.95**



- Moose Racing now offers the exact replacement OEM style clamps at an affordable price
- Clamps come in a black anodized finish with Phillips style screw head just like the OEM clamps
- Can be purchased in 6-packs or as individual pieces
- About 50% less than buying the OEM clamp
- Our clamps range in size from: 29mm-32mm / 35mm-38mm / 41mm- 44mm / 49mm-51mm

| OEM CARBURETOR CLAMPS | PART #    |
|-----------------------|-----------|
| 29MM-32MM 6-PACK      | 2402-0280 |
| 35MM-38MM 6-PACK      | 2402-0281 |
| 41MM-44MM 6-PACK      | 2402-0282 |
| 49MM-51MM 6-PACK      | 2402-0283 |
| 55MM-58MM 6-PACK      | 2402-0284 |
| 29MM-32MM EA.         | 2402-0285 |
| 35MM-38MM EA.         | 2402-0286 |
| 41MM-44MM EA.         | 2402-0287 |
| 49MM-51MM EA.         | 2402-0288 |
| 55MM-58MM EA.         | 2402-0289 |

**SPRING PULLER**

**\$11.95**



- Compact, lightweight, strong .102 diameter spring tempered wire
- Urethane covered handle
- 7" long
- Made in the USA

|               |           |
|---------------|-----------|
| SPRING PULLER | 3850-0187 |
|---------------|-----------|



**T-HANDLE DRIVER SOCKET SET**

**\$17.95**

- Drop forged "T" shaft
- Socket sizes - 8mm, 10mm and 12mm
- Measures 7"

|                            |           |
|----------------------------|-----------|
| T-HANDLE DRIVER SOCKET SET | 3812-0608 |
|----------------------------|-----------|

**HOOK AND LOOP SECURING STRAP INCLUDED**




**OFF-ROAD TRAIL STRAP**

**\$19.95**

- Don't go riding without your trail strap
- Strong, yet compact 12' long nylon strap with loop and open ends
- Rugged 500 denier tarpaulin pack material construction protects your cargo and easily handles the rigors of off-road use
- Easy to clean
- Mounting strap enables you to attach the sturdy carrying pouch on your vehicle, your belt or other gear
- YKK zippers
- Size: 5 1/2"L x 3"W x 1"H

|                      |           |
|----------------------|-----------|
| OFF-ROAD TRAIL STRAP | 3510-0110 |
|----------------------|-----------|





**TWO-IN-ONE HEX/STAR WRENCH SET** **\$53.95**

- Special design hex key wrenches that lets you use star or hex socket
- Torx sizes - T20, T25, T30, T40, T45 and T50
- Hex sizes - 5mm, 6mm, 7mm, 8mm, 9mm and 10mm
- Comes with reusable pouch

TWO-IN-ONE HEX/STAR WRENCH SET 3812-0607

**10-PIECE HEX WRENCH SET** **\$9.95**

- Made from high-quality chrome vanadium
- Comes with plastic holder
- Includes sizes 1.5mm thru 10mm



10-PIECE HEX WRENCH SET 3812-0043



**MOTORCYCLE ECONOMY TOOL KIT** **\$24.95**

- Contains: 3-in-1 spark plug wrench (16mm/18mm/21mm), slip joint pliers, reversible screwdriver, open end wrenches 8mm, 10mm, 12mm, 14mm
- Most popular tool sizes to fit on bike
- Comes with pouch

MOTORCYCLE ECONOMY TOOL KIT 3812-0605



**MULTI-TOOL** **\$19.95**

- The perfect trail side multi-tool
- Folding tool includes: 2, 2.5, 3, 4, 5, 6mm hex wrenches; 3/4" drive fitting; 8, 10, 12mm sockets; 8, 10, 15mm open end wrench; Phillips screwdriver and slotted screwdriver
- Includes a nylon pouch with belt attachment

MULTI-TOOL 3812-0614



INCLUDES: TWO GLOVE DRY PORTS, ONE HELMET DRY PORT & FOUR FOOTWEAR DRY PORTS

**BOOT, HELMET & GLOVE DRYER** **\$149.95**

- PEET™ multi dryer provides convection air technology that circulates air to safely dry footwear, gloves and helmets
- Eliminates odor caused by perspiration and bacteria
- Removes mold and mildew that deteriorates linings
- Two dry ports for gloves, one dryport for helmet and four footwear dry ports included
- Does not get hot or blow hot air
- Dry ports must be used for all gear drying
- Helmet, gloves and boots not included
- Power: 110-120 volt; 72 watts; 60 hertz USA household current

BOOT, HELMET & GLOVE DRYER 3430-0195



**BOOT WASH/DRY STAND** **\$29.95**

- Designed for easy boot washing and drying
- Set boots upside down to wash, helps keep water from entering inside the boot
- Keep boots on stand for drying
- Comes with carrying handle
- Powder coated steel construction
- Boots not included

BOOT WASH/DRY STAND 3430-0798

APPAREL

HELMETS & GOGGLES

RIDER ARMOR

OUTERWEAR

YOUTH

LUGGAGE & PACKS

BIKE BODY

BIKE CONTROLS

BIKE SUSPENSION

BIKE BRAKING

BIKE DRIVE

BIKE BEARINGS

BIKE ENGINE

BIKE ELECTRICAL

BIKE EXHAUST

BIKE WHEELS

BICYCLE

GARAGE & PROMO

SIZING CHART



**CROSS SCREW DRIVER TOOL SET** **\$30.95**

- Cross shaped handle has die cast construction
- The cross is a mini 3-way with 8mm, 9mm and two 10mm sockets
- The two 10mm sockets are for the bits included
- Hex bit sizes - 2mm, 2.5mm, 3mm, 4mm 5mm and 6mm
- Star bit size - T25
- Screwdriver bit sizes - Phillips #2 and slotted 4mm

|                                    |                  |
|------------------------------------|------------------|
| <b>CROSS SCREW DRIVER TOOL SET</b> | <b>3850-0402</b> |
|------------------------------------|------------------|

**STAINLESS STEEL CABLE TIES** **\$15.95 - \$18.95**



- Perfect for high temperature applications
- Ball bearing and barb fastening assembly locks tightly and will not slip
- Use anywhere a normal cable tie isn't strong enough or can't take the heat
- Two lengths available, sold in packs of five
- Made in the USA

| SIZE | PART #    |
|------|-----------|
| 8"   | 2120-0144 |
| 14"  | 2120-0145 |

**SUPER SIPHON** **\$22.95**



- Dangerous liquids and chemicals can be transferred more conveniently
- Works with almost all liquids including water, gas, diesel, kerosene, paint and thinners
- 1/2" diameter hose

|                     |                  |
|---------------------|------------------|
| <b>SUPER SIPHON</b> | <b>0706-0226</b> |
|---------------------|------------------|


**CABLE TIES** **\$8.95**



- These ties are made of strong 6/6 nylon
- They have UV additive so they will not fade or get brittle
- Available in a 30-pack and available in an assortment of sizes; 4", 6" & 8" lengths
- Available in black, gray, orange or white
- Made in the USA

| COLOR  | PART #    |
|--------|-----------|
| BLACK  | 2404-0587 |
| GRAY   | 2404-0588 |
| ORANGE | 2404-0589 |
| WHITE  | 2404-0586 |

**LADDER STYLE CABLE TIES** **\$24.95 - \$30.95**



- Self-locking design for fast and secure installation
- Made from 316 stainless steel and ideal for applications that involve corrosion, vibration and high temperatures
- Compatible and look great when used to install exhaust and header wraps
- Available in two colors; natural silver stainless steel or polyester powder coated black
- Available in 8" and 14" lengths
- Sold in 8-packs

| SIZE       | PART #    |
|------------|-----------|
| 8" SILVER  | 2120-0642 |
| 8" BLACK   | 2120-0643 |
| 14" SILVER | 2120-0644 |
| 14" BLACK  | 2120-0645 |



LANE WHITMER

**UTILITY HEAVY-DUTY TIE-DOWNS**

**\$26.95 - \$69.95**

- High-quality tie-downs that last
- Two oversized, high-strength rubber-coated hooks
- 6' long straps are printed with Moose Utility Division® logo
- Available in standard, ratchet, and quad pack, which includes two of each standard and two ratchet
- Made in the USA

| COLOR | 6' (MUD LOGO) | 6' RATCHET (MUD LOGO) | 6' QUAD PACK (MUD LOGO) |
|-------|---------------|-----------------------|-------------------------|
| BLUE  | 3920-0296     | 3920-0299             | -                       |
| RED   | 3920-0295     | 3920-0298             | -                       |
| BLACK | 3920-0294     | 3920-0297             | 3920-0300               |



**CARABINER TIE-DOWN**

**\$32.95**

- Make securing your machine an easier job
- Each tie-down features one high-strength carabiner
- 1" wide straps are printed with the Moose Racing® logo
- Built in soft tie helps prevent damage to your machine
- 7' L (1' longer than industry standard), 1,350 lb break strength
- Available in black, red, blue or orange
- Sold in pairs
- Made in the USA



| COLOR  | PART #    |
|--------|-----------|
| BLACK  | 3920-0305 |
| RED    | 3920-0355 |
| BLUE   | 3920-0356 |
| ORANGE | 3920-0357 |



**HEAVY-DUTY TIE-DOWNS**

**\$28.95**

- High-quality tie-downs from a brand you trust
- Two oversized, high-strength rubber coated hooks
- 1" wide straps are printed with Moose Racing®
- Built-in soft tie helps prevent damage to your machine
- 7' L (1' longer than industry standard), 1,350 lb break strength
- Available in black, red, blue or orange
- Sold in pairs
- Made in the USA

| COLOR  | PART#     |
|--------|-----------|
| BLACK  | 3920-0302 |
| RED    | 3920-0303 |
| BLUE   | 3920-0304 |
| ORANGE | 3920-0358 |



**SOFT TYES**

**\$8.95**

- Measures 1" x 18" with loops at each end
- Used to extend tie-down reach or for added protection of handlebars, frames, swingarms, etc
- 3,000 lb assembly strength
- Available in black, red, or blue
- Sold in pairs
- Made in the USA

| COLOR | PART #    |
|-------|-----------|
| BLACK | 3920-0307 |
| RED   | 3920-0308 |
| BLUE  | 3920-0309 |



APPAREL

HELMETS & GOGGLES

RIDER ARMOR

OUTERWEAR

YOUTH

LUGGAGE & PACKS

BIKE BODY

BIKE CONTROLS

BIKE SUSPENSION

BIKE BRAKING

BIKE DRIVE

BIKE BEARINGS

BIKE ENGINE

BIKE ELECTRICAL

BIKE EXHAUST

BIKE WHEELS

BICYCLE

GARAGE & PROMO

SIZING CHART



**STRAP RINGS**

**\$8.95**

- Allows you to attach tie-downs almost anywhere there is an 8mm or smaller bolt
- Break rated at 2,000 lbs
- Large enough to accept 3/8" coated tie-down hooks as well as 8mm carabiner hooks
- Great for attaching tie-downs to triple clamps and even in the bed of a truck or trailer
- Sold as pairs
- Made in the USA



|             |           |
|-------------|-----------|
| STRAP RINGS | 3920-0341 |
|-------------|-----------|



**MOTO-GATE**

**\$84.95**

- 17" X 54" nylon net with 120" overall width and lateral adjustability
- Fully adjustable and load restraint
- Many uses to keeping your equipment secure
- Eliminates cargo shifting
- Great for most trucks, vans, and SUVs

|           |           |
|-----------|-----------|
| MOTO-GATE | 3920-0344 |
|-----------|-----------|



**BIKE MATS**

**\$109.95**

- Make any pit area or shop floor look professional
- Environmentally friendly
- Can absorb up to 6 liters of fluid like radiator coolant, oil, and any other solvent based products
- Will absorb mud and water at entrance to your store
- Lightweight and easily washed and reused
- Mat size: 40" X 63"

| DESCRIPTION                       | PART #    |
|-----------------------------------|-----------|
| RED MOOSE RACING BIKE MAT         | 9201-0069 |
| GREEN MOOSE RACING BIKE MAT       | 9201-0070 |
| BLUE MOOSE RACING BIKE MAT        | 9201-0071 |
| YELLOW/BLUE MOOSE RACING BIKE MAT | 9201-0072 |
| ORANGE MOOSE RACING BIKE MAT      | 9201-0073 |



**SWIVEL CARABINER TIE-DOWN**

**\$54.95 - \$61.95**

- 6' long and 1.5" wide
- Oversized high-strength rubber coated hook on one end
- Swivel carabiner hook means no more twisted straps
- Standard weight capacity: 1,850 lbs
- Ratchet weight capacity: 2,000 lbs
- Sold in pairs
- Made in the USA

|          |           |
|----------|-----------|
| STANDARD | 3920-0338 |
| RATCHET  | 3920-0339 |

**TIRE WEDGE**

**\$24.95**

- Designed to hold the front tire from sliding left or right.
- Clamps to pickup truck bed: no holes to drill; installs in seconds
- Universal, fits any model pickup truck bed.
- Made of high density polypropylene
- Fits tires up to 6" wide
- Made in USA



|            |           |
|------------|-----------|
| TIRE WEDGE | 3911-0054 |
|------------|-----------|



9905-0161



9905-0097



9501-0215

**MOOSE RACING® ENVIRO MATS BY HURLY**

**\$34.95 - \$78.95**

- Make any pit area or shop floor look professional
- Environmentally friendly
- Bike mats can absorb up to 6 liters of fluid like radiator coolant, oil, and any other solvent based products that can harm the environment by being contained within the mat or help absorb mud and water at entrance to your store
- Lightweight and easily washed and reused
- Will absorb mud and water at entrance to your store

| DESCRIPTION                 | COLOR | PART #    |
|-----------------------------|-------|-----------|
| MOOSE RACING WORK BENCH MAT | BK/YL | 9905-0161 |
| MOOSE RACING DOOR MAT       | GY/BK | 9905-0097 |
| MOOSE RACING BIKE MAT       | BK/WH | 9501-0215 |



CARRYING BAG AND STAKES INCLUDED

**MOOSE AGROID 10'X15' CANOPY** **\$599.95**

- Top-quality 10' x 15' shelter great for indoor and outdoor events
- Durable powder coated steel collapsible frame
- Canopy top made of heavy-duty PVC coated fabric that is water and UV resistant
- Hook and loop inner straps ensures a tight canopy fit
- Includes carrying bag, instructions and stakes
- Box size is 10" H x 10" W x 62" L and weighs approximately 55 lbs
- Replacement parts available – retail \$5.95

|                             |           |
|-----------------------------|-----------|
| MOOSE AGROID 10'X15' CANOPY | 4030-0047 |
|-----------------------------|-----------|

**CANOPY REPLACEMENT PARTS**

| DESCRIPTION               | PART #    |
|---------------------------|-----------|
| 10 X 15 CANOPY HEX FRAME  | 4030-0047 |
| REPLACEMENT TOP           | 4030-0063 |
| CNPY PT 10X15 FOOTING     | 4030-0037 |
| CNPY PT 10X15 CTR POLECAP | 4030-0038 |
| CNPY PT 10X15 TOP CRNRFIT | 4030-0039 |
| CNPY PT 10X15 BTM CRNRFIT | 4030-0040 |
| CNPY PT 10X15 CRSSPCE FIT | 4030-0041 |
| CNPY PT 10X15 CTR TOPFIT  | 4030-0042 |
| CNPY PT 10X15 CTR BTMFIT  | 4030-0043 |
| CNPY PT 10X15 LOWLEG COLR | 4030-0044 |
| CNPY PT 10X15 CROSS PIECE | 4030-0045 |
| CANOPY PART CROSS PIECE   | 4030-0046 |
| CANOPY SIDE WALL 10X15    | 4030-0064 |



CARRYING BAG AND STAKES INCLUDED

**MOOSE AGROID 10'X10' CANOPY** **\$295.95**

- Top-quality 10' x 10' shelter great for indoor and outdoor events
- Durable powder coated steel collapsible frame
- Canopy top made of heavy-duty PVC coated fabric that is water and UV resistant
- Hook and loop inner straps ensures a tight canopy fit
- Includes carrying bag, instructions and stakes
- Box size is 10" H x 10" W x 62" L and weighs approximately 55 lbs
- Replacement parts available – retail \$5.95

|                             |           |
|-----------------------------|-----------|
| MOOSE AGROID 10'X10' CANOPY | 4030-0061 |
|-----------------------------|-----------|

**CANOPY REPLACEMENT PARTS**

| DESCRIPTION                | PART #    |
|----------------------------|-----------|
| 10 X 10 CANOPY BLACK FRAME | 4030-0061 |
| REPLACEMENT TOP            | 4030-0036 |
| CNPY PT 10X10 TOP CRNRFIT  | 4030-0048 |
| CNPY PT 10X10 BTM CRNRFIT  | 4030-0049 |
| CNPY PT 10X10 CTR POLECAP  | 4030-0050 |
| CNPY PT 10X10 CTR BTMFIT   | 4030-0051 |
| CNPY PT 10X10 CRSSPCE FIT  | 4030-0052 |
| CNPY PT 10X10 FOOTING      | 4030-0053 |
| CNPY PT 10X10 LOWLEG COLR  | 4030-0054 |
| CNPY PT 10X10 CTR TOPFIT   | 4030-0055 |
| CNPY PT 10X10 LEG CMLPTE   | 4030-0056 |
| CNPY PT 10X10 CROSSPIECE   | 4030-0057 |
| CANOPY SIDES WH SET OF 3   | 4030-0033 |



**PUB TABLE** **\$217.95**

- Attractive and useful table for the house or shop
- Features Moose Racing or Moose Utility Division logo on table top
- Highly polished, chrome-plated pedestals
- Some assembly required
- Measures 30" in diameter and 40" in height
- Sold each

|                                  |           |
|----------------------------------|-----------|
| MOOSE RACING PUB TABLE           | 9905-0182 |
| MOOSE UTILITY DIVISION PUB TABLE | 9905-0181 |



**BARSTOOL** **\$84.95**

- Great addition to any room in the house or shop
- Features Moose Racing® or Moose Utility Division® logo on top
- Highly polished, chrome-plated pedestals
- Some assembly required

|                                 |           |
|---------------------------------|-----------|
| MOOSE RACING BARSTOOL-WHITE     | 9905-0186 |
| MOOSE RACING BARSTOOL-ORANGE    | 9905-0153 |
| MOOSE UTILITY DIVISION BARSTOOL | 9905-0155 |



**COURSE ARROWS** **\$14.95**

- Ink formula resists sun fade and is less than tasty to insects and wildlife
- Heavy-duty lamination on both sides of arrow
- Made from heavy-duty card stock
- Sold in packs of 50
- Made in the USA

| COLOR            | PART #    |
|------------------|-----------|
| DANGER/WRONG WAY | 9901-0319 |
| BLACK ON WHITE   | 9901-0320 |
| BLACK ON ORANGE  | 9901-0321 |
| RED ON WHITE     | 9901-0322 |
| GREEN ON WHITE   | 9901-0323 |
| BLUE ON WHITE    | 9901-0324 |



**COURSE TAPE** **\$34.95**

- Bright yellow tape with bold logo design for high visibility
- 3" x 4 mil
- 1,000' per roll
- Made in the USA

|             |      |
|-------------|------|
| COURSE TAPE | MA12 |
|-------------|------|

**PENNANT FLAGS** **\$29.95**

- Excellent outdoor visibility
- Available in black with orange logos
- One string is 60' L with 36 flags
- Made in the USA



|               |           |
|---------------|-----------|
| PENNANT FLAGS | 9904-0386 |
|---------------|-----------|



**UMBRELLA** **\$31.95**

- Large umbrella for staying dry or shading yourself from the sun
- Made with durable nylon with a carbon shaft and a soft grip
- 60" open diameter

|          |           |
|----------|-----------|
| UMBRELLA | 3501-0276 |
|----------|-----------|



**TRACK BANNER** **\$18.95**

- Made from durable 10 oz vinyl
- Great outdoor visibility
- Brass grommets for easy attachment to walls, canopies, fences, pits or show booths
- Dimensions: 36" H x 84" L
- Made in the USA

|              |           |
|--------------|-----------|
| TRACK BANNER | 9905-0066 |
|--------------|-----------|



**SHOP BANNER** **\$10.95**

- Made from durable 10 oz vinyl
- Works great in and outdoors
- Brass grommets for easy attachment to walls, canopies, fences, pits or show booths
- Dimensions: 23" H x 47" L
- Made in the USA

|             |           |
|-------------|-----------|
| SHOP BANNER | 9905-0065 |
|-------------|-----------|

**TUMBLER** **\$12.95**

- 17 oz. stainless steel outer cover featuring Moose Racing Agroid logo
- PBA-free plastic interior
- Slide-to-close lid



|         |           |
|---------|-----------|
| TUMBLER | 9501-0273 |
|---------|-----------|

**MOOSE AGROID TRAILER DECAL** **\$15.95**



- Material: Laminated mylar
- Dimensions: 10.8" H x 10.6" L
- Made in the USA

|                            |           |
|----------------------------|-----------|
| MOOSE AGROID TRAILER DECAL | 4320-2215 |
|----------------------------|-----------|

**RETRO MOOSE DECAL** **\$1.95 (EA)**



- Material: Laminated mylar with silver glitter
- Dimensions: 1.87" H x 3.5" L
- Sold in 10-pack
- Made in the USA

|                           |           |
|---------------------------|-----------|
| RETRO MOOSE DECAL 10-PACK | 4320-2461 |
|---------------------------|-----------|



**MOOSE AGROID DECAL SHEETS** **\$5.95**



- Material: Laminated mylar
- Dimensions: 8" W x 10.375" H
- Made in the USA

| DESCRIPTION                                  | PART #    |
|--|-----------|
| MOOSE AGROID DECAL SHEET-BLACK/SILVER        | 4320-2205 |
| MOOSE AGROID DECAL SHEET-BLACK/ORANGE/HI-VIZ | 4320-2206 |

**MOOSE OFFROAD COLORED DECAL** **\$7.95**



- Material: Laminated mylar
- Available in a 3-pack; teal & purple, red & black, blue & red
- Dimensions: Approximately 4" x 4"
- Made in the USA

|                             |           |
|-----------------------------|-----------|
| MOOSE OFFROAD COLORED DECAL | 4320-2531 |
|-----------------------------|-----------|

**AGROID COLORED DECAL** **\$7.95**



- Material: Laminated mylar
- Dimensions: 3.73"H x 4"L
- Sold in 4-pack; white, silver, red, blue
- Made in the USA

|                      |           |
|----------------------|-----------|
| AGROID COLORED DECAL | 4320-2528 |
|----------------------|-----------|

**MOOSE RACING TRAILER DECAL** **\$15.95**



- Material: Clear, die-cut laminated mylar
- Dimensions: 2.5" H x 36" L
- Made in the USA

| DESCRIPTION         | PART #    |
|---------------------|-----------|
| TRAILER DECAL-BLACK | 4320-2213 |
| TRAILER DECAL-WHITE | 4320-2214 |

**MOOSE RACING CORPORATE DECAL-HORIZONTAL** **\$5.95**



- Material: Laminated mylar
- Dimensions: 0.54" H x 6" L
- Made in the USA

| DESCRIPTION                             | PART #    |
|---|-----------|
| MOOSE RACING CORPORATE DECAL-HORIZONTAL | 4320-2529 |

**MOOSE RACING CORPORATE DECAL-STACKED** **\$6.95**



- Material: Laminated mylar
- Dimensions: 1.22" H x 5.5" L
- Made in the USA

| DESCRIPTION                          | PART #    |
|--------------------------------------|-----------|
| MOOSE RACING CORPORATE DECAL-STACKED | 4320-2530 |

**MOOSE ICON COLORED DECAL** **\$5.95**



- Material: Laminated mylar
- Available in a 4-pack; red, blue, silver, black & white
- Dimensions: 2.5" round
- Made in the USA

|                          |           |
|--------------------------|-----------|
| MOOSE ICON COLORED DECAL | 4320-2532 |
|--------------------------|-----------|

APPAREL

HELMETS & GOGGLES

RIDER ARMOR

OUTERWEAR

YOUTH

LUGGAGE & PACKS

BIKE BODY

BIKE CONTROLS

BIKE SUSPENSION

BIKE BRAKING

BIKE DRIVE

BIKE BEARINGS

BIKE ENGINE

BIKE ELECTRICAL

BIKE EXHAUST

BIKE WHEELS

BICYCLE

GARAGE & PROMO

SIZING CHART

**GARMENT SIZING INFORMATION**

The charts below will help you select the proper size. If you have any questions, please contact us through our web site at [moosecomments@moosering.com](mailto:moosecomments@moosering.com) or contact your nearest Parts Unlimited dealer.

**CARE INSTRUCTIONS**

Moose Racing® does not recommend dry cleaning for any of our products. All of our products are machine washable. You should use a commercial front loading machine and follow the care instructions for each garment.

**JERSEYS DIAGRAM 1**

- Chest measurement: With tape level, measure around the fullest part of the chest, just under the arms and around the shoulder blades. **C**
- Sleeve measurement: With elbow slightly bent, measure from the center back of neck, over point of shoulder, around elbow and down to 1/2" past wrist bone. **D**
- Jerseys are generously sized for comfort, mobility, and to be worn over low profile roost shields/guards.

| RACEWEAR JERSEYS: SAHARA/M1/QUALIFIER |           |                   |
|---------------------------------------|-----------|-------------------|
| SIZE                                  | CHEST [C] | SLEEVE LENGTH [D] |
| SM                                    | 41" - 43" | 33" - 34"         |
| MD                                    | 43" - 45" | 34" - 35"         |
| LG                                    | 45" - 47" | 35" - 36"         |
| XL                                    | 47" - 49" | 36" - 37"         |
| 2XL                                   | 49" - 51" | 37" - 38"         |
| 3XL                                   | 51" - 53" | 38" - 39"         |
| 4XL                                   | 53" - 55" | 39" - 40"         |
| 5XL                                   | 55" - 57" | 40" - 41"         |

| XC1 BASE LAYER JERSEYS |           |                   |
|------------------------|-----------|-------------------|
| SIZE                   | CHEST [C] | SLEEVE LENGTH [D] |
| SM                     | 34" - 36" | 31" - 32"         |
| MD                     | 38" - 40" | 32" - 33"         |
| LG                     | 42" - 44" | 33" - 34"         |
| XL                     | 46" - 48" | 34" - 35"         |
| 2XL                    | 50" - 52" | 35" - 36"         |

**JACKETS DIAGRAM 1**

- Chest measurement: With tape level, measure around the fullest part of the chest, just under the arms and around the shoulder blades. **C**
- Sleeve measurement: With elbow slightly bent, measure from the center back of neck, over point of shoulder, around elbow and down to 1/2" past wrist bone. **D**
- Jackets are generously sized for comfort, mobility, and to be worn over low profile roost shields/guards.

| OUTERWEAR JACKETS: XCR/QUALIFIER/XC1 |           |                   |
|--------------------------------------|-----------|-------------------|
| SIZE                                 | CHEST [C] | SLEEVE LENGTH [D] |
| SM                                   | 33" - 37" | 33" - 34"         |
| MD                                   | 36" - 40" | 34" - 35"         |
| LG                                   | 39" - 43" | 35" - 36"         |
| XL                                   | 42" - 46" | 36" - 37"         |
| 2XL                                  | 45" - 49" | 37" - 38"         |
| 3XL                                  | 48" - 53" | 38" - 39"         |
| 4XL                                  | 52" - 56" | 39" - 40"         |

**PANTS DIAGRAM 1**

The sizing information below will help you select the proper size. Sizing by measurement in inches.

- Side waist cinch adjusters have a 3" adjustment from standard (expanded) position to the full snug position. **A**
- Inseam Measurement: Measure from the crotch to the bottom of the leg. **B**
- Race pants will have shorter inseam to accommodate wearing the pant on the inside of boots, outerwear pants will be more similar to casual pants as these are designed to be worn over boots.

| RACEWEAR PANTS: SAHARA/M1/QUALIFIER/QUALIFIER OVER-THE-BOOT |                            |            |
|---|----------------------------|------------|
| SIZE  | WAIST CINCHED/EXPANDED [A] | INSEAM [B] |
| 28  | 27" - 30"                  | 29"        |
| 30  | 29" - 32"                  | 29"        |
| 32  | 31" - 34"                  | 30"        |
| 34  | 33" - 36"                  | 31"        |
| 36  | 35" - 38"                  | 32"        |
| 38  | 37" - 40"                  | 32"        |
| 40  | 39" - 42"                  | 33"        |
| 42  | 41" - 44"                  | 33"        |
| 44  | 43" - 44"                  | 33"        |
| 46  | 45" - 48"                  | 33"        |
| 48  | 47" - 50"                  | 33"        |
| 50  | 48" - 52"                  | 33"        |
| 52  | 50" - 54"                  | 33"        |
| 54  | 52" - 56"                  | 33"        |

| XCR PANTS |                            |               |
|-----------|----------------------------|---------------|
| SIZE      | WAIST CINCHED/EXPANDED [A] | INSEAM [B]    |
| 30        | 30" - 33"                  | 31" - 31 1/2" |
| 32        | 32" - 35"                  | 32" - 32 1/2" |
| 34        | 34" - 37"                  | 32 1/2" - 33" |
| 36        | 36" - 39"                  | 32 1/2" - 33" |
| 38        | 38" - 41"                  | 33" - 33 1/2" |
| 40        | 40" - 43"                  | 33" - 33 1/2" |
| 42        | 42" - 45"                  | 33 1/2" - 34" |
| 44        | 44" - 47"                  | 34" - 34 1/2" |
| 46        | 46" - 49"                  | 34" - 34 1/2" |
| 48        | 48" - 51"                  | 34" - 34 1/2" |

| XC1 BASE LAYER PANTS |           |
|----------------------|-----------|
| SIZE                 | WAIST [A] |
| SM                   | 28" - 30" |
| MD                   | 32" - 34" |
| LG                   | 34" - 38" |
| XL                   | 40" - 42" |
| 2XL                  | 44" - 46" |

| XC1 BASE LAYER SHORTS |           |            |
|-----------------------|-----------|------------|
| SIZE                  | WAIST [A] | INSEAM [B] |
| SM                    | 26" - 30" | 8"         |
| MD                    | 29" - 33" | 8 1/2"     |
| LG                    | 31" - 35" | 9 1/2"     |
| XL                    | 33" - 37" | 9 3/4"     |
| 2XL                   | 35" - 40" | 10 1/4"    |
| 3XL                   | 40" - 45" | 10 3/4"    |

**YOUTH DIAGRAM 1 & 2**

Race pants will have shorter inseam to accommodate wearing the pant on the inside of boots. Jerseys are generously sized for comfort, mobility, and to be worn over low profile roost shields/guards.

- Side waist cinch adjusters have a 3" adjustment from standard (expanded) position to the full snug position. **(A)**
- Inseam Measurement: Measure from the crotch to the bottom of the leg. **(B)**
- Chest measurement: With tape level, measure around the fullest part of the chest, just under the arms and around the shoulder blades. **(C)**
- Sleeve measurement: With elbow slightly bent, measure from the center back of neck, over point of shoulder, around elbow and down to 1/2" past wrist bone. **(D)**
- Hand measurement: Measure around the fullest part of the hand not including the thumb. **(E)**

| YOUTH RACEWEAR PANTS |                            |            |
|----------------------|----------------------------|------------|
| SIZE                 | WAIST CINCHED/EXPANDED [A] | INSEAM [B] |
| 18                   | 18" - 20"                  | 16.5"      |
| 20                   | 20" - 22"                  | 18"        |
| 22                   | 22" - 24"                  | 20.5"      |
| 24                   | 24" - 26"                  | 23"        |
| 26                   | 26" - 28"                  | 26"        |
| 28                   | 28" - 30"                  | 28"        |

| YOUTH JERSEYS |           |                   |
|---------------|-----------|-------------------|
| SIZE          | CHEST [C] | SLEEVE LENGTH [D] |
| XS            | 27" - 29" | 27" - 28"         |
| SM            | 29" - 31" | 28" - 29"         |
| MD            | 31" - 33" | 29" - 30"         |
| LG            | 33" - 35" | 30" - 31"         |
| XL            | 35" - 37" | 31" - 32"         |

| AGE                       | YOUTH STANDARD CLOTHES SIZE |    |    |    |       |       |
|---------------------------|-----------------------------|----|----|----|-------|-------|
|                           | 4                           | 6  | 8  | 10 | 12    | 14    |
| 3 - 4                     |                             |    |    |    |       |       |
| 5 - 6                     |                             |    |    |    |       |       |
| 7 - 8                     |                             |    |    |    |       |       |
| 9 - 10                    |                             |    |    |    |       |       |
| 11                        |                             |    |    |    |       |       |
| 12                        |                             |    |    |    |       |       |
| YOUTH JERSEY & SHIRT SIZE | XS                          | SM | MD | LG | LG/XL | XL    |
| YOUTH PANTS WAIST SIZE    | 16                          | 18 | 20 | 22 | 24/26 | 26/28 |
| YOUTH GLOVE SIZE          | XS                          | SM | MD | MD | LG    | LG/XL |

NOTE: CHART IS BASED UPON STANDARD SIZING. USE THIS CHART AS A GENERAL GUIDE ONLY

DIAGRAM 1

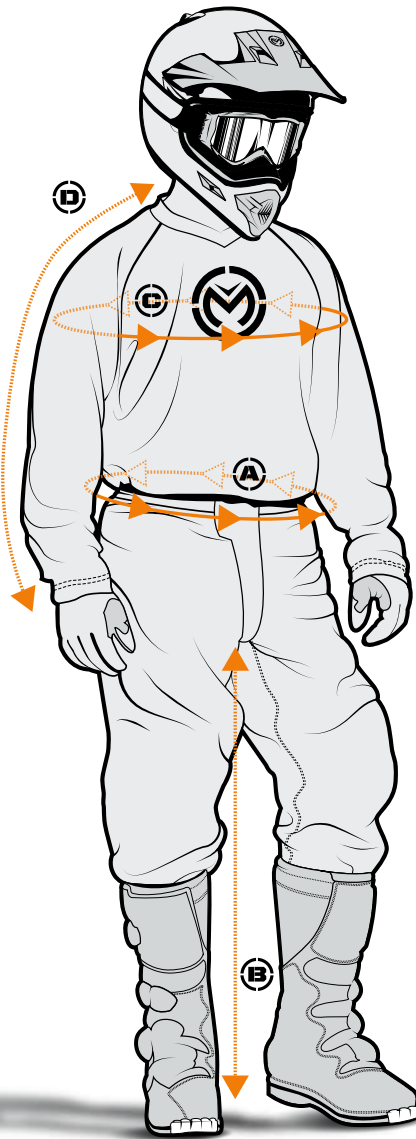
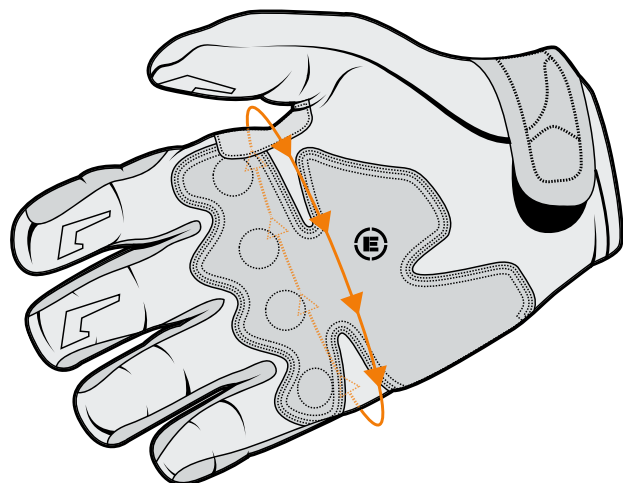


DIAGRAM 2



**GLOVES DIAGRAM 2**

- Hand measurement: Measure around the fullest part of the hand not including the thumb.

| MENS GLOVES |                        |
|-------------|------------------------|
| SIZE        | HAND CIRCUMFERENCE [E] |
| XS          | 6" - 7"                |
| SM          | 7" - 8"                |
| MD          | 8" - 9"                |
| LG          | 9" - 10"               |
| XL          | 10" - 11"              |
| 2XL         | 11" - 12"              |
| 3XL         | 12" - 13"              |

| YOUTH GLOVES |                        |
|--------------|------------------------|
| SIZE         | HAND CIRCUMFERENCE [E] |
| XS           | 5" - 5 1/2"            |
| SM           | 5 1/2" - 6"            |
| MD           | 6" - 6 1/2"            |
| LG           | 6 1/2" - 7"            |

APPAREL

HELMETS & GOGGLES

RIDER ARMOR

OUTERWEAR

YOUTH

LUGGAGE & PACKS

BIKE BODY

BIKE CONTROLS

BIKE SUSPENSION

BIKE BRAKING

BIKE DRIVE

BIKE BEARINGS

BIKE ENGINE

BIKE ELECTRICAL

BIKE EXHAUST

BIKE WHEELS

BICYCLE

GARAGE & PROMO

SIZING CHART





**MOOSE**  
RACING

3501 KENNEDY RD.  
JANESVILLE, WI 53545  
[mooseracing.com](http://mooseracing.com)



9901-3426

MOOSE RACING PRODUCTS ARE ONLY AVAILABLE THROUGH YOUR LOCAL AUTHORIZED PARTS UNLIMITED DEALER. Moose Racing is a registered trademark. Copyright 2023, LeMans Corporation. All rights reserved. These materials may not be copied or reproduced in any manner without the written permission of LeMans Corporation & Moose Racing.

**PARTS**  
**UNLIMITED**  
**PARTS**  
**CANADA**  
**PARTS**  
**EUROPE**