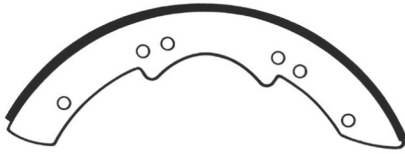


# Air Brake Shoes

## Identification Chart

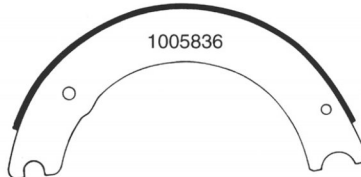
### Air/Single Web Brakes

#### 15" Bendix Wedge Brake



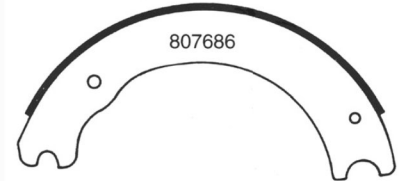
Width	Base Shoe #	Core Group
3 1/2"	4562BW	4562328
4"	4610BW	4610B
5"	4615BW	4615B
6"	4605BW	4605B

#### 15" Eaton



Width	Base Shoe #	Core Group
4"	1308E	1308E

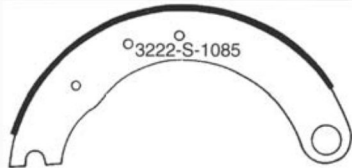
#### 15" Eaton "ES"



Width	Base Shoe #	Core Group
4"	1443E	1443TD

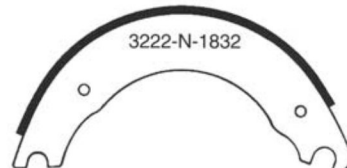
Uses Extended Wear Lining.

#### 15" Meritor "T"



Width	Base Shoe #	Core Group
3 1/2"	1307T	1307
4"	1308T	1308585

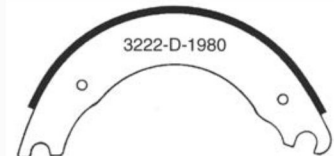
#### 15" Meritor "Q" 1st Design



Width	Base Shoe #	Core Group
4"	1308Q	1308TQ

Early Style Shoe Table Located Near the Cam End.

#### 15" Meritor "Q" 2nd Design



Width	Base Shoe #	Core Group
4"	1308Q2	1308TQN

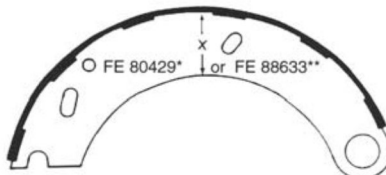
Late Style Shoe Table Located 1" Toward Anchor End.

#### 15" Meritor Stopmaster Wedge Brake



Width	Base Shoe #	Core Group
3 1/2"	4562RW	4562R
4"	4610RW	4610R
5"	4615RW	4615R
6"	4605RW	4605R

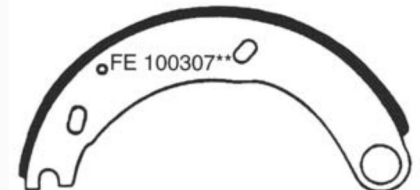
#### 15" Wagner Front Axle



Width	Base Shoe #	Core Group
4"	1308426*	1308426
4"	1308458**	1308458

5/16" Web Thickness.  
Some Versions Use FMSJ 1308DLining.  
\* x = 2 23/32'. \*\* x = 2 15/32'.

#### 15" Wagner



Width	Base Shoe #	Core Group
3 1/2"	1279425	1279425
3 1/2"	1279455*	1279455
4"	1308512	1308512

Lightweight Shoe with High Strength Steel Web.  
\* Similar to 425 but without High Strength Steel Web.

### Air/Double Web & Cast Brakes

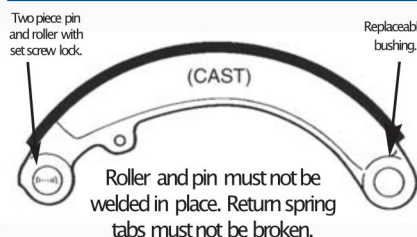
#### 12 1/4" Dana



Width	Base Shoe #	Core Group
5 1/2"	4536DQ	4536DP
7 1/2"	4692DT	4692

Uses "Fast Rise" Cam.

#### 12 1/4" Dana (Kershaw) & Standard Forge



Width	Base Shoe #	Core Group
5 1/2"	4544TC	4544
7 1/2"	4607TC	4607

Roller and pin must not be welded in place. Return spring tabs must not be broken.

#### 12 1/4" Dana (Standard Forge) Early FT

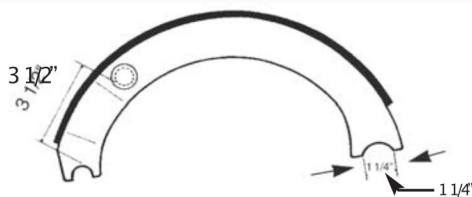


Width	Base Shoe #	Core Group
5 1/2"	4536SFT	4536SF
7 1/2"	4591SFT	4591SF

Roller and pin must not be welded in place.

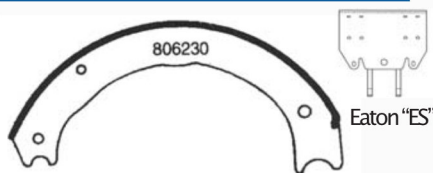
## Air/Double Web & Cast Brakes Cont.

### 16 1/2" Eaton High Mount



Width	Base Shoe #	Core Group
5"	4223EHM	4223F
6"	4317EHM	4317GFA
7"	4311EHM	4311FA

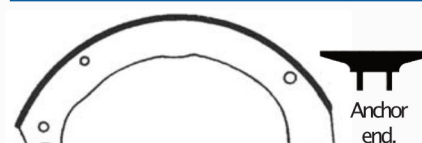
### 16 1/2" Eaton "ES" 1st Generation



Width	Base Shoe #	Core Group
5"	4719ES	4719OS
6"	4725ES	4725OS
7"	4709ES	4709
8 5/8"	4726ES	4726OS

Single Anchor Pin.  
Uses Extended Wear Lining, Cam and Hardware.

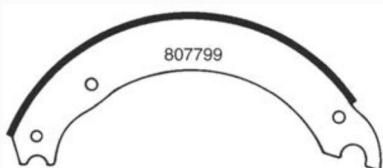
### 16 1/2" Eaton "ESII" 2nd Generation



Width	Base Shoe #	Core Group
5"	4719ES2	4719NS
6"	4725ES2	4725NS
7"	4709ES2	4709NS
8 5/8"	4726ES2	4726NS

Single Anchor Pin.  
Uses Extended Wear Lining, Cam and Hardware.

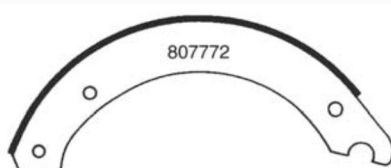
### 16 1/2" Eaton "ES" For Fruehauf "XEM3"



Width	Base Shoe #	Core Group
7"	4708EX3	4708X3

Uses Extended Wear Lining, Cam and Hardware.

### 16 1/2" Eaton "ES" For Meritor "Q"



Width	Base Shoe #	Core Group
7"	4708EQ	4708TQ

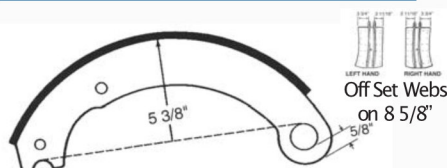
Uses Extended Wear Lining, Cam and Hardware.

### 16 1/2" Eaton "ES" For Meritor "P" Cast



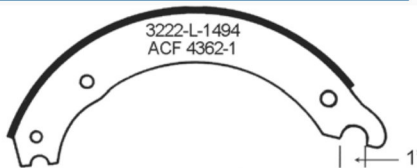
Width	Base Shoe #	Core Group
7"	4708TC	4708CAST

### 16 1/2" Fruehauf



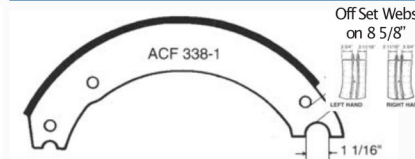
Width	Base Shoe #	Core Group
7"	4515F	4515F
8 5/8"	4551FL	4551FL
8 5/8"	4551FR	4551FR

### 16 1/2" Fruehauf "Q"



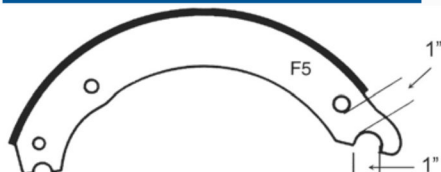
Width	Base Shoe #	Core Group
7"	4515FQ	4515FQ

### 16 1/2" Fruehauf "XEM3"



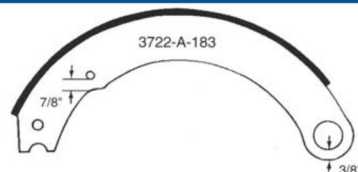
Width	Base Shoe #	Core Group
7"	4515X3	4515X3
8 5/8"	4551X3L	4551X3L
8 5/8"	4551X3R	4551X3R

### 16 1/2" Meritor "Q" For Fruehauf



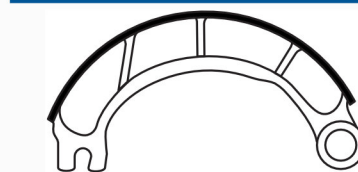
Width	Base Shoe #	Core Group
7"	4515X5	4515X5

### 16 1/2" Meritor "P"



Width	Base Shoe #	Core Group
4"	4549T	4549T
5"	4524T	4524T
6"	4514T	4514T
7"	4515T	4515T
8"	4644TL	4644TL
8"	4644TR	4644TR
8 5/8"	4551T	4551T
10"	4552T	4552TO*
10"	4552T2	4552TN**

### 16 1/2" Meritor "P" Cast



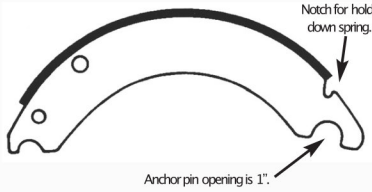
Width	Base Shoe #	Core Group
7"	4515TC	4515CAST

\* Block is full width.  
\*\*Takes 4549C and 4514C.



## Air/Double Web & Cast Brakes Cont.

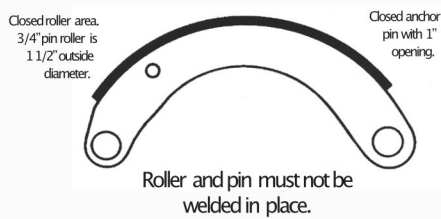
### 12 1/4" Dana FC



Width	Base Shoe #	Core Group
5 1/2"	4536DQU	4536FC
7 1/2"	4692DQU	4692UN

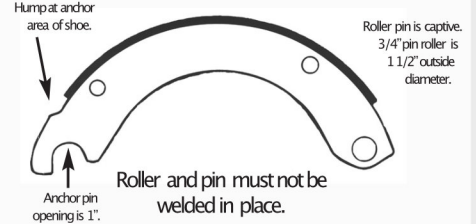
Replaces 7 1/2" "U" Brake Shoes and Uses "Fast Rise" Cam.

### 12 1/4" Dexter (closed/closed)



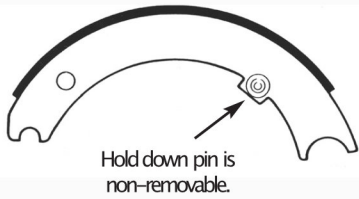
Width	Base Shoe #	Core Group
4"	4700DXT	4700
5"	4661DXT	4661DT
7 1/2"	4591DXT	4591DT

### 12 1/4" Dexter (PQ) Style



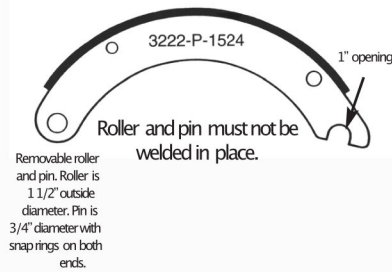
Width	Base Shoe #	Core Group
4"	4700DXQ	4700DQ
5"	4661DXQ	4661DQ
7 1/2"	4591DXQ	4591DTQN

### 12 1/4" Eaton FTL & SA



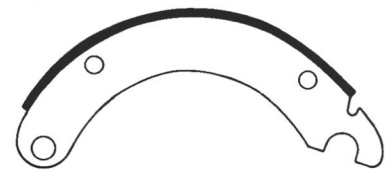
Width	Base Shoe #	Core Group
5 1/2"	4536E	4536E
7 1/2"	4591E	4591E

### 12 1/4" Meritor "Q"



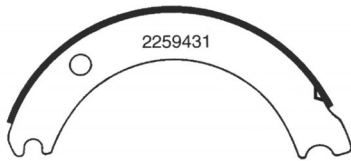
Width	Base Shoe #	Core Group
7 1/2"	4670Q	4670

### 12 1/4" Std. Forge "U" Brake



Width	Base Shoe #	Core Group
7 1/2"	4692DTU	4692U

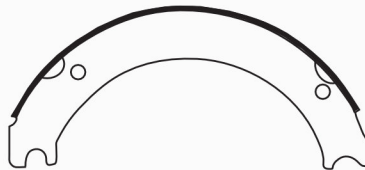
### 15" Bendix Brazil (Ford)



Width	Base Shoe #	Core Group
4"	4693B	4693

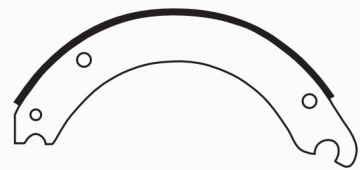
Used on steering axles.

### 15" Dana



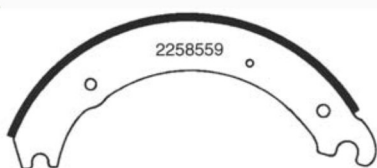
Width	Base Shoe #	Core Group
4"	4693D	4693D
4"	4729DQ	4729

### 15" Meritor "Q" Plus



Width	Base Shoe #	Core Group
4"	4702Q	4702
5"	4703Q	4703
6"	4704Q	4704
8 5/8"		

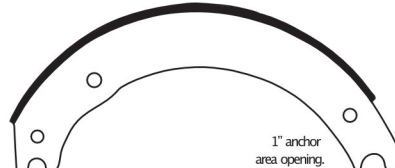
### 16 1/2" Bendix Brazil (Ford)



Width	Base Shoe #	Core Group
7"	4515BQ	4515BQ

Used on Rear Axle.

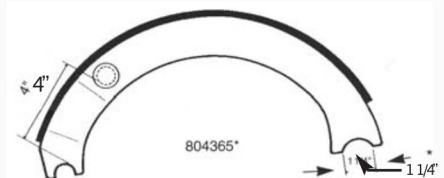
### 16 1/2" Dana FC Extended Service



Width	Base Shoe #	Core Group
7"	4701D	4701

Is not interchangeable with Arvin Meritor Q+.  
CAUTION! 4701 is drilled identical to 4515 (use camshaft as a good identifier).  
Uses 1" roller.

### 16 1/2" Eaton



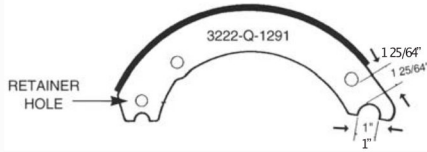
Width	Base Shoe #	Core Group
5"	4223E	4223AN
6"	4317E	4317GN
7"	4311E	4311NS
8 5/8"	4674E	4674



New Style  
Since 1981.

## Air/Double Web & Cast Brakes Cont.

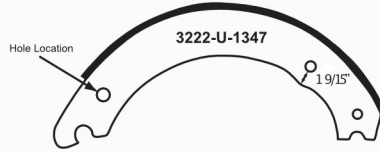
### 16 1/2" Meritor "Q"



Width	Base Shoe #	Core Group
4"	4549Q	4549TQ
5"	4524Q	4524TQ
6"	4514Q	4514TQ
7"	4515Q	4515TQN
7"	4515HQ	4515HTQ*
8 5/8"	4551Q	4551TQ
10"	4552QO	4552TQO**
10"	4552QN	4552TQN***

Early "Q" brake shoes are not equipped with a retainer hole. Shoe must be drilled.  
 \* Heavy Duty 3/8" thick web.  
 \*\* Block is full width. \*\*\* Takes 4549Cand 4514G.

### 16 1/2" Meritor "Q" Relocated Spring Hole



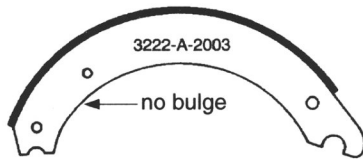
Width	Base Shoe #	Core Group
5"	4524QM	4524TQM
6"	4514QM	4514TQB

### 16 1/2" Meritor "Q" 1.68 Offset Spider, Relocated Spring Hole



Width	Base Shoe #	Core Group
5"	4524QM2	4524BTQM

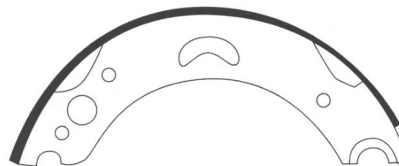
### 16 1/2" Meritor "Q" Plus



Width	Base Shoe #	Core Group
5"	4720Q	4720
6"	4715Q	4715
7"	4707Q	4707
7"	4707QM	4707QM*
8"	4718Q	4718
8 5/8"	4711Q	4711

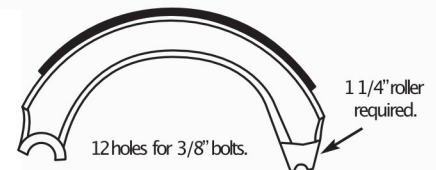
Uses Extended Wear Lining, Cam and Standard Hardware.  
 \* Heavy Duty 3/8" thick web.

### 420mm x 179.8mm Theurer Trailer (16.54 x 7.08) - IMPORT



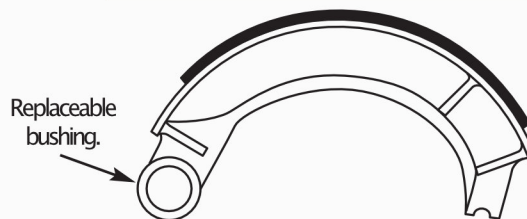
Width	Base Shoe #	Core Group
7"	1477TT	1477TD

### 18" Eaton - Cast



Width	Base Shoe #	Core Group
7"	4527E	4527B

### 18" Meritor Tractor "P" Cast



Width	Base Shoe #	Core Group
7"	4471TC	4471B