



CRIMSON TIDE

BASEBALL

26 NCAA Tournament Appearances » 5 CWS Appearances » 14 SEC Championships » 69 Major League Players

A GAMES 34-36 A

#16 ALABAMA VS #1 ARKANSAS

APRIL 12-14, 2024 / TUSCALOOSA, ALA.
SEWELL-THOMAS STADIUM (5,867+)

TV: SEC NETWORK+

(Play-By-Play: Roger Hoover, Color: Lance Cormier)

RADIO: CRIMSON TIDE SPORTS NETWORK

(Play-By-Play/Color: Lee Tracey)

CRIMSON TIDE

2024 Record	22-11
2024 SEC Record	4-8
Head Coach	Rob Vaughn
Record at Alabama (Years)	22-11 (1st)
Career Record (Years)	205-128 (7th)

RAZORBACKS

2024 Record	29-3
2024 SEC Record	11-1
Head Coach	Dave Van Horn
Record at UA (Years)	868-444 (22nd)
Career Record (Years)	1,188-601 (30th)

INSIDE THE SERIES

Overall: 102nd Meeting on Friday (Alabama leads, 53-48)

Alabama's Record: At Home: 27-17 | In Fayetteville: 20-28 | At Neutral Sites: 6-3

Current Streak: Alabama, Lost 2

Last Meetings: March 31-April 2, 2023 - Fayetteville (Alabama, 1-2 || W, 12-1 / L, 6-9 / L, 4-5)

Series Notes: In each of the last four series, Alabama has claimed at least one win over the Razorbacks by 10-plus runs (2019 - 10-0; 2021 - 16-1; 2022 - 18-5; 2023 - 12-1).

PROBABLE STARTING PITCHING MATCHUPS

FRIDAY	W-L	ERA	G/GS	IP	H	R	ER	BB	SO
UA - Ben Hess (Jr., RHP)	3-2	6.03	8/8	34.1	26	23	23	20	57
ARK - Hagen Smith (Jr., LHP)	6-0	1.76	8/8	41.0	20	8	8	14	83
SATURDAY	W-L	ERA	G/GS	IP	H	R	ER	BB	SO
UA - Greg Farone (Sr., LHP)	3-1	3.28	9/8	35.2	30	13	13	11	38
ARK - Mason Molina (Jr., LHP)	3-0	3.38	8/8	37.1	22	14	14	21	59
SUNDAY	W-L	ERA	G/GS	IP	H	R	ER	BB	SO
UA - TBA									
ARK - Brady Tygart (Jr., RHP)	3-0	2.70	8/8	36.2	24	11	11	19	49

2024 SCHEDULE

Opponent	TV	Time (CT)/Result
FEBRUARY (9-0)		
16 MANHATTAN	SEC Network+	W, 4-0
17 MANHATTAN	SEC Network+	(7) W, 15-0
18 MANHATTAN	SEC Network+	W, 11-8
20 MIDDLE TENNESSEE	SEC Network+	W, 6-1
21 ALABAMA STATE	SEC Network+	(7) W, 12-0
23 VALPARAISO	SEC Network+	(7) W, 14-2
24 VALPARAISO	SEC Network+	(7) W, 13-3
25 VALPARAISO	SEC Network+	(7) W, 11-1
27 at UAB ¹	ESPN+	(10) W, 9-7

MARCH (12-7)		
1 vs. #21 Indiana ²	D1Baseball.com	(7) W, 12-0
2 vs. Arizona ²	D1Baseball.com	W, 7-6
3 vs. #23 Dallas Baptist ²	D1Baseball.com	(12) L, 5-7
6 TROY	SEC Network+	W, 8-7
9 LIPSCOMB	SEC Network+	W, 20-13
LIPSCOMB	SEC Network+	W, 10-1
10 LIPSCOMB	SEC Network+	W, 10-5
12 at Southern Miss	ESPN+	L, 7-9
15 #6 TENNESSEE*	SEC Network+	L, 3-11
16 #6 TENNESSEE*	SEC Network+	W, 6-3
17 #6 TENNESSEE*	SEC Network+	W, 7-6
19 at Alabama State		W, 15-7
23 at Georgia*	SEC Network	L, 5-9
at Georgia*	SEC Network+	L, 5-6
24 at Georgia*	SEC Network+	L, 5-10
26 vs. Belmont ³		W, 6-3
28 #10 SOUTH CAROLINA*	SEC Network	W, 4-3
29 #10 SOUTH CAROLINA*	SEC Network+	W, 13-6
30 #10 SOUTH CAROLINA*	SEC Network+	L, 8-9

APRIL (1-4)		
3 at Samford	ESPN+	W, 11-10
5 at #12 Kentucky*	SEC Network+	L, 2-6
6 at #12 Kentucky*	SEC Network+	L, 0-7
7 at #12 Kentucky*	SEC Network	L, 1-10
9 SOUTH ALABAMA	SEC Network+	L, 4-5
12 #1 ARKANSAS*	SEC Network+	6 p.m.
13 #1 ARKANSAS*	SEC Network+	5 p.m.
14 #1 ARKANSAS*	SEC Network+	1 p.m.
16 UAB	SEC Network+	6 p.m.
18 TEXAS A&M*	SEC Network	6 p.m.
19 TEXAS A&M*	SEC Network+	6 p.m.
20 TEXAS A&M*	SEC Network+	2 p.m.
23 SAMFORD	SEC Network+	6 p.m.
25 at Ole Miss*	ESPNU	6:30 p.m.
26 at Ole Miss*	SEC Network+	6:30 p.m.
27 at Ole Miss*	SEC Network	2 p.m.

MAY		
3 at Mississippi State*	SEC Network+	6 p.m.
4 at Mississippi State*	SEC Network+	2 p.m.
5 at Mississippi State*	SEC Network+	1 p.m.
7 at Troy		6 p.m.
10 LSU*	SEC Network+	6 p.m.
11 LSU*	SEC Network+	4 p.m.
12 LSU*	SEC Network+	1 p.m.
16 at Auburn*	SEC Network+	6 p.m.
17 at Auburn*	SEC Network+	6 p.m.
18 at Auburn*	SEC Network+	2 p.m.
21-26 SEC Tournament ⁴	SEC Network/ESPN2	

* Southeastern Conference game
BOLD indicates home game

(1) - Regions Field (Birmingham, Ala.)
(2) - Frisco Classic - Riders Field (Frisco, Texas)
(3) - Toyota Field (Huntsville, Ala.)
(4) - SEC Baseball Tournament - Hoover Metropolitan Stadium (Hoover, Ala.)

SOCIAL MEDIA:



Follow us on X/Twitter and Instagram @AlabamaBSB



Like us on Facebook at AlabamaBSB

Follow ALABAMA BASEBALL on the social media sites listed for up-to-date news, exclusive content and more.

ALABAMA		ARKANSAS	
2024 STATS		Season	2024 STATS
.311		Average	.288
8.2		Runs / Game	7.4
10.6		Hits / Game	9.3
66		Doubles	52
9		Triples	3
56		Home Runs	47
241		Runs Batted In	219
144/234		Walks / Strikeouts	181/221
21-23		Stolen Bases	26-33
282.0		Innings Pitched	281.1
5.11		ERA	2.56
5.5		Runs Allowed / Game	2.7
8.3		Hits Allowed / Game	5.8
129/301		Walks / Strikeouts	98/408
.973		Fielding Percentage	.981
30		Errors	21
17		Double Plays	19

ALABAMA		ARKANSAS	
2024 STATS		Season	2024 STATS
Miller .417		Average	.377 Stovall
Miller 51		Runs	28 Aloy
Miller 53		Hits	35 Aloy
McCants 12		Doubles	8 Diggs
Eblin/Miller/Sleight 2		Triples	1 Diggs/Holt/Lovich
Miller 13		Home Runs	9 Aloy
Miller 41		Runs Batted In	34 Aloy
Hodo 20		Walks	29 McLaughlin
McCants 10		Stolen Bases	6 Aloy
Miller .506		On-Base %	.474 Souza
Miller .819		Slugging %	.714 Souza
Farone 35.2		Innings Pitched	41.0 Smith
Buchanan/Fay 14		Appearances	15 McEntire
Kenty 1.08		ERA (reliever)	1.75 McEntire
Farone/Hess 3		Wins	6 Fisher/Smith
Davis.II 4		Saves	5 Gaeckle
Hess 57		Strikeouts	83 Smith

ABOUT ARKANSAS

- Alabama and Arkansas will meet for the 102nd time in history when the two teams open the series on Friday evening at Sewell-Thomas Stadium. The Tide holds the all-time advantage, 53-48, including a 27-17 mark at home.
- The two teams last met from March 31-April 2, 2023, in Fayetteville, where the Hogs went 2-1 to take the series. Alabama's offense exploded for a 12-1 win on Friday night at Baum-Walker Stadium. Games two and three went to the Hogs, with Arkansas earning a 9-6 win on Saturday followed by a 5-4 victory in the finale to clinch the series.
- Alabama and Arkansas last met in Tuscaloosa from May 19-21, 2022, to close out the regular season. The Hogs took game one, 7-3, before the Tide rallied for an 8-6 win on Friday followed by an 18-5 blowout on Saturday.
- Dave Van Horn is in his 22nd season with the Razorbacks and 30th season overall as a Division I head coach. The veteran skipper entered the 2024 campaign with a career 1,159-598 record at the Division I level, including an 839-441 mark in Fayetteville. A 1988 graduate of Arkansas, Van Horn is assisted by Matt Hobbs, Nate Thompson and Bobby Wernes.
- Arkansas finished the 2023 season at 43-18 overall, including a 20-10 mark in Southeastern Conference play. The Razorbacks split the SEC regular season title with Florida and saw their season come to an end in the NCAA Fayetteville Regional where the Hogs fell to TCU in the Regional title game.
- Arkansas was selected to win both the Western Division and the SEC regular season title in the league's pre-season poll, as voted on by the conference's head coaches.

ALABAMA IN THE POLLS					
	BA	D1	NCBWA	PG	USA Today
Preseason	--	19	23	--	17
Feb. 19	--	17	18	25	--
Feb. 26	24	16	15	22	15
March 4	21	15	13	21	13
March 11	18	14	13	21	12
March 18	9	11	8	11	10
March 25	15	16	17	16	18
April 1	11	13	14	15	14
April 8	16	25	22	24	17
April 15					
April 22					
April 29					
May 6					
May 13					
May 20					
May 27					
FINAL					

2024 SEC STANDINGS		
EASTERN DIVISION		
SCHOOL	SEC	OVERALL
Kentucky	11-1	27-5
Vanderbilt	8-4	26-7
Tennessee	7-5	27-6
Florida	6-6	17-15
South Carolina	6-6	23-10
Georgia	5-7	25-8
Missouri	4-8	15-19
WESTERN DIVISION		
SCHOOL	SEC	OVERALL
Arkansas	11-1	29-3
Texas A&M	8-4	29-4
Mississippi State	6-6	21-12
Alabama	4-8	22-11
LSU	3-9	22-12
Ole Miss	3-9	18-15
Auburn	2-10	18-14

CRIMSON TIDE ON THE RADIO	
ARAB	WAFN-FM 92.7
BIRMINGHAM	WENN-FM 100.1 WENN-AM 1320 WBHU-HD2 95.7-2
BREWTON	WKNM-FM 106.3
COWAN (Tenn.)	WZYX-FM 94.5 WZYK-FM 95.3 WZYX-AM 1440
CULLMAN	WFMH-AM 1340
DECATUR	WWTM-FM 94.3
FAYETTE	WLDX-FM 97.1 WLDX-AM 990
FLORENCE	WYKT-FM 93.9
GADSDEN	WAAX-FM 101.9 WAAX-AM 570
HATTIESBURG (Miss.)	WFOR-FM 92.7 WFOR-AM 1400
HUNTSVILLE	WZZN-FM 97.3
JASPER	WJLX-FM 101.5 WJLX-AM 1240
LINDEN/DEMOPOLIS	WINL-FM 98.5
MONROEVILLE	WMFC-FM 99.3
MONTGOMERY	WLWI-FM 106.3 WLWI-AM 1440
PIKE ROAD	WTLS-FM 94.7
PRICEVILLE	WAFN-FM 104.9
RUSSELLVILLE	WGOL-FM 100.7 WGOL-AM 920
SELMA	WDXX-FM 100.1
SYLACAUGA	WFEB-FM 100.9 WFEB-AM 1340
TALLASSEE	WTLS-FM 106.9 WTLS-AM 1300
TUSCALOOSA	WTUG-FM 100.9 WTUG-HD2 92.9-2 WJEC-FM 106.5
VERNON	WJEC-FM 106.5
WINFIELD	WXXM-FM 97.7

QUICK FACTS

UNIVERSITY

Location Tuscaloosa, Ala.
Founded April 12, 1831
Enrollment 38,320
Conference Southeastern
Colors Crimson and White
Nickname Crimson Tide
President Dr. Stuart Bell
Director of Athletics Greg Byrne

FACULTY ATHLETICS

Representative Dr. James King
Sport Administrator Jessica Paré
Venue (Capacity) Sewell-Thomas Stadium (5,867+)

COACHING STAFF

Head Coach Rob Vaughn
Alma Mater Kansas State, 2009
Record at Alabama 22-11 (First Season)
Overall Record 205-128 (Seventh Season)
Assoc. Head Coach Jason Jackson (Seventh Season)
Assistant Coach Mike Morrison (First Season)
Assistant Coach Anthony Papio (First Season)
Director of Operations Jenny Sanders
Strength and Conditioning Brett Price
Athletic Trainer Sean Stryker

TEAM INFORMATION

2023 Record 43-21
2023 SEC Record/Finish 16-14/4th West/9th Overall
2023 H/A/N Record 30-8/9-11/4-2
Letterwinners Returning 15
Starting Position Players Returning 2
Pitchers Returning 8

PROGRAM HISTORY

All-Time Record 2,785-1,742-25 (.615)
SEC Record 1,008-899-5 (.529)
SEC Tournament Record 55-49 (.529)
SEC Championships 14
SEC Divisional Championships 11
NCAA Tournament Appearances 26
CWS Appearances 5

ATHLETICS COMMUNICATIONS

Baseball Contact Alex Thompson
Office (205) 348-6084
Cell (440) 666-7615
E-mail athompson@ia.ua.edu
Fax (205) 348-8841
Website www.RollTide.com
Mailing Address 1201 Coliseum Drive
 Room 170
 Tuscaloosa, AL 35487

HOW TO FOLLOW ALABAMA BASEBALL

Get all the latest information on the team by following @AlabamaBSB on X/Twitter and Instagram and on Facebook at Alabama Baseball. General athletic news can be found at UA_Athletics on X/Twitter and Instagram and AlabamaAthletics on Facebook.

PROMOTIONS AT THE JOE: ARKANSAS

- The upcoming series will feature numerous promotions at The Joe as Alabama hosts top-ranked Arkansas.
- The theme for this weekend's ranked matchup will be 'A-Day Weekend'. To start off the football-centric weekend in Tuscaloosa, Alabama quarterback Jalen Milroe will throw out Friday's ceremonial first pitch.
- On Friday, fans can also get their third 'Gameday at The Joe' button. This weekend's button features the vintage 'A' Alabama logo. The buttons are part of a season-long promotion on the weekends and will be handed out at select series openers. Friday's series opener will also include a white Alabama rally towel giveaway, available while supplies last.
- Saturday's matchup will be the first 'Alabama Hat Series' giveaway. Fans can get a cap at the gate that is unique to the series with the Hogs, with the first hat design featuring the vintage 'A' logo.
- The series finale with Arkansas will continue 'Kids' Day at The Joe'. All kids 12-and-under will have the chance to run the bases postgame.
- Additionally, Sunday will be the Tide's third baseball card giveaway of the season. The giveaway part is part of a season-long promotion highlighting the 2024 roster. Kids can get their pack of cards and stay after the game to get autographs from the group of players featured on this Sunday's set of cards.

ABOUT ALABAMA

- Alabama enters the series with top-ranked Arkansas having lost four in a row. The Crimson Tide fell in three straight games last weekend at 12th-ranked Kentucky before a midweek loss to South Alabama on Tuesday.
- The Tide suffered a 5-4 loss to South Alabama on Tuesday evening at Sewell-Thomas Stadium.
- Alabama posted four runs with two outs in the third to build an early advantage. The Jaguars answered with single tallies in the fourth and fifth to cut the deficit in half and make it a 4-2 affair after five.
- In the eighth, USA rallied with two outs, using a two-run double and an RBI-single to take a 5-4 lead. Alabama had runners in scoring position in the eighth and reached a man in the ninth but could not rally for the comeback.
- The Crimson Tide received a solid start from **Kade Snell** on Tuesday, with the left-hander allowing two runs on five hits and a pair of walks while striking out a season-high six.
- Alabama suffered a 6-2 loss to 12th-ranked Kentucky last Friday evening at Kentucky Proud Park.
- A low-scoring affair early, Kentucky struck first with a single tally in the second. Alabama then got on the board to start the fifth with a run of its own, sending the game to the home half knotted up at one apiece.
- The tie would not last long as the Wildcats posted three runs in the fifth and two in the sixth to put the game out of reach. The Tide continued to battle, reaching the leadoff man in each of the final five innings but crossed just one run in the seventh for the 6-2 final.
- Alabama was blanked by the Wildcats, 7-0, on Saturday afternoon.
- Kentucky built a 3-0 lead after three frames, plating one in the first and two in the second. The Wildcats added four in the sixth to make it a 7-0 affair, the eventual final. The shutout loss was the Tide's first this season.
- Alabama suffered a 10-1 loss to Kentucky in last Sunday's series finale.
- The Wildcats got on the board with three in the second with Alabama getting a run of its own in the top of the third. UK then added two in the home half of the third before putting the game out of reach with a five-run seventh.
- Alabama welcomed back 15 letterwinners for the 2024 season. Included in those 15 are two positional starters and eight pitchers that returned for the new campaign.

TRADING HAYMAKERS WITH THE HOGS

- Across the last four weekend series between Alabama and Arkansas, the Crimson Tide has come out on top by 10-plus runs in at least one game.
- Despite the double-digit wins, UA has gone just 1-3 in series and 5-7 overall with the Razorbacks over that stretch.
- Below is a look at how the last four series have turned out.

Alabama vs. Arkansas

Date	UA	ARK	Location	Outcome
3/22/19	3	12	Tuscaloosa	L
3/23/19	10	0		W
3/24/19	2	10		L
3/19/21	16	1	Fayetteville	W
3/20/21	1	9		L
3/21/21	1	3		L
5/19/22	3	7	Tuscaloosa	L
5/20/22	8	6		W
5/21/22	18	5		W
3/31/23	12	1	Fayetteville	W
4/1/23	6	9		L
4/2/23	4	5		L

ALABAMA vs. #1

- Alabama has faced off with college baseball's top-ranked team on 50 occasions prior to Friday's series opener with No. 1 Arkansas. The Crimson Tide holds an 18-32 (.360) record in those matchups.
- Despite the 18-32 overall record, the Tide is 7-7 in three-game weekend series against the top-ranked team. Alabama has also taken part in two-game series and single games against the nation's No. 1 team in the NCAA postseason.
- The Tide's most recent meetings with No. 1 came last season in NCAA Super Regional play at Wake Forest from June 10-11. Alabama suffered a 5-4 loss in game one followed by a 22-5 loss on Sunday to end UA's unbelievable run.
- Alabama's last regular season weekend series with No. 1 came in Baton Rouge from April 28-30 of last season. An offensive weekend favored LSU, with the Tigers sweeping the Tide.

FEELS GOOD TO BE HOME

- Alabama continues its nine-game homestand at Sewell-Thomas Stadium on Friday when Arkansas comes to town.
- The Joe has been a favorable spot this season with the Crimson Tide holding a 16-3 mark in Tuscaloosa. For comparison, UA is a combined 6-8 in road or neutral site games including a 3-7 mark in true road contests.
- Alabama owns a .334 (207-620) average at home and is scoring 9.4 runs per game. Away from The Joe, the Tide is batting .283 (142-502) while averaging only 6.4 runs per contest.
- On the mound, the Tide owns a 4.08 ERA (73 ER/161.0 IP) at home compared to a 6.47 ERA (87 ER/121.0 IP) away from Tuscaloosa. Alabama has given up 14 less runs at home despite throwing 40.0 more innings.
- Opposing batters are also hitting just .229 inside Sewell-Thomas compared to a .284 mark on the road. Included in those totals are extra-base hits, with UA giving up 49 at home (2.6 per game) compared to 53 on the road (3.8 per game).
- Alabama's opponents have slugged just 18 home runs in Tuscaloosa (0.95 per game) compared to 28 when the Tide serves as the visiting team (2.0 per game).

AN OFFENSIVE START TO 2024

- Alabama's offense has been on fire to start the 2024 season.
- The Crimson Tide owns a .311 average with 66 doubles, nine triples and 56 home runs leading to 269 runs.
- UA's bats have totaled double-digit hits in 22 contests so far while posting double-digit runs 13 times. Additionally, the offense has homered in 22 games. Of those 22 games, the bats have recorded two-or-more homers 16 times.
- Below is a look at where Alabama ranks in the SEC and nationally entering the weekend with top-ranked Arkansas.

Where the Crimson Tide Offense Ranks

Category	UA Total	SEC	Nationally
Triples	9	2nd	--
Hits	349	3rd	20th
Batting Average	.311	3rd	27th
Slugging Percentage	.536	4th	19th
Runs	269	4th	32nd
Runs per Game	8.2	5th	--
Home Runs	56	6th	23rd
Home Runs per Game	1.70	6th	26th
On-Base Percentage	.409	7th	--

MILLER AT THE TOP

- Gage Miller and TJ McCants have stayed neck-and-neck offensively to start the 2024 season, providing the Crimson Tide with a true 1-2 punch at the top of the lineup.
- After 33 games, Miller leads UA in average (.417), hits (53), home runs (13), total bases (104), RBI (41) and runs scored (51) along with on-base (.506) and slugging (.819). He has reached base safely in all 32 games he's played in (did not play vs. Belmont) while recording at least one hit in 27 contests.
- Miller's 32-game reached base streak is the longest by a Crimson Tide player since Taylor Dugas' 34-game streak to start the 2012 season. The 34-game stretch was part of Dugas' 46-game streak overall that included the final 12 games of the 2011 campaign.
- Below is a look at Miller's offensive ranks entering the weekend with top-ranked Arkansas.

Where Miller Ranks

Category	Total	SEC	Nationally
Runs	51	1st	3rd
Runs per Game	1.59	1st	4th
Hits	53	2nd	15th
Batting Average	.417	2nd	21st
Hits per Game	1.66	2nd	22nd
Total Bases	104	4th	9th
Slugging Percentage	.819	6th	14th
On-Base Percentage	.506	6th	--
RBI	41	6th	--
RBI per Game	1.28	7th	--
Home Runs	13	8th	23rd
Home Runs per Game	0.41	9th	--

HOW BIG IS THE JOE?

320' to left field
360' to the alleys
390' to center field
320' to right field

SEWELL-THOMAS SELLOUT TRACKER

(NO) DATE	ATTENDANCE	OPPONENT
1. February 19, 2016*	5,867	Maryland
2. February 20, 2016	6,449	Maryland
3. March 25, 2016	5,867	Tennessee
4. April 15, 2016	5,950	Ole Miss
5. April 16, 2016	6,385	Ole Miss
6. April 17, 2016	6,354	Ole Miss
7. April 30, 2016	6,644	Mississippi State (DH)
8. May 7, 2016	6,324	Auburn
9. May 8, 2016	5,991	Auburn
10. March 3, 2017	5,867	ULM
11. April 29, 2017	4,918	LSU
12. April 20, 2018*	5,593	Auburn
13. April 21, 2018	6,051	Auburn (DH)
14. May 5, 2018	4,631	Mississippi State
15. May 6, 2018	4,637	Mississippi State
16. February 20, 2021^	1,764	McNeese
17. February 21, 2021^	1,764	McNeese
18. February 27, 2021^	1,764	Wright State (DH)
19. March 9, 2021^	1,764	South Alabama
20. March 10, 2021^	1,764	Jacksonville State
21. March 12, 2021^	1,764	Stetson
21. March 13, 2021^	1,764	Stetson
22. March 14, 2021^	1,764	Stetson
23. March 23, 2021^	1,764	Southern Miss
24. March 26, 2021^	1,764	Ole Miss (DH)
25. March 27, 2021^	1,764	Ole Miss
26. April 2, 2021^	1,764	Tennessee
27. April 3, 2021^	1,764	Tennessee
28. April 4, 2021^	1,764	Tennessee
29. April 7, 2021^	1,764	ULM
30. April 13, 2021^	1,764	Samford
31. April 16, 2021^	2,630	Auburn
32. April 17, 2021^	2,630	Auburn
33. May 21, 2021^	2,630	Mississippi State
34. May 22, 2021^	2,630	Mississippi State
35. April 14, 2023	5,800	Auburn
36. April 15, 2023	5,800	Auburn
37. April 16, 2023	5,800	Auburn
38. May 6, 2023	5,800	Vanderbilt
39. June 2, 2023	5,800	vs. Nicholls
40. June 3, 2023	5,800	vs. Troy
41. June 4, 2023	5,800	vs. Boston College

* - postgame fireworks show | ^ - limited capacity due to social distancing

MILLER'S MIDSEASON ACCOLADES

- Gage Miller has put together an impressive first half of the 2024 season.
- The junior's standout start has earned him national recognition from D1Baseball.com, Perfect Game USA and the Golden Spikes Award.
- Miller was selected to the Midseason All-America Second Team as a third baseman by both D1 and PG USA. He was listed behind only Georgia's Charlie Condon on both Midseason All-America teams.
- The Palmyra, Pa., native also earned a spot on the Golden Spikes Award Midseason Watch List on Thursday, April 4. Miller was one of 45 student-athletes on USA Baseball's list.

McCANTS MAKES US GO

- TJ McCants has provided a spark for the Tide offense so far this season, pairing with Miller at the top of the lineup.
- The senior paces Alabama in doubles (12) and stolen bases (10-11). He also ranks second to Miller in hits (44), home runs (12), total bases (94), RBI (36) and slugging percentage (.657).
- McCants has recorded at least one hit in 29 games while contributing at least one run in 20 contests and at least one RBI in 18 of his 33 games. He has also recorded at least one extra-base hit in 20 matchups, highlighted by his effort at Alabama State on March 19 that saw McCants tie the UA single-game marks for home runs (3) and total bases (14).
- Below is a look at McCants's offensive ranks entering the weekend series with top-ranked Arkansas.

Where McCants Ranks

Category	Total	SEC	Nationally
Doubles	12	4th	--
Doubles per Game	0.36	4th	--
Total Bases	94	8th	--
Hits	44	10th	--
RBI	36	10th	--
Stolen Bases	10	11th	--
Home Runs	12	12th	--

MIDSEASON RECOGNITION FOR LEBRON

- Justin Lebron was named to Perfect Game USA's Midseason Freshman All-America First Team on April 3.
- Lebron earned the accolade after batting .340 with 32 hits, including two doubles and five home runs, across the first part of the season.
- The shortstop also contributed 18 RBI and 27 runs scored to go with four stolen bases over the first half.

LEBRON NAMED SEC FRESHMAN OF THE WEEK - FEB. 19

- Alabama shortstop Justin Lebron was named the SEC Freshman of the Week on Feb. 19.
- The freshman started all three games of Opening Weekend at shortstop against Manhattan. He batted a team-high and league-high tying .667 (4-6) with a double, one homer, three RBI, two runs, four walks and a hit-by-pitch.
- Lebron recorded at least one hit in all three games against the Jaspers while leading UA in walks.
- Highlighting his first weekend of collegiate ball was an inside-the-park home run in Sunday's series finale. He became just the second player in Crimson Tide history to hit an inside-the-parker for his first career home run.
- The Miramar, Fla., native also played elite defense, recording four putouts and three assists in seven chances while also turning a slick double play on his own.

ALTON'S PRESEASON ACCOLADES

- Sophomore Alton Davis II earned multiple preseason honors entering his second season with the Crimson Tide.
- Davis II was named to the All-SEC Second Team as a reliever while also being tabbed to the NCBWA's Stopper of the Year Watch List.
- The Hueytown native finished last season as the Crimson Tide's closer, securing eight saves across nine chances, including a league-high tying six in SEC play.

GET TO KNOW VAUGHN'S STAFF

- Rob Vaughn was named the 33rd head coach in Alabama baseball history on Monday, June 12, 2023.
- Vaughn came to Tuscaloosa after spending the previous six seasons at Maryland. While in College Park, his teams compiled a 183-117 overall record, including an 84-54 mark in conference play.
- The Terps laid claim to the 2022 and 2023 Big Ten regular season crowns while adding a Big Ten Tournament title in '23. Maryland also earned a spot in three consecutive NCAA Regionals from 2021-23.
- Vaughn retained interim head coach Jason Jackson, assigning him the title of Associate Head Coach. He then brought Anthony Papio and Mike Morrison with him from Maryland. Papio was officially hired on June 23 while Morrison's hiring followed just over a week later on July 1.
- Papio played under Vaughn at Maryland before serving in three different roles across seven seasons on staff. He began his coaching career as a student assistant in 2017 before being elevated to volunteer assistant from 2017-21. Papio most recently served as an assistant coach for the 2022 and 2023 seasons.
- Morrison spent the previous two seasons at UMD with Vaughn, working as an assistant and serving as the Terps' pitching coach. Prior to his time at Maryland, Morrison served in two different roles at his alma mater, Coastal Carolina. He began his time with the Chanticleers as Director of Player Development and Scouting in 2020 before being elevated to an assistant coach in 2021.
- Vaughn's rounded out his first staff at UA by adding former Alabama standout Mikey White as the team's Coordinator of Player Development. White, who played for the Crimson Tide from 2013-15, spent last season at Tennessee Tech after completing a seven-year career in professional baseball.

2024 HOME RUN TRACKER [56 HRs]

PLAYER (NO.)	INN	COUNT	RBI	LOC	OPP. (DATE)
Lebron (1)	3rd	0-0	2	ITP	Manhattan (2/18)
McCants (1)	3rd	0-0	2	RF	Manhattan (2/18)
Sleight (1)	4th	1-0	1	LF	Manhattan (2/18)
Hodo (1)	6th	3-0	1	RF	Manhattan (2/18)
Miller (1)	8th	2-2	1	LF	Manhattan (2/18)
McCants (2)	3rd	2-0	2	RF	MTSU (2/20)
Eblin (1)	8th	2-1	1	RF	MTSU (2/20)
Miller (2)	8th	2-0	1	LF	MTSU (2/20)
McCants (3)	4th	0-1	4	RF	Alabama St. (2/21)
Miller (3)	2nd	0-1	3	LCF	Valparaiso (2/23)
Miller (4)	1st	0-2	1	LCF	Valparaiso (2/24)
Petrutz (1)	1st	0-0	2	CF	Valparaiso (2/24)
Mizell (1)	1st	1-1	2	LCF	Valparaiso (2/24)
Lebron (2)	1st	0-1	1	LCF	Valparaiso (2/24)
Miller (5)	2nd	0-0	2	LF	Valparaiso (2/25)
McCants (4)	6th	1-0	1	CF	Valparaiso (2/25)
McCants (5)	7th	3-1	2	CF	Valparaiso (2/25)
Eblin (2)	5th	1-0	2	RF	at UAB (2/27)
McCants (6)	7th	2-1	2	LF	at UAB (2/27)
Sleight (2)	4th	1-0	3	RF	vs. Indiana (3/1)
Eblin (3)	5th	0-1	2	RF	vs. Arizona (3/2)
Hodo (2)	6th	1-2	1	LCF	vs. Arizona (3/2)
Sleight (3)	2nd	1-1	1	CF	vs. DBU (3/3)
Lebron (3)	4th	2-2	2	LCF	vs. DBU (3/3)
Miller (6)	7th	1-1	1	LF	Troy (3/6)
Miller (7)	1st	1-1	1	LF	Lipscomb-1 (3/9)
Miller (8)	5th	1-1	1	LF	Lipscomb-1 (3/9)
Hodo (3)	6th	3-1	4	CF	Lipscomb-1 (3/9)
Lebron (4)	6th	1-2	1	LCF	Lipscomb-1 (3/9)
Hodo (4)	8th	1-2	3	RCF	Lipscomb-1 (3/9)
Eblin (4)	3rd	1-1	1	RCF	at USM (3/12)
Sleight (4)	6th	2-1	1	RF	at USM (3/12)
Snell (1)	9th	0-0	2	LF	at USM (3/12)
McCants (7)	1st	2-1	1	CF	Tennessee (3/15)
Petrutz (2)	1st	2-2	1	RF	Tennessee (3/15)
Hodo (5)	9th	3-2	1	CF	Tennessee (3/15)
Hodo (6)	4th	1-2	1	RF	Tennessee (3/17)
Miller (9)	8th	1-0	3	LF	Tennessee (3/17)
McCants (8)	3rd	1-0	1	RF	at ASU (3/19)
McCants (9)	4th	3-2	2	RF	at ASU (3/19)
McCants (10)	6th	1-0	3	RCF	at ASU (3/19)
Miller (10)	1st	2-0	1	CF	at Georgia-2 (3/23)
Lebron (5)	2nd	0-1	1	RF	at Georgia-2 (3/23)
Miller (11)	3rd	1-1	1	LF	at Georgia-2 (3/23)
Snell (2)	7th	1-2	1	RF	at Georgia-2 (3/23)
Snell (3)	7th	0-0	3	RF	at Georgia (3/24)
McCants (11)	5th	2-0	1	RF	vs. Belmont (3/26)
Sleight (5)	3rd	0-0	2	LCF	So. Carolina (3/29)
Petrutz (3)	8th	2-2	3	RF	So. Carolina (3/29)
Hodo (7)	2nd	1-1	1	LF	So. Carolina (3/30)
Grant (1)	3rd	1-0	1	RF	So. Carolina (3/30)
Hodo (8)	4th	0-0	1	LCF	So. Carolina (3/30)
Petrutz (4)	1st	1-1	2	LF	at Samford (4/3)
Miller (12)	6th	0-0	2	LCF	at Samford (4/3)
McCants (12)	6th	1-2	1	LCF	at Samford (4/3)
Miller (13)	9th	2-0	1	LCF	at Samford (4/3)

BY INNING

1st	9
2nd	5
3rd	8
4th	7
5th	4
6th	9
7th	5
8th	6
9th	3
Extras	0

BY COUNT

0-0	9
0-1	5
0-2	1
1-0	8
1-1	9
1-2	6
2-0	5
2-1	4
2-2	4
3-0	1
3-1	2
3-2	2

BY RBI

1	31
2	16
3	7
4	2

ALABAMA HEAD COACH ROB VAUGHN



PREVIOUS COACHING EXPERIENCE

Kansas State Student Assistant Coach (2010)
 Volunteer Assistant Coach (2011-12)
 Maryland Assistant Coach (2013-17)
 Head Coach (2018-23)

YEAR-BY-YEAR RECORD

MARYLAND (183-117, .610)

Year	Overall	Conf.	Notes
2018	24-30	9-14	First-Year Head Coach
2019	29-29	12-12	
2020	10-5	N/A	
2021	30-18	28-16	NCAA Regional
2022	48-14	18-5	B1G Champs; NCAA Regional
2023	42-21	17-7	B1G Champs; B1G Tourn. Champs; NCAA Regional

ALABAMA

Year	Overall	Conf.	Notes
2024	22-11	4-8	First-Year Head Coach

TOTAL: 205-128 (.616) || 88-62 (.587) B1G/SEC

VAUGHN PERSONAL QUICK FACTS

Born: July 7, 1987
Hometown: Humble, Texas
Wife: Kayleigh
Children: Wyatt, Beau
Education: Kansas State, 2009

- Rob Vaughn was hired as Alabama's 33rd head baseball coach on June 12, 2023 and formally introduced on Tuesday, June 13.
- The 2022 ABCA/ATEC East Region Coach of the Year, Vaughn has helped 19 student-athletes earn first, second, third or freshman All-America honors during his collegiate coaching career.
- Vaughn has coached 36 players who have been drafted or signed professional contracts during his time as a collegiate coach, including 2023 first-rounder Matt Shaw along with MLB standouts Brandon Lowe and LaMonte Wade Jr.
- Vaughn came to Tuscaloosa after spending the previous six seasons as the head coach at Maryland where he led the Terps to a 183-117 mark, including an 84-54 record in Big Ten play.
- A two-time Big Ten Coach of the Year in 2022 and 2023, Vaughn's UMD squads claimed two straight Big Ten titles in '22 and '23 along with earning a Big Ten Tournament crown in 2023.
- Vaughn led UMD to two of the program's 40-win seasons as a head coach (2022, 2023) and helped the Terps advance to three consecutive NCAA Regionals from 2021-23.
- Under his direction, the Terps earned two consecutive Big Ten Player of the Year honors (Shaw - 2023, Chris Alleyne - 2022) and one Big Ten Freshman of the Year (Maxwell Costes - 2019).
- Prior to his time as head coach at Maryland, Vaughn served as an Associate Head Coach (2017) and as an Assistant Coach (2013-16) for the Terps.
- He began his coaching career at his alma mater, Kansas State, where he was a student assistant in 2010 followed by a Volunteer Assistant Coach from 2011-12.
- Vaughn spent two seasons in the Chicago White Sox organization from 2009-10 after at collegiate career at KSU from 2006-09 where he was a catcher for the Wildcats.
- A native of Humble, Texas, Vaughn is married to the former Kayleigh Strickler. The couple has two sons - Wyatt and Beau.

VAUGHN vs. OPPONENTS (HEAD COACHING CAREER)

OPPONENT	RECORD
ALABAMA STATE	2-0
Albany	2-1
ARIZONA	1-0
ARKANSAS	0-0
Army	1-2
AUBURN	0-0
Ball State	1-0
Baylor	3-0
BELMONT	1-0
Bryant	5-1
Campbell	3-1
Central Florida	2-1
Charleston Southern	1-0
Charlotte	1-1
Coastal Carolina	1-4
College of Charleston	1-0
Connecticut	1-2
Cornell	1-0
Creighton	0-3
DALLAS BAPTIST	1-3
Delaware	7-3
East Carolina	0-8
Elon	3-0
George Mason	3-2
George Washington	2-0
Georgetown	5-1
GEORGIA	0-3
Hawai'i	0-1
Illinois	8-5
INDIANA	8-7
Indiana State	1-0
Iona	1-0
Iowa	7-4

OPPONENT	RECORD
JACKSONVILLE STATE	0-0
James Madison	6-2
KENTUCKY	0-3
LIPSCOMB	3-0
LIU	1-0
Louisiana	1-2
LSU	0-0
Maine	6-0
MANHATTAN	3-0
Michigan	6-10
Michigan State	4-4
MIDDLE TENNESSEE	1-0
Minnesota	8-4
OLE MISS	1-3
MISSISSIPPI STATE	0-0
Navy	1-0
Nebraska	6-5
Norfolk State	1-0
North Carolina	0-1
Northeastern	1-1
Northwestern	10-3
Ohio State	11-4
Penn State	8-4
Purdue	7-4
Radford	1-0
Rhode Island	2-1
Richmond	0-1
Rutgers	9-4
SAMFORD	1-0
Siena	3-0
SOUTH ALABAMA	0-1
SOUTH CAROLINA	2-1
South Florida	2-1

OPPONENT	RECORD
SOUTHERN MISS	0-1
Stetson	4-2
TENNESSEE	4-2
TEXAS A&M	0-0
Towson	3-0
TROY	1-0
UAB	1-0
UMBC	4-0
VALPARAISO	3-0
Vanderbilt	0-1
Villanova	1-0
VCU	5-1
Wake Forest	1-1
West Virginia	0-3
William & Mary	1-4

BOLD indicates 2024 opponent

CATEGORY	RECORD
Home	109-50
Road	77-59
Neutral	19-19
Day	146-85
Night	59-43
vs. Top-25 Teams	12-22
In February	35-13
In March	64-49
In April	56-36
In May	45-23
In June	6-6

2024 ROSTER

PITCHERS

NO.	NAME	POS.	B-T	HT.	WT.	CL.	HOMETOWN (PREVIOUS SCHOOL)
4	Riley Quick	RHP	R-R	6-6	255	So.	Trussville, Ala. (Hewitt-Trussville)
8	Tyler Fay	RHP	R-R	6-5	215	R-Fr.	Doniphan, Neb. (Grand Island Senior)
19	Zane Probst	RHP	R-R	6-4	210	Sr.	Mill Hall, Pa. (Seton Hall/Central Mountain)
20	Zane Adams	LHP	L-L	6-4	195	Fr.	Porter, Texas (Porter)
23	Aidan Moza	RHP	L-R	6-1	190	Jr.	Dallas, Ga. (UAB/North Cobb Christian)
26	Greg Farone	LHP	L-L	6-6	240	Sr.	Schenectady, N.Y. (Louisville/Herkimer Col./Schenectady)
27	Ben Hess	RHP	R-R	6-5	255	Jr.	Charleston, Ill. (Charleston)
28	Kade Snell	LHP/INF	L-L	6-1	220	R-Jr.	Dothan, Ala. (Wallace State C.C./Auburn/Wicksburg)
32	Braylon Myers	RHP	L-R	6-2	205	Jr.	Bessemer, Ala. (Oak Grove)
33	Ariston Veasey	RHP/UTL	R-R	6-1	175	Fr.	Tyrone, Ga. (Starr's Mill)
35	Jansen Kenty	LHP	L-L	6-0	195	Fr.	Newnan, Ga. (East Coweta)
36	Hagan Banks	RHP	R-R	6-4	210	Jr.	Plainville, Ga. (Calhoun)
39	Sam Mitchell	RHP	R-R	6-7	230	Fr.	Madison, Ala. (Bob Jones)
40	Matthew Heiberger	LHP	L-L	6-3	205	Fr.	Birmingham, Ala. (Oak Mountain)
42	Alton Davis II	LHP	L-L	6-5	185	So.	Hueytown, Ala. (Hueytown)
46	Coulson Buchanan	RHP	R-R	5-10	200	Jr.	Sugar Hill, Ga. (Wofford/North Gwinnett)
48	Bobby Alcock	RHP	R-R	6-5	245	R-Jr.	Lynn, Mass. (Gardner-Webb/The Winchendon School)
50	Pierce George	RHP	R-R	6-6	240	So.	Austin, Texas (Texas/Lake Travis)
52	Jackson Baker	RHP	R-R	6-1	175	Fr.	Austin, Texas (Lake Travis)
99	Austin Morris	RHP	R-R	6-4	210	R-Fr.	Warrior, Ala. (Mortimer Jordan)

CATCHERS

NO.	NAME	POS.	B-T	HT.	WT.	CL.	HOMETOWN (PREVIOUS SCHOOL)
9	Mac Guscette	C	R-R	6-0	190	Sr.	Nokomis, Fla. (Florida/Venice)
17	Kameron Guangorena	C	L-R	6-0	195	Gr.	Whittier, Calif. (CCU/Cal State Fullerton/St. John Bosco)
31	Will Portera	C/INF	S-R	5-10	185	R-Jr.	Memphis, Tenn. (Memphis University School)
37	Will Plattner	C	R-R	6-1	215	So.	Springfield, Ill. (Ole Miss/Glenwood)
38	Luke Vaughn	C	R-R	6-2	200	Fr.	Cincinnati, Ohio (Elder)

INFIELDERS

NO.	NAME	POS.	B-T	HT.	WT.	CL.	HOMETOWN (PREVIOUS SCHOOL)
1	Justin Lebron	INF	R-R	6-2	175	Fr.	Miramar, Fla. (Archbishop Edward McCarthy)
2	Mason Swinney	INF	R-R	6-2	190	So.	Phil Campbell, Ala. (Phil Campbell)
6	Max Grant	INF	L-R	6-0	200	Sr.	Fredericton, New Brunswick (Canisius/Vauxhall Academy)
10	Joey Rubin	INF	R-R	5-9	180	Jr.	Charlton, Mass. (Rollins College/St. Peter Marian)
12	Gage Miller	INF	R-R	6-0	200	Jr.	Palmyra, Pa. (Bishop State C.C./Palmyra Area)
13	Bryce Eblin	INF	L-R	5-11	185	Sr.	Greenwood, Ind. (Center Grove)
18	Will Hodo	INF/OF	L-R	6-3	230	Jr.	Waynesboro, Miss. (Wayne Academy)

OUTFIELDERS

NO.	NAME	POS.	B-T	HT.	WT.	CL.	HOMETOWN (PREVIOUS SCHOOL)
3	Evan Sleight	OF	L-R	6-1	230	Gr.	Framingham, Mass. (Rutgers/Virginia/Belmont Hill School)
11	William Hamiter	OF	L-R	5-11	195	Gr.	Tuscaloosa, Ala. (Northridge)
15	Coleman Mizell	OF	L-L	6-3	230	Fr.	Hartselle, Ala. (Hartselle)
21	Ian Petruz	OF	L-L	6-0	210	Jr.	Mantua, N.J. (Maryland/Bishop Eustace Prep)
22	Camden Hayslip	OF	L-L	6-2	215	Jr.	Lebanon, Tenn. (Friendship Christian)
29	Evan Haeger	OF	L-L	6-2	200	Fr.	New Hudson, Mich. (Detroit Catholic Central)
43	Parker Picot	OF/INF	R-R	6-2	210	Fr.	Rochester Hills, Mich. (Rochester Adams)
44	TJ McCants	OF/INF	L-R	6-3	200	Sr.	Cantonment, Fla. (Ole Miss/Pensacola Catholic)

COACHES AND STAFF

7	Rob Vaughn	Head Coach/First Year
34	Jason Jackson	Associate Head Coach/Seventh Year
25	Mike Morrison	Assistant Coach/Recruiting Coordinator/First Year
0	Anthony Papio	Assistant Coach/First Year
	Mikey White	Coordinator of Player Development/First Year
	Kasen Rainey	Analytics Assistant/Second Year
	Garrett Wood	Recruiting Operations Assistant/First Year
	Jenny Sanders	Director of Operations/Third Year
	Brett Price	Strength & Conditioning/Sixth Year
	Sean Stryker	Athletic Trainer/Seventh Year
	Amanda Branson	Nutrition/Third Year
	Stephanie Godfrey	Academics/Third Year
	Junior Walden	Equipment/16th Year
	Jessica Paré	Baseball Administrator
	Dr. Jeff Laubenthal	Team Physician
	Cody Bauer, Parker Cameron, Tanner Holloway, Tyler Lord, Jonathan Nelson, Zach Phillips, Tait Picot, Billy Underwood, Michael Winn	Student Managers

NUMERICAL

0	Anthony Papio, ASSISTANT COACH
1	Justin Lebron, INF
2	Mason Swinney, INF
3	Evan Sleight, OF
4	Riley Quick, RHP
6	Max Grant, INF
7	Rob Vaughn, HEAD COACH
8	Tyler Fay, RHP
9	Mac Guscette, C
10	Joey Rubin, INF
11	William Hamiter, OF
12	Gage Miller, INF
13	Bryce Eblin, INF
15	Coleman Mizell, OF
17	Kameron Guangorena, C
18	Will Hodo, INF/OF
19	Zane Probst, RHP
20	Zane Adams, LHP
21	Ian Petruz, OF
22	Camden Hayslip, OF
23	Aidan Moza, RHP
25	Mike Morrison, ASSISTANT COACH
26	Greg Farone, LHP
27	Ben Hess, RHP
28	Kade Snell, LHP/INF
29	Evan Haeger, OF
31	Will Portera, C/INF
32	Braylon Myers, RHP
33	Ariston Veasey, RHP/UTL
34	Jason Jackson, ASSOCIATE HEAD COACH
35	Jansen Kenty, LHP
36	Hagan Banks, RHP
37	Will Plattner, C
38	Luke Vaughn, C
39	Sam Mitchell, RHP
40	Matthew Heiberger, LHP
42	Alton Davis II, LHP
43	Parker Picot, OF/INF
44	TJ McCants, OF/INF
46	Coulson Buchanan, RHP
48	Bobby Alcock, RHP
50	Pierce George, RHP
52	Jackson Baker, RHP
99	Austin Morris, RHP

PRONUNCIATION GUIDE

Kameron GUANGORENA	guan-go-RIN-ha
Mac GUSCETTE	guh-SET-ee
Aidan MOZA	MOW-zuh
Ian PETRUTZ	peh-TRUTTS
Parker PICOT	PEA-coe
Zane PROBST	PROBE-st
Evan SLEIGHT	SLIGHT
Mason SWINNEY	swin-EE
Ariston VEASEY	vee-ZEE

Anthony PAPIO pap-E-oh

STATE/COUNTRY BREAKDOWN

Alabama	10
Georgia	5
Florida	3
Massachusetts	3
Texas	3
Illinois	2
Michigan	2
Pennsylvania	2
Tennessee	2
California	1
Indiana	1
Mississippi	1
Nebraska	1
New Jersey	1
New York	1
Ohio	1
Canada	1

PITCHING GAME-BY-GAME AND CAREER STATS

#8 TYLER FAY, RHP - R-FR.

SEASON-HIGH IP: 3.2 at UAB (2/27)
CAREER-HIGH IP: 3.2 at UAB (2/27/24)
SEASON-HIGH K: 3, 3x, last vs. South Carolina (3/30)
CAREER-HIGH K: 3, 3x, last vs. South Carolina (3/30/24)

- Tied for the Alabama team lead in appearances with 14, all in relief
- Totaled 25.2 innings pitched to rank fourth overall on UA and first among relievers
- Recorded 23 strikeouts to lead Alabama's relievers and rank fourth overall on the team
- Allowed two runs on three hits with one strikeout in 3.0 innings of work at Kentucky on April 7
- Earned his first career save with 0.1 an inning at Samford on April 3 that included a hit and one K
- Suffered the loss after allowing four runs (three earned) on two hits and a walk with three strikeouts against South Carolina on March 30
- Worked 0.2 an inning against South Carolina on March 28, giving up one hit and issuing one walk to go with a strikeout
- Entered for 3.0 scoreless relief frames in game one of the doubleheader at Georgia on March 23, allowing two hits and a walk to go with two strikeouts
- Handed the win against Lipscomb in game one of the March 9 doubleheader, tossing 2.0 relief frames and allowing two runs on two hits and a pair of walks to go with a strikeout
- Made his Alabama debut on Feb. 18 against Manhattan, tossing 1.2 relief innings and allowing one unearned on two hits with three strikeouts
- Did not see action in his first season in Tuscaloosa, redshirting at year's end
- Attended Grand Island Senior High School in Grand Island, Neb.
- The No. 6 right-hander and No. 13 prospect overall from Nebraska by Prep Baseball Report

2024 SEASON TOTALS

OPPONENT	ERA	W-L-S	G/GS	IP	H	R	ER	BB	SO	HR	NP
(2/18) Manhattan	0.00	0-0-0	1/0	1.2	2	1	0	0	3	0	43
(2/23) Valparaiso	0.00	0-0-0	1/0	2.0	1	0	0	1	1	0	28
(2/27) at UAB	0.00	0-0-0	1/0	3.2	3	0	0	1	2	0	40
(3/2) vs. Arizona	1.86	0-0-0	1/0	2.1	1	2	2	1	1	0	35
(3/6) Troy	2.38	0-0-0	1/0	1.2	2	1	1	0	1	1	35
(3/9) Lipscomb-1	3.38	1-0-0	1/0	2.0	2	2	2	2	1	0	41
(3/12) at So. Miss	2.87	0-0-0	1/0	2.1	0	0	0	0	3	0	26
(3/16) Tennessee	3.63	0-0-0	1/0	1.2	1	2	2	0	2	1	25
(3/17) Tennessee	4.08	0-0-0	1/0	0.1	2	1	1	0	1	0	8
(3/23) at Georgia-1	3.48	0-0-0	1/0	3.0	2	0	0	1	2	0	54
(3/28) South Carolina	3.38	0-0-0	1/0	0.2	1	0	0	1	1	0	10
(3/30) South Carolina	4.43	0-1-0	1/0	1.0	2	4	3	1	3	0	28
(4/3) at Samford	4.37	0-0-1	1/0	0.1	1	0	0	0	1	0	7
(4/7) at Kentucky	4.56	0-0-0	1/0	3.0	3	2	2	0	1	1	40
TOTALS	4.56	1-1-1	14/0	25.2	23	15	13	8	23	3	--

CAREER TOTALS

YEAR	ERA	W-L	APP/GS	SV	IP	H	R	ER	BB	SO	B/AVG
2024	4.56	1-1	14/0	1	25.2	23	15	13	8	23	.228
TOTALS	4.56	1-1	14/0	1	25.2	23	15	13	8	23	.228

SEC CAREER TOTALS

YEAR	ERA	W-L	APP/GS	SV	IP	H	R	ER	BB	SO	B/AVG
2024	7.45	0-1	6/0	0	9.2	11	9	8	3	10	.275
TOTALS	7.45	0-1	6/0	0	9.2	11	9	8	3	10	.275

#19 ZANE PROBST, RHP - SR.

SEASON-HIGH IP: 3.0 vs. Lipscomb - GM 2 (3/9)
CAREER-HIGH IP (at Alabama): 3.0 vs. Lipscomb - GM 2 (3/9/24)
SEASON-HIGH K: 4 vs. Lipscomb - GM 2 (3/9)
CAREER-HIGH K (at Alabama): 4 vs. Lipscomb - GM 2 (3/9/24)

- Gave up three runs (one earned) on one hit and two walks in 0.1 an inning vs. Belmont on March 26
- Entered for 1.0 relief frame at Alabama State on March 19, issuing one walk
- Ranked second on UA in appearances with 19 during his first season in Tuscaloosa in 2023
- Went 2-1 with a 4.08 ERA (8 ER/17.2 IP) and 22 strikeouts

2024 SEASON TOTALS

OPPONENT	ERA	W-L-S	G/GS	IP	H	R	ER	BB	SO	HR	NP
(2/20) MTSU	6.75	0-0-0	1/0	1.1	3	1	1	1	0	0	32
(3/9) Lipscomb-2	4.15	0-0-0	1/0	3.0	1	1	1	0	4	1	46
(3/12) at So. Miss	7.71	0-0-0	1/0	0.1	3	2	2	0	0	1	15
(3/19) at Alabama St.	6.35	0-0-0	1/0	1.0	0	0	0	1	0	0	17
(3/26) vs. Belmont	7.50	0-0-0	1/0	0.1	1	3	1	2	0	1	21
TOTALS	7.50	0-0-0	5/0	6.0	8	7	5	4	4	3	--

2023 SEASON TOTALS

OPPONENT	ERA	W-L-S	G/GS	IP	H	R	ER	BB	SO	HR	NP
(2/19) Richmond	0.00	0-0-0	1/0	1.0	0	0	0	1	3	0	16
(2/21) Tenn. Tech	0.00	0-0-0	1/0	0.1	0	0	0	0	0	0	3
(2/25) High Point	0.00	0-0-0	1/0	1.1	0	0	0	1	2	0	32
(3/5) UIC	0.00	1-0-0	1/0	1.0	0	0	0	0	3	0	14
(3/7) at Samford	0.00	0-0-0	1/0	0.1	0	0	0	1	1	0	14
(3/11) Columbia-1	0.00	0-0-0	1/0	1.0	1	0	0	1	0	0	20
(3/17) at Florida-2	1.59	0-0-0	1/0	0.2	3	1	1	0	0	0	17
(3/25) Kentucky	1.17	0-0-0	1/0	2.0	2	0	0	0	3	0	28
(3/28) vs. MTSU	0.93	1-0-0	1/0	2.0	0	0	0	1	2	0	23
(4/1) at Arkansas	0.84	0-0-0	1/0	1.0	1	0	0	0	1	0	13
(4/6) Miss. State	0.73	0-0-0	1/0	1.2	1	0	0	1	2	0	36
(4/11) Southern Miss	0.71	0-0-0	1/0	0.1	0	0	0	0	0	0	7
(4/15) Auburn	1.29	0-0-0	1/0	1.1	1	1	1	1	0	1	14
(4/18) at UAB	1.84	0-1-0	1/0	0.2	2	1	1	0	2	0	14
(4/22) at Missouri	3.38	0-0-0	1/0	1.1	1	3	3	1	2	1	24
(4/25) Samford	3.31	0-0-0	1/0	0.1	2	0	0	0	0	0	5
(4/30) at LSU	3.31	0-0-0	1/0	0.0	0	0	0	2	0	0	17
(5/12) at Texas A&M	4.24	0-0-0	1/0	0.2	2	2	2	1	1	1	25
(5/26) vs. Vanderbilt	4.08	0-0-0	1/0	0.2	0	0	0	3	0	0	25
TOTALS	4.08	2-1-0	19/0	17.2	16	8	8	13	22	3	--

CAREER TOTALS (at Alabama)

YEAR	ERA	W-L	APP/GS	SV	IP	H	R	ER	BB	SO	B/AVG
2023	4.08	2-1	19/0	0	17.2	16	8	8	13	22	.254
2024	7.50	0-0	5/0	0	6.0	8	7	5	4	4	.320
TOTALS	4.94	2-1	24/0	0	23.2	24	15	13	17	26	.273

SEC CAREER TOTALS (at Alabama)

YEAR	ERA	W-L	APP/GS	SV	IP	H	R	ER	BB	SO	B/AVG
2023	7.27	0-0	8/0	0	8.2	11	7	7	5	9	.333
2024	--	--	--	--	--	--	--	--	--	--	--
TOTALS	7.27	0-0	8/0	0	8.2	11	7	7	5	9	.333

PITCHING GAME-BY-GAME AND CAREER STATS

#20 ZANE ADAMS, LHP - FR.

SEASON-HIGH IP: 4.1 vs. Troy (3/6)
CAREER-HIGH IP: 4.1 vs. Troy (3/6/24)
SEASON-HIGH K: 4, 2x, last vs. South Carolina (3/28)
CAREER-HIGH K: 4, 2x, last vs. South Carolina (3/28/24)

- Served as the Crimson Tide's midweek starter to begin the year before moving to the weekend following Hagan Banks' injury
- Has appeared in 10 total games with seven starts to begin his freshman campaign
- Handed the loss at Kentucky on April 7, allowing three runs on five hits and a walk with one strikeout in 2.0 innings of work
- Entered for 1.0 inning of relief with one walk and three strikeouts at Samford on April 3
- Made his first SEC start on March 28 against South Carolina, tossing 4.0 innings and allowing two runs on three hits and two walks with four strikeouts
- Entered out of the bullpen at Georgia on March 24, allowing two runs on two hits with two strikeouts in 2.0 innings
- Picked up the win in his shortened start on March 19 at Alabama State, working 3.0 innings and allowing one run on two hits with three strikeouts
- Suffered the loss at Southern Miss on March 12, tossing 1.2 innings and allowing four runs (three earned) on four hits and two walks
- Earned the win with 4.0 scoreless frames that included one hit, two walks and a pair of strikeouts in his first career start on Feb. 21 against Alabama State
- Made his Alabama debut on Feb. 17 against Manhattan, working 1.0 scoreless relief inning with one hit and a strikeout
- Attended Porter High School in Porter, Texas
- The top-rated left-hander and No. 6 overall prospect in Texas according to Perfect Game USA
- Tabbed as the second-ranked southpaw and No. 6 recruit in Texas by Prep Baseball Report
- Selected as the 2023 District 16-5A Most Valuable Player in Texas
- Named 2023 Texas High School Baseball Pitcher of the Year
- Posted a 9-0 record in 64.1 innings of work as a senior
- Maintained a 0.65 ERA to go with 142 strikeouts in his final season of prep ball

2024 SEASON TOTALS

OPPONENT	ERA	W-L-S	G/GS	IP	H	R	ER	BB	SO	HR	NP
(2/17) Manhattan	0.00	0-0-0	1/0	1.0	1	0	0	0	1	0	16
(2/21) Alabama State	0.00	1-0-0	1/1	4.0	1	0	0	2	2	0	64
(2/27) at UAB	1.12	0-0-0	1/1	3.0	7	4	1	1	0	0	58
(3/6) Troy	2.19	0-0-0	1/1	4.1	5	3	2	2	4	0	73
(3/12) at So. Miss	3.86	0-1-0	1/1	1.2	4	4	3	2	0	0	50
(3/19) at Alabama St.	3.71	1-0-0	1/1	3.0	2	1	1	0	3	1	48
(3/24) at Georgia	4.26	0-0-0	1/0	2.0	2	2	2	0	2	0	39
(3/28) South Carolina	4.30	0-0-0	1/1	4.0	3	2	2	2	4	0	73
(4/3) at Samford	4.12	0-0-0	1/0	1.0	0	0	0	1	3	0	23
(4/7) at Kentucky	4.85	0-1-0	1/1	2.0	5	3	3	1	1	0	48
TOTALS	4.85	2-2-0	10/7	26.0	30	19	14	11	20	1	--

CAREER TOTALS

YEAR	ERA	W-L	APP/GS	SV	IP	H	R	ER	BB	SO	B/AVG
2024	4.85	2-2	10/7	0	26.0	30	19	14	11	20	.280
TOTALS	4.85	2-2	10/7	0	26.0	30	19	14	11	20	.280
TOTALS (as SP)	4.91	2-2	7	--	22.0	27	17	12	10	14	---

SEC CAREER TOTALS

YEAR	ERA	W-L	APP/GS	SV	IP	H	R	ER	BB	SO	B/AVG
2024	7.88	0-1	3/2	0	8.0	10	7	7	3	7	.313
TOTALS	7.88	0-1	3/2	0	8.0	10	7	7	3	7	.313
TOTALS (as SP)	7.50	0-1	2	--	6.0	8	5	5	3	5	---

#23 AIDAN MOZA, RHP - JR.

SEASON-HIGH IP: 4.0, 2x, last vs. Valparaiso (2/24)
CAREER-HIGH IP (at Alabama): 4.1 vs. Florida (5/24/23)
SEASON-HIGH K: 7 vs. Manhattan (2/18)
CAREER-HIGH K (at Alabama): 7 vs. Manhattan (2/18/24)

- Versatile arm who has worked as a starter and reliever across his 12 appearances (three starts)
- Ranks third on UA for strikeouts with 29
- Suffered the loss against South Alabama on April 9, allowing one run on two hits in 0.1 an inning
- Gave up three runs on three hits in 1.0 inning at Kentucky on April 6
- Allowed two runs on two hits with four strikeouts in 1.2 innings on April 3 at Samford
- Entered for 1.2 relief innings on March 29 against South Carolina, allowing two runs (one earned) on one hit and four walks with three strikeouts
- Tossed 0.2 an inning with one walk against Belmont on March 26
- Suffered the loss in game one of the doubleheader on March 23 at Georgia, allowing four runs on three hits and two walks with a pair of strikeouts in 1.0 inning of work
- Earned the save against Tennessee on March 17, working the final 0.2 of an inning with one walk and two strikeouts
- Picked up the win in his first career start at UA on Feb. 18 against Manhattan, allowing six runs (two earned) on five hits and two walks with seven strikeouts across 4.0 innings of work
- Missed the first month of the season while recovering from a minor procedure in 2023
- Finished with a 3-1 record across his 14 relief appearances as a sophomore

2024 SEASON TOTALS

OPPONENT	ERA	W-L-S	G/GS	IP	H	R	ER	BB	SO	HR	NP
(2/18) Manhattan	4.50	1-0-0	1/1	4.0	5	6	2	2	7	0	67
(2/24) Valparaiso	4.50	1-0-0	1/1	4.0	3	3	2	2	4	1	62
(3/2) vs. Arizona	6.17	0-0-0	1/1	3.2	5	4	4	2	5	2	62
(3/12) at So. Miss	6.39	0-0-0	1/0	1.0	1	1	1	0	0	1	15
(3/15) Tennessee	8.56	0-0-0	1/0	1.0	4	4	4	1	2	1	36
(3/17) Tennessee	8.16	0-0-1	1/0	0.2	0	0	0	1	2	0	14
(3/23) at Georgia-1	9.98	0-1-0	1/0	1.0	3	4	4	2	2	1	34
(3/26) vs. Belmont	9.56	0-0-0	1/0	0.2	0	0	0	1	0	0	16
(3/29) South Carolina	9.17	0-0-0	1/0	1.2	1	2	1	4	3	0	49
(4/3) at Samford	9.31	0-0-0	1/0	1.2	2	2	2	0	4	0	34
(4/6) at Kentucky	10.18	0-0-0	1/0	1.0	3	3	3	0	0	1	20
(4/9) South Alabama	10.45	0-1-0	1/0	0.1	2	1	1	0	0	0	7
TOTALS	10.45	2-2-1	12/3	20.2	29	30	24	15	29	7	--

2023 SEASON TOTALS

OPPONENT	ERA	W-L-S	G/GS	IP	H	R	ER	BB	SO	HR	NP
(3/21) UAB	13.50	0-0-0	1/0	0.2	2	1	1	0	1	0	22
(3/28) vs. MTSU	5.40	0-0-0	1/0	1.0	0	0	0	1	0	0	9
(4/4) Troy	3.38	0-0-0	1/0	1.0	0	0	0	0	1	0	11
(4/8) Miss. State	8.10	0-1-0	1/0	0.2	2	2	2	0	0	1	14
(4/11) Southern Miss	6.23	0-0-0	1/0	1.0	0	0	0	1	1	0	20
(4/18) at UAB	6.35	0-0-0	1/0	1.1	3	2	1	1	2	0	30
(4/25) Samford	6.43	1-0-0	1/0	1.1	1	1	1	0	2	1	17
(4/28) at LSU	6.14	0-0-0	1/0	0.1	0	0	0	2	0	0	15
(5/5) Vanderbilt	5.62	0-0-0	1/0	0.2	0	0	0	0	0	0	7
(5/9) vs. Troy	4.35	1-0-0	1/0	2.1	1	0	0	1	3	0	36
(5/19) Ole Miss-2	3.29	1-0-0	1/0	3.1	2	0	0	0	3	0	31
(5/24) vs. Florida	3.00	0-0-0	1/0	4.1	2	2	1	2	4	0	59
(6/3) vs. Troy	3.43	0-0-0	1/0	3.0	4	2	2	1	4	0	57
(6/10) vs. Wake Forest	3.09	0-0-0	1/0	2.1	1	0	0	0	2	0	26
TOTALS	3.09	3-1-0	14/0	23.1	18	10	8	9	23	2	--

CAREER TOTALS (at Alabama)

YEAR	ERA	W-L	APP/GS	SV	IP	H	R	ER	BB	SO	B/AVG
2023	3.09	3-1	14/0	0	23.1	18	10	8	9	23	.217
2024	10.45	2-2	12/3	1	20.2	29	30	24	15	29	.341
TOTALS	6.55	5-3	26/3	1	44.0	47	40	32	24	52	.280
TOTALS (as SP)	6.17	2-0	3	--	11.2	13	13	8	6	16	---

SEC CAREER TOTALS (at Alabama)

YEAR	ERA	W-L	APP/GS	SV	IP	H	R	ER	BB	SO	B/AVG
2023	3.60	1-1	4/0	0	5.0	4	2	2	2	3	.235
2024	20.25	0-1	5/0	1	5.1	11	13	12	8	9	.440
TOTALS	12.19	1-2	9/0	1	10.1	15	15	14	10	12	.357

PITCHING GAME-BY-GAME AND CAREER STATS

#26 GREG FARONE, LHP - SR.

SEASON-HIGH IP: 5.1, 2x, last vs. South Carolina (3/30)
CAREER-HIGH IP (at Alabama): 5.1, 2x, last vs. South Carolina (3/30/24)
SEASON-HIGH K: 6, twice, last at Kentucky (4/6)
CAREER-HIGH K (at Alabama): 6, twice, last at Kentucky (4/6/24)

- Worked as a midweek starter and as a reliever before earning a spot in the weekend rotation
- Leads UA for innings pitched (35.2) while ranking second in strikeouts (38)
- Owns a 3.28 ERA (13 ER/35.2 IP) that is the lowest among UA starters and eighth in the conference
- Issued 11 walks on the year to tie for the ninth-fewest allowed among conference pitchers
- Sports a 1.15 WHIP that is 12th among league arms
- Tossed a team-high 20.0 innings in conference play, a total that is tied for 11th among league arms
- Suffered the loss on April 6 at Kentucky, allowing three runs on three hits and five walks with six strikeouts across 5.0 innings of work
- Did not factor into the decision against South Carolina on March 30, tossing 5.1 innings and allowing three runs on five hits and a walk with four strikeouts
- Allowed three runs on six hits and two walks with three strikeouts in 4.1 innings pitched at Georgia in game two of the doubleheader on March 23
- Earned his first SEC win on March 16 against Tennessee, allowing one run on five hits and a walk with four strikeouts across 5.1 innings pitched
- Got the win in his start against Lipscomb in game two of the March 9 doubleheader, tossing 5.0 scoreless frames with three hits and six strikeouts
- Made the Sunday start against Dallas Baptist on March 3, allowing two runs on five hits and a walk with three strikeouts in 4.0 innings of work
- Got the start against Middle Tennessee on Feb. 20, tossing 2.2 scoreless frames with one hit, a walk and five strikeouts
- Made his Alabama debut on Feb. 17 against Manhattan, working 1.0 scoreless, hitless inning with two strikeouts
- Spent one season at Louisville, totaling 21 appearances with six starts for the Cardinals
- Owned a 1-4 record with a 4.80 ERA across 50.2 innings of work in 2023
- Ranked second on UL with 65 strikeouts while limiting opposing hitters to a .220 average
- Began his collegiate career at Herkimer College in Herkimer, N.Y., for two seasons
- Selected as the NJCAA Division III Player of the Year, Pitcher of the Year and a first team All-American in 2022
- Led the Generals to the program's first national championship in program history, earning MVP honors for the World Series
- Picked up NJCAA Division III Second Team All-America accolades in 2022
- Set the program record for strikeouts in a season with 139 across 60.0 innings as a freshman
- Attended Schenectady High School in Schenectady, N.Y.

2024 SEASON TOTALS

OPPONENT	ERA	W-L-S	G/GS	IP	H	R	ER	BB	SO	HR	NP
(2/17) Manhattan	0.00	0-0-0	1/0	1.0	0	0	0	0	2	0	14
(2/20) MTSU	0.00	0-0-0	1/1	2.2	1	0	0	1	5	0	34
(2/25) Valparaiso	1.35	1-0-0	1/1	3.0	2	1	1	0	5	0	56
(3/3) vs. DBU	2.53	0-0-0	1/1	4.0	5	2	2	1	3	1	65
(3/9) Lipscomb-2	1.72	1-0-0	1/1	5.0	3	0	0	0	6	0	81
(3/16) Tennessee	1.71	1-0-0	1/1	5.1	5	1	1	1	4	1	92
(3/23) at Georgia-2	2.49	0-0-0	1/1	4.1	6	3	3	2	3	2	87
(3/30) South Carolina	2.93	0-0-0	1/1	5.1	5	3	3	1	4	1	75
(4/6) at Kentucky	3.28	0-1-0	1/1	5.0	3	3	3	5	6	1	93
TOTALS	3.28	3-1-0	9/8	35.2	30	13	13	11	38	6	--

CAREER TOTALS (at Alabama)

YEAR	ERA	W-L	APP/GS	SV	IP	H	R	ER	BB	SO	B/AVG
2024	3.28	3-1	9/8	0	35.2	30	13	13	11	38	.226
TOTALS	3.28	3-1	9/8	0	35.2	30	13	13	11	38	.226
TOTALS (as SP)	3.38	3-1	8	--	34.2	30	13	13	11	36	---

SEC CAREER TOTALS (at Alabama)

YEAR	ERA	W-L	APP/GS	SV	IP	H	R	ER	BB	SO	B/AVG
2024	4.50	1-1	4/4	0	20.0	19	10	10	9	17	.250
TOTALS	4.50	1-1	4/4	0	20.0	19	10	10	9	17	.250
TOTALS (as SP)	4.50	1-1	4	--	20.0	19	10	10	9	17	---

#27 BEN HESS, RHP - JR.

SEASON-HIGH IP: 5.1 at Kentucky (4/5)
CAREER-HIGH IP: 6.1, 2x, last vs. Kentucky (3/24/23)
SEASON-HIGH K: 10 vs. Indiana (3/1)
CAREER-HIGH K: 10, 3x, last vs. Indiana (3/1/24)

- Alabama's Friday night starter in 2024
- Totaled a team-high 57 strikeouts to rank ninth in the conference
- Limiting opposing batters to a .210 average that is the 13th-lowest total in the SEC
- Recorded 29 of his strikeouts in conference play to rank fifth among league arms
- Suffered the loss on April 5 at Kentucky, working 5.1 innings and allowing five runs on four hits and four walks with nine strikeouts
- Did not factor into the decision against South Carolina on March 29, allowing four runs on three hits and four walks with eight strikeouts in 4.1 innings of work
- Worked 4.0 innings and allowed five runs on seven hits and one walk with six strikeouts in game one of the doubleheader at Georgia on March 23
- Suffered the loss against Tennessee on March 15, allowing four runs on two hits and five walks with six strikeouts in 3.2 innings pitched
- Allowed three runs on four hits and two walks with four strikeouts across 4.0 innings of work against Lipscomb in game one of the doubleheader on March 9
- Selected to the Frisco Classic All-Tournament Team at starting pitcher after allowing just one hit and walking one while striking out a career-high tying 10 across 5.0 innings pitched for the win against Indiana on March 1
- Notched his second win with a scheduled 4.0 innings against Valparaiso on Feb. 23, allowing two runs on four hits and a walk with five strikeouts
- Picked up the win on Opening Day against Manhattan, tossing 4.0 scoreless frames with one hit, two walks and nine strikeouts
- Entered 2024 listed as D1Baseball.com's No. 28 college prospect for the 2024 MLB Draft
- Selected as a preseason third team All-American by both D1Baseball and Baseball America
- Sideline after his start at Arkansas and did not return to action the rest of the 2023 campaign
- Finished with a perfect 4-0 record across seven starts as a sophomore
- Maintained a 3.22 ERA (13 ER/36.1 IP) that ranked 12th in the SEC at the time of his exit
- Recorded 49 strikeouts, good for seventh in the conference to start April
- Limited opposing hitters to a .215 average that was 13th in the league prior to his injury

2024 SEASON TOTALS

OPPONENT	ERA	W-L-S	G/GS	IP	H	R	ER	BB	SO	HR	NP
(2/16) Manhattan	0.00	1-0-0	1/1	4.0	1	0	0	2	9	0	61
(2/23) Valparaiso	2.25	1-0-0	1/1	4.0	4	2	2	1	5	0	69
(3/1) vs. Indiana	1.38	1-0-0	1/1	5.0	1	0	0	1	10	0	71
(3/9) Lipscomb-1	2.65	0-0-0	1/1	4.0	4	3	3	2	4	2	74
(3/15) Tennessee	3.92	0-1-0	1/1	3.2	2	4	4	5	6	1	83
(3/23) at Georgia-1	5.11	0-0-0	1/1	4.0	7	5	5	1	6	3	92
(3/29) South Carolina	5.59	0-0-0	1/1	4.1	3	4	4	4	8	1	87
(4/5) at Kentucky	6.03	0-1-0	1/1	5.1	4	5	5	4	9	0	99
TOTALS	6.03	3-2-0	8/8	34.1	26	23	23	20	57	7	--

2023 SEASON TOTALS

OPPONENT	ERA	W-L-S	G/GS	IP	H	R	ER	BB	SO	HR	NP
(2/18) Richmond	0.00	1-0-0	1/1	6.0	3	0	0	0	6	0	65
(2/25) High Point	3.00	0-0-0	1/1	3.0	6	6	3	1	5	3	63
(3/4) UIC	1.84	1-0-0	1/1	5.2	1	0	0	3	8	0	88
(3/11) Columbia-1	1.83	1-0-0	1/1	5.0	3	1	1	1	7	0	89
(3/17) at Florida-1	3.46	0-0-0	1/1	6.1	8	6	6	0	8	3	96
(3/24) Kentucky	3.34	0-0-0	1/1	6.1	5	3	2	1	10	0	105
(3/31) at Arkansas	3.22	1-0-0	1/1	4.0	2	1	1	2	5	1	68
TOTALS	3.22	4-0-0	7/7	36.1	28	17	13	8	49	7	--

2022 SEASON TOTALS

OPPONENT	ERA	W-L-S	G/GS	IP	H	R	ER	BB	SO	HR	NP
(3/9) North Alabama	18.00	0-1-0	1/1	1.0	3	2	2	0	2	0	12
(3/16) at So. Miss	9.00	0-0-0	1/1	2.0	2	1	1	0	2	1	30
(3/23) at UAB	9.00	0-0-0	1/1	2.0	1	2	2	2	4	1	47
(3/29) So. Alabama	7.88	0-0-0	1/1	3.0	1	2	2	4	4	1	67
(4/5) Samford	5.56	0-0-0	1/1	3.1	4	0	0	1	3	0	65
(4/12) Belmont	4.11	1-0-0	1/1	4.0	1	0	0	2	7	0	66
(4/19) UAB	5.12	0-0-0	1/1	4.0	2	4	4	5	7	1	80
(4/26) at Samford	4.26	1-0-0	1/1	6.0	3	1	1	2	3	0	73
(5/8) LSU	4.88	0-0-0	1/0	2.1	3	6	3	2	6	2	48
(5/20) Arkansas	5.22	0-0-0	1/0	1.2	2	2	2	0	2	0	22
(5/24) vs. Georgia	4.54	1-0-0	1/0	4.1	1	0	0	1	10	0	78
TOTALS	4.54	3-1-0	11/8	33.2	23	20	17	19	50	6	--

CAREER TOTALS

YEAR	ERA	W-L	APP/GS	SV	IP	H	R	ER	BB	SO	B/AVG
2022	4.54	3-1	11/8	0	33.2	23	20	17	19	50	.192
2023	3.22	4-0	7/7	0	36.1	28	17	13	8	49	.215
2024	6.03	3-2	8/8	0	34.1	26	23	23	20	57	.210
TOTALS	4.57	10-3	26/23	0	104.1	77	60	53	47	156	.206
TOTALS (as SP)	4.50	9-3	23	--	96.0	71	52	48	44	136	---

SEC CAREER TOTALS

YEAR	ERA	W-L	APP/GS	SV	IP	H	R	ER	BB	SO	B/AVG
2022	11.25	0-0	2/0	0	4.0	5	8	5	2	8	.278
2023	4.86	1-0	3/3	0	16.2	15	10	9	3	23	.242
2024	9.35	0-2	4/4	0	17.1	16	18	14	14	29	.242
TOTALS	7.58	1-2	9/7	0	38.0	36	36	32	19	60	.247
TOTALS (as SP)	7.15	1-2	7	--	34.0	31	28	27	17	52	---

PITCHING GAME-BY-GAME AND CAREER STATS

#28 KADE SNELL, LHP/INF - R-JR.

SEASON-HIGH IP: 4.1 vs. South Alabama (4/9)
CAREER-HIGH IP (at Alabama): 4.1 vs. South Alabama (4/9/24)
SEASON-HIGH K: 6 vs. South Alabama (4/9)
CAREER-HIGH K (at Alabama): 6 vs. South Alabama (4/9/24)

- A two-way player who has moved into the midweek starter role
- Worked 4.1 innings and allowed two runs on five hits and a pair of walks with six strikeouts against South Alabama on April 9
- Earned his first win with the Crimson Tide in his start at Samford on April 3, throwing 4.0 scoreless frames with four hits, one walk and three strikeouts
- Made his first career start on the mound while also serving as the designated hitter on March 26 against Belmont, tossing 3.0 scoreless frames with three hits, one walk and four strikeouts
- Debuted on the mound for UA on March 3 against Dallas Baptist, allowing three runs (two earned) on two hits with two strikeouts in 2.0 innings of work
- Listed as the No. 4 junior college transfer by D1Baseball.com entering the 2024 season
- Spent two seasons at Wallace Community College in Dothan where he was a two-way player
- Named the 2023 NJCAA Division I National Player of the Year in addition to earning first team All-America honors from the league
- Selected as the Alabama Sports Writers Association (ASWA) Athlete of the Year in 2023
- Added All-Conference and All-District Pitcher and Player of the Year accolades from the ASWA
- Finished with a perfect 10-0 record and a 1.86 ERA while striking out 87 to lead all JUCO pitchers in the state of Alabama
- Appeared in 14 games with 13 starts on the mound while working in 56 total contests in 2022
- Owned a 3-4 record with a 4.91 ERA (36 ER/66.0 IP) and 46 strikeouts during his first season
- Began his career at Auburn in 2021 but did not see playing time
- Attended Wicksburg High School in Newton where he was tabbed the second-ranked pitcher and 29th-rated recruit overall from the state by Prep Baseball Report

2024 SEASON TOTALS

OPPONENT	ERA	W-L-S	G/GS	IP	H	R	ER	BB	SO	HR	NP
(3/3) vs. DBU	9.00	0-0-0	1/0	2.0	2	3	2	0	2	2	23
(3/10) Lipscomb	11.57	0-0-0	1/0	2.2	6	4	4	0	2	2	48
(3/17) Tennessee	12.71	0-0-0	1/0	1.0	2	2	2	1	1	0	22
(3/26) vs. Belmont	8.31	0-0-0	1/1	3.0	3	0	0	1	4	0	55
(4/3) at Samford	5.68	1-0-0	1/1	4.0	4	0	0	1	3	0	67
(4/9) South Alabama	5.29	0-0-0	1/1	4.1	5	2	2	2	6	2	77
TOTALS	5.29	1-0-0	6/3	17.0	22	11	10	5	18	6	--

CAREER TOTALS (at Alabama)

YEAR	ERA	W-L	APP/GS	SV	IP	H	R	ER	BB	SO	B/AVG
2024	5.29	1-0	6/3	0	17.0	22	11	10	5	18	.306
TOTALS	5.29	1-0	6/3	0	17.0	22	11	10	5	18	.306
TOTALS (as SP)	1.59	1-0	3	--	11.1	12	2	2	4	13	---

SEC CAREER TOTALS (at Alabama)

YEAR	ERA	W-L	APP/GS	SV	IP	H	R	ER	BB	SO	B/AVG
2024	18.00	0-0	1/0	0	1.0	2	2	2	1	1	.400
TOTALS	18.00	0-0	1/0	0	1.0	2	2	2	1	1	.400

#32 BRAYLON MYERS, RHP - JR.

SEASON-HIGH IP: 3.0 vs. Tennessee (3/17)
CAREER-HIGH IP: 3.1 vs. Vanderbilt (5/26/23)
SEASON-HIGH K: 3 vs. Middle Tennessee (2/20)
CAREER-HIGH K: 3, 4x, last vs. Middle Tennessee (2/20/24)

- Sports a 1.83 ERA (4 ER/19.2 IP) that is the second-lowest mark among the Tide's regular relievers
- Ranks second on UA for relief innings (19.2) and is fourth in relief appearances (11)
- Worked 2.2 relief frames on April 5 at Kentucky, allowing one run on one hit and three walks with two strikeouts
- Held Samford scoreless in his 1.0 inning of relief on April 3
- Contributed 1.0 scoreless relief inning against South Carolina on March 29, walking a pair and striking out two batters
- Allowed two runs on four hits in 1.2 innings of work at Georgia on March 24
- Picked up the win against Troy on March 6, allowing one run on one hit and a walk with two strikeouts in 1.1 innings of work
- Earned the save with 2.0 scoreless innings that included one hit and three strikeouts against Middle Tennessee on Feb. 20
- Ranked second on Alabama and finished tied for 11th in the SEC for saves with three in 2023
- Went 0-1 with the three saves across 17 relief appearances as a sophomore

2024 SEASON TOTALS

OPPONENT	ERA	W-L-S	G/GS	IP	H	R	ER	BB	SO	HR	NP
(2/16) Manhattan	0.00	0-0-0	1/0	2.1	0	0	0	1	1	0	34
(2/20) MTSU	0.00	0-0-1	1/0	2.0	1	0	0	0	3	0	24
(2/25) Valparaiso	0.00	0-0-0	1/0	2.0	3	0	0	0	1	0	36
(3/3) vs. DBU	0.00	0-0-0	1/0	0.2	1	0	0	0	0	0	6
(3/6) Troy	1.08	1-0-0	1/0	1.1	1	1	1	1	2	0	30
(3/10) Lipscomb	0.87	0-0-0	1/0	2.0	1	0	0	0	0	0	17
(3/17) Tennessee	0.68	0-0-0	1/0	3.0	1	0	0	1	2	0	27
(3/24) at Georgia	1.80	0-0-0	1/0	1.2	4	2	2	0	0	1	31
(3/29) South Carolina	1.69	0-0-0	1/0	1.0	0	0	0	2	2	0	24
(4/3) at Samford	1.59	0-0-0	1/0	1.0	0	0	0	0	0	0	14
(4/5) at Kentucky	1.83	0-0-0	1/0	2.2	1	1	1	3	2	1	59
TOTALS	1.83	1-0-1	11/0	19.2	13	4	4	8	13	2	--

2023 SEASON TOTALS

OPPONENT	ERA	W-L-S	G/GS	IP	H	R	ER	BB	SO	HR	NP
(2/21) Tenn. Tech	0.00	0-0-1	1/0	2.2	1	0	0	0	1	0	29
(2/25) High Point	0.00	0-0-1	1/0	2.1	2	0	0	1	2	0	33
(3/5) UIC	0.00	0-0-1	1/0	1.2	1	0	0	0	2	0	29
(3/11) Columbia-2	3.24	0-0-0	1/0	1.2	3	3	3	2	2	0	56
(3/21) UAB	2.89	0-0-0	1/0	1.0	0	0	0	0	1	0	14
(3/24) Kentucky	3.09	0-1-0	1/0	2.1	1	1	1	0	0	0	34
(4/2) at Arkansas	2.51	0-0-0	1/0	2.2	3	0	0	0	1	0	37
(4/6) Miss. State	5.40	0-0-0	1/0	0.2	4	5	5	1	1	2	26
(4/18) at UAB	4.86	0-0-0	1/0	1.2	0	0	0	3	3	0	38
(4/25) Samford	5.89	0-0-0	1/0	1.2	3	3	3	0	1	2	34
(4/30) at LSU	6.41	0-0-0	1/0	1.1	2	2	2	0	1	2	26
(5/4) Vanderbilt	6.10	0-0-0	1/0	1.0	0	0	0	0	1	0	17
(5/9) vs. Troy	5.82	0-0-0	1/0	1.0	0	0	0	0	0	0	12
(5/13) at Texas A&M	5.56	0-0-0	1/0	1.0	0	0	0	1	1	0	24
(5/19) Ole Miss-1	5.70	0-0-0	1/0	1.0	1	1	1	0	1	1	24
(5/26) vs. Vanderbilt	5.33	0-0-0	1/0	3.1	1	1	1	1	2	1	42
(6/11) vs. Wake Forest	5.53	0-0-0	1/0	0.2	2	1	1	0	2	1	13
TOTALS	5.53	0-1-3	17/0	27.2	24	17	17	9	22	9	--

2022 SEASON TOTALS

OPPONENT	ERA	W-L-S	G/GS	IP	H	R	ER	BB	SO	HR	NP
(2/22) Jacksonville St.	9.00	0-0-0	1/0	2.0	2	2	2	0	2	1	29
(3/1) UT Martin	13.50	0-0-0	1/0	0.0	2	1	1	0	0	1	5
(3/19) Florida	9.00	0-0-0	1/0	1.0	0	0	0	0	2	0	16
(4/5) Samford	6.23	1-0-0	1/0	1.1	1	1	0	0	1	0	30
(4/12) Belmont	5.06	0-0-1	1/0	1.0	1	0	0	0	2	0	17
(4/19) UAB	6.43	0-0-0	1/0	1.2	3	2	2	1	1	0	31
(4/22) Georgia	5.00	0-0-0	1/0	2.0	1	0	0	1	3	0	38
(4/30) at USC	6.75	0-0-0	1/0	1.2	2	3	3	2	1	0	38
(5/10) at JSU	8.49	0-0-0	1/0	1.0	3	3	3	1	3	0	28
(5/27) vs. Texas A&M	7.62	0-0-0	1/0	1.1	1	0	0	0	0	0	9
TOTALS	7.62	1-0-1	10/0	13.0	16	12	11	5	15	2	--

CAREER TOTALS

YEAR	ERA	W-L	APP/GS	SV	IP	H	R	ER	BB	SO	B/AVG
2022	7.62	1-0	10/0	1	13.0	16	12	11	5	15	.308
2023	5.53	0-1	17/0	3	27.2	24	17	17	9	22	.229
2024	1.83	1-0	11/0	1	19.2	13	4	4	8	13	.186
TOTALS	4.77	2-1	38/0	5	60.1	53	33	32	22	50	.233

SEC CAREER TOTALS

YEAR	ERA	W-L	APP/GS	SV	IP	H	R	ER	BB	SO	B/AVG
2022	5.79	0-0	3/0	0	4.2	3	3	3	3	6	.188
2023	8.10	0-1	7/0	0	10.0	11	9	9	2	6	.268
2024	3.24	0-0	4/0	0	8.1	6	3	3	6	6	.194
TOTALS	5.87	0-1	14/0	0	23.0	20	15	15	11	18	.227

PITCHING GAME-BY-GAME AND CAREER STATS

#33 ARISTON VEASEY, RHP/UTL - FR.

SEASON-HIGH IP: N/A
 CAREER-HIGH IP: N/A
 SEASON-HIGH K: N/A
 CAREER-HIGH K: N/A

- Attended Starr's Mill High School in Fayetteville, Ga.
- Reclassified during fall of his senior year and arrived on-campus this January
- A do-it-all player who can pitch, catch and play in the field
- The third-ranked outfielder and 10th-rated recruit at any position in Georgia by Perfect Game USA
- Also listed as PG's No. 17 outfielder and the No. 87 prospect in the country
- Prep Baseball Report's third-ranked catcher and the No. 12 recruit in his home state
- The No. 8 catcher nationally and No. 128 recruit overall by PBR
- Helped Starr's Mill to the AAAAA state semifinals in 2023

2024 SEASON TOTALS

OPPONENT	ERA	W-L-S	G/GS	IP	H	R	ER	BB	SO	HR	NP
(DATE) Opponent	--	--	--	--	--	--	--	--	--	--	--
TOTALS	--	--	--	--	--	--	--	--	--	--	--

CAREER TOTALS

YEAR	ERA	W-L	APP/GS	SV	IP	H	R	ER	BB	SO	B/AVG
2024	--	--	--	--	--	--	--	--	--	--	--
TOTALS	--	--	--	--	--	--	--	--	--	--	--

SEC CAREER TOTALS

YEAR	ERA	W-L	APP/GS	SV	IP	H	R	ER	BB	SO	B/AVG
2024	--	--	--	--	--	--	--	--	--	--	--
TOTALS	--	--	--	--	--	--	--	--	--	--	--

#35 JANSEN KENTY, LHP - FR.

SEASON-HIGH IP: 2.0 at Kentucky (4/6)
 CAREER-HIGH IP: 2.0 at Kentucky (4/6/24)
 SEASON-HIGH K: 1, 4x, last at Kentucky (4/6)
 CAREER-HIGH K: 1, 4x, last at Kentucky (4/6/24)

- Sports a 1.08 ERA (1 ER/8.1 IP), the lowest among the Tide's regular relievers
- Contributed 1.1 scoreless frames against South Alabama on April 9, allowing one hit and a walk
- Held Kentucky scoreless for 2.0 innings, issuing a walk and recording one strikeout on April 6
- Tossed 1.0 scoreless inning on March 30 against South Carolina
- Recorded one strikeout in 0.1 an inning at Georgia on March 24
- Made his Alabama debut against Alabama State on Feb. 21, working 1.0 scoreless inning with one strikeout to help the Tide secure the shutout victory
- Attended East Coweta High School in Sharpsburg, Ga.
- The third-ranked left-handed pitcher and 29th-rated recruit in Georgia by Perfect Game USA
- Ranked as the No. 4 lefty and No. 24 player in the state according to Prep Baseball Report
- Also tabbed as the No. 34 left-hander nationally by both sites
- Three-time 2-7A Region Player of the Year by the Georgia State Baseball Coaches Association (GSBCA) from 2021-2023

2024 SEASON TOTALS

OPPONENT	ERA	W-L-S	G/GS	IP	H	R	ER	BB	SO	HR	NP
(2/21) Alabama State	0.00	0-0-0	1/0	1.0	0	0	0	0	1	0	8
(3/9) Lipscomb-2	0.00	0-0-0	1/0	1.0	0	0	0	0	1	0	11
(3/10) Lipscomb	3.38	0-0-0	1/0	0.2	1	1	1	1	0	0	25
(3/19) at Alabama St.	2.45	0-0-0	1/0	1.0	1	0	0	0	0	0	9
(3/24) at Georgia	2.25	0-0-0	1/0	0.1	0	0	0	0	1	0	4
(3/30) South Carolina	1.80	0-0-0	1/0	1.0	0	0	0	0	0	0	12
(4/6) at Kentucky	1.29	0-0-0	1/0	2.0	0	0	0	1	1	0	26
(4/9) South Alabama	1.08	0-0-0	1/0	1.1	1	0	0	1	0	0	22
TOTALS	1.08	0-0-0	8/0	8.1	3	1	1	3	4	0	--

CAREER TOTALS

YEAR	ERA	W-L	APP/GS	SV	IP	H	R	ER	BB	SO	B/AVG
2024	1.08	0-0	8/0	0	8.1	3	1	1	3	4	.115
TOTALS	1.08	0-0	8/0	0	8.1	3	1	1	3	4	.115

SEC CAREER TOTALS

YEAR	ERA	W-L	APP/GS	SV	IP	H	R	ER	BB	SO	B/AVG
2024	0.00	0-0	3/0	0	3.1	0	0	0	1	2	.000
TOTALS	0.00	0-0	3/0	0	3.1	0	0	0	1	2	.000

#39 SAM MITCHELL, RHP - FR.

SEASON-HIGH IP: 2.0 vs. Belmont (3/26)
 CAREER-HIGH IP: 2.0 vs. Belmont (3/26/24)
 SEASON-HIGH K: 1 vs. Belmont (3/26)
 CAREER-HIGH K: 1 vs. Belmont (3/26/24)

- Earned the win against Belmont on March 26, working 2.0 scoreless innings with one hit and one K
- Allowed two runs on three hits and a walk in 1.0 inning at Alabama State on March 19
- Made his Alabama debut against Valparaiso on Feb. 23, working 1.0 scoreless frame
- Attended Bob Jones High School in Madison
- Rated the No. 2 right-hander in Alabama by Perfect Game USA
- Prep Baseball Report's sixth-ranked right-handed pitcher in the state
- Also listed as the No. 12 overall recruit in Alabama by both outlets
- Voted as team MVP for the Patriots in 2022 and 2023 and holds the school's career strikeout record
- Earned first team all-state honors for Class 7A from the Alabama Sports Writers Association (ASWA) as utility player in 2022

2024 SEASON TOTALS

OPPONENT	ERA	W-L-S	G/GS	IP	H	R	ER	BB	SO	HR	NP
(2/23) Valparaiso	0.00	0-0-0	1/0	1.0	0	0	0	0	0	0	10
(3/19) at Alabama St.	9.00	0-0-0	1/0	1.0	3	2	2	1	0	0	25
(3/26) vs. Belmont	4.50	1-0-0	1/0	2.0	1	0	0	0	1	0	20
TOTALS	4.50	1-0-0	3/0	4.0	4	2	2	1	1	0	--

CAREER TOTALS

YEAR	ERA	W-L	APP/GS	SV	IP	H	R	ER	BB	SO	B/AVG
2024	4.50	1-0	3/0	0	4.0	4	2	2	1	1	.267
TOTALS	4.50	1-0	3/0	0	4.0	4	2	2	1	1	.267

SEC CAREER TOTALS

YEAR	ERA	W-L	APP/GS	SV	IP	H	R	ER	BB	SO	B/AVG
2024	--	--	--	--	--	--	--	--	--	--	--
TOTALS	--	--	--	--	--	--	--	--	--	--	--

PITCHING GAME-BY-GAME AND CAREER STATS

#40 MATTHEW HEIBERGER, LHP - FR.

SEASON-HIGH IP: 3.0 vs. South Carolina (3/28)
CAREER-HIGH IP: 3.0 vs. South Carolina (3/28/24)
SEASON-HIGH K: 5 vs. Dallas Baptist (3/3)
CAREER-HIGH K: 5 vs. Dallas Baptist (3/3/24)

- Ranks second on Alabama in appearances with 13, all in relief
- Recorded 18 strikeouts to rank third among relievers
- Accumulated 16.2 relief innings to rank fourth among the Tide's bullpen group
- Worked 0.1 an inning at Kentucky on April 7, allowing one run on three hits
- Gave up one run on three hits in 0.2 an inning against South Carolina on March 30
- Contributed 3.0 relief innings against South Carolina on March 28, allowing one run on three hits with three strikeouts
- Allowed one run on one hit in 0.2 an inning at Georgia on March 24
- Tossed 2.0 innings in game two of the doubleheader at Georgia on March 23, allowing one run on one hit and a walk
- Earned the win against Tennessee on March 17 after giving up one unearned run on two hits with one strikeout in 2.0 innings of work
- Named to the Frisco Classic All-Tournament Team at reliever
- Struck out all five batters he faced across 1.2 scoreless innings against Dallas Baptist on March 3
- Secured the save vs. Arizona on March 2, tossing 1.0 scoreless frame with a hit and one strikeout
- Earned his first career win with 1.2 innings at UAB on Feb. 27, allowing one run on one hit and a walk to go with three strikeouts
- Made his debut for the Crimson Tide against Manhattan on Feb. 17, working 1.0 scoreless, hitless frame with two strikeouts
- Attended Oak Mountain High School in Birmingham
- The state's second-ranked left-handed pitcher and No. 7 overall prospect by Perfect Game USA
- Also rated as the No. 49 lefty in the country by PG
- Ranked the No. 3 left-hander and No. 7 recruit in Alabama by Prep Baseball Report
- Selected as the 2023 Birmingham Metro Pitcher of the Year
- Also named the 2023 Shelby County Male Athlete of the Year

2024 SEASON TOTALS

OPPONENT	ERA	W-L-S	G/GS	IP	H	R	ER	BB	SO	HR	NP
(2/17) Manhattan	0.00	0-0-0	1/0	1.0	0	0	0	0	2	0	12
(2/21) Alabama State	0.00	0-0-0	1/0	1.0	2	0	0	0	2	0	15
(2/27) at UAB	2.45	1-0-0	1/0	1.2	1	1	1	1	3	0	29
(3/2) vs. Arizona	1.93	0-0-1	1/0	1.0	1	0	0	0	1	0	13
(3/3) vs. DBU	1.42	0-0-0	1/0	1.2	0	0	0	0	5	0	20
(3/9) Lipscomb-1	7.71	0-0-0	1/0	0.2	4	5	5	2	1	0	38
(3/12) at So. Miss	7.88	0-0-0	1/0	1.0	2	2	1	0	0	0	15
(3/17) Tennessee	6.30	1-0-0	1/0	2.0	2	1	0	0	1	0	29
(3/23) at Georgia-2	6.00	0-0-0	1/0	2.0	1	1	1	1	0	0	29
(3/24) at Georgia	6.39	0-0-0	1/0	0.2	1	1	1	0	0	1	16
(3/28) South Carolina	5.74	0-0-0	1/0	3.0	3	1	1	0	3	1	44
(3/30) South Carolina	6.06	0-0-0	1/0	0.2	3	1	1	0	0	0	9
(4/7) at Kentucky	6.48	0-0-0	1/0	0.1	3	1	1	0	0	0	23
TOTALS	6.48	2-0-1	13/0	16.2	23	14	12	4	18	2	--

CAREER TOTALS

YEAR	ERA	W-L	APP/GS	SV	IP	H	R	ER	BB	SO	B/AVG
2024	6.48	2-0	13/0	1	16.2	23	14	12	4	18	.319
TOTALS	6.48	2-0	13/0	1	16.2	23	14	12	4	18	.319

SEC CAREER TOTALS

YEAR	ERA	W-L	APP/GS	SV	IP	H	R	ER	BB	SO	B/AVG
2024	5.19	1-0	6/0	0	8.2	13	6	5	1	4	.333
TOTALS	5.19	1-0	6/0	0	8.2	13	6	5	1	4	.333

#42 ALTON DAVIS II, LHP - SO.

SEASON-HIGH IP: 2.0, 3x, last vs. Tennessee (3/16)
CAREER-HIGH IP: 3.0 at Missouri (4/23/23)
SEASON-HIGH K: 4 at UAB (2/27)
CAREER-HIGH K: 4, twice, last at UAB (2/27/23)

- Alabama's closer in 2024 after a standout freshman season
- Totaled four saves to tie for fourth in the SEC in that category
- Worked the final 1.1 innings against South Alabama on April 9, striking out two and allowing a hit
- Contributed 1.2 relief innings at Kentucky on April 7, allowing four runs on five hits with two walks and one strikeout
- Gave up five runs (three earned) on four hits and one walk with two strikeouts in 0.2 an inning at Samford on April 3
- Got the win against South Carolina on March 28, working 1.1 scoreless innings with one hit, a walk and two strikeouts
- Tossed a scoreless ninth with two strikeouts for the save against Belmont on March 26
- Allowed two runs on two hits and a pair of walks in 0.2 an inning at Georgia in game two of the doubleheader on March 23
- Secured the save in game one of the doubleheader against Lipscomb on March 9, contributing 1.1 scoreless frames with a walk and two strikeouts
- Earned the save with 1.1 scoreless, hitless frames against Troy on March 6
- Named to the 2024 Stopper of the Year Watch List
- Selected to the Preseason All-SEC Second Team by the conference coaches
- Invited to the 2023 USA Baseball Collegiate National Training Camp
- Named a second team freshman All-American by the NCBWA in 2023
- Earned a spot on the Freshman All-SEC Team
- Led UA and tied for second in the SEC for saves with eight as a freshman
- Finished conference play tied for the league lead in saves with six in as many chances
- Appeared in 25 games to lead all Alabama pitchers

2024 SEASON TOTALS

OPPONENT	ERA	W-L-S	G/GS	IP	H	R	ER	BB	SO	HR	NP
(2/18) Manhattan	0.00	0-0-1	1/0	2.0	1	0	0	1	3	0	38
(2/27) at UAB	4.91	0-0-0	1/0	1.2	2	2	2	1	4	1	50
(3/2) vs. Arizona	3.18	1-0-0	1/0	2.0	1	0	0	1	3	0	45
(3/6) Troy	2.57	0-0-1	1/0	1.1	0	0	0	0	0	0	16
(3/9) Lipscomb-1	2.16	0-0-1	1/0	1.1	0	0	0	0	1	2	0
(3/16) Tennessee	1.74	0-0-0	1/0	2.0	2	0	0	0	1	0	42
(3/23) at Georgia-2	3.27	0-1-0	1/0	0.2	2	2	2	2	0	1	26
(3/26) vs. Belmont	3.00	0-0-1	1/0	1.0	0	0	0	0	2	0	12
(3/28) South Carolina	2.70	1-0-0	1/0	1.1	1	0	0	1	2	0	24
(4/3) at Samford	4.50	0-0-0	1/0	0.2	4	5	3	1	2	1	32
(4/7) at Kentucky	6.32	0-0-0	1/0	1.2	5	4	4	2	1	1	37
(4/9) South Alabama	5.82	0-0-0	1/0	1.1	1	0	0	0	2	0	21
TOTALS	5.82	2-1-4	12/0	17.0	19	13	11	10	22	4	--

2023 SEASON TOTALS

OPPONENT	ERA	W-L-S	G/GS	IP	H	R	ER	BB	SO	HR	NP
(2/18) Richmond	0.00	0-0-0	1/0	2.0	2	0	0	0	4	0	31
(2/24) High Point	0.00	0-0-0	1/0	1.2	2	0	0	0	1	0	26
(3/4) UIC	0.00	0-0-1	1/0	1.1	0	0	0	0	1	0	21
(3/8) Alabama State	1.50	0-0-0	1/0	1.0	1	1	1	0	2	1	26
(3/11) Columbia-2	9.00	0-0-0	1/0	0.0	3	5	5	2	0	0	18
(3/14) at USA	6.75	0-0-0	1/0	2.0	0	0	0	0	1	0	7
(3/21) UAB	6.00	0-0-0	1/0	1.0	3	0	0	2	1	0	34
(3/28) vs. MTSU	5.40	0-0-0	1/0	1.0	1	0	0	0	0	0	6
(4/4) Troy	4.91	0-0-0	1/0	1.0	0	0	0	0	1	0	9
(4/7) Miss. State	4.50	0-0-0	1/0	1.0	0	0	0	0	2	0	13
(4/11) Southern Miss	4.15	0-0-0	1/0	1.0	0	0	0	0	0	0	11
(4/15) Auburn	3.86	0-0-1	1/0	1.0	1	0	0	1	1	0	19
(4/16) Auburn	3.45	0-0-1	1/0	1.2	0	0	0	1	2	0	19
(4/21) at Missouri	3.00	0-0-1	1/0	2.1	1	0	0	0	3	0	23
(4/23) at Missouri	2.57	0-0-1	1/0	3.0	1	0	0	0	3	0	43
(4/29) at LSU	4.24	0-1-0	1/0	2.1	5	5	5	2	2	2	48
(5/4) Vanderbilt	4.07	0-0-0	1/0	1.0	1	0	0	0	0	0	16
(5/6) Vanderbilt	3.91	0-0-1	1/0	1.0	1	0	0	1	1	0	22
(5/14) at Texas A&M	3.62	0-0-0	1/0	2.0	1	0	0	0	1	0	26
(5/18) Ole Miss	3.49	0-0-1	1/0	1.0	2	0	0	0	1	0	20
(5/23) vs. Kentucky	3.26	0-0-0	1/0	2.0	2	0	0	0	2	0	25
(5/24) vs. Florida	4.15	0-1-0	1/0	0.0	3	3	3	0	0	1	6
(6/2) vs. Nicholls	3.98	1-0-0	1/0	1.1	0	0	0	1	3	0	17
(6/3) vs. Troy	3.86	0-0-1	1/0	1.0	0	0	0	0	1	0	13
(6/11) vs. Wake Forest	5.35	0-0-0	1/0	1.0	4	6	6	1	0	1	35
TOTALS	5.35	1-2-8	25/0	33.2	34	20	20	12	32	5	--

CAREER TOTALS

YEAR	ERA	W-L	APP/GS	SV	IP	H	R	ER	BB	SO	B/AVG
2023	5.35	1-2	25/0	8	33.2	34	20	20	12	32	.268
2024	5.82	2-1	12/0	4	17.0	19	13	11	10	22	.279
TOTALS	5.51	3-3	37/0	12	50.2	53	33	31	22	54	.272

SEC CAREER TOTALS

YEAR	ERA	W-L	APP/GS	SV	IP	H	R	ER	BB	SO	B/AVG
2023	2.76	0-1	10/0	6	16.1	13	5	5	5	16	.224
2024	9.53	1-1	4/0	0	5.2	10	6	6	5	4	.385
TOTALS	4.50	1-2	14/0	6	22.0	23	11	11	10	20	.274

PITCHING GAME-BY-GAME AND CAREER STATS

#46 COULSON BUCHANAN, RHP - JR.

SEASON-HIGH IP: 2.1, 2x, last vs. Tennessee (3/15)
CAREER-HIGH IP (at Alabama): 2.1, 2x, last vs. Tennessee (3/15/24)
SEASON-HIGH K: 4 vs. Dallas Baptist (3/3)
CAREER-HIGH K (at Alabama): 4 vs. Dallas Baptist (3/3/24)

- Accumulated 19.1 relief innings to rank third among the Tide's bullpen group
- Tied for the team lead in relief appearances with 14
- Recorded 17 strikeouts to rank fourth among relievers
- Entered for 1.2 relief innings against South Alabama on April 9, allowing two runs on one hit and two walks with a strikeout
- Contributed 1.0 scoreless frame with a walk and one strikeout at Kentucky on April 7
- Allowed three runs on four hits and a walk in 0.1 an inning on April 3 at Samford
- Tossed a scoreless ninth and allowed two hits against South Carolina on March 29
- Entered for 1.0 scoreless frame with two walks and a strikeout on March 26 against Belmont
- Worked 1.1 scoreless innings with one hit, a walk and one strikeout at Georgia on March 24
- Got the win against Lipscomb on March 10, tossing 1.1 scoreless relief frames with two hits and two strikeouts
- Picked up the save and helped the Tide secure the shutout against Indiana on March 1, tossing the final 2.0 scoreless, hitless innings with three strikeouts
- Made his Alabama debut on Feb. 18 against Manhattan, working 1.1 relief innings and allowing one run on two hits
- Spent two seasons at Wofford before coming to Tuscaloosa
- Earned All-Southern Conference Second Team honors as a sophomore
- Appeared in 20 games with 18 starts in 2023, posting 5-4 record with a 5.22 ERA and 91 strikeouts
- Led the Terriers in strikeouts, innings pitched and starts as a sophomore
- Ranked third in the SoCon with a 3.50 strikeout-to-walk ratio while finishing fourth in total punchouts last season
- Named to the 2022 SoCon All-Freshman Team
- Made 16 appearances with six starts as a true freshman, owning a 4-1 record with a 4.63 ERA and 65 punchouts for the Terriers
- Attended North Gwinnett High School in Gwinnett, Ga., where he was a top-25 right-hander in the state according to Perfect Game USA

2024 SEASON TOTALS

OPPONENT	ERA	W-L-S	G/GS	IP	H	R	ER	BB	SO	HR	NP
(2/18) Manhattan	6.75	0-0-0	1/0	1.1	2	1	1	0	0	0	21
(2/24) Valparaiso	2.70	0-0-0	1/0	2.0	0	0	0	0	2	0	30
(3/1) vs. Indiana	1.69	0-0-1	1/0	2.0	0	0	0	0	3	0	32
(3/3) vs. DBU	3.52	0-1-0	1/0	2.1	3	2	2	0	4	1	34
(3/9) Lipscomb-1	6.23	0-0-0	1/0	1.0	2	3	3	1	1	1	19
(3/10) Lipscomb	5.40	1-0-0	1/0	1.1	2	0	0	0	2	0	29
(3/15) Tennessee	5.84	0-0-0	1/0	2.1	3	2	2	0	1	1	39
(3/19) at Alabama St.	5.54	0-0-0	1/0	0.2	1	0	0	0	0	0	11
(3/24) at Georgia	5.02	0-0-0	1/0	1.1	1	0	0	1	1	0	19
(3/26) vs. Belmont	4.70	0-0-0	1/0	1.0	0	0	0	2	1	0	19
(3/29) South Carolina	4.41	0-0-0	1/0	1.0	2	0	0	0	0	0	13
(4/3) at Samford	5.94	0-0-0	1/0	0.1	4	3	3	1	0	0	22
(4/7) at Kentucky	5.60	0-0-0	1/0	1.0	0	0	0	1	1	0	18
(4/9) South Alabama	6.05	0-0-0	1/0	1.2	1	2	2	2	1	0	34
TOTALS	6.05	1-1-1	14/0	19.1	21	13	13	8	17	3	--

CAREER TOTALS (at Alabama)

YEAR	ERA	W-L	APP/GS	SV	IP	H	R	ER	BB	SO	B/AVG
2024	6.05	1-1	14/0	1	19.1	21	13	13	8	17	.266
TOTALS	6.05	1-1	14/0	1	19.1	21	13	13	8	17	.266

SEC CAREER TOTALS (at Alabama)

YEAR	ERA	W-L	APP/GS	SV	IP	H	R	ER	BB	SO	B/AVG
2024	3.18	0-0	4/0	0	5.2	6	2	2	2	3	.286
TOTALS	3.18	0-0	4/0	0	5.2	6	2	2	2	3	.286

#50 PIERCE GEORGE, RHP - SO.

SEASON-HIGH IP: 2.0 vs. Tennessee (3/15)
CAREER-HIGH IP (at Alabama): 2.0 vs. Tennessee (3/15/24)
SEASON-HIGH K: 2, 3x, last vs. Tennessee (3/15)
CAREER-HIGH K (at Alabama): 2, 3x, last vs. Tennessee (3/15/24)

- Issued one walk and gave up one run at Kentucky on April 6
- Contributed 1.0 relief inning on March 30 against South Carolina, allowing one run on two walks with a strikeout
- Got the win vs. South Carolina on March 29, tossing 1.0 scoreless frame with a walk and one K
- Allowed three runs on two hits and two walks with one strikeout in 0.2 of an inning at Georgia on March 24
- Tossed 1.0 scoreless frame on March 23 in game one of the doubleheader at Georgia
- Made his Alabama debut on Feb. 21 against Alabama State, throwing 1.0 scoreless inning with one hit and a strikeout
- Joined the Crimson Tide after one season at Texas
- Totaled 2.0 innings across three appearances for the Longhorns in 2023
- Attended Lake Travis High School in Austin, Texas
- The ninth-ranked right-handed pitcher and No. 35 player overall in the talent-rich state of Texas according to Perfect Game USA
- Listed as Prep Baseball Report's No. 16 righty and the No. 55 player in Texas
- Helped Lake Travis to the 2021 District 26-6A championship and a regional semifinal

2024 SEASON TOTALS

OPPONENT	ERA	W-L-S	G/GS	IP	H	R	ER	BB	SO	HR	NP
(2/21) Alabama State	0.00	0-0-0	1/0	1.0	1	0	0	0	1	0	10
(2/25) Valparaiso	0.00	0-0-0	1/0	1.0	0	0	0	0	2	0	11
(3/3) vs. DBU	0.00	0-0-0	1/0	1.1	1	0	0	2	2	0	26
(3/10) Lipscomb	0.00	0-0-0	1/0	1.1	1	0	0	1	0	0	25
(3/15) Tennessee	1.35	0-0-0	1/0	2.0	3	1	1	1	2	0	25
(3/23) at Georgia-2	1.17	0-0-0	1/0	1.0	0	0	0	0	0	0	5
(3/24) at Georgia	4.32	0-0-0	1/0	0.2	2	3	3	2	1	0	27
(3/29) South Carolina	3.86	1-0-0	1/0	1.0	0	0	0	1	1	0	13
(3/30) South Carolina	4.35	0-0-0	1/0	1.0	0	1	1	2	1	0	16
(4/6) at Kentucky	5.23	0-0-0	1/0	0.0	0	1	1	1	0	0	11
TOTALS	5.23	1-0-0	10/0	10.1	8	6	6	10	10	0	--

CAREER TOTALS (at Alabama)

YEAR	ERA	W-L	APP/GS	SV	IP	H	R	ER	BB	SO	B/AVG
2024	5.23	1-0	10/0	0	10.1	8	6	6	10	10	.242
TOTALS	5.23	1-0	10/0	0	10.1	8	6	6	10	10	.242

SEC CAREER TOTALS (at Alabama)

YEAR	ERA	W-L	APP/GS	SV	IP	H	R	ER	BB	SO	B/AVG
2024	9.53	1-0	6/0	0	5.2	5	6	6	7	5	.294
TOTALS	9.53	1-0	6/0	0	5.2	5	6	6	7	5	.294

#52 JACKSON BAKER, RHP - FR.

SEASON-HIGH IP: 1.0 vs. Valparaiso (2/24)
CAREER-HIGH IP: 1.0 vs. Valparaiso (2/24/24)
SEASON-HIGH K: 1 vs. Valparaiso (2/24)
CAREER-HIGH K: 1 vs. Valparaiso (2/24/24)

- Made his Alabama debut on Feb. 24 against Valparaiso, tossing 1.0 scoreless, hitless inning with one strikeout
- Attended Lake Travis High School in Austin, Texas
- The No. 19 right-handed pitcher and No. 56 player overall from Texas by Perfect Game USA
- The 23rd-ranked righty and No. 77 recruit at any position by Prep Baseball Report
- Led LTHS to a third-place finish at state for the 6A classification in 2023
- Helped the Cavaliers claim three consecutive district titles from 2020-2022
- Picked up second team all-district accolades in 2023 after being named to the all-district first team as a junior
- Played a key role in Lake Travis' run to the state quarterfinals during the 2022 campaign, finishing with a 5-0 record, a 0.40 ERA and 39 strikeouts across 35.0 innings

2024 SEASON TOTALS

OPPONENT	ERA	W-L-S	G/GS	IP	H	R	ER	BB	SO	HR	NP
(2/24) Valparaiso	0.00	0-0-0	1/0	1.0	0	0	0	0	1	0	12
TOTALS	0.00	0-0-0	1/0	1.0	0	0	0	0	1	0	--

CAREER TOTALS

YEAR	ERA	W-L	APP/GS	SV	IP	H	R	ER	BB	SO	B/AVG
2024	0.00	0-0	1/0	0	1.0	0	0	0	0	1	.000
TOTALS	0.00	0-0	1/0	0	1.0	0	0	0	0	1	.000

SEC CAREER TOTALS

YEAR	ERA	W-L	APP/GS	SV	IP	H	R	ER	BB	SO	B/AVG
2024	--	--	--	--	--	--	--	--	--	--	--
TOTALS	--	--	--	--	--	--	--	--	--	--	--

PITCHING GAME-BY-GAME AND CAREER STATS

#99 AUSTIN MORRIS, RHP - R-FR.

SEASON-HIGH IP: 3.0 vs. Middle Tennessee (2/20)
CAREER-HIGH IP: 3.0 vs. Middle Tennessee (2/20/24)
SEASON-HIGH K: 4 vs. Middle Tennessee (2/20)
CAREER-HIGH K: 4 vs. Middle Tennessee (2/20/24)

- Worked 1.0 scoreless inning with one hit, two walks and two strikeouts vs. Belmont on March 26
- Earned the win thanks to 3.0 scoreless relief innings with one hit and four strikeouts against Middle Tennessee on Feb. 20
- Made his Crimson Tide debut against Manhattan on Feb. 17, tossing 1.0 scoreless inning
- Redshirted in his first season with the Crimson Tide
- Attended Mortimer Jordan High School in Kimberly, Ala.
- Rated as the No. 8 right-handed pitcher and No. 19 overall prospect in Alabama by Perfect Game
- Prep Baseball Report's 12th-ranked right-hander and No. 27 recruit in the state

2024 SEASON TOTALS

OPPONENT	ERA	W-L-S	G/GS	IP	H	R	ER	BB	SO	HR	NP
(2/17) Manhattan	0.00	0-0-0	1/0	1.0	0	0	0	0	0	0	7
(2/20) MTSU	0.00	1-0-0	1/0	3.0	1	0	0	0	4	0	34
(2/25) Valparaiso	0.00	0-0-0	1/0	1.0	0	0	0	3	2	0	27
(3/6) Troy	3.38	0-0-0	1/0	0.1	3	2	2	0	0	0	23
(3/12) at So. Miss	2.57	0-0-0	1/0	1.2	1	0	0	1	2	0	24
(3/19) at Alabama St.	5.79	0-0-0	1/0	2.1	3	4	4	1	2	0	38
(3/26) vs. Belmont	5.23	0-0-0	1/0	1.0	1	0	0	2	2	0	24
TOTALS	5.23	1-0-0	7/0	10.1	9	6	6	7	12	0	--

CAREER TOTALS

YEAR	ERA	W-L	APP/GS	SV	IP	H	R	ER	BB	SO	B/AVG
2024	5.23	1-0	7/0	0	10.1	9	6	6	7	12	.237
TOTALS	5.23	1-0	7/0	0	10.1	9	6	6	7	12	.237

SEC CAREER TOTALS

YEAR	ERA	W-L	APP/GS	SV	IP	H	R	ER	BB	SO	B/AVG
2024	--	--	--	--	--	--	--	--	--	--	--
TOTALS	--	--	--	--	--	--	--	--	--	--	--

2024 PLAYER BIOS

#1 JUSTIN LEBRON, INF - FR.

LAST 5 GAMES: 5 G/5 GS - .263 (5-19), 2B, 2 R, HBP, 1-1 SB
LAST 10 GAMES: 10 G/10 GS - .289 (11-38), 2B, RBI, 5 R, 2 BB, HBP, 1-1 SB
CURRENT STREAK: N/A

- Named to Perfect Game's Midseason Freshman All-America First Team
- Went 0-for-3 with a stolen base on April 9 against South Alabama
- Recorded two hits across his three starts in the Kentucky series
- Led Alabama in hits with a 3-for-5 day that included a double and two runs at Samford on April 3
- Put together a .455 (5-11) series vs. South Carolina, adding two runs and a walk in three starts
- Contributed one RBI in the midweek against Belmont on March 26
- Selected as the SEC Freshman of the Week on Feb. 19 following Opening Weekend
- Started all three games against Manhattan on Opening Weekend, leading UA and tying for the SEC-lead in average at .667 (4-6), recording a double, an inside-the-park homer, three RBI, two runs scored, a hit-by-pitch and a team-high four walks
- Hit an inside-the-park home run for his first career homer and is believed to be just the second player in Alabama history to go inside-the-park for his first career home run (David Kindred - 2010)
- The inside-the-park home run was just the sixth by an Alabama player since 1983
- Posted a nine-game hitting streak in SEC play from March 16-April 5, batting .406 (13-32) with one homer, three RBI, six runs, three walks and a hit-by-pitch over that stretch
- Recorded a six-game hitting streak from March 16-24, batting .409 (9-22) with a double, one homer, four RBI, five runs scored, two walks and a hit-by-pitch over that stretch
- Reached base safely in 12 straight games from Feb. 21-March 10
- Put together a five-game hitting streak from March 2-9, batting .350 (7-20) with two homers, seven RBI, eight runs, three walks, two hit-by-pitch and one stolen base over that time
- Attended Archbishop Edward McCarthy High School in Southwest Ranches, Fla.
- The No. 8 shortstop in the talent-rich state of Florida according to Perfect Game USA
- Also listed as the nation's 41st-rated shortstop and a top-200 national recruit by PG

CAREER TOTALS

YEAR	GP-GS	AVG	AB	R	H	2B	3B	HR	RBI	BB	SO	SB-A
2024	33-33	.327	113	29	37	3	0	5	18	14	27	5-5
TOTALS	33-33	.327	113	29	37	3	0	5	18	14	27	5-5

CAREER SEC TOTALS

YEAR	GP-GS	AVG	AB	R	H	2B	3B	HR	RBI	BB	SO	SB-A
2024	12-12	.333	42	6	14	0	0	1	3	3	11	0-0
TOTALS	12-12	.333	42	6	14	0	0	1	3	3	11	0-0

2024 SEASON HIGHS

2024 SEASON HIGHS		CAREER HIGHS	
Hits	3	2x, last at Samford (4/3)	3
Doubles	1	3x, last at Samford (4/3)	1
Triples	N/A	N/A	N/A
Home Runs	1	5x, last at Georgia - GM 2 (3/23)	1
RBI	4	vs. Lipscomb - GM 1 (3/9)	4
Runs	3	vs. Valparaiso (2/23)	3
Walks	3	vs. Manhattan (2/17)	3
Stolen Bases	1	5x, last vs. South Alabama (4/9)	1

#2 MASON SWINNEY, INF - SO.

LAST 5 GAMES: 4 G/1 GS - .167 (1-6), R, BB
LAST 10 GAMES: 8 G/4 GS - .143 (2-14), 2B, RBI, 2 R, BB, HBP
CURRENT STREAK: N/A

- Went 0-for-2 off the bench against South Alabama on April 9
- Saw time in two games with one start and recorded one hit during the Kentucky series
- Drew a walk and added a run scored at Samford on April 3
- Played in two games with one start during the South Carolina series
- Went 1-for-1 with a double, one RBI, a run and one HBP in his start against Belmont on March 26
- Named to the Frisco Classic All-Tournament Team at designated hitter, recording three hits, two runs and three walks in three starts across the weekend
- Reached base in 13 straight games from Feb. 17-March 19
- Put together a six-game hitting streak from Feb. 17-March 2, batting .429 (9-21) with two doubles, three RBI, seven runs, five walks and a hit-by-pitch across that stretch

CAREER TOTALS

YEAR	GP-GS	AVG	AB	R	H	2B	3B	HR	RBI	BB	SO	SB-A
2023	12-0	.333	9	3	3	1	0	0	0	5	2	0-0
2024	21-14	.271	48	10	13	3	0	0	6	15	17	0-0
TOTALS	33-14	.281	57	13	16	4	0	0	6	20	19	0-1

CAREER SEC TOTALS

YEAR	GP-GS	AVG	AB	R	H	2B	3B	HR	RBI	BB	SO	SB-A
2024	6-3	.100	10	0	1	0	0	0	0	1	4	0-0
TOTALS	6-3	.100	10	0	1	0	0	0	0	1	4	0-0

2024 SEASON HIGHS

2024 SEASON HIGHS		CAREER HIGHS	
Hits	3	at UAB (2/27)	3
Doubles	1	3x, last vs. Belmont (3/26)	1
Triples	N/A	N/A	N/A
Home Runs	N/A	N/A	N/A
RBI	1	6x, last vs. Belmont (3/26)	1
Runs	3	vs. Manhattan (2/17)	3
Walks	2	5x, last at Alabama State (3/19)	2
Stolen Bases	N/A	N/A	N/A

#3 EVAN SLEIGHT, OF - GR.

LAST 5 GAMES: 5 G/5 GS - .158 (3-19), 2 R, HBP
LAST 10 GAMES: 10 G/10 GS - .231 (9-39), 2B, 3B, HR, 3 RBI, 8 R, 2 BB, 2 HBP
CURRENT STREAK: N/A

- Alabama's team captain who wears the No. 3 to represent the three pillars of head coach Rob Vaughn's program - ownership, toughness and grit
- Went 2-for-3 with a run scored in the April 9 matchup with South Alabama
- Started all three games of the series at Kentucky
- Finished 1-for-5 with a run scored at Samford on April 3
- Batted .308 (4-13) with a double, one homer, three RBI, three runs and one hit-by-pitch in the South Carolina series
- Went 2-for-3 with a triple, one walk and two runs scored against Belmont on March 26
- Named the Most Valuable Player at the Frisco Classic while also being named to the All-Tournament Team as an outfielder, recording three hits, including a pair of home runs, and three walks to go with a team-high four RBI and four runs scored across the weekend
- Notched a five-game hitting streak from March 26-April 3, batting .333 (7-21) with a double, one triple, a home run, three RBI, six runs, a walk and one hit-by-pitch over that stretch
- Put together an 11-game reached base streak from March 16-April 3
- Recorded a five-game hitting streak from March 16-23, owning a .304 (7-23) average to go with two doubles, four RBI and one run scored across that time
- Reached base safely in the first 17 games of the season from Feb. 16-March 2
- Put together a six-game hitting streak from Feb. 18-25, batting .476 (10-21) with three doubles, a homer, six RBI, three runs, three walks and a hit-by-pitch over that stretch
- Spent three seasons at Rutgers before joining the Crimson Tide
- Began his career at Virginia in 2020 but did not see playing time due to injury
- Attended Belmont Hill School in Framingham, Mass., where he was listed as the top-ranked player in the state and No. 32 outfielder nationally according to Perfect Game

CAREER TOTALS (at Alabama)

YEAR	GP-GS	AVG	AB	R	H	2B	3B	HR	RBI	BB	SO	SB-A
2024	33-33	.292	130	26	38	8	2	5	26	14	34	0-0
TOTALS	33-33	.292	130	26	38	8	2	5	26	14	34	0-0

CAREER SEC TOTALS (at Alabama)

YEAR	GP-GS	AVG	AB	R	H	2B	3B	HR	RBI	BB	SO	SB-A
2024	12-12	.204	49	5	10	3	0	1	5	1	16	0-0
TOTALS	12-12	.204	49	5	10	3	0	1	5	1	16	0-0

2024 SEASON HIGHS

2024 SEASON HIGHS		CAREER HIGHS (at Alabama)	
Hits	3	3x, last at Georgia - GM 1 (3/23)	3
Doubles	2	2x, last at Georgia - GM 1 (3/23)	2
Triples	1	2x, last vs. Belmont (3/26)	1
Home Runs	1	5x, last vs. South Carolina (3/29)	1
RBI	4	at Southern Miss (3/12)	4
Runs	4	vs. Lipscomb - GM 1 (3/9)	4
Walks	2	2x, last vs. Lipscomb - GM 1 (3/9)	2
Stolen Bases	N/A	N/A	N/A

#6 MAX GRANT, INF - SR.

LAST 5 GAMES: 4 G/4 GS - .143 (1-7), RBI
LAST 10 GAMES: 6 G/6 GS - .167 (2-12), HR, 2 RBI, R
CURRENT STREAK: N/A

- Went 0-for-1 in his start at second base on April 9 against South Alabama
- Started two games at Kentucky and finished with one RBI and two sacrifice bunts
- Got the start at second at Samford on April 3, finishing with one hit in his two at-bats
- Started the final two games of the South Carolina series, recording a solo home run
- Made his Crimson Tide debut in game two of the Valparaiso series, going 1-for-1 at the plate
- Arrived in Tuscaloosa after three seasons at Canisius University
- Started 51 games for the Golden Griffins in 2023, batting .291 (57-196) with 13 doubles, five triples and two home runs to go with 28 RBI, 49 runs, 30 walks and 15 stolen bases
- Named the 2022 MAAC Player of the Year while also being tabbed to the All-MAAC First Team
- Paced the MAAC and ranked 14th nationally with a .398 average as a sophomore
- Played his high school ball at Vauxhall Academy in Vauxhall, Alberta

CAREER TOTALS (at Alabama)

YEAR	GP-GS	AVG	AB	R	H	2B	3B	HR	RBI	BB	SO	SB-A
2024	10-6	.200	15	1	3	0	0	1	2	0	5	0-0
TOTALS	10-6	.200	15	1	3	0	0	1	2	0	5	0-0

CAREER SEC TOTALS (at Alabama)

YEAR	GP-GS	AVG	AB	R	H	2B	3B	HR	RBI	BB	SO	SB-A
2024	4-4	.111	9	1	1	0	0	1	2	0	4	0-0
TOTALS	4-4	.111	9	1	1	0	0	1	2	0	4	0-0

2024 SEASON HIGHS

2024 SEASON HIGHS		CAREER HIGHS (at Alabama)	
Hits	1	3x, last at Samford (4/3)	1
Doubles	N/A	N/A	N/A
Triples	N/A	N/A	N/A
Home Runs	1	vs. South Carolina (3/30)	1
RBI	1	2x, last at Kentucky (4/5)	1
Runs	1	vs. South Carolina (3/30)	1
Walks	N/A	N/A	N/A
Stolen Bases	N/A	N/A	N/A

2024 PLAYER BIOS

#9 MAC GUSCETTE, C - SR.

LAST 5 GAMES: 3 G/3 GS - .333 (2-6), 2 2B, RBI, R, 2 BB
LAST 10 GAMES: 7 G/7 GS - .235 (4-17), 2 2B, 3 RBI, 2 R, 3 BB, HBP
CURRENT STREAK: N/A

- Leads the SEC with 11 runners caught stealing, including a league-best seven in SEC contests
- Recorded two doubles, an RBI, one run scored and a pair of walks in the Kentucky series
- Contributed one RBI, a run scored and was hit by a pitch across his three starts vs. South Carolina
- Totaled three hits, an RBI and one walk across three starts in the series at Georgia
- Alabama's primary catcher during his first season in Tuscaloosa, working in 48 games with 43 starts during the 2023 campaign
- Owned an impressive .995 fielding percentage behind the dish, committing only two total errors

CAREER TOTALS (at Alabama)

YEAR	GP-GS	AVG	AB	R	H	2B	3B	HR	RBI	BB	SO	SB-A
2023	48-43	.260	146	28	38	5	0	9	34	13	24	0-0
2024	26-24	.288	80	16	23	4	0	0	18	4	7	0-0
TOTALS	74-67	.270	226	44	61	9	0	9	52	17	31	0-0

CAREER SEC TOTALS (at Alabama)

YEAR	GP-GS	AVG	AB	R	H	2B	3B	HR	RBI	BB	SO	SB-A
2023	24-19	.229	70	8	16	2	0	2	9	5	15	0-0
2024	12-12	.171	35	3	6	2	0	0	4	3	4	0-0
TOTALS	36-31	.210	105	11	22	4	0	2	13	8	19	0-0

2024 SEASON HIGHS

Hits	3	3x, last vs. Dallas Baptist (3/3)	3	7x, last vs. Dallas Baptist (3/3/24)
Doubles	1	4x, last at Kentucky (4/7)	1	9x, last at Kentucky (4/7/24)
Triples	N/A	N/A	N/A	N/A
Home Runs	N/A	N/A	1	9x, last vs. Wake Forest (6/11/23)
RBI	4	vs. Manhattan (2/17)	6	vs. Alabama State (3/8/23)
Runs	3	vs. Lipscomb - GM 1 (3/9)	3	vs. Lipscomb - GM 1 (3/9/24)
Walks	2	at Kentucky (4/7)	2	2x, last at Kentucky (4/7/23)
Stolen Bases	N/A	N/A	N/A	N/A

CAREER HIGHS (at Alabama)

#10 JOEY RUBIN, INF - JR.

LAST 5 GAMES: N/A
LAST 10 GAMES: N/A
CURRENT STREAK: N/A

- Spent his first two seasons of collegiate ball at Rollins College in Winter Park, Fla.
- Started all 61 games in 2023, batting .328 (87-265) with 18 doubles, two triples and four homers
- Also posted 41 RBI and 38 walks to go with a team-high 70 runs and 15 stolen bases last season
- Appeared in 56 games with 55 starts during his freshman campaign
- Played elite defense in his first season to earn 2022 SSC All-Defensive Team recognition
- Attended St. Peter Marian High School in Charlton, Mass., where he was listed as the 14th-ranked shortstop nationally by Perfect Game

CAREER TOTALS (at Alabama)

YEAR	GP-GS	AVG	AB	R	H	2B	3B	HR	RBI	BB	SO	SB-A
2024	--	--	--	--	--	--	--	--	--	--	--	--
TOTALS	--	--	--	--	--	--	--	--	--	--	--	--

CAREER SEC TOTALS (at Alabama)

YEAR	GP-GS	AVG	AB	R	H	2B	3B	HR	RBI	BB	SO	SB-A
2024	--	--	--	--	--	--	--	--	--	--	--	--
TOTALS	--	--	--	--	--	--	--	--	--	--	--	--

2024 SEASON HIGHS

Hits	N/A	N/A
Doubles	N/A	N/A
Triples	N/A	N/A
Home Runs	N/A	N/A
RBI	N/A	N/A
Runs	N/A	N/A
Walks	N/A	N/A
Stolen Bases	N/A	N/A

CAREER HIGHS (at Alabama)

#11 WILLIAM HAMITER, OF - GR.

LAST 5 GAMES: 3 G/0 GS - .000 (0-3)
LAST 10 GAMES: 7 G/0 GS - .167 (1-6), 2B, 2 RBI, R
CURRENT STREAK: N/A

- Using his COVID year to return for his final season with the Crimson Tide
- Went 0-for-1 in his pinch-hit opportunity against South Alabama on April 9
- Appeared in two games of the Kentucky series as a pinch-hitter
- Saw time in all three games off the bench during the South Carolina series, recording a double, a sacrifice fly, two RBI and one run scored
- Played in all three games with one start in the series at Georgia, contributing one triple, a run scored and one walk across the weekend
- Played in 35 games with 21 starts as a senior

CAREER TOTALS

YEAR	GP-GS	AVG	AB	R	H	2B	3B	HR	RBI	BB	SO	SB-A
2020	3-0	.333	3	0	1	0	0	0	0	0	0	0-0
2021	53-53	.271	203	35	55	11	1	4	34	22	45	1-2
2022	35-33	.266	124	10	33	6	0	4	27	10	28	1-1
2023	35-21	.215	79	20	17	5	2	2	19	12	14	2-2
2024	17-5	.185	27	6	5	2	1	0	2	3	6	0-0
TOTALS	143-112	.255	436	71	111	24	4	10	82	47	93	4-5

CAREER SEC TOTALS

YEAR	GP-GS	AVG	AB	R	H	2B	3B	HR	RBI	BB	SO	SB-A
2021	25-25	.235	98	16	23	2	1	3	8	8	26	1-1
2022	22-20	.250	80	4	20	3	0	3	18	4	21	0-0
2023	12-10	.171	41	7	7	3	0	2	8	5	9	1-1
2024	11-4	.105	19	3	2	1	1	0	2	2	4	0-0
TOTALS	70-59	.218	238	30	52	9	2	8	36	19	60	2-2

2024 SEASON HIGHS

Hits	2	vs. Manhattan (2/17)	3	6x, last at Ole Miss (4/8/22)
Doubles	1	2x, last vs. South Carolina (3/28)	2	2x, last vs. Xavier (2/20/22)
Triples	1	at Georgia - GM 2 (3/23)	1	4x, last at Georgia - GM 2 (3/23/24)
Home Runs	N/A	N/A	1	10x, last vs. Mississippi State (4/6/23)
RBI	1	2x, last vs. South Carolina (3/30)	4	2x, last vs. Arkansas (5/21/22)
Runs	2	vs. Alabama State (2/21)	3	2x, last vs. Richmond (2/19/23)
Walks	1	3x, last at Georgia - GM 1 (3/23)	2	6x, last vs. UAB (4/19/22)
Stolen Bases	N/A	N/A	1	4x, last vs. Auburn (5/25/23)

2024 PLAYER BIOS

#12 GAGE MILLER, INF - JR.

LAST 5 GAMES: 5 G/5 GS - .250 (5-20), 2 HR, 5 RBI, 4 R, 2 BB, 2 HBP
LAST 10 GAMES: 9 G/9 GS - .353 (12-34), 2 2B, 3B, 2 HR, 7 RBI, 9 R, 7 BB, 3 HBP
CURRENT STREAK: 32 G reached base (dates back to Feb. 16)

- Named to the Golden Spikes Award Midseason Watch List
- Selected as midseason All-American by D1Baseball.com and Perfect Game USA (second team)
- Leads the SEC and ranks third nationally with 51 runs scored while averaging 1.59 per game, tops in conference and fourth in the country
- Accumulated 53 hits to rank second among league bats and 15th in the country
- Batting a team-high .417 that ranks second in the conference and 21st in the nation
- Racked up 104 total bases to rank fourth in the SEC and ninth nationally
- Owns an .819 slugging percentage that is sixth in the league and 14th in Division I
- Totaled 13 home runs to tie for eighth in the conference and 23rd nationally
- Recorded 14 runs scored in SEC play to tie for ninth in that category
- Owns a .456 on-base mark against league foes to rank 14th
- Contributed 17 multi-hit and 12 multi-RBI games this season to lead Alabama in both categories
- Went 2-for-5 with an RBI and one run scored against South Alabama on April 9
- Totaled one hit, an RBI and two hit-by-pitch across the Kentucky series
- Recorded his third two-homer game of the season on April 3 at Samford, finishing 2-for-4 with three RBI, three runs and two walks to go with the roundtrippers
- Led the Tide offense against South Carolina, batting .667 (6-9) with two doubles, a triple, two RBI, five runs, four walks and one hit-by-pitch for the series
- Batted .385 (5-13) with a triple, two home runs, five RBI, five runs scored and two walks across the weekend at Georgia
- Homered in three straight games from Feb. 23-25
- Recorded a six-game hitting streak from March 16-26, posting a .370 (10-27) average with a double, one triple, three homers, 10 RBI, 12 runs scored and three walks over that time
- Put together a 16-game hitting streak from Feb. 17-March 12, batting .492 (32-65) with five doubles, eight home runs, 24 RBI, 29 runs scored, five walks and seven hit-by-pitch over that time
- Joined the Crimson Tide after two seasons at Bishop State Community College in Mobile
- Played in 49 games for the Wildcats in 2023, batting .397 (54-136) with 15 doubles, three triples and seven homers to go with 50 RBI, 44 runs scored and 23 stolen bases
- Led BSCC in nearly every category on offense as a sophomore including average, hits, doubles, triples, home runs, RBI and walks (29) in addition to on-base (.508) and slugging percentage (.706)
- As a freshman, paced the Wildcats in average (.391), hits (61), doubles (14), triples (7), home runs (8), RBI (50), runs (59) and walks (29) to go with a team-high .500 on-base mark and a .724 slugging percentage
- Attended Palmyra Area High School in Palmyra, Pa., where he was rated as the No. 12 shortstop and No. 87 overall player in Pennsylvania by Prep Baseball Report

CAREER TOTALS (at Alabama)

YEAR	GP-GS	AVG	AB	R	H	2B	3B	HR	RBI	BB	SO	SB-A
2024	32-32	.417	127	51	53	8	2	13	41	15	16	0-0
TOTALS	32-32	.417	127	51	53	8	2	13	41	15	16	0-0

CAREER SEC TOTALS (at Alabama)

YEAR	GP-GS	AVG	AB	R	H	2B	3B	HR	RBI	BB	SO	SB-A
2024	12-12	.333	45	14	15	3	2	3	11	8	2	0-0
TOTALS	12-12	.333	45	14	15	3	2	3	11	8	2	0-0

2024 SEASON HIGHS

Hits	4	vs. Lipscomb - GM 2 (3/9)	4	vs. Lipscomb - GM 2 (3/9/24)
Doubles	2	vs. Lipscomb - GM 2 (3/9)	2	vs. Lipscomb - GM 2 (3/9/24)
Triples	1	2x, last vs. South Carolina (3/30)	1	2x, last vs. South Carolina (3/30/24)
Home Runs	2	3x, last at Samford (4/3)	2	3x, last at Samford (4/3/24)
RBI	5	vs. Valparaiso (2/23)	5	vs. Valparaiso (2/23/24)
Runs	3	8x, last at Samford (4/3)	3	8x, last at Samford (4/3/24)
Walks	2	3x, last at Samford (4/3)	2	3x, last at Samford (4/3/24)
Stolen Bases	N/A		N/A	

CAREER HIGHS (at Alabama)

Hits	4	vs. Lipscomb - GM 2 (3/9)	4	vs. Lipscomb - GM 2 (3/9/24)
Doubles	2	vs. Lipscomb - GM 2 (3/9)	2	vs. Lipscomb - GM 2 (3/9/24)
Triples	1	2x, last vs. South Carolina (3/30)	1	2x, last vs. South Carolina (3/30/24)
Home Runs	2	3x, last at Samford (4/3)	2	3x, last at Samford (4/3/24)
RBI	5	vs. Valparaiso (2/23)	5	vs. Valparaiso (2/23/24)
Runs	3	8x, last at Samford (4/3)	3	8x, last at Samford (4/3/24)
Walks	2	3x, last at Samford (4/3)	2	3x, last at Samford (4/3/24)
Stolen Bases	N/A		N/A	

#13 BRYCE EBLIN, INF - SR.

LAST 5 GAMES: N/A
LAST 10 GAMES: N/A
CURRENT STREAK: N/A

- Has not seen action since Alabama's series in Athens against UGA
- Started the first two games of the series at Georgia before exiting early with an injury, recording one hit and a run scored during his time on the field
- Named to the Frisco Classic All-Tournament Team as an infielder, posting a .400 (4-10) weekend that included one home run, two RBI, three runs, two walks, two hit-by-pitch and one stolen base
- Put together a 13-game hitting streak from Feb. 27-March 23, batting .385 (20-52) with two doubles, a triple, three homers, nine RBI, 13 runs, three walks, two hit-by-pitch and a stolen base
- Played in 40 games with 22 starts while battling injuries all season in 2023

CAREER TOTALS

YEAR	GP-GS	AVG	AB	R	H	2B	3B	HR	RBI	BB	SO	SB-A
2021	16-10	.342	38	9	13	5	0	0	8	7	8	0-0
2022	47-44	.242	157	25	38	8	0	2	22	13	30	2-3
2023	40-22	.268	82	16	22	3	0	2	17	8	14	1-3
2024	22-21	.365	74	23	27	3	2	4	16	6	6	4-4
TOTALS	125-97	.285	351	73	100	19	2	8	63	34	58	7-10

CAREER SEC TOTALS

YEAR	GP-GS	AVG	AB	R	H	2B	3B	HR	RBI	BB	SO	SB-A
2021	7-4	.412	17	3	7	2	0	0	3	2	3	0-0
2022	29-28	.200	100	16	20	4	0	1	11	8	28	1-2
2023	18-8	.258	31	6	8	1	0	2	4	4	8	0-0
2024	5-5	.250	16	2	4	0	1	0	1	0	1	0-0
TOTALS	59-45	.238	164	27	39	7	1	3	19	14	40	1-2

2024 SEASON HIGHS

Hits	3	3x, last vs. Lipscomb - GM 2 (3/9)	4	vs. Texas A&M (4/3/22)
Doubles	2	vs. Troy (3/6)	2	vs. Troy (3/6/24)
Triples	1	2x, last vs. Tennessee (3/16)	1	2x, last vs. Tennessee (3/16/24)
Home Runs	1	4x, last at Southern Miss (3/12)	1	8x, last at Southern Miss (3/12/24)
RBI	3	vs. Alabama State (2/21)	5	vs. Arkansas (5/21/22)
Runs	3	vs. Middle Tennessee (2/20)	4	vs. Samford (4/13/21)
Walks	1	6x, last vs. Lipscomb (3/10)	4	vs. Samford (4/13/21)
Stolen Bases	1	4x, last vs. Arizona (3/2)	1	7x, last vs. Arizona (3/2/24)

CAREER HIGHS

Hits	3	3x, last vs. Lipscomb - GM 2 (3/9)	4	vs. Texas A&M (4/3/22)
Doubles	2	vs. Troy (3/6)	2	vs. Troy (3/6/24)
Triples	1	2x, last vs. Tennessee (3/16)	1	2x, last vs. Tennessee (3/16/24)
Home Runs	1	4x, last at Southern Miss (3/12)	1	8x, last at Southern Miss (3/12/24)
RBI	3	vs. Alabama State (2/21)	5	vs. Arkansas (5/21/22)
Runs	3	vs. Middle Tennessee (2/20)	4	vs. Samford (4/13/21)
Walks	1	6x, last vs. Lipscomb (3/10)	4	vs. Samford (4/13/21)
Stolen Bases	1	4x, last vs. Arizona (3/2)	1	7x, last vs. Arizona (3/2/24)

2024 PLAYER BIOS

#15 COLEMAN MIZELL, OF - FR.

LAST 5 GAMES: 1 G/0 GS - .000 (0-1)
LAST 10 GAMES: 2 G/0 GS - .000 (0-2)
CURRENT STREAK: N/A

- Came off the bench to pinch-hit at Samford on April 3
- Entered as a pinch-hitter in the series finale with South Carolina
- Got the start at designated hitter at Southern Miss on March 12
- Saw time in two games with one start against Manhattan, batting .400 (4-10) with a double, one run scored and a walk
- Attended Hartselle High School in Hartselle
- Prep Baseball Report's top-ranked recruit from Alabama and the No. 8 outfielder nationally
- Also listed as the No. 55 prospect at any position and PBR's 2023 Alabama Player of the Year
- The top-rated outfielder and No. 2 prospect from the state according to Perfect Game USA
- Listed as PG's No. 35 outfielder and 194th recruit nationally
- A two-time 6A Hitter of the Year by the Alabama Sports Writers Association in 2022 and 2023
- Earned first team all-state honors as both a junior and senior
- Maintained a .500 average with 16 doubles, two triples, 15 home runs and 58 RBI and to go with 25 walks as a senior
- Selected to AL.com's Tennessee Valley 'Terrific 20' list in 2022
- Earned a spot in the AHSAA All-Star Game following his junior season
- Helped Hartselle to the Class 6A state title in 2022

CAREER TOTALS

YEAR	GP-GS	AVG	AB	R	H	2B	3B	HR	RBI	BB	SO	SB-A
2024	9-5	.211	19	5	4	1	0	1	3	4	5	0-0
TOTALS	9-5	.211	19	5	4	1	0	1	3	4	5	0-0

CAREER SEC TOTALS

YEAR	GP-GS	AVG	AB	R	H	2B	3B	HR	RBI	BB	SO	SB-A
2024	1-0	.000	1	0	0	0	0	0	0	0	1	0-0
TOTALS	1-0	.000	1	0	0	0	0	0	0	0	1	0-0

2024 SEASON HIGHS

Hits	1	4x, last vs. Lipscomb (3/10)	1	4x, last vs. Lipscomb (3/10/24)
Doubles	1	vs. Manhattan (2/17)	1	vs. Manhattan (2/17/24)
Triples	N/A	N/A	N/A	N/A
Home Runs	1	vs. Valparaiso (2/24)	1	vs. Valparaiso (2/24/24)
RBI	2	vs. Valparaiso (2/24)	2	vs. Valparaiso (2/24/24)
Runs	1	5x, last vs. Lipscomb (3/10)	1	5x, last vs. Lipscomb (3/10/24)
Walks	1	4x, last vs. Lipscomb (3/10)	1	4x, last vs. Lipscomb (3/10/24)
Stolen Bases	N/A	N/A	N/A	N/A

CAREER HIGHS

Hits	1	4x, last vs. Lipscomb (3/10/24)
Doubles	1	vs. Manhattan (2/17/24)
Triples	N/A	N/A
Home Runs	1	vs. Valparaiso (2/24/24)
RBI	2	vs. Valparaiso (2/24/24)
Runs	1	5x, last vs. Lipscomb (3/10/24)
Walks	1	4x, last vs. Lipscomb (3/10/24)
Stolen Bases	N/A	N/A

#17 KAMERON GUANGORENA, C - GR.

LAST 5 GAMES: 2 G/2 GS - .250 (2-8), BB
LAST 10 GAMES: 3 G/2 GS - .250 (2-8), BB
CURRENT STREAK: N/A

- Went 1-for-4 in his start at catcher against South Alabama on April 9
- Started at catcher against Samford on April 3, finishing 1-for-4 with a walk
- Entered at catcher in the final inning against Belmont on March 26
- Played in two games with one start against Manhattan for his first action at Alabama
- Spent two seasons at Coastal Carolina prior to arriving in Tuscaloosa
- Saw time in 28 games with six starts during the 2023 season
- Played in 37 games for the Chanticleers in 2022, posting a .282 (29-103) average with seven doubles, two home runs, 12 RBI and 26 runs scored
- Began his collegiate career at Cal State Fullerton
- Missed the 2021 campaign due to injury after appearing in all 16 games for the Titans in 2020
- Played in 50 games in 2019, batting .261 (46-176) with seven doubles, two triples and one homer
- Attended national-powerhouse St. John Bosco High School in Bellflower, Calif., where he was listed as the top-ranked catcher in the state of California by Perfect Game

CAREER TOTALS (at Alabama)

YEAR	GP-GS	AVG	AB	R	H	2B	3B	HR	RBI	BB	SO	SB-A
2024	12-8	.231	26	5	6	2	0	0	5	3	4	0-0
TOTALS	12-8	.231	26	5	6	2	0	0	5	3	4	0-0

CAREER SEC TOTALS (at Alabama)

YEAR	GP-GS	AVG	AB	R	H	2B	3B	HR	RBI	BB	SO	SB-A
2024	1-0	.000	0	1	0	0	0	0	0	0	0	0-0
TOTALS	1-0	.000	0	1	0	0	0	0	0	0	0	0-0

2024 SEASON HIGHS

Hits	2	vs. Alabama State (2/21)	2	vs. Alabama State (2/21/24)
Doubles	1	2x, last vs. Lipscomb - GM 2 (3/9)	1	2x, last vs. Lipscomb - GM 2 (3/9/24)
Triples	N/A	N/A	N/A	N/A
Home Runs	N/A	N/A	N/A	N/A
RBI	3	vs. Lipscomb - GM 2 (3/9)	3	vs. Lipscomb - GM 2 (3/9/24)
Runs	2	vs. Alabama State (2/21)	2	vs. Alabama State (2/21/24)
Walks	1	3x, last at Samford (4/3)	1	3x, last at Samford (4/3/24)
Stolen Bases	N/A	N/A	N/A	N/A

CAREER HIGHS (at Alabama)

Hits	2	vs. Alabama State (2/21/24)
Doubles	1	2x, last vs. Lipscomb - GM 2 (3/9/24)
Triples	N/A	N/A
Home Runs	N/A	N/A
RBI	3	vs. Lipscomb - GM 2 (3/9/24)
Runs	2	vs. Alabama State (2/21/24)
Walks	1	3x, last at Samford (4/3/24)
Stolen Bases	N/A	N/A

#18 WILL HODO, INF/OF - JR.

LAST 5 GAMES: 5 G/5 GS - .278 (5-18), 2 2B, 4 RBI, 3 R, BB
LAST 10 GAMES: 10 G/10 GS - .361 (13-36), 4 2B, 2 HR, 9 RBI, 8 R, 4 BB
CURRENT STREAK: N/A

- Paces Alabama in walks with 20
- Finished 1-for-4 with a two-run double against South Alabama on April 9
- Totaled three hits, including one double, to go with two runs scored in the Kentucky series
- Finished 1-for-4 with two RBI, a run scored and one walk on April 3 at Samford
- Put together a big series against South Carolina, batting .455 (5-11) with a double, two home runs, three RBI, five runs scored and one walk
- Went 2-for-4 with an RBI against Belmont on March 26
- Named to the Frisco Classic All-Tournament Team as an infielder, finishing with four hits, including a pair of doubles and a home run, to go with three RBI, three runs scored and one hit-by-pitch
- Recorded a seven-game hitting streak from March 24-April 5, batting .423 (11-26) with three doubles, two home runs, seven RBI, eight runs and four walks over that stretch

CAREER TOTALS

YEAR	GP-GS	AVG	AB	R	H	2B	3B	HR	RBI	BB	SO	SB-A
2022	23-7	.303	33	7	10	3	0	1	1	4	12	0-0
2023	39-24	.280	100	20	28	2	0	4	21	16	23	0-0
2024	33-32	.296	115	33	34	7	0	8	24	20	31	1-1
TOTALS	95-63	.290	248	60	72	12	0	13	46	40	66	1-1

CAREER SEC TOTALS

YEAR	GP-GS	AVG	AB	R	H	2B	3B	HR	RBI	BB	SO	SB-A
2022	10-1	.300	10	4	3	0	0	0	0	1	5	0-0
2023	14-10	.190	42	5	8	0	0	0	3	6	15	0-0
2024	12-12	.349	43	10	15	3	0	4	6	4	13	0-0
TOTALS	36-23	.274	95	19	26	3	0	4	9	11	33	0-0

2024 SEASON HIGHS

Hits	3	3x, last vs. South Carolina (3/30)	3	6x, last vs. South Carolina (3/30/24)
Doubles	2	vs. Indiana (3/1)	2	vs. Indiana (3/1/24)
Triples	N/A	N/A	N/A	N/A
Home Runs	2	2x, last vs. South Carolina (3/30)	2	2x, last vs. South Carolina (3/30/24)
RBI	7	vs. Lipscomb - GM 1 (3/9)	7	vs. Lipscomb - GM 1 (3/9/24)
Runs	3	3x, last vs. South Carolina (3/30)	3	4x, last vs. South Carolina (3/30/24)
Walks	4	vs. Lipscomb - GM 1 (3/9)	4	vs. Lipscomb - GM 1 (3/9/24)
Stolen Bases	1	vs. Manhattan (2/17)	1	vs. Manhattan (2/17/24)

CAREER HIGHS

Hits	3	6x, last vs. South Carolina (3/30/24)
Doubles	2	vs. Indiana (3/1/24)
Triples	N/A	N/A
Home Runs	2	2x, last vs. South Carolina (3/30/24)
RBI	7	vs. Lipscomb - GM 1 (3/9/24)
Runs	3	4x, last vs. South Carolina (3/30/24)
Walks	4	vs. Lipscomb - GM 1 (3/9/24)
Stolen Bases	1	vs. Manhattan (2/17/24)

#21 IAN PETRUTZ, OF - JR.

LAST 5 GAMES: 5 G/5 GS - .421 (8-19), 4 2B, HR, 3 RBI, 3 R, 2 BB
LAST 10 GAMES: 10 G/10 GS - .425 (17-40), 6 2B, 2 HR, 9 RBI, 7 R, 4 BB
CURRENT STREAK: N/A

- Recorded 15 multi-hit games this season to rank second on Alabama
- Tied for 10th in the SEC in hits with 44
- Batting a team-high .404 in SEC play to rank third among league bats
- Accumulated 19 hits against conference foes to tie for fourth in the league
- Owns a team-leading .472 on-base percentage in league play to rank 10th in the SEC
- Went 2-for-4 with a double, one RBI and a run scored on April 9 against South Alabama
- Posted a .364 (4-11) weekend at Kentucky with two doubles and a walk
- Finished 2-for-4 with a double, one homer, two RBI, two runs and a walk at Samford on April 3
- Batted .385 (5-13) with a homer, two runs, one walk and a team-high six RBI vs. South Carolina
- Went 1-for-4 with a run scored against Belmont on March 26
- Got aboard in 19 straight games from March 6-April 6
- Notched an eight-game hitting streak from March 24-April 6, batting .469 (15-32) with five doubles, two home runs, eight RBI, six runs scored and four walks during that time
- Put together an eight-game hitting streak from March 6-17, batting .414 (12-29) with two doubles, a home run, seven RBI, eight runs scored, six walks and four hit-by-pitch during the streak
- Spent his first two collegiate seasons at Maryland playing under Rob Vaughn
- Started 56 games and saw time in all 58 contests for the Terps as a sophomore, batting .270 (57-211) with seven doubles, a triple and 14 home runs
- Played in 34 games with 28 starts as a true freshman
- Attended Clearview Regional High School in Mantua, N.J., where he was ranked as the No. 2 outfielder and No. 7 prospect at any position in the state by Prep Baseball Report

CAREER TOTALS (at Alabama)

YEAR	GP-GS	AVG	AB	R	H	2B	3B	HR	RBI	BB	SO	SB-A
2024	33-33	.349	126	23	44	10	1	4	28	19	15	1-1
TOTALS	33-33	.349	126	23	44	10	1	4	28	19	15	1-1

CAREER SEC TOTALS (at Alabama)

YEAR	GP-GS	AVG	AB	R	H	2B	3B	HR	RBI	BB	SO	SB-A
2024	12-12	.404	47	4	19	4	0	2	11	5	5	0-0
TOTALS	12-12	.404	47	4	19	4	0	2	11	5	5	0-0

2024 SEASON HIGHS

Hits	3	3x, last at Georgia (3/24)	3	3x, last at Georgia (3/24/24)
Doubles	2	at Georgia (3/24)	2	at Georgia (3/24/24)
Triples	1	vs. Middle Tennessee (2/20)	1	vs. Middle Tennessee (2/20/24)
Home Runs	1	4x, last at Samford (4/3)	1	4x, last at Samford (4/3/24)
RBI	5	vs. South Carolina (3/29)	5	vs. South Carolina (3/29/24)
Runs	3	vs. Lipscomb (3/10)	3	vs. Lipscomb (3/10/24)
Walks	2	5x, last at Georgia - GM 2 (3/23)	2	5x, last at Georgia - GM 2 (3/23/24)
Stolen Bases	1	at Alabama State (3/19)	1	at Alabama State (3/19/24)

CAREER HIGHS (at Alabama)

Hits	3	3x, last at Georgia (3/24/24)
Doubles	2	at Georgia (3/24/24)
Triples	1	vs. Middle Tennessee (2/20/24)
Home Runs	1	4x, last at Samford (4/3/24)
RBI	5	vs. South Carolina (3/29/24)
Runs	3	vs. Lipscomb (3/10/24)
Walks	2	5x, last at Georgia - GM 2 (3/23/24)
Stolen Bases	1	at Alabama State (3/19/24)

2024 PLAYER BIOS

#22 CAMDEN HAYSLIP, OF - JR.

LAST 5 GAMES: 1 G/0 GS - .000 (0-1)
LAST 10 GAMES: 2 G/0 GS - .000 (0-2)
CURRENT STREAK: N/A

- Went 0-for-1 in his pinch-hit appearance on April 9 against South Alabama
- Entered as a pinch-hitter in Huntsville against Belmont on March 26
- Got the start at designated hitter on Opening Day, drawing one walk
- Played in 16 games with one start as a sophomore

CAREER TOTALS

YEAR	GP-GS	AVG	AB	R	H	2B	3B	HR	RBI	BB	SO	SB-A
2022	8-2	.200	15	2	3	0	0	1	3	0	7	0-0
2023	16-1	.211	19	4	4	0	0	1	6	2	6	0-0
2024	7-2	.000	11	0	0	0	0	0	1	2	6	0-0
TOTALS	31-5	.156	45	6	7	0	0	2	10	4	19	0-0

CAREER SEC TOTALS

YEAR	GP-GS	AVG	AB	R	H	2B	3B	HR	RBI	BB	SO	SB-A
2022	1-0	.000	2	0	0	0	0	0	0	0	2	0-0
2023	--	--	--	--	--	--	--	--	--	--	--	--
2024	--	--	--	--	--	--	--	--	--	--	--	--
TOTALS	1-0	.000	2	0	0	0	0	0	0	0	2	0-0

2024 SEASON HIGHS

2024 SEASON HIGHS		CAREER HIGHS	
Hits	N/A	2	2x, last vs. Jacksonville State (2/28/23)
Doubles	N/A	N/A	
Triples	N/A	N/A	
Home Runs	N/A	1	2x, last vs. Jacksonville State (2/28/23)
RBI	1	4	vs. Valparaiso (2/23)
Runs	N/A	1	6x, last vs. Florida (5/24/23)
Walks	1	1	4x, last vs. Middle Tennessee (2/20)
Stolen Bases	N/A	N/A	

#28 KADE SNELL, LHP/INF - R-JR.

LAST 5 GAMES: 5 G/5 GS - .125 (2-16), 2B, RBI, 3 BB
LAST 10 GAMES: 10 G/10 GS - .314 (11-35), 3 2B, HR, 8 RBI, 5 R, 4 BB
CURRENT STREAK: N/A

- Finished 0-for-3 at designated hitter while also starting on the mound against USA on April 9
- Recorded one double across three starts at designated hitter in the Kentucky series
- Went 1-for-2 at the plate with an RBI and three walks while also starting on the mound at Samford on April 3
- Posted a .417 (5-12) average in the South Carolina series, recording two doubles, two RBI and three runs scored
- Got the start on the mound and remained in the game at designated hitter against Belmont on March 26, going 1-for-3 with two RBI at the plate
- Played in two games with one start across the weekend at Georgia, batting .571 (4-7) with two home runs, four RBI, three runs scored and one walk
- Made his Alabama debut on Feb. 23 against Valparaiso, entering as a pinch-hitter
- Reached base safely in 11 straight games from March 6-April 3
- Recorded a nine-game hitting streak from March 12-April 3, batting .419 (13-31) with two doubles, three home runs, 11 RBI, eight runs and five walks during that stretch
- Listed as the No. 4 junior college transfer by D1Baseball.com entering the 2024 season
- Spent two seasons at Wallace Community College in Dothan where he was a two-way player
- Named the 2023 NJCAA Division I National Player of the Year in addition to earning first team All-America honors from the league
- Selected as the Alabama Sports Writers Association (ASWA) Athlete of the Year in 2023
- Added All-Conference and All-District Pitcher and Player of the Year accolades from the ASWA
- Hit .393 at the plate with 13 home runs and 70 RBI in 2023
- Batted .396 (61-154) with eight doubles, five home runs, 44 RBI and 34 runs scored while drawing 32 walks and swiping six bases
- Began his career at Auburn in 2021 but did not see playing time
- Attended Wicksburg High School in Newton where he was a two-time all-state honoree

CAREER TOTALS (at Alabama)

YEAR	GP-GS	AVG	AB	R	H	2B	3B	HR	RBI	BB	SO	SB-A
2024	16-13	.283	53	9	15	3	0	3	13	8	8	0-0
TOTALS	16-13	.283	53	9	15	3	0	3	13	8	8	0-0

CAREER SEC TOTALS (at Alabama)

YEAR	GP-GS	AVG	AB	R	H	2B	3B	HR	RBI	BB	SO	SB-A
2024	8-7	.333	30	6	10	3	0	2	6	1	4	0-0
TOTALS	8-7	.333	30	6	10	3	0	2	6	1	4	0-0

2024 SEASON HIGHS

2024 SEASON HIGHS		CAREER HIGHS (at Alabama)	
Hits	3	3	at Georgia (3/24)
Doubles	1	3x, last at Kentucky (4/7)	3x, last at Kentucky (4/7/24)
Triples	N/A	N/A	
Home Runs	1	3x, last at Georgia (3/24)	3x, last at Georgia (3/24/24)
RBI	3	3	at Georgia (3/24)
Runs	2	2	at Georgia (3/24/24)
Walks	3	3	2x, last at Samford (4/3)
Stolen Bases	N/A	N/A	

#29 EVAN HAEGER, OF - FR.

LAST 5 GAMES: N/A
LAST 10 GAMES: N/A
CURRENT STREAK: N/A

- Attended Detroit Catholic High School in Novi, Mich.
- The top-ranked outfielder and fifth-rated prospect in Michigan by Prep Baseball Report
- Listed as PBR's No. 28 outfielder and a top-175 recruit nationally
- Michigan's second-ranked outfielder and the No. 5 player in the state according to Perfect Game
- The country's No. 28 outfield recruit and No. 161 player overall by PG
- The No. 74 high school prospect for the 2023 MLB Draft according to Baseball America
- Earned all-state honors in his final two seasons of high school

CAREER TOTALS

YEAR	GP-GS	AVG	AB	R	H	2B	3B	HR	RBI	BB	SO	SB-A
2024	--	--	--	--	--	--	--	--	--	--	--	--
TOTALS	--	--	--	--	--	--	--	--	--	--	--	--

CAREER SEC TOTALS

YEAR	GP-GS	AVG	AB	R	H	2B	3B	HR	RBI	BB	SO	SB-A
2024	--	--	--	--	--	--	--	--	--	--	--	--
TOTALS	--	--	--	--	--	--	--	--	--	--	--	--

2024 SEASON HIGHS

2024 SEASON HIGHS		CAREER HIGHS	
Hits	N/A	N/A	
Doubles	N/A	N/A	
Triples	N/A	N/A	
Home Runs	N/A	N/A	
RBI	N/A	N/A	
Runs	N/A	N/A	
Walks	N/A	N/A	
Stolen Bases	N/A	N/A	

#31 WILL PORTERA, C/INF - R-JR.

LAST 5 GAMES: 1 G/0 GS
LAST 10 GAMES: 4 G/1 GS - .000 (0-4), R, BB
CURRENT STREAK: N/A

- Entered as a defensive replacement at Samford on April 3
- Played in two games of the South Carolina series
- Started at third base against Belmont on March 26, drawing one walk and recording a run
- Got the start at second in game two of the doubleheader at Georgia
- Provided the Crimson Tide with a reliable defender off the bench in 2023, appearing in 28 contests with one start to his name

CAREER TOTALS

YEAR	GP-GS	AVG	AB	R	H	2B	3B	HR	RBI	BB	SO	SB-A
2022	18-5	.241	29	3	7	1	0	0	2	1	4	1-1
2023	28-1	.208	24	9	5	2	0	0	1	3	9	1-1
2024	16-2	.182	11	2	2	0	0	0	2	2	4	0-0
TOTALS	62-8	.219	64	14	14	3	0	0	5	6	17	2-2

CAREER SEC TOTALS

YEAR	GP-GS	AVG	AB	R	H	2B	3B	HR	RBI	BB	SO	SB-A
2022	6-0	.200	5	0	1	0	0	0	0	0	1	0-0
2023	9-0	.250	4	2	1	0	0	0	1	1	3	0-0
2024	5-1	.000	5	0	0	0	0	0	0	1	3	0-0
TOTALS	20-1	.143	14	2	2	0	0	0	1	2	7	0-0

2024 SEASON HIGHS

2024 SEASON HIGHS		CAREER HIGHS	
Hits	1	2x, last vs. Valparaiso (2/24)	2x, last vs. Richmond (2/18/23)
Doubles	N/A	1	3x, last at Samford (3/7/23)
Triples	N/A	N/A	
Home Runs	N/A	N/A	
RBI	1	2x, last vs. Troy (3/6)	5x, last vs. Troy (3/6/24)
Runs	1	2x, last vs. Belmont (3/26)	14x, last vs. Belmont (3/26/24)
Walks	1	2x, last vs. Belmont (3/26)	6x, last vs. Belmont (3/26/23)
Stolen Bases	N/A	1	2x, last vs. UT Martin (2/22/23)

2024 PLAYER BIOS

#33 ARISTON VEASEY, RHP/UTL - FR.

LAST 5 GAMES: N/A
 LAST 10 GAMES: N/A
 CURRENT STREAK: N/A

- Attended Starr's Mill High School in Fayetteville, Ga.
- Reclassified during fall of his senior year and arrived on-campus this January
- A do-it-all player who can pitch, catch and play in the field
- The third-ranked outfielder and 10th-rated recruit at any position in Georgia by Perfect Game USA
- Also listed as PG's No. 17 outfielder and the No. 87 prospect in the country
- Prep Baseball Report's third-ranked catcher and the No. 12 recruit in his home state
- The No. 8 catcher nationally and No. 128 recruit overall by PBR
- Helped Starr's Mill to the AAAAA state semifinals in 2023

CAREER TOTALS

YEAR	GP-GS	AVG	AB	R	H	2B	3B	HR	RBI	BB	SO	SB-A
2024	--	--	--	--	--	--	--	--	--	--	--	--
TOTALS	--	--	--	--	--	--	--	--	--	--	--	--

CAREER SEC TOTALS

YEAR	GP-GS	AVG	AB	R	H	2B	3B	HR	RBI	BB	SO	SB-A
2024	--	--	--	--	--	--	--	--	--	--	--	--
TOTALS	--	--	--	--	--	--	--	--	--	--	--	--

2024 SEASON HIGHS

	2024 SEASON HIGHS	CAREER HIGHS
Hits	N/A	N/A
Doubles	N/A	N/A
Triples	N/A	N/A
Home Runs	N/A	N/A
RBI	N/A	N/A
Runs	N/A	N/A
Walks	N/A	N/A
Stolen Bases	N/A	N/A

#37 WILL PLATTNER, C - SO.

LAST 5 GAMES: N/A
 LAST 10 GAMES: N/A
 CURRENT STREAK: N/A

- Spent his freshman season at Ole Miss
- Appeared in seven games for the Rebels, hitting .300 with a double and four runs scored
- Attended Glenwood High School in Glenwood, Ill., where he was named to the 2021 and 2022 all-conference teams and was a member of the 2021 Illinois All-State Team

CAREER TOTALS (at Alabama)

YEAR	GP-GS	AVG	AB	R	H	2B	3B	HR	RBI	BB	SO	SB-A
2024	--	--	--	--	--	--	--	--	--	--	--	--
TOTALS	--	--	--	--	--	--	--	--	--	--	--	--

CAREER SEC TOTALS (at Alabama)

YEAR	GP-GS	AVG	AB	R	H	2B	3B	HR	RBI	BB	SO	SB-A
2024	--	--	--	--	--	--	--	--	--	--	--	--
TOTALS	--	--	--	--	--	--	--	--	--	--	--	--

2024 SEASON HIGHS

	2024 SEASON HIGHS	CAREER HIGHS (at Alabama)
Hits	N/A	N/A
Doubles	N/A	N/A
Triples	N/A	N/A
Home Runs	N/A	N/A
RBI	N/A	N/A
Runs	N/A	N/A
Walks	N/A	N/A
Stolen Bases	N/A	N/A

#38 LUKE VAUGHN, C - FR.

LAST 5 GAMES: 1 G/0 GS
 LAST 10 GAMES: 2 G/1 GS - 2 BB
 CURRENT STREAK: N/A

- Came off the bench at catcher in the series finale at Kentucky
- Made his first collegiate start at catcher on March 26 against Belmont, drawing a pair of walks in his two plate appearances
- Entered as a pinch-hitter against Alabama State on Feb. 21 for his Crimson Tide debut
- Attended Elder High School in Cincinnati, Ohio
- The No. 6 overall prospect in Ohio and No. 29 catcher nationally according to Prep Baseball Report
- Perfect Game's No. 8 recruit at any position from Ohio
- Listed as the second-ranked catcher in Ohio by both recruiting sites
- Earned Greater Catholic League First Team honors across his final three seasons of high school
- Also picked up first team all-city honors from 2021-23
- Garnered honorable mention all-state recognition from the Ohio High School Baseball Coaches Association (OHSBCA) in 2022
- Named the 2022 GCL Player of the Year and the Southwest Ohio Player of the Year
- Batted .360 with a home run and 34 RBI as a junior
- Helped EHS to the Division I state championship game as a sophomore
- Recorded a .393 average during that 2021 season

CAREER TOTALS

YEAR	GP-GS	AVG	AB	R	H	2B	3B	HR	RBI	BB	SO	SB-A
2024	6-1	.000	2	1	0	0	0	0	0	2	2	0-0
TOTALS	6-1	.000	2	1	0	0	0	0	0	2	2	0-0

CAREER SEC TOTALS

YEAR	GP-GS	AVG	AB	R	H	2B	3B	HR	RBI	BB	SO	SB-A
2024	1-0	.000	0	0	0	0	0	0	0	0	0	0-0
TOTALS	1-0	.000	0	0	0	0	0	0	0	0	0	0-0

2024 SEASON HIGHS

	2024 SEASON HIGHS	CAREER HIGHS
Hits	N/A	N/A
Doubles	N/A	N/A
Triples	N/A	N/A
Home Runs	N/A	N/A
RBI	N/A	N/A
Runs	1	at Alabama State (3/19)
Walks	2	vs. Belmont (3/26)
Stolen Bases	N/A	N/A

#43 PARKER PICOT, OF/INF - FR.

LAST 5 GAMES: 1 G/0 GS
 LAST 10 GAMES: 1 G/0 GS
 CURRENT STREAK: N/A

- Entered as a pinch-runner against South Alabama on April 9
- Recorded his first career hit at Alabama State on March 19, part of a 1-for-1 night
- Made his Alabama debut on Feb. 23 against Valparaiso, entering as a pinch-hitter
- Attended Rochester Adams High School in Rochester Hills, Mich.
- Michigan's top-ranked outfielder and No. 1 overall prospect according to Perfect Game USA
- The No. 21 outfielder nationally and No. 111 recruit at any position by PG
- Prep Baseball Report's second-ranked outfielder and prospect from Michigan
- Also rated as the No. 28 outfielder and No. 115 player in the country by PBR
- Named Michigan's 2023 Mr. Baseball by the Michigan High School Baseball Coaches Association
- Picked up all-state accolades as he led Adams to a district title during his senior season
- Batted .387 with 45 total hits, including 12 home runs, to go with 43 RBI in 2023
- Also maintained a 1.88 ERA (13 ER/48.2 IP) with a 5-1 record and 88 strikeouts as a senior
- Selected as a 2022 first team all-state honoree by the MHSBCA
- Named to MLive's Metro Detroit Dream Team as a junior
- Recorded a .418 average with 10 home runs and a school-record 54 runs scored in 2022

CAREER TOTALS

YEAR	GP-GS	AVG	AB	R	H	2B	3B	HR	RBI	BB	SO	SB-A
2024	3-0	.500	2	0	1	0	0	0	0	0	1	0-0
TOTALS	3-0	.500	2	0	1	0	0	0	0	0	1	0-0

CAREER SEC TOTALS

YEAR	GP-GS	AVG	AB	R	H	2B	3B	HR	RBI	BB	SO	SB-A
2024	--	--	--	--	--	--	--	--	--	--	--	--
TOTALS	--	--	--	--	--	--	--	--	--	--	--	--

2024 SEASON HIGHS

	2024 SEASON HIGHS	CAREER HIGHS
Hits	1	at Alabama State (3/19)
Doubles	N/A	N/A
Triples	N/A	N/A
Home Runs	N/A	N/A
RBI	N/A	N/A
Runs	N/A	N/A
Walks	N/A	N/A
Stolen Bases	N/A	N/A

2024 PLAYER BIOS

#44 TJ McCANTS, OF/INF - SR.

LAST 5 GAMES: 5 G/5 GS - .130 (3-23), HR, RBI, 2 R

LAST 10 GAMES: 10 G/10 GS - .156 (7-45), 2 2B, 2 HR, 5 RBI, 5 R, BB, HBP, 2-3 SB

CURRENT STREAK: N/A

- Recorded a team-leading 12 doubles to tie for fourth in the league
- Accumulated 94 total bases to rank eighth in the SEC and tie for 28th nationally
- Totaled 44 hits to tie for 10th in the conference in that category
- Racked up 36 RBI to rank second on UA and tie for 10th in the league
- Totaled 12 home runs to tie for 12th in the conference and 39th nationally
- Contributed eight multi-RBI games this season to rank second on UA
- Went 1-for-5 with a run scored against South Alabama on April 9
- Notched one hit across the Kentucky series
- Finished 1-for-6 with a solo home run on April 3 at Samford
- Totaled three hits, including two doubles, to go with three RBI, two runs scored and one walk in the South Carolina series
- Went 1-for-4 with a solo home run against Belmont on March 26
- Recorded two hits, including a double, to go with one RBI, a hit-by-pitch and three stolen bases across the weekend at Georgia
- Tied the Alabama single-game record for home runs (3) and total bases (14) as part of his 4-for-4 night that included a double, three homers, six RBI, four runs, one walk and a stolen base at Alabama State on March 19
- Named to the Frisco Classic All-Tournament Team as an outfielder, leading the Tide offense with a .417 (5-12) weekend that included two doubles, a pair of RBI, two runs and four walks
- Homered in three straight games from Feb. 18-21
- Totaled a six-game hitting streak from March 26-April 5
- Recorded a 22-game hitting streak to start the season, batting .398 (37-93) with 10 doubles, one triple, 10 home runs, 31 RBI, 24 runs scored, 12 walks, three hit-by-pitch and eight stolen bases over that stretch
- Began his collegiate career at Ole Miss
- Appeared in 47 games with 38 starts for the Rebels in 2023
- Ranked second on the team in stolen bases with 10 while adding three doubles, two triples and nine homers at the plate
- Also contributed 27 RBI and 27 runs scored to go with 14 walks as a junior
- Helped the Rebels capture the 2022 national title, starting 54 of team's 60 games
- Paced the Rebels with 10 stolen bases while adding eight homers, 31 RBI and 34 runs in 2022
- Put together a standout first season, earning Freshman All-America accolades from D1Baseball and Freshman All-SEC Team recognition
- Started 56 games while seeing time in 60 contests overall during his first season in Oxford
- Batted .300 (65-217) with 10 doubles, two triples and five home runs in 2021
- Also contributed 35 RBI, 47 runs, 26 walks and 11 stolen bases as a freshman

CAREER TOTALS (at Alabama)

YEAR	GP-GS	AVG	AB	R	H	2B	3B	HR	RBI	BB	SO	SB-A
2024	33-33	.308	143	29	44	12	1	12	36	13	40	10-11
TOTALS	33-33	.308	143	29	44	12	1	12	36	13	40	10-11

CAREER SEC TOTALS (at Alabama)

YEAR	GP-GS	AVG	AB	R	H	2B	3B	HR	RBI	BB	SO	SB-A
2024	12-12	.212	52	4	11	3	0	1	5	2	18	3-4
TOTALS	12-12	.212	52	4	11	3	0	1	5	2	18	3-4

2024 SEASON HIGHS

Hits	4	at Alabama State (3/19)	4	at Alabama State (3/19/24)
Doubles	2	vs. Manhattan (2/17)	2	vs. Manhattan (2/17/24)
Triples	1	vs. Valparaiso (2/24)	1	vs. Valparaiso (2/24/24)
Home Runs	3	at Alabama State (3/19)	3	at Alabama State (3/19/24)
RBI	6	2x, last at Alabama State (3/19)	6	2x, last at Alabama State (3/19/24)
Runs	4	at Alabama State (3/19)	4	at Alabama State (3/19/24)
Walks	2	vs. Dallas Baptist (3/3)	2	vs. Dallas Baptist (3/3/24)
Stolen Bases	2	3x, last at Georgia (3/24)	2	3x, last at Georgia (3/24/24)

CAREER HIGHS (at Alabama)

Hits	4	at Alabama State (3/19)	4	at Alabama State (3/19/24)
Doubles	2	vs. Manhattan (2/17)	2	vs. Manhattan (2/17/24)
Triples	1	vs. Valparaiso (2/24)	1	vs. Valparaiso (2/24/24)
Home Runs	3	at Alabama State (3/19)	3	at Alabama State (3/19/24)
RBI	6	2x, last at Alabama State (3/19)	6	2x, last at Alabama State (3/19/24)
Runs	4	at Alabama State (3/19)	4	at Alabama State (3/19/24)
Walks	2	vs. Dallas Baptist (3/3)	2	vs. Dallas Baptist (3/3/24)
Stolen Bases	2	3x, last at Georgia (3/24)	2	3x, last at Georgia (3/24/24)

2024 SINGLE-GAME HIGHS

ALABAMA

Runs, Game	20 vs. Lipscomb - GM 1 (3/9)
Runs, Inning	7, 6x, last 8th inning vs. South Carolina (3/29)
Hits, Game	16 at UAB (2/27)
Hits, Inning	6, twice, last 9th inning vs. South Carolina (3/30)
Consecutive Hits, Inning	4, 7x, last 3rd inning vs. South Alabama (4/9)
Doubles	5, twice, last vs. South Carolina (3/29)
Triples	2 vs. Middle Tennessee (2/20)
Home Runs	5, twice, last vs. Lipscomb - GM 1 (3/9)
Extra-Base Hits	8 vs. Lipscomb - GM 1 (3/9)
Stolen Bases	3 vs. Manhattan (2/16)
Left on Base	15 at Georgia (3/24)
Errors (Committed By)	3, 5x, last at Samford (4/3)
Strikeouts	12, 3x, last vs. Tennessee (3/15)
Walks	12 vs. Lipscomb - GM 1 (3/9)
Double Plays (Hit Into)	4 vs. Arizona (3/2)
Triple Plays (Hit Into)	N/A

OPPONENTS

Runs, Game	13, Lipscomb - GM 1 (3/9)
Runs, Inning	5, 4x, last 7th inning, Kentucky (4/7)
Hits, Game	16, Kentucky (4/7)
Hits, Inning	7, 7th inning, Kentucky (4/7)
Consecutive Hits, Inning	7, 7th inning, Kentucky (4/7)
Doubles	5, South Carolina (3/28)
Triples	1, twice, last Belmont (3/26)
Home Runs	4, 3x, last Georgia (3/24)
Extra-Base Hits	6, 5x, last Kentucky (4/7)
Stolen Bases	6, Georgia (3/24)
Left on Base	13, Belmont (3/26)
Errors (Committed By)	4, twice, last Alabama State (3/19)
Strikeouts	16, Dallas Baptist (3/3)
Walks	11, South Carolina (3/29)
Double Plays (Hit Into)	3, twice, last Georgia - GM 2 (3/23)
Triple Plays (Hit Into)	N/A

INDIVIDUAL BATTING

Longest Hitting Streak	22 games, McCants (2/16-3/23)
Runs	4, twice, last McCants at Alabama State (3/19)
Hits	4, twice, last McCants at Alabama State (3/19)
Doubles	2, 7x, last Petruz at Georgia (3/24)
Triples	1, 9x, last Miller vs. South Carolina (3/30)
Home Runs	(ties Alabama single-game record) 3, McCants at Alabama State (3/19)
Inside-the-Park Home Run	1, Lebron vs. Manhattan (2/18)
Consecutive Games with a Home Run	3, McCants (2/18-21) and Miller (2/23-25)
Runs Batted In	7, Hodo vs. Lipscomb (3/9)
Stolen Bases	2, 3x, last McCants at Georgia (3/24)
Strikeouts	3, 15x, last McCants vs. South Carolina (3/30)
Walks	4, Hodo vs. Lipscomb - GM 1 (3/19)

INDIVIDUAL PITCHING

Innings Pitched, Starter	5.1, 3x, last Hess at Kentucky (4/5)
Innings Pitched, Reliever	3.2, Fay at UAB (2/27)
Strikeouts	10, Hess vs. Indiana (3/1)
Walks	5, twice, last Farone at Kentucky (4/6)
Fewest Hits Allowed, Starter (5.0+ IP)	1, Hess vs. Indiana (3/1)
Consecutive Scoreless IP, Starter	7.1, Hess (2/23-3/9)
Consecutive Scoreless IP, Reliever	8.1, Myers (2/16-3/6)
Consecutive Scoreless Relief Appearances	5, Kenty (3/19-4/9)
Consecutive Saves Converted	2, Davis II (3/6-9)
Longest Winning Streak, Starter	3, Hess (2/16-3/1) and Farone (2/25-3/16)

TEAM MISCELLANEOUS

Most Games Over .500	15 games (3/19, 3/29 and 4/3)
Most Games Under .500	N/A
Longest Winning Streak	11 games (2/16-3/2)
Longest Losing Streak	4 games (4/5-9)
Largest Margin of Victory	15 vs. Manhattan (2/17)
Largest Margin of Defeat	9 at Kentucky (4/7)
Fewest Hits, Game	3 at Kentucky (4/6)
Fewest Hits Allowed, Game	1, twice, last Indiana (3/1)

STARTS BY POSITION

Pitcher (7)	- Hess (8), Quick (1), Moza (3), Farone (8), Adams (7), Banks (3), Snell (3)
Catcher (3)	- Guscette (24), Guangorena (8), Vaughn (1)
First Base (2)	- Hodo (32), Snell (1)
Second Base (4)	- Eblin (18), Swinney (8), Portera (1), Grant (6)
Third Base (3)	- Miller (30), Eblin (2), Portera (1)
Shortstop (1)	- Lebron (33)
Left Field (1)	- Petruz (33)
Center Field (1)	- McCants (33)
Right Field (1)	- Sleight (33)
Designated Hitter (7)	- Hayslip (2), Miller (2), Mizell (5), Hamiter (5), Swinney (6), Snell (12), Eblin (1)

STARTS BY BATTING ORDER

1 (2)	- Miller (32), Lebron (1)
2 (1)	- McCants (33)
3 (2)	- Petruz (32), Swinney (1)
4 (3)	- Hodo (13), Snell (2), Sleight (18)
5 (6)	- Sleight (10), Swinney (6), Petruz (1), Mizell (2), Hamiter (4), Lebron (10)
6 (6)	- Guscette (11), Swinney (4), Hamiter (1), Sleight (4), Hodo (2), Snell (11)
7 (9)	- Hayslip (2), Guscette (5), Mizell (3), Lebron (3), Eblin (1), Hodo (14), Portera (1), Swinney (3), Sleight (1)
8 (6)	- Lebron (15), Guangorena (3), Eblin (7), Hodo (3), Portera (1), Guscette (4)
9 (6)	- Eblin (13), Guangorena (5), Lebron (4), Guscette (4), Vaughn (1), Grant (6)

CRIMSON TIDE AT A GLANCE

Overall Record	22-11
Current Streak	Lost 4
Series Record	6-2-0
Home	16-3
Road	3-7
Neutral	3-1
Day/Night	14-7/8-4
vs. Top-25 Teams	5-6
In February	9-0
In March	12-7
In April	1-4
In May	0-0
In June	0-0
vs. RHS/LHS	17-9/5-2
Alabama Scores First	16-4
Comeback Wins	9
Losses After Leading	6
Extra Innings	1-1
One-Run Games	5-3
Two-Run Games	1-2
Leading After 6/7/8	17-2/17-1/16-0
Trailing After 6/7/8	2-6/2-8/0-9
Alabama Out-Hits Opponent	18-4
Opponent Out-Hits Alabama	2-7
Two Teams Match on Hits	2-0

LAST TIME IT HAPPENED...

INDIVIDUAL

Four Hits in One Game

Alabama: **TJ McCants (4-4) at Alabama State (March 19, 2024)**
Opponent: **John Anderson (4-6) of Samford (April 3, 2024)**

Five Hits in One Game

Alabama: **Andrew Pinckney (5-5) at LSU (April 28, 2023)**
Opponent: **John Cable (5-5) of Georgia (May 17, 2019)**

Six Hits in One Game

Alabama: **Has not occurred**
Opponent: **Kendrick Moore of Arkansas (May 20, 1995)**

Three Runs in One Game

Alabama: **Gage Miller at Samford (April 3, 2024)**
Opponent: **Ryan Nicholson of Kentucky (April 7, 2024)**

Four Runs in One Game

Alabama: **TJ McCants at Alabama State (March 19, 2024)**
Opponent: **Mason Lundgrin and Trace Willhoite of Lipscomb - GM 1 (March 9, 2024)**

Five Runs in One Game

Alabama: **Josh Rutledge vs. UIC (Feb. 27, 2010)**
Opponent: **Brock Wilken of Wake Forest (June 11, 2023)**

Six+ Runs in One Game

Alabama: **6 by Craig Shipley at Georgia Southern (March 24, 1984)**

Four RBI in One Game

Alabama: **Evan Sleight at Southern Miss (March 12, 2024)**
Opponent: **Corey Collins of Georgia (March 24, 2024)**

Five RBI in One Game

Alabama: **Ian Petruz vs. South Carolina (March 29, 2024)**
Opponent: **Ryan Nicholson of Kentucky (April 7, 2024)**

Two Players with Five RBI in One Game

Alabama: **Casey Hughston and Kyle Overstreet vs. Maryland Eastern Shore (Feb. 15, 2015)**

Six RBI in One Game

Alabama: **TJ McCants at Alabama State (March 19, 2024)**
Opponent: **Danny Corona of Wake Forest (June 11, 2023)**

Seven RBI in One Game

Alabama: **Will Hodo vs. Lipscomb - GM 1 (March 9, 2024)**

Eight RBI in One Game

Alabama: **Andy Phillips at UAB (April 14, 1999)**

Nine+ RBI in One Game

Alabama: **9 by Roberto Vaz at Auburn (April 12, 1997)**

Two Doubles in One Game

Alabama: **Ian Petruz at Georgia (March 24, 2024)**
Opponent: **Nolan McCarthy of Kentucky (April 7, 2024)**

Three Doubles in One Game

Alabama: **Chandler Avant vs. New Mexico State (March 10, 2018)**
Opponent: **Tanner Allen of Mississippi State (April 14, 2019)**

Four Doubles in One Game

Alabama: **Mickey Kerns vs. Auburn (April 20, 1991)**

Two Triples in One Game

Alabama: **Georgie Salem vs. Mississippi Valley State - GM 2 (April 21, 2015)**

Three Triples in One Game

Alabama: **Ken Chapman vs. Samford (March 22, 1960)**

Two Home Runs in One Inning

Alabama: **T.J. Reeves at Samford (April 9, 2019) (3rd inning)**

Two Home Runs in One Game

Alabama: **Gage Miller at Samford (April 3, 2024)**
Opponent: **Ryan Nicholson of Kentucky (April 7, 2024)**

Three Home Runs in One Game

Alabama: **TJ McCants at Alabama State (March 19, 2024)**
Opponent: **Brock Wilken of Wake Forest (June 11, 2023)**

Inside-the-Park Home Run

Alabama: **Justin Lebron vs. Manhattan (Feb. 18, 2024)**
Opponent: **Kason Howell of Auburn (April 15, 2021)**

Grand Slam Home Run

Alabama: **Will Hodo vs. Lipscomb - GM 1 (March 9, 2024)**
Opponent: **Kolby Branch of Georgia - GM 1 (March 23, 2024)**

Walkoff Home Run

Alabama: **TJ McCants vs. Valparaiso (7th inning) (Feb. 25, 2024)**
Opponent: **Kolby Branch of Georgia - GM 1 (9th inning) (March 23, 2024)**

Game-Winning Home Run

Alabama: **Gage Miller vs. Tennessee (March 17, 2024)**
Opponent: **Cameron Brady of UT Martin (March 1, 2022)**

Back-to-Back Home Runs

Alabama: **Gage Miller and TJ McCants at Samford (April 3, 2024)**
Opponent: **Charlie Condon and Slate Alford of Georgia - GM 2 (March 23, 2024)**

Back-to-Back-to-Back Home Runs

Alabama: **T.J. Reeves, Morgan McCullough and Tyler Gentry at Samford (April 9, 2019)**
Opponent: **Russ Sneed, Connor Powers and Ryan Duffy of Mississippi State (May 2, 2009)**

Two Home Runs in the Same Inning

Alabama: **Gage Miller and TJ McCants at Samford (April 3, 2024) (6th inning)**
Opponent: **Charlie Condon and Slate Alford of Georgia - GM 2 (March 23, 2024) (3rd inning)**

Three+ Home Runs in the Same Inning

Alabama: **Miller, Petruz, Mizell and Lebron vs. Valparaiso (Feb. 24, 2024) (1st inning)**
Opponent: **Brock Wilken, Danny Corona and Bennett Lee of Wake Forest (June 11, 2023) (3rd inning)**

Home Run to Lead Off a Game

Alabama: **Gage Miller at Georgia - GM 2 (March 23, 2024)**
Opponent: **Corey Collins of Georgia (March 24, 2024)**

Home Run in Two Consecutive At-Bats

Alabama: **Will Hodo vs. South Carolina (March 30, 2024)**
Opponent: **Brock Wilken of Wake Forest (June 11, 2023)**

Home Run in Three Consecutive At-Bats

Alabama: **TJ McCants at Alabama State (March 19, 2024)**
Opponent: **Trevor Werner of Texas A&M (May 12, 2023)**

Pinch-Hit Home Run

Alabama: **Eric Foggo vs. LSU (May 8, 2022)**
Opponent: **Tim Rowe of Ole Miss (April 8, 2017)**

Home Run in 3+ Straight Games

Alabama: **Gage Miller (Feb. 23-25, 2024) (3 Games)**

Home Run in 4+ Straight Games

Alabama: **Andrew Pinckney (April 18-23, 2023) (4 Games)**

Home Run in 5+ Straight Games

Alabama: **Kent Matthes (Feb. 22-March 3, 2009) (6 Games)**

Home Run in 6 Straight Games

Alabama: **Kent Matthes (Feb. 22-March 3, 2009)**

Hit for the Cycle

Alabama: **Josh Rutledge at South Alabama (April 22, 2009)**

Stole 3 Bases in One Game

Alabama: **Brett Auerbach at UAB (March 10, 2020)**
Opponent: **Chris Stanfield of Auburn (May 25, 2023)**

Stole 4 Bases in One Game

Alabama: **Scott McClanahan vs. Miami (Ohio) (Feb. 18, 2001)**
Opponent: **Nick Crawford of UAB (March 24, 2009)**

Stole 5 Bases in One Game

Alabama: **Ted Williams vs. Samford (March 5, 1986)**

Stole Home (Straight Steal)

Alabama: **Alex Kubal vs. Southeast Missouri State (Feb. 20, 2009)**
Opponent: **Brandt Belk of Missouri (May 1, 2021)**

Stole Home (Double Steal)

Alabama: **Jim Jarvis (HP) and Drew Williamson (2B) vs. Auburn (April 16, 2023)**
Opponent: **Luke Heefner (HP) and Nathan Humphreys (2B) of Dallas Baptist (March 3, 2024)**

Perfect Game

Alabama: **Al Drumheller, John Collins and Brett Sullenberger at South Florida (March 31, 1993)**
Opponent: **Bruce Baudier of LSU (1967)**

Nine-Inning No-Hitter

Alabama: **Justin Kamplain, Jay Shaw and Geoffrey Bramblett vs. Mississippi Valley State (March 8, 2014)**

Seven-Inning No-Hitter

Alabama: **Vince Barrantine at Auburn (March 27, 1981)**
Opponent: **Robert Earl Sidell of Ole Miss (1962)**

Complete Game One-Hitter

Alabama: **Lance Cormier vs. Winthrop (March 4, 2001)**
Opponent: **Brandon Sproat of Florida (March 16, 2023)**

Complete Game Two-Hitter

Alabama: **Geoffrey Bramblett vs. Georgia Southern (June 1, 2014)**
Opponent: **Keaton McKinney of Arkansas (May 2, 2015)**

Complete Game Three-Hitter

Alabama: **Charley Sullivan vs. Tennessee (March 15, 2013)**
Opponent: **Dominic Niman of Kentucky (April 6, 2024)**

Recorded 10+ Strikeouts

Alabama: **10 by Ben Hess vs. Indiana (March 1, 2024)**
Opponent: **11 by Josh Hartle of Wake Forest (June 11, 2023)**

LAST TIME IT HAPPENED...

Recorded 15+ Strikeouts

Alabama: Wade LeBlanc (17) vs. McNeese State (March 4, 2005)
Opponent: Ethan Small (15) of Mississippi State (April 12, 2019)

Nine-Inning Complete Game

Alabama: Dylan Smith vs. Rider (June 5, 2021)
Opponent: **Dominic Niman of Kentucky (April 6, 2024)**

Seven-Inning Complete Game

Alabama: Adam Morgan vs. Tennessee (April 16, 2011)
Opponent: **Drew Beam of Tennessee (8 inn.) (March 16, 2024)**

Complete Game Shutout

Alabama: Sam Finnerty vs. South Carolina - GM 1 (April 5, 2019)
Opponent: **Dominic Niman of Kentucky (April 6, 2024)**

Combined Shutout

Alabama: **Ben Hess and Coulson Buchanan vs. Indiana (7 inn.) (March 1, 2024)**
Opponent: Jonathan Cannon, Luke Wagner, Chandler Marsh and Jack Gowen of Georgia (April 23, 2022)

Back-to-Back Shutouts

Alabama: **Ben Hess, Hagan Banks and Braylon Myers vs. Manhattan (Feb. 16, 2024)**
Quick, Farone, Adams, Morris and Heiberger vs. Manhattan (7 inn.) (Feb. 17, 2024)
Opponent: Pete Hansen, Travis Stehle, Jared Southland and Aaron Nixon of Texas (Feb. 25, 2022)
Tristan Stevens and Luke Harrison of Texas (Feb. 26, 2022)

Back-to-Back-to-Back Shutouts

Alabama: Taylor Guilbeau and Ray Castillo vs. Maryland Eastern Shore (Feb. 13, 2015)
Will Carter, Alex Watkins and J.C. Wilhite vs. Maryland Eastern Shore (Feb. 14, 2015)
Geoffrey Bramblett, Jay Shaw, Mitch Greer and Thomas Burrows vs. Maryland Eastern Shore (Feb. 15, 2015)

Back-to-Back Complete Games (9 Inn.)

Alabama: Jimmy Nelson vs. Ole Miss (May 15, 2010)
Nathan Kilcrease vs. Ole Miss (May 16, 2010)

Back-to-Back-to-Back Complete Games (9 Inn.)

Alabama: Jimmy Nelson vs. Ole Miss (May 15, 2010)
Nathan Kilcrease vs. Ole Miss (May 16, 2010)
Jimmy Nelson at Tennessee (May 20, 2010)

Back-to-Back Complete Games (7 Inn.)

Alabama: Bernard Robert at South Carolina (April 9, 2006) (DH)
Tommy Hunter at South Carolina (April 9, 2006) (DH)

Three Straight Complete Games

Alabama: Jimmy Nelson (May 14-25, 2010)
Manny Torres (April 16-30, 1999)

Four Straight Complete Games

Alabama: Wade LeBlanc (April 23-May 16, 2004)

Five Straight Complete Games

Alabama: Chris Eilers (March 18-April 14, 1995)

TEAM

Shutout

Alabama: **Alabama 12 vs. Indiana 0 (7 inn.) (March 1, 2024)**
Opponent: **Alabama 0 at Kentucky 7 (April 6, 2024)**

Scored 10-14 Runs

Alabama: **11 at Samford (April 3, 2024)**
Opponent: **10 by Kentucky (April 7, 2024)**

Scored 15-19 Runs

Alabama: **15 at Alabama State (March 19, 2024)**
Opponent: 15 by Columbia - GM 2 (March 11, 2023)

Scored 20-24 Runs

Alabama: **20 vs. Lipscomb - GM 1 (March 9, 2024)**
Opponent: 22 by Wake Forest (June 11, 2023)

Scored 25-29 Runs

Alabama: 25 vs. UIC (Feb. 27, 2010)
Opponent: 27 by Vanderbilt (1988); by Florida (1989)

Scored 30+ Runs

Alabama: 35 at Georgia Southern (March 23, 1984)
Opponent: Not on Record

Recorded 15-19 Hits

Alabama: **16 at UAB (10 inn.) (Feb. 27, 2024)**
Opponent: **16 by Kentucky (April 7, 2024)**

Recorded 20-24 Hits

Alabama: 22 at Arkansas (March 31, 2023)
Opponent: 22 by South Alabama (April 22, 2009)

Recorded 25-30 Hits

Alabama: 26 vs. Alabama A&M (March 17, 2009)
Opponent: 25 by South Carolina (May 1, 2010)

Recorded 30+ Hits

Alabama: 35 at Georgia Southern (March 23, 1984)
Opponent: 30 by Vanderbilt (April 17, 1988)

Scored 5 Runs in One Inning

Alabama: **vs. South Carolina (March 29, 2024) (3rd inning)**
Opponent: **Kentucky (April 7, 2024) (7th inning)**

Scored 6 Runs in One Inning

Alabama: **vs. Lipscomb - GM 1 (March 9, 2024) (6th inning)**
Opponent: Wake Forest (June 11, 2023) (8th inning)

Scored 7 Runs in One Inning

Alabama: **vs. South Carolina (March 29, 2024) (8th inning)**
Opponent: Texas A&M (April 2, 2022) (6th inning)

Scored 8 Runs in One Inning

Alabama: at Texas A&M (May 13, 2023) (5th inning)
Opponent: Ole Miss - GM 1 (March 26, 2021) (9th inning)

Scored 9 Runs in One Inning

Alabama: vs. Maryland Eastern Shore (Feb. 15, 2015) (7th inning)
Opponent: Auburn (May 5, 2019) (8th inning)

Scored 10 Runs in One Inning

Alabama: at Arkansas (March 19, 2021) (2nd inning)
Opponent: South Alabama (April 22, 2009) (3rd inning)

Scored 11 Runs in One Inning

Alabama: 11 vs. UAB (April 14, 2000) (7th inning)
Opponent: 11 by Columbia - GM 2 (March 11, 2023) (4th inning)

Scored 12+ Runs in One Inning

Alabama: 13 at Samford (April 9, 2019) (3rd inning)
Opponent: 12 by Florida (March 19, 1989) (6th inning)

Recorded 6 Hits in One Inning

Alabama: **vs. South Carolina (March 30, 2024) (9th inning)**
Opponent: Middle Tennessee (March 28, 2023) (4th inning)

Recorded 7 Hits in One Inning

Alabama: vs. Samford (April 13, 2021) (6th inning)
Opponent: **Kentucky (April 7, 2024) (7th inning)**

Recorded 8 Hits in One Inning

Alabama: at Arkansas (March 19, 2021) (2nd inning)
Opponent: Columbia - GM 2 (March 11, 2023) (4th inning)

Recorded 9 Hits in One Inning

Alabama: vs. Canisius (Feb. 16, 2007) (7th inning)
Opponent: South Alabama (April 4, 1989) (3rd inning)

Recorded 10 Hits in One Inning

Alabama: at UAB (April 14, 1999) (7th inning)
Opponent: Auburn (May 20, 1993) (SEC Tourney) (4th inning)

Recorded 11+ Hits in One Inning

Alabama: 11 at Samford (April 9, 2019) (3rd inning)
Opponent: 11 by Florida (1989)
11 by Miami (CWS) (June 2, 1996) (3rd inning)

Made 3 Errors in One Game

Alabama: **at Samford (April 3, 2024)**
Opponent: **Southern Miss (March 12, 2024)**

Made 4 Errors in One Game

Alabama: at Missouri (April 21, 2023)
Opponent: **Alabama State (March 19, 2024)**

Made 5 Errors in One Game

Alabama: vs. Texas A&M (April 13, 2017)
Opponent: Texas A&M (May 27, 2022)

Made 6 Errors in One Game

Alabama: at Texas-Arlington (March 2, 2008)
Opponent: Mississippi Valley State (April 1, 2009)

Made 8 Errors in One Game

Alabama: vs. Georgia (April 4, 1992)

Turned 3 Double Plays

Alabama: **at Georgia - GM 2 (March 23, 2024)**
Opponent: **Dallas Baptist (March 3, 2024)**

Turned 4 Double Plays

Alabama: vs. Tennessee (April 4, 2021)
Opponent: **Arizona (March 2, 2024)**

Turned 5 Double Plays

Alabama: vs. Auburn (April 15, 2023)
vs. Jacksonville State (Feb. 22, 2022)
vs. Kentucky (March 20, 2005)
vs. Huntingdon (April 27, 1990)

Turned a Triple Play

Alabama: at UAB (March 21, 2017)
Opponent: Middle Tennessee (Feb. 25, 1997)

2024 RESULTS



2024 Crimson Tide Baseball
Game Results for Alabama (as of Apr 11, 2024)
(All games)



Date	Opponent	Score	Inns	Overall	Conference	Pitcher of record	Attend	Time
Feb 16, 2024	MANHATTAN	w 4-0	9	1-0-0	0-0-0	Hess (W 1-0)	3255	2:22
Feb 17, 2024	MANHATTAN	w 15-0	7	2-0-0	0-0-0	Quick (W 1-0)	3718	2:24
Feb 18, 2024	MANHATTAN	w 11-8	9	3-0-0	0-0-0	Moza (W 1-0)	3325	2:44
Feb 20, 2024	MIDDLE TENNESSEE	w 6-1	9	4-0-0	0-0-0	Morris (W 1-0)	3271	2:36
Feb 21, 2024	ALABAMA STATE	w 12-0	7	5-0-0	0-0-0	Adams (W 1-0)	3343	2:00
Feb 23, 2024	VALPARAISO	w 14-2	7	6-0-0	0-0-0	Hess (W 2-0)	4329	2:04
Feb 24, 2024	VALPARAISO	w 13-3	7	7-0-0	0-0-0	Moza (W 2-0)	4505	2:00
Feb 25, 2024	VALPARAISO	w 11-1	7	8-0-0	0-0-0	Farone (W 1-0)	3829	2:20
Feb 27, 2024	at UAB	w 9-7	(10)	9-0-0	0-0-0	Heiberger (W 1-0)	2302	3:18
Mar 1, 2024	vs #20 Indiana	w 12-0	7	10-0-0	0-0-0	Hess (W 3-0)	4021	2:13
Mar 2, 2024	vs ARIZONA	w 7-6	9	11-0-0	0-0-0	Davis (W 1-0)	5007	2:44
Mar 3, 2024	vs #25 Dallas Baptist	L 5-7	(12)	11-1-0	0-0-0	Buchanan (L 0-1)	3918	3:25
Mar 6, 2024	TROY	w 8-7	9	12-1-0	0-0-0	Myers (W 1-0)	3245	3:02
Mar 9, 2024	LIPSCOMB-1	w 20-13	9	13-1-0	0-0-0	Fay (W 1-0)	-	3:30
Mar 9, 2024	LIPSCOMB-2	w 10-1	9	14-1-0	0-0-0	Farone (W 2-0)	3621	2:43
Mar 10, 2024	LIPSCOMB	w 10-5	9	15-1-0	0-0-0	Buchanan (W 1-1)	3163	3:11
Mar 12, 2024	at Southern Miss	L 7-9	9	15-2-0	0-0-0	Adams (L 1-1)	5560	2:38
* Mar 15, 2024	#5 TENNESSEE	L 3-11	9	15-3-0	0-1-0	Hess (L 3-1)	3801	2:57
* Mar 16, 2024	#5 TENNESSEE	w 6-3	9	16-3-0	1-1-0	Farone (W 3-0)	4619	2:27
* Mar 17, 2024	#5 TENNESSEE	w 7-6	9	17-3-0	2-1-0	Heiberger (W 2-0)	4563	2:42
Mar 19, 2024	at Alabama State	w 15-7	9	18-3-0	2-1-0	Adams (W 2-1)	676	3:07
* Mar 23, 2024	at Georgia-1	L 5-9	9	18-4-0	2-2-0	Moza (L 2-1)	3920	2:55
* Mar 23, 2024	at Georgia-2	L 5-6	9	18-5-0	2-3-0	Davis (L 1-1)	3604	2:49
* Mar 24, 2024	at Georgia	L 5-10	9	18-6-0	2-4-0	Banks (L 0-1)	3724	3:24
Mar 26, 2024	vs Belmont	w 6-3	9	19-6-0	2-4-0	Mitchell (W 1-0)	5062	2:49
* Mar 28, 2024	#10 SOUTH CAROLINA	w 4-3	9	20-6-0	3-4-0	Davis (W 2-1)	3750	2:38
* Mar 29, 2024	#10 SOUTH CAROLINA	w 13-6	9	21-6-0	4-4-0	George (W 1-0)	4723	2:56
* Mar 30, 2024	#10 SOUTH CAROLINA	L 8-9	9	21-7-0	4-5-0	Fay (L 1-1)	4536	2:50
Apr 3, 2024	at Samford	w 11-10	9	22-7-0	4-5-0	Snell (W 1-0)	813	3:29
* Apr 5, 2024	at #12 Kentucky	L 2-6	9	22-8-0	4-6-0	Hess (L 3-2)	2598	2:43
* Apr 6, 2024	at #12 Kentucky	L 0-7	9	22-9-0	4-7-0	Farone (L 3-1)	3866	2:27
* Apr 7, 2024	at #12 Kentucky	L 1-10	9	22-10-0	4-8-0	Adams (L 2-2)	3579	2:44
Apr 9, 2024	SOUTH ALABAMA	L 4-5	9	22-11-0	4-8-0	Moza (L 2-2)	3076	2:56

() extra inning game

2024 GAMES SUMMARY



2024 Crimson Tide Baseball
 Games Summary for Alabama (as of Apr 11, 2024)
 (All games)



Score by innings	1	2	3	4	5	6	7	8	9	EX	Total
Alabama	34	27	44	33	39	25	26	25	13	3	269
Opponents	17	12	27	13	27	32	27	12	11	3	181

Record when ...

Overall	22-11	After 6 leading	17-2
Conference	4-8 trailing	2-6
Non-Conference	18-3 tied	3-3
Home games	16-3	After 7 leading	11-1
Away games	3-7 trailing	2-8
Neutral site	3-1 tied	3-2
Day games	14-7	After 8 leading	16-0
Night games	8-4 trailing	0-9
vs Left starter	5-2 tied	0-2
vs Right starter	17-9		
1-Run games	5-3	Hit 0 home runs	6-5
2-Run games	1-2	... 1 home run	5-1
5+Run games	12-4	... 2+ home runs	11-5
Extra innings	1-1		
Shutouts	4-1	Opponent 0 home runs	9-0
	 1 home run	9-2
Scoring 0-2 runs	0-3 2+ HRs	4-9
..... 3-5 runs	2-6		
..... 6-9 runs	7-2	Made 0 errors	11-6
..... 10+ runs	13-0 1 error	4-3
	 2+ errors	7-2
Opponent 0-2 runs	8-0		
..... 3-5 runs	5-1	Opp. made 0 errors	5-7
..... 6-9 runs	7-7 1 error	7-3
..... 10+ runs	2-3 2+ errors	10-1
Scored in 1st inning	12-3	Out-hit opponent	18-4
Opp. scored in 1st	5-5	Out-hit by opponent	2-7
Scores first	16-4	Hits are tied	2-0
Opp. scores first	6-7		

Record when team scores:

Runs	0	1	2	3	4	5	6	7	8	9	10+
W-L	0-1	0-1	0-1	0-1	2-1	0-4	3-0	2-1	1-1	1-0	13-0

Record when opponent scores:

Runs	0	1	2	3	4	5	6	7	8	9	10+
W-L	4-0	3-0	1-0	4-0	0-0	1-1	3-2	3-2	1-0	0-3	2-3

Record when leading after:

Inn.	1	2	3	4	5	6	7	8
W-L	12-2	13-4	15-3	17-3	17-3	17-2	11-1	16-0

Record when trailing after:

Inn.	1	2	3	4	5	6	7	8
W-L	3-4	2-6	4-7	4-6	3-6	2-6	2-8	0-9

Record when tied after:

Inn.	1	2	3	4	5	6	7	8
W-L	7-5	7-1	3-1	1-2	2-2	3-3	3-2	0-2

Current losing streak: 4
 Longest winning streak: 11
 Longest losing streak: 4

Home attendance : 68672 (18 dates avg = 3815)
 Away attendance : 48650 (14 dates avg = 3475)
 Total attendance: 117322 (32 dates avg = 3666)

2024 TEAM GAME-BY-GAME [BATTING]

2024 Crimson Tide Baseball
Team Game-by-Game for Alabama (as of Apr 11, 2024)
Batting (All games)

Date	Opponent	ab	r	h	rbi	2b	3b	hr	tb	bb	ibb	sb	cs	hbp	sac	sf	gdp	k	po	a	e	lob	avg
Feb 16	MANHATTAN	30	4	6	3	2	0	0	8	2	0	3	0	2	0	0	0	7	27	5	0	6	.200
Feb 17	MANHATTAN	29	15	12	11	5	0	0	17	8	0	2	0	2	0	1	1	5	21	6	0	8	.305
Feb 18	MANHATTAN	35	11	14	9	1	0	5	30	5	0	0	0	1	0	0	0	8	27	6	3	6	.340
Feb 20	MIDDLE TENNESSEE	32	6	7	5	0	2	3	20	5	0	1	0	2	0	0	1	11	27	9	0	9	.310
Feb 21	ALABAMA STATE	26	12	10	11	1	0	1	14	8	0	1	0	2	0	0	2	6	21	6	1	6	.322
Feb 23	VALPARAISO	32	14	15	13	4	0	1	22	4	0	1	0	2	0	1	0	3	21	3	0	7	.348
Feb 24	VALPARAISO	32	13	14	11	1	1	4	29	4	0	1	0	1	0	1	0	6	21	9	1	7	.361
Feb 25	VALPARAISO	31	11	12	11	2	0	3	23	3	0	1	0	3	0	1	1	4	21	4	0	7	.364
Feb 27	at UAB	45	9	16	8	2	0	2	24	1	0	0	0	4	0	0	1	8	30	14	3	11	.363
Mar 1	vs Indiana	30	12	11	11	4	0	1	18	5	0	0	0	5	1	1	1	5	21	3	1	9	.363
Mar 2	vs ARIZONA	35	7	10	4	2	0	2	18	2	0	2	0	1	0	0	3	8	27	4	0	4	.356
Mar 3	vs Dallas Baptist	44	5	11	5	1	0	2	18	7	0	0	0	3	0	0	3	12	36	7	1	13	.344
Mar 6	TROY	32	8	9	6	3	0	1	15	6	0	2	0	2	0	2	0	7	27	9	1	10	.339
Mar 9	LIPSCOMB	37	20	14	19	3	0	5	32	12	0	0	0	3	0	1	0	6	27	6	0	9	.343
Mar 9	LIPSCOMB	32	10	13	9	4	0	0	17	10	0	0	0	2	0	2	0	7	27	7	0	12	.347
Mar 10	LIPSCOMB	34	10	11	9	1	0	0	12	7	0	1	0	5	0	1	0	8	27	5	0	13	.345
Mar 12	at Southern Miss	41	7	13	7	1	1	3	25	3	0	0	0	0	0	0	2	12	24	9	2	10	.343
*Mar 15	TENNESSEE	34	3	7	3	0	0	3	16	3	0	0	0	1	0	0	0	12	27	10	0	8	.336
*Mar 16	TENNESSEE	32	6	8	5	1	1	0	11	2	0	0	0	0	0	0	0	6	27	8	2	4	.331
*Mar 17	TENNESSEE	34	7	11	7	0	0	2	17	2	0	0	0	3	0	1	0	4	27	4	2	9	.331
Mar 19	at Alabama State	41	15	13	14	2	0	3	24	8	1	2	1	1	0	1	0	6	27	15	2	9	.330
*Mar 23	at Georgia	38	5	13	5	3	1	0	18	2	0	1	0	1	0	0	1	7	24	4	1	9	.331
*Mar 23	at Georgia	34	5	8	5	0	1	4	22	3	0	0	0	0	0	1	0	7	24	10	0	6	.327
*Mar 24	at Georgia	37	5	11	5	3	0	1	17	8	0	2	0	1	0	1	1	9	24	7	3	15	.325
Mar 26	vs Belmont	27	6	8	6	1	1	1	14	4	0	0	0	1	2	3	0	9	27	10	3	7	.324
*Mar 28	SOUTH CAROLINA	33	4	10	2	3	0	0	13	2	0	0	0	0	0	0	1	7	27	10	0	7	.324
*Mar 29	SOUTH CAROLINA	33	13	13	13	5	0	2	24	3	0	0	1	2	1	1	1	7	27	6	0	3	.326
*Mar 30	SOUTH CAROLINA	36	8	12	8	1	1	3	24	3	0	0	0	1	0	0	2	11	27	8	1	5	.326
Apr 3	at Samford	38	11	13	9	2	0	4	27	9	0	0	0	0	0	0	1	0	27	9	3	9	.327
*Apr 5	at Kentucky	33	2	7	2	3	0	0	10	1	0	0	0	1	2	0	0	5	24	6	0	8	.323
*Apr 6	at Kentucky	29	0	3	0	1	0	0	4	0	0	0	0	1	0	0	1	7	24	12	0	3	.317
*Apr 7	at Kentucky	30	1	5	1	2	0	0	7	2	0	0	0	0	1	0	1	8	24	10	0	5	.313
Apr 9	SOUTH ALABAMA	36	4	9	4	2	0	0	11	0	0	1	0	2	0	0	0	6	27	11	0	7	.311
Totals		1122	269	349	241	66	9	56	601	144	1	21	2	55	7	19	24	234	846	252	30	261	.311

2024 TEAM GAME-BY-GAME [PITCHING]

2024 Crimson Tide Baseball
 Team Game-by-Game for Alabama (as of Apr 11, 2024)
 Pitching (All games)

Date	Opponent	ip	h	r	er	bb	so	2b	3b	hr	wp	bk	hbp	dp	ibb	score	w-l	sv	era
Feb 16	MANHATTAN	9.0	2	0	0	4	15	0	0	0	0	0	0	0	0	4-0	1-0	0	0.00
Feb 17	MANHATTAN	7.0	1	0	0	1	10	0	0	0	0	0	1	1	0	15-0	2-0	0	0.00
Feb 18	MANHATTAN	9.0	10	8	3	3	13	2	0	0	0	0	3	1	0	11-8	3-0	1	1.08
Feb 20	MIDDLE TENNESSEE	9.0	6	1	1	2	12	0	0	0	0	0	0	1	0	6-1	4-0	2	1.06
Feb 21	ALABAMA STATE	7.0	4	0	0	2	6	1	0	0	1	0	0	1	0	12-0	5-0	2	0.88
Feb 23	VALPARAISO	7.0	5	2	2	2	6	3	0	0	1	0	0	0	0	14-2	6-0	2	1.12
Feb 24	VALPARAISO	7.0	3	3	2	2	7	2	0	1	2	0	2	0	0	13-3	7-0	2	1.31
Feb 25	VALPARAISO	7.0	5	1	1	3	10	1	0	0	0	0	1	0	0	11-1	8-0	2	1.31
Feb 27	at UAB	10.0	13	7	4	4	9	1	0	1	2	0	1	3	0	9-7	9-0	2	1.62
Mar 1	vs Indiana	7.0	1	0	0	1	13	0	0	0	0	0	0	0	0	12-0	10-0	3	1.48
Mar 2	vs ARIZONA	9.0	8	6	6	4	10	4	0	2	1	0	3	0	0	7-6	11-0	4	1.94
Mar 3	vs Dallas Baptist	12.0	12	7	6	3	16	1	0	4	1	0	1	0	0	5-7	11-1	4	2.25
Mar 6	TROY	9.0	11	7	6	3	7	0	0	1	0	0	1	1	0	8-7	12-1	5	2.56
Mar 9	LIPSCOMB	9.0	12	13	13	8	9	1	0	3	0	0	4	1	0	20-13	13-1	6	3.36
Mar 9	LIPSCOMB	9.0	4	1	1	0	11	0	0	1	0	0	0	0	0	10-1	14-1	6	3.19
Mar 10	LIPSCOMB	9.0	11	5	5	3	5	2	0	2	0	0	3	0	0	10-5	15-1	6	3.31
Mar 12	at Southern Miss	8.0	11	9	7	3	5	4	0	2	0	0	1	0	0	7-9	15-2	6	3.56
*Mar 15	TENNESSEE	9.0	12	11	11	7	11	2	1	3	1	0	1	0	0	3-11	15-3	6	4.00
*Mar 16	TENNESSEE	9.0	8	3	3	1	7	3	0	2	0	0	1	0	0	6-3	16-3	6	3.94
*Mar 17	TENNESSEE	9.0	10	6	5	4	9	3	0	0	0	0	0	0	0	7-6	17-3	7	4.00
Mar 19	at Alabama State	9.0	10	7	7	3	5	3	0	1	2	0	2	0	0	15-7	18-3	7	4.15
*Mar 23	at Georgia	8.0	12	9	9	4	10	1	0	4	1	0	4	0	1	5-9	18-4	7	4.40
*Mar 23	at Georgia	8.0	9	6	6	5	3	0	0	3	0	0	1	3	0	5-6	18-5	7	4.50
*Mar 24	at Georgia	8.0	13	10	10	3	6	1	0	4	0	1	0	1	1	5-10	18-6	7	4.76
Mar 26	vs Belmont	9.0	6	3	1	8	10	0	1	1	0	0	2	2	0	6-3	19-6	8	4.61
*Mar 28	SOUTH CAROLINA	9.0	8	3	3	4	10	5	0	1	1	0	0	1	1	4-3	20-6	8	4.54
*Mar 29	SOUTH CAROLINA	9.0	6	6	5	11	14	0	0	1	2	0	1	1	0	13-6	21-6	8	4.56
*Mar 30	SOUTH CAROLINA	9.0	10	9	.7	4	8	3	0	1	4	0	1	0	1	8-9	21-7	8	4.65
Apr 3	at Samford	9.0	15	10	8	4	13	2	0	1	5	0	2	0	0	11-10	22-7	9	4.77
*Apr 5	at Kentucky	8.0	5	6	6	7	11	1	0	1	2	0	2	0	0	2-6	22-8	9	4.83
*Apr 6	at Kentucky	8.0	6	7	7	7	7	2	0	2	0	0	1	0	0	0-7	22-9	9	4.92
*Apr 7	at Kentucky	8.0	16	10	10	4	4	4	0	2	0	0	1	0	0	1-10	22-10	9	5.11
Apr 9	SOUTH ALABAMA	9.0	10	5	5	5	9	2	0	2	1	0	0	0	0	4-5	22-11	9	5.11
Totals		282.0	275	181	160	129	301	54	2	46	27	1	40	17	4	269-181	22-11	9	5.11

2024 CUMULATIVE STATS



2024 Crimson Tide Baseball
Overall Statistics for Alabama (as of Apr 11, 2024)
 (All games Sorted by Batting avg)



Record: 22-11 Home: 16-3 Away: 3-7 Neutral: 3-1 Conference: 4-8

Player	avg	gp-gs	ab	r	h	2b	3b	hr	rbi	tb	slg%	bb	hp	so	gdp	ob%	sf	sh	sb-att	po	a	e	fld%	
Gage Miller	.417	32-32	127	51	53	8	2	13	41	104	.819	15	12	16	2	.506	4	0	0-0	23	50	5	.936	
Bryce Eblin	.365	22-21	74	23	27	3	2	4	16	46	.622	6	3	6	1	.434	0	0	4-4	23	39	2	.969	
Ian Petruz	.349	33-33	126	23	44	10	1	4	28	68	.540	19	6	15	6	.457	0	0	1-1	47	2	4	.925	
Justin Lebron	.327	33-33	113	29	37	3	0	5	18	55	.487	14	9	27	1	.435	2	0	5-5	40	73	7	.942	
TJ McCants	.308	33-33	143	29	44	12	1	12	36	94	.657	13	4	40	6	.379	1	0	10-11	85	1	0	1.000	
Will Hodo	.296	33-32	115	33	34	7	0	8	24	65	.565	20	3	31	1	.413	0	0	1-1	213	6	4	.982	
Evan Sleight	.292	33-33	130	26	38	8	2	5	26	65	.500	14	4	34	3	.373	2	1	0-0	66	1	0	1.000	
Mac Guscette	.288	26-24	80	16	23	4	0	0	18	27	.338	4	10	7	1	.385	2	2	0-0	212	19	1	.996	
Mason Swinney	.271	21-14	48	10	13	3	0	0	6	16	.333	15	2	17	0	.448	2	1	0-1	20	21	1	.976	

Parker Picot	.500	3-0	2	0	1	0	0	0	0	1	.500	0	0	1	0	.500	0	0	0-0	0	0	0	.000	
Kade Snell	.283	16-13	53	9	15	3	0	3	13	27	.509	8	0	8	2	.371	1	0	0-0	7	2	1	.900	
Kameron Guangorena	.231	12-8	26	5	6	2	0	0	5	8	.308	3	0	4	1	.290	2	0	0-0	78	4	0	1.000	
Coleman Mizell	.211	9-5	19	5	4	1	0	1	3	8	.421	4	0	5	0	.348	0	0	0-0	0	0	0	.000	
Max Grant	.200	10-6	15	1	3	0	0	1	2	6	.400	0	0	5	0	.200	0	2	0-0	14	8	0	1.000	
William Hamiter	.185	17-5	27	6	5	2	1	0	2	9	.333	3	1	6	0	.281	1	0	0-0	0	0	0	.000	
Will Portera	.182	16-2	11	2	2	0	0	0	2	2	.182	2	0	4	0	.267	2	0	0-0	5	6	0	1.000	
Camden Hayslip	.000	7-2	11	0	0	0	0	0	1	0	.000	2	0	6	0	.154	0	0	0-0	0	0	0	.000	
Luke Vaughn	.000	6-1	2	1	0	0	0	0	0	0	.000	2	1	2	0	.600	0	1	0-0	9	1	0	1.000	
Totals	.311	33	1122	269	349	66	9	56	241	601	.536	144	55	234	24	.409	19	7	21-23	846	252	30	.973	
Opponents	.253	33	1085	181	275	54	2	46	172	471	.434	129	40	301	13	.352	9	9	34-49	818	260	37	.967	

LOB - Team (261), Opp (245). DPs turned - Team (17), Opp (29). CI - Team (0), Opp (1). IBB - Team (1), McCants 1, Opp (4).
 Picked off - Lebron 1.

(All games Sorted by Earned run avg)

Player	era	w-l	app	gs	cg	sho	sv	ip	h	r	er	bb	so	2b	3b	hr	b/avg	wp	hp	bk	sfa	sha		
Greg Farone	3.28	3-1	9	8	0	0/1	0	35.2	30	13	13	11	38	4	0	6	.226	2	1	0	1	0		
Tyler Fay	4.56	1-1	14	0	0	0/0	1	25.2	23	15	13	8	23	7	0	3	.228	3	8	0	0	1		
Zane Adams	4.85	2-2	10	7	0	0/2	0	26.0	30	19	14	11	20	7	0	1	.280	4	0	0	3	1		
Ben Hess	6.03	3-2	8	8	0	0/2	0	34.1	26	23	23	20	57	3	0	7	.210	3	5	0	0	1		
Aidan Moza	10.45	2-2	12	3	0	0/0	1	20.2	29	30	24	15	29	11	1	7	.341	5	4	0	2	3		

Riley Quick	0.00	1-0	1	1	0	0/1	0	3.0	0	0	0	1	5	0	0	0	.000	0	1	0	0	0		
Jackson Baker	0.00	0-0	1	0	0	0/0	0	1.0	0	0	0	0	1	0	0	0	.000	1	1	0	0	0		
Jansen Kenty	1.08	0-0	8	0	0	0/1	0	8.1	3	1	1	3	4	1	0	0	.115	0	1	0	0	0		
Braylon Myers	1.83	1-0	11	0	0	0/1	1	19.2	13	4	4	8	13	1	0	2	.186	1	3	0	1	0		
Sam Mitchell	4.50	1-0	3	0	0	0/0	0	4.0	4	2	2	1	1	1	0	0	.267	0	0	0	0	0		
Hagan Banks	5.14	0-1	4	3	0	0/1	0	7.0	7	4	4	3	9	0	0	2	.269	0	0	0	0	0		
Pierce George	5.23	1-0	10	0	0	0/1	0	10.1	8	6	6	10	10	2	0	0	.242	3	2	1	1	1		
Austin Morris	5.23	1-0	7	0	0	0/1	0	10.1	9	6	6	7	12	3	0	0	.237	2	2	0	0	0		
Kade Snell	5.29	1-0	6	3	0	0/0	0	17.0	22	11	10	5	18	3	1	6	.306	0	3	0	0	1		
Alton Davis II	5.82	2-1	12	0	0	0/0	4	17.0	19	13	11	10	22	4	0	4	.279	1	5	0	1	1		
Coulson Buchanan	6.05	1-1	14	0	0	0/1	1	19.1	21	13	13	8	17	2	0	3	.266	2	0	0	0	0		
Matthew Heiberger	6.48	2-0	13	0	0	0/2	1	16.2	23	14	12	4	18	4	0	2	.319	0	3	0	0	0		
Zane Probst	7.50	0-0	5	0	0	0/0	0	6.0	8	7	5	4	4	1	0	3	.320	0	1	0	0	0		
Totals	5.11	22-11	33	33	0	4/4	9	282.0	275	181	160	129	301	54	2	46	.253	27	40	1	9	9		
Opponents	7.95	11-22	33	33	2	1/0	5	272.2	349	269	241	144	234	66	9	56	.311	36	55	3	19	7		

PB - Team (2), Guscette 2, Opp (8). Pickoffs - Team (2), Myers 1, Adams 1, Opp (1). SBA/ATT - Guscette (24-35), Farone (6-9),
 Guangorena (7-7), Hess (4-6), George (3-4), Morris (3-4), Adams (4-4), Myers (3-4), Vaughn (3-3), Banks (2-3), Heiberger
 (2-3), Davis (1-2), Kenty (0-2), Moza (2-2), Probst (1-2), Fay (2-2), Buchanan (0-1), Snell (1-1).

2024 CUMULATIVE STATS



2024 Crimson Tide Baseball
Overall Statistics for Alabama (as of Apr 11, 2024)
(All games Sorted by Fielding pct)

Player	c	po	a	e	fld%	dp	sba	csb	sba%	pb	ci
TJ McCants	86	85	1	0	1.000	0	0	0	---	0	0
Kameron Guangorena	82	78	4	0	1.000	0	7	0	1.000	0	0
Evan Sleight	67	66	1	0	1.000	0	0	0	---	0	0
Max Grant	22	14	8	0	1.000	0	0	0	---	0	0
Will Portera	11	5	6	0	1.000	3	0	0	---	0	0
Luke Vaughn	10	9	1	0	1.000	0	3	0	1.000	0	0
Aidan Moza	3	0	3	0	1.000	0	2	0	1.000	0	0
Zane Adams	2	0	2	0	1.000	0	4	0	1.000	0	0
Ben Hess	2	0	2	0	1.000	0	4	2	.667	0	0
Jansen Kenty	1	0	1	0	1.000	0	0	2	.000	0	0
Alton Davis II	1	0	1	0	1.000	0	1	1	.500	0	0
Hagan Banks	1	0	1	0	1.000	0	2	1	.667	0	0
Greg Farone	1	0	1	0	1.000	0	6	3	.667	0	0
Braylon Myers	1	0	1	0	1.000	0	3	1	.750	0	0
Mac Gussette	232	212	19	1	.996	0	24	11	.686	2	0
Will Hodo	223	213	6	4	.982	15	0	0	---	0	0
Mason Swinney	42	20	21	1	.976	5	0	0	---	0	0
Bryce Eblin	64	23	39	2	.969	4	0	0	---	0	0
Justin Lebron	120	40	73	7	.942	11	0	0	---	0	0
Gage Miller	78	23	50	5	.936	5	0	0	---	0	0
Ian Petruz	53	47	2	4	.925	0	0	0	---	0	0
Kade Snell	10	7	2	1	.900	1	1	0	1.000	0	0
Tyler Fay	6	3	2	1	.833	0	2	0	1.000	0	0
Austin Morris	4	1	2	1	.750	0	3	1	.750	0	0
Matthew Heiberger	3	0	2	1	.667	0	2	1	.667	0	0
Zane Probst	2	0	1	1	.500	0	1	1	.500	0	0
Coulson Buchanan	1	0	0	1	.000	0	0	1	.000	0	0
Jackson Baker	0	0	0	0	.000	0	0	0	---	0	0
Pierce George	0	0	0	0	.000	0	3	1	.750	0	0
Coleman Mizell	0	0	0	0	.000	0	0	0	---	0	0
Sam Mitchell	0	0	0	0	.000	0	0	0	---	0	0
Riley Quick	0	0	0	0	.000	0	0	0	---	0	0
Camden Hayslip	0	0	0	0	.000	0	0	0	---	0	0
Parker Picot	0	0	0	0	.000	0	0	0	---	0	0
William Hamiter	0	0	0	0	.000	0	0	0	---	0	0
Totals	1128	846	252	30	.973	17	34	15	.694	2	0
Opponents	1115	818	260	37	.967	29	21	2	.913	8	1

Hitting minimums - 1 Games 50% of Games 1.0 AB/Game
 Pitching minimums - 5 Games 20 IP

2024 CUMULATIVE SEC STATS



2024 Crimson Tide Baseball
Conference statistics for Alabama (as of Apr 11, 2024)
(Conference games only Sorted by Batting avg)



Record: 4-8 Home: 4-2 Away: 0-6 Conference: 4-8

Player	avg	gp-gs	ab	r	h	2b	3b	hr	rbi	tb	slg%	bb	hp	so	gdp	ob%	sf	sh	sb-att	po	a	e	fld%	
Ian Petruz	.404	12-12	47	4	19	4	0	2	11	29	.617	5	1	5	2	.472	0	0	0-0	19	2	0	1.000	
Will Hodo	.349	12-12	43	10	15	3	0	4	6	30	.698	4	0	13	0	.404	0	0	0-0	81	1	1	.988	
Gage Miller	.333	12-12	45	14	15	3	2	3	11	31	.689	8	3	2	0	.456	1	0	0-0	9	17	2	.929	
Justin Lebron	.333	12-12	42	6	14	0	0	1	3	17	.405	3	1	11	0	.391	0	0	0-0	16	32	3	.941	
Kade Snell	.333	8-7	30	6	10	3	0	2	6	19	.633	1	0	4	2	.355	0	0	0-0	0	0	0	.000	
TJ McCants	.212	12-12	52	4	11	3	0	1	5	17	.327	2	2	18	2	.268	0	0	3-4	30	0	0	1.000	
Evan Sleight	.204	12-12	49	5	10	3	0	1	5	16	.327	1	1	16	1	.231	1	0	0-0	32	1	0	1.000	
Mac Guscette	.171	12-12	35	3	6	2	0	0	4	8	.229	3	2	4	1	.268	1	2	0-0	93	14	1	.991	
William Hamiter	.105	11-4	19	3	2	1	1	0	2	5	.263	2	1	4	0	.217	1	0	0-0	0	0	0	.000	

Bryce Eblin	.250	5-5	16	2	4	0	1	0	1	6	.375	0	0	1	0	.250	0	0	0-0	6	8	1	.933	
Max Grant	.111	4-4	9	1	1	0	0	1	2	4	.444	0	0	4	0	.111	0	2	0-0	4	6	0	1.000	
Mason Swinney	.100	6-3	10	0	1	0	0	0	0	1	.100	1	0	4	0	.182	0	0	0-0	9	7	0	1.000	
Will Portera	.000	5-1	5	0	0	0	0	0	0	0	.000	1	0	3	0	.167	0	0	0-0	3	2	0	1.000	
Coleman Mizell	.000	1-0	1	0	0	0	0	0	0	0	.000	0	0	1	0	.000	0	0	0-0	0	0	0	.000	
Luke Vaughn	.000	1-0	0	0	0	0	0	0	0	0	.000	0	0	0	0	.000	0	0	0-0	1	0	0	1.000	
Kameron Guangorena	.000	1-0	0	1	0	0	0	0	0	0	.000	0	0	0	0	.000	0	0	0-0	2	0	0	1.000	
Totals	.268	12	403	59	108	22	4	15	56	183	.454	31	11	90	8	.334	4	4	3-4	306	95	9	.978	
Opponents	.286	12	402	86	115	25	1	24	82	214	.532	61	13	100	6	.395	3	5	13-20	312	102	7	.983	

LOB - Team (82), Opp (92). DPs turned - Team (6), Opp (8). IBB - Team (0), Opp (4).

(Conference games only Sorted by Earned run avg)

Player	era	w-l	app	gs	cg	sho	sv	ip	h	r	er	bb	so	2b	3b	hr	b/avg	wp	hp	bk	sfa	sha
Jansen Kenty	0.00	0-0	3	0	0	0/0	0	3.1	0	0	0	1	2	0	0	0	.000	0	0	0	0	0
Coulson Buchanan	3.18	0-0	4	0	0	0/0	0	5.2	6	2	2	2	3	0	0	1	.286	0	0	0	0	0
Braylon Myers	3.24	0-0	4	0	0	0/0	0	8.1	6	3	3	6	6	0	0	2	.194	1	1	0	0	0
Greg Farone	4.50	1-1	4	4	0	0/0	0	20.0	19	10	10	9	17	4	0	5	.250	2	0	0	1	0
Matthew Heiberger	5.19	1-0	6	0	0	0/0	0	8.2	13	6	5	1	4	3	0	2	.333	0	1	0	0	0
Tyler Fay	7.45	0-1	6	0	0	0/0	0	9.2	11	9	8	3	10	4	0	2	.275	2	4	0	0	1
Zane Adams	7.88	0-1	3	2	0	0/0	0	8.0	10	7	7	3	7	4	0	0	.313	0	0	0	1	1
Ben Hess	9.35	0-2	4	4	0	0/0	0	17.1	16	18	18	14	29	1	0	5	.242	3	4	0	0	1
Pierce George	9.53	1-0	6	0	0	0/0	0	5.2	5	6	6	7	5	1	0	0	.294	2	1	1	1	1
Alton Davis II	9.53	1-1	4	0	0	0/0	0	5.2	10	6	6	5	4	3	0	2	.385	0	0	0	0	0
Hagan Banks	10.80	0-1	2	2	0	0/0	0	3.1	6	4	4	1	3	0	0	2	.400	0	0	0	0	0
Kade Snell	18.00	0-0	1	0	0	0/0	0	1.0	2	2	2	1	1	2	0	0	.400	0	0	0	0	0
Aidan Moza	20.25	0-1	5	0	0	0/0	1	5.1	11	13	12	8	9	3	1	3	.440	1	2	0	0	1
Totals	7.24	4-8	12	12	0	0/0	1	102.0	115	86	82	61	100	25	1	24	.286	11	13	1	3	5
Opponents	5.02	8-4	12	12	2	1/0	2	104.0	108	59	58	31	90	22	4	15	.268	9	11	1	4	4

PB - Team (2), Guscette 2, Opp (3). Pickoffs - Team (1), Adams 1. SBA/ATT - Guscette (13-20), Farone (2-4), George (3-4), Adams (3-3), Davis (1-2), Hess (1-2), Myers (1-1), Fay (1-1), Moza (1-1), Kenty (0-1), Buchanan (0-1).

2024 CUMULATIVE SEC STATS



2024 Crimson Tide Baseball
Conference statistics for Alabama (as of Apr 11, 2024)
(Conference games only Sorted by Fielding pct)

Player	c	po	a	e	fld%	dp	sba	csb	sba%	pb	ci
Evan Sleight	33	32	1	0	1.000	0	0	0	---	0	0
TJ McCants	30	30	0	0	1.000	0	0	0	---	0	0
Ian Petruz	21	19	2	0	1.000	0	0	0	---	0	0
Mason Swinney	16	9	7	0	1.000	2	0	0	---	0	0
Max Grant	10	4	6	0	1.000	0	0	0	---	0	0
Will Portera	5	3	2	0	1.000	2	0	0	---	0	0
Zane Adams	2	0	2	0	1.000	0	3	0	1.000	0	0
Kameron Guangorena	2	2	0	0	1.000	0	0	0	---	0	0
Matthew Heiberger	1	0	1	0	1.000	0	0	0	---	0	0
Greg Farone	1	0	1	0	1.000	0	2	2	.500	0	0
Ben Hess	1	0	1	0	1.000	0	1	1	.500	0	0
Luke Vaughn	1	1	0	0	1.000	0	0	0	---	0	0
Mac Guscette	108	93	14	1	.991	0	13	7	.650	2	0
Will Hodo	83	81	1	1	.988	6	0	0	---	0	0
Justin Lebron	51	16	32	3	.941	5	0	0	---	0	0
Bryce Eblin	15	6	8	1	.933	0	0	0	---	0	0
Gage Miller	28	9	17	2	.929	1	0	0	---	0	0
Tyler Fay	2	1	0	1	.500	0	1	0	1.000	0	0
Aidan Moza	0	0	0	0	.000	0	1	0	1.000	0	0
Coulson Buchanan	0	0	0	0	.000	0	0	1	.000	0	0
Hagan Banks	0	0	0	0	.000	0	0	0	---	0	0
Braylon Myers	0	0	0	0	.000	0	1	0	1.000	0	0
William Hamiter	0	0	0	0	.000	0	0	0	---	0	0
Alton Davis II	0	0	0	0	.000	0	1	1	.500	0	0
Pierce George	0	0	0	0	.000	0	3	1	.750	0	0
Coleman Mizell	0	0	0	0	.000	0	0	0	---	0	0
Kade Snell	0	0	0	0	.000	0	0	0	---	0	0
Jansen Kenty	0	0	0	0	.000	0	0	1	.000	0	0
Totals	410	306	95	9	.978	6	13	7	.650	2	0
Opponents	421	312	102	7	.983	8	3	1	.750	3	0

Hitting minimums - 1 Games 50% of Games 1.0 AB/Game
 Pitching minimums - 5 Games 20 IP

2024 TEAM MISCELLANEOUS STATS [OVERALL]



2024 Crimson Tide Baseball
Miscellaneous Stats for Alabama (as of Apr 11, 2024)
(All games)



Multiple Hit Games	2	3	4	5+	Total
Gage Miller	9	7	1	-	17
Ian Petruz	12	3	-	-	15
TJ McCants	10	1	1	-	12
Justin Lebron	9	2	-	-	11
Evan Sleight	7	3	-	-	10
Will Hodo	7	3	-	-	10
Mac Guscette	4	3	-	-	7
Bryce Eblin	4	3	-	-	7
Kade Snell	2	1	-	-	3
Mason Swinney	1	1	-	-	2
Kameron Guangorena	1	-	-	-	1
William Hamiter	1	-	-	-	1
TEAM	67	27	2	0	96

Multiple RBI Games	2	3	4	5+	Total
Gage Miller	6	5	-	1	12
TJ McCants	4	2	-	2	8
Evan Sleight	2	4	1	-	7
Will Hodo	5	-	-	1	6
Ian Petruz	3	2	-	1	6
Kade Snell	4	1	-	-	5
Justin Lebron	3	-	1	-	4
Bryce Eblin	3	1	-	-	4
Mac Guscette	2	1	1	-	4
Coleman Mizell	1	-	-	-	1
Kameron Guangorena	-	1	-	-	1
TEAM	33	17	3	5	58

Hitting Streaks	Longest	Current
TJ McCants	22	1
Gage Miller	16	2
Bryce Eblin	13	-
Kade Snell	9	-
Ian Petruz	8	1
Will Hodo	7	2
Evan Sleight	6	1
Mason Swinney	6	-
Justin Lebron	6	-
Mac Guscette	4	1
Kameron Guangorena	4	4
Will Portera	2	-
Coleman Mizell	2	-
Max Grant	2	-
William Hamiter	1	-
Parker Picot	1	1

Reached Base Streaks	Longest	Current
Gage Miller	32	32
TJ McCants	22	1
Ian Petruz	19	1
Evan Sleight	17	1
Bryce Eblin	13	-
Mason Swinney	13	-
Justin Lebron	12	2
Kade Snell	11	-
Will Hodo	9	2
Coleman Mizell	6	-
Mac Guscette	4	1
Kameron Guangorena	4	4
William Hamiter	4	-
Camden Hayslip	2	-
Luke Vaughn	2	2
Will Portera	2	-
Max Grant	2	-
Parker Picot	1	1

2024 TEAM MISCELLANEOUS STATS [SEC]



2024 Crimson Tide Baseball
Miscellaneous Stats for Alabama (as of Apr 11, 2024)
(Conference games only)



Multiple Hit Games	2	3	4	5+	Total
Ian Petruz	7	1	-	-	8
Will Hodo	4	1	-	-	5
Gage Miller	3	2	-	-	5
Justin Lebron	4	-	-	-	4
TJ McCants	3	-	-	-	3
Kade Snell	2	1	-	-	3
Evan Sleight	1	1	-	-	2
Mac Guscette	1	-	-	-	1
TEAM	25	6	0	0	31

Multiple RBI Games	2	3	4	5+	Total
Gage Miller	2	2	-	-	4
Kade Snell	1	1	-	-	2
Ian Petruz	1	-	-	1	2
Evan Sleight	-	1	-	-	1
Justin Lebron	1	-	-	-	1
Will Hodo	1	-	-	-	1
TEAM	6	4	0	1	11

Hitting Streaks	Longest	Current
Justin Lebron	9	1
Ian Petruz	6	-
Will Hodo	5	1
Kade Snell	5	1
Gage Miller	5	1
Evan Sleight	4	-
TJ McCants	4	-
Bryce Eblin	4	-
Mac Guscette	2	1
Max Grant	1	-
Mason Swinney	1	1
William Hamiter	1	-

Reached Base Streaks	Longest	Current
Gage Miller	12	12
Ian Petruz	11	-
Justin Lebron	9	1
Evan Sleight	8	-
TJ McCants	5	-
Kade Snell	5	1
Will Hodo	5	1
Bryce Eblin	4	-
William Hamiter	4	-
Mac Guscette	2	1
Max Grant	1	-
Will Portera	1	-
Mason Swinney	1	1

UNIVERSITY OF ALABAMA / CRIMSON TIDE / BASEBALL



1
JUSTIN LEBRON
INF R-R • 6-2 • 175 • Fr.
Miramar, Fla.
Archbishop Edward McCarthy



2
MASON SWINNEY
INF R-R • 6-2 • 190 • So.
Phil Campbell, Ala.
Phil Campbell



3
EVAN SLEIGHT
OF L-R • 6-1 • 230 • Gr.
Framingham, Mass.
Rutgers/UVA/Belmont Hill School



4
RILEY QUICK
RHP R-R • 6-6 • 255 • So.
Trussville, Ala.
Hewitt-Trussville



6
MAX GRANT
INF L-R • 6-0 • 200 • Sr.
Frederickton, New Brunswick
Cansius/Vauxhall Academy



8
TYLER FAY
RHP R-R • 6-5 • 215 • R-Fr.
Doniphan, Neb.
Grand Island Senior



9
MAC GUSCETTE
C R-R • 6-0 • 190 • Sr.
Nokomis, Fla.
Florida/Venice



10
JOEY RUBIN
INF R-R • 5-9 • 180 • Jr.
Charlton, Mass.
Rollins College/St. Peter Marian



11
WILLIAM HAMITER
OF L-R • 5-11 • 195 • Gr.
Tuscaloosa, Ala.
Northridge



12
GAGE MILLER
INF R-R • 6-0 • 200 • Jr.
Palmyra, Pa.
Bishop State C.C./Palmyra Area



13
BRYCE EBLIN
INF L-R • 5-11 • 185 • Sr.
Greenwood, Ind.
Center Grove




15
COLEMAN MIZELL
OF L-L • 6-3 • 230 • Fr.
Hartselle, Ala.
Hartselle




17
KAMERON GUANGORENA
C L-R • 6-0 • 195 • Gr.
Whittier, Calif.
Coastal Carolina/CSF/St. John Bosco



18
WILL HODO
INF/OF L-R • 6-3 • 230 • Jr.
Waynesboro, Miss.
Wayne Academy



19
ZANE PROBST
RHP R-R • 6-4 • 210 • Sr.
Mill Hall, Pa.
Seton Hall/Central Mountain



20
ZANE ADAMS
LHP L-L • 6-4 • 195 • Fr.
Porter, Texas
Porter



21
IAN PETRUZ
OF L-L • 6-0 • 210 • Jr.
Mantua, N.J.
Maryland/Bishop Eustace Prep



22
CAMDEN HAYSLIP
OF L-L • 6-2 • 215 • Jr.
Lebanon, Tenn.
Friendship Christian



23
AIDAN MOZA
RHP L-R • 6-1 • 190 • Jr.
Dallas, Ga.
UAB/North Cobb Christian



26
GREG FARONE
LHP L-L • 6-6 • 240 • Sr.
Schenectady, N.Y.
Louisville/Herkimer Col./Schenectady



27
BEN HESS
RHP R-R • 6-5 • 255 • Jr.
Charleston, Ill.
Charleston



28
KADE SNELL
LHP/INF L-L • 6-1 • 220 • R-Jr.
Dothan, Ala.
Wallace State C.C./Auburn/Wicksburg




29
EVAN HAEGER
OF L-L • 6-2 • 200 • Fr.
New Hudson, Mich.
Detroit Catholic Central



31
WILL PORTERA
C/INF S-R • 5-10 • 185 • R-Jr.
Memphis, Tenn.
Memphis University School



32
BRAYLON MYERS
RHP L-R • 6-2 • 205 • Jr.
Bessemer, Ala.
Oak Grove



33
ARISTON VEASEY
RHP/JUL R-R • 6-1 • 175 • Fr.
Tyrone, Ga.
Starr's Mill



35
JANSEN KENTY
LHP L-L • 6-0 • 195 • Fr.
Newnan, Ga.
East Coweta



36
HAGAN BANKS
RHP R-R • 6-4 • 210 • Jr.
Plainville, Ga.
Calhoun



37
WILL PLATTNER
C R-R • 6-1 • 215 • So.
Springfield, Ill.
Ole Miss/Glenwood



38
LUKE VAUGHN
C R-R • 6-2 • 200 • Fr.
Cincinnati, Ohio
Elder



39
SAM MITCHELL
RHP R-R • 6-7 • 230 • Fr.
Madison, Ala.
Bob Jones



40
MATTHEW HEIBERGER
LHP L-L • 6-3 • 205 • Fr.
Birmingham, Ala.
Oak Mountain



42
ALTON DAVIS II
LHP L-L • 6-5 • 185 • So.
Hueytown, Ala.
Hueytown




43
PARKER PICOT
OF/INF R-R • 6-2 • 210 • Fr.
Rochester Hills, Mich.
Rochester Adams



44
T.J. MCCANTS
OF/INF L-R • 6-3 • 200 • Sr.
Cantonment, Fla.
Ole Miss/Pensacola Catholic



46
COULSON BUCHANAN
RHP R-R • 5-10 • 200 • Jr.
Sugar Hill, Ga.
Wofford/North Gwinnett




48
BOBBY ALCOCK
RHP R-R • 6-5 • 245 • R-Jr.
Lynn, Mass.
Gardner-Webb/The Winchendon School



50
PIERCE GEORGE
RHP R-R • 6-6 • 240 • So.
Austin, Texas
Texas/Lake Travis



52
JACKSON BAKER
RHP R-R • 6-1 • 175 • Fr.
Austin, Texas
Lake Travis



99
AUSTIN MORRIS
RHP R-R • 6-4 • 210 • R-Fr.
Warrior, Ala.
Mortimer Jordan



ROB VAUGHN
1st Year Head Coach
Kansas State, 2009



JASON JACKSON
7th Year Associate Head Coach
Florida State, 2000



MIKE MORRISON
1st Year Assistant Coach
Coastal Carolina, 2016



ANTHONY PAPIO
1st Year Assistant Coach
Maryland, 2015



JENNY SANDERS
3rd Year Director of Operations
Alabama, 2008



BRETT PRICE
6th Year Strength & Conditioning
Troy, 2013



SEAN STRYKER
7th Year Athletic Trainer
Penn State, 2012