



LOUISIANA TECH

2023 BULLDOG BASEBALL

GAMES 13-15 at ARKANSAS | MARCH 10-12 | BAUM-WALKER STADIUM | FAYETTEVILLE, ARKANSAS



LOUISIANA TECH BULLDOGS
(8-4)



ARKANSAS RAZORBACKS
(10-2)

In the Polls.....NR (BA) | NR (CB) | NR (D1Baseball)
.....NR (NCBWA) | NR (PG) | NR (USA Today)
Head Coach.....Lane Burroughs
Record at LA Tech.....213-115 (7th Season)
Career Record.....326-228 (11th Season)

In the Polls.....#9 (BA) | #8 (CB) | #8 (D1Baseball)
.....#7 (NCBWA) | #3 (PG) | #8 (USA Today)
Head Coach.....Dave Van Horn
Record at Arkansas.....806-425 (21st season)
Career Record.....1391-665 (35th season)

HOW TO FOLLOW

WATCH: SECN+ | WatchESPN
RADIO: 97.7 FM | LA Tech Athletics app
STATS: LATechSports.com/Stats
TWITTER: @LATechBSB
WEBSITE: LATechSports.com

THE SERIES

SERIES HISTORY: Arkansas leads, 27-7
LAST MEETING: March 14, 2021 | Ruston, La.
LA Tech 2, #1 Arkansas 0
STREAK: LA Tech, 1

TEAM LEADERS

>> HITTING		
Batting average	Walker Burchfield	.360
On Base%	Walker Burchfield	.515
Slugging %	Philip Matulia	.761
Hits	Dalton Davis	15
Doubles	Jorge Corona	5
Triples	Philip Matulia	1
Home runs	Philip Matulia	6
Runs	Philip Matulia	11
RBI's	Philip Matulia	16
SB's	Adarius Myers	4
BB's	Brody Drost	11
>> PITCHING		
Innings pitched	Jonathan Fincher	19.0
ERA (min. 6 IP)	Isaac Crabb (6.1 IP)	0.00
	Ethan Bates (6.0 IP)	0.00
Wins	Landon Tomkins	2
	Jonathan Fincher	2
	Ethan Bates	2
Saves	Ethan Bates	2
Strikeouts	Jonathan Fincher	19
Walks	Rawley Hector	8
B/AVG (min. 3 IP)	Ethan Bates (6.0 IP)	.105
Appearances	Landon Tomkins	5

ON THE BUMP

FRIDAY: Jonathan Fincher, LHP
SATURDAY: Rawley Hector, RHP
SUNDAY: Reed Smith, RHP

BULLDOG STORYLINES

• Louisiana Tech heads to Fayetteville, Arkansas to take on the top-10 ranked Razorbacks in a three-game weekend series. This will be the final weekend series for the Bulldogs prior to conference play.

• LA Tech is coming off a weekend sweep over Big10 opponent Northwestern. The Bulldogs averaged 11.7 runs per game, banging out 13 extra-base hits, including six home runs. The team ranks third in C-USA and 57th in the country in total home runs with 17. Nine different Bulldogs have hit a homer this season, led by Philip Matulia who has six jacks (had nine all last season).

• The Bulldogs have been the comeback Bulldogs so far this season. The team has trailed at some point in 10 of their 12 games this season. Four of LA Tech's eight wins have come after trailing by at least four runs. In Sunday's game against the Wildcats, the 'Dogs were trailing 9-3 in the second inning before scoring 13 unanswered runs to win it, 16-9.

• Dalton Davis batted .385 in the three-game series with Northwestern, including a walk-off RBI single to win the Saturday game. He has reached base in all 12 games and recorded at least one hit in 11 of those games.

• C-USA Preseason Pitcher of the Year Jonathan Fincher has gone 7.0 innings in each of the last two Friday starts, allowing just three total runs while striking out 12.

• LA Tech and Arkansas will play a three-game weekend series for the third time since 2019. The two teams have played one another nine times since 2016 with the Razorbacks holding a slim 5-4 edge during that span. The two last met in a weekend series in Ruston in 2019 with the 'Dogs claiming their first ever win over a No. 1 ranked team in program history (2-0 Sunday win).

2023 TEAM-BY-TEAM COMPARISON



	.263	.383	.462	6.6	8.6	25	1	17	77	57	5-8
	AVG	OBP	SLG	R/G	H/G	2B	3B	HR	RBI	BB	SB-A
	.308	.417	.558	9.1	10.3	24	1	25	104	65	16-19

2023 SCHEDULE

OVERALL: 8-4
C-USA: 0-0 | NON-CONFERENCE: 8-4
HOME: 7-3 | AWAY: 1-1 | NEUTRAL: 0-0
LAST 10 GAMES: 7-3 | STREAK: 3

DATE	OPPONENT	RESULT/TIME (CT)
17	BYU	L, 1-10
18	BYU (DH)	W, 8-6
18	BYU (DH)	L, 2-8
20	BYU	W, 10-2
24	NICHOLLS STATE	W, 11-1
25	NICHOLLS STATE	W, 3-2
26	NICHOLLS STATE	L, 0-8
28	at #4 Ole Miss	W, 6-5

MARCH

1	at #4 Ole Miss	L, 3-4 (6)
3	NORTHWESTERN	W, 14-5
4	NORTHWESTERN	W, 5-4 (11)
5	NORTHWESTERN	W, 16-9
10	at #3 Arkansas	3 p.m.
11	at #3 Arkansas	2 p.m.
12	at #3 Arkansas	1 p.m.
14	AIR FORCE	6 p.m.
15	AIR FORCE	3 p.m.
17	CHARLOTTE*	6 p.m.
18	CHARLOTTE*	2 p.m.
19	CHARLOTTE*	1 p.m.
21	at ULM	6 p.m.
24	at WKU*	6 p.m.
25	at WKU*	6 p.m.
26	at WKU*	1 p.m.
28	SACRAMENTO STATE	6 p.m.
31	DALLAS BAPTIST*	6 p.m.

APRIL

1	DALLAS BAPTIST*	2 p.m.
2	DALLAS BAPTIST*	1 p.m.
4	at Northwestern State	6 p.m.
6	at Rice*	6:30 p.m.
7	at Rice*	6:30 p.m.
8	at Rice*	2 p.m.
11	at UL-Lafayette	6 p.m.
12	ULM	6 p.m.
14	FIU*	6 p.m.
15	FIU*	2 p.m.
16	FIU*	11 a.m.
18	SOUTHERN MISS	6 p.m.
21	at Dallas Baptist*	6:30 p.m.
22	at Dallas Baptist*	2 p.m.
23	at Dallas Baptist*	1 p.m.
26	at Southern Miss	6 p.m.
28	at Middle Tennessee*	6 p.m.
29	at Middle Tennessee*	3 p.m.
30	at Middle Tennessee*	1 p.m.

MAY

2	NORTHWESTERN STATE	6 p.m.
5	UAB*	6 p.m.
6	UAB*	2 p.m.
7	UAB*	1 p.m.
9	UL-LAFAYETTE	6 p.m.
12	at Florida Atlantic*	5:30 p.m.
13	at Florida Atlantic*	3 p.m.
14	at Florida Atlantic*	11 a.m.
18	UTSA*	6 p.m.
19	UTSA*	6 p.m.
20	UTSA*	Noon
24	C-USA Championships&	TBA

JUNE

2	NCAA Regionals	TBA
---	----------------	-----

* C-USA GAME
& HOUSTON, TEXAS
HOME GAME IN BOLD

2021, 2022 NCAA REGIONAL APPEARANCES | 2021, 2022 C-USA CHAMPIONS

NUMERICAL ROSTER

#	Name	Pos.	Ht.	Wt.	Cl.	Exp.	Hometown / Last School
1	Nick Alonso	OF	R/R	6-1	165	Fr.	Miami, Fla. / Belen Jesuit Preparatory
2	Thaxton Berch	INF	R/R	5-10	170	So.	Jackson, Miss. / Jackson Preparatory School
3	Will Safford	INF	L/R	5-8	163	So.	Baton Rouge, La. / LSU
4	Brody Drost	OF	L/L	6-3	205	So.	Lake Charles, La. / LSU
5	Cole McConnell	OF	L/L	6-1	200	Jr.	Beaumont, Texas / West Brook HS
6	Adarius Myers	OF	R/R	5-10	185	R-Jr.	Seminary, Miss. / Seminary HS
9	Colton Hegwood	INF	L/R	5-11	170	R-Fr.	Brandon, Miss. / Brandon HS
10	Logan McLeod	INF	R/R	5-10	185	Jr.	Sour Lake, Texas / Hardin-Jefferson HS
11	Jorge Corona	C/OF	R/R	6-2	190	Jr.	Miami, Fla. / Miami Killian HS
12	Philip Matulia	OF/INF	L/R	6-2	205	Sr.	Houston, Texas / St. Thomas HS
13	Jeffrey Ince	INF	R/R	6-0	185	R-Fr.	Brandon, Miss. / Mississippi State
14	Walker Burchfield	INF	R/R	6-2	235	Sr.	Clinton, Miss. / Tulane
15	Riggs Easterling	INF	R/R	5-9	170	Jr.	Shreveport, La. / Mississippi Delta CC
16	Ethan Bates	INF/P	L/R	5-11	175	Jr.	Hot Springs, Ark. / Navarro JC
17	Slade Netterville	INF	R/R	5-9	175	R-Fr.	Shreveport, La. / C.E. Byrd HS
18	CJ Sturiale	OF/LHP	L/L	5-10	185	Fr.	Denham Springs, La. / Catholic Baton Rouge
19	Jackson Slaughter	C	R/R	6-0	190	R-So.	El Dorado Hills, Calif. / Oak Ridge HS
20	Grant Hubka	RHP	R/R	6-4	205	Jr.	Gretna, Neb. / Iowa Western CC
21	Karson Evans	INF	R/R	6-2	210	Fr.	Taylorsville, Miss. / Seminary HS
24	Dalton Davis	INF	R/R	6-0	210	Jr.	Frisco, Texas / Tyler JC
25	Rawley Hector	RHP	R/R	6-2	200	So.	Van Alstyne, Texas / Texas A&M
26	Justin Williams	OF/P	R/R	6-1	195	Jr.	Madison, Miss. / Hinds CC
28	Caden Copeland	LHP	L/L	6-2	185	So.	Midlothian, Texas / Midlothian HS
29	Isaac Crabb	RHP	R/R	6-2	200	Jr.	Harrisburg, Ill. / Wabash Valley JC
30	Jonathan Hogart	OF	R/R	6-2	205	Jr.	Madison, Ky. / Wabash Valley JC
31	Anthony Giannette	RHP	R/R	6-0	187	So.	Spring, Texas / The John Cooper School
32	Kyle Hasler	C	R/R	6-0	190	Jr.	Chandler, Ariz. / Hamilton HS
33	Baylor Cobb	C	L/R	6-2	195	So.	Winnsboro, La. / Franklin Parish HS
34	Tanner Knight	RHP	R/R	6-3	205	Sr.	Eupora, Miss. / East Central CC
35	Nick Fraginals	RHP	R/R	6-3	205	Fr.	Miramar, Fla. / ESB Academy
36	Greg Martinez	RHP	R/R	6-3	205	Jr.	Southwest Ranches, Fla. / Archbishop McCarthy HS
37	Grant Comeaux	INF	R/R	6-1	185	Fr.	Lake Charles, La. / Barbe HS
38	Landon Tomkins	RHP	R/R	6-3	200	Sr.	Brandon, Miss. / Hinds CC
39	Ryan Harland	LHP	L/L	5-8	185	So.	Baton Rouge, La. / Parkview Baptist
40	Reed Smith	RHP	R/R	6-2	225	Jr.	Lufkin, Texas / Tyler JC
43	Alec Sparks	RHP	R/R	6-4	185	Jr.	Amite, La. / Meridian CC
44	Sully Stringer	INF	R/R	6-3	220	Fr.	River Ridge, La. / Brother Martin HS
45	Jacob Havern	RHP	R/R	6-6	180	Fr.	Round Rock, Texas / Cedar Ridge HS
46	Luke Smith	OF	L/R	6-0	180	Fr.	Texarkana, Texas / Texas HS
47	Jonathan Fincher	LHP	L/L	6-3	240	Gr.	Shreveport, La. / C.E. Byrd HS
48	Haydan Toal	LHP	L/L	6-1	195	Fr.	Pineville, La. / Tioga HS
50	Ryan Porche	RHP	R/R	6-3	216	Fr.	River Ridge, La. / Jesuit HS

BY LOCATION

ARIZONA (1)

Kyle Hasler

ARKANSAS (1)

Ethan Bates

CALIFORNIA (1)

Jackson Slaughter

FLORIDA (4)

Nick Alonso

Jorge Corona

Nick Fraginals

Greg Martinez

ILLINOIS (1)

Isaac Crabb

KENTUCKY (1)

Jonathan Hogart

LOUISIANA (13)

Will Safford

Brody Drost

Riggs Easterling

Slade Netterville

CJ Sturiale

Baylor Cobb

Grant Comeaux

Ryan Harland

Alec Sparks

Sully Stringer

Jonathan Fincher

Haydan Toal

Ryan Porche

MISSISSIPPI (9)

Thaxton Berch

Adarius Myers

Colton Hegwood

Jeffrey Ince

Walker Burchfield

Karson Evans

Justin Williams

Tanner Knight

Landon Tomkins

NEBRASKA (1)

Grant Hubka

TEXAS (10)

Cole McConnell

Logan McLeod

Philip Matulia

Dalton Davis

Rawley Hector

Caden Copeland

Anthony Giannette

Reed Smith

Jacob Havern

Luke Smith

COACHING STAFF

Title	Name	Experience	Alma Mater
Head Coach	Lane Burroughs	7th year	Mississippi College, '95
Associate Head Coach	Mitch Gaspard	4th year	Houston, '87
Pitcher & Catcher / Recruiting	Cooper Fouts	2nd year	Texas Tech, '06
Associate Pitching Coach	Matt Miller	4th year	Louisiana Tech, '19



Lane Burroughs
Head Coach



Mitch Gaspard
Associate
Head Coach



Cooper Fouts
Pitcher & Catcher/
Recruiting



Matt Miller
Associate
Pitching Coach

ALPHABETICAL ROSTER

#	Name	Pos.	Ht.	Wt.	Cl.	Exp.	Hometown / Last School
1	Nick Alonso	OF	R/R	6-1	165	Fr.	Miami, Fla. / Belen Jesuit Preparatory
16	Ethan Bates	INF/P	L/R	5-11	175	Jr.	Hot Springs, Ark. / Navarro JC
2	Thaxton Berch	INF	R/R	5-10	170	So.	Jackson, Miss. / Jackson Preparatory School
14	Walker Burchfield	INF	R/R	6-2	235	Sr.	Clinton, Miss. / Tulane
33	Baylor Cobb	C	L/R	6-2	195	So.	Winnsboro, La. / Franklin Parish HS
37	Grant Comeaux	INF	R/R	6-1	185	Fr.	Lake Charles, La. / Barbe HS
28	Caden Copeland	LHP	L/L	6-2	185	So.	Midlothian, Texas / Midlothian HS
11	Jorge Corona	C/OF	R/R	6-2	190	Jr.	Miami, Fla. / Miami Killian HS
29	Isaac Crabb	RHP	R/R	6-2	200	Jr.	Harrisburg, Ill. / Wabash Valley JC
24	Dalton Davis	INF	R/R	6-0	210	Jr.	Frisco, Texas / Tyler JC
4	Brody Drost	OF	L/L	6-3	205	So.	Lake Charles, La. / LSU
15	Riggs Easterling	INF	R/R	5-9	170	Jr.	Shreveport, La. / Mississippi Delta CC
21	Karson Evans	INF	R/R	6-2	210	Fr.	Taylorville, Miss. / Seminary HS
47	Jonathan Fincher	LHP	L/L	6-3	240	Gr.	Shreveport, La. / C.E. Byrd HS
35	Nick Fraginals	RHP	R/R	6-3	205	Fr.	Miramar, Fla. / ESB Academy
31	Anthony Giannette	RHP	R/R	6-0	187	So.	Spring, Texas / The John Cooper School
39	Ryan Harland	LHP	L/L	5-8	185	So.	Baton Rouge, La. / Parkview Baptist
32	Kyle Hasler	C	R/R	6-0	190	Jr.	Chandler, Ariz. / Hamilton HS
45	Jacob Havern	RHP	R/R	6-6	180	Fr.	Round Rock, Texas / Cedar Ridge HS
25	Rawley Hector	RHP	R/R	6-2	200	So.	Van Alstyne, Texas / Texas A&M
9	Colton Hegwood	INF	L/R	5-11	170	R-Fr.	Brandon, Miss. / Brandon HS
30	Jonathan Hogart	OF	R/R	6-2	205	Jr.	Madison, Ky. / Wabash Valley JC
20	Grant Hubka	RHP	R/R	6-4	205	Jr.	Gretna, Neb. / Iowa Western CC
13	Jeffrey Ince	INF	R/R	6-0	185	R-Fr.	Brandon, Miss. / Mississippi State
34	Tanner Knight	RHP	R/R	6-3	205	Sr.	Eupora, Miss. / East Central CC
36	Greg Martinez	RHP	R/R	6-3	205	Jr.	Southwest Ranches, Fla. / Archbishop McCarthy HS
12	Philip Matulia	OF/INF	L/R	6-2	205	Sr.	Houston, Texas / St. Thomas HS
5	Cole McConnell	OF	L/L	6-1	200	Jr.	Beaumont, Texas / West Brook HS
10	Logan McLeod	INF	R/R	5-10	185	Jr.	Sour Lake, Texas / Hardin-Jefferson HS
6	Adarius Myers	OF	R/R	5-10	185	R-Jr.	Seminary, Miss. / Seminary HS
17	Slade Netterville	INF	R/R	5-9	175	R-Fr.	Shreveport, La. / C.E. Byrd HS
50	Ryan Porche	RHP	R/R	6-3	216	Fr.	River Ridge, La. / Jesuit HS
3	Will Safford	INF	L/R	5-8	163	So.	Baton Rouge, La. / LSU
19	Jackson Slaughter	C	R/R	6-0	190	R-So.	El Dorado Hills, Calif. / Oak Ridge HS
46	Luke Smith	OF	L/R	6-0	180	Fr.	Texarkana, Texas / Texas HS
40	Reed Smith	RHP	R/R	6-2	225	Jr.	Lufkin, Texas / Tyler JC
43	Alec Sparks	RHP	R/R	6-4	185	Jr.	Amite, La. / Meridian CC
44	Sully Stringer	INF	R/R	6-3	220	Fr.	River Ridge, La. / Brother Martin HS
18	CJ Sturiale	OF/LHP	L/L	5-10	185	Fr.	Denham Springs, La. / Catholic Baton Rouge
48	Haydan Toal	LHP	L/L	6-1	195	Fr.	Pineville, La. / Tioga HS
38	Landon Tomkins	RHP	R/R	6-3	200	Sr.	Brandon, Miss. / Hinds CC
26	Justin Williams	OF/P	R/R	6-1	195	Jr.	Madison, Miss. / Hinds CC

BY CLASS

SENIORS (5)

Walker Burchfield
Jonathan Fincher
Tanner Knight
Philip Matulia
Landon Tomkins

JUNIORS (15)

Ethan Bates
Jorge Corona
Isaac Crabb
Dalton Davis
Riggs Easterling
Kyle Hasler
Jonathan Hogart
Grant Hubka
Greg Martinez
Cole McConnell
Logan McLeod
Adarius Myers
Reed Smith
Alec Sparks
Justin Williams

SOPHOMORES (9)

Thaxton Berch
Baylor Cobb
Caden Copeland
Brody Drost
Anthony Giannette
Ryan Harland
Rawley Hector
Will Safford
Jackson Slaughter

FRESHMEN (13)

Nick Alonso
Grant Comeaux
Karson Evans
Nick Fraginals
Jacob Havern
Colton Hegwood
Jeffrey Ince
Slade Netterville
Ryan Porche
Luke Smith
Sully Stringer
CJ Sturiale
Haydan Toal

SUPPORT STAFF

Title	Name
Director of Baseball Performance	David Szymanski
Assistant Athletic Trainer	Dan Takata
Strategic Communications	Kane McGuire
Director of Video and Analytics	Chris Watson
Graduate Manager	Trent Touchet
Student Manager	Spence Drake
Student Manager	Brooks Robert
Student Manager	Garrett Belding
Student Manager	Drew Blaylock

BY NAME

Brody Drost (drawst)
Jorge (George) Corona
Philip Matulia (Muh-tool-yuh)
CJ Sturiale (Stir-REE-all-EE)
Anthony Giannette (Gee-uh-net-EE)
Nick Fraginals (Frag-uh-nals)
Grant Comeaux (coe-moe)
Haydan Toal (toll)
Ryan Porche (like the car)



23

LANE BURROUGHS

HEAD COACH | 7TH YEAR

LA TECH RECORD (7TH YEAR)
213-115 (.649)

CAREER RECORD (11TH YEAR)
326-228 (.588)

After leading the Bulldogs to back-to-back NCAA Regionals, Lane Burroughs will enter his seventh season in charge of the Louisiana Tech baseball program in 2023.

In 2022, Burroughs led the Bulldogs to their second consecutive NCAA Regional appearance for the first time since 1986 and 1987 and tenth in program history while notching 85 total wins in the past two seasons. After 4-1 record and back-to-back walk-off victories over Old Dominion and UTSA the Bulldogs brought home their first Conference USA Tournament Title in the schools history.

Six Bulldogs were named to All-Conference teams including Logan McLeod becoming the second Tech player to be named the Conference USA Defensive Player of the Year. Taylor Young was also named as First Team All-American by ABCA/Rawlings.

Burroughs captured his 300th career win as a head coach after a doubleheader sweep of Marshall on April 16 and his 200th win at Tech on the final game of the regular season in a 14-5 win over Charlotte.

In 2021, Burroughs led the Diamond Dogs to their sixth 40-win season in program history, improving his record at LA Tech to 162-90. The Bulldogs not only made it to their first C-USA Championship game, but they also hosted an NCAA Regional for the first time in Bulldog Baseball history.

LA Tech earned the No. 16 overall seed in the 2021 NCAA Tournament, marking its ninth NCAA Regional appearance in program history. The Diamond Dogs made it to the Regional final after defeating Rider 18-2 and SEC foe Alabama 10-8. LA Tech's win over the Crimson Tide secured its third win over a different SEC opponent in a single season (Alabama, Arkansas and Ole Miss) for the first time since 1987.

Burroughs also guided LA Tech to its first division title since 1992 by winning the Conference USA's Western Division title on the final day of the C-USA season. The Bulldogs defeated UTSA 17-7 in run-rule fashion to earn the division crown.

A program-record five Bulldogs earned First Team All-Conference USA honors under Burroughs' tutelage, including Taylor Young becoming the first Diamond Dog to be named the conference's Defensive Player of the Year. Young was also honored as a Third Team All-American by Collegiate Baseball.

In 2020, Burroughs led the 'Dogs to an 11-6 record before the public health threat of COVID-19 resulted in the cancellation of the remainder of the season. The Bulldogs were getting ready to face off with Middle Tennessee in Jackson, Miss. when they got the news of the cancellation.

In 2019, Burroughs led LA Tech to a 34-24 overall record, including a 17-13 mark in Conference USA. Though a mid-April tornado forced the Bulldogs out of J.C. Love Field at Pat Patterson Park, Louisiana Tech still finished the regular season strongly with a victory over then-no. 15 LSU and series wins over FIU and Western Kentucky. LA Tech picked up four wins over ranked teams in 2019, defeating Arkansas, LSU, and Florida Atlantic. The 2019 campaign also saw two Bulldogs make their way into Major League Baseball. The Oakland Athletics drafted pitcher David Leal in the 38th round, and the Tampa Bay Rays signed Mason Mallard as a free agent after the draft.

In 2018, Burroughs led the Bulldogs to a 39-20 record - including a program record 21 victories in conference play - en route to the second seed in the Conference USA Tournament after the team was picked to finish seventh in the preseason poll. Under his leadership, the Bulldogs won 18 true road games (sixth-most in NCAA, and most in C-USA) for the first time since 1982. Tech also finished a perfect 5-0 in league series on the road.

Tech also claimed several signature victories in 2018, including wins over Power 5 foes in then No. 9 Texas A&M and Cal, as Tech claimed The Frisco Classic Championship Title. Burroughs also led the Bulldogs to a road series win over then No. 9 Southern Miss, finishing as the only team to beat the Golden Eagles in a regular-season series in 2018.

In his first year in Ruston, Burroughs registered a 36-20 inaugural season in 2017, leading the 'Dogs to their first back-to-back 35+ win seasons in more than 25 years for the program. Burroughs saw three players selected in the 2017 MLB Draft, as pitcher Nate Harris (Conference USA Pitcher of the Year), catcher Brent Diaz (Johnny Bench Award Finalist) and outfielder Raphael Gladu (First Team All-Conference USA) all heard their names called to compete at the next level.

Burroughs joined the LA Tech family after spending the past four years as the head baseball coach at Northwestern State, where he compiled 113 wins and led the Demons to three straight 30-win seasons from 2014-16.

SINCE BURROUGHS JOINED IN 2017...

THE OPPOSITION

Overall.....	2103115
Non-conference.....	116-62
Conference.....	97-53
Home.....	120-50
Away.....	83-46
Neutral.....	10-9
vs. Ranked Teams.....	19-21

DAY OF THE WEEK

Monday.....	1-1
Tuesday.....	28-14
Wednesday.....	16-12
Thursday.....	6-9
Friday.....	51-27
Saturday.....	67-27
Sunday.....	45-25









MONTH

February.....	41-16
March.....	69-34
April.....	56-32
May.....	44-29
June.....	3-4



BURROUGHS

COACHING EXPERIENCE

	MISSISSIPPI COLLEGE	1996-97 GRADUATE ASST.
	EAST MISS CC	1997-98 ASSISTANT COACH
	NORTHWESTERN STATE	1998-99 ASSISTANT COACH
	SOUTHERN MISS	1999-07 ASSISTANT COACH
	KANSAS STATE	2008-09 ASSISTANT COACH
	MISS STATE	2009-12 ASSISTANT COACH
	NORTHWESTERN STATE	2013-16 HEAD COACH
	LOUISIANA TECH	2017- HEAD COACH

THE BURROUGHS FILE

PERSONAL

BIRTHDAY: DECEMBER 23, 1972
 HOMETOWN: MERIDIAN, MISSISSIPPI
 WIFE: SUSAN BURROUGHS
 CHILDREN: PARKER GRACE, CAMRYN LAINE AND THOMAS JACKSON

EDUCATION

COLLEGE: MISSISSIPPI COLLEGE, 1995 (BS)
 GRADUATE: MISSISSIPPI COLLEGE, 1996 (MA)

PLAYING CAREER

1992-93: MERIDIAN COMMUNITY COLLEGE
 1994-95: MISSISSIPPI COLLEGE

COACHING CAREER

1996: GRADUATE ASSISTANT, MISSISSIPPI COLLEGE
 1997: ASSISTANT COACH, EAST MISSISSIPPI COMMUNITY COLLEGE
 1998: ASSISTANT COACH, NORTHWESTERN STATE
 1999-2007: ASSISTANT COACH, SOUTHERN MISS
 2008: ASSISTANT COACH, KANSAS STATE
 2009-2012: ASSISTANT COACH, MISSISSIPPI STATE
 2013-2016: HEAD COACH, NORTHWESTERN STATE
 2017-PRESENT: HEAD COACH, LOUISIANA TECH

LANE BURROUGHS YEAR-BY-YEAR HEAD COACHING RECORD

YEAR	SCHOOL	RECORD	POSTSEASON
2013	Northwestern St.	16-40	-
2014	Northwestern St.	33-26	SLC Tournament Appearance
2015	Northwestern St.	31-23	SLC Tournament Appearance
2016	Northwestern St.	33-24	SLC Tournament Appearance
2017	Louisiana Tech	36-20	C-USA Tournament Appearance
2018	Louisiana Tech	39-20	C-USA Tournament Appearance
2019	Louisiana Tech	34-24	C-USA Tournament Appearance
2020	Louisiana Tech	11-6	-
2021	Louisiana Tech	42-20	NCAA Regional Host
2022	Louisiana Tech	43-21	NCAA Regional Appearance

Overall Record (Ten Years): 318-224 (.560)

Record at LA Tech (Six Years): 205-111 (.632)





J.C. LOVE FIELD AT PAT PATTERSON PARK

J.C. Love Field at Pat Patterson Park was rounding out its 48th year of service when tragedy struck Ruston on April 25, 2019. An EF-3 tornado ripped through the city, destroying several Louisiana Tech Athletic facilities, including “The Love Shack.”

On Nov. 21 of that year, University officials presented a ray of sunlight in releasing the renderings and plans for the complete rebuild of the baseball facility.

As part of the press conference, it was announced that J.C. Love Field at Pat Patterson Park would remain in the same iconic location on the corner of Tech Drive and Alabama Avenue where it stood for almost 50 years. It would also bear the same name. The facility, known as Tech Stadium until 1982, was named in honor of J.C. Love, a Ruston businessman who whole-heartedly supported the Bulldog Baseball program. On May 22, 2008, the facility was rededicated as J.C. Love Field at Pat Patterson Park in honor of LA Tech coaching legend Pat “Gravy” Patterson.

And in March of 2020, construction officially began with the goal of having the new state-of-the-art facility ready in time for the 2021 season. That goal became a reality on Feb. 26 when the Bulldogs opened the new “Love Shack” in style with a 9-2 victory over Southern. It was exactly 675 days since the last time LA Tech’s baseball team hosted a game on campus. Fans were not allowed inside the stadium due to ongoing construction, but hundreds watched from beyond the left field wall to catch the action.

It would not be until March 5, the day that got started with Louisiana governor John Bel Edwards cutting the ribbon to officially open the new and improved J.C. Love Field at Pat Patterson, when fans got to walk through the grand entry, sit in the blue chair back seats and enjoy LA Tech shutout McNeese State, 11-0. The following weekend, the Bulldogs hosted No. 1-ranked Arkansas in a three-game series, defeating the Razorbacks by a final score of 2-0 in the Sunday finale, the program’s first-ever victory over a top-ranked opponent. Two days later, they pounded 4th-ranked Ole Miss, 13-1.

In late May, the facility played host to the 2021 Conference USA Baseball Championship that saw the Bulldogs advance all the way to the title game after two epic comebacks against 19th-ranked Southern Miss. Down 8-0 after four innings, LA Tech stormed back to win 11-10 in a four-hour marathon that went 10 innings. The team turned around less than three hours later and made another improbable comeback, scoring four runs in the bottom of the ninth to walk it off, 6-5. The following week, the “Love Shack” played host to an NCAA Regional for the first time in program history, welcoming 10,546 Bulldog fans (including a jam-packed 2,817 for the matchup against NC State) over the four games the Bulldogs participated in.

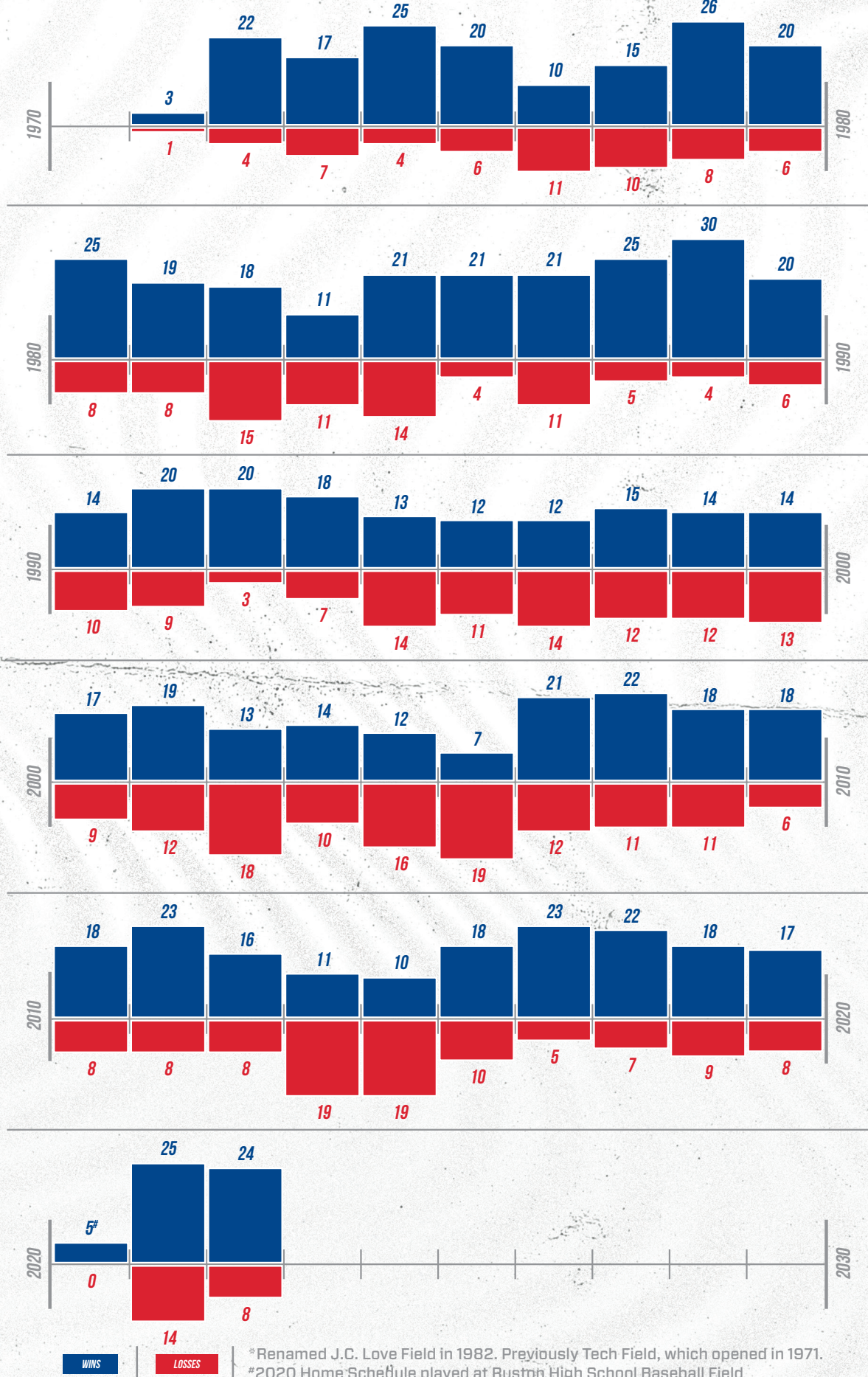
LA Tech would finish the 2021 with a 25-14 home record, backed up by an impressive 24-8 stint in 2022 that included an 11-6 victory over No. 2-ranked LSU. The 49 home victories is the second most ever in back-to-back series behind only the 55 tallied during the 1987-88 seasons.

The facility was designed so that the fan/patron enters the stadium and is always in view of the field. The concessions stands and merchandise stands are on the main concourse so the fan can always be a part of the action.

Total capacity of the facility is 2,100. There is a fixed seating capacity of 1,322 permanent chair back seats, as well as a first base turf berm area for fans to bring chairs. Extending down the right field line is an area for tailgate tents and there is also a grass berm beyond the right field fence that is the home of the Kennel, the student section or LA Tech.

The stadium walls are all padded in Tech blue. The outfield wall varies in height with it being 12’ in left field and dropping to 8’ in right center (315’ left, 380’ center, 325’ right). The pressbox level features four suites, a radio booth for both home and visiting teams, scoreboard productions, TV production and a booth for the writing press. The scoreboard is a Daktronics scoreboard featuring both a video screen and a fixed digit scoreboard. There is an additional auxiliary scoreboard in the stands so the fans in the outfield can see the game updates.

YEAR-BY-YEAR RECORD AT "THE LOVE SHACK"



*Renamed J.C. Love Field in 1982. Previously Tech Field, which opened in 1971.
 #2020 Home Schedule played at Ruston High School Baseball Field

LA TECH QUICK FACTS

UNIVERSITY INFORMATION

Location.....	Ruston, La.
Founded.....	1894
Enrollment.....	11,173
President.....	Dr. Les Guice
Director of Athletics.....	Dr. Eric Wood
SWA.....	Mary Kay Hungate
Ticket Office Phone.....	(318) 257-3631
Nickname.....	Bulldogs
Colors.....	Blue and Red
Affiliation.....	NCAA Divison I
Conference.....	Conference USA
Website.....	LATechSports.com

TEAM INFORMATION

2022 Record.....	43-21
2022 C-USA Record.....	20-10
2022 Postseason.....	NCAA Austin Regional
2022 Final Ranking.....	35
Starters Returning/Lost.....	5/4
Pitchers Returning/Lost.....	2/3
Newcomers.....	20

FACILITY INFORMATION

Field.....	J.C. Love Field at Pat Patterson Park
Opened/Re-dedicated.....	2021
Capacity.....	2,100
Dimensions.....	315'- 380'-325'
Playing Surface.....	Turf

STRATEGIC COMMUNICATIONS

Associate AD.....	Kane McGuire
Email.....	kmcguire@latech.edu
McGuire's Cell.....	(318) 548-2161
Strategic Comm Office.....	(318) 257-3144
Offical Website.....	LATechSports.com

RADIO

Network.....	LA Tech Sports Network
General Manager.....	Brad Pietz
Office phone.....	(318) 257-5331
Play-by-play.....	Dave Nitz



WE ARE LOUISIANA TECH

We are excited you are covering Louisiana Tech Men's Basketball this season. In doing so, we ask that you please refer to us by our correct name and abbreviation.

Thanks and go Bulldogs!

CORRECT >> Louisiana Tech, LA Tech, , Tech, Bulldogs or 'Dogs
INCORRECT >> LT, LTU, La Tech or La. Tech

NEWS AND NOTES

MATULIA NAMED CONFERENCE USA HITTER OF THE WEEK

Philip Matulia was voted as the Conference USA Hitter of the Week after helping the Bulldogs to a 3-1 mark, getting one victory over BYU and winning the series against Nicholls State. The senior batted .389 with seven hits (four of the home run variety) and 10 runs batted in. He had a career game in the series opener versus the Colonels, recording a career-high four hits, including two home runs, and five RBIs.

PLENTY OF RETURNING BULLDOGS

LA Tech has 22 returning players ready to take the field in 2023 including Cole McConnell, Jonathan Fincher, and Jorge Corona. McConnell was named First-Team All-Conference USA and ABCA/Rawlings Second-Team All-Region in 2022. He started in all 64 games in center field for the Bulldogs. During the previous season, he broke and set the new single-season RBI record at LA Tech (76) and ranked 13th in the nation.

Fincher returns after being named Collegiate Baseball Preseason All-American and Named Second Team All-Region by ABCA/Rawlings. He made 19 appearances and 14 starts in his redshirt junior season as a Bulldog.

Corona earned Second Team All-Conference USA and Austin NCAA Regional All-Tournament Team honors while serving as LA Tech's primary catcher in his sophomore season in 2022. With 16 homers, a triple, 11 doubles, 62 RBI, and 41 runs scored, he led the squad in home runs and finished tied for 10th in C-USA.

FRESH FACES

Also taking the field for the Bulldogs this upcoming season will be newcomers like Texas A&M transfer Rawley Hector and Brody Drost coming in from LSU. Hector is a right-handed pitcher who boasted a 1-0 record with his lone win coming in a midweek victory over No. 8 Texas. In his true freshman season, he appeared in nine games while posting a 7-2 strikeout-to-walk ratio in 14.2 innings. Hector was also a part of the 2019 18u USA National Team in which he threw five innings allowing two earned runs on three hits and punched out three.

Drost, a Barbe High School graduate and 2020 Louisiana Gatorade Player of the Year, played in 37 games and started in 20 during his freshman season in 2021. The Lake Charles native made starts at each of the three outfield positions for the Tigers in 2021 and hit .226 with five homers, three doubles, 14 RBI, and 14 runs. Drost was named the No. 100 ranked player in the country by Perfect Game and was named the 2019 Class 5A State Tournament MVP in his time at Barbe High School.

THE 2023 SCHEDULE

The Bulldogs announced their 2023 schedule back in late October. The 56-game slate features 32 home games, including 10 of the first 12 games of the season taking place at J.C. Love Field at Pat Patterson Park.

The home schedule includes non-conference matchups versus BYU, Nicholls State, Northwestern, Air Force, Sacramento State, UL-Lafayette, ULM, Northwestern State, and Southern Miss. LA Tech will play six teams (total of 17 games) who made it to an NCAA Regional last year, including national champion Ole Miss. The Bulldogs will play every C-USA opponent in a three-game weekend series as well as their travel partner (Dallas Baptist) in a home-and-home series.

NEWS AND NOTES

TOP 50 PROGRAM PER D1 BASEBALL

D1 Baseball ranked Louisiana Tech as having the 47th best program in the country.

"They are a genuine top 50 program in college baseball, having firmly established themselves as one of the premier programs in Conference USA."

PRESEASON ALL-AMERICAN HONORS

Colligate Baseball named Bulldog Pitcher Jonathan Fincher and outfielder Cole McConnell Preseason Third Team All-American.

Fincher was named second-team All-Region by ABCA/Rawlings last season, with an 8-2 overall record. He concluded the season with a 3.52 ERA and a 73-9 strikeout-to-walk ratio over 79.1 innings.

After starting 14 games on the bump for the Dogs, Fincher finished with 73 strikeouts in 79.1 innings tying him for second in C-USA wins.

McConnell was named second-team ABCA/Rawling All-Region last season while starting 64 games in centerfield for the Bulldogs. The outfielder broke and set the new single-season RBI record at LA Tech with 76 and ranked 23th in the nation while hitting .336 with a .535 slugging percentage.

Over the 2022 summer, McConnell was named to the Cape Cod Baseball League All-Star team hitting .278 with three home runs and nine stolen bases.

BULLDOGS PRESEASON FAVORITES

Louisiana Tech baseball team was selected as preseason favorite in the Conference USA Preseason polls.

For the first time in program history, LA Tech has been picked 1st in the C-USA Preseason poll with 91 total votes. In 2022, the Bulldogs claimed the C-USA Tournament Championship and advanced into the Austin, Texas regional after being ranked behind Southern Miss as No. 2 in the preseason polls.

"It's always great to be recognized by your peers and for all the hard work our guys put in, but honestly preseason stuff is really a non-factor in our program. We have a very good league with very good coaches and players. Our goal is to show up every day, put in the work, and be playing baseball in June."

FINCHER/CORONA AMONG THE NATION'S BEST

D1 Baseball came out with their top 200 starting pitchers in the preseason and Jonathan Fincher made the list. The lefty Bulldog was listed as the 28th best starting pitcher in the country.

The publication also came out with their top 50 catchers in the preseason and Jorge Corona made the list as the 10th best catcher in the nation.

TOP TRANSFER CLASS

D1 Baseball ranked Louisiana Tech with having the 20th best transfer class in the country.

The Bulldogs have several transfers to keep an eye on including LSU transfers Brody Drost and Will Safford, Tyler Junior College transfer Dalton Davis, Arkansas transfer Ethan Bates, Texas A&M transfer Rawley Hector among others.

C-USA STANDINGS

SCHOOL	C-USA	PCT.	OVERALL	PCT.
UTSA	0-0	.000	11-3	.786
WKU	0-0	.000	10-4	.714
LOUISIANA TECH	0-0	.000	8-4	.667
DALLAS BAPTIST	0-0	.000	7-5	.583
FLORIDA ATLANTIC	0-0	.000	7-5	.583
FIU	0-0	.000	7-6	.538
MIDDLE TENNESSEE	0-0	.000	6-6	.500
CHARLOTTE	0-0	.000	5-7	.417
RICE	0-0	.000	5-7	.417
UAB	0-0	.000	4-8	.333

(AS OF MARCH 7, 2023)

C-USA PRESEASON POLL



1. Louisiana Tech (5)
2. Dallas Baptist (4)
3. Florida Atlantic
4. Charlotte (1)
5. UTSA
- T6. Middle Tennessee
- T6. UAB
8. Rice
9. FIU
10. WKU

(First-place votes in parentheses)

C-USA PRESEASON HONORS

PRESEASON PLAYER OF THE YEAR

Nolan, Schanuel, Florida Atlantic

PRESEASON PITCHER OF THE YEAR

Jonathan Fincher, Louisiana Tech

PRESEASON ALL-CONFERENCE TEAM

Jorge Corona, Louisiana Tech	C
Jack Dragum, Charlotte	INF
Austin Knight, Charlotte	INF
Leyton Barry, UTSA	INF
Tristin Garcia, WKU	INF
Nolan Schanuel, Florida Atlantic	OF
Jake Cunningham, Charlotte	OF
Cam Fisher, Charlotte	OF
Christian Hall, UAB	DH
Jared Vetetoe, Middle Tennessee	UTIL
Luke Malone, UTSA	SP
Jonathan Fincher, Louisiana Tech	SP
Jaden Hamm, Middle Tennessee	SP
Hunter Cooley, Florida Atlantic	SP
Daniel Shafer, UTSA	RP
Simon Miller, UTSA	RP

STATISTICAL RANKINGS

The Bulldogs rank high in several statistical categories (as of March 6).

Team	Stat	C-USA	NCAA
Double plays	9	3	61
Doubles	25	3	68
Earned run average	4.71	3	82
Hit by pitch	21	2	54
Home runs	17	3	50
K-to-BB ratio	2.51	3	62

Player

Player	Stat	C-USA	NCAA
Brody Drost			
Walks	11	6	82

Jorge Corona			
Doubles	5	2	88

Landon Tomkins			
Earned run average	0.71	2	26

Philip Matulia			
Home runs	6	1	20
RBI's	1	4	86
Total bases	35	4	70

Ethan Bates			
Saves	2	2	31

Jonathan Fincher			
K-to-BB ratio	6.33	9	98

BACK-TO-BACK SEASONS OF CHAMPIONSHIPS AND REGIONALS

The last two seasons of Bulldog Baseball have been some of the best in program history.

2022

43-21 overall record (tied for second most wins in program history, most since 1987)
 20-10 conference record (finished second in the league standings)
 24-8 home record (second most home wins since 1989)
 Conference USA Tournament champions (first time in program history)
 NCAA Austin Regional

2021

42-20 overall record
 22-8 conference record
 Conference USA West Division champions (first conference regular season title since 1992)
 25-14 home record (most home wins since 1989)
 NCAA Ruston Regional (first time in program history hosting a regional)

It is the first time since 1987-88 that the Bulldogs have won 40+ games in back-to-back seasons. Their 85 combined wins is tied for the ninth most in the history. LA Tech is also one of just 11 teams in the country to post 40+ victories in each of the last two seasons.

Tennessee	UC Santa Barbara	Southern Illinois	Southern Miss
Old Dominion	Central Michigan	Arkansas	East Carolina
Texas	Louisiana Tech	Ole Miss	

It is the first time since 1986-87 that the Bulldogs have gone to back-to-back NCAA regionals. LA Tech is one of 38 teams in the country (one of only two current C-USA schools along with Dallas Baptist) to reach the NCAA regionals in each of the last two seasons.

STACKING WINS

Of the current C-USA schools, LA Tech has the third most overall victories of any league team since joining the league in 2014 and the second most overall victories during the Lane Burroughs era (since 2017).

Most overall wins in Conference USA

	2022	2021	2020	2019	2018	2017	2016	2015	2014	Total
DBU	34-24-1	41-18	12-4	43-20	42-21	42-21	44-19	46-15	40-21	344-163-1
FAU	35-23	32-25	10-6	41-21	43-19-1	35-21-1	39-19	42-19	28-25	305-178-2
LA Tech	43-21	42-20	11-6	34-24	39-20	36-20	42-20	25-27	15-35	287-193
UTSA	38-20	22-26	10-7	28-30	32-24	29-28	17-34	33-25	35-26	244-220
Rice	17-39	23-29-1	2-14	26-33	26-31-2	33-31	38-24	37-22	42-20	244-243-3
Charlotte	36-22	40-21	9-8	21-31-1	34-24	34-24	23-32	19-29	19-31-1	235-222-2
FIU	16-34	20-31	10-5	23-32	26-28	31-27	29-29	30-31	36-20	221-237
UAB	31-25	18-36	7-9	27-29	21-33	24-31	21-34	33-25	35-21	217-243
MTSU	29-26	24-29-1	7-10	18-37	27-27-1	24-31	20-35	32-27	31-27	212-249-2
WKU	18-36	27-29	10-6	26-29-1	21-31	16-39	24-30	24-28	29-28	195-256-1

Most overall wins in Conference USA (Lane Burroughs era)

	2022	2021	2020	2019	2018	2017	Total
DBU	34-24-1	41-18	12-4	43-20	42-21	42-21	214-108-1
LA Tech	43-21	42-20	11-6	34-24	39-20	36-20	205-111
FAU	35-23	32-25	10-6	41-21	43-19-1	35-21-1	196-115-2
Charlotte	36-22	40-21	9-8	21-31-1	34-24	34-24	174-130-1
UTSA	38-20	22-26	10-7	28-30	32-24	29-28	159-135
MTSU	29-26	24-29-1	7-10	18-37	27-27-1	24-31	129-160-2
UAB	31-25	18-36	7-9	27-29	21-33	24-31	128-163
Rice	17-39	23-29-1	2-14	26-33	26-31-2	33-31	127-177-3
FIU	16-34	20-31	10-5	23-32	26-28	31-27	126-157
WKU	18-36	27-29	10-6	26-29-1	21-31	16-39	118-170-1



CONFERENCE USA SUCCESS

The Bulldogs have claimed Conference USA titles in each of the last two seasons, winning the 2022 C-USA Tournament championship and the 2021 C-USA West Division regular season title.

LA Tech has the second most league wins since joining C-USA in 2014 with 129 victories (second only to Florida Atlantic). They have finished in the top three in each of the last four seasons of conference play (won 20+ conference games in three of those).

FOUR BULLDOGS TAKEN IN FIRST 10 ROUNDS OF 2022 MLB DRAFT

Louisiana Tech's Ryan Jennings, Kyle Crigger, Taylor Young, and Cade Gibson made history as the most Bulldogs selected in the first 10 rounds of a Major League draft. The last and only time LA Tech has had multiple players drafted in the top 10 rounds was in 1990 when Kevin McGehee and Phil Hiatt were drafted four picks apart from each other in the eighth round.

Jennings was the first Bulldog off the board, selected 128th overall in the fourth round by the Toronto Blue Jays. The right-handed pitcher spent three years in the red and blue.

Crigger was the next Bulldog selected as he went in the seventh round with the 202nd pick to the Miami Marlins. The Bulldog closer spent three years at LA Tech and become the primary arm at the back end of the bullpen in 2022.

Young was the third Bulldog taken in the draft going 255th overall in the eighth round to the Los Angeles Dodgers. The West Monroe native spent all five years at LA Tech under head coach Lane Burroughs.

Gibson was the final Bulldog taken on day two as the Miami Marlins selected him 292nd overall in the 10th round. The Ruston native spent four years at LA Tech (2021-22) as a weekend starter.

BULLDOGS IN SUMMER BALL

HYANNIS HARBOR HAWKS – CAPE COD LEAGUE

Jonathan Fincher, LHP, Philip Matulia, INF/OF, Cole McConnell, OF

ROCKFORD RIVETS – NORTHWOODS LEAGUE

Tanner Knight, RHP, Thaxton Berch, INF/OF, Jeffrey Ince, INF

WATERLOO BUCKS – NORTHWOODS LEAGUE

Grant Hubka, RHP

WILLMAR STINGERS – NORTHWOODS LEAGUE

Reed Smith, RHP

ACADIANA CANE CUTTERS – TEXAS COLLEGIATE LEAGUE

Logan McLeod, 3B, Jackson Slaughter, C, Justin Williams, RHP

ARROYO SECO SAINTS – CALIFORNIA COLLEGIATE LEAGUE

Anthony Giannette, RHP, Jack Walker, OF

BETHESDA BIG TRAIN – CAL RIPKEN LEAGUE

Baylor Cobb, C, Colton Hegwood, INF

COMMUNITY FIRST BANK MOONSHOTS – COLLEGE SUMMER LEAGUE AT GRAND PARK

Riggs Easterling, INF, Slade Netterville, INF

HOLLY SPRINGS SALAMANDERS – COASTAL PLAIN LEAGUE

Caden Copeland, LHP

DANVILLE DANS – PROSPECT LEAGUE

Landon Tomkins, RHP

TRENTON THUNDER – MLB DRAFT LEAGUE

Dalton Davis, INF

UPPER VALLEY NIGHTHAWKS – THE NEW ENGLAND LEAGUE

Jonathan Hogart, OF

HONORED BULLDOGS

JONATHAN FINCHER

2023

C-USA Preseason Pitcher of the Year

C-USA Preseason All-Conference Team

Collegiate Baseball Preseason All-American 2022

Second Team All-Region by ABCA/Rawlings

CoSIDA Second Team Academic All-American

CoSIDA First Team Academic All-District

C-USA All-Academic Team

Second Team All-Louisiana

Collegiate Baseball Preseason All-American 2021

First Team All-Conference USA

Third Team NCBWA All-American

Dick Howser Award Semifinalist

CoSIDA Third Team Academic All-American

CoSIDA First Team Academic All-District

C-USA All-Academic Team

First Team All-Louisiana

C-USA Pitcher of the Week (twice)

2019

C-USA All-Freshman Team

COLE McCONNELL

2023

Collegiate Baseball Preseason All-American 2022

First Team All-Conference USA

Second Team All-Region by ABCA/Rawlings

First Team All-Louisiana

2021

C-USA All-Freshman Team

LOGAN McLEOD

2022

C-USA Defensive Player of the Year

RYAN HARLAND

2022

Second Team All-Conference USA

C-USA All-Freshman Team

Louisiana Freshman of the Year

Collegiate Baseball Freshman All-American

JORGE CORONA

2022

Second Team All-Conference USA

Honorable Mention All-Louisiana

PHILIP MATULIA

2023

C-USA Hitter of the Week

SERIES HISTORY VS. ARKANSAS

Overall Series Record: Arkansas leads, 27-7
Record in Ruston: Arkansas leads, 9-4
Record in Fayetteville: Arkansas leads, 14-2
Record at Neutral Sites: Arkansas leads, 4-1

Most Runs Scored by LA Tech: 12 (twice, last 2019)
Most Runs Scored by Arkansas: 22 (2004)
Largest victory by LA Tech: 12-1 (2001)
Largest victory by Arkansas: 22-2 (2004)

1986	H	Arkansas, 12-2	A	Arkansas, 22-2	2008	N	Arkansas, 9-8	
1988	N	Arkansas, 4-2	A	Arkansas, 13-2	2010	A	Arkansas, 5-4 (10)	
1990	A	Arkansas, 6-3	2005	H	Arkansas, 5-2	2012	N	Arkansas, 6-5 (10)
	A	Arkansas, 4-1		H	LA Tech, 10-8	2016	A	LA Tech, 3-2
1997	A	Arkansas, 8-0		H	Arkansas, 9-4	2017	H	LA Tech, 4-3
	A	Arkansas, 3-2	2006	A	Arkansas, 10-9		H	Arkansas, 13-10
1998	A	Arkansas, 19-8		A	Arkansas, 13-2	2019	A	Arkansas, 4-2
1999	H	Arkansas, 10-3		A	Arkansas, 10-2		A	LA Tech 12-7
2001	N	LA Tech, 12-1	2007	H	Arkansas, 4-2		A	Arkansas 11-0
2003	N	Arkansas, 19-7		H	LA Tech, 9-2	2021	H	Arkansas, 9-7(10)
2004	A	Arkansas, 2-0		H	Arkansas, 6-2		H	Arkansas, 8-1

LAST MEETING VS. ARKANSAS



2021 Louisiana Tech Baseball
#1 Arkansas at Louisiana Tech
Mar 14, 2021 at Ruston, La. (J.C. Love Field)



Arkansas 0 (12-1)

Louisiana Tech 2 (9-5)

Player	ab	r	h	rbi	bb	so	po	a	lob	avg
Robert Moore 2b	4	0	0	0	0	2	3	3	0	.309
Christian Franklin cf	3	0	0	0	0	1	2	0	0	.275
Matt Goodheart dh	3	0	1	0	1	0	0	0	0	.276
Zack Gregory pr	0	0	0	0	0	0	0	0	0	.286
Cayden Wallace rf	4	0	0	0	0	1	1	0	1	.244
Brady Slavens 1b	4	0	0	0	0	2	9	1	2	.306
Casey Opitz c	3	0	1	0	0	1	5	0	0	.366
Cullen Smith 3b	2	0	0	0	0	1	1	4	0	.270
Jalen Battles ss	3	0	0	0	0	1	1	4	1	.304
Braydon Webb lf	3	0	0	0	0	1	1	0	1	.042
Lael Lockhart p	0	0	0	0	0	0	0	1	0	-
Caleb Bolden p	0	0	0	0	0	0	1	0	0	-
Blake Adams p	0	0	0	0	0	0	0	0	0	-
Totals	29	0	2	0	1	10	24	13	5	

Player	ab	r	h	rbi	bb	so	po	a	lob	avg
Taylor Young 2b	3	0	0	1	1	0	4	4	1	.333
Hunter Wells 3b	4	0	0	0	0	1	0	0	2	.288
Parker Bates cf	3	0	0	0	0	0	3	0	0	.263
Steele Netterville rf	3	0	0	0	0	1	1	0	0	.229
Philip Matulia lf	1	0	0	0	0	1	0	0	0	.378
Adarius Myers ph	2	1	1	0	0	0	1	0	0	.300
Manny Garcia dh	3	1	1	0	0	0	0	0	0	.327
Ben Brantley 1b	3	0	2	1	0	0	5	1	0	.286
Kyle Hasler c	2	0	0	0	0	1	10	1	0	.182
Alex Ray ss	2	0	1	0	0	1	2	1	0	.342
Jarret Whorff p	0	0	0	0	0	0	1	1	0	-
Totals	26	2	5	2	1	5	27	8	3	

Score by Innings	1	2	3	4	5	6	7	8	9	R	H	E
Arkansas	0	0	0	0	0	0	0	0	0	0	2	0
Louisiana Tech	0	0	0	0	2	0	0	0	X	2	5	1

E - Ray(4). DP - Razorbacks 2; LA Tech 1. LOB - Razorbacks 5; LA Tech 3. 2B - Goodheart(1). HBP - Franklin; Smith; Ray. SH - Hasler. SB - Opitz(3).

Arkansas	ip	h	r	er	bb	so	ab	bf	np	era
Lael Lockhart	5.0	4	2	2	1	3	17	20	66	3.00
Caleb Bolden	1.0	0	0	0	0	0	3	3	11	5.14
Blake Adams	2.0	1	0	0	0	2	6	6	26	2.08

Louisiana Tech	ip	h	r	er	bb	so	ab	bf	np	era
Jarret Whorff	9.0	2	0	0	1	10	29	32	106	1.78

2023 OVERALL STATISTICS

Record: 8-4 Home: 7-3 Away: 1-1 Conference: 1-0

Player	avg	gp-gs	ab	r	h	2b	3b	hr	rbi	tb	slg%	bb	hp	so	gdp	ob%	sf	sh	sb-att	po	a	e	fld%
BURCHFIELD,	.360	9-8	25	8	9	3	0	1	9	15	.600	7	1	2	0	.515	0	0	0-0	0	0	0	.000
MYERS, Adari	.353	12-11	34	8	12	1	0	1	7	16	.471	8	1	5	1	.477	1	0	4-5	25	3	1	.966
DAVIS, Dalto	.319	12-12	47	8	15	2	0	2	11	23	.489	4	4	7	0	.418	0	0	0-0	89	13	2	.981
BATES, Ethan	.313	10-9	32	6	10	2	0	2	6	18	.563	8	1	5	0	.452	1	0	0-0	8	14	4	.846
CORONA, Jorg	.286	12-12	42	10	12	5	0	1	5	20	.476	4	4	10	1	.400	0	0	0-0	100	11	0	1.000
MCCONNELL, C	.286	4-4	14	4	4	1	0	0	1	5	.357	3	1	2	0	.444	0	0	0-0	6	1	0	1.000
MATULIA, Phi	.283	11-11	46	11	13	2	1	6	16	35	.761	2	2	14	0	.340	0	0	0-0	17	0	1	.944
MCLEOD, Loga	.250	12-12	32	7	8	3	0	0	7	11	.344	4	4	7	1	.400	0	0	0-0	15	24	2	.951
DROST, Brody	.220	12-11	41	10	9	1	0	2	7	16	.390	11	0	12	0	.385	0	0	0-1	17	1	0	1.000
HEGWOOD, Col	.188	9-4	16	3	3	1	0	1	2	7	.438	1	1	7	0	.278	0	0	0-0	8	8	2	.889
INCE, Jeffre	.182	4-1	11	1	2	0	0	1	1	5	.455	0	0	3	0	.182	0	0	0-0	0	6	0	1.000
HOGART, Jona	.150	6-5	20	1	3	1	0	0	0	4	.200	1	1	6	1	.227	0	0	0-1	5	0	1	.833
SAFFORD, Wil	.125	9-8	24	2	3	3	0	0	4	6	.250	3	1	7	0	.241	1	0	1-1	15	21	0	1.000
BERCH, Thaxt	.000	3-0	3	0	0	0	0	0	0	0	.000	0	0	3	0	.000	0	0	0-0	2	0	0	1.000
COBB, Baylor	.000	2-0	2	0	0	0	0	0	0	0	.000	0	0	2	0	.000	0	0	0-0	3	0	0	1.000
SLAUGHTER, J	.000	1-0	1	0	0	0	0	0	1	0	.000	0	0	0	0	.000	0	0	0-0	3	0	0	1.000
EASTERLING,	.000	2-0	1	0	0	0	0	0	0	0	.000	0	0	1	0	.000	0	0	0-0	1	0	0	1.000
NETTERVILLE,	.000	1-0	1	0	0	0	0	0	0	0	.000	0	0	0	0	.000	0	0	0-0	0	0	0	.000
TOMKINS, Lan	.000	1-0	0	0	0	0	0	0	0	0	.000	0	0	0	0	.000	0	0	0-0	1	2	0	1.000
WILLIAMS, Ju	.000	1-0	0	0	0	0	0	0	0	0	.000	1	0	0	0	1.000	0	0	0-0	2	0	0	1.000
Totals	.263	12	392	79	103	25	1	17	77	181	.462	57	21	93	4	.383	3	0	5-8	321	113	14	.969
Opponents	.290	12	434	64	126	28	1	10	59	186	.429	41	15	103	6	.369	3	2	6-11	302	83	9	.977

LOB - Team (92), Opp (110). DPs turned - Team (9), Opp (7). IBB - Team (1), BURCHFIELD, 1. Picked off - HOGART, Jona 2.

(All games Sorted by Earned run avg)

Player	era	w-l	app	gs	cg	sho	sv	ip	h	r	er	bb	so	2b	3b	hr	b/avg	wp	hp	bks	sfa	sha
CRABB, Isaac	0.00	0-0	4	0	0	0/0	0	6.1	8	2	0	2	4	3	0	0	.348	1	2	0	0	0
BATES, Ethan	0.00	2-0	4	0	0	0/0	2	6.0	2	0	0	2	9	0	0	0	.105	2	3	1	0	0
WILLIAMS, Ju	0.00	0-0	2	0	0	0/0	0	2.1	1	0	0	3	2	0	0	0	.125	2	1	0	0	0
KNIGHT, Tann	0.00	0-0	1	0	0	0/0	0	2.0	3	0	0	1	3	0	0	0	.300	0	0	0	0	0
TOMKINS, Lan	0.71	2-0	5	0	0	0/0	0	12.2	9	1	1	3	11	0	0	0	.191	0	0	0	0	0
FINCHER, Jon	2.84	2-1	4	3	0	0/0	0	19.0	16	6	6	3	19	7	0	1	.225	0	1	0	2	0
SPARKS, Alec	3.60	1-0	4	0	0	0/0	0	10.0	13	4	4	2	15	3	0	1	.302	4	0	0	0	1
HECTOR, Rawl	4.40	1-1	4	3	0	0/0	0	14.1	19	12	7	8	11	2	0	1	.317	1	2	0	1	0
FRAGINALS, N	4.50	0-0	2	1	0	0/0	0	4.0	3	2	2	3	2	0	0	1	.214	0	0	0	0	0
SMITH, Reed	6.75	0-1	3	3	0	0/0	0	9.1	10	8	7	2	9	2	0	1	.256	0	1	0	0	1
HARLAND, Rya	7.04	0-1	4	0	0	0/0	0	7.2	10	6	6	3	4	2	0	2	.313	2	0	0	0	0
COPELAND, Ca	7.36	0-0	2	0	0	0/0	0	3.2	5	3	3	1	3	0	0	1	.333	1	1	0	0	0
HAVERN, Jaco	17.18	0-0	2	0	0	0/0	0	3.2	7	7	7	3	1	3	0	1	.438	0	3	0	0	0
MARTINEZ, Gr	19.50	0-0	3	2	0	0/0	0	6.0	20	13	13	5	10	6	1	1	.541	1	1	0	0	0
Totals	4.71	8-4	12	12	0	0/0	2	107.0	126	64	56	41	103	28	1	10	.290	14	15	1	3	2
Opponents	6.71	4-8	12	12	0	1/1	1	100.2	103	79	75	57	93	25	1	17	.263	16	21	3	3	0

PB - Team (1), CORONA, Jorg 1, Opp (3). Pickoffs - Team (2), HARLAND, Rya 1, CORONA, Jorg 1, Opp (1). SBA/ATT - CORONA, Jorg (6-11), MARTINEZ, Gr (3-3), HECTOR, Rawl (2-3), SMITH, Reed (1-1), HAVERN, Jaco (0-1), COPELAND, Ca (0-1), CRABB, Isaac (0-1), FINCHER, Jon (0-1).

2023 FIELDING STATISTICS

Player	c	po	a	e	fld%	dp	sba	csb	sba%	pb	ci
CORONA, Jorg	111	100	11	0	1.000	0	6	5	.545	1	0
SAFFORD, Wil	36	15	21	0	1.000	6	0	0	---	0	0
DROST, Brody	18	17	1	0	1.000	0	0	0	---	0	0
MCCONNELL, C	7	6	1	0	1.000	0	0	0	---	0	0
INCE, Jeffre	6	0	6	0	1.000	1	0	0	---	0	0
TOMKINS, Lan	3	1	2	0	1.000	0	0	0	---	0	0
SMITH, Reed	3	0	3	0	1.000	0	1	0	1.000	0	0
COBB, Baylor	3	3	0	0	1.000	0	0	0	---	0	0
SLAUGHTER, J	3	3	0	0	1.000	0	0	0	---	0	0
WILLIAMS, Ju	2	2	0	0	1.000	0	0	0	---	0	0
BERCH, Thaxt	2	2	0	0	1.000	0	0	0	---	0	0
FRAGINALS, N	2	1	1	0	1.000	0	0	0	---	0	0
HARLAND, Rya	2	0	2	0	1.000	0	0	0	---	0	0
FINCHER, Jon	1	0	1	0	1.000	0	0	1	.000	0	0
HAVERN, Jaco	1	0	1	0	1.000	0	0	1	.000	0	0
MARTINEZ, Gr	1	1	0	0	1.000	0	3	0	1.000	0	0
EASTERLING,	1	1	0	0	1.000	0	0	0	---	0	0
DAVIS, Dalto	104	89	13	2	.981	9	0	0	---	0	0
MYERS, Adari	29	25	3	1	.966	0	0	0	---	0	0
MCLEOD, Loga	41	15	24	2	.951	6	0	0	---	0	0
MATULIA, Phi	18	17	0	1	.944	1	0	0	---	0	0
HEGWOOD, Col	18	8	8	2	.889	1	0	0	---	0	0
BATES, Ethan	26	8	14	4	.846	0	0	0	---	0	0
HOGART, Jona	6	5	0	1	.833	0	0	0	---	0	0
CRABB, Isaac	4	2	1	1	.750	1	0	1	.000	0	0
KNIGHT, Tann	0	0	0	0	.000	0	0	0	---	0	0
COPELAND, Ca	0	0	0	0	.000	0	0	1	.000	0	0
NETTERVILLE,	0	0	0	0	.000	0	0	0	---	0	0
BURCHFIELD,	0	0	0	0	.000	0	0	0	---	0	0
HECTOR, Rawl	0	0	0	0	.000	0	2	1	.667	0	0
SPARKS, Alec	0	0	0	0	.000	0	0	0	---	0	0
Totals	448	321	113	14	.969	9	6	5	.545	1	0
Opponents	394	302	83	9	.977	7	5	3	.625	3	0

2023 GAME SUMMARIES

Score by innings	1	2	3	4	5	6	7	8	9	EX	Total
Louisiana Tech	6	9	9	9	14	10	12	9	0	1	79
Opponents	15	15	8	4	4	5	4	5	4	0	64

Record when ...

Overall	8-4	After 6 leading	5-0
Conference	1-0 trailing	2-3
Non-Conference	7-4 tied	1-0
Home games	7-3	After 7 leading	6-0
Away games	1-1 trailing	2-3
Neutral site	0-0 tied	0-0
Day games	4-2	After 8 leading	7-0
Night games	4-2 trailing	0-3
vs Left starter	1-1 tied	1-0
vs Right starter	7-3		
1-Run games	3-1	Hit 0 home runs	1-3
2-Run games	1-0	... 1 home run	1-0
5+Run games	4-3	... 2+ home runs	6-1
Extra innings	1-0		
Shutouts	0-1	Opponent 0 home runs	5-0
	 1 home run	3-1
Scoring 0-2 runs	0-3 2+ HRs	0-3
..... 3-5 runs	2-1		
..... 6-9 runs	2-0	Made 0 errors	4-0
..... 10+ runs	4-0 1 error	3-2
	 2+ errors	1-2
Opponent 0-2 runs	3-0		
..... 3-5 runs	3-1	Opp. made 0 errors	3-2
..... 6-9 runs	2-2 1 error	4-1
..... 10+ runs	0-1 2+ errors	1-1
Scored in 1st inning	3-0	Out-hit opponent	3-0
Opp. scored in 1st	6-2	Out-hit by opponent	4-4
Scores first	1-1	Hits are tied	1-0
Opp. scores first	7-3		

Record when team scores:

Runs	0	1	2	3	4	5	6	7	8	9	10+
W-L	0-1	0-1	0-1	1-1	0-0	1-0	1-0	0-0	1-0	0-0	4-0

Record when opponent scores:

Runs	0	1	2	3	4	5	6	7	8	9	10+
W-L	0-0	1-0	2-0	0-0	1-1	2-0	1-0	0-0	0-2	1-0	0-1

Record when leading after:

Inn.	1	2	3	4	5	6	7	8
W-L	2-0	3-0	3-1	5-0	6-0	5-0	6-0	7-0

Record when trailing after:

Inn.	1	2	3	4	5	6	7	8
W-L	5-2	5-3	4-3	3-3	2-4	2-3	2-3	0-3

Record when tied after:

2023 TEAM BATTING GAME-BY-GAME

2023 Louisiana Tech Baseball Team Game-by-Game for Louisiana Tech (as of Mar 06, 2023) Batting (All games)

Date	Opponent	ab	r	h	rbi	2b	3b	hr	tb	bb	ibb	sb	cs	hbp	sac	sf	qdp	k	po	a	e	lob	avg
Feb 17	BYU	31	1	4	1	1	0	0	5	0	0	0	0	1	0	0	0	5	27	9	1	4	.129
Feb 18	BYU	32	8	8	7	1	0	2	15	7	0	1	0	2	0	0	0	5	27	7	0	9	.190
Feb 18	BYU	34	2	7	2	2	0	0	9	3	0	0	0	1	0	0	0	12	27	10	3	9	.196
Feb 20	BYU	31	10	9	9	4	0	2	19	6	0	2	0	2	0	1	1	5	27	12	0	6	.219
Feb 24	NICHOLLS STATE	37	11	14	11	6	0	2	26	6	0	0	0	3	0	0	1	8	27	11	0	11	.255
Feb 25	NICHOLLS STATE	30	3	6	3	0	0	2	12	1	0	0	0	1	0	0	0	5	27	10	1	5	.246
Feb 26	NICHOLLS STATE	31	0	4	0	1	0	0	5	3	0	0	1	1	0	0	0	13	27	9	2	8	.230
Feb 28	at Ole Miss	32	6	8	6	1	0	1	12	5	0	0	0	1	0	0	1	11	27	9	1	5	.233
Mar 01	at Ole Miss	23	3	5	3	2	0	2	13	3	0	1	0	0	0	0	0	8	18	9	1	5	.231
Mar 03	NORTHWESTERN	34	14	15	14	4	0	4	31	8	0	0	1	3	0	2	0	6	27	4	1	9	.254
*Mar 05	NORTHWESTERN	37	16	14	16	3	1	0	19	9	0	1	0	4	0	0	0	4	27	15	0	10	.267
Mar 04	NORTHWESTERN	40	5	9	5	0	0	2	15	6	1	0	1	2	0	0	1	11	33	8	4	11	.263
Totals		392	79	103	77	25	1	17	181	57	1	5	3	21	0	3	4	93	321	113	14	92	.263

2023 Louisiana Tech Baseball
Team Game-by-Game for Louisiana Tech (as of Mar 06, 2023)
Pitching (All games)

Date	Opponent	ip	h	r	er	bb	so	2b	3b	hr	wp	bk	hbp	dp	ibb	score	w-l	sv	era
Feb 17	BYU	9.0	15	10	10	4	10	7	0	1	3	0	3	0	0	1-10	0-1	0	10.00
Feb 18	BYU	9.0	14	6	6	4	14	3	0	1	1	0	0	1	0	8-6	1-1	0	8.00
Feb 18	BYU	9.0	12	8	4	5	8	1	0	2	2	0	0	0	0	2-8	1-2	0	6.67
Feb 20	BYU	9.0	5	2	2	2	12	0	0	0	1	0	2	0	0	10-2	2-2	0	5.50
Feb 24	NICHOLLS STATE	9.0	5	1	1	1	4	1	0	1	1	0	1	3	0	11-1	3-2	0	4.60
Feb 25	NICHOLLS STATE	9.0	11	2	2	3	5	1	0	0	0	1	0	1	0	3-2	4-2	1	4.17
Feb 26	NICHOLLS STATE	9.0	11	8	7	1	7	3	0	2	2	0	1	0	0	0-8	4-3	1	4.57
Feb 28	at Ole Miss	9.0	13	5	4	7	12	1	1	0	0	0	1	2	0	6-5	5-3	2	4.50
Mar 01	at Ole Miss	6.0	6	4	4	6	5	0	0	2	2	0	0	1	0	3-4	5-4	2	4.62
Mar 03	NORTHWESTERN	9.0	8	5	5	2	9	4	0	1	0	0	1	0	0	14-5	6-4	2	4.66
*Mar 05	NORTHWESTERN	9.0	17	9	9	4	5	5	0	0	1	0	1	1	0	16-9	7-4	2	5.06
Mar 04	NORTHWESTERN	11.0	9	4	2	2	12	2	0	0	1	0	5	0	0	5-4	8-4	2	4.71
Totals		107.0	126	64	56	41	103	28	1	10	14	1	15	9	0	79-64	8-4	2	4.71

2023 TEAM GAME HIGHS**Batting**

At bats:	37	-	vs Nicholls State (Feb 24, 2023)
	37	-	vs Northwestern (Mar 05, 2023)
Runs scored:	16	-	vs Northwestern (Mar 05, 2023)
Hits:	15	-	vs Northwestern (Mar 03, 2023)
RBIs:	16	-	vs Northwestern (Mar 05, 2023)
Doubles:	6	-	vs Nicholls State (Feb 24, 2023)
Triples:	1	-	vs Northwestern (Mar 05, 2023)
Home runs:	4	-	vs Northwestern (Mar 03, 2023)
Total bases:	31	-	vs Northwestern (Mar 03, 2023)
Walks:	9	-	vs Northwestern (Mar 05, 2023)
Strikeouts:	13	-	vs Nicholls State (Feb 26, 2023)
Sac flies:	2	-	vs Northwestern (Mar 03, 2023)
Stolen bases:	2	-	vs BYU (Feb 20, 2023)
Hit by pitch:	4	-	vs Northwestern (Mar 05, 2023)
Caught stealing:	1	-	vs Nicholls State (Feb 26, 2023)
	1	-	vs Northwestern (Mar 03, 2023)
Runners LOB:	11	-	vs Nicholls State (Feb 24, 2023)
Hit into DP:	1	-	(6 times)

Fielding

Putouts:	27	-	(10 times)
Assists:	15	-	vs Northwestern (Mar 05, 2023)
Errors:	3	-	vs BYU (Feb 18, 2023)
Passed balls:	1	-	vs Northwestern (Mar 05, 2023)
DPs turned:	3	-	vs Nicholls State (Feb 24, 2023)

Pitching

Innings pitched:	9.0	-	(10 times)
Runs allowed:	10	-	vs BYU (Feb 17, 2023)
Earned runs:	10	-	vs BYU (Feb 17, 2023)
Walks allowed:	7	-	at Ole Miss (Feb 28, 2023)
Strikeouts:	14	-	vs BYU (Feb 18, 2023)
Hits allowed:	17	-	vs Northwestern (Mar 05, 2023)
Doubles allowed:	7	-	vs BYU (Feb 17, 2023)
Triples allowed:	1	-	at Ole Miss (Feb 28, 2023)
Homers allowed:	2	-	vs BYU (Feb 18, 2023)
	2	-	vs Nicholls State (Feb 26, 2023)
	2	-	at Ole Miss (Mar 01, 2023)
Wild pitches:	3	-	vs BYU (Feb 17, 2023)
Hit batters:	3	-	vs BYU (Feb 17, 2023)

2023 INDIVIDUAL GAME HIGHS

Batting

At bats:	6	-	MATULIA, Phi vs Northwestern (Mar 05, 2023)
Runs scored:	4	-	MATULIA, Phi vs Nicholls State (Feb 24, 2023)
Hits:	4	-	MATULIA, Phi vs Nicholls State (Feb 24, 2023)
	4	-	MATULIA, Phi vs Northwestern (Mar 05, 2023)
RBI:	5	-	MATULIA, Phi vs Nicholls State (Feb 24, 2023)
Doubles:	2	-	CORONA, Jorg vs BYU (Feb 20, 2023)
Triples:	1	-	MATULIA, Phi vs Northwestern (Mar 05, 2023)
Home runs:	2	-	MATULIA, Phi vs Nicholls State (Feb 24, 2023)
Total bases:	11	-	MATULIA, Phi vs Nicholls State (Feb 24, 2023)
Walks:	3	-	DROST, Brody vs Nicholls State (Feb 24, 2023)
Strikeouts:	4	-	MATULIA, Phi at Ole Miss (Feb 28, 2023)
Sac flies:	1	-	SAFFORD, Wil vs BYU (Feb 20, 2023)
	1	-	BATES, Ethan vs Northwestern (Mar 03, 2023)
	1	-	MYERS, Adari vs Northwestern (Mar 03, 2023)
Stolen bases:	2	-	MYERS, Adari vs BYU (Feb 20, 2023)
Hit by pitch:	2	-	MCLEOD, Loga vs Nicholls State (Feb 24, 2023)
	2	-	DAVIS, Dalto vs Northwestern (Mar 05, 2023)
Caught stealing:	1	-	HOGART, Jona vs Nicholls State (Feb 26, 2023)
	1	-	MYERS, Adari vs Northwestern (Mar 03, 2023)
Runners LOB:	5	-	CORONA, Jorg vs Nicholls State (Feb 26, 2023)
	5	-	DAVIS, Dalto vs Northwestern (Mar 03, 2023)

Fielding

Putouts:	14	-	CORONA, Jorg vs BYU (Feb 18, 2023)
	14	-	DAVIS, Dalto vs Northwestern (Mar 05, 2023)
Assists:	9	-	MCLEOD, Loga vs Northwestern (Mar 05, 2023)
Errors:	2	-	HEGWOOD, Col vs Nicholls State (Feb 26, 2023)
Passed balls:	1	-	CORONA, Jorg vs Northwestern (Mar 05, 2023)

Pitching

Innings pitched:	7.0	-	FINCHER, Jon vs Nicholls State (Feb 24, 2023)
	7.0	-	FINCHER, Jon vs Northwestern (Mar 03, 2023)
Runs allowed:	7	-	HECTOR, Rawl vs BYU (Feb 18, 2023)
Earned runs:	5	-	MARTINEZ, Gr vs BYU (Feb 18, 2023)
	5	-	MARTINEZ, Gr vs Northwestern (Mar 05, 2023)
Walks allowed:	3	-	MARTINEZ, Gr vs BYU (Feb 18, 2023)
	3	-	HECTOR, Rawl vs BYU (Feb 18, 2023)
	3	-	FRAGINALS, N at Ole Miss (Mar 01, 2023)
Strikeouts:	9	-	SPARKS, Alec vs BYU (Feb 18, 2023)
Hits allowed:	8	-	MARTINEZ, Gr vs BYU (Feb 18, 2023)

2023 TEAM RESULTS

2023 Louisiana Tech Baseball Game Results for Louisiana Tech (as of Mar 06, 2023) (All games)

Date	Opponent	Score	Inns	Overall	Conference	Pitcher of record	Attend	Time
Feb 17, 2023	BYU	L 1-10	9	0-1-0	0-0-0	FINCHER, Jon (L 0-1)	2204	2:48
Feb 18, 2023	BYU-1	w 8-6	9	1-1-0	0-0-0	TOMKINS, Lan (W 1-0)	1917	3:15
Feb 18, 2023	BYU-2	L 2-8	9	1-2-0	0-0-0	HECTOR, Rawl (L 0-1)	1917	2:54
Feb 20, 2023	BYU	w 10-2	9	2-2-0	0-0-0	BATES, Ethan (W 1-0)	1748	2:48
Feb 24, 2023	NICHOLLS STATE	w 11-1	9	3-2-0	0-0-0	FINCHER, Jon (W 1-1)	2030	2:41
Feb 25, 2023	NICHOLLS STATE	w 3-2	9	4-2-0	0-0-0	HECTOR, Rawl (W 1-1)	2084	2:21
Feb 26, 2023	NICHOLLS STATE	L 0-8	9	4-3-0	0-0-0	SMITH, Reed (L 0-1)	2141	2:39
Feb 28, 2023	at #4 Ole Miss	w 6-5	9	5-3-0	0-0-0	TOMKINS, Lan (W 2-0)	10098	2:55
Mar 01, 2023	at #4 Ole Miss	L 3-4	6	5-4-0	0-0-0	HARLAND, Rya (L 0-1)	9329	2:28
Mar 03, 2023	NORTHWESTERN	w 14-5	9	6-4-0	0-0-0	FINCHER, Jon (W 2-1)	2088	2:43
* Mar 05, 2023	NORTHWESTERN	w 16-9	9	7-4-0	1-0-0	SPARKS, Alec (W 1-0)	2114	3:30
Mar 04, 2023	NORTHWESTERN	w 5-4	(11)	8-4-0	1-0-0	BATES, Ethan (W 2-0)	2068	3:30

() extra inning game

2023 TRENDS

RECORD BREAKDOWN

Overall	8-4
vs. top-25 teams	1-1
At home	7-3
On the road	1-1
At neutral sites	0-0
In day games	5-2
In night games	3-2
In extra innings	1-0
vs. right-handed starter	7-3
vs. left-handed starter	1-1
When starter goes 5+ innings	3-0
When starter goes less than 5 innings	5-4
When scoring first	1-1
When opponent scores first	7-3
When scoring in 1st inning	3-0
When leading after 6 innings	5-0
When trailing after 6 innings	2-4
When tied after 6 innings	1-0
When leading after 7 innings	6-0
When trailing after 7 innings	2-3
When tied after 7 innings	0-0
When leading after 8 innings	7-0
When trailing after 8 innings	0-3
When tied after 8 innings	1-0
In one-run games	3-1
In two-run games	1-0
When scoring 5+ runs	7-0
When scoring 8+ runs	5-0
When scoring 10+ runs	4-0
Shutouts/times shut out	0/1
When opponent scores 5 runs or less	7-1
When opponent scores 6 runs or more	2-3
When collecting 0-5 hits	0-3
When collecting 5-9 hits	5-1
When collecting 10+ hits	3-0
When out-hitting opponent	3-0
When out-hit by opponent	4-4
When hits are equal	1-0
When hitting a home run	7-1
When hitting multiple home runs	6-1
When errorless	4-0
When committing one error	3-2
When committing 2+ errors	1-2
When opponent is errorless	3-2
In midweek games	1-1
In weekend games	7-3
In rubber matches	0-0
Game 1 of weekend series	2-1
Game 2 of weekend series	3-0
Game 3 of weekend series	1-2
Game 4 of weekend series	1-0
In February	5-3
In March	3-1
In April	0-0
In May	0-0
In June	0-0
On Monday	1-0
On Tuesday	1-0
On Wednesday	0-1
On Thursday	0-0
On Friday	2-1
On Saturday	3-1
On Sunday	1-1
White/white/blue accessories	2-1
Pins/pins/blue accessories	3-0
Red/pins/blue accessories	0-1
Blue/blue/blue accessories	1-1
Red/gray/red accessories	1-0
Gray/gray/blue accessories	0-1
Baby blue/baby blue/red accessories	1-0

MULTI-HIT GAMES

2023 SEASON

Name	2	3	4	5+	Total
Jorge Corona	4	-	-	-	4
Adarius Myers	4	-	-	-	4
Dalton Davis	2	1	-	-	3
Brody Drost	2	-	-	-	2
Philip Matulia	-	-	2	-	2
Logan McLeod	1	1	-	-	2
Ethan Bates	1	1	-	-	2
Cole McConnell	1	-	-	-	1
Walker Burchfield	-	1	-	-	1
TEAM	15	4	2	-	21

BULLDOG CAREER

Name	2	3	4	5+	Total
Cole McConnell	34	10	3	-	50
Jorge Corona	34	8	-	-	42
Philip Matulia	30	7	2	-	39
Adarius Myers	17	3	-	-	20
Logan McLeod	11	3	1	-	15
Walker Burchfield	5	1	-	-	6
Dalton Davis	2	1	-	-	3
Thaxton Berch	1	1	-	-	2
Brody Drost	2	-	-	-	2
Ethan Bates	1	1	-	-	2
TEAM	137	35	6	-	178

MULTI-RBI GAMES

2023 SEASON

Name	2	3	4	5+	Total
Philip Matulia	1	1	1	1	4
Dalton Davis	3	1	-	-	4
Walker Burchfield	4	-	-	-	4
Adarius Myers	3	-	-	-	3
Logan McLeod	2	1	-	-	3
Brody Drost	-	2	-	-	2
Jorge Corona	1	-	-	-	1
Will Safford	1	-	-	-	1
Ethan Bates	-	-	1	-	1
Colton Hegwood	1	-	-	-	1
TEAM	16	5	2	1	24

BULLDOG CAREER

Name	2	3	4	5+	Total
Philip Matulia	27	9	2	1	39
Cole McConnell	17	6	4	2	29
Jorge Corona	16	2	4	2	24
Adarius Myers	14	2	1	-	17
Walker Burchfield	9	3	-	-	12
Logan McLeod	5	2	-	-	7
Kyle Hasler	1	2	1	-	4
Dalton Davis	3	1	-	-	4
Brody Drost	-	2	-	-	2
Colton Hegwood	1	-	-	-	1
Will Safford	1	-	-	-	1
Ethan Bates	-	-	1	-	1
TEAM	85	28	11	5	129

HITTING STREAKS

2023 SEASON

Name	Longest	Current
Dalton Davis	8	3
Brody Drost	5	1
Philip Matulia	5	-
Adarius Myers	5	-
Walker Burchfield	4	4
Ethan Bates	4	-
Jorge Corona	4	4

ON BASE STREAKS

2023 SEASON

Name	Longest	Current
Dalton Davis	12	12
Walker Burchfield	9	9
Ethan Bates	9	9
Jorge Corona	5	5

2023 HOME RUNS

2023 SEASON

Name	Solo	2R	3R	GS	Total
Philip Matulia	3	1	2	-	6
Brody Drost	1	-	1	-	2
Walker Burchfield	-	1	-	-	1
Dalton Davis	1	1	-	-	2
Jorge Corona	1	-	-	-	1
Ethan Bates	1	1	-	-	2
Colton Hegwood	-	1	-	-	1
Adarius Myers	1	-	-	-	1
Jeffrey Ince	1	-	-	-	1
TEAM	9	5	3	-	17

BULLDOG CAREER

Name	Solo	2R	3R	GS	Total
Philip Matulia	9	13	3	-	25
Jorge Corona	10	8	2	3	23
Cole McConnell	2	6	3	2	13
Walker Burchfield	4	2	1	-	7
Adarius Myers	3	2	1	1	7
Kyle Hasler	3	1	1	-	5
Brody Drost	1	-	1	-	2
Dalton Davis	1	1	-	-	2
Ethan Bates	1	1	-	-	2
Logan McLeod	1	-	-	-	1
Jeffrey Ince	1	-	-	-	1
Colton Hegwood	-	1	-	-	1
TEAM	36	35	12	6	89

HOME RUN BREAKDOWN

Total	17
At J.C. Love Field	14
On the road	3
At neutral site	-
With 0 outs	7
With 1 out	6
With 2 outs	4
Back-to-Back	2
Pinch-hit	1
Walk-off	-
In 1st inning	1
In 2nd inning	2
In 3rd inning	1
In 4th inning	3
In 5th inning	2
In 6th inning	1
In 7th inning	4
In 8th inning	3
In 9th inning	-
In extra innings	-

2023 HOME RUN TRACKER

Date	Opponent	Player	Distance	Exit Velocity	Launch Angle
Feb. 17	BYU	-----			
Feb. 18 (G1)	BYU	Philip Matulia	386 ft.	101.1 mph	27.0°
	BYU	Dalton Davis	411 ft.	102.6 mph	24.0°
Feb. 18 (G2)	BYU	-----			
Feb. 20	BYU	Philip Matulia	394 ft.	104.7 mph	30.8°
		Brody Drost	402 ft.	103.1 mph	31.1°
Feb. 24	NICHOLLS STATE	Philip Matulia	398 ft.	104.0 mph	31.2°
		Philip Matulia	353 ft.	98.9 mph	32.8°
Feb. 25	NICHOLLS STATE	Philip Matulia	329 ft.	95.9 mph	36.4°
		Jorge Corona	406 ft.	103.2 mph	29.9°
Feb. 26	NICHOLLS STATE	-----			
Feb. 28	at #4 Ole Miss	Brody Drost	N/A	N/A	N/A
March 1	at #4 Ole Miss	Ethan Bates	N/A	N/A	N/A
		Walker Burchfield	N/A	N/A	N/A
March 3	NORTHWESTERN	Ethan Bates	403 ft.	106.3 mph	29.2°
		Jeffrey Ince	393 ft.	104.1 mph	34.1°
		Philip Matulia	386 ft.	102.4 mph	36.4°
		Adarius Myers	392 ft.	100.4 mph	30.1°
March 4	NORTHWESTERN	Colton Hegwood	360 ft.	100.8 mph	31.4°
		Dalton Davis	342 ft.	108.2 mph	26.3°
March 5	NORTHWESTERN	-----			
March 10	at #3 Arkansas				
March 11	at #3 Arkansas				
March 12	at #3 Arkansas				
March 14	AIR FORCE				
March 15	AIR FORCE				
March 17	CHARLOTTE*				
March 18	CHARLOTTE*				
March 19	CHARLOTTE*				
March 21	at ULM				
March 24	at WKU*				
March 25	at WKU*				
March 26	at WKU*				
March 28	SACRAMENTO STATE				
March 31	DALLAS BAPTIST*				
April 1	DALLAS BAPTIST*				
April 2	DALLAS BAPTIST*				
April 4	at Northwestern State				
April 6	at Rice*				
April 7	at Rice*				
April 8	at Rice*				
April 11	at UL-Lafayette				
April 12	ULM				
April 14	FIU*				
April 15	FIU*				
April 16	FIU*				
April 18	SOUTHERN MISS*				
April 21	at Dallas Baptist*				
April 22	at Dallas Baptist*				
April 23	at Dallas Baptist*				
April 26	at Southern Miss				
April 28	at Middle Tennessee*				
April 29	at Middle Tennessee*				
April 30	at Middle Tennessee*				
May 2	NORTHWESTERN STATE				
May 5	UAB*				
May 6	UAB*				
May 7	UAB*				
May 9	UL-LAFAYETTE				
May 12	at Florida Atlantic*				
May 13	at Florida Atlantic*				
May 14	at Florida Atlantic*				
May 18	UTSA*				
May 19	UTSA*				
May 20	UTSA				

2023 STARTING LINEUPS (BY BATTING ORDER)

DATE	OPP	1	2	3	4	5	6	7	8	9
2/17	BYU	Hogart	McConnell	Davis	Matulia	Corona	Bates	Myers	Safford	McLeod
2/18	BYU	Drost	McConnell	Davis	Matulia	Corona	Myers	Bates	McLeod	Safford
2/18	BYU	Hogart	McConnell	Davis	Burchfield	Drost	Corona	McLeod	Bates	Hegwood
2/20	BYU	Drost	McConnell	Davis	Matulia	Corona	Myers	Safford	McLeod	Hegwood
2/24	NICHOLLS STATE	Drost	Hogart	Davis	Matulia	Corona	Myers	Burchfield	McLeod	Ince
2/25	NICHOLLS STATE	Drost	Bates	Davis	Matulia	Corona	Myers	Burchfield	Safford	McLeod
2/26	NICHOLLS STATE	Hogart	Drost	Davis	Matulia	Corona	Myers	Burchfield	Hegwood	McLeod
2/28	at #4 Ole Miss	Drost	Bates	Davis	Matulia	Corona	Myers	Hogart	Safford	McLeod
3/1	at #4 Ole Miss	Drost	Bates	Davis	Matulia	Corona	Myers	Burchfield	Safford	McLeod
3/3	NORTHWESTERN	Drost	Bates	Davis	Matulia	Corona	Myers	Burchfield	Safford	McLeod
3/4	NORTHWESTERN	Drost	Bates	Davis	Matulia	Corona	Myers	Burchfield	Safford	McLeod
3/5	NORTHWESTERN	Drost	Bates	Davis	Matulia	Corona	Myers	Burchfield	Megwood	McLeod
3/10	at Arkansas									
3/11	at Arkansas									
3/12	at Arkansas									
3/14	AIR FORCE									
3/15	AIR FORCE									
3/17	CHARLOTTE*									
3/18	CHARLOTTE*									
3/19	CHARLOTTE*									
3/21	at ULM									
3/24	at WKU*									
3/25	at WKU*									
3/26	at WKU*									
3/28	SACRAMENTO STATE									
3/31	DALLAS BAPTIST*									
4/1	DALLAS BAPTIST*									
4/2	DALLAS BAPTIST*									
4/4	at Northwestern State									
4/6	at Rice*									
4/7	at Rice*									
4/8	at Rice*									
4/11	at UL-Lafayette									
4/12	ULM									
4/14	FIU*									
4/15	FIU*									
4/16	FIU*									
4/18	SOUTHERN MISS									
4/21	at Dallas Baptist*									
4/22	at Dallas Baptist*									
4/23	at Dallas Baptist*									
4/26	at Southern Miss*									
4/28	at Middle Tennessee*									
4/29	at Middle Tennessee*									
4/30	at Middle Tennessee*									
5/2	NORTHWESTERN STATE									
5/5	UAB*									
5/6	UAB*									
5/7	UAB*									
5/9	UL-LAFAYETTE									
5/12	at Florida Atlantic*									
5/13	at Florida Atlantic*									
5/14	at Florida Atlantic*									
5/18	UTSA*									
5/19	UTSA*									
5/20	UTSA*									

INDIVIDUAL SEASON PROGRAM HITTING RECORDS

SEASON BATTING AVERAGE

(Min. 2.5 AB per game)

Player	Year	AB	Avg.
1. Wade Scott	1958	74	.473
2. Jim Orton	1958	76	.447
3. Dale Holman	1979	167	.407
4. Charlie Montoyo	1987	176	.403
5. Jay Adcock	1980	219	.402
6. Robert Marrus	1966	128	.398
7. Mike Burke	1977	170	.394
8. David Segui	1987	196	.393
9. Phillip Hiatt	1990	209	.392
10. James Farrar	1952	62	.390

AT BATS

Player	Year	G	AB
1. Hunter Wells	2018	59	255
2. Wade Robinson	2002	58	248
3. Dalton Skelton	2018	58	239
Mark Threlkeld	2010	57	239
5. Doug Ortmon	1986	61	235
6. Raphael Gladu	2017	56	233
7. Frank Colston	1986	60	231
Jeff Richardson	1986	60	231
9. Mark Threlkeld	2011	61	230
Kyle Roliard	2011	58	230
Kyle Roliard	2010	57	230

RUNS

Player	Year	G	R
1. Taylor Young	2022	62	83
2. Charlie Montoyo	1987	57	76
3. Brian Rike	2007	59	74
4. Hunter Wells	2021	62	70
5. Frank Kellner	1986	61	66
6. Charlie Montoyo	1986	59	65
Mason Mallard	2019	58	65
8. Parker Bates	2021	62	64
9. Raphael Gladu	2017	56	63
Devon Dageford	2010	57	63

HITS

Player	Year	G	H
1. Hunter Wells	2018	59	91
2. Jay Adcock	1980	67	88
Raphael Gladu	2017	56	88
4. Devon Dageford	2010	57	85
5. Mason Mallard	2019	52	83
6. Phillip Hiatt	1990	56	82
7. Kevin Winn	2009	51	81
Dale Holman	1978	65	81
Doug Ortmon	1986	61	81
Frank Kellner	1988	61	81
Craig Montgomery	2001	57	81

HOME RUNS

Player	Year	G	HR
1. Devon Dageford	2009	51	23
2. T. J. Soto	2000t	55	21
Ed Beuerlein	1988	56	21
Ken Shamburg	1988	61	21
Brian Myrow	1998	55	21
6. Tom Krupa	1982	66	20
Ken Shamburg	1989	57	20
Brian Rike	2007	59	20
9. Jim Aulds	1988	61	19
T. J. Soto	1999	57	19
T. J. Soto	1998	53	19
Jake Adams	2001	58	19

DOUBLES

Player	Year	G	2B
1. Devon Dageford	2010	57	21
2. Sean Ullrich	2017	55	20
Chris Kersten	2009	51	20
Brandon Haygood	2005	56	20
Dave Brennan	1988	53	20
6. Raphael Gladu	2017	56	19
Brent Diaz	2017	56	19
Mark Threlkeld	2011	61	19
Kevin Winn	2009	51	19
Wade Robinson	2001	58	19
T.J. Soto	1997	54	19

TRIPLES

Player	Year	G	3B
1. John Cassibry	1970	39	7
Dale Akers	1986	57	7
3. Billy Laird	1964	33	6
John Albritton	1977	47	6
Jerry Goza	1998	48	6
6. Dalton Skelton	2018	58	5
T. J. Soto	1999	57	5
Don Barteet	1970	39	5
9. Eight Tied			4

RUNS BATTED IN

Player	Year	G	RBI
1. Ken Shamburg	1988	61	72
2. Doug Ortmon	1986	61	70
3. Devon Dageford	2009	51	68
Jeff Miller	1987	57	68
5. David Segui	1987	57	66
Ken Shamburg	1989	57	66
Brian Myrow	1998	55	66
Brian Rike	2007	59	66
9. T. J. Soto	1999	57	65
10. Kevin Winn	2009	51	63

TOTAL BASES

Player	Year	G	TB
1. Devon Dageford	2009	51	168
2. T. J. Soto	1997	57	161
3. Devon Dageford	2010	57	157
4. Brian Rike	2007	59	153
5. Chris Kersten	2009	51	149
6. T. J. Soto	2000	55	148
Ken Shamburg	1988	61	148
8. Ken Shamburg	1989	57	147
Tom Krupa	1982	66	147
Brian Myrow	1998	55	147

WALKS

Player	Year	G	BB
1. Charlie Montoyo	1987	57	67
2. Charlie Montoyo	1986	59	56
3. Jay Tucker	1980	67	52
4. Charlie Montoyo	1985	44	49
5. Tommy Bost	1998	52	47
6. Jim Case	1982	65	46
7. Taylor Young	2018	48	43
Tom Krupa	1982	66	43
9. Brian Rike	2007	59	42
10. Rene Fonte	1984	59	41
Taylor Young	2019	58	41

HIT BY PITCH

Player	Year	G	HBP
1. Brent Diaz	2017	56	20
2. Tanner Huddleston	2018	59	18
3. Cullen Simmons	2001	54	17
Steele Netterville	2019	54	17
5. Chase Lunceford	2017	55	16
6. Matt Miller	1997	53	15
Nick Cauley	2002	53	15
Fran Allen	2003	50	15
9. Parker Bates	2018	59	14
Mason Mallard	2018	59	14
Brian Rike	2007	59	14

STRIKEOUTS

Player	Year	G	K
1. Steele Netterville	2019	54	69
2. T.J. Soto	1997	54	65
3. Jake Adams	2001	58	64
4. Tony Lawrence	1996	54	62
5. Tanner Huddleston	2018	59	60
6. Chase Lunceford	2017	55	57
7. Jericho Jones	2006	52	55
8. Alex Williams	2011	61	54
Tony Lawrence	1995	51	54
T.J. Soto	1998	53	54
Jake Adams	2000	54	54
Kyle Humphreys	2002	58	54

STOLEN BASES

Player	Year	G	SB
1. Jim Jagnow	1984	55	36
2. Fred McGaha	1971	50	35
John Cassibry	1972	48	35
Jeff Richardson	1986	60	35
5. Jeff Richardson	1985	46	30
6. Fred McGaha	1972	48	28
Matt Miller	1997	53	28
8. Mason Mallard	2018	59	25
9. Anthony Daye	1987	50	24
10. Johnny Giordano	1982	56	23

GAMES PLAYED

Player	Year	G
1. Jay Adcock	1980	67
Jay Tucker	1980	67
3. Tom Krupa	1982	66
Scott Lanxon	1982	66
5. Dale Holman	1978	65
Jerry Lomastro	1980	65
Jim Case	1982	65
8. Keith Thibodeaux	1980	64
9. Michael Burke	1978	63
10. Jay Adcock	1978	62

INDIVIDUAL SEASON PROGRAM PITCHING RECORDS

EARNED RUN AVERAGE

Player	Year	IP	ERA
1. George Woodson	1964	56.0	0.32
2. Ed Walker	1965	40.2	0.85
3. Alvin Parker	1960	63.0	0.86
4. Jess Mercer	1958	45.2	0.98
5. George Stone	1965	41.0	1.02
6. Alvin Parker	1962	49.0	1.11
7. Adam Atkins	2016	45.0	1.20
8. Charles Crabtree	1952	36.2	1.22
9. George Stone	1966	68.0	1.24
10. George Woodson	1963	54.1	1.29

WINS

Player	Year	G	W
1. Randy McGilberry	1975	21	12
Richie LeBlanc	1987	18	12
3. Keith Thibodeaux	1980	14	11
4. Eddie Holman	1972	15	10
Richie LeBlanc	1986	21	10
6. Nate Harris	2017	22	9
Eddie Holman	1974	12	9
Jim Boehne	1985	13	9
Jimmy Faircloth	1987	20	9
Robert Ogle	2000	18	9

LOSSES

Player	Year	G	L
1. Lee Gwaltney	2002	16	12
2. Adam Kirkendall	2003	17	10
3. Phil Maton	2014	19	9
Clayton Meyer	2005	19	9
Casey Blalock	2002	19	9
Ben Hickman	1999	27	9
Andy Overholser	1990	19	9
7. Jimmy Tuggle	1983	13	8
Richard Hunter	1989	13	8
Gabe Ishee	1995	18	8
Shawn Sonnier	1997	19	8
Jason Wilkins	1997	21	8
Luke Burnett	2007	19	8
Trevor Petersen	2010	19	8

INNINGS

Player	Year	IP
1. Shawn Sonnier	1998	123.0
2. Casey Blalock	2002	116.2
3. Randy McGilberry	1975	115.0
4. Richie LeBlanc	1987	114.0
5. Richie LeBlanc	1986	113.1
6. Rodney Howard	1975	107.2
7. Adam Kirkendall	2002	107.1
8. Lee Gwaltney	2002	106.2
9. Clayton Meyer	2004	106.1
10. Casey Blalock	2001	103.1

GAMES STARTED

Player	Year	G	GS
1. Shawn Sonnier	1998	21	18
2. Casey Blalock	2002	19	17
Adam Kirkendall	2002	17	17
4. Trevor Peterson	2011	18	16
Richie LeBlanc	1987	18	16
Shawn Sonnier	1997	19	16
Robert Ogle	2000	18	16
Casey Blalock	2001	18	16
Lee Gwaltney	2002	16	16
Clayton Meyer	2004	17	16
Luke Burnett	2007	19	16

WALKS

Player	Year	IP	BB
1. Shawn Sonnier	1998	123.0	75
2. Keith Thibodeaux	1980	89.2	66
3. Luke Burnett	2007	91.1	65
4. Kevin McGehee	1990	95.0	63
5. Rick Mika	1983	84.1	62
6. Kevin McGehee	1989	86.2	61
7. Richie LeBlanc	1986	113.1	59
Mike Jefferson	2010	72.1	59
9. Art Niemann	1980	82.2	56
10. Jimmy Faircloth	1986	102.1	53

COMPLETE GAMES

Player	Year	GS	CG
1. Ronnie Martin	1976	12	11
2. Bill Norwood	1973	11	9
Keith Thibodeaux	1980	12	9
Richie LeBlanc	1986	15	9
5. Seven Players Tied			8

STRIKEOUTS

Player	Year	IP	K
1. Eddie Holman	1972	92.1	130
2. Casey Blalock	2002	116.2	116
3. Luke Burnett	2007	91.1	115
4. Lee Gwaltney	2002	106.2	113
5. Randy McGilberry	1975	115.0	108
6. Casey Blalock	2001	103.1	106
7. Richie LeBlanc	1987	114.0	103
8. Kevin McGehee	1990	95.0	101
9. Adam Kirkendall	2003	96.1	99
Matt Miller	2019	84.2	99

APPEARANCES

Player	Year	G
1. Kyle Griffen	2019	34
2. Caleb Dudley	2011	32
3. Billy Tanksley	1997	30
Aaron Lorio	2007	30
5. Caleb Dudley	2012	29
6. Jimmy Faircloth	1986	28
Marcus Clapp	2001	28
Nate Harris	2016	28
9. Don Clinton	1986	27
Ben Hickman	1999	27
Mitch Tucker	2003	27
Andrew Alsup	2007	27
Braxton Smith	2019	27

STRIKEOUTS PER 9 INNINGS

(Min. 1 IP per game or appear in 33 percent of games)

Player	Year	K	K/9
1. Jonathan Fincher	2019	51	14.20
2. Eddie Holman	1972	130	12.67
3. Braxton Smith	2019	56	12.39
4. George Woodson	1963	73	12.09
5. Alvin Parker	1960	83	11.86
6. George Stone	1965	52	11.41
7. Luke Burnett	2007	115	11.36
8. Adam Atkins	2016	56	11.20
9. Jamie Gilley	2012	82	11.01
10. Eddie Holman	1973	66	10.74

FEWEST HITS PER 9 INNINGS

(Min. 1 IP per game or appear in 33 percent of games)

Player	Year	H	H/9
1. George Woodson	1964	26	4.18
2. Keith Thibodeaux	1980	44	4.42
3. Bill Randolph	1951	25	4.69
4. George Woodson	1962	25	4.89
5. George Stone	1965	23	5.04
6. George Woodson	1963	31	5.14
Alvin Parker	1962	28	5.14
8. Randy McGilberry	1973	45	5.24
9. Ronnie Botica	1971	45	5.42
10. Eddie Holman	1971	42	5.43

FEWEST WALKS PER 9 INNINGS

(Min. 1 IP per game or appear in 33 percent of games)

Player	Year	BB	BB/9
1. Charles Fuller	1961	4	0.74
2. David Leal	2019	6	0.98
3. Ben Hickman	1999	13	1.16
4. David Leal	2018	13	1.34
5. Alvin Parker	1961	9	1.57
6. Newell Blume	1963	8	1.58
7. Jason Wilkins	1997	19	1.66
8. Ronnie Bell	1968	12	1.67
9. Charles Fuller	1962	9	1.72
Billy Tanksley	1996	18	1.72

SAVES

Player	Year	SV
1. Caleb Dudley	2011	12
2. Kyle Crigger	2022	10
Braxton Smith	2019	10
4. Caleb Dudley	2012	9
Matt Buckle	2000	9
Adam Atkins	2016	9
7. Mike Martin	1989	8
Billy Tanksley	1997	8
9. Adam Atkins	2015	7
10. Randy Jamar	1980	6
Buddy Aulds	1982	6
Don Clinton	1987	6
Caleb Dudley	2013	6

CAREER PROGRAM HITTING RECORDS

BATTING AVERAGE

Player	Year	Avg.
1. David Segui	1987	.393
2. Phil Hiatt	1990	.392
3. J.W. Mercer	1957-60	.383
4. Charlie Montoya	1985-87	.380
5. Jim Orton	1958-59	.379
6. Devon Dageford	2009-10	.377
7. Dale Holman	1977-79	.373
8. Bubba Griffin	1997	.368
9. Dave Brennan	1988-89	.364
Wade Scott	1956-59	.364

HOME RUNS

Player	Year	HRs
1. T.J. Soto	1997-00	72
2. Steele Netterville	2018-22	46
Jim Aulds	1981-84	46
4. Ken Shamburg	1988-89	41
5. Devon Dageford	2009-10	40
6. Albie Goulder	2005-08	38
Charlie Montoyo	1985-87	38
8. Chris Loy	1994-97	36
9. Brian Myrow	1998-99	35
Ed Beuerlein	1988-89	35

RUNS BATTED IN

Player	Year	RBI
1. T.J. Soto	1997-00	220
2. Steele Netterville	2018-22	211
3. Parker Bates	2017-21	194
4. Alex Williams	2009-12	175
5. Chris Loy	1994-97	171
6. Charlie Jones	1991-94	167
7. Jim Aulds	1981-84	152
8. Taylor Young	2018-22	150
Cullen Simmons	1999-02	150
10. Albie Goulder	2005-08	144

HITS

Player	Year	Hits
1. Taylor Young	2018-22	297
2. Hunter Wells	2018-21	279
3. T.J. Soto	1997-00	269
4. Alex Williams	2009-12	253
5. Chris Loy	1994-97	247
6. Parker Bates	2017-21	243
7. Wade Robinson	2001-03	240
8. Steele Netterville	2018-22	239
9. Daniel Robinson	1989-92	232
10. Cullen Simmons	1999-02	231

WALKS

Player	Year	Walks
1. Taylor Young	2018-22	198
2. Charlie Montoyo	1985-87	172
3. Parker Bates	2017-21	124
Richie McAlister	1972-75	124
5. Jim Case	1979-82	105
6. Drew Pregeant	1993-96	100
7. Hunter Wells	2018-21	98
8. Charlie Bailey	1976-79	97
9. Steele Netterville	2018-22	94
Johnny Walker	1975-78	94

RUNS SCORED

Player	Year	Runs
1. Taylor Young	2018-22	272
2. T.J. Soto	1997-00	202
3. Steele Netterville	2018-22	176
4. Hunter Wells	2018-21	169
Parker Bates	2017-21	169
6. Daniel Robertson	1989-92	156
7. Adam Cobb	2005-08	147
8. Alex Williams	2009-12	142
9. Albie Goulder	2005-08	139

STRIKEOUTS

Player	Year	Ks
1. T.J. Soto	1997-00	211
2. Steele Netterville	2018-22	201
3. Adam Cobb	2005-08	165
4. Tony Lawrence	1995-97	164
5. Alex Williams	2009-12	160
6. Albie Goulder	2005-08	159
7. Taylor Young	2018-22	153
8. Jericho Jones	2006-08	147
9. Jim Aulds	1988-91	139

STOLEN BASES

Player	Year	SBs
1. Fred McGaha	1969-72	75
2. Jeff Richardson	1983-86	65
3. John Cassibry	1969-72	63
4. Taylor Young	2018-22	59
5. Nick Grunenwald	2006-09	52
John Albritton	1976-79	52
7. Mason Mallard	2016-19	45
8. Dean Dick	1969-72	43
Johnny Giordano	1980-82	43
Drew Pregeant	1993-96	43

DOUBLES

Player	Year	2Bs
1. Steele Netterville	2018-22	62
2. Taylor Young	2018-22	60
3. T.J. Soto	1997-00	58
4. Carl Boyd	1981-84	53
5. Parker Bates	2017-21	49
6. Hunter Wells	2018-21	47
7. Jay Adcock	1977-80	46
8. Chris Loy	1994-97	45
Alex Williams	2009-12	45
10. Adam Cobb	2005-08	43
Wade Robinson	2001-03	43

TRIPLES

Player	Year	3Bs
1. Hunter Wells	2018-21	10
2. Bill Laird	1963-65	9
John Cassibry	1969-72	9
4. Jay Adcock	1977-80	8
Bobby Brasher	1946-49	8
Dale Holman	1977-79	8
7. Adam Cobb	2005-08	7
Wade Robinson	2001-03	7
9. T.J. Soto	1997-99	6
Steve Lacy	1973-75	6
John Albritton	1976-79	6
Daneil Robinson	1989-92	6
Clint Stubbs	2008-10	6

TOTAL BASES

Player	Year	TBs
1. T.J. Soto	1997-00	555
2. Taylor Young	2018-22	454
3. Steele Netterville	2018-22	443
4. Hunter Wells	2018-21	409
5. Alex Williams	2009-12	404
6. Jim Aulds	1987-90	403
7. Parker Bates	2017-21	400
Chris Loy	1994-97	400
9. Charlie Jones	1991-94	372
10. Dale Holman	1977-79	339

HIT BY PITCH

Player	Year	HPs
1. Taylor Young	2018-22	52
2. Steele Netterville	2018-22	48
3. Parker Bates	2017-21	45
4. Brent Diaz	2015-17	33
5. Cullen Simmons	1999-02	31
6. Matt Combs	2007-09	30
7. Tanner Huddleston	2018-19	29
8. Nick Cauley	2001-02	28
John Brandon	2001-03	28
Taylor Love	2014-16	28

GAMES

Player	Year	Gs
1. Taylor Young	2018-22	249
2. Steele Netterville	2000-03	226
Parker Bates	2017-21	226
4. T.J. Soto	1997-00	221
Wade Robinson	2000-03	221
Alex Williams	2009-12	221
7. Jay Adcock	1977-80	213
8. Albie Goulder	2005-08	211
9. Jeff Best	1979-82	206
10. Daniel Robinson	1989-92	204

CAREER PROGRAM PITCHING RECORDS

CAREER ERA

Player	Year	ERA
1. George Woodson	1961-64	1.39
2. George Stone	1965-66	1.49
3. Sonny Parker	1959-62	1.61
4. Adam Atkins	2015-16	1.91
5. Bill Norwood	1971-74	2.17
6. Randy Hay	1966-68	2.22
7. Danny Rembert	1968-70	2.27
8. Gene Smith	1964-66	2.29
9. Ed Walker	1964-67	2.33
10. Nate Harris	2016-17	2.57

INNINGS PITCHED

Player	Year	IPs
1. Phil Maton	2012-15	358.2
2. Richard Hunter	1989-92	352.1
3. Adam Kirkendall	2000-03	321.0
4. Bill Norwood	1971-74	303.0
5. Milford Andrews	1953-56	299.2
6. Rodney Howard	1972-75	297.2
7. Eddie Holman	1971-74	291.2
8. Trevor Petersen	2010-13	288.2
9. Keith Thibodeaux	1977-80	285.0
10. Richie LeBlanc	1985-87	281.1
Jonathan Fincher 2019-pres. 254.2		

STRIKEOUTS

Player	Year	Ks
1. Eddie Holman	1971-74	336
2. Phil Maton	2012-15	324
3. Adam Kirkendall	2000-03	286
4. Richard Hunter	1989-92	280
5. Randy McGilberry	1973-75	261
6. Jonathan Fincher	2019-pres.	254
7. Keith Thibodeaux	1977-80	247
Kevin McGehee	1988-90	247
9. Rodney Howard	1972-75	244
10. Alvin Parker	1959-62	240

WINS

Player	Year	Wins
1. Eddie Holman	1971-74	33
2. Richie LeBlanc	1985-87	29
3. Keith Thibodeaux	1977-80	28
4. Bill Norwood	1971-74	27
5. Rodney Howard	1972-75	24
6. George Woodson	1961-64	23
Randy McGilberry	1973-75	23
8. Alvin Parker	1959-62	22
9. Buddy Aulds	1981-84	21
Phil Maton	2012-15	21
Jonathan Fincher 2019-pres. 21		

SAVES

Player	Year	Saves
1. Caleb Dudley	2010-13	29
2. Buddy Aulds	1981-84	18
3. Adam Atkins	2015-16	16
Kyle Crigger	2020-22	16

APPEARANCES

Player	Year	Runs
1. Caleb Dudley	2010-13	110
2. Kyle Griffen	2017-21	98
3. Andrew Alsup	2004-07	78
4. Buddy Aulds	1981-84	77
5. Aaron Lorio	2005-08	74
6. Adam Kirkendall	2000-03	72
7. Billy Tanksley	1995-97	71
8. Jonathan Fincher	2019-pres.	70
9. Trevor Petersen	2010-13	68
10. Andrew Lassere	2005-08	67
Phil Maton	2012-15	67

THE LAST TIME A BULLDOG...

Led off a game with a home run.....	Taylor Young (vs. WKU, May 13, 2022)
Hit a home run for his first career hit.....	Kyle Hasler (at Troy, Feb. 23, 2020)
Hit a pinch-hit home run	Colton Hegwood (Bottom 5th vs. Northwestern, March 6, 2023)
Hit a ninth-inning, pinch-hit home run	Kody Neel (at Stephen F. Austin; Feb. 27, 2013)
Hit a walk-off	Dalton Davis (vs. Northwestern, March 6, 2023) (single)
Hit a walk-off home run.....	Hunter Wells (Bottom 12th vs. UTSA, May 26, 2021)
Hit a grand slam.....	Jorge Corona (vs. Dallas Baptist, June 3, 2022)
Hit a grand slam for 1st career homer.....	Bryce Stark (at McNeese; Feb. 18, 2015)
Hit two grand slams in a season.....	Jorge Corona/Cole McConnell (2022)
Hit two grand slams in an inning.....	T.J. Soto (vs. WKU, March 25, 2000)
Hit two home runs in a game.....	Philip Matulia (vs. Nicholls State, Feb. 24, 2023)
Hit two home runs in the same inning.....	Chris Kersten (Bottom 2nd vs. New Mexico State; May 15, 2009)
Homered in consecutive games.....	Philip Matulia (vs. Nicholls State, Feb. 24-25, 2023)
Homered in 3 straight games	Philip Matulia (vs. BYU, Feb. 20, 2023; vs. Nicholls State, Feb. 24-25, 2023)
Homered in 4 straight games	Philip Matulia (vs. BYU, Feb. 18 and 20, 2023; vs. Nicholls State, Feb. 24-25, 2023)
Homered in both games of a doubleheader.....	Cole McConnell (at Marshall, April 16, 2022)
Reached base in 20+ straight games	Taylor Young (2022) (22)
Reached base in 25+ straight games.....	Cole McConnell (2022) (26)
Hit safely in 10+ straight games.....	Steele Nettekville (Feb. 27, 2022 - March 12, 2022) (10)
Hit safely in 15+ straight games.....	Hunter Wells (March 16, 2021 - April 18, 2021) (20)
Hit safely in 20+ straight games.....	Hunter Wells (March 16, 2021 - April 18, 2021) (20)
Hit safely in 25+ straight games.....	Kevin Winn (Feb. 20, 2009 - April 10, 2009) (26)
Scored 5+ runs in a game.....	Taylor Young (vs. Rider, June 4, 2021) (5)
Scored 6+ runs in a game.....	Taylor Young (vs. Maine, March 1, 2020) (6)
Had 4+ hits in a game.....	Philip Matulia (vs. Northwestern, March 7, 2023) (4)
Had 5+ hits in a game.....	Manny Garcia (vs. Southern Miss, May 29, 2021) (5)
Had 6+ hits in a game.....	Mark Threkeld (vs. Sacramento State; May 8, 2010) (6)
Had 4+ RBI in a game.....	Philip Matulia (vs. Northwestern, March 7, 2023) (4)
Had 5+ RBI in a game.....	Philip Matulia (vs. Nicholls State, Feb. 24, 2023) (5)
Had 6+ RBI in a game.....	Jorge Corona (vs. Dallas Baptist, June 3, 2022) (6)
Had 7+ RBI in a game.....	Hunter Wells (vs. Rider, June 4, 2021) (9)
Had 8+ RBI in a game.....	Hunter Wells (vs. Rider, June 4, 2021) (9)
Had 2+ doubles in a game	Jorge Corona (vs. BYU, Feb. 20, 2023) (2)
Had 3+ doubles in a game.....	Taylor Young (vs. WKU, May 15, 2022) (3)
Had 10+ total bases in a game	Philip Matulia (vs. Nicholls State, Feb. 24, 2023) (11)
Stole two bases in a game.....	Adarius Myers (vs. BYU, Feb. 20, 2023) (2)
Stole three bases in a game.....	Taylor Young (vs. Charlotte, May 20, 2022) (3)
Walked 3+ times in a game.....	Brody Drost (vs. Nicholls State, Feb. 24, 2023) (3)
Walked 4+ times in a game	Cole McConnell (at LSU, March 23, 2002) (4)
Was hit two times in a game.....	Dalton Davis (vs. Northwestern, March 7, 2023) (2)
Was hit three times in a game.....	Steele Nettekville (vs. Old Dominion, May 4, 2019) (3)
Threw a no-hitter	Lee Gwaltney/Johnathan Whalen (vs. Prairie View A&M, Feb. 16, 2022)
Threw a perfect game.....	Don Mathews (vs. LeTourneau, April 26, 1978)
Threw a complete game.....	Jonathan Fincher (at Rice, April 9, 2021)
Threw a complete-game shutout	Jonathan Fincher (at Rice, April 9, 2021)
Allowed just one hit in a game	Jonathan Fincher (at Tulane, March 19, 2021)
Allowed just two hits in a game.....	Ryan Jennings (at Tulane, March 20, 2021)
Struck out 10+ batters.....	Ryan Jennings (vs. Old Dominion, May 26, 2022) (10)
Struck out 12+ batters.....	Ryan Jennings (vs. Rice, April 9, 2022) (14)
Struck out 14+ batters.....	Ryan Jennings (vs. Rice, April 9, 2022) (14)

THE LAST TIME A LA TECH TEAM...

Scored 10+ runs in a game.....	March 7, 2023 (vs. Northwestern) (16)
Scored 12+ runs in a game.....	March 7, 2023 (vs. Northwestern) (16)
Scored 15+ runs in a game.....	March 7, 2023 (vs. Northwestern) (16)
Scored 20+ runs in a game.....	March 11, 2022 (vs. Houston Baptist) (22)
Scored 25+ runs in a game.....	March 1, 2020 (vs. Maine) (26)
Scored 10+ runs in two straight games	Feb. 24-25, 2023 (vs. Nicholls State)
Scored 10+ runs in three straight games.....	March 25, 2022 (vs. FIU)
Scored 10+ runs in four straight games.....	April 18-22, 2018 (at UL-Lafayette, at Marshall)
Scored 10+ runs in five straight games.....	April 15-22, 2018 (vs. Charlotte, at UL-Lafayette, at Marshall)
Scored 15+ runs in three straight games	Feb. 29-March 1, 2020 (vs. Maine)
Scored 10+ runs in a loss	April 18, 2021 (vs. Southern Miss) (11)
Scored 10+ unanswered runs	March 7, 2023 (vs. Northwestern) (13)
Scored 15+ unanswered runs	Feb. 29, 2020 (vs. Maine) (19)
Scored in 6 consecutive innings.....	March 7, 2023 (vs. Northwestern) (1st-6th innings)
Scored in 7 consecutive innings.....	Feb. 23, 2018 (vs. SIU-Edwardsville) (1st-7th innings)
Scored 5+ runs in the first inning	May 21, 2022 (at Charlotte) (7)
Scored 7+ runs in an inning	May 21, 2022 (at Charlotte) (7)
Scored 8+ runs in an inning	March 11, 2022 (vs. Houston Baptist) (12)
Scored 10+ runs in an inning	March 11, 2022 (vs. Houston Baptist) (12)
Scored 5+ in three different innings	March 1, 2020 (vs. Maine) (2nd/7th/8th innings)
Scored 10 or more runs in a road game.....	May 21, 2022 (at Charlotte) (14)
Scored 15 or more runs in a road game.....	March 4, 2022 (at McNeese State) (21)
Allowed 10 or more runs in a loss	May 19, 2022 (at Charlotte) (11)
Allowed 10 or more runs in a win	May 29, 2021 (vs. #19 Southern Miss) (10)
Allowed 15 or more runs in a game	May 11, 2021 (at LSU) (16)
Allowed 20 or more runs in a game	March 5, 2014 (vs. McNeese State) (20)
Allowed 7 runs in an inning.....	May 6, 2022 (vs. Florida Atlantic) (7, 7th inning)
Allowed 8 runs in an inning.....	Feb. 27, 2022 (vs. Tulane) (8, 3rd inning)
Allowed 9 runs in an inning.....	April 24, 2021 (vs. Marshall) (9, 7th inning)
Allowed 10 or more runs in an inning	April 21, 2017 (vs. UAB) (10, 6th inning)
Allowed 5+ runs in the first inning.....	March 7, 2023 (vs. Northwestern) (6)
Allowed 6+ runs in the first inning.....	March 7, 2023 (vs. Northwestern) (6)
Overcame a deficit of 4+ runs in a win	March 7, 2023 (vs. Northwestern) (Down 0-6/3-9, Won 16-9)
Overcame a deficit of 5+ runs in a win	March 7, 2023 (vs. Northwestern) (Down 0-6/3-9, Won 16-9)
Overcame a deficit of 6+ runs in a win	March 7, 2023 (vs. Northwestern) (Down 0-6/3-9, Won 16-9)
Overcame a deficit of 7+ runs in a win	May 29, 2022 (vs. #19 Southern Miss) (Down 0-8, Won 11-10)
Overcame a deficit in the 9th to win a game.....	May 28, 2022 (vs. Old Dominion) (Down 6-7, Won 8-7)
Overcame a deficit of 3+ runs in the 9th to win.....	May 29, 2021 (vs. #19 Southern Miss) (Down 2-5, Won 6-5)
Overcame a deficit of 6+ runs in the 9th to win.....	April 28, 2008 (vs. Hawai'i) (Down 3-9, Won 10-9)
Squandered a lead of 6+ runs in a loss	March 1, 2017 (vs. #20 Arkansas) (Led 10-1, Lost 10-13)
Squandered a lead of 8+ runs in a loss	March 1, 2017 (vs. #20 Arkansas) (Led 10-1, Lost 10-13)
Played a 10-inning game	May 30, 2021 (vs. #18 Old Dominion) (Lost 5-7)
Played an 11-inning game	March 6, 2023 (vs. Northwestern) (Won 5-4)
Played a 12-inning game	April 24, 2022 (vs. Middle Tennessee) (Lost 3-6)
Played a 13-inning game	May 28, 2022 (vs. Old Dominion) (Won 9-6)
Played a 14-inning game	March 30, 2013 (vs. UT Arlington) (Lost 1-3)
Played a 15-inning game.....	May 20, 2016 (vs. #16 Rice) (Won 4-3)
Played a 16-inning game.....	May 15, 1999 (at WKU) (Won 10-9)
Walked 10 or more times in a game.....	April 5, 2022 (vs. UL-Lafayette) (10)
Had 3+ hit batters in an game	March 7, 2023 (vs. Northwestern) (4)
Had 6+ hit batters in an game	March 26, 2022 (vs. FIU) (7)
Batted around to start the game	April 15, 2018 (vs. Charlotte)
Had 15+ hits in a game.....	March 5, 2023 (vs. Northwestern) (15)
Had 20+ hits in a game	March 11, 2022 (vs. Houston Baptist) (20)
Had 25+ hits in a game	May 8, 2010 (vs. Sacramento State) (27)
Had 10+ hits in five consecutive games.....	May 28-June 4, 2021 (5)
Had 10+ hits in eight consecutive games.....	April 16-29, 2017 (8)

THE LAST TIME A LA TECH TEAM...

Had 10+ hits in 10 consecutive games.....	Feb. 20-March 14, 2010 (14)
Had 10+ extra-base hits in a game.....	March 11, 2022 (vs. Houston Baptist) (11)
Stole 4+ bases in a game.....	March 11, 2022 (vs. Houston Baptist) (4)
Stole 7+ bases in a game.....	Feb. 29, 2020 (vs. Maine) (7)
Was shut out.....	Feb. 26, 2023 (vs. Nicholls State) (Lost 0-8)
Was shut out in a conference game.....	April 29, 2022 (at Old Dominion) (Lost 0-5)
Was shut out in a conference home game.....	April 15, 2016 (vs. FIU) (Lost 0-1)
Was shut out in a conference road game.....	April 29, 2022 (at Old Dominion) (Lost 0-5)
Was shut out at home.....	Feb. 26, 2023 (vs. Nicholls State) (Lost 0-8)
Was shut out in consecutive games.....	April 18-19, 2014 (at Southern Miss) (Lost, 0-2, 0-1)
Was no-hit.....	Feb. 19, 1984 (vs. Houston)
Was held to one-hit.....	April 3, 2022 (at Southern Miss)
Shut out an opponent (9-inning game).....	May 25, 2022 (vs. Charlotte) (Won 4-0)
Shut out an opponent on the road.....	May 1, 2021 (at Middle Tennessee) (Won 1-0)
Shut out an opponent at home.....	April 19, 2022 (vs. Little Rock) (Won 10-0)
Shut out 2 consecutive opponents.....	April 3/9, 2021 (vs. UAB, 6-0; at Rice, 6-0)
Did not walk a batter in a game.....	June 3, 2022 (vs. Dallas Baptist)
Walked 10+ batters.....	March 17, 2019 (vs. Southern Miss) (10)
Struck out 10+ batters.....	March 6, 2023 (vs. Northwestern) (12)
Struck out 12+ batters.....	March 6, 2023 (vs. Northwestern) (12)
Struck out 15+ batters.....	May 28, 2022 (vs. Old Dominion) (15)
Struck out 20+ batters.....	March 23, 2022 (at #14 LSU) (20)
Struck out 10+ times.....	March 6, 2023 (vs. Northwestern) (11)
Struck out 12+ times.....	Feb. 26, 2023 (vs. Nicholls State) (13)
Struck out 15+ times.....	April 24, 2022 (vs. Middle Tennessee) (15)
Struck out 20+ times.....	March 23, 2022 (at #14 LSU) (20)
Swept a three-game series.....	March 5-7, 2023 (vs. Northwestern)
Swept a three-game home series.....	May 13-15, 2022 (vs. WKU)
Swept a conference series.....	May 13-15, 2022 (vs. WKU)
Swept a conference road series.....	April 30-May 2, 2021 (at Middle Tennessee)
Swept a four-game series.....	April 30-May 2, 2021 (at Middle Tennessee)
Swept a three-game non-conference home series.....	March 11-13, 2022 (vs. Houston Baptist)
Swept a three-game non-conference road series.....	March 19-21, 2021 (at Tulane)
Was swept in a three-game series.....	March 6-8, 2020 (at Wichita State)
Was swept in a three-game conference series.....	April 26-28, 2019 (at Rice)
Swept a doubleheader.....	May 15, 2021 (vs. UTSA)
Swept a conference home doubleheader.....	May 15, 2021 (vs. UTSA)
Swept a conference road doubleheader.....	May 1, 2021 (at Middle Tennessee)
Was swept in a doubleheader.....	April 14, 2018 (vs. Charlotte)
Was swept in a conference doubleheader.....	April 14, 2018 (vs. Charlotte)
Was swept in a non-conference doubleheader.....	May 16, 2010 (at #1 Texas)
Defeated a ranked opponent.....	Feb. 28, 2023 (at #4 Ole Miss) (Won 6-5)
Defeated a ranked opponent at home.....	Feb. 23, 2022 (vs. #2 LSU) (Won 11-6)
Defeated a ranked opponent on the road.....	Feb. 28, 2023 (at #4 Ole Miss) (Won 6-5)
Defeated a Top-10 opponent.....	Feb. 28, 2023 (at #4 Ole Miss) (Won 6-5)
Defeated a Top-5 opponent.....	Feb. 28, 2023 (at #4 Ole Miss) (Won 6-5)
Defeated a ranked opponent by 10+ runs.....	March 16, 2021 (vs. #4 Ole Miss) (Won 13-1)
Defeated the No. 1 team in the nation.....	March 14, 2021 (vs. #1 Arkansas) (Won 2-0)

TV/RADIO ROSTER



1
NICK ALONSO
FR • 6-1 • 165 • R/R
OF • MIAMI, FLA.



2
THAXTON BERCH
SO • 5-10 • 170 • R/R
INF • JACKSON, MISS.



3
WILL SAFFORD
R-SO • 5-8 • 163 • L/R
INF • BATON ROUGE, LA.



4
BRODY DROST
R-SO • 6-3 • 205 • L/L
OF • LAKE CHARLES, LA.



5
COLE MCCONNELL
JR • 6-1 • 200 • L/L
OF • BEAUMONT, TEXAS



6
ADARIUS MYERS
R-JR • 5-10 • 185 • R/R
OF • SEMINARY, MISS.



9
COLTON HEGWOOD
R-FR • 5-11 • 170 • L/R
INF • BRANDON, MISS.



10
LOGAN MCLEOD
JR • 5-10 • 185 • R/R
INF • SOUR LAKE, TEXAS



11
JORGE CORONA
JR • 6-2 • 190 • R/R
C • MIAMI, FLA.



12
PHILIP MATULIA
SR • 6-2 • 205 • L/R
C • HOUSTON, TEXAS



13
JEFFREY INCE
R-FR • 6-0 • 185 • R/R
INF • BRANDON, MISS.



14
WALKER BURCHFIELD
SR • 6-2 • 235 • R/R
INF • CLINTON, MISS.



15
RIGGS EASTERLING
JR • 5-9 • 170 • R/R
INF • SHREVEPORT, LA.



16
ETHAN BATES
JR • 5-11 • 175 • L/R
INF/RHP • HOT SPRINGS, ARK.



17
SLADE NETTERVILLE
R-FR • 5-9 • 175 • R/R
INF • SHREVEPORT, LA.



18
CJ STURIALE
FR • 5-10 • 185 • L/L
OF/LHP • DENHAM SPRINGS, LA.



19
JACKSON SLAUGHTER
R-SO • 6-0 • 190 • R/R
C • EL DORADO HILLS, CALIF.



20
GRANT HUBKA
JR • 6-4 • 205 • R/R
RHP • GRETNA, NEB.



21
KARSON EVANS
FR • 6-2 • 210 • R/R
INF • TAYLORSVILLE, MISS.



24
DALTON DAVIS
JR • 6-0 • 210 • R/R
INF • FRISCO, TEXAS



25
RAWLEY HECTOR
SO • 6-2 • 200 • R/R
RHP • VAN ALSTYNE, TEXAS



26
JUSTIN WILLIAMS
JR • 6-1 • 195 • R/R
OF/RHP • MADISON, MISS.



28
CADEN COPELAND
SO • 6-2 • 185 • L/L
LHP • MIDLOTHIAN, TEXAS



29
ISAAC CRABB
JR • 6-2 • 200 • R/R
RHP • HARRISBURG, ILL.



30
JONATHAN HOGART
JR • 6-2 • 205 • R/R
OF • MADISON, KY.



31
ANTHONY GIANNETTE
SO • 6-0 • 187 • R/R
RHP • SPRING, TEXAS



32
KYLE HASLER
JR • 6-0 • 190 • R/R
C • CHANDLER, ARIZ.



33
BAYLOR COBB
SO • 6-2 • 195 • L/R
C • WINNSBORO, LA.



34
TANNER KNIGHT
SR • 6-3 • 205 • R/R
RHP • EUFORA, MISS.



35
NICK FRAGNALS
FR • 6-3 • 205 • R/R
RHP • MIRAMAR, FLA.



36
GREG MARTINEZ
JR • 6-3 • 205 • R/R
RHP • SOUTHWEST RANCHES, FLA.



37
GRANT COMEAUX
FR • 6-1 • 185 • R/R
INF • LAKE CHARLES, LA.



38
LANDON TOMKINS
SR • 6-3 • 200 • R/R
RHP • BRANDON, MISS.



39
RYAN HARLAND
SO • 5-8 • 185 • L/L
LHP • BATON ROUGE, LA.



40
REED SMITH
JR • 6-2 • 225 • R/R
RHP • LUFKIN, TEXAS



43
ALEC SPARKS
JR • 6-4 • 185 • R/R
RHP • AMITE, LA.



44
SULLY STRINGER
FR • 6-3 • 220 • R/R
INF • RIVER RIDGE, LA.



45
JACOB HAVERN
FR • 6-6 • 180 • R/R
RHP • ROUND ROCK, TEXAS



46
LUKE SMITH
FR • 6-0 • 180 • L/R
OF • TEXARKANA, TEXAS



47
JONATHAN FINCHER
R-SR • 6-3 • 240 • L/L
LHP • SHREVEPORT, LA.



48
HAYDAN TOAL
FR • 6-1 • 195 • L/L
LHP • PINEVILLE, LA.



50
RYAN PORCHE
FR • 6-3 • 216 • R/R
RHP • RIVER RIDGE, LA.