




CLP-680ND Color Laser Printer
CLX-6260FD / CLX-6260FW Color Laser Multifunction Printers

Fast performance, brilliant color.
Now in a more efficient package.



Samsung CLP-680ND Printer

Output Tray



Control Panel

Bypass Tray




USB Direct Port

Paper Tray



Toner Cartridge

Front Cover



Network Port
USB Port
Power Connector



Samsung CLX-6260FD MFP



Samsung CLX-6260FW MFP




Samsung CLP-680ND Printer and CLX-6260FD / CLX-6260FW MFPs



Introducing the ultimate solutions for workgroups trying to work smarter. The Samsung CLP-680ND color laser printer and CLX-6260 Series color laser MFPs provide the professional performance, money- and energy-saving features and Samsung reliability that every business needs to get more done in less time. With truly impressive color, 25 ppm print speeds in both mono and color, duplexing and much more, they'll improve the image of every business.

Power, Speed and Professional Image

A business machine that truly helps your business is one that provides increased efficiency without sacrificing performance. The Samsung CLP-680ND color laser printer and CLX-6260 Series color laser MFPs offer the perfect blend of speed and professional-level quality.



Speed and Power

The Samsung CLP-680ND and CLX-6260 Series MFPs print as fast as 25 pages per minute in letter for both mono and color. A 533MHz Dual CPU and 512MB standard memory (256MB for CLP-680ND) combine to handle large print and copy jobs quickly, as well as scan throughput.

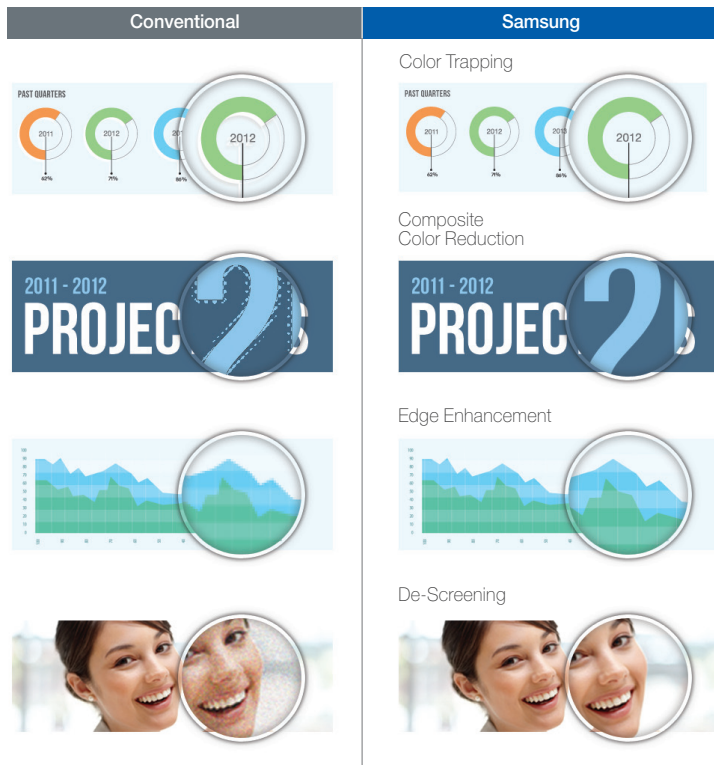
17 Seconds FPOT with Instant Fusing

Instant fusing technology delivers a first print out time of just 17 seconds from sleep mode, which saves you time. It also allows your Samsung printer or MFP to consume less energy during both sleep mode and during operation, which saves you resources, as well.




Exclusive Samsung Technology Delivers Sharp, Colorful Prints

Samsung's exclusive ReCP (Rendering Engine for Clean Page) technology combines with effective print resolutions of up to 9,600 x 600 dpi to deliver clear, sharp, vivid prints. Precise color trapping eliminates white gaps between solid colors, and composite color reduction ensures there are no anomalies in the document. Advanced edge enhancement and de-screening deliver razor-sharp text and graphics with consistent and vivid colors. Every document will be professional and impressive.



Fast Data Transmission

Enhanced Gigabit Ethernet gives you faster transmission of print data over your network. And with built-in emulation for PCL5C/6, PostScript 3 and PDF, the CLP-680ND and CLX-6260 Series adapt to businesses with a wide range of software and network requirements.



Superior, Polymerized Color Toner

Samsung's polymerized toner features smaller and more uniform particles than conventional toner, for crisper lines and more vivid colors. Its higher wax content adds a rich glossiness to images, while preventing fading. And because it can be applied in a thinner layer and has a lower fusing temperature, it reduces page curl, as well as energy consumption for your Samsung printer or MFP.

Versatility, Flexibility and Productivity

You never know what the workday will hold. The Samsung CLP-680ND color laser printer and CLX-6260 Series MFPs offer the flexibility and ease-of-use to meet challenges in stride, always with the most professional-level results.



Productive Paper Handling

Work the way you want. With a 50-sheet multipurpose tray, a 250-sheet standard cassette and an optional 520-sheet second cassette, the Samsung CLP-680ND and CLX-6260 Series let you print on three different media types and weights, without having to change paper each

time. And with the 50-sheet automatic document feeder on the CLX-6260 Series, you can print, scan and fax multiple documents. The CLX-6260FW adds a DADF, which further enhances your productivity by allowing you to process double-sided documents with ease.

Convenient USB Printing and Scanning

The USB Direct slot located conveniently on the front of each machine gives you another fast and simple feature. You can plug in a USB thumb drive and print directly to your printer or MFP, and you can scan from your MFP directly to your thumb drive, both without needing a computer.



Easy Mobile Print App

Connect your CLP-680ND or CLX-6260 Series MFP to a network with a wireless access point (router) and easily print from your iPhone®, iPad®, Android or Windows® Phone mobile devices with the Samsung Mobile Print App. You can print websites, images, PDFs, Google Docs and Microsoft® Office documents without the need for a computer. You can even scan directly from the CLX-6260 Series onto your mobile device. And with the CLX-6260FW, you can eliminate the need for an access point by printing or scanning via convenient Wi-Fi Direct (requires Wi-Fi Direct-compatible mobile device).




Intuitive 4.3" Color Touch Screen (CLX-6260FW)

The CLX-6260FW gets you up to speed quickly with an intuitive user interface. The easy-to-read color touch screen guides users through tasks simply. Even new users can manage complex jobs easily.


High Yield Toner

The CLP-680ND and CLX-6260 Series give you more for your money. High yield toner cartridges allow you to print large documents easily and economically. Cyan, Magenta and Yellow cartridges can print up to 3,500 pages, while Black cartridges can print up to 6,000 pages. Samsung gives you a lower cost per page and lower total cost of ownership.



Easy Toner Replacement

You'll appreciate how easy it is to change the toner on your CLP-680ND printer or CLX-6260 Series MFP. A top-loading slide-out drawer makes it quick and simple, and with the high-yield all-in-one toner, you'll spend less time changing cartridges and more time getting work done.



Options and Consumables

Get the most out of your Samsung printer and MFP by using genuine Samsung consumables and optional accessories. They're engineered to work precisely and efficiently with each other, to help your prints look their best.

Part Number	Consumables
CLT-K506S	Black Standard Yield Toner: 2,000 Pages
CLT-C506S	Cyan Standard Yield Toner: 1,500 Pages
CLT-M506S	Magenta Standard Yield Toner: 1,500 Pages
CLT-Y506S	Yellow Standard Yield Toner: 1,500 Pages
CLT-K506L	Black Standard Yield Toner: 6,000 Pages
CLT-C506L	Cyan Standard Yield Toner: 3,500 Pages
CLT-M506L	Magenta Standard Yield Toner: 3,500 Pages
CLT-Y506L	Yellow Standard Yield Toner: 3,500 Pages
CLT-W506	Waste Toner Bottle, Black: 14,000 Pages, Color: 3,500 Pages
Part Number	Options
CLP-S680A	520-Sheet Secondary Cassette
ML-MEM370	512 MB Memory Replacement (CLP-680ND)
ML-MEM380	1 GB Memory Replacement (CLX-6260 Series)

Working Securely, Working Efficiently

Samsung takes the success of your business seriously. That means providing you with solutions that protect your confidentiality, as well as solutions that protect our environment.

Secure Printing

Not everything is meant for public consumption. When printing sensitive documents, you can protect privacy by sending the job to the CLP-680ND or CLX-6260 Series securely, then retrieving it with a PIN key directly on the device. And with the 4GB document box that comes standard on the CLX-6260FW, your entire workgroup can use secure print without needing to purchase anything else.




Eco Mode Saves Resources

With a one-touch Eco button on the CLP-680ND and CLX-6260 Series, saving money is a breeze. With a single push, your device is configured to print in grayscale and duplex, and to skip blank pages. You can customize the Eco button's operation, and as an administrator, you can set Eco mode as the default for your workgroup. And the Samsung Easy Eco Driver ensures you only print exactly what you need. You can edit your documents before printing, doing such things as removing all images, removing colored backgrounds, and even removing bold text, thereby reducing wasted printouts and saving you even more paper and toner.



The Samsung Easy Eco Driver earned the 2012 Outstanding Achievement Award from Buyers Lab, Inc.



A fast dual CPU, ample memory and instant fusing technology combine to give you fast output speeds and increased productivity.



High-yield toner cartridges require less frequent replacement and reduced overall cost, thereby delivering lower cost per page.



Samsung super-fine polymerized color toner and improved image processing technology deliver exceptionally high levels of output quality.



Easy hardware operation and smart solutions like confidential printing help you manage your workflow more efficiently.

Specifications	CLP-680ND	CLX-6260FD	CLX-6260FW
Overview			
Function	Color Laser Single Function Printer		Color Laser Multifunction Printer
Print			
Engine Speed*	Up to 25/25 ppm in Letter		
Resolution	Up to 9,600 x 600 dpi effective output		
FPOT	Less than 17 seconds		
Duplex	Standard		
Emulation	PCL5C/6, PostScript 3, PDF V1.7, SPL-C (Samsung Print Language)		
Copy Specification			
Copy Speed**	N/A	Up to 25/25 cpm in Letter	
Resolution	N/A	Up to 1200 x 1200 dpi	
First Copy Out Time	N/A	Less than 17 seconds flatbed, Less than 20 seconds ADF	
Zoom Range	N/A	25% to 400%	
Multi Copy	N/A	1~999	
Copy Features	N/A	ID Copy, N-Up, Poster, Clone, Book Copy	ID Copy, N-Up, Poster, Clone, Book Copy, Duplex Copy
Scan Specification			
Compatibility	N/A	TWAIN, WIA	
Scan Method	N/A	Color CISM	
Scan Speed	N/A	As fast as 20 ipm	
Resolution	Optical	N/A	Up to 1,200 x 1,200 dpi
	Enhanced	N/A	Up to 4,800 x 4,800 dpi
Scan Depth	N/A	Mono: 8 bit, Color: 24 bit	
Scan To	N/A	USB, Email, SMB, FTP, PC, WSD	USB, Email, SMB, FTP, PC, WSD, Flash Disk Drive
Fax Specification			
Compatibility	N/A	ITU-T G3	
Communication System	N/A	PSTN / PABN	
Modem Speed	N/A	33.6Kbps	
Color Fax	N/A	Yes	
Resolution	N/A	Standard: 203 x 98 dpi, Fine: 203 x 196 dpi, Superfine: 300 x 300 dpi, Color: Up to 200 x 200 dpi	
Fax Memory	N/A	6MB	
Fax Features	N/A	Fax to PC, Speed Dial, Auto Redial, On Hook Dial, Last Number Redial, Delayed Fax, Fax Forward to Fax/PC, Junk Fax Barrier, Auto Reduction	
Paper Handling			
Input Capacity	250-sheet Cassette, 50-sheet Bypass Tray (Max 820-sheet with optional cassette)		
Output Capacity	150-sheets face down		
Media Size	3" x 5" ~ 8.5" x 14"		
Media Types	Plain, Thin, Thick, Card Stock, Hole Punched, Transparency, Pre-Printed, Letterhead, Recycled, Archive, Bond, Label, Envelope, Cotton, Colored, Glossy		
Media Weight	16 ~ 59 lbs.		
ADF Capacity	N/A	50 Sheets	
ADF Type	N/A	ADF	DADF
ADF Document Size	N/A	5.6" x 5.8" ~ 8.5" x 14"	
ADF Document Weights	N/A	16 ~ 28 lb.	
General			
Processor	533MHz Dual CPU		
Memory	256MB (Max 512MB)	512MB (Max 1GB)	
Hard Drive	N/A	N/A	4 GB Flash Disk Standard
OS Compatibility	Windows (32/64 bit) XP/2003/Vista/2008/7/2008 R2, Mac OS X 10.4~10.7, Various Linux, Various Unix, CITRIX Server		
Interface	Hi-Speed USB 2.0, Gigabit Ethernet, USB Host Direct		Hi-Speed USB 2.0, Gigabit Ethernet, USB Host Direct, Wireless 802.11 b/g/n, WiFi Direct
User Interface	2-line LCD, 4 Status LEDs, Soft Power, Pin Pad	4-line LCD, 5 Status LEDs, Function Keys, Soft Power, Pin Pad	4.3" Color Touch Screen, 3 Status LEDs, Soft Power, Pin Pad
Monthly Duty Cycle	Up to 60,000 pages monthly		
Noise Level	Less than 52 dBA Printing	Less than 52 dBA Printing, Less than 54 dBA Copying	
Power Consumption	450 W (Printing), 10 W (Standby), 1 W (Sleep), 1.49 KWH (TEC)	450 W (Printing), 16 W (Standby), 1 W (Sleep), 1.55 KWH (TEC)	450 W (Printing), 18 W (Standby), 2.4 W (Sleep), 1.55 KWH (TEC)
Unit Dimension (W x D x H)	16.5" x 17.8" x 12.3"	16.5" x 17.8" x 18.8"	18.5" x 17.8" x 19.9"
Box Dimensions (W x D x H)	23.2" x 21.9" x 18.1"	23.4" x 22.3" x 24.5"	23.7" x 24.3" x 26.2"
Unit Weight	44.4 lbs.	54.7 lbs.	58.9 lbs.
Box Weight	52.2 lbs.	63.3 lbs.	69.0 lbs.
Consumables			
Toner	Starter Toner	Black: 2,000 page toner yield Cyan: 1,500 page toner yield Magenta: 1,500 page toner yield Yellow: 1,500 page toner yield	
	Standard Toner	Black: 2,000 page standard yield (CLT-K506S) / 6,000 page high yield (CLT-K506L) Cyan: 1,500 page standard yield (CLT-C506S) / 3,500 page high yield (CLT-C506L) Magenta: 1,500 page standard yield (CLT-M506S) / 3,500 page high yield (CLT-M506L) Yellow: 1,500 page standard yield (CLT-Y506S) / 3,500 page high yield (CLT-Y506L)	
	Waste Toner Bottle	Black: 14,000 pages, Color: 3,500 pages (CLT-W506)	
	Toner Metrics	Declared cartridge yield in accordance with ISO/IEC 19798	
Options	Secondary Paper Tray	520 Sheets (CLP-S680A)	
	Memory	512MB (ML-MEM370)	1GB (ML-MEM380)
In The Box			
Included	Power Cord, Hi-Speed USB 2.0 Cable (CLX-6260FW Only), Set of Starter Toner, Driver/Software CD with Digital User Manual, Warranty Card, Quick Installation Guide		

*Print speed will be affected by operating system used, computing performance, application software, connection method, media type, media size and job complexity. **Copy speed is based on Single Document Multiple Copy. Preliminary specifications subject to change. Non-metric weights and measurements are approximate.

samsung.com/printer

Follow us on Twitter@SamsungBizUSA

Product Support: 1-866-SAM-4BIZ | 1-800-SAMSUNG



©2012 Samsung Electronics America, Inc. Samsung is a registered mark of Samsung Electronics Corp., Ltd. Specifications and designs are subject to change without notice. Non-metric weights and measurements are approximate. All brand, product, service names and logos are trademarks and/or registered trademarks of their respective manufacturers and companies. Simulated screen images. See samsung.com for detailed information. Printed in USA on 50% recycled (30% post-consumer waste) paper using soy inks. PNT-CLP680NDCLX6260FWB2B-AUG12T

