


1

AD-A207 643

DOCUMENTATION PAGE

Form Approved
OMB No. 0704-0188

1a. REPORT SECURITY CLASSIFICATION Unclassified		1b. RESTRICTIVE MARKINGS	
2a. SECURITY CLASSIFICATION AUTHORITY		3. DISTRIBUTION / AVAILABILITY OF REPORT Approved for public release	
2b. DECLASSIFICATION / DOWNGRADING SCHEDULE			
4. PERFORMING ORGANIZATION REPORT NUMBER(S) DIOR/ST25-88-PT-1		5. MONITORING ORGANIZATION REPORT NUMBER(S)	
6a. NAME OF PERFORMING ORGANIZATION WHS, Directorate for Information Operations and Reports	6b. OFFICE SYMBOL (If applicable)	7a. NAME OF MONITORING ORGANIZATION	
6c. ADDRESS (City, State, and ZIP Code) Arlington, VA 22202-4302		7b. ADDRESS (City, State, and ZIP Code)	
8a. NAME OF FUNDING / SPONSORING ORGANIZATION	8b. OFFICE SYMBOL (If applicable)	9. PROCUREMENT INSTRUMENT IDENTIFICATION NUMBER	
8c. ADDRESS (City, State, and ZIP Code)		10. SOURCE OF FUNDING NUMBERS	
		PROGRAM ELEMENT NO.	PROJECT NO.
		TASK NO.	WORK UNIT ACCESSION NO.
11. TITLE (Include Security Classification) Dollar Summary of Prime Contract Awards by State, County, Contractor, and Place, FY 88. Part 1 (Aguadilla, Puerto Rico-Washington D.C.)			
12. PERSONAL AUTHOR(S)			
13a. TYPE OF REPORT Annual	13b. TIME COVERED FROM _____ TO _____	14. DATE OF REPORT (Year, Month, Day) 1988	15. PAGE COUNT 300
16. SUPPLEMENTARY NOTATION			
17. COSATI CODES		18. SUBJECT TERMS (Continue on reverse if necessary and identify by block number)	
FIELD	GROUP	SUB-GROUP	
19. ABSTRACT (Continue on reverse if necessary and identify by block number)			
			
20. DISTRIBUTION / AVAILABILITY OF ABSTRACT <input type="checkbox"/> UNCLASSIFIED/UNLIMITED <input type="checkbox"/> SAME AS RPT. <input type="checkbox"/> DTIC USERS		21. ABSTRACT SECURITY CLASSIFICATION	
22a. NAME OF RESPONSIBLE INDIVIDUAL		22b. TELEPHONE (Include Area Code)	22c. OFFICE SYMBOL

PRIME CONTRACT AWARDS BY STATE, COUNTY, CONTRACTOR, AND PLACE
FISCAL YEAR 1988 (OCT - SEP)
PUERTO RIC

COUNTY NAME/ CONTRACTOR NAME	LOCATION NAME	DOD TOTAL	ARMY	NAVY	AIR FORCE	DLA	OCE	ODA
Aguadilla								
COASTAL SERVICES INC	Borinquen	93			93			
DU PONT E I DE NMOURS COMPANY	Aguadilla	90				90		
SECURITY ASSOC INTERNATIONAL	Borinquen	49			49			
TOTAL - Aguadilla		232			142	90		
Aibonito								
BAXTER HEALTHCARE CORPORATION	Aibonito	156				156		
BAXTER INTERNATIONAL INC	Aibonito	285				285		
TOTAL - Aibonito		441				441		
Anasco								
AMERICAN HOSPITAL SUPPLY CORP	Anasco	144	144					
TOTAL - Anasco		144	144					
Arecibo								
AMERECO ENVIRONMENTAL SVCS	Arecibo	75				75		
M/A-COM INC	Arecibo	38				38		
UPJOHN COMPANY THE	Arecibo	6,638				6,638		
TOTAL - Arecibo		6,751				6,751		
Barceloneta								
ABBOTT LABORATORIES	Barceloneta	322				322		
BRISTOL-MYERS COMPANY	Barceloneta	2,119				2,119		
MEAD JOHNSON & COMPANY (DE)	Barceloneta	154				154		
PEIZER INC	Barceloneta	11,396				11,396		
ROERIG	Barceloneta	884				884		
WINTHROP 3REON LABORATORIES	Barceloneta	834				834		
TOTAL - Barceloneta		15,709				15,709		
Bayamon								
ACTION SERVICE CORP	Fort Buchanan	315	315					
ALTAMESA CONSTRUCTION CORP	Fort Buchanan	74	74					
BUILDING SYSTEMS SERVICES INC	Fort Buchanan	94	94					
CARIBBEAN GULF REFINING CORP	Forest Hills	124						
CITY GARBAGE DISPOSAL INC	Fort Buchanan	32						
DIAZ ANIBAL	Fort Buchanan	227						
FORCE CONTRACTOR INC	Fort Buchanan	361						
HERNANDEZ SECURITY	Fort Buchanan	246						
IRIZARRY & ASSOCIATES A G INC	Fort Buchanan	50						
J C ELECTRIC INC	Fort Buchanan	178						
PLANNING RESEARCH CORPORATION	Fort Buchanan	34						
PONCE WASTE DISPOSAL INC	Fort Buchanan	169						
PUERTO RICO FENCE COMPANY INC	Fort Buchanan	84						
REFRIBOX INC	Fort Buchanan	409						
SAIF JOSEPH INC	Fort Buchanan	38						
SECURIGUARD INC	Fort Buchanan	700						
SMALL BUSINESS ADMINISTRATION	Bayamon	27						



A-1

PRIME CONTRACT AWARDS BY STATE, COUNTY, CONTRACTOR, AND PLACE
FISCAL YEAR 1988 (OCT - SEP)
PUERTO RIC

COUNTY NAME/ CONTRACTOR NAME		LOCATION NAME	DOD TOTAL	ARMY	NAVY	ATF FORCE	DLA	OCE	ODA
(DOLLARS IN THOUSANDS)									
Ceiba	BALVA FINANCIAL C/RP	Roosevelt Roads NS	142		142				
	BIRD CONSTRUCTION COMPANY INC	Roosevelt Roads NS	7,668		7,668				
	BRISAS DISPOSAL SERVICE	Roosevelt Roads NS	200		200				
	BUILDING SYSTEMS SERVICES INC	Roosevelt Roads NS	636		636				
	CARRERO ENGINEERING INC	Roosevelt Roads NS	82		82				
	CARIBBEAN ALARM SYSTEMS INC	Roosevelt Roads NS	111		111				
	CASILE CO INC	Roosevelt Roads NS	54		54				
	CITY GARBAGE DISPOSAL INC	Roosevelt Roads NS	174		174				
	COILE ASSOCIATES FORREST W	Roosevelt Roads NS	269		269				
	COLLINS INTERNATIONAL SV CO	Roosevelt Roads NS	3,594		3,594				
	CROWLEY TOWING AND TRANS CO	Roosevelt Roads NS	26		26				
	DANIEL CONSTRUCTION CO IN/L	Roosevelt Roads NS	153		153				
	DIAZ ANIBAL	Roosevelt Roads NS	631		631				
	DYNAMIC BUILDERS INC	Roosevelt Roads NS	35		35				
	EL DORADO TECHNICAL SERVICES	Roosevelt Roads NS	488		488				
	ELECTROSPACE SYSTEMS INC	Roosevelt Roads NS	2,902		2,902				
	ENVIRONMENTAL SCIENCE & ENGRG	Roosevelt Roads NS	48		48				
	F D R CONSTRUCTION CORP	Roosevelt Roads NS	645		645				
	FEDERAL DATA CORPORATION	Roosevelt Roads NS	164		164				
	G R G ENGINEERING INC	Roosevelt Roads NS	9-		9-				
	GONZALEZ FERMIN L INC	Roosevelt Roads NS	12,482		12,482				
	H P CONSTRUCTION	Roosevelt Roads NS	250		250				
	HAMSCO CARIBBEAN INC	Roosevelt Roads NS	782		782				
	HANNAN ASSOCIATE INC	Ceiba	76		76				
	HAYES SEAY MATTEI N & MATTERN	Roosevelt Roads NS	168		168				
	HOME ROOFING CORPORATION	Roosevelt Roads NS	39		39				
	INDUSTRIAL MECH CNTRS CO	Roosevelt Roads NS	419		419				
	INELKO INC	Roosevelt Roads NS	100		100				
	INTERNATIONAL BUS MCHS CORP	Ceiba	60		60				
	JAFER CONSTRUCTION CORPORATION	Roosevelt Roads NS	1,010		1,010				
	LANDERA INGELMO VERGARA SKLOW	Roosevelt Roads NS	189		189				
	LEVY FRANCISCO HIJO INC	Roosevelt Roads NS	1,186		1,186				
	LOGICON INC	Ceiba	131		131				
	LOGICON INC	Roosevelt Roads NS	107		107				
	LOGISTICAL SUPPORT INC	Roosevelt Roads NS	491		491				
	M Z P INC	Roosevelt Roads NS	422		422				
	MARK GEORGE Z ARCHITCTS PLNMR	Roosevelt Roads NS	57		57				
	MARTINEZ LUIS M	Roosevelt Roads NS	90		90				
	MENDEZ BRUNNER & ASSOCIATES	Roosevelt Roads NS	32		32				
	MILCOM SYSTEMS CORPORATION	Roosevelt Roads NS	30		30				
	MORNING WATCH INC	Roosevelt Roads NS	33		33				
	NEVAPEZ VILLAVENCIO CONSTR	Roosevelt Roads NS	4,611		4,611				
	OBAN PAINT SERVICES AND CONTR	Roosevelt Roads NS	124		124				
	PARAGON ENERGY CORPORATION	Roosevelt Roads NS	33-		33-				
	POMPANO CONSTRUCTION CO INC	Roosevelt Roads NS	224		224				
	RCA CORPORATION	Roosevelt Roads NS	21,899		21,899				
	ROE ENTERPRISES INC	Roosevelt Roads NS	3,316		3,316				

COUNTY NAME/ CONTRACTOR NAME		LOCATION NAME	DOD TOTAL	ARMY	NAVY	ATR FORCE	DLA	OCE	ODA
(DOLLARS IN THOUSANDS)									
Ceiba	RUIZ ENRIQUE & ASSOCIATES	Roosevelt Roads NS	144		144				
	SAN JUAN BUILDERS CORP	Roosevelt Roads NS	481		481				
	SCIENTIFIC CONTRACTORS INC	Roosevelt Roads NS	361		361				
	SOUTHERN STRUCTURES INC	Roosevelt Roads NS	147		147				
	TORRES MARVEL FLORES Y ASOCHS	Roosevelt Roads NS	253		253				
	TOMER INSPECTION INC	Roosevelt Roads NS	56		56				
	UNISYS CORPORATION	Roosevelt Roads NS	44-		44-				
	VIGILANIES INC	Roosevelt Roads NS	1,342		1,342				
	WALLER TODD SADLER ARCHITECTS	Roosevelt Roads NS	157		157				
	WAYSON & VILLATE	Roosevelt Roads NS	158		158				
	WAYNE MARINE INC	Roosevelt Roads NS	225		225				
	WESTERN STATES MANAGEMENT	Roosevelt Roads NS	358		358				
	XEROX CORPORATION	Roosevelt Roads NS	61		61				
	ZENON CONSTRUCTION CORPORATION	Roosevelt Roads NS	224		224				
	TOTAL - Ceiba		74,415		74,415				
Cidra	ALLERGAN PHARMACEUTICALS INC	Cidra	4,371			97	4,371		
	GENERAL DYNAMICS CORPORATION	Cidra	97				74		
	ZENITH LABORATORIES INC	Cidra	74				4,445		
	TOTAL - Cidra		4,542			97			
Culebra	UNDERWOOD INDUSTRIES INC	Roosevelt Roads Nava	220				220		
	TOTAL - Culebra		220				220		
Dorado	MCNEIL PHARMACEUTICAL	Dorado	206				206		
	TOTAL - Dorado		206				206		
Fajardo	FREIGHTLINER CORPORATION	Fajardo	57				57		
	NATIONAL IND FOR SEVRLY HNDCPD	Fajardo	52		52		46		
	PARKE DAVIS & COMPANY	Fajardo	46				103		
	TOTAL - Fajardo		155		52				
Guayama	WYETH LABORATORIES INC	Guayama	240				240		
	TOTAL - Guayama		240				240		
Hormigueros	ALLERGAN PHARMACEUTICALS INC	Hormigueros	32				32		
	TOTAL - Hormigueros		32				32		
Humacao	ALCON LABORATORIES INC	Humacao	435				435		
	BLOCK DRUG COMPANY INC	Humacao	198				198		

PRIME CONTRACT AWARDS BY STATE, COUNTY, CONTRACTOR, AND PLACE
 FISCAL YEAR 1988 (OCT - SEP)
 PUERTO RIC

COUNTY NAME/ CONTRACTOR NAME		LOCATION NAME	DOD TOTAL	ARMY	NAVY	ATR FORCE	DLA	OCE	ODA
(DOLLARS IN THOUSANDS)									
Humacao	BOLAR PHARMACEUTICAL CO INC	Humacao	27				27		
	SQUIBB E R & SONS INC	Humacao	1,314				1,314		
	SUTILE APPARATUS CORPORATION	Humacao	6,717				6,717		
	SYNTEX LABORATORIES INC	Humacao	8,770				8,770		
	TOTAL - Humacao								
Jayuya	BAXTER INTERNATIONAL INC	Jayuya	43				43		
	TOTAL - Jayuya		43				43		
Juana Diaz	GOMEZ LUIS M CONSTRUCTION	Juana Diaz	123	123					
	MAINT & ENGRNG SVCS	Juana Diaz	222	222					
	TOTAL - Juana Diaz		345	345					
Lajas	LAJAS INDUSTRIES	Lajas	4,390				4,390		
	TOTAL - Lajas		4,390				4,390		
Loiza	METROPOLITAN OIL CHEMICAL P R	Vieques	218				218		
	TOTAL - Loiza		218				218		
Luquillo	H T L INDUSTRIES INC	Luquillo	81						
	TOTAL - Luquillo		81		81				
Manati	DU PONT E I DE NMOURS COMPANY	Manati	893				893		
	NORWICH EATON PHARMACEUTICALS	Manati	1,375				1,375		
	ROCHE PRODUCTS INC	Manati	46				46		
	TOTAL - Manati		2,314				2,314		
Maricao	BAXTER INTERNATIONAL INC	Maricao	101				101		
	TOTAL - Maricao		101				101		
Mayaguez	AMERECO ENVIRONMENTAL SVCS	Balboa	50				50		
	BRISTOL-MYERS COMPANY	Mayaguez	124				124		
	ENSCO INC AR	Balboa	30				30		
	FLEMING WILMONT ENGINEERING	Mayaguez	297				297		
	HONEYWELL BULL AG	Mayaguez	276						
	INDUSTRIAL MECH CONTRS CO	Miramar	54	276					
	PROPPER INTERNATIONAL INC	Mayaguez	54	54					
	QUALITY APPAREL MANUFACTURING	Mayaguez	42,047				42,047		
	SCOTLAND GUARD SERVICES INC	Santurce	1,116				1,116		
	TOTAL - Mayaguez		488	488					

PRIME CONTRACT AWARDS BY STATE, COUNTY, CONTRACTOR, AND PLACE
FISCAL YEAR 1988 (OCT - SEP)
PUERTO RIC

COUNTY NAME/ CONTRACTOR NAME		LOCATION NAME	DOD TOTAL	ARMY	NAVY	ATF FORCE	D.A	OCE	ODA
(DOLLARS IN THOUSANDS)									
Mayaguez	SOUTH CENTRAL MARKETING	Mayaguez	118	118					
	SYNCOR INDUSTRIES CORPORATION	Mayaguez	101	101			3,112		
	VITIN GARMENT MFG CO	Mayaguez	3,112				46,776		
	TOTAL - Mayaguez		47,813	1,037					
Morovis	EASTERN CANVAS PRODUCTS INC	Morovis	138	2,804			138		
	REHMAR INC	Morovis	2,804	2,804			138		
	TOTAL - Morovis		2,942						
Ponce	BLACK & VEATCH	Ponce	161					161	
	BOEHRINGER MANNHEIM CORP	Ponce	61				61		
	COMMONWEALTH OIL REFINING CO	Ponce	330				330		
	FORCE CONSTRUCTOR INC	Ponce	80	80					
	GEOMETRIX CONSULTANTS INC	Ponce	115					115	
	INABON ASPHALT CORP	Coto Laurel	81	81					
	LIFE MANUFACTURING CORP	Ponce	2,222				2,222		
	O S M ARCH CNSLT INC	Ponce	96					96	
	ORTIZ & OLIVIERI INC	Ponce	365					365	
	PROPPER INTERNATIONAL INC	Magueyes	4,914				4,914		
	PROPPER INTERNATIONAL INC	Maraguez	2,017				2,017		
	PUERTO RICO BRIDGE CORP	Ponce	34					34	
	TONO AUTO REPAIR	Ponce	122	122					
	UNITED STATES SURGICAL CORP	Ponce	247				247		
	VAN CAMP SEAFOOD CO INC	Ponce	2,866				2,866		
	TOTAL - Ponce		13,711	283			12,657	771	
Sabana Grande	KENDALL COMPANY (INC)	Sabana Grande	896				896		
	TOTAL - Sabana Grande		896						
Salinas	F JIMENEZ & ASSOCIATES INC	Salinas	374	374					
	GOMEZ LUIS M CONSTRUCTION	Salinas	48	48					
	RIVERA & HERNANDEZ	Salinas	29	29					
	TOTAL - Salinas		451	451					
San German	CIBA-GEIGY CORPORATION	San German	90				90		
	IOLAB CORPORATION	San German	95				95		
	OMNI RESEARCH INC	San German	36	36					
	TOTAL - San German		221	36			185		
San Juan	ALLIED SIGNAL AEROSPACE CO	San Juan	60	60					
	ANTILLES SCHL TECHNICAL CARERS	San Juan	50	50					

PRIME CONTRACT AWARDS BY STATE, COUNTY, CONTRACTOR, AND PLACE
FISCAL YEAR 1988 (OCT - SEP)
PUERTO RIC

COUNTY NAME/ CONTRACTOR NAME	LOCATION NAME	DOD TOTAL	ARMY	NAVY	AIR FORCE	DLA	OCE	ODA
San Juan	BETTERROADS ASPHALT CORP.	81						
	CARIBE SHIPPING CO INC.	301	301					
	CLARION HOTEL AND CASINO	55	55					
	CROWLEY MARITIME CORPORATION	44	44					
	DIAZ ANIBAL	64	64					
	HEWLETT-PACKARD COMPANY	77	77					
	LEWITTOWN ELEC MAINT&CONSTR CO	173	173					
	MARINE INDUSTRIAL SERVICES INC	1,000		470			1,000	
	MC ALLISTER BROTHERS INC	40		40				
	MILCOM SYSTEMS CORPORATION	50		50				
	PRODUCTO SELETRONICOS IND	1,020	1,020					
	PROFESSIONAL DIVERS	128					128	
	PUERTO RICO DRYDOCK	290	290					
	PUERTO RICO TELEPHONE CO	290						290
	PUETRO RICO DRYDOCK & MARINE	310	310					
	RAYTHEON COMPANY	386		386				
	REDONDO CONSTRUCTION CORP	2,782					2,782	
	REYNOLDS R J TOBACCO COMPANY	1,733	1,733					
	SINGER COMPANY THE	135		135				
	TORRES MARVEL FLORES Y ASOCIDS	878		878				
	UNIVERSITY OF PUERTO RICO	135		135				
	UNIVERSITY OF PUERTO RICO	50		50				
	WESTINGHOUSE ELECTRIC CORP	287	287					
	TOTAL - San Juan	10,889	4,343	2,346			3,910	290
San Lorenzo	AMERTECH ENTERPRISES LTD	4,696				4,696		
	DYNACORP	3,088		3,088				
	EDCAR INDUSTRIES INC	6,885				6,885		
	TOTAL - San Lorenzo	14,669		3,088		11,581		
San Sebastian	CIA PETROLERA CARBIDE INC	1,064				1,064		
	SULLIVAN EDYTHE TENNIS CREAT	1,415				1,415		
	TOTAL - San Sebastian	2,479				2,479		
Santa Isabel	WESTINGHOUSE ELECTRIC CORP	2,311		2,311				
	TOTAL - Santa Isabel	2,311		2,311				
Toa Alta	AMERICAN HOSPITAL SUPPLY CORP	557						557
	TOTAL - Toa Alta	557						557
Toa Baja	CONSTRUCCIONES J F M INC	245						245

PRIME CONTRACT AWARDS BY STATE, COUNTY, CONTRACTOR, AND PLACE
 FISCAL YEAR 1988 (OCT - SEP)
 PUERTO RIC

COUNTY NAME/ CONTRACTOR NAME	LOCATION NAME	DOD TOTAL	ARMY	NAVY	AIR FORCE	DLA	OCE	ODA
Toa Baja REFRIBOX INC	Toa Baja	34	34					
SAN JUAN BUILDERS CORP	Sabana Seca Naval Se	254		254				
TOTAL - Toa Baja		533	34	499				
Trujillo Alto VILLA BLANCA BODY EXPERT	Trujillo Alto	33	33					
TOTAL - Trujillo Alto		33	33					
Vega Alta SORBUS INC	Ceiba	34		34				
TOTAL - Vega Alta		34		34				
Vega Baja BORINTEX MANUFACTURING CORP	Vega Baja	3,858-				3,858-		
TOTAL - Vega Baja		3,858-				3,858-		
Vieques ACTION SERVICE CORP	Vieques Island NFTA	405		405				
ARTAIS INC	Vieques Island NFTA	38		38				
TOTAL - Vieques		443		443				
Yabucoa PUERTO RICO SUN OIL CO INC	Yabucoa	37,235				37,235		
TOTAL - Yabucoa		37,235				37,235		
TOTAL - PUERTO RIC		278,865	12,353	83,307	239	177,995	4,68	290

PRIME CONTRACT AWARDS BY STATE, COUNTY, CONTRACTOR, AND PLACE
 FISCAL YEAR 1988 (OCT - SEP)
 Alabama

COUNTY NAME/ CONTRACTOR NAME	LOCATION NAME	DOD TOTAL	ARMY	NAVY	AIR FORCE	DLA	OCE	ODA
Baldwin								
BELMONT INDUSTRIES INC	Bay Minette	323	62	186	75			
C & G MARKETING INC	Fairhope	41	41			50		
DEN-TAL-EZ INC	Bay Minette	50						
HUGHES AIRCRAFT COMPANY	Foley	162	36	126	56			
ROHR INDUSTRIES INC	Foley	56						
TRUMP INC	Elberta	109		80		29		
TOTAL - Baldwin		741	139	392	131	79		
Barbour								
HUGHES AIRCRAFT COMPANY	Eufaula	1,104	408	60	636	32		
VALLEY FIR & REDWOOD CO INC	Eufaula	32				32		
TOTAL - Barbour		1,136	408	60	636			
Bibb								
EASTERN WESTERN CORPORATION	Brierfield	55				55		
H I T INC	Bibb Mill	50		50				
WHELAN, R H CO	Centreville	84				84		
TOTAL - Bibb		189		50		139		
Blount								
BYNUM W E JR	Blountsville	167				167		
MOORE, A G & CO INC	Blountsville	68				68		
TOTAL - Blount		235				235		
Bulloch								
IMO DELAVAL	Pine Grove	71		71				
TOTAL - Bullock		71		71				
Calhoun								
ABB PRESSURE SYSTEMS INC	Bynum	90				90		
ABBOIT & ASSOCIATES INC	Fort McClellan	128				128		
ABSOCOLD CORPORATION	Fort McClellan	80				80		
ACKER ELECTRIC CO INC	Anniston Army Depot	216				216		
ACKER ELECTRIC CO INC	Fort McClellan	68				68		
AIR CONDITIONING ASSOCIATES	Anniston Army Depot	764				764		
ALABAMA CONSTR & RR MAINT	Anniston Army Depot	461				461		
ALABAMA LIMOUSINE INC	Fort McClellan	124				124		
ALABAMA POWER COMPANY	Anniston Army Depot	2,433				2,433		
ALGERNON BLAIR INC	Fort McClellan	575				575		
ALLIED DATA COMMUNICATIONS GROUP	Anniston Army Depot	40				40		
AM INTERNATIONAL INC	Fort McClellan	48				48		
AM MULTIGRAPHICS	Anniston Army Depot	26				26		
ANNISTON WATER WRK & SEWER BRD	Anniston Army Depot	123				123		
BAKER & SON DAIRY INC	Fort McClellan	580				580		
BATTEAST CONSTRUCTION COMPANY	Fort McClellan	26				26		
BUCK KERMIT B CO INC	Anniston Army Depot	312				312		
BURGOS, FRED CONSTRUCTION CO	Anniston Army Depot	431				431		

PRIME CONTRACT AWARDS BY STATE, COUNTY, CONTRACTOR, AND PLACE
 FISCAL YEAR 1988 (OCT - SEP)
 Alabama

COUNTY NAME/ CONTRACTOR NAME	LOCATION NAME	DOD TOTAL	ARMY	NAVY	AIR FORCE	DLA	OCE	ODA
Calhoun								
BURGOS, FRED CONSTRUCTION CO	Fort McClellan	2,814	2,814					
C CONSTRUCTION CO INC	Fort McClellan	99	99					
CANTICLE CLASSICS	Fort McClellan	31	31					
CHALK-LINE INC	Anniston	47	47					
CHEMICAL WASTE MANAGEMENT	Anniston Army Depot	700	290			410		
CHOCOLOCCO CONST CO INC	Anniston Army Depot	289	289					
CIBA CORNING DIAGNOSTICS DEL	Fort McClellan	27	27					
CITATION COMPUTER SYSTEMS	Fort McClellan	73	73					
COLONIAL BAKING OF HUNTSVILLE	Fort McClellan	78	78					
COMSTOCK COMMUNICATIONS INC	Fort McClellan	52	52					
CONERLY CONSTRUCTION INC	Fort McClellan	177	177					
COULTER ELECTRONICS INC	Fort McClellan	26	26					
CRAIG B H CONSTRUCTION CO INC	Fort McClellan	63	63					
CRUMPTON SPRINKLER CO INC	Fort McClellan	64	64					
D R CONSTRUCTION CO INC	Fort McClellan	147	147					
DEFENSE RESEARCH INC	Fort McClellan	142	142					
DENNEY ELECTRIC COMPANY INC	Anniston	1,223		1,181				
DIGITAL EQUIPMENT CORPORATION	Anniston Army Depot	191	191					
DURABILT CUSTOM BUILDERS INC	Anniston Army Depot	332	332					
DYNACORP	Fort McClellan	86	86					
E B CONSTRUCTION INC	Fort McClellan	652	652					
E G & G FLORIDA INC	Fort McClellan	582	582					
EASTMAN KODAK COMPANY	Fort McClellan	89	89					
FEDERAL INTEGRATED SYSTMS CORP	Fort McClellan	93	93					
FLAV-O-RICH INC	Fort McClellan	26	26					
FMC CORPORATION	Fort McClellan	295	295					
FULTON ROOFING & CNSTR CO	Anniston	37,391	37,265			126		26
GRANTHAM CONSTRUCTION CO INC	Fort McClellan	27	27					
GULF ELECTRIC CONSTRUCTION CO	Anniston Army Depot	65	65					
H & M ASSOC	Anniston	341	341					
HALE BUILDING COMPANY INC	Fort McClellan	52	52					
HALE BUILDING COMPANY INC	Anniston Army Depot	147	147					
HAMILTON INDUSTRIES INC	Fort McClellan	705	705					
HARMON ENGINEERING ASSOCIATES	Fort McClellan	30	30					
HASTON CONSTRUCTION CO INC	Anniston	272	272					
HILL BROS GENERAL CONTRACTING	Anniston Army Depot	82	82					
HONEYWELL BULL AG	Anniston	107	107					
HONEYWELL INC	Anniston Army Depot	36	36					
HUGHES AIRCRAFT COMPANY	Anniston Army Depot	33	33					
IBIS CORPORATION	Anniston Army Depot	141	141					
INTERNATIONAL BUS MCHS CORP	Anniston Army Depot	112	112					
INTERNATIONAL BUS MCHS CORP	Anniston Army Depot	343	343					
INTERSTATE BRANDS CORPORATION	Fort McClellan	31	31					
J L ASSOCIATES, INC	Fort McClellan	169	169					
JIMENEZ INC	Fort McClellan	4,458	4,458					
JLT PAINTING & GENERAL CNTGT	Fort McClellan	156	156					
LAMBERT ROOFING & CNSTR CO	Anniston Army Depot	96	96					
	Fort McClellan	63	63					

PRIME CONTRACT AWARDS BY STATE, COUNTY, CONTRACTOR, AND PLACE
 FISCAL YEAR 1988 (OCT - SEP)
 Alabama

COUNTY NAME/ CONTRACTOR NAME		LOCATION NAME	DOD TOTAL	ARMY	NAVY	ATF FORCE	DLA	OCE	ODA
(DOLLARS IN THOUSANDS)									
Calhoun	MARABLE W M INC	Anniston Army Depot	159	159					
	MARTIN MARIETTA CORPORATION	Anniston Army Depot	124	124					
	MC CARTNEY CONSTRUCTION CO	Fort McClellan	322	322					
	MID-SOUTH CONSTRUCTION CO INC	Anniston	40	40					
	MID-SOUTH CONSTRUCTION CO INC	Fort McClellan	1,371	1,371					
	MITA COPYSTAR AMERICA INC	Fort McClellan	47	47					
	NATIONAL EMERGENCY SERVICE	Fort McClellan	287	287					
	NCR CORP	Fort McClellan	28	28					
	NETWORK SYSTEMS CORPORATION	Anniston Army Depot	83	83					
	PAN AM WORLD SERVICES INC	Fort McClellan	1,353	1,353					
	PARAGON ENERGY CORPORATION	Fort McClellan	514	514					
	PETERS STANLEY L AND ASSOC	Fort McClellan	99	99					
	PLANNING RES ANALYS DSGN GRP INC	Fort McClellan	158	158					
	QUALITY MANUFACTURING INC	Eastaboga	6,328	6,328					
	REBCO CONSTR CO	Anniston Army Depot	161	161					
	SHAW FOOD SERVICE INC	Fort McClellan	5,043	5,043					
	SHERMAN PLUMBING & HEATING	Anniston Army Depot	167	167					
	SINGLETON G H PLUMBING INC	Fort McClellan	113	113					
	SMS DATA PRODUCTS GROUP INC	Anniston Army Depot	55	55					
	SMS DATA PRODUCTS GROUP INC	Fort McClellan	101	101					
	SOUTHERN ELECTRIC INTERNATIONAL	Fort McClellan	64	64					
	SPS MECH CO INC	Anniston Army Depot	25	25					
	SPS MECH CO INC	Anniston Army Depot	478	478					
	SPS MECH CO INC	Fort McClellan	263	263					
	STERLING MEDICAL ASSOCIATES	Fort McClellan	191	191					
	STOTT CHAS G & CO INC	Fort McClellan	95	95					
	T M D ENTERPRISES INC	Fort McClellan	390	390					
	TAPE-CRAFT CORPORATION	Anniston	476	476					
	TBGI INC	Anniston Army Depot	29	29					
	TELOS CORPORATION	Anniston Army Depot	23	23					
	TELTARA INC	Fort McClellan	203	203					
	TENNMARK TELECOMMUNICATIONS	Fort McClellan	200	200					
	THOMPSON BUILDING CO	Fort McClellan	40	40					
	THOMPSON TRACTOR CO INC	Fort McClellan	123	123					
	TOBIN MARSHALL S	Anniston Army Depot	104	104					
	TRAWICK CONTRACTING CO	Fort McClellan	149	149					
	TURNER EUGENE GENERAL CONTR	Anniston Army Depot	110	110					
	UNDERWOOD INDUSTRIES INC	Anniston Army Depot	153	153					
	UNISYS CORPORATION	Anniston Army Depot	99	99					
	UNISYS CORPORATION	Fort McClellan	33	33					
	WALLACE R P INC	Anniston Army Depot	244	244					
	WANG LABORATORIES INC	Fort McClellan	26	26					
	WATERS ASSOCIATES INC	Fort McClellan	45	45					
	WATTS CHARLES F INC	Anniston Army Depot	30	30					
	WATTS CHARLES E INC	Fort McClellan	324-	324-					
	WEST FLORIDA ENTERPRISES INC	Fort McClellan	28	28					
	WILLIAMS ROBERT G	Anniston	81	81					

COUNTY NAME/ CONTRACTOR NAME		LOCATION NAME	DOD TOTAL	ARMY	NAVY	AIR FORCE	DLA	OCE	ODA
(DOLLARS IN THOUSANDS)									
Calhoun	WILLS CONSTRUCTION CO	Fort McClellan	56	56					
	XEROX CORPORATION	Anniston Army Depot	30	30					
	XEROX CORPORATION	Fort McClellan	263	263					
	YANDELL & HILLER INC	Fort McClellan	180	180					
	TOTAL - Calhoun		80,128	71,347	1,181	6,328	1,246		26
Cherokee	CENTRE MANUFACTURING CO INC	Centre	16,889				16,889		
	SO-SEW STYLES INC	Centre	2,869				2,869		
	TOTAL - Cherokee		19,758				19,758		
Chilton	ALFAB INC	Enterprise	45	45		42			
	ENTERPRISE ELECTRONICS CORP	Enterprise	42			42			
	TOTAL - Chilton		87						
Choctaw	CHOCTAW MANUFACTURING CO INC	Silas	7,948				7,948		
	WHELAN, R H CO	Yantley	35				35		
	TOTAL - Choctaw		7,983				7,983		
Clarke	BUCKEYE-PACIFIC CORPORATION	Fulton	35				35		
	EASTERN WESTERN CORPORATION	Thomasville	328				328		
	TOTAL - Clarke		363				363		
Coffee	A&M ELECTRICAL CONSTR CO., INC	Fort Rucker	54	54					
	AIR CONDITIONING ASSOCIATES	Fort Rucker	304	304					
	ALABAMA POWER COMPANY	Fort Rucker	5,053	5,053					
	ALFAB INC	Enterprise	3,944						
	ANACAPA SCIENCES INC	Fort Rucker	1,190						
	ANDERSON PAUL R BUILDERS INC	Fort Rucker	1,253						
	ARKALA GROUP	Fort Rucker	42						
	B P CONSTRUCTION INC	Fort Rucker	109						
	BARTON ATC INC	Fort Rucker	132						
	BENTLEY GRASSING CO INC	Fort Rucker	915						
	BIG D ENTERPRISES INC	Fort Rucker	740						
	COBRO CORPORATION	Fort Rucker	2,204						
	COLVIN CONTRACTING COMPANY	Fort Rucker	2,656						
	COMPUTER CLEARING HSE INC DEL	Fort Rucker	72						
	CONCO INC	Fort Rucker	232						
	COUCH INC	Fort Rucker	841						
	CRUM R M CONSTRUCTION CO	Fort Rucker	89						
	DATASAT COMPANY INC	Fort Rucker	61						
	DAVES FASHION FLOORS INC	Fort Rucker	38						
	DAVIS SOUTHWEST INC	Fort Rucker	79						
	TOTAL - Coffee		22,000	1,542		2,402			1,190

PRIME CONTRACT AWARDS BY STATE, COUNTY, CONTRACTOR, AND PLACE
 FISCAL YEAR 1988 (OCT - SEP)
 Alabama

COUNTY NAME/ CONTRACTOR NAME	LOCATION NAME	(DOLLARS IN THOUSANDS)					ODA
		DOD TOTAL	ARMY	NAVY	AIR FORCE	DLA	
Coffee							
DUNNING MARK INDUSTRIES	Fort Rucker	476					
EAST BAY ELECTRIC INC	Fort Rucker	61					
ENTERPRISE ELECTRONICS CORP	Enterprise	1,543		314	134		
ERNEST A SHOMAN	Fort Rucker	46					
ESSEX CORPORATION	Fort Rucker	380					
F & G MEDS	Fort Rucker	212					
FEDERAL INTEGRATED SYSTMS CORP	Fort Rucker	29					
FORD WAYNE CONTRACTING INC	Fort Rucker	149					
FREDERICK FRED DOUGLAS	Fort Rucker	23					
GRENCO ASSOCIATES INC	Fort Rucker	1,028					
GUY MARABLE & SON GENERAL CONT	Fort Rucker	118					
HENDON ENGINEERING ASSOCIATES	Fort Rucker	226					
HEWLETT-PACKARD COMPANY	Fort Rucker	29					
HOLMES & GREEN INC	Fort Rucker	66					
HONEYWELL INC	Fort Rucker	129					
HOWARD NDLES TAMMEN BERGENDOFF	Fort Rucker	25					
HUMBER ALMOND BLYTHE INC	Fort Rucker	151					
HYDES SECURITY SERVICES INC	Fort Rucker	2,446					
I M R SYSTEMS CORPORATION	Fort Rucker	105					
INFORMATION BUILDERS INC	Fort Rucker	30					
INLAND SERVICE CORP	Fort Rucker	75					
INTERNATIONAL BUS MCHS CORP	Fort Rucker	232					
INTERNATIONAL RESOURCES CONS	Fort Rucker	182					
KIME PLUS INC	Fort Rucker	69					
KLEEN RITE CORP	Fort Rucker	1,068					
L A M ASSOCIATES INC	Fort Rucker	61					
LEE DISTRIBUTORS	Fort Rucker	49					
LIBERTY MECHANICAL INC	Fort Rucker	53					
M & S CLEANING SERVICE INC	Fort Rucker	31					
MAC CONTRACTING CO	Fort Rucker	29					
MARABLE W M INC	Fort Rucker	4,779					
MONACO ENTERPRISES INC	Fort Rucker	208					
MUNFORD CONSTRUCTION	Fort Rucker	169					
MURPHREE BRIDGE CORPORATION	Fort Rucker	53					
MYCON CONSTRUCTION CO INC	Fort Rucker	60					
PAN AM SUPPORT SERVICES INC	Fort Rucker	23,039					
POLYENGINEERING INC	Fort Rucker	67					
POST DICK ELECTRIC INC	Fort Rucker	60					
POWER LIFTS INC	Enterprise	1,177					
PUCKORIUS & ASSOCIATES INC	Fort Rucker	26					
PURVIS CHARLES M AIA	Fort Rucker	140					
RELIEF PHARMACISTS	Fort Rucker	32					
REMECH INC	Fort Rucker	432					
ROBERTSON & PENN INC	Fort Rucker	639					
ROBINSON PAINT & SANDBLASTING	Fort Rucker	44					
S & S CONSTRUCTION INC	Fort Rucker	92					
SCARBOROUGH & ASSOCIATES INC	Fort Rucker	151					

1,177

PRIME CONTRACT AWARDS BY STATE, COUNTY, CONTRACTOR, AND PLACE
 FISCAL YEAR 1988 (OCT - SEP)
 Alabama

COUNTY NAME/ CONTRACTOR NAME	LOCATION NAME	DOD TOTAL	ARMY	NAVY	AIR FORCE	DLA	OCE	ODA
Coffee								
SESSIONS COMPANY INC	Enterprise	903						
SIKORSKY SUPPORT SERVICES INC	Fort Rucker	93,758	93,758					
SINGER COMPANY THE	Fort Rucker	1,723	1,723					
SMITH DONALD COMPANY INC	Fort Rucker	38	38					
SMITHS INC OF DOTHAN	Fort Rucker	57	57					
SOUTHEAST ALABAMA GAS DST INC	Fort Rucker	2,062	2,062					
SPORTS OFFICIAL UNLIMITED	Fort Rucker	32	32					
STAR HOUSEKEEPING INC	Fort Rucker	162	162					
STERLING MEDICAL ASSOCIATES	Fort Rucker	526	526					
SUN MICROSYSTEMS INC	Fort Rucker	113	113					
TEKTRONIX INC	Fort Rucker	31	31					
TELOS CORPORATION	Fort Rucker	65	65					
UNIVERSAL ROOFING INC	Fort Rucker	225	225					
UTILITY MARKETING & DEV	Fort Rucker	63	63					
VEDA INCORPORATED	Fort Rucker	112	112					
WACO EQUIPMENT CO	Fort Rucker	27	27					
WHITESELL-GREEN INC	Fort Rucker	522	522					
WILLIAMS BURT CONSTR RMDLG CO	Fort Rucker	127	127					
WOODROW DECORATORS	Fort Rucker	104	104					
XEROX CORPORATION	Fort Rucker	55	55					
TOTAL - Coffee		158,055	150,132	1,856	2,536	2,312		1,219
Colbert								
ALABAMA EASTER SEA SOCIETY	Muscle Shoals	134	134					
ROBBINS TIRE & RUBBER COMPANY	Tuscumbia	308	308					
SHOALS AMERICAN INDUSTRIES INC	Muscle Shoals	12,007	12,007					
SMITH OIL CO INC	Norala	282				282		
STERLING TIRE & RUBBER CO INC	Muscle Shoals	126	126					
TENNESSEE VALLEY AUTHORITY	Muscle Shoals	97	97					
TOOL MASTERS INC	Tuscumbia	242	242					
TOTAL - Colbert		13,002	12,720			282		
Coosa								
DAVIDSON INDUSTRIES INC	Goodwater	51						
STERLING LUMBER & SUPPLY CO	Goodwater	237	204					
TOTAL - Coosa		288	204					
Covington								
LAI PROPERTIES INC	Fairfield	29			29			
TOTAL - Covington		29			29			
Crenshaw								
VANDERBILT SHIRT COMPANY INC	Brantley	371						
TOTAL - Crenshaw		371						
Cullman								
LANSON INDUSTRIES INC	Cullman	8,481	2,843		5,638			
TOTAL - Cullman		8,481	2,843		5,638			

PRIME CONTRACT AWARDS BY STATE, COUNTY, CONTRACTOR, AND PLACE
FISCAL YEAR 1988 (OCT - SEP)
Alabama

COUNTY NAME/ CONTRACTOR NAME	LOCATION NAME	DOD TOTAL	ARMY	NAVY	AIR FORCE	DLA	OCE	ODA
Dale								
COLONIAL BAKING CO OF ALABAMA	Dothan	80		80				
COPY PRODUCTS INC	Dothan	27		27				
FLIGHTSAFETY INTERNATIONAL	Daleville	7,687	7,160		527			
HAYES INTERNATIONAL CORP	Dothan	5,652		5,652				
TRIPLE J ATHLETICS INC	Dothan	157		157				
TRW INC	Dothan	922	372			550		
UNIVERSAL ENERGY SYSTEMS INC	Daleville	50	50					
VLECK B JON CLOCKMAKERS INC	Ozark	481	481					
TOTAL - Dale		15,056	8,063	5,916	527	550		
Dallas								
AMERICAN APPAREL INC	Selma	34,199				34,199		
BEECH AEROSPACE SERVICES INC	Selma	56	56					
COASTAL INDUSTRIES INC	Selma	11,045				11,045		
DALLAS UNIFORM CORPORATION	Selma	131				131		
HAMMERMILL PAPER COMPANY	Selma	83	83					
TOTAL - Dallas		45,514	139			45,375		
De Kalb								
HAMMERMILL PAPER COMPANY	Riverdale	40	40					
TOTAL - De Kalb		40	40					
Elmore								
MOUNT VERNON MILLS INC	Tallassee	838						838
TOTAL - Elmore		838						838
Escambia								
HELENA CHEMICAL CO	Atmore	101					101	
TOTAL - Escambia		101					101	
Etowah								
ASSOCIATED TOOL CO INC	Gadsden	197	119					
BAILLEY FENCE & FLOOR COVERING	Gadsden Municipal Ai	61	61					
DIXIE TOOL & DIE COMPANY INC	Gadsden	762	762					
DOURON INCORPORATED	Gadsden	48		48				
ECOLOGY & ENVIRONMENT INC	Gadsden	73					73	
EDISON INTL INC	Boaz	188					188	
EMCO INC	Gadsden	32,374	32,374					
EUR-PAC CORP	Boaz	73						
GOLD KIST INC	Boaz	710						710
GOODYEAR TIRE & RUBBER CO THE	Gadsden	668		445				
PARK-OHIO INDUSTRIES INC	Boaz	116						
STEPHENSON DIVERSIFIED ELEC	Gadsden	65						65
VULCAN CONTRACTING CO INC	Gadsden	62						62
WEAVER DIVERSIFIED MACHINING	Gadsden Municipal Ai	30						30
TOTAL - Etowah		35,427	34,146	493	78	710		710

PRIME CONTRACT AWARDS BY STATE, COUNTY, CONTRACTOR, AND PLACE
 FISCAL YEAR 1988 (OCT - SEP)
 Alabama

COUNTY NAME/ CONTRACTOR NAME	LOCATION NAME	DOD TOTAL	ARMY	NAVY	AIR FORCE	DLA	OCE	ODA	(DOLLARS IN THOUSANDS)	
Fayette HPI INC QUALITY TOOLING INC TOTAL - Fayette	Fayette Fayette	560 2,921 3,481	2,921 2,921			560 560				
Franklin G & G STEEL INC NORTHWEST STMP FAB AL TOTAL - Franklin	Russellville Russellville	86 117 203	117 117				86 86			
Geneva OUTDOOR ALUMINUM TOTAL - Geneva	Geneva	161 161		62 62		99 99				
Hale LIVINGSTON SPECIALTIES SUPPCT TERMINAL SERVICES INC TOTAL - Hale	Greensboro Moundville	34 340 374				340 340	34 34			
Houston DAIRY FRESH CORPORATION GENERAL ELECTRIC COMPANY INTERNATIONAL ELECTRIC INC JACO ELECTRONICS INC TOTAL - Houston	Cowarts Dothan Dothan Dothan	887 35 102 25 1,049	30 857 35			25 25	102 102			
Jackson HUSMER MACHINE & ENGINEERING SWAIM MACHINE CO INC TOTAL - Jackson	Scottsboro Woodville	94- 32 62-	94- 32 62-							
Jefferson ADCO SYSTEMS INCORPORATED ALTEC INDUSTRIES INC AMEREX CORPORATION BATTELLE MEMORIAL INSTITUTE BIG JOE MANUFACTURING CO INC BIRMINGHAM POWERTRAIN & HYDRO BORDEN INC C M S RESEARCH CORPORATION CONDOR PACIFIC INDUSTRIES INC CRAWFORD INC D E B CORPORATION THE E D P FUTURETECH INC GOLD KIST INC HARDIE-TYNES MANUFACTURING CO	Birmingham Birmingham Trussville Birmingham Birmingham Birmingham Birmingham Birmingham Birmingham Birmingham Birmingham Trussville Birmingham Birmingham Birmingham Birmingham Birmingham Birmingham Birmingham Birmingham Birmingham	350 4,819 295 96 27 66 138 874 33 68 74 184 27 29 898 112	350 4,819 96	63	92 66 68 184 27 29	140 138				27
				24-		898 136				

PRIME CONTRACT AWARDS BY STATE, COUNTY, CONTRACTOR, AND PLACE
FISCAL YEAR 1988 (OCT - SEP)
Alabama

COUNTY NAME/ CONTRACTOR NAME		LOCATION NAME	DOD TOTAL	ARMY	NAVY	AIR FORCE	DLA	OCE	ODA
(DOLLARS IN THOUSANDS)									
Jefferson	HAYES INTERNATIONAL CORP	Birmingham	22,668			22,668			
	HAYES INTERNATIONAL CORP	Leeds	4,081	247		3,834			
	INTERIOR ELEMENTS INC	Birmingham	95			95			
	KENT CORPORATION	Birmingham	57	57					
	KNIGHTS ENERGY MGT SERVICE	Birmingham	50	50					
	LEAR SIEGLER INC	Birmingham	99-			99-			
	MAYFIELD MANUFACTURING CO INC	Birmingham	110		66	34	44		
	MC DONALD DRAPERIES INC	Birmingham	34						
	MELTRONICS INC	Birmingham	330	330					
	MOORE-HANDLEY INC	Leeds	29			29			
	PECK EQUIPMENT CO VIRGINIA	Birmingham	35				35		
	PETROLEUM TANK SERVICE INC	Birmingham	100	100					
	PITNEY BOWES INC	Birmingham	175			175			
	PRECISION MACHINING INC	Trussville	419	419					
	QUALITY LUMBER CO	Birmingham	29				29		
	REALITY INVESTMENT	Bessemer	143	143					
	REX-TEX EQUIPMENT CORP	Birmingham	55				55		
	ROBINSON INC. GEN CONTRACTORS	Birmingham	29	29					
	SCAN-TRON	Birmingham	28			68			53
	SELOX INC	Birmingham	68			445			
	SNAP-ON TOOLS CORPORATION	Bessemer	445		65				
	SOUTH CENTL BELL TELE COMPANY	Birmingham	65						
	SOUTHERN BIOTECHNOLOGY ASSOC	Birmingham	53						
	SOUTHERN RESEARCH INSTITUTE	Birmingham	293	293					
	SOUTHERN RESEARCH TECHNOLOGY	Birmingham	654	361		1,117			348
	SPACESAVER CORP	Birmingham	7,181	5,338					
	STANLEY-VIDMAR INC	Birmingham	168	168					
	STEWARD MACHINE CO INC (DEL)	Birmingham	335	335					
	T C B STEEL CO INC	Birmingham	46	46					
	UNITED REFRIGERATED SERVICES	Birmingham	57				27-	57	
	UNIVERSITY OF ALABAMA	Birmingham	27-				644		
	UTILITY MARKETING & DEV	Birmingham	644						
	WINK INCORPORATED	Birmingham	884	501	245	138			
	WRIGHT LINE INC	Birmingham	31	31					
	TOTAL - Jefferson	Birmingham	441	441					
		Birmingham	122	122					
		Birmingham	47,597	14,160	1,816	28,970	2,092	131	428
Lamar	ADM INTERNATIONAL INC	Vernon	205			205			
	AMERICAN DRAPERIES INC	Vernon	29			29			
	GOVERNMENT CONTRACT SALES INC	Vernon	130	130					
	TOTAL - Lamar	Vernon	364	130		234			
Lauderdale	ABHE & SVOBODA INC	Florence	4,100					4,100	
	BURGOS, FRED CONSTRUCTION CO	Rogersville	269					269	
	CARTER, SAM T OIL COMPANY INC	Florence	44				44		
	INTERNATIONAL ELECTRIC INC	Florence	800					800	

PRIME CONTRACT AWARDS BY STATE, COUNTY, CONTRACTOR, AND PLACE
 FISCAL YEAR 1988 (OCT - SEP)
 Alabama

COUNTY NAME/ CONTRACTOR NAME	LOCATION NAME	DOD TOTAL	ARMY	NAVY	(DOLLARS IN THOUSANDS)			ODA
					AIR FORCE	DLA	OCE	
Lauderdale								
METRO PAINTING COMPANY INC	Rogersville	161					161	
TENNESSEE VALLEY AUTHORITY	Florence	835					835	
TENNESSEE VALLEY AUTHORITY	Rogersville	40-					40-	
WEBSTER PIPING & SUPPLY INC	Florence	156						
TOTAL - Lauderdale		6,325		125	31	44	6,125	
Lee								
AMPEX CORPORATION	Opelika	5,967	829	29	263	5,545		130
AUBURN UNIVERSITY	Auburn	5,582	2,587		228			1,938
CAGLE & SPENCE CONSTR CO	Opelika	2,109	260					
UNIROYAL-GOODRICH TIRE COMPANY	Opelika	260	3,198		491	5,545		2,068
TOTAL - Lee		13,918		2,616				
Limestone								
HORIZON SPORTSWEAR INC	Elkmont	245				245		
PBR ELECTRONICS INC	Athens	3,608	3,543			65		
TOTAL - Limestone		3,853				310		
Macon								
MECO BUILDERS INC	Tuskegee	604					604	
TUSKEGEE UNIVERSITY	Tuskegee	806	299	446	61	57		
UNITED OIL CORPORATION	Tuskegee	57	127		124		35	
UNIVERSITY OF ALABAMA	Tuskegee	286	426	446	185	57	639	
TOTAL - Macon		1,753						
Madison								
A & A ELECTRONIC DATA	Madison	72	72					
AT & T INFORMATION SYSTEMS	Redstone Arsenal	3,944	3,944					
AC INC	Huntsville	211	211					
ACT II MGT CONSULTANT TRINEE	Huntsville	33					33	
ADVANCED TECHNOLOGY INC	Huntsville	51	51					
ALABAMA CRYOGENIC ENGINEERING	Huntsville	320		270				50
AMERICAN TELE & TELG COMPANY	Redstone Arsenal	1,466	1,466					
ANCO MACHINE CO	Huntsville	171						
ANDERS BOILER & WELDING	Huntsville	36	36			38		
ANDROMEDA CORP	Huntsville	50	50					
APPLIED RESEARCH INC	Huntsville	15,203	10,888					
APTECH ENGINEERING SERVICES	Huntsville	94	94					
APTECH ENGINEERING SERVICES	Redstone Arsenal	200	200					
ASHBURN & GRAY INC	Redstone Arsenal	149	149					
ASKWES INC	Huntsville	35	35					
ASSOCIATED ENGINEERING SVS	Redstone Arsenal	190	190					
ATHENA ENGINEERING CO	Huntsville	190	190					
AUTOMATED SCIENCES GROUP INC	Huntsville	4,834	4,834					
AXION CORPORATION	Huntsville	19	19					
B R S CONTRACTING CO INC	Huntsville	131					131	
BAAS CORPORATION	Huntsville	584	584					

PRIME CONTRACT AWARDS BY STATE, COUNTY, CONTRACTOR, AND PLACE
 FISCAL YEAR 1988 (OCT - SEP)
 Alabama

(DOLLARS IN THOUSANDS)

COUNTY NAME/ CONTRACTOR NAME	LOCATION NAME	DOD TOTAL	ARMY	NAVY	AIR FORCE	DLA	OCE	ODA
Madison								
BANNER MACHINE COMPANY	Huntsville	165	83	82				
BATTELLE MEMORIAL INSTITUTE	Huntsville	144	144					
BDM CORPORATION	Huntsville	2,955	2,955					
BECKMAN CONSTRUCTION COMPANY	Redstone Arsenal	105	75		75			
BELL & HOWELL COMPANY	Huntsville	150	75		105			
BEOULF CONNECTOR & CABLE SV	Huntsville	65	65		65			
BLUE GRASS ENTERPRISES INC	Redstone Arsenal	30	30					
BLUE GRASS ENTERPRISES INC	Redstone Arsenal	121,050	45,870	45-	75,225			
BOC INC	Huntsville	1,118	1,118		1,118			
BOEING COMPANY THE	Huntsville Arsenal	1,100	1,100					
BOEING COMPANY THE	Huntsville	1,977	1,977					
BOOZ ALLEN & HAMILTON INC	Redstone Arsenal	135	135					
BRYSON CONSTRUCTORS	Redstone Arsenal	226	226					
C & N CONTRACTORS	Redstone Arsenal	6,395	6,395					
CADDELL CONSTRUCTION COMPANY	Huntsville	86	86					
CAMPBELL ENGINEERING INC	Redstone Arsenal	160	160					
CAPCO MECHANICAL INC	Redstone Arsenal	14,713	14,713					
CAPITOL CITY HOME MAINTENANCE	Huntsville	148	148					
CAS INC	Redstone Arsenal	282	282					
CHALLENGE CONSTRUCTION CO INC	Huntsville Arsenal	342	342					
CHEMICAL WASTE MANAGEMENT	Huntsville	52,082	51,896		186	282		
CHICAGO FLAG & DECORATING CO	Huntsville	137	137			342		
CHRYSLER CORPORATION	Redstone Arsenal	29	29					
CLASSEN GOVERNMENT SERVICES	Huntsville	36	36					
CLASSIFIED	Redstone Arsenal	1,915	1,915					
CMP INC	Huntsville	5,135	5,135					
COCKERHAM JOHN M & ASSOCIATES	Huntsville	56,400	56,400					
COLEMAN RESEARCH CORPORATION	Huntsville	105	105					
COLSA INC	Redstone Arsenal	400	400					
COMPUTER ENGRG & MAINT CO	Madison	20,780	17,593	2,912	400			
COMPUTER SCIENCES INNOVATIONS	Huntsville	56	56					
COMPUTER SCIENCES CORPORATION	Redstone Arsenal	105	105					
COMPUTER SITE SUPPORT INC	Huntsville Arsenal	171	171					
CONCURRENT COMPUTER CORP	Redstone Arsenal	9,329	9,156	147	26			
CONNELL BELL & ELLIS INC	Huntsville	2,180	2,180					
CONSOLIDATED INDUSTRIES INC	Huntsville	90	90					
CONTROL DATA CORPORATION	Redstone Arsenal	157	157					
CONTROL LINE INC	Redstone Arsenal	2,464	2,464					
CORBETT TECHNOLOGY COMPANY INC	Huntsville	507	507					
CORRUGATED ERECTION CO	Redstone Arsenal	98	98					
COWIN EQUIPMENT COMPANY INC	Huntsville	164	164					
COYNE CYLINDER CO	Huntsville	82	82					
CPT CORPORATION	Redstone Arsenal	1,443	1,443			164		
D P ASSOCIATES INC	Redstone Arsenal	28	28					
DATA ACCESS SYSTEMS INC	Redstone Arsenal	41	41					
DATA MONITOR SYSTEMS INC	Huntsville	41	41					

PRIME CONTRACT AWARDS BY STATE, COUNTY, CONTRACTOR, AND PLACE
 FISCAL YEAR 1988 (OCT - SEP)
 Alabama

COUNTY NAME/ CONTRACTOR NAME	LOCATION NAME	DOD TOTAL	ARMY	NAVY	AIR FORCE	DLA	OCE	ODA
Madison					198			
DATATAPE INCORPORATED	Huntsville	198						
DATATAPE INCORPORATED	Redstone Arsenal	52						
DATUM INC C/O LEE ASSOCIATES	Huntsville	32						
DELTA RESEARCH INC	Huntsville	3,572	3,572					
DENNISON ENVIRONMENTAL INC	Redstone Arsenal	206	206					
DIGITAL EQUIPMENT CORP	Huntsville	110	110					
DIGITAL EQUIPMENT CORPORATION	Huntsville	731	731					
DIGITAL EQUIPMENT CORPORATION	Redstone Arsenal	32	32					
DYNAMIC SCIENCE INC	Redstone Arsenal	4,542	4,542					
DYNAMICS INC	Huntsville	10,956	8,601					
E B K ENTERPRISES INC	Redstone Arsenal	318	318					
E C CORPORATION	Huntsville	3,135	3,135					
EASTMAN KODAK CO	Redstone Arsenal	158	158					
ELECTRIC INSULATION SALES	Redstone Arsenal	34		34				
ELECTRO-MAGNETIC APPLICATION	Huntsville	2,400	2,400					
ELECTRONIC ASSOCIATES INC	Huntsville	800	300					
ELECTRONIC OFFICE EQUIPMENT	Redstone Arsenal	103	103					
ELECTRONIC WARFARE ASSOCIATES	Huntsville	9,209	9,209					
ENGINEERED MAINTENANCE SV	Redstone Arsenal	1,712	1,712					
ENGINEERING & ECONOMICS RES	Huntsville	8,258	8,258					
ENVIRONMENTAL MANAGEMENT INC	Redstone Arsenal	76	76					
ESSEX CORPORATION	Huntsville	1,064		1,064				
FINALCO INCORPORATED	Redstone Arsenal	233	233					
FORKLIFTS INC	Huntsville	39	39					
FORTNER MACHINE SHOP INC	Brownsboro	183	183					
GASSEN CONSTR & GLASS CO, INC	Redstone Arsenal	317	317					
GENERAL DIGITAL INDUSTRIES INC	Huntsville	665		665				
GENERAL ELECTRIC COMPANY	Huntsville	53,672	2,600	51,069				
GENERAL PRODUCTS INC	Brownsboro	74	74					
GENERAL RESEARCH CORPORATION	Huntsville	40-		40-				
GENERAL SVCS ADMINISTRATION	Huntsville	10,574	10,574					
GILLIES AND BURKETT INC	Huntsville	1,835	337					
GLASS COAT SYSTEMS INC	Redstone Arsenal	29	29					
GOODNER CONSTRUCTION CO INC	Redstone Arsenal	121	121					
GRASON-STADLER INC	Redstone Arsenal	1,056	1,056					
GRAY TECHNOLOGY	Hoover	36						
GULF COAST ENGINEERING INC	Huntsville	53	53					
HANDAR INC	Redstone Arsenal	29	29					
HANES CONSTRUCTION COMPANY	Huntsville	80						
HARBERT INTERNATIONAL INC	Redstone Arsenal	53	53					
HART-FREELAND ROBERTS, INC	Redstone Arsenal	19,096	19,096					
HAYES SEAY MATTERN & MATTERN	Redstone Arsenal	35	35					
HEWLETT-PACKARD COMPANY	Redstone Arsenal	174	174					
HILTON SYSTEMS INC	Huntsville	1,352	1,352					
HOLMES & NARVR MORRISON KNUDSEN	Huntsville	4,017	4,017					
HONEYWELL INC	Redstone Arsenal	56,900	56,900					

PRIME CONTRACT AWARDS BY STATE, COUNTY, CONTRACTOR, AND PLACE
FISCAL YEAR 1988 (OCT - SEP)
Alabama

COUNTY NAME/ CONTRACTOR NAME	LOCATION NAME	DOD TOTAL	ARMY	NAVY	AIR FORCE	DLA	OCE	ODA
Madison								
HUGHES ELECTRIC INC	Redstone Arsenal	213	213					
HUMBOLDT MACHINE SHOP	Huntsville	28	28					
HUNTSVILLE FORD TRACTOR SALES	Huntsville	29	29					
HUNTSVILLE RHBLITION FOUNDATION	Huntsville	1,016	291			725		
ICN BIOMEDICALS, INC	Huntsville	38			38			
1-ARD MANUFACTURING CO	Meridianville	658-	782-			124		
INDEPENDENT SYSTEMS CORP	Huntsville	515	515					
INSCOM ELECTRONICS CORP	Huntsville	135	135					
INTERGRAPH CORPORATION	Huntsville	16,366	2,278	666	7,308		5,968	146
INTERNATIONAL BUS MCHS CORP	Huntsville	92	92					
INTERNATIONAL ELECTRIC INC	Huntsville	75	75					
ITEC INC	Huntsville	26	26					
ITT COURIER TERMINAL SYSTEMS	Redstone Arsenal	49	49					
ITT SYSTEMS INC	Redstone Arsenal	30	30					
JOHN L. MCDANIEL ENTERPRISES, IN	Madison	150	150					
JONES HERRIN ARCH INTR DESIGN	Redstone Arsenal	106	106					
KAMAN SCIENCES CORPORATION	Huntsville	505	505					
KBM ENTERPRISES INC	Huntsville	759	759					
KENTRON INTERNATIONAL	Huntsville	3,881-	3,881-					
KUDZU PRODUCTIONS INC	Huntsville	26	26					
LEE PRECISION MACHINE	Huntsville	27	27					
LEE PRECISION MACHINE	Madison	1,690	476	1,163	26	25		
LEES HALEY INC	Redstone Arsenal	37	37					
LOCKHEED MISSILES & SPACE CO	Huntsville	3,078	1,499		1,579			
LOWE ENGINEERS INC	Huntsville	273	273					
LSI INC	Huntsville	2,071	2,071					
MACHINE CRAFT INC	Huntsville	547	547					
MALCOLM THOMAS INDUSTRIES INC	Huntsville	273	219		54			
MARBLE W M INC	Redstone Arsenal	29	29					
MARTIN MARIETTA CORPORATION	Huntsville	32-	32-					
MASON & HANGER ENGINEERING INC	Huntsville	419	419					
MC DONNELL DOUGLAS CORPORATION	Huntsville	807	807					
MCDONALD BROS CONSTR INC	Redstone Arsenal	96	96					
MCQUINN&EASTEP CONSTR CO., INC	Redstone Arsenal	84	84					
MECHANICAL SYSTEMS CORPORATION	Redstone Arsenal	201	201					
METALGESELLSCHAFT CORP	Redstone Arsenal	615	615			615		
MINNESOTA MIN & MFG COMPANY	Huntsville	110	110		110			
MONROE BUSINESS EQUIPMENT CO	Huntsville	645	645					
MORGAN RESEARCH CORPORATION	Madison	50	50					
MORTON THIOKOL INC	Huntsville	26,644	2,397	23,918	329			
MTA INC	Huntsville	834	697		137			
NATIONAL AERONAUTICS SPC ADMIN	Huntsville	5,230	2,529		5,230			
NATIVE AMERICAN SERVICE ASSN	Huntsville	2,529	2,529					
NEW TECHNOLOGY INC	Huntsville	8,301	8,301					
NEWARK WIRE CLOTH CO	Huntsville	47	47					
NICHOLS RESEARCH CORPORATION	Huntsville	30,992	24,390	98	5,205			1,299
NORTH AMERICAN MECHANICAL SVCS	Redstone Arsenal	238	238					

COUNTY NAME/ CONTRACTOR NAME		LOCATION NAME	DOD TOTAL	ARMY	NAVY	AIR FORCE	DLA	OCE	ODA
(DOLLARS IN THOUSANDS)									
Madison	NUMBER INC	Huntsville	179	179					
	OFFICE MASTER INC	Huntsville	74	74					
	OMAN CORPORATION	Huntsville	55			55			
	PATEL ENTERPRISES INCORPORATED	Huntsville	2,779	2,779	82				
	PENTASTAR ELECTRONICS INC	Huntsville	82						
	PHENIX MICROSYSTEMS INC	Huntsville	49	100		49			
	PHYSICAL RESEARCH INC	Huntsville	384	284		70			
	PHYSICON INC	Huntsville	335		335	50			50
	PIONEER ENTERPRISES, INC	Huntsville	277	277					
	PIONEER ENTERPRISES, INC	Redstone Arsenal	151			151			
	PLANNING RESEARCH CORPORATION	Huntsville	72						
	PPG INDUSTRIES INC	Huntsville	9,000	935		5,069	2,423		
	PRECISION SPECIALTY CORP	Huntsville	365	42-			239		
	PREFERRED METALS	Huntsville	35-	35-					
	PRINTED CIRCUIT INDUSTRIES	Huntsville	31	31					
	PROCTOR-DAVIS-RAY CONSLTG ENG	Redstone Arsenal	217	217					
	QUALITY CONTROL ELECTRONICS	Meridianville	136-	136-					
	QUILLIN & ASSOCIATES INC	Huntsville	4			4			
	R & D ELECTRONIC	Brownsboro	77	77					
	R & D ELECTRONIC	Huntsville	227-	227-					
	R G NAYMAN CO	Redstone Arsenal	73	73					
	REEDS OFFC SPLY QUIP INC	Huntsville	43	43					
	REMECH INC	Huntsville	145	50		95			
	REXHAM AEROSPACE&DEF GP, INC	Huntsville	922	922					
	REXHAM CORPORATION	Huntsville	1,199	1,199					
	RIDGE INC	Huntsville	143	143					
	RIDGE INSTRUMENT CO INC	Huntsville	2,851	2,664	135				
	ROBINSON, D G CORP	Huntsville	991			991			
	ROCKWELL INTERNATIONAL CORP	Huntsville	150	150					
	ROHM AND HAAS COMPANY	Huntsville	49				49		
	ROSS-MARKHAM INC	Redstone Arsenal	169	169					
	SANDERS ASSOCIATES INC	Redstone Arsenal	295	295					
	SCHILLER INDUSTRIES INC	Huntsville	359		359				
	SCHWARZE INDUSTRIES INC	Huntsville	1,307	128			1,179		
	SCI SYSTEMS INC	Huntsville	15,008		7,373	7,635	33		
	SCI TECHNOLOGY, INC	Huntsville	3,669		2,664	972			
	SCIENCE & TECHNOLOGY INC	Huntsville	2,397	2,397					
	SCIENCE & TECHNOLOGY INC	Redstone Arsenal	617	617					
	SCIENCE APPLICATIONS INTL CORP	Huntsville	7,021	6,015	44				
	SELECT ENVIRONMENTAL SERVICES	Redstone Arsenal	135-	279					
	SELLERS OIL COMPANY INC	Redstone Arsenal	445	445					
	SELMAN BUILDERS INC	Redstone Arsenal	552	552					
	SEMCO INC	Huntsville	50			50			
	SEMCO INC	Huntsville	198	198					
	SEMTEC INC	Madison	515	515					
	SHELBY CONTRACTING CO INC	Redstone Arsenal							

PRIME CONTRACT AWARDS BY STATE, COUNTY, CONTRACTOR, AND PLACE
FISCAL YEAR 1988 (OCT - SEP)
Alabama

COUNTY NAME/ CONTRACTOR NAME	LOCATION NAME	DDO TOTAL	ARMY	NAVY	AIR FORCE	DLA	OCE	ODA
Madison								
SHERMAN E ROBERTS & ASSOOC.	Redstone Arsenal	66						
SIGNATECH INC	Huntsville	46	66					
SILICON GRAPHICS INC	Huntsville	100	46					
SIMULATION TECHNOLOGIES, INC	Huntsville	998	100					
SOUTH CENTL BELL TELEF COMPANY	Redstone Arsenal	4,466	4,466					
SOUTHERLAND CONSTRUCTION	Redstone Arsenal	144	144					
SPACECO ELECTRIC CO INC	Redstone Arsenal	120	120					
SPARTA INC	Huntsville	6,890	6,890					
SPECIAL PROJECTS INC	Huntsville	1,395	1,395					
SPERRY CORPORATION	Huntsville	101		101				
SPERRY CORPORATION	Redstone Arsenal	590	590					
SRS TECHNOLOGIES	Huntsville	9,651	9,421	230				
STERLING MEDICAL ASSOCIATES	Redstone Arsenal	162	162					
SUN MICROSYSTEMS INC	Huntsville	30		30				
SYSTEM DEVELOPMENT CORPORATION	Huntsville	3,754	3,754					
SYSTEM DYNAMICS INC	Huntsville	2,821	2,821					
T A I CORPORATION	Huntsville	49	49					
TECHNICAL MICRONICS CONTROL	Huntsville	1,780	1,780					
TECHNOLOGY DEVELOPMENT CORP	Huntsville	2,030	2,030					
TEKTRONIX INC	Huntsville	291	291					
TELEDYNE INC	Huntsville	161						161
TELEDYNE BROWN ENGINEERING	Huntsville	161						161
TELEDYNE INC	Huntsville	148,630	122,353	21,776				4,501
TEMPO-BEKKEN ASSOCIATES	Redstone Arsenal	96	96					
TENNESSEE VALLEY AUTHORITY	Redstone Arsenal	12,324	12,324					
TENNESSEE VALLEY SERVICE CO	Redstone Arsenal	181	181					
TENNESSEE VALLEY SERVICE CO	Redstone Arsenal	395		395				
THE UNIVERSITY OF ALABAMA	Huntsville	34	34					
THOMPSON TRACTOR CO INC	Redstone Arsenal	30	30					
TIME DOMAIN SYSTEMS, INC	Huntsville	52	52					
TIMERLAND SERVICES INC	Redstone Arsenal	67	67					
TRIAD MICROSYSTEMS INC	Huntsville	67	67					
TRW INC	Huntsville	23,017	23,017					
U S B I CO	Huntsville	3,730		130				3,600
UNIFORMX INC	Redstone Arsenal	100	100					
UNISYS CORPORATION	Huntsville	16,435	14,832	1,603				
UNISYS CORPORATION	Huntsville	814	814					
UNITED INTERNATIONAL ENGRG	Redstone Arsenal	475	475					
UNITED PLATING INC	Meridianville	538	538					
UNITED SPACE BOOSTERS INC	Huntsville	218	118	100				
UNIVERSAL DATA SYSTEMS (DEL)	Huntsville	256	256					
UNIVERSITY OF ALABAMA	Huntsville	4,926	4,160	405				114
UNIVERSITY OF ILLINOIS	Normal	100	100					
UNLIMITED SYSTEMS	Huntsville	343-	343-					247
VINSANT PAINTING & DECORATING	Huntsville	37	37					
WALLACE R P INC	Redstone Arsenal	35	35					
WESTERN GRAPHTEC, INC	Redstone Arsenal	37						37
WILDWOOD ELECTRONICS INC	Huntsville	1,023	1,023					
WYLE LABORATORIES	Madison	1,179						
	Redstone Arsenal							

PRIME CONTRACT AWARDS BY STATE, COUNTY, CONTRACTOR, AND PLACE
 FISCAL YEAR 1988 (OCT - SEP)
 Alabama

COUNTY NAME/ CONTRACTOR NAME	LOCATION NAME	DOD TOTAL	ARMY	NAVY	AIR FORCE	DLA	OCE	ODA
Madison								
XEROX CORPORATION	Huntsville	86					86	
XEROX CORPORATION	Redstone Arsenal	798	59					
ZAROCO INC	Redstone Arsenal	936,333	671,976	118,819	123,568	6,937	7,963	7,070
TOTAL - Madison								
Marengo								
BULLARD & WILLIAMS INC	Demopolis	540					540	
GLOBAL CONSTRUCTION COMPANY	Demopolis	207					207	
JOHNSON MACHINE WORKS INC	Demopolis	78					78	
LIVINGSTON SPECIALTIES	Demopolis	68					68	
ROCKY RIDGE CONTRACTORS INC	Demopolis	253					253	
SEALS LANDSCAPING	Demopolis	77					77	
TOTAL - Marengo		1,223					1,223	
Marion								
DAVIDSON INDUSTRIES INC	Hamilton	48				48		
GLOBAL COMMERCE CORPORATION	Winfield	84				84		
JAY AUTOMOTIVE SPECIALTIES	Hamilton	116	116					
MINNESOTA MIN & MFG COMPANY	Guin	106				106		
NTN-BOWER CORPORATION	Hamilton	161				161		
TOTAL - Marion		515	116			399		
Marshall								
AQUASERVICES (INC) NOT A CORP	Guntersville	56					56	
B-K MANUFACTURING CO INC	Arab	806	806					
C & W MACHINE & TOOL	Guntersville	71					71	
GLOVER OIL CO INC	Guntersville	27				27		
GREAT LAKES INDUS KNIFE CO	Grant	53				53		
GREEN & GREEN CONS GRENAD	Guntersville	50					50	
JAYS FURNITURE REHAB INC	Guntersville	413	314	99				
LIFE-GUARD INC	Guntersville	97	97					
METAL RESEARCH INC	Guntersville	113	113					
MOHAWK EUROPA INC	Guntersville	91	91					
MOHAWK RUBBER COMPANY THE	Guntersville	352	352					
T & W ASSOCIATES INC	Guntersville	176	176					
TENNESSEE VALLEY AUTHORITY	Guntersville	400				80	400	577
TOTAL - Marshall		2,705	1,949	99				
Mobile								
A J & T TECHNOLOGIES INC	Mobile	61					61	
ADSSCO INDUSTRIES INC	Mobile	18,646		18,646				
ADVANCED ENVIRONMENTAL CONS	Mobile	43					43	
AIRGAS INC	Citronelle	196						
B & F BROKERAGE	Mobile	2,787				196		
BALDWIN CONSTRUCTORS INC	Mobile	26-				2,787		26-
DAYMONT ENGINEERING COMPANY	Mobile	132	132					
BEAN DREDDING CORPORATION	Mobile	5,130	5,130					

PRIME CONTRACT AWARDS BY STATE, COUNTY, CONTRACTOR, AND PLACE
 FISCAL YEAR 1988 (OCT - SEP)
 Alabama

COUNTY NAME/ CONTRACTOR NAME		LOCATION NAME	DDO TOTAL	ARMY	NAVY	AIR FORCE	DLA	OCE	ODA
(DOLLARS IN THOUSANDS)									
Mobile	BENDER SHIPBUILDING & REPR CO	Mobile	14,773		14,773	42	570		
	BIBBINS & RICE ELECTRONICS	Mobile	42						
	BIG BAY SEAFOOD INC	Bayou La Batre	570						
	BROOKS ALLEN & ASSOC INC	Mobile	63	34					29
	C & H ENTERPRISE	Mobile	32						32
	CHANCE JOHN E & ASSOCIATES	Mobile	248						248
	CODY, HERVE	Mobile	1,625						1,625
	COMMUNICATIONS ENGRG SV CO	Mobile	43		53-				43
	COMPOSITE SYSTEMS INC	Mobile	52						52
	CONTEL PAGE SYSTEMS INC	Mobile	57						
	CRYSTAL ICE CO	Mobile	324	57	324				
	DAIRY FRESH CORPORATION	Prichard	79						79
	DATA TECH INC	Mobile	52				52		
	DELTA ENTERPRISES INC	Mobile	123						123
	ECONOMY DATA	Mobile	275						275
	EDC/MTI JV	Mobile	39						39
	EISCHEN P CHVRLT-OLDSMBLE CO	Mobile	86		86				86
	ENVIRONMENTAL SAFETY DESIGNS	Mobile	42						42
	EXCEL INDUSTRIES INC	Mobile	101		101				101
	EXECUTIVE COMPUTER MAINT INC	Mobile	97		66				31
	FEDERAL PRISON INDUSTRIES	Mobile	39						39
	FLAD & ASSOCIATES OF FLORIDA	Mobile	966			927			38
	G M J MACHINE SHOP	Wilmer	38						38
	GENERAL ELECTRIC COMPANY	Mobile	263						263
	GENERAL TECHNOLOGY INC	Mobile	30						30
	GEOCONTROL SYSTEMS INC	Mobile	146						146
	GRAY COMMUNICATIONS CONS	Mobile	13,696			146			13,696
	GREAT LAKES INTERNATIONAL INC	Mobile	33						
	GSF PROPERTIES INC	Mobile	107						107
	HARRIS CORPORATION	Mobile	80						
	HARSCO CORPORATION	Theodore	265		80				
	HASTON CONSTRUCTION CO INC	Mobile	235		265				
	HATTNER HORNSBEY BAILEY ASSOC	Mobile	761	235					
	HEERY INTERNATIONAL INC	Mobile	64		761				
	HENSLEY-SCHMIDT INC	Mobile	37	64					37
	HEWLETT-PACKARD COMPANY	Mobile	891						891
	INTERGRAPH CORPORATION	Mobile	298						298
	INTERNATIONAL SHIPBLDGS INC	Mobile	78		78				
	J L S INTERNATIONAL INC	Bayou La Batre	4,465						4,465
	JAMES, I L & COMPANY INC	Mobile	149						
	KIMLEY-HORN & ASSOCIATES INC	Mobile	114						114
	LAWLER & COMPANY OF MISS	Mobile	124						124
	LAWSON TACON CROMARTIE	Mobile	215						
	LOWE ENGINEERS INC	Mobile	85						85
	LUCAS STUBBS PASCULLIS	Mobile	651						651
	M & D CONSTRUCTION CO INC	Mobile	308						308
	MC CRORY & WILLIAMS	Mobile							

PRIME CONTRACT AWARDS BY STATE, COUNTY, CONTRACTOR, AND PLACE
FISCAL YEAR 1988 (OCT - SEP)
Alabama

COUNTY NAME/ CONTRACTOR NAME		LOCATION NAME	DOD TOTAL	ARMY	NAVY	DLA	OCE	ODA
(DOLLARS IN THOUSANDS)								
					ATR FORCE			
Mobile	MEYER VERNON F & ASSOCIATES	Mobile	86				86	
	MIDSTREAM FUEL SERVICE INC	Mobile	752			752		
	MOBILE AIR CENTER INC	Mobile	45			45		
	MOBILE PULLEY & MACHINE WORKS	Mobile	158				158	
	NATIONAL PROJECTS INC	Mobile	26,441		26,441			
	NEEL-SCHAFFER INC	Mobile	239				239	
	PERKIN ELMER CORPORATION	Mobile	89		89			
	PETROLEUM ENERGY PDTS CORP	Mobile	67			67		
	PRO VIDEO SYSTEMS INC	Mobile	29		29			
	PYBURN & ODOM INC	Mobile	387				387	
	QMS INC	Mobile	104		104			
	QUALITY PLUS EQUIPMENT INC	Mobile	28		28			
	RILEY PARK HAYDEN & ASSOCIATES	Mobile	65	65				
	RYAN WALSH STEVEDORING CO	Mobile	300	300				
	SHEFFIELD SURVEY SERVICE	Mobile	111				111	
	SHEPHERD & MC ARTHUR	Mobile	119	119				
	SIMS WARD EGG PRODUCERS	Mobile	249		249			
	SOUTHERN ROCK INC	Mobile	869				869	
	SPRINGHILL COLLEGE	Mobile	48	48				
	SSMC	Mobile	63	63				
	TBG INC	Mobile	29				29	
	TELEDYNE INDUSTRIES INC	Mobile	48,739	32			48,707	
	TESCO INC	Mobile	471		471			
	THOMASVILLE FURNITURE INDS	Mobile	59		59			
	THOMPSON ENGINEERING TESTING	Mobile	403		403			
	THOMPSON TRACTOR CO INC	Mobile	29		29			
	UNION CARBIDE CORPORATION	Theodore	2,304		2,304			
	UNIVERSITY OF SOUTH ALABAMA	Mobile	124		124			
	WALK HAYDEL & ASSOCIATES INC	Mobile	698		698			
	WHEAT ROBERT & ASSOCIATES	Mobile	329				329	
	XEROX CORPORATION	Mobile	179				179	
	ZENITH DATA SYSTEMS CORP	Mobile	117				117	
	TOTAL - Mobile		153,507	6,676	63,601	4,508	26,346	
Monroe	GEORGIA-PACIFIC CORPORATION	Peterman	51					51
	TOTAL - Monroe		51					51
Montgomery	ACKER ELECTRIC CO INC	Montgomery	74				74	
	AIR CONDITIONING ASSOCIATES	Montgomery	54				54	
	ALABAMA GAS CORPORATION	Montgomery	873				873	
	ALABAMA POWER COMPANY	Gunter AFB	196				196	
	ALABAMA POWER COMPANY	Gunter AFB	1,951				1,951	
	ALABAMA POWER COMPANY	Montgomery	182				182	
	ALL GULF CONTRACTORS INC	Montgomery	4,595				4,595	
	TOTAL - Montgomery		40				40	

PRIME CONTRACT AWARDS BY STATE, COUNTY, CONTRACTOR, AND PLACE
 FISCAL YEAR 1988 (OCT - SEP)
 Alabama

COUNTY NAME/ CONTRACTOR NAME	LOCATION NAME	DOD TOTAL	ARMY	NAVY	(DOLLARS IN THOUSANDS)			DLA	OCE	ODA
					AIR FORCE	DLA	OCE			
Montgomery	Gunter AFB	48					215			
AM INTERNATIONAL INC	Montgomery	258			43					
AMERICAN STERILIZER COMPANY	Montgomery	95			95					
APEX INTERNATIONAL MGT SVCS	Gunter AFB	568	568							
AUBURN ELECTRIC INC	Montgomery	207			207					
AUBURN ELECTRIC INC	Gunter AFB	38			38					
AUTOMATIC DETECTION SYSTEM	Montgomery	397			397					
BAMA JANITOR SERVICE COMPANY	Montgomery	163	163							
BARGANIER MC K'S A	Gunter AFB	93	93							
BEAR BROTHERS INC	Montgomery	5,503	5,503							
BEAR BROTHERS INC	Montgomery	59			59					
BORDEN & MC KEAN ARCHITECTS	Montgomery	69			69					
BROWN HUNT ANDERSON ARCHITECTS	Montgomery	99	99							
BROWN STANSELL ARCHITECTS	Gunter AFB	44	44							
BROWN STANSELL ARCHITECTS	Montgomery	752			752					
BURGOS, FRED CONSTRUCTION CO	Montgomery	2,329			2,329					
CACI INTERNATIONAL INC	Gunter AFB	1,613			1,613					
CANTU SERVICES INC	Montgomery	28			28					
CAPITAL REFRIGERATION CO INC	Montgomery	44			44					
CAPITOL FENCE CO	Montgomery	674			674					
CAPITOL FILMWORKS INC	Montgomery	957			924					
CENTRAL CONTRACTING INC	Montgomery	200	33							
CHAMBLESS & ASSOCIATES, PC	Montgomery	658	200							
COLONIAL BAKING CO COLUMBUS	Montgomery	1,886	658							
CONERLY CONSTRUCTION INC	Montgomery	12,688	12,688							
CONNER BROTHERS CNSTR CO	Montgomery	792	792							
CONSTRUCTION CONSULTANTS	Montgomery	1,807	1,807							
COSPER CONSTRUCTION CO	Montgomery	56			56					
CPT CORPORATION	Montgomery	134			134					
CROSBY CONSTRUCTION CO	Montgomery	411			411					
CROTHALL AMERICAN INC	Montgomery	44			44					
CRUM R M CONSTRUCTION CO	Montgomery	27			27					
DATAPOINT CORPORATION	Gunter AFB	152					152			
DEALER TRUCK EQUIPMENT CO INC	Montgomery	89			89					
DIGITAL EQUIPMENT CORPORATION	Gunter AFB	74			74					
DIGITAL EQUIPMENT CORPORATION	Montgomery	64			64					
DIVERSIFIED BUILDERS	Montgomery	175			175					
DUN/CAR HEATING & AC	Gunter AFB	109			109					
EDAW INC	Montgomery	431			431					
ENGINEERING MANAGEMENT SVCS	Montgomery	212			212					
ETC TECHNICAL PROF SRV	Montgomery	48			48					
EXCEL SERVICES INC	Gunter AFB	313			313					
FEDERAL INTEGRATED SVSTMS CORP	Montgomery	41			41					
FEDSERV INDUSTRIES INC	Gunter AFB	31	31							
FLAV-O-RICH INC	Montgomery	340			340					
FORD CONTRACTING CORPORATION	Montgomery	31			31					
GENERAL ELECTRIC COMPANY	Montgomery	317			317					
GEOPHEX LTD	Montgomery	317			317					

313

340

PRIME CONTRACT AWARDS BY STATE, COUNTY, CONTRACTOR, AND PLACE
 FISCAL YEAR 1988 (OCT - SEP)
 Alabama

COUNTY NAME/ CONTRACTOR NAME		LOCATION NAME	DOD TOTAL	ARMY	NAVY	AIR FORCE	DLA	OCE	ODA
Montgomery	GOODWILL INDUSTRIES CENTL ALA	Montgomery	609						
	GREGORY CONSTRUCTORS INC	Gunter AFB	332						
	GUY MARABLE & SON GENERAL CONT	Montgomery	287						
	H S TECHNOLOGY, INC	Montgomery	685						
	HARRIS CORPORATION	Gunter AFB	793						
	HARROVER ROY P & ASSOCIATES	Gunter AFB	145						
	HASTON CONSTRUCTION CO INC	Montgomery	59						
	HATTERMER HORNSBY & ASSOC PC	Montgomery	28						
	HEWLETT-PACKARD COMPANY	Montgomery	33						
	HODGE E W & CO INC	Montgomery	850				850		
	HONEYWELL BULL AG	Gunter AFB	301						
	HONEYWELL BULL AG	Montgomery	471						
	HOPES ASSOCIATES INC	Montgomery	352						
	IBIS CORPORATION	Montgomery	82						
	INTERNATIONAL BUS MCHS CORP	Gunter AFB	50						
	INTERNATIONAL BUS MCHS CORP	Montgomery	328						
	INTERNATIONAL ELECTRIC INC	Montgomery	500						
	JEM DEVELOPMENT CORPORATION	Montgomery	38						
	JIMENEZ INC	Montgomery	61						
	JINRIGHT CONSTRUCTION & LDSCPG	Montgomery	142						
	K & M MAINTENANCE SERVICES	Montgomery	2,341						
	KIDD PLOSSER SPRAGUE ARCHTCTS	Montgomery	45						
	KRAFT INC	Montgomery	53						
	KSD ARCHITECTURAL ASSOCIATES	Montgomery	129						
	LANIER BUSINESS PRODUCTS INC	Montgomery	54						
	LIBERTY CONSTRUCTION CO	Montgomery	114						
	LORD & SON CONSTRUCTION CO	Montgomery	996						
	MANAGEMENT GRAPHICS INC	Montgomery	86						
	MARABLE W M INC	Montgomery	6,436						
	MC CORVEY & ASSOCIATES INC	Gunter AFB	147						
	MCCALL R R & ASC ARCH PC	Montgomery	92						
	MCCORVEY & ASSOCIATES, INC	Montgomery	164						
	MILLER HERMAN INC	Montgomery	45						
	MONGEAU R R ENGINEERS INC	Gunter AFB	96						
	N W F CONTRACTORS INC	Montgomery	89						
	N W F CONTRACTORS INC	Montgomery	51						
	NARROWS BROWN PARSONS & ASSOC	Montgomery	58						
	NEWMC INC	Montgomery	100						
	NORRIS BUILDING CO	Montgomery	996						
	P H & J ARCHITECTS INC	Gunter AFB	67						
	PHILPOTT CONSTR CORP	Montgomery	297						
	PICKER INTERNATIONAL INC	Montgomery	3,734						
	PRESENTATION SOUTH INC	Montgomery	47						
	PROGRAM CONTROL CORPORATION	Montgomery	69						
	PURITAN-BENNETT CORPORATION	Montgomery	175						
	REMEDIES UNLIMITED INC	Montgomery	32						
		Montgomery	284						

PRIME CONTRACT AWARDS BY STATE, COUNTY, CONTRACTOR, AND PLACE
 FISCAL YEAR 1988 (OCT - SEP)
 Alabama

COUNTY NAME/ CONTRACTOR NAME		LOCATION NAME	DOD TOTAL	ARMY	NAVY	AIR FORCE	DLA	OCE	ODA
(DOLLARS IN THOUSANDS)									
Montgomery	SAGE ASSOCIATES GENERAL CONTR	Montgomery	112			112	63		
	SANDLER L M & SONS INC	Montgomery	63						
	SEAY & SEAY ARCH ENG	Gunter AFB	43	43					
	SHERLOCK SMITH & ADAMS INC	Montgomery	51	51					
	SOUND ENGINEERING SERVICE CO	Montgomery	127	127					
	STURMCRAFT CO INC	Montgomery	52			52			
	TECHNIARTS	Montgomery	116			116			
	TECOLOTE RESEARCH INC	Montgomery	60			60			
	TELEDYNE INC	Gunter AFB	441			441			
	TELOS CORPORATION	Montgomery	3,592-			3,592-			
	TIECO INC	Montgomery	31		81	31			
	TILLER BUTNER & ROSA	Montgomery	81						
	TOTAL AUDIO VISUAL SERVICES	Montgomery	62	62					
	TRACOR INC	Montgomery	62						
	TRI SERVICES INC	Montgomery	134			134			
	TUCKER MANUFACTURING COMPANY	Montgomery	29			29			
	WANG LABORATORIES INC	Montgomery	1,485			1,485	1,029		
	WARREN KNIGHT & DAVIS INC	Montgomery	1,144			144			
	WATER WORKS CO	Montgomery	28	28					
	WORD DATA INC	Montgomery	653			653			
	XEROX CORPORATION	Gunter AFB	34			34			
	YOUNG ROBINSON ASSOCIATES INC	Montgomery	218	85		133			
	TOTAL - Montgomery	Gunter AFB	420	37,457	81	27,397	2,309	340	313
			67,897						
Morgan	AIR PRODUCTS AND CHEMICALS	Decatur	309			309			
	ALLIED SIGNAL INC	Decatur	70-		70-				
	ALMAC MFG CO	Hartselle	284				26		
	AUTOMATIC SCREW MCH PDTS CMPNY	Decatur	32	258			32		
	BRAMLETT ELECTRONICS INC	Hartselle	135	135					
	BRYSON CONSTRUCTION COMPANY	Decatur	277					277	
	DAVIDSON INDUSTRIES INC	Decatur	59	59					
	DENHAM MACHINE TOOL	Trinity	4	4					
	DISPOSABLES INC	Decatur	703				703		
	ELECTRO DESIGN MANUFACTURING	Decatur	10,215	10,215					
	METALLOY INDUSTRIES INC	Decatur	68				68		
	MINNESOTA MIN & MFG COMPANY	Decatur	1,592				1,592		
	NATIONAL PACKAGING COMPANY	Decatur	1,989				1,989		
	PRESTOLIIE ELECTRIC INC	Decatur	1,359				556		
	T C ELECTRONICS	Hartselle	43	762		41			
	TRICELIN CORP	Hartselle	160	43			37		
	WOODARD ELECTRIC INC	Hartselle	38	38					
	TOTAL - Morgan		17,197	11,637	70-	350	5,003	277	
			309						
Perry	MARION MILITARY INSTITUTE	Marion	235						
	TOTAL - Perry		235	235					

PRIME CONTRACT AWARDS BY STATE, COUNTY, CONTRACTOR, AND PLACE
 FISCAL YEAR 1988 (OCT - SEP)
 Alabama

COUNTY NAME/ CONTRACTOR NAME	LOCATION NAME	DOD TOTAL	ARMY	NAVY	(DOLLARS IN THOUSANDS)			DLA	OCE	ODA
					ATR	FORCE				
Pickens AQUASERVICES (INC) NOT A CORP SHEFFIELD SURVEY SERVICE TOTAL - Pickens	Aliceville Aliceville	67 282 349							67 282 349	
Pike ANSELL INCORPORATED CHAPMAN OIL COMPANY INC MILTOPE CORPORATION TOTAL - Pike	Troy Troy Troy	801 55 416 1,272	416 416				801 55 856			
Randolph TERRY MANUFACTURING CO TOTAL - Randolph	Roanoke	7,632 7,632					7,632 7,632			
Russell EDMUND & WILLIAMS TOTAL - Russell	Seale	34 34			34 34					
St. Clair ARTESTIAN TRUCK AND TRAILER BLUE GIANT EQUIPMENT CORP OMNI TRAILERS INC TOTAL - St. Clair	Springville Pell City Springville	34 845 111 990			34 845 75 954				36 36	
Shelby ALABAMA DYNAMICS INC AVANTI POLAR LIPIDS TOTAL - Shelby	Calera Pelham	190 70 260			70 70				190 190	
Sumter PRUETT-SHARPE CONSTRUCTION TOTAL - Sumter	Livingston	998 998			998 998					
Talladega ALABAMA STATE OF INDUSTRIES FOR THE BLIND INTERNATIONAL ENTERPRISES INC NATIONAL INDS FOR THE BLIND SUPERIOR MACHINE & SUPPLY CO VELCON FILTERS INC WONG J AND ASSOCIATES INC TOTAL - Talladega	Talladega Talladega Talladega Talladega Talladega Sylacauga Talladega	2,321 61 3,607 125 630 269 26 7,039				61 3,607	2,321			
Tuscaloosa ALMON ASSOCIATES INC B R S CONTRACTING CO INC BAY LAND AVIATION CORPORATION	Tuscaloosa Tuscaloosa Tuscaloosa Municipal	129 30- 42						42	129 30-	

PRIME CONTRACT AWARDS BY STATE, COUNTY, CONTRACTOR, AND PLACE
FISCAL YEAR 1988 (OCT - SEP)
Alabama

COUNTY NAME/ CONTRACTOR NAME	LOCATION NAME	DOD TOTAL	(DOLLARS IN THOUSANDS)					ODA
			ARMY	NAVY	AIR FORCE	DLA	OCF	
Tuscaloosa								
CYPRESS EQUIPMENT/ RENTAL INC	Tuscaloosa	175					175	
EBY MARTIN K CONSTRUCTION CO	Tuscaloosa	11,282					11,282	
FRU-CON CONSTRUCTION CORP	Tuscaloosa	68,150					68,150	
HUNT OIL COMPANY	Tuscaloosa	3,957				3,957		
JAMES T L & COMPANY INC	Tuscaloosa	2,011					2,011	
LA MOREAUX P E & ASSOCIATES	Tuscaloosa	2,476	476					
MARABLE W M INC	Tuscaloosa	26		42			26	
PACIFIC ENGRG & INDUS SUP	Tuscaloosa	42						
PECO FOODS INC	Tuscaloosa	25						
PROGRESSIVE BROTHERS CONSTR	Peterson	60						60
SENTELL ENGINEERING INC	Tuscaloosa	27	27					
SIGMA TAU STANDARDS CORP	Tuscaloosa	694		694				
SKYLAND EQUIPMENT INC	Tuscaloosa	93	93					
SOUTHERN CRANE & EQUIPMENT CO	Tuscaloosa	39						39
T J JAMES & CO INC	Tuscaloosa	1,100					1,100	
TUSCALOOSA COUNTY OF	Tuscaloosa	38						38
UNIVERSITY OF ALABAMA	Tuscaloosa	478	445					
WEST OIL COMPANY INCORPORATED	Tuscaloosa	33				33		
WHITSON BETHEL W CO, INC	Northport	284						284
YOUNG GEORGE F INC	Tuscaloosa	214						214
TOTAL - Tuscaloosa		89,345	1,041	736		4,057		83,511
Walker								
ABBOTT & ASSOCIATES INC	Empire	682	682					
BURGOS, FRED CONSTRUCTION CO	Jasper	140						140
CARBON HILL MANUFACTURING CO	Carbon Hill	51,927				51,927		
TOTAL - Walker		52,749	682			51,927		140
Washington								
C A M CORP	Chatom	163						163
OLIN CORPORATION	McIntosh	14,435						14,435
TOTAL - Washington		14,598				163		14,435
Wilcox								
BULLARD & WILLIAMS INC	Camden	116						116
DINGLER SMITH CONTRACTING INC	Camden	185						185
TOTAL - Wilcox		301						301
Winston								
FONTAINE TRAILER CO	Haleyville	3,413	3,413					
TOTAL - Winston		3,413	3,413					
TOTAL - Alabama		1,825,552	1,041,240	200,975	267,751	176,092	128,370	11,124

PRIME CONTRACT AWARDS BY STATE, COUNTY, CONTRACTOR, AND PLACE
FISCAL YEAR 1988 (OCT - SEP)
Alaska

COUNTY NAME/ CONTRACTOR NAME	LOCATION NAME	DOD TOTAL	ARMY	NAVY	AIR FORCE	DLA	OCE	ODA
Aleutian Islands	Aleutian Islands	367		367				
A & A ROOFING CO INC	Shemya AFB	168			168			
AIC-MARTIN JV INC	Shemya AFB	60			60			
ALASCOM INC	Shemya AFB	353	353					
ALEUTIAN CONSTRUCTORS	Aleutian Islands	3,309		3,309				
ALEUTIAN CONSTRUCTORS	Aleutian Islands	84		84				
ALLIED SIGNAL AEROSPACE CO	Adak NSG	40		40				
ALPHA ENGINEERS INC	Aleutian Islands	62		62				
ALPINE ELECTRIC INC	Aleutian Islands	378		378				
AMERICAN CNSTR & ENERGY	Adak Station	355	355					
AOKI BROTHERS CONSTRUCTION CO	Shemya	352		352				
ARCHITECTS ALASKA	Adak NSG	40		40				
ARCTIC SLOPE TECHNICAL SVCS	Atka	204	204					
BERG CHRIS INC	Shemya AFB	36			36			
BERG CHRIS INC	Shemya AFB	46		46				
BIG BOY FACILITIES INC	Aleutian Islands	34		34				
BULL WESLEY & ASSOCIATES INC	Adak Island	208		208				
CHRISTENSON RABER KIEF & ASSOC	Adak Station	434		434				
CHRISTENSON RABER KIEF & ASSOC	Shemya AFB	646		646				
D.E.W. INC	Aleutian Islands	482		482				
DAR-CON CORPORATION	Adak Station	90	90					
DESCO INC	Shemya AFB	92		92				
DESIGN ALASKA INC	Adak Station	319		319				
ENGINEERING CONSULTING RESRCS	Adak NSG	234		234				
FRYER PRESSLEY ENGINEERING	Adak NSG	310		310				
GABBERT BROWELEIT PTRSN INC PS	Aleutian Islands	50		50				
GDM INC	Adak Station	26,387	26,387					
H.B ENGINEERS INC	Shemya AFB	2,384		2,384				
HOFFMAN CNSTR CO OF OREGON	Aleutian Islands	53		53				
HOLMES & NARVER INC	Adak Station	621		621				
HONEYWELL INC	Aleutian Islands	868		868				
HONEYWELL INC	Aleutian Islands	563		563				
JONES GROUP INC THE	Aleutian Islands	53		53				
KELLY-RYAN INC	Aleutian Islands	1,154		1,154				
KUMIN ASSOCIATES	Adak Island	84		84				
MAYNARD AND PARTCH AN ALASKA	Shemya	67	67					
MILCOM SYSTEMS CORPORATION	Aleutian Islands	934		934				
MINCH RITTER FORREST ARCHTCTS	Adak NSG	106		106				
NEAL & COMPANY INC	Adak NSG	160		160				
NORTHERN INTL CONS LTD	Adak NSG	641		641				
NOTKIN ENGINEERING INC	Aleutian Islands	809	809					
PIONEER CONSTRUCTION & NEAL CO	Shemya AFB	8-8-		8-8-				
PIONEER CONSTRUCTION COMPANY	Aleutian Islands	850		850				
PROSSER CORP	Adak Station	934		934				
R G & B CONTRACTORS INC	Adak NSG	6,714		6,714				
RAINIER ELECTRIC	Shemya AFB	42		42				
RAYTHEON SERVICE COMPANY	Aleutian Islands				6,714			
S & S SECURITY SYSTEM INC	Aleutian Islands							

PRIME CONTRACT AWARDS BY STATE, COUNTY, CONTRACTOR, AND PLACE
 FISCAL YEAR 1988 (OCT - SEP)
 Alaska

COUNTY NAME/ CONTRACTOR NAME		LOCATION NAME	DOD TOTAL	ARMY	NAVY	AIR FORCE	DLA	OCE	ODA
(DOLLARS IN THOUSANDS)									
Aleutian Islands									
SCIENCE APPLICATIONS INTL CORP	Shemya	31							
SHEMYA CONSTRUCTION CO	Shemya AFB	4,273	4,273						
SIMONE RUDY CONSTRUCTION CO	Aleutian Islands	66	66		93				
STERTZ ARCHITECTS INC	Shemya	132-							
TAYWOD-BRG-REDEL/JOINT VENTURE	Adak Island	2,899			2,899				
TAYWOD-BRG-REDEL/JOINT VENTURE	Adak Station	395			395				
TRACOR APPLIED SCIENCES INC	Aleutian Islands	59			59				
TRYCK NYMAN & HAYES	Adak Station	112			112				
U I C CONSTRUCTION INC	Aleutian Islands	3,198			3,198				
UNITED FOOD SERVICE INC	Shemya AFB	709				709			
VAN GULIK/OLIVER INC	Adak Station	73							
WALSKY CONSTRUCTION CO	Shemya AFB	3,200	3,200						
WALSKY CONSTRUCTION CO	Aleutian Islands	1,494			1,494				
WESTERN ALASKA CONTRACTORS, JV	Shemya AFB	1,599	1,599						
WESTERN ALASKA CONTRACTORS, JV	Aleutian Islands	47			47				
WESTERN PIONEER INC	Unalaska	1,230				1,230			
WISBECK & KONZEN	Adak NSG	166			166				
TOTAL - Aleutian Islands		71,900	37,474	24,856	8,340	1,230			
Anchorage									
AIRGLAS ENGINEERING CO INC	Anchorage	619	619						
ALASCOM INC	Anchorage	18,165				30			18,135
ALASKA BASIC INDUSTRIES INC	Anchorage	69				69			
ALASKA CONSTRUCTORS INC	Anchorage	8,839	8,839						
ALASKA PIPELINE COMPANY	Fort Richardson	4,300	4,300						
ALASKA RENTALS & SALES	Anchorage	124					124		
AMERICAN EDUCTN CMPLX CLG DIST	Fort Richardson	93							
ANCHORAGE MUNICIPALITY OF	Anchorage	60							60
AOKI BROTHERS CONSTRUCTION CO	Elmendorf AFB	427							
ARCHITECTS WEST INC	Fort Richardson	183	183						
ARTISTIC PROF CONTRS & ASSOC	Anchorage	260							427
ARTISTIC PROF CONTRS & ASSOC	Elmendorf AFB	1,069				1,069			
AURORA NORTH FUEL SALES INC	Anchorage	88							88
BARRON CONSTRUCTION CO INC	Elmendorf AFB	1,148				1,148			
BEESON PLUMBING INC	Elmendorf AFB	139				139			
BENDER RICHARD	Fort Richardson	56							
BETTIS T S ASSOCIATES INC	Elmendorf AFB	34							
BIG BOY FACILITIES INC	Elmendorf AFB	538							538
BIG BOY FACILITIES INC	Fort Richardson	1,777	1,777						
BIG THREE LINCOLN ALASKA INC	Anchorage	33							
BOSLOUGH CONSTRUCTION INC	Fort Richardson	319-							
BUNYAN PAUL CONTRACTING INC	Fort Richardson	225							
BUSINESS FURNITURE OF ALASKA	Anchorage	38							
C 3 INC	Elmendorf AFB	72							
CAREER SUCCESS SEMINARS	Elmendorf AFB	31							
CASH LARRY S ARCHITECTS	Elmendorf AFB	159							

PRIME CONTRACT AWARDS BY STATE, COUNTY, CONTRACTOR, AND PLACE
 FISCAL YEAR 1988 (OCT - SEP)
 Alaska

COUNTY NAME/ CONTRACTOR NAME	LOCATION NAME	DOD TOTAL	ARMY	NAVY	AIR FORCE	DLA	OCE	ODA
Anchorage	Anchorage	28	28		1,292			
CENTURY ENGINEERS & PLAN	Elmendorf AFB	1,292						
CITY ELECTRIC INC	Fort Richardson	75-	75-		376			
COMSTOCK COMMUNICATIONS INC	Elmendorf AFB	44			44			
CONSTRUCTION MACHINERY INC	Elmendorf AFB	34			34			
CONTRACTING VENTURES INC	Anchorage	72			72			
CPT CORPORATION	Elmendorf AFB	215	215					
CRAMER ALASKA	Elmendorf AFB	86	86					
CREE CONSTRUCTION CO INC	Fort Richardson	36	36					
CRM INC	Fort Richardson	51	51					
DELTA CONSTRUCTION & ENGRG	Fort Richardson	27	27					
DELTA CONSTRUCTION & ENGRG	Anchorage	78			78			
DENALI MED RSCH PROJECT	Anchorage	1,421			1,381			40
DIGITAL EQUIPMENT CORPORATION	Elmendorf AFB	443	411				32	
DIGITAL EQUIPMENT CORPORATION	Elmendorf AFB	53	53					
DOWL ENGINEERS	Anchorage	44	44					
E C I/HYER INC	Fort Richardson	32	32					
EAGLE RIVER SKI-DOO SLS & SVC	Elmendorf AFB	47	47					
EASTERN MAINTENANCE & SERVICE	Fort Richardson	27	27					
EASTMAN KODAK COMPANY	Fort Richardson	160	160					
EASTMAN KODAK COMPANY	Anchorage	160						
ELECTRIC DISTRIBUTORS INC	Elmendorf AFB	616			616			
ELECTRIC DISTRIBUTORS INC	Anchorage	50			50			
EMPLOYMENT TRAINING CTR ALSK	Anchorage	59		59				
ENVIRONMENTAL SCIENCE & ENGRG	Fort Richardson	35	35					
ERA HELICOPTER INC	Anchorage	222	222					
EXECUTONE OF ALASKA INC	Anchorage	46			46			
EXPRESSION SPORTSWEAR	Elmendorf AFB	1,401	1,401					
EXTEL CORPORATION	Elmendorf AFB	205	205					
F & W CONSTRUCTION	Anchorage	208			208			
FLUOR ALASKA INC	Elmendorf AFB	1,393			1,393			
FLUOR ALASKA INC	Elmendorf AFB	129	129					
FOOD SERVICES INC	Anchorage	419			419			
FRYER PRESSLEY ENGINEERING	Elmendorf AFB	233						
GASTON & ASSOCIATES INC	Anchorage	113			113			
GENERAL COMMUNICATION INC	Elmendorf AFB	465	465					
GENIGRAPHICS CORPORATION	Elmendorf AFB	2,383			2,383			
GILCO CONSTRUCTION INC	Elmendorf AFB	297			297			
GITTINS CONSTRUCTION INC	Elmendorf AFB	200			200			
GOERTZ CONSTRUCTION INC	Elmendorf AFB	529			529			
GOLD KEY TRANSPORTATION	Anchorage	105						105
GOTTSTEIN J B & COMPANY INC	Anchorage	617	617					
GREAT LAKES INTERNATIONAL INC	Fort Richardson	472	472					
GULLS INC	Elmendorf AFB	28						431
HARRISON CONSTRUCTION INC	Elmendorf AFB	302	302					
HEWLETT-PACKARD COMPANY	Elmendorf AFB	33						
HOFFMAN CNSTR CO OF OREGON	Elmendorf AFB	825						
HONEYWELL BULL AG	Elmendorf AFB							
HUMPHREY COMPANY	Elmendorf AFB							

PRIME CONTRACT AWARDS BY STATE, COUNTY, CONTRACTOR, AND PLACE
FISCAL YEAR 1988 (OCT - SEP)
Alaska

COUNTY NAME/ CONTRACTOR NAME		LOCATION NAME	DOD TOTAL	ARMY	NAVY	AIR FORCE	DLA	OCE	ODA
(DOLLARS IN THOUSANDS)									
Anchorage	INTELCOM GROUP CORP	Elmendorf AFB	74	291	230	74			
	INTERNATIONAL BUS MCHS CORP	Anchorage	521	180					
	INTERNATIONAL BUS MCHS CORP	Fort Richardson	180						
	INTERNATIONAL SERVICE CORP	Elmendorf AFB	2,193			2,193			
	JIMS STEEM & POWER	Elmendorf AFB	51			51			
	KENWORTH NORTHWEST INC	Fort Richardson	174	174					
	KLONDIKE -ALASKA INC	Anchorage	86			86			
	KOROBKIN CONSTRUCTION INC	Elmendorf AFB	694			694			
	KREMER MARINE	Anchorage Internatio	75	75					
	KUMIN ASSOCIATES	Anchorage	30	30					
	KUMIN ASSOCIATES	Elmendorf AFB	32						
	KUMIN ASSOCIATES	Fort Richardson	27	27					
	L & S SERVICE	Elmendorf AFB	100						
	LEAR SIEGLER INC	Elmendorf AFB	380	26		380		100	
	LEWIS C R CO INC	Fort Richardson	26						
	LIQUID AIR CORPORATION	Anchorage	73			73			
	LIQUID AIR CORPORATION	Anchorage Internatio	127			127			
	LIVINGSTON SLONE INC	Elmendorf AFB	34	34					
	MAPCO INC	Anchorage	11,060				11,060		
	MARKAIR	Anchorage	4,911			4,911			
	MATANUSKA MAID INC	Anchorage	120						
	MEROS ASPHALT PAVING INC	Anchorage	88			88			
	MILITARY MANAGEMENT SUS INC	Elmendorf AFB	32			32			
	MIMM RONALD J GENERAL CONTR	Elmendorf AFB	34			34			
	MINNESOTA MIN & MFG COMPANY	Elmendorf AFB	32	32					
	MOTOROLA INC	Anchorage	97	97					
	MOTOROLA INC	Elmendorf AFB	29			29			
	NORSE INCORPORATION	Elmendorf AFB	3,986			3,986			
	NORTH STAR SCALE SERVICE	Anchorage	55	55					
	NORTHERN AIR CARGO INC	Anchorage	402						
	NORTHERN CORPORATION	Fort Richardson	55	55					
	NORTHWEST ENVIRO SERVICE INC	Anchorage	45						
	NORTHWEST ENVIRO SERVICE INC	Elmendorf AFB	676						
	NORTHWEST ENVIRO SERVICE INC	Fort Richardson	278						
	PHILLIPS LESTER INC	Elmendorf AFB	642			642			
	PIONEER DOOR INC	Anchorage	28			28			
	PORATH/BRRY ARCHTCTS ENGINEERS	Elmendorf AFB	83	83					
	PORTERHOUSE CLG & MAINT SVC CO	Elmendorf AFB	248						
	PROCTOR SALES INC	Anchorage	45						
	PROFESSIONAL ENGINEERS INC	Elmendorf AFB	57						
	PYE-PER TRANSPORT	Anchorage	36	36					
	PYE-PER TRANSPORT	Fort Richardson	80	80					
	Q-1 SERVICE	Anchorage	28						
	Q-1 SERVICE	Fort Richardson	353	353					
	QUALITY ASPHALT PAVING INC	Elmendorf AFB	2,975			2,975			
	QUEST ENVIRONMENTAL	Fort Richardson	38	38					
	R G & B CONTRACTORS INC	Anchorage	339						339

PRIME CONTRACT AWARDS BY STATE COUNTY, CONTRACTOR, AND PLACE
 FISCAL YEAR 1988 (OCT - SEP)
 Alaska

COUNTY NAME/ CONTRACTOR NAME	LOCATION NAME	DOD TOTAL	ARMY	NAVY	AIR FORCE	DLA	OCE	ODA
Anchorage								
R G & B CONTRACTORS INC	Elmendorf AFB	5,183	4,834		349			
RASMUSSEN ASPHALT MAINTENANCE	Fort Richardson	34-	34-					
RCA CORPORATION	Elmendorf AFB	17,586			17,586			
REEVE ALEUTIAN AIRWAYS INC	Anchorage	5,839			5,839			
RICHARDS ENTERPRISES INC	Elmendorf AFB	36			36			
ROCKFORD CORPORATION	Anchorage	31-						
ROCKFORD CORPORATION	Fort Richardson	18						
SAAB-SCANIA OF AMERICA INC	Elmendorf AFB	37			37			
SAHLBERG EQP & SAFETY SUP	Fort Richardson	48						
SENTRY SECURITY SERVICES	Anchorage	387			387			
SIPMAN-NEWMAN JOINT VENTURE	Fort Richardson	160			160			
SKW-ESKIMOS INC	Anchorage	327			327			
SLETAGER INC	Fort Richardson	283			283			
SMITH RICE CO	Anchorage	1,184						1,184
SOURDOUGH EXPRESS INC	Anchorage	73			73			
SPERRY CORPORATION	Elmendorf AFB	1,215			1,215			
STUSSER ELECTRIC COMPANY	Anchorage	295						
SUNSET CONSTRUCTION INC	Elmendorf AFB	84			84			
SVDRUP CORPORATION	Anchorage	117			117			
SWIFT INDEPENDENT CORPORATION	Anchorage	70			70			
TAYLOR CRAIG EQP COMPANY	Elmendorf AFB	239			239			
TAYLOR J E COMPANY	Elmendorf AFB	792			792			
TESORO ALASKA PETROLEUM CO	Elmendorf AFB	436				436		
TRYCK NYMAN & HAYES	Anchorage	49						
TURBO MECHANICAL	Anchorage	42			42			
UNION OIL CO OF CALIFORNIA	Elmendorf AFB	76			76			
UNISYS CORPORATION	Elmendorf AFB	83			83			
UNITED STATES ELEVATOR CORP	Elmendorf AFB	45			45			
UNWIN SCHEBEN KORYNTA & HUETTL	Anchorage	120						
UNWIN SCHEBEN KORYNTA & HUETTL	Elmendorf AFB	49			49			
VAN WATERS AND ROGERS INC	Anchorage	134						
WALSKY CONSTRUCTION CO	Elmendorf AFB	2,341			2,341			134
WALSKY CONSTRUCTION CO	Fort Richardson	44-						
WANG LABORATORIES INC	Anchorage	118			118			
WANG LABORATORIES INC	Elmendorf AFB	277			277			
WATTERSON CONSTRUCTION CO	Anchorage	895			895			
WATTERSON CONSTRUCTION CO	Elmendorf AFB	37			37			
WATTERSON CONSTRUCTION CO	Fort Richardson	33			33			
WATTERSON/C & C - JV	Fort Richardson	29			29			
WEATHERTON END DUMP SVS INC	Elmendorf AFB	32			32			
WESTERN PIONEER INC	Anchorage	1,680						1,680
WILSYK ALASKA INC	Fort Richardson	2,348						
WOLVERINE SUPPLY INC	Elmendorf AFB	428			428			
XEROX CORPORATION	Fort Richardson	58			58			
YANCY Q EARL CPA PC	Elmendorf AFB	55			55			
YOUNG & YOUNGUNS	Anchorage Internatio	41			41			
ZENITH ELECTRONICS CORPORATION	Elmendorf AFB	76			76			

PRIME CONTRACT AWARDS BY STATE, COUNTY, CONTRACTOR, AND PLACE
FISCAL YEAR 1988 (OCT - SEP)
Alaska

COUNTY NAME/ CONTRACTOR NAME		LOCATION NAME	DOD TOTAL	ARMY	NAVY	AIR FORCE	DLA	OCE	ODA
(DOLLARS IN THOUSANDS)									
Anchorage	ZIFF COMMUNICATIONS COMPANY	Elmendorf AFB	99			99			
	ZUBECK INC	Elmendorf AFB	226	226					
	TOTAL - Anchorage		129,439	32,825	289	60,718	14,521	2,618	18,468
Bethel	BETHEL FUEL SALES INCORPORATED	Bethel	320				320		
	FRIENDSHIP AIR	Bethel	40	40					
	GILCO CONSTR. INC	Akolmiut	53	53					
	NEAL & COMPANY INC	Cape Newenham	28	28					
	WESTERN PIONEER INC	Akiachak	1,091			1,091			
	TOTAL - Bethel		1,532	121		1,411			
Bristol Bay	ALASKA RAILROAD CORPORATION	King Salmon Airport	308			308			
	CH2M HILL COMPANIES LTD	King Salmon	93			93			
	NAKNEK ELECTRIC ASSOCIATION	King Salmon Airport	584			584			
	NUGGET CONSTRUCTION INC	King Salmon Airport	92			92			
	TOTAL - Bristol Bay		1,077			1,077			
Dillingham	GILCO CONSTR. INC	Togiak	49	49					
	PERATROVICH NOTTINGHAM & DRAGE	Dillingham	65					65	
	TOTAL - Dillingham		114	49					
Fairbanks North Sta	A & A ROOFING CO INC	Eielson AFB	2,746	2,159		587			
	A.C.E GENERAL CONTRACTORS	Eielson AFB	198			198			
	ABLE MACH MOVERS/RIGGERS ML JV	Eielson AFB	149			149			
	ACTION CONTRACTORS	Eielson AFB	121			121			
	ALASKA MECHANICAL INC	Eielson AFB	53			53			
	ALASKA STATE OF	Eielson AFB	184-			184-			
	ALASKAN CABLE NETWORK INC	Eielson AFB	61			61			
	ALCAN ELECTRICAL & ENGRG	Fort Wainwright	996			996			
	AMERICAN EDUCTN Cmplx CLG DIST	Fort Wainwright	63			63			
	AOKI BROTHERS CONSTRUCTION CO	Eielson AFB	82			82			
	AOKI BROTHERS CONSTRUCTION CO	Fairbanks	458			458			
	ARCHITECTS ALASKA	Fort Wainwright	30			30			
	BESCO INC	Fort Wainwright	32			32			
	BETTIS T S ASSOCIATES INC	Fort Wainwright	236			236			
	BEZEK-DURST INC	Fort Wainwright	34			34			
	BHARGAVA RAJ ASSOCIATES A PF	Fort Wainwright	34			34			
	BOAT R B GLEN REID	Fort Wainwright	35			35			
	BROWN & ROOT/GORSUCH JV	Fairbanks	46			46			
	BURKS CLEANING SNOW REMOVL INC	Fort Wainwright	19,600	19,600					
	CENTURY ENGINEERS & PLAN	Fort Wainwright	90			90			
	CHASE INC	Fairbanks	49			49			
	COASTAL/FERGUSON JV	Eielson AFB	275			275			
		Fort Wainwright	33			33			

PRIME CONTRACT AWARDS BY STATE, COUNTY, CONTRACTOR, AND PLACE
FISCAL YEAR 1988 (OCT - SEP)
Alaska

COUNTY NAME/ CONTRACTOR NAME		LOCATION NAME	DOD TOTAL	ARMY	NAVY	AIR FORCE	DLA	OCE	ODA
(DOLLARS IN THOUSANDS)									
Fairbanks North Sta	COIN JOE MD	Fort Wainwright	155	155					
	COMMUNICATION EQUIPMENT & SVC	Eielson AFB	36			36			
	COMSTOCK COMMUNICATIONS INC	Fort Wainwright	27-	27-					
	CONSTRUCTION & RIGGING INC	Fairbanks	1,739					1,739	
	CREE CONSTRUCTION CO INC	Eielson AFB	43	43					
	CREE CONSTRUCTION CO INC	Fairbanks	50	50					
	DELTA CONSTRUCTION & ENGRG	Eielson AFB	2,314			2,314			
	DELTA CONSTRUCTION & ENGRG	Fort Wainwright	45	45					
	DENALI FENCEWORKS	Fort Wainwright	27	27					
	DENALI TRANSPORTATION CORP	Fort Wainwright	334	334					
	DESIGN ALASKA INC	Fort Wainwright	397	397					
	DESIGN ALASKA INC	Fairbanks	69	69					
	ECOLOGY & ENVIRONMENT INC	Fort Wainwright	88	88					
	EMERALD MAINTENANCE INC	Fort Wainwright	88	88					
	ENSERCH ALASKA CONSTRUCTION	Fort Wainwright	4,388	4,388					
	ENVIRONMNTL ASEPTIC SRVC ADMN	Fort Wainwright	100	100					
	EXPRESSION SPORTSWEAR	Eielson AFB	117			117			
	FAIRBANKS CITY OF	Fairbanks	146	146					
	FEDERAL INTEGRATED SYSTMS CORP	Fort Wainwright	175	175					
	FLOWLINE ALASKA	Fort Wainwright	31	31					
	FLUOR ALASKA INC	Fort Wainwright	132	132					
	GASTON & ASSOCIATES INC	Fairbanks	53	53					
	GDM INC	Fort Wainwright	113	113					
	GHEWM COMPANY INC	Fairbanks	49			49			
	GITTENS CONSTRUCTION/PAKA	Fort Wainwright	3,295	3,295					
	GRASLE & ASSOCIATES INC	Eielson AFB	2,631	2,631					
	H & H CONTRACTORS INC	Fort Wainwright	37	37					
	H & H CONTRACTORS INC	Eielson AFB	411	411					
	HARBOR CONTRACTORS	Fairbanks	2,552	2,552					
	HARDING ASSOCIATES INC	Eielson AFB	52	52		52			
	HARRISON CONSTRUCTION INC	Eielson AFB	1,786	1,786		1,786			
	HEATH, R G DISTRIBUTORS	Fort Wainwright	97					97	
	HUB CITY CONSTRUCTION	Fairbanks	44				44		
	ICONCO OF CALIFORNIA	Fairbanks	45						45
	ICONCO OF CALIFORNIA	Fairbanks	1,463	1,463					
	INTERIOR SPACE DESIGN	Fort Wainwright	46	46					
	INTERNATIONAL BUS MCHS CORP	Eielson AFB	37	37					
	J & J TRANSPORTATION SERVICE	Fairbanks	28	28					
	J C COMPANY	Fort Wainwright	26	26					
	J C COMPANY	Eielson AFB	396			396			
	JACKOVICH INDUSTRIAL & CONSTR	Fort Wainwright	229	229					
	JENSEN/DOUGLAS ARCHITECTS	Fairbanks	45	45					
	JORGENSEN ROY ASSOCIATES INC	Fort Wainwright	186	186					
	K H O CONSTRUCTION INC	Eielson AFB	3,215	3,215					
	KALEN & ASSOCIATES	Eielson AFB	199	199					
	KIEWIT CONSTRUCTION COMPANY	Eielson AFB	33	33					
	KING SON & DAUGHTER	Fort Wainwright	34	34					
		Eielson AFB	74						

PRIME CONTRACT AWARDS BY STATE, COUNTY, CONTRACTOR, AND PLACE
FISCAL YEAR 1988 (OCT - SEP)
Alaska

COUNTY NAME/ CONTRACTOR NAME	LOCATION NAME	DOD TOTAL	ARMY	NAVY	AIR FORCE	DLA	OCE	ODA
Fairbanks North Sta								
KONOIKE CONSTR CO	Fort Wainwright	147	147					
KROCHINA ARCHITECTS AIA	Fort Wainwright	200	200					
L & C SERVICES INC	Eielson AFB	448			448			
LIVINGSTON SLONE, INC/BOOR JV	Fort Wainwright	330	330					
M V CONSTRUCTOR CO INC	Fairbanks	28					28	
M-B CONTRACTING CO INC	Eielson AFB	1,259	1,259					
M-B CONTRACTING CO INC	Fairbanks	1,080						
MAPCO INC	North Pole	19,362			19,362			
MARBEC ALASKA INC	Eielson AFB	38			462			
MARGUERITE STEINSON & ASSOC	Eielson AFB	275	275		38			
MAYNARD AND PARTCH AN ALASKA	Eielson AFB	42	42					
MC CANN CONSTRUCTION CO INC	Eielson AFB	42	42					
MC COOL-MC DONALD ASSOC ARCHIT	Eielson AFB	42	42					
NAKATA CLIFFORD S & ASSOC PC	Fort Wainwright	327	327					
NATIONAL MAINTENANCE, INC	Eielson AFB	154						
NATIONAL MAINTENANCE, INC	Fort Wainwright	201	201					
NEAL & COMPANY INC	Eielson AFB	28	28					
NEAL & COMPANY INC	Fort Wainwright	201	201					
NORCOAST BECK CONSTRUCTORS	Eielson AFB	4,664	4,664					
NORTH SLOPE TECHNICAL LTD	Eielson AFB	80	80					
NORTHLAND HUB GROCERY CO	Fairbanks	83	83					
NORTHWEST ENVIRO SERVICE INC	Fort Wainwright	26	26					
OCEAN TECHNOLOGY LTD	Eielson AFB	56				56		
OTIS ELEVATOR COMPANY	Eielson AFB	35	35					
PETRO STAR	Fort Wainwright	71	71					
POLAR FOAM INSULATION INC	North Pole	1,972			1,972			
PORATH/BERRY ARCHITCTS ENGINEERS	Fort Wainwright	358	358					
PRICE/CIRI CONSTRUCTION JV	Eielson AFB	61	61					
PRICE/CIRI CONSTRUCTION JV	Eielson AFB	649	649					
PYE-PER TRANSPORT	Fort Wainwright	144	144					
QUABBIN INDUSTRIES INC	Fort Wainwright	60	60					
R G & B CONTRACTORS INC	Eielson AFB	110			110			
ROCKFORD CORPORATION	Eielson AFB	6,693			6,693			
ROEN DESIGN ASSOCIATES INC	Eielson AFB	49	49					
SANDSIROM PLUMBING & HEATING	Eielson AFB	123						
SHANNON CONSTRUCTION	Fairbanks	184	184					
SIG WOLD STORAGE & TRANSFER	Fort Wainwright	79	79					
SMITH HINCHMAN & GRYLLS ASSOC	Fort Wainwright	104	104					
STEENMEYER CORPORATION	Fort Wainwright	118	118					
STERLING MEDICAL ASSOCIATES	Fort Wainwright	849	849					
STRAND INCORPORATED	Fort Wainwright	466	466					
STRATOLIFT	Fort Wainwright	11,189	11,189					
SUMMIT GENERAL CONTRACTORS INC	Fairbanks	233						233
SUMMIT GENERAL CONTRACTORS INC	Eielson AFB	34	34					
SUNFAIR ENGINEERING	Fort Wainwright	76	76					
SVERDRUP CORPORATION	Eielson AFB	32						32
TAG CO/WILSYK INC JV	Fairbanks	10,446	10,446					
TAG CO/WILSYK INC JV	Fort Wainwright	307	307					

PRIME CONTRACT AWARDS BY STATE, COUNTY, CONTRACTOR, AND PLACE
FISCAL YEAR 1988 (OCT - SEP)
Alaska

COUNTY NAME/ CONTRACTOR NAME	LOCATION NAME	(DOLLARS IN THOUSANDS)					DLA	OCE	ODA
		DOD TOTAL	ARMY	NAVY	AIR FORCE				
Fairbanks North Sta TOOMBS & CO INC	Eielson AFB	105	105						
TRA-FARR	Eielson AFB	217	217						
TURBINE GENERATOR MAINTANENCE	Eielson AFB	167			167				
U I C CONSTRUCTION INC	Fort Wainwright	2,348	2,348						
UNISON TRANSFORMER SVS	Eielson AFB								
UNIVERSITY OF ALASKA	Fairbanks	635		220	415				
WERDEN ROBERT G & ASSOCIATES	Fort Wainwright	97	97						
WESTERN MECHANICAL INC	Eielson AFB	225			225				
WICK CONSTRUCTION CO	Fort Wainwright	540	540						
WIGGINS, JACK CONSTRUCTION CO	Fort Wainwright	6,616	6,616						
WILSON & SONS GENERAL CONTRS	Fort Wainwright	30	30						
WILSYK ALASKA INC	Fort Wainwright	150	150						
WILSUM HAROLD & ASSOCIATES	Eielson AFB	1,308	1,308		1,308				
WORLD MAINTENANCE SERVICE INC	Fort Wainwright	43	507		43				
TOTAL - Fairbanks North Sta	Fort Wainwright	51	84,312	220	19,460	21,667	3,493	31	
Juneau	Eielson AFB	129,183							
GRIZZLY CONSTRUCTION INC	Juneau	5,073							
LACHEL HANSEN & ASSOC	Juneau	88							
TOTAL - Juneau		5,161							
Kenai Peninsula									
AKCON INC	Seward	557					557		
ALCAN ELECTRICAL & ENGRG	Seward	29			29				
ANDERSON TUG & BARGE CO	Seward	128		128					
AURORA NORTH FUEL SALES INC	Homer	428				428			
MARATHON FUEL CORPORATION	Homer	39	39						
NEAL & COMPANY INC	Homer	68		68					
TESORO ALASKA PETROLEUM CO	Kenai	39	39						
TOTAL - Kenai Peninsula		7,288		196		6,039	557		
Kodiak Island									
KODIAK OIL SALES INC	Kodiak	615				615			
UNDERWATER CONSTRUCTION INC	Kodiak Island	476-	476-						
TOTAL - Kodiak Island		139				615			
Matanuska-Susitna									
FALCON INDUSTRIES INC	Palmer	53			53				
FISHERS FUEL INC	Big Lake	47				47			
QUALITY SAND & GRAVEL	Palmer	125			25				
TOTAL - Matanuska-Susitna					78				
Nome									
A & A ROOFING CO INC	Tin City	1,192	1,192						
CENTURY CONSTR CO A DIV ORVCO	Tin City	150-	150-						

PRIME CONTRACT AWARDS BY STATE COUNTY, CONTRACTOR, AND PLACE
 FISCAL YEAR 1988 (OCT - SEP)
 Alaska

COUNTY NAME/ CONTRACTOR NAME	LOCATION NAME	DOD TOTAL	ARMY	NAVY	DLA	OCE	ODA	(DOLLARS IN THOUSANDS)	
								AIR FORCE	
Nome									
J C COMPANY	Elim	40	40						
MONTGOMERY J M CONSULT ENGNRS	Nome	1,484	1,484		105				
RYAN AIR SERVICE INC	Nome	105							
UNDERWATER CONSTRUCTION INC	Nome	60							
TOTAL - Nome		2,731	2,566		105			60	60
Prince-Wales-Ketchi									
DAMES & MOORE	Metlakatla	44			57				44
ISLAND FUEL INC	Thorne Bay	57							
TOTAL - Prince-Wales-Ketchi		101			57				44
Sitka									
SERVICE TRANSFER INC	Sitka	351			351				
TOTAL - Sitka		351			351				
Skagway-Yakutat-Ang									
VALLEY FUEL SERVICE	Skagway	104			104				
TOTAL - Skagway-Yakutat-Ang		104			104				
Southeast Fairbanks									
ADEPT CONSTRUCTION INC	Fort Greely	72	72						
ALASKA MOTOR COACHES INC	Fort Greely	54	54						
AMERICAN EDUCN CMLX CLG DIST	Fort Greely	29	29						
BARRON CONSTRUCTION CO INC	Fort Greely	4,899	4,899						
BELLSOUTH GVERNMENT SYSTEMS INC	Fort Greely	140	140						
BOMERS OFFICE PRODUCTS INC	Fort Greely	30	30						
COMSTOCK COMMUNICATIONS INC	Fort Greely	48	48						
GUARDIAN SECURITY SYSTEMS INC	Fort Greely	382	382						
HEWLETT-PACKARD COMPANY	Fort Greely	55	55						
INTERNATIONAL BUS MCHS CORP	Fort Greely	84	84						
J & J TRANSPORTATION SERVICE	Fort Greely	158	158						
J & L APPLIANCE REPAIRS	Fort Greely	91	91						
J C COMPANY	Fort Greely	100	100						
M AND T	Fort Greely	182	182						
NORTHLAND HUB GROCERY CO	Delta Junction	142	142						
SERVICE OIL & GAS INC	Tok	80							
SIG WOLD STORAGE & TRANSFER	Fort Greely	81	81						
TAG CO/WILSYK INC JV	Fort Greely	412	412						
TOTAL ELECTRIC SUPPLY CO	Fort Greely	120	120						
WILSYK ALASKA INC	Fort Greely	158	158						
TOTAL - Southeast Fairbanks		7,221	7,141					80	80
Valdez-Cordova									
3-WAY ELECTRIC	Whittier	391	391						
BELL LAVALIN INC	Gulkana	196	196						
GULKANA AIR SERVICE	Glennallen	26							
H WATT & SCOTT INC	Whittier	79	79						

PRIME CONTRACT AWARDS BY STATE, COUNTY, CONTRACTOR, AND PLACE
FISCAL YEAR 1988 (OCT - SEP)
Alaska

COUNTY NAME/ CONTRACTOR NAME		LOCATION NAME	DOD TOTAL	ARMY	NAVY	AIR FORCE	DLA	OCE	ODA
(DOLLARS IN THOUSANDS)									
Valdez-Cordova									
HOOVERS MOVERS INC		Cordova	193				193		
NORTHWEST CONSTRUCTORS INC		Whittier	131	131					
VALDEZ TRANSFER INC		Valdez	53				53		
TOTAL - Valdez-Cordova			911	639			272		
Yukon-Koyukuk									
ALASKA RAILROAD CORPORATION		Galena Airport	319			319			
ALGLO SERVICES INC		Galena Airport	298			298			
ALTEX ENTERPRISES INC		Clear Site	890	890					
BECHTEL NATIONAL INC		Clear Site	87	87					
BETTLES LODGE INC		Bettles	54				54		
CONSTRUCTION & RIGGING INC		Clear Site	38	38					
EARTH MOVERS OF FAIRBANKS INC		Galena	30						
GENERAL ELECTRIC CORPORATION		Clear MSL Early Warn	49,814			49,814			
GENERAL ELECTRIC COMPANY		Clear MSL Early Warn	29-			29-			
HARRISON CONSTRUCTION INC		Galena Airport	132	132					
IGLOO SERVICES INC		Cantwell	48				48		
KINETIC BUILDERS INC		Dunbar	125			125			
MAPCO INC		Nenana	76			76			
MORRISON KNUDSEN COMPANY INC		Tatalina Station	555	555					
NENANA FUEL CO INC		Nenana	199				199		
SUMMIT GENERAL CONTRACTORS INC		Clear Site	1,318	1,318					
WATTERSON CONSTRUCTION CO		Clear Site	850	850					
WESTERN ALASKA CONTRACTORS, JV		Galena Airport	4,362			4,362			
WICK CONSTRUCTION CO		Galena Airport	4,930	4,930					
WILDER CONSTRUCTION CO INC		Galena	441	441					
WOLVERINE SUPPLY INC		Galena Airport	29			29			
TOTAL - Yukon-Koyukuk			64,566	9,241		54,994	301		30
TOTAL - Alaska			421,943	173,931	25,561	144,696	47,228	12,028	18,499

COUNTY NAME/ CONTRACTOR NAME	LOCATION NAME	DOD TOTAL	ARMY	NAVY	AIR FORCE	DLA	OCE	ODA
Apache								
DINE BI GHAN CONST TOTAL - Apache	Window Rock	225	225					
		225	225					
Cochise								
A T & T TECHNOLOGIES INC	Sierra Vista	262	262					
A T MECHANICAL	Sierra Vista	101	101					
ADVANCED ELECTRO MAGNETICS	Sierra Vista	281	281					
ALFREDO GUEVARA JR MD	Sierra Vista	81	81					
AM INTERNATIONAL INC	Sierra Vista	79	79					
AMERICAN PCF ENVIRONMENTL CNS	Sierra Vista	40	40					
AMERICAN TELE & TELG COMPANY	Sierra Vista	114	114					
APPLIED LEARNING INTL INC	Sierra Vista	185	185					
ARCHITECTURE ONE LTD	Sierra Vista	343	343					
ARIZONA RELIABLE SERVICES CO	Sierra Vista	320	320					
ARMED FORCES SPORTS OFFICIALS	Sierra Vista	72	72					
ASCOM INC	Sierra Vista	29	29					
B DENNIS THOMAS, INC	Sierra Vista	922	922					
B-R CONSTRUCTORS INC	Sierra Vista	257	257					
B.R.E.E.	Sierra Vista	43	43					
BAKER MANUFACTURING COMPANY	Sierra Vista	54	54					
BECK R W AND ASSOCIATES	Sierra Vista	560	560					
BLANTON ARCHTECTS ENGINEERS	Sierra Vista	299	299					
BUILDING REMOLDERS INC	Sierra Vista	245	245					
BUILDING REMOLDERS INC	Sierra Vista	772	772					
CAL-GAS	Sierra Vista	39	39					
CARNES CONSTRUCTION, INC	Sierra Vista	1,646	1,646					
CELLA BARR ASSOCIATES	Sierra Vista	97	97					
CENTER CORE INC	Sierra Vista	143	143					
COCHISE HEATING & AIR COND	Sierra Vista	92	92					
COMARCO INC	Sierra Vista	10,453	10,453					
COMBUSTION ENGINEERING INC	Sierra Vista	22,587	22,587					
COMMERCIAL CONTRACTORS OF NEB	Sierra Vista	27	27					
COMSTOCK COMMUNICATIONS INC	Sierra Vista	627	627					
CONCURRENT COMPUTER CORP	Sierra Vista	29	29					
CONTROL DATA CORPORATION	Sierra Vista	540	540					
COR INC	Sierra Vista	847	847					
CORELLA ELECTRIC INC	Sierra Vista	35	35					
CORNERSTONE BUILDERS	Sierra Vista	32	32					
CORONADO PAINTING COMPANY	Sierra Vista	5-	5-					
DATAGRAPHIX INC	Sierra Vista	33	33					
DATAPoint CORPORATION	Sierra Vista	151	151					
DAYS CLEANING SERVICE INC	Sierra Vista	1,616	1,616					
DESERT FLOOR COVERING INC	Sierra Vista	35	35					
DIGITAL EQUIPMENT CO	Sierra Vista	38	38					
DIGITAL EQUIPMENT CORPORATION	Sierra Vista	233	233					
EAGLE ROCK MECHANICAL INC	Sierra Vista	270	270					
ELECTRICAL SYSTEMS ENGRG CO	Sierra Vista	64	64					

PRIME CONTRACT AWARDS BY STATE, COUNTY, CONTRACTOR, AND PLACE
 FISCAL YEAR 1988 (OCT - SEP)
 Arizona

COUNTY NAME/ CONTRACTOR NAME	LOCATION NAME	DOD TOTAL	ARMY	NAVY	AIR FORCE	DLA	OCE	ODA
Cochise								
ESSLEY MILLETT MC DOWELL	Sierra Vista	247	247					
FEDERAL INTEGRATED SYSTEMS CORP	Sierra Vista	33						
FOWLER A J CORPORATION	Sierra Vista	567	567					
GILBERT PUMP OF TUCSON INC	Sierra Vista	34	34					
GOVERNMENT TECHNOLOGY SERVICES	Sierra Vista	34	34					
GREAT WESTERN ROOFING INC	Sierra Vista	255	255					
GTE GOVERNMENT SYSTEMS INC	Sierra Vista	260	260					
HASPOD STANISLAW	Sierra Vista	36	36					
HAWTHORNE AVIATION	Sierra Vista	580	580					
HEWLETT-PACKARD CO	Sierra Vista	80	80					
HEWLETT-PACKARD COMPANY	Sierra Vista	54	54					
HONEYWELL INC	Sierra Vista	122	122					
HUTRONIX INC	Douglas	44			44			
INTERNATIONAL BUS MCHS CORP	Sierra Vista	578	578					
INTERNATIONAL DATA CORP	Sierra Vista	67	67					
J & J MAINTENANCE INC	Sierra Vista	1,088	1,088					
JORGENSEN CUSTOM BUILDING	Sierra Vista	1,219	1,219					
K E & G DEVELOPMENT CO	Sierra Vista	1,064	1,064					
KACHINA BUSINESS MACHINES CORP	Sierra Vista	130	130					
KEAL CORPORATION	Sierra Vista	238	238					
L & C SERVICES INC	Sierra Vista	897	897					
LAMAR CONSTRUCTION CO	Sierra Vista	228	228					
LEXAR CORPORATION	Sierra Vista	2,541	2,541					
LIONHART GROUP LTD	Sierra Vista	97	97					
LLOYD CONSTRUCTION COMPANY	Sierra Vista	982	982					
LOCKARD WENDELL CONSTRUCTION	Sierra Vista	230	230					
LONE STAR GENERAL CONTRACTORS	Sierra Vista	89	89					
MANDAN, INC	Sierra Vista	279	279					
MANDEX INC	Sierra Vista	1,629	1,629					
MANTECH FIELD ENGINEERING	Sierra Vista	1,972	1,972					
MANTECH INTERNATIONAL CORP	Sierra Vista	1,103	1,103					
MASCARELLA J L ASC INC AH AIA	Sierra Vista	42	42					
MC GUIRE, EATOUGH & FONG AIA	Sierra Vista	48	48					
MERDAN GROUP	Sierra Vista	443	443					
MITCHELL-WEBB ASSOCIATES INC	Sierra Vista	127	127					
MORRISON KNUDSEN ENGINEERS	Sierra Vista	6,864	6,864					
MOTILEY CONSTRUCTION INC	Sierra Vista	986	986					
MOTOROLA INC	Sierra Vista	232	232					
MOUNTAIN STATES TELG THE	Sierra Vista	350	350					
NATIONAL EMERGENCY SERVICE	Sierra Vista	263	263					
NEAL NELSON & ASSOC	Sierra Vista	70	70					
NEW-TEX REHAB CORPORATION	Sierra Vista	704	704					
NORTHWEST MONO-ROOF INC	Sierra Vista	323	323					
ONEIL INDUSTRIES INC	Sierra Vista	190	190					
P R C KENTRON	Sierra Vista	17,207	17,207					
PAN AM WORLD SERVICES INC	Sierra Vista	6,381	6,381					
PATE CONTRACTORS INC	Sierra Vista	71	71					

PRIME CONTRACT AWARDS BY STATE, COUNTY, CONTRACTOR, AND PLACE
FISCAL YEAR 1988 (OCT - SEP)
Arizona

COUNTY NAME/ CONTRACTOR NAME	LOCATION NAME	DOD TOTAL	ARMY	NAVY	AIR FORCE	DLA	OCE	ODA
Cochise								
PAVEX CORP	Sierra Vista	316	316					
R L K COMPANY INC	Sierra Vista	276	276					
RALBO INC	Sierra Vista	336	45	291				
RECOGNITION EQUIPMENT INC	Sierra Vista	42	42					
RELATIONAL TECHNOLOGY INC	Sierra Vista	107	107					
RICOH CORPORATION	Sierra Vista	35	35					
RODRIGUEZ GENERAL CONTRACTORS	Sierra Vista	1,105	1,105					
RUTHERFORD DIV	Sierra Vista	205	205					
SAVIN CORPORATION	Sierra Vista	155	155					
SIERRA READY MIX AND CONTG CO	Sierra Vista	255	255					
SIGLER & FAIGEN	Sierra Vista	29	29					
SIMPSON GENERAL CONTRACTING	Sierra Vista	172	172					
SMITH CLYDE M GENERAL CONTG	Sierra Vista	826	826					
SMS DATA PRODUCTS GROUP INC	Sierra Vista	1,136	1,136					
SOL TELECOMMUNICATION SERVICE	Sierra Vista	159	159					
SOUTHWEST GAS CORPORATION	Sierra Vista	2,572	2,572					
STENDIG INDUSTRIES INC	Sierra Vista	65	65					
SUN EAGLE CORP	Sierra Vista	154	154					
SUNLAND COMMERCIAL INC	Sierra Vista	112	112					
SWANSON GROUP INC	Sierra Vista	867	867					
SYMBOLICS INC	Sierra Vista	41	41					
TECHNIX INC	Sierra Vista	258	258					
TERRY & SONS INC	Sierra Vista	591	591					
TOWN OF HUACHUCA CITY	Sierra Vista	54	54					
TUCSON ELECTRIC POWER COMPANY	Sierra Vista	3,914	3,914					
U S SPRINT COMMUNICATIONS CO	Sierra Vista	131	131					
ULTRASYSTEMS INCORPORATED	Sierra Vista	963	963					
UNISYS CORPORATION	Sierra Vista	6,600	6,600					
US ELEVATOR CORP	Sierra Vista	28	28					
WALKER T F & CO INC	Sierra Vista	144	144					
WANG LABORATORIES INC	Sierra Vista	476	476					
WESTERN STATES MANAGEMENT	Sierra Vista	198	198					
WHITE GLOVE SERVICE SYSTEMS	Sierra Vista	1,099	1,099					
XEROX CORPORATION	Sierra Vista	1,600	1,600					
ZENITH ELECTRONICS CORPORATION	Sierra Vista	44	44					
TOTAL - Cochise		118,831	118,463	291	44			33
Coconino								
LOWELL OBSERVATORY	Flagstaff	116		90	26			67
RED ROCK ALASKAN OIL	Page	67						
WOHLAEMUTH, JOAN (MD)	Navajo Mountain Trad	367		367				67
TOTAL - Coconino		550		457	26			
Graham								
FEDERAL PRISON INDUSTRIES	Safford	252			48			252
INDUSTRIAL ASPHALT CO	Pima	48			48			252
TOTAL - Graham		300						

COUNTY NAME/ CONTRACTOR NAME	LOCATION NAME	DOD TOTAL	ARMY	NAVY	AIR FORCE	DLA	OCE	ODA
Greenlee		148						148
AERIAL MAPPING COMPANY INC	Clifton	148						148
TOTAL - Greenlee		148						148
La Paz		367	367					
A T MECHANICAL	Yuma Proving Ground	25	25					
AMERICAN SPRINKLER SYSTEM CO	Yuma Proving Ground	174	174					
ARCAMEX AVIONICS INC	Yuma Proving Ground	120	120					
B C P CONSTRUCTION INC	Yuma Proving Ground	185	185					
BOWLING REFRIGERATION, INC	Yuma Proving Ground	521	521					
COMTEL CORP	Yuma Proving Ground	53	53					
COPELAND L J REFRIGERATION	Yuma Proving Ground	233	233					
CRINSON ENTERPRISES INC	Yuma Proving Ground	127	127					
DAYS CLEANING SERVICE INC	Yuma Proving Ground	129	129					
DENNIS CONSTRUCTION CO INC	Yuma Proving Ground	26	26					
DIGITAL EQUIPMENT CORPORATION	Yuma Proving Ground	58	58					
DOLPHIN MACHINE INC	Yuma Proving Ground	2,786	2,786					
DYNAMIC SCIENCE INC	Yuma Proving Ground	5,750	5,750					
DYNACORP	Yuma Proving Ground	2,226	2,226					
EMPLOYMENT SERVICES INC	Yuma Proving Ground	40	40					
HEWLETT-PACKARD COMPANY	Yuma Proving Ground	30	30					
HONEYWELL INC	Yuma Proving Ground	385	385					
I W G CORP	Yuma Proving Ground	139	139					
INTERNATIONAL BUS MCHS CORP	Yuma Proving Ground	719	719					
KELLAND DON MATERIALS INC	Yuma Proving Ground	1,382	1,382					
KENTRON INTERNATIONAL	Yuma Proving Ground	1,471	1,471					
MANDEX INC	Yuma Proving Ground	27	27					
MONROE SYSTEMS FOR BUSINESS	Yuma Proving Ground	352	352					
MOUNTAIN SITTES TELE TELG THE	Yuma Proving Ground	89	89					
MULTI-TECH	Yuma Proving Ground	3,096	3,096					
NERO & ASSOCIATES INC	Yuma Proving Ground	746	746					
OLD DOMINION SECURITY INC	Yuma Proving Ground	25	25					
PORTA-JOHN CORPORATION	Yuma Proving Ground	29	29					
POWELL AND SONS CONSTR CO	Yuma Proving Ground	29	29					
RACAL RECORDERS INC	Yuma Proving Ground	40	40					
RAYTHEON COMPANY	Yuma Proving Ground	279	279					
RODRIGUEZ GENERAL CONTRACTORS	Yuma Proving Ground	25	25					
SCIENTIFIC-ATLANTA INC	Yuma Proving Ground	26	26					
TECHNIX INC	Yuma Proving Ground	737	737					
TELOS CORPORATION	Yuma Proving Ground	54	54					
TRADEMARK CONSTRUCTION CO INC	Yuma Proving Ground	85	85					
TURCO DISPOSAL INC	Yuma Proving Ground	130	130					
V G SYSTEMS INC	Yuma Proving Ground	359	359					
WHITE GLOVE SERVICE SYSTEMS	Yuma Proving Ground	21,074	21,074					
TOTAL - La Paz		21,074	21,074					
Maricopa		248						248
3 C COMPUTER CORP	Scottsdale	248						248

PRIME CONTRACT AWARDS BY STATE, COUNTY, CONTRACTOR, AND PLACE
 FISCAL YEAR 1988 (OCT - SEP)
 Arizona

COUNTY NAME/ CONTRACTOR NAME		LOCATION NAME	DOD TOTAL	ARMY	NAVY	ATR FORCE	DLA	OCE	ODA
(DOLLARS IN THOUSANDS)									
Maricopa	A J S CONSTRUCTION INC	Luke Air Force Base	785			785	2,822		
	A T & T TECHNOLOGIES INC	Phoenix	2,883			61			
	A T C SERVICES INC	Williams AFB	441			441			
	A T MECHANICAL	Williams AFB	364			364			
	AARONS CLEANING SERVICES INC	Williams AFB	551			551			
	ACCESSIBLE PRODUCTS CO	Tempe	48	48					
	ACE ASPHALT OF ARIZONA INC	Phoenix	138	138					
	ADAPTO INC	Litchfield Park			1,072				
	ADVANCED FIBEROPTICS CORP	Scottsdale	1,322	250	1,072				
	AEROSPACE TECHNOLOGIES	Tempe	33			33			
	AIR SERVICES INTERNATIONAL INC	Scottsdale	27						
	ALLEN STEEL CO INC	Chandler	32				32		
	ALLIED SIGNAL AEROSPACE CO	Phoenix	101,203	6,507	57,211	30,495	6,990		
	ALLIED SIGNAL AEROSPACE CO	Tempe	31,213	915	2,398	26,003	1,897		
	ALLIED SIGNAL INC	Phoenix	1,983			1,983			
	ALLIED SIGNAL INC	Tempe	1,263			1,263			
	AMERICAN GROUNDWATER CNS	Goodyear	59	59					
	AMERICAN MICROCAD INC	Phoenix	47		47				
	AMERICAN SPRING CORP	Tempe	150			150		30	
	AMERICAN TUBE CO	Phoenix	30						
	APPLIED ENERGY TECHNOLOGY	Tempe	168			168			
	AQUILA TECHNOLOGIES GROUP INC	Scottsdale	189						
	ARIZONA PUBLIC SVC COMPANY	Gila Bend Air Force	98	107		98			
	ARIZONA STATE OF	Luke Air Force Base	4,945			4,945			
	ARIZONA STATE UNIVERSITY	Phoenix	1,095				1,095		
	AUGUSTINE R L CONSTRUCTION CO	Tempe	2,708	437	1,411	860			
	AUGUSTINE R L CONSTRUCTION CO	Luke Air Force Base	119			119			82
	B B COMMERCIAL PMR SWEEPING	Williams AFB	409			409			
	BAR-S FOODS CO	Williams AFB	64			64			
	BAYER INDUSTRIES INC	Phoenix	116			43	116		
	BELL INDUSTRIES INC	Phoenix	43						
	BENECO ENTERPRISES INC	Phoenix	130		130				
	BERGMANN PRECISION INC	Luke Air Force Base	1,856			1,856			
	BEST & SON	Phoenix	94	49					
	BFA SALES	Gila Bend Air Force	124			46			
	BFA SCOTTSDALE	Luke Air Force Base	193			124			
	BLAKELEE INC	Scottsdale	61			61			
	BLOOD SYSTEMS INC	Williams AFB	125			125			
	BURTON, F J CONSTRUCTION CO	Scottsdale	1,288	149		1,288			
	C 3 INC	Luke Air Force Base	923						923
	C E PRECISION ASSEMBLIES INC	Tempe	53						
	C J L ENTERPRISES INC	Phoenix	80-		80-				
	C M C COMPUTER MARKETING CORP	Phoenix	57		57				
	C N W C-ARCHITECTS	Luke Air Force Base	1,074	1,074					

PRIME CONTRACT AWARDS BY STATE, COUNTY, CONTRACTOR, AND PLACE
 FISCAL YEAR 1988 (OCT - SEP)
 Arizona

COUNTY NAME/ CONTRACTOR NAME	LOCATION NAME	DOD TOTAL	ARMY	NAVY	AIR FORCE	DLA	OCE	ODA
Maricopa								
C P DATA SYSTEMS INC	Sun City	57	57					
C S CONSTRUCTION INC	Phoenix	33						33
CAMP DRESSER & MC KEE INC	Phoenix	86	86					
CAMPANOVA RICHARD MD	Williams AFB	135			135			
CAMPBELL E C INC	Luke Air Force Base	169			169			
CARTER GLOGAU LABORATORIES	Glendale	89						89
CARTER GLOGAU LABORATORIES	Phoenix	47						47
CHANDLER INVESTMENT CO	Luke Air Force Base	264			264			
CLARKE & SONS ELECTRICAL INC	Williams AFB	89			89			
COMBINED BUILDERS	Luke Air Force Base	286			286			
CONSOLIDATED CONSTRUCTION INC	Luke Air Force Base	215	215					
CNTROL 365 PLUS INC	Williams AFB	31			31			
CONTROL DATA CORPORATION	Luke Air Force Base	3,863			3,863			
CORONADO TECHNOLOGY INC	Tempe	12,848	3,693			9,155		
CRA INC	Phoenix	695		645	50			
CRAWFORD TECHNICAL SERVICE	Williams AFB	968			968			
CROTHALL AMERICAN INC	Luke Air Force Base	233			233			
D H INSTRUMENTS INC	Luke Air Force Base	136	97	39				
DAYS CLEANING SERVICE INC	Tempe	998		125	998			3,538
DIAL CORPORATION THE	Luke Air Force Base	3,809			146			
DICK A B COMPANY (DEL)	Phoenix	28			28			
DICK, FRITSCHE YANTZER	Phoenix	89	89					
DIFFCO INC & HARLAN WILDER	Luke Air Force Base	57			57			
DIGITAL EQUIPMENT CORPORATION	Luke Air Force Base	124	124					
DIVERSIFIED TECHNLGY SVS VRGN	Phoenix	27			27			
DIVERSIFIED TECHNLGY SVS VRGN	Luke Air Force Base	28			28			
DIVERSIFIED TECHNLGY SVS VRGN	Williams AFB	3,896			1,397			
E G & G INC	Tempe	552	441	2,499	1,111			
EASON & WALLER GRINDING CO	Phoenix	35	118		35			
EASTERN MAINTENANCE & SERVICE	Williams AFB	118	118					
ECI CONSTRUCTION, INC	Luke Air Force Base	339-			339-			
EKKOR ELECTRONICS	Phoenix	30						30
ELECTRONIC MARKETING CORP	Tempe	112		112				
ELECTRONIC TECHNOLOGIES INC	Phoenix	485		288				197
EMP ELECTRONICS INC	Tempe	95			95			
ENGINEERED AIR COMPANY INC	Luke Air Force Base	29	29					
EXECUTIVE PLANNING SYSTEMS	Chandler	95						
EXECUTONE/COASTAL VIRGINIA	Phoenix	138			138			
F & B MANUFACTURING CO	Phoenix	1,190	1,116	74				
FALCON WINGS INC	Mesa	273-	273-					
FARNSWORTH CNSTR COMPANY	Williams AFB	242			242			
FEDERAL INTEGRATED SYSTMS CORP	Williams AFB	116						116
FEDERAL PRISON INDUSTRIES	Phoenix	953	271	97		452		
FERCO INC	Williams AFB	114			114			
FLETCHER DWAIN COMPANY	Luke Air Force Base	168			168			
FLOW MEASUREMENT SYSTEMS INC	Williams AFB	223-	31	27				
FLOW TECHNOLOGY INC	Tempe	361		177				
FLYTE W J CORP	Phoenix	50						
FLYTE W J CORP	Luke Air Force Base	50						

PRIME CONTRACT AWARDS BY STATE, COUNTY, CONTRACTOR, AND PLACE
 FISCAL YEAR 1988 (OCT - SEP)
 Arizona

COUNTY NAME/ CONTRACTOR NAME	LOCATION NAME	DOD TOTAL	ARMY	NAVY	AIR FORCE	(DOLLARS IN THOUSANDS)			
						DLA	OCE	ODA	
Maricopa									
FORD AEROSPACE	Gila Bend Air Force	83			83				
FORD AEROSPACE	Phoenix	186			186				
FOWLER A J CORPORATION	Williams AFB	195			195				
FRANCIS CONSTRUCTORS	Luke Air Force Base	425	425						
FRANZOY COREY ENGRG COMPANY	Luke Air Force Base	40	40						
FRANZOY COREY ENGRG COMPANY	Williams AFB	270			270				
FRONTIER WEST INC	Luke Air Force Base	1,859			1,859				
FUEL TECH DISTRIBUTING, INC	Tempe	150	150						
GANOS ASSOC ARCHITECTS P C	Luke Air Force Base	94			94				
GARRET AUXILIARY POWER DIV	Phoenix	314	314						
GARRETT AUXILIARY POWER DIV	Phoenix	1,567		1,486	81				
GARRETT TURBINE ENGINE CO	Phoenix	55		55					
GENERAL DYNAMICS CORPORATION	Luke Air Force Base	110			110				
GENERAL ELECTRIC COMPANY	Phoenix	26			26				
GENERAL ELECTRIC COMPANY	Tempe	1,087			1,087				
GENERAL ELECTRIC COMPANY	Williams AFB	2,819			2,819				
GENERAL LASER INC	Scottsdale	650				650			
GENERAL MOTORS CORPORATION	Phoenix	44			44				
GENERAL PNEUMATICS CORPORATION	Scottsdale	44			44				
GENRAD INC	Phoenix	7,805	68	7,641	96				
GILBERT ENGINEERING CO INC	Glendale	30				30			
GILBERT ENGINEERING DEL CO INC	Glendale	440		440					
GILLILAND CORPORATION	Luke Air Force Base	27	27						
GORE W L & ASSOCIATES INC	Phoenix	108			108				
GTX CORPORATION	Phoenix	383			383				
H T L INDUSTRIES INC	Chandler	341			341				
HARCO INDUSTRIES INC	Phoenix	90			90				
HARRIS CORPORATION	Phoenix	27	27						
HEALTH CORPS	Luke Air Force Base	548	548						
HEWLETT-PACKARD COMPANY	Phoenix	137	137						
HI DESERT EAGLE CORP	Williams AFB	142			142				
HONEYWELL BULL AG	Phoenix	1,960			1,960				
HONEYWELL INC	Glendale	190			190				
HONEYWELL INC	Phoenix	4,634			4,634				
IMC MAGNETICS CORP	Tempe	147			147				
INTEGRATED SUPPORT SYS	Williams AFB	52				52			
INTERFACE INC	Scottsdale	84				84			
INTERNATIONAL BUS MCHS CORP	Phoenix	77			77				
INTERNATIONAL SALES, LTD	Williams AFB	56			56				
ITT CORPORATION	Phoenix	1,625	76	1,238	132				
JANTEC INC	Williams AFB	66			66				
JENSEN TOOLS INC	Phoenix	27	27						
JETCO INC	Phoenix	80	80						
JOHANNESSEN & GIRAND CNSLNG	Williams AFB	116			116				
JOHNSON CONTROLS INC	Luke Air Force Base	209			209				
JOHNSON R G CONTRACTING INC	Williams AFB	168			168				
K & M MAINTENANCE SERVICES	Williams AFB	1,125			1,125				

PRIME CONTRACT AWARDS BY STATE, COUNTY, CONTRACTOR, AND PLACE
FISCAL YEAR 1988 (OCT - SEP)
Arizona

COUNTY NAME/ CONTRACTOR NAME		LOCATION NAME	DOD TOTAL	ARMY	NAVY	AIR FORCE	DLA	OCE	ODA
(DOLLARS IN THOUSANDS)									
Maricopa	KASK LABS	Tempe	495		495				
	KASLER CORPORATION	Phoenix	1,077			924		1,077	
	KASS MANAGEMENT SERVICES INC	Williams AFB	1,924						
	KELLEY COMMUNICATIONS	Mesa	61	61					
	KELLY CONTRACTING	Luke Air Force Base	83			83			
	KEYSTONE MACHINE INC	Phoenix	95	95					
	KIEBORZ CONSTRUCTION INC	Luke Air Force Base	256			256			
	KRAFT INC	Phoenix	34		34				
	L.K. TOOL USA INC	Tempe	238			238			
	LAMAR CONSTRUCTION CO	Luke Air Force Base	832			832			
	LANGE C A AND ASSOCIATES	Tempe	91						
	LANSDALE TRANSISTR AND ELECTR	Phoenix	15				91		
	LANTHIER ROBERT J CO INC	Luke Air Force Base	317	317			15		
	LEAR SIEGLER INC	Williams AFB	344						
	LITTON SYSTEMS INC	Tempe	97,398	96,213	318	344			
	LORAL CORPORATION	Goodyear	25			25			
	LORAL CORPORATION	Litchfield	316		316	867			
	LORAL CORPORATION	Litchfield Park	32,694	440	58	32,195	1		
	M G C CONTRACTORS INC	Luke Air Force Base	2,130	2,130	547				
	M/A-COM INC	Tempe	28-			575-			
	MANAGEMENT TCHNICAL SVCS CMPNY	Luke Air Force Base	377			377			
	MANGUM SICKLES INDUSTRIES INC	Phoenix	32			32			
	MAY INDUSTRIES INC	Phoenix	100			100			
	MAYA CONSTRUCTION COMPANY	Luke Air Force Base	120			120			
	MAYA CONSTRUCTION COMPANY	Maricopa	332-						
	MAYER OSCAR FOODS CORP	Phoenix	35			35			
	MC DONNELL DOUGLAS CORPORATION	Luke Air Force Base	37-			37-			
	MC DONNELL DOUGLAS HELICOPTER	Mesa	561,214	560,827	751		387		
	MC MILLAN G & CO INC	Phoenix	751						
	MC NEIL CONSTRUCTION CO INC	Williams AFB	1,450			1,450			
	MCDONNELL DGLS BELL HEL TEX JV	Mesa	14,000	14,000					
	MCDONNELL DOUGLAS TRAINING SYS	Glendale	317			317			
	MECH-AIR INC	Phoenix	36		36				
	MIDLAND MAINTENANCE	Luke Air Force Base	54			54			
	MINDECO CORPORATION	Chandler	71				71		
	MITA COPYSTAR AMERICA INC	Williams AFB	86			86			
	MODULAIRE INDUSTRIES	Luke Air Force Base	98			98			
	MONACC CONTRACTORS INC	Williams AFB	66			66			
	MOODY J A CO INC	Chandler	59				59		
	MOTOROLA COMMUNICATIONS & ELEC	Tempe	149			149			
	MOTOROLA INC	Mesa	63						
	MOTOROLA INC	Phoenix	1,163	628	628	108			427
	MOTOROLA INC	Scottsdale	233,626	118,630	118,630	4,565			420
	MOTOROLA INC	Tempe	65,734	42,161	11,620	11,810			
	MOUNTAIN STATES TELE TELG THE	Tempe	31			161		143	
	NATIONAL LAW ENFORCEMENT TELE	Phoenix	31			31			
	NATIONAL SUPPORT SYSTEMS INC	Phoenix	271		271				

PRIME CONTRACT AWARDS BY STATE, COUNTY, CONTRACTOR, AND PLACE
 FISCAL YEAR 1988 (OCT - SEP)
 Arizona

COUNTY NAME/ CONTRACTOR NAME		LOCATION NAME	DOD TOTAL	ARMY	NAVY	AIR FORCE	DLA	OCE	ODA
(DOLLARS IN THOUSANDS)									
Maricopa									
NATIONWIDE HEALTH SEARCH INC		Luke Air Force Base	162			162			
NAUMANN MATERIAL HANDLING		Tempe	44			44			
NESBITT CONTRACTING CO		Williams AFB	736			736			
NETWORK TECHNOLOGIES INTL		Paradise Valley	120				50		120
NORTH FACE THE		Tempe	50						
NORTHROP CORPORATION		Williams AFB	95		95				
NORTHROP WRLDWDIE AIRCRAFT SVC		Williams AFB	95			5,167			
NVE CONSTRUCTORS INC		Luke Air Force Base	175	175					
NVE CONSTRUCTORS INC		Luke Air Force Base	175						
OAKLAND JANITORIAL SERVICE INC		Williams AFB	379			379			
OMNI SPECTRA INC		Tempe	40	40					
ORCUTT/WINSLOW PARTNERSHIP THE		Luke Air Force Base	62	62					
PACIFIC MECHANICAL INSULATION		Luke Air Force Base	49	49					
PACIFIC SCIENTIFIC COMPANY		Phoenix	135			135			
PEREZ JOE CONSTRUCTION		Chandler	36			36			
PEREZ JOE CONSTRUCTION		Williams AFB	36						
PHOENIX CONTROL SYSTEMS INC		Phoenix	1,073	638	1,073		90		
PHOENIX CONTROLS INC		Phoenix	1,209		349	132			
PHOENIX DATA INC		Phoenix	478		31	447			
PIMA VALVE INC		Chandler	842				842		
POINTER INC		Tempe	34			34			
POWER-REX INC		Tempe	41		41				
PRECISION RUBBER PRODUCTS COR		Tempe	68		68				
PROCTER & GAMBLE DISTRG CO		Phoenix	26			26			
PROGRESSIVE SERVICES INC		Phoenix	30	30					
PROGRESSIVE SERVICES INC		Phoenix	30						
PROTOTECH RESEARCH, INC		Tempe	130		130				
QUADRI CORPORATION		Chandler	46			46			
QUADRI CORPORATION		Tempe	562			562			
QUALITY PRINTED CIRCUITS		Tempe	26		26				
RED RIVER SHIPPING CORP		Phoenix	26						
ROBERTSON AVIATION INC		Phoenix	13,793						
ROBERTSON AVIATION INC		Tempe	6,780	6,780					
ROBERTSON RESEARCH INC		Tempe	6,780						
ROCKFORD CORPORATION		Tempe	1,267						
ROSSUE INC		Luke Air Force Base	1,267	1,267					
ROTH-RADCLIFFE CO INC		Scottsdale	58		58				
RUDY JOHN B CO INC		Luke Air Force Base	65	65					
RURAL ELECTRIC INC		Phoenix	32		32				
S E C O SOUTH INC		Phoenix	27			27			
SALT RIVER PROJECT		Litchfield Park	760	760					
SAN LUIS SALES		Williams AFB	760						
SANDERS ASSOCIATES INC		Phoenix	2,644			2,644			34
SCHAEVITZ SENSING SYS INC		Phoenix	34						
SCHAEVITZ SENSING SYS INC		Tempe	47			47			
SCHWEBER ELECTRONICS CORP		Phoenix	60	60					
SCIENTIFIC-ATLANTA INC		Phoenix	36						36
SELECT PHOTOGRAPHIC ENGINEERIN		Phoenix	68-						68-
SERVICE & SALES INC		Glendale	110						
SHAMROCK FOODS COMPANY		Tempe	705		34	110			
SHORROCK ELECTRONICS SYS		Phoenix	48		48	417			254
SIEMENS CORPORATION		Phoenix	2,038	2,038					
SIEMENS CORPORATION		Phoenix	26						

PRIME CONTRACT AWARDS BY STATE, COUNTY, CONTRACTOR, AND PLACE
 FISCAL YEAR 1988 (OCT - SEP)
 Arizona

COUNTY NAME/ CONTRACTOR NAME	LOCATION NAME	DOD TOTAL	ARMY	NAVY	AIR FORCE	DLA	OCE	ODA
Maricopa								
SIEMENS CORPORATION	Tempe	113			113			
SIMULA INC	Phoenix	5,449			700			
SINGER COMPANY THE	Luke Air Force Base	4,994	3,078	1,671	4,994			
SINGER COMPANY THE	Williams AFB	3,688			3,688			
SMALL BUS HIGH TECHNOLOGY INST	Phoenix	96	96					300
SMS DATA PRODUCTS GROUP INC	Phoenix	578			578			
SOUTHWEST GAS CORPORATION	Luke Air Force Base	457			457			
SOUTHWEST GAS CORPORATION	Williams AFB	42			42			
SOUTHWEST HAZARD CONTROL INC	Williams AFB	20,920	784		17,740	126		2,270
SPACE DATA CORPORATION	Tempe	344	120		224			
SPACECRAFT PRODUCTS INC	Tempe	151			151			
SPACESAVER CORP	Phoenix	526			272			
SPERRY CORPORATION	Phoenix	237	254		237			
SPRING STREET FOUNDATION INC	Williams AFB	40			40			
STAEFA CONTROL SYSTEM, INC	Luke Air Force Base	29			29			
STALLION EQUIP	Luke Air Force Base	34			34			
STERIS LABORATORIES INC	Glendale	32			32			
STERLING MANUFACTURING INC	Phoenix	35			35			
STURMAN ENTERPRISES	Phoenix	997	997					
SUBLETTE ELECTRIC INC	Williams AFB	169	30		139			
SUN EAGLE CORP	Luke Air Force Base	2,958	2,958					
SUN EAGLE CORP	Williams AFB	1,428			1,428			
SUN LAND BEEF COMPANY	Tolleson	45			45			
SUN SVCS LIQUID WASTE REMOVAL	Williams AFB	113			113			
SUNDSTRAND CORPORATION	Phoenix	31,562	19,948	448	11,166			
TALLEY DEFENSE SYSTEMS INC	Mesa	3,335	2,855	480				
TALLEY INDUSTRIES INC	Mesa	2,152			2,152			
TAYLOR GROUP INC	Williams AFB	2,203			2,203			
TECHNICAL SUPPORT SERVICE INC	Williams AFB	34			34			
TECHNIPEX MALL	Luke Air Force Base	47			47			
TELE-SENTRY SECURITY INC	Luke Air Force Base	36			36			
TELEONICS INC	Mesa	89			89			
THOMPSON RECRUITMENT ADVG	Phoenix	3,601			1,863	140		
TIERNAY TURBINES INC	Phoenix	42	1,598		45			
TOTAL ASSETS PROTECTION INC	Williams AFB	45	42					
TOTAL MAINTENANCE INC	Williams AFB	2,370	2,370					
TOTEM CONSTRUCTION COMPANY	Luke Air Force Base	27			27			
TOWNSCO CONTRACTING COMPANY	Williams AFB	178			178			
TPI ENTERPRISES INC	Williams AFB	812			744			
UNIDYNAMICS CORPORATION	Phoenix	300	30	38	300			
UNIVERSAL PROPULSION COMPANY	Glendale	11,278		8,657	2,532	89		
UNIVERSITY OF ARIZONA	Phoenix	177		77	100			
UNIVERSITY OF DAYTON INC	Tempe	2,444			2,444			
VALCO CONSTRUCTION CO INC	Williams AFB	40	156		40			
VALENTEC INTERNATIONAL CORP	Williams AFB	156	102		156			
VENTURE MFG CO	Mesa	102			102			

PRIME CONTRACT AWARDS BY STATE, COUNTY, CONTRACTOR, AND PLACE
 FISCAL YEAR 1988 (OCT - SEP)
 Arizona

CONTRACTOR NAME	LOCATION NAME	DOD TOTAL	ARMY	NAVY	AIR FORCE	DLA	OCE	ODA
(DOLLARS IN THOUSANDS)								
Maricopa								
VROOMAN CONSTRUCTION CO	Luke Air Force Base	180	180					
W & G MACHINE CO INC	Mesa	30	30					
W & O SUPPLY INC	Chandler	33						
WALBAR INC	Tempe	832	832	33				
WORLDWIDE BUSINESS SYSTEMS	Luke Air Force Base	48			48			
WORMALD US INC	Williams AFB	56			56			
WRIGHT LINE INC	Scottsdale	26			26			
XACTON	Phoenix	50			50			
XEROX CORPORATION	Phoenix	200	200					
XEROX CORPORATION	Williams AFB	40			40			
YOUNGS MFG INC	Wickenburg	53	53					
ZENITH ELECTRONICS CORPORATION	Phoenix	119	119					
ZIEMER & ASSOCIATES	Phoenix	166	166					
TOTAL - Maricopa	Tempe	1,384,233	893,068	242,288	213,068	31,082	921	3,806
Mohave								
GK TECHNOLOGIES INCORPORATED	Kingman	975				975		
MCDONNELL DOUGLAS TRAINING SYS	Davis Dam	260	33		260			
SOUTHERN TECHNOLOGIES	Colorado City	33	33			975		
TOTAL - Mohave		1,268						
Navajo								
DWL ARCHITECTS-PLANNERS INC	Holbrook	50			50			
HOPi ELECTRONICS INC	Polacca	31			31			
STATISTICAL RESEARCH	Holbrook	35					35	
VILLAGE HOMES	Holbrook	349	349					
TOTAL - Navajo		465	349		81			35
Pima								
ACORN ASSOCIATES ARCH LTD	Davis-Monthan AFB	28	28					
ADAK COMMUNICATION SYSTEMS	Tucson	113			113			
AGM CONTAINER CONTROLS INC	Tucson	42				42		
AIRTRONICS	Tucson	147				147		
ALLIED CONSTRUCTION INC	Davis-Monthan AFB	802			802			
ALLIED SIGNAL AEROSPACE CO	Tucson	2,457			1,690			
ALLIED SIGNAL INC	Tucson	2,432	739	767	1,515	149		
AM INTERNATIONAL INC	Davis-Monthan AFB	28		29	28			
AMERICORP INC	Marana	39	39					
ARIZONA DESIGN AND DRAFTING	Tucson	112						
ATLANTIC SCIENTIFIC CORP	Tucson	32	112					
B G & R ARCHITECTS-ENGINEERS	Davis-Monthan AFB	91			91			
B H CONSTRUCTION	Davis-Monthan AFB	29			29			
BATTELLE MEMORIAL INSTITUTE	Tucson	56	56					
BELL INDUSTRIES INC	Tucson	3,020						
BENSON & GERDIN INC	Davis-Monthan AFB	108	108					
BEST PAVING INC	Davis-Monthan AFB	64			64			
BLANTON ARCHITECTS ENGINEERS	Davis-Monthan AFB	26	26					
		3,020	3,020			3,020		

PRIME CONTRACT AWARDS BY STATE, COUNTY, CONTRACTOR, AND PLACE
 FISCAL YEAR 1988 (OCT - SEP)
 Arizona

COUNTY NAME/ CONTRACTOR NAME	LOCATION NAME	DOD TOTAL	ARMY	NAVY	AIR FORCE	DLA	OCE	ODA
Pima	BURR-BROWN CORPORATION	642				642		
	C N W C-ARCHITECTS	377	377					
	CARNES CONSTRUCTION, INC	872	872					
	CASA GRANDE RADIOLOGY	1,149	1,149					
	CHANEY BUILDING CO INC	235	28		238			
	COMBUSTION ENGINEERING INC	797	797		207			
	COMMERCIAL CONTRACTORS OF NEB	524			524			
	CROTHALL AMERICAN INC	289	289		289			
	CWC-HDR INC	109	109					
	DARLING R E CO INC	92	92	856	105	59		
	DAYS CLEANING SERVICE INC	1,112			261			
	DIVERSIFIED CONTRACT SERVICES	522			522			
	DURAZO CONSTRUCTION INC	155			155			
	DURODYNE INC	4,540	1,594		1,998	948		
	ENGINEERED AIR COMPANY INC	39			39			
	ENGINEERING & RESEARCH ASSOC	51				51		
	F N F CONSTRUCTION INC	34	34					
	FAST FAB ERECTORS	45			45			
	FEDSERV INDUSTRIES INC	96			96			
	HAYER NUNN	734	734					
	HAYER NUNN	80	80					
	HEWLETT-PACKARD	39	39					
	HEWLETT-PACKARD COMPANY	87	87					
	HOWARD NDLES TAMMEN BERGENDOFF	87	87					
	HUGHES AIRCRAFT COMPANY	135,605	135,605	162,252	713,547			
	HUNTINGTON CONSTRUCTION INC	29	29					
	HUNTINGTON CONSTRUCTION INC	170	170					
	INTERNATIONAL BUS MCHS CORP	55						
	INTERNATIONAL TECHNOLOGY CORP	441			441			
	ISRAEL MILITARY INDUSTRIES	127			127			
	K-SON CONSTRUCTORS	27	27					
	K-SON CONSTRUCTORS	27						
	LAI PROPERTIES INC	630			630			
	LAMBERT RICHARD E LTD	189			189			
	LLOYD CONSTRUCTION COMPANY	5,272	5,272					
	LOCKARD WENDELL CONSTRUCTION	72	72					
	LOCKARD WENDELL CONSTRUCTION	2,478	2,478					
	LOCKHEED SUPPORT SYSTEMS INC	51			51			
	MADISON SERVICES INC	772			772			
	MARINE INSTRUMENT CO	408						
	MARMAC	249	249	375		33		
	MARTINICK DR STEVEN	74	74					
	MATERIAL & ELECTROCHEMICAL	151	51	50	50			
	MAYA CONSTRUCTION COMPANY	7,920	5,818		2,102			
	MAYA CONSTRUCTION COMPANY	70	70					
	MODULAIRE INDUSTRIES	37			37			
	MONTGOMERY J M CONSULT ENGRS	68	68					

PRIME CONTRACT AWARDS BY STATE, COUNTY, CONTRACTOR, AND PLACE
 FISCAL YEAR 1988 (OCT - SEP)
 Arizona

COUNTY NAME/ CONTRACTOR NAME	LOCATION NAME	DOD TOTAL	ARMY	NAVY	AIR FORCE	DLA	OCE	ODA
Pima								
MORROW PAUL COMPANY OF ARIZ	Tucson	1,386		1,386				
NORTH STAR NAVIGATION SYSTEMS	Tucson	31				31		
NORTHWEST CONSTRUCTION	Davis-Monthan AFB	2,877			2,877			
OMEGA ONE COMPANY INC	Davis-Monthan AFB	165			165			
OROZCO INDUSTRIAL INC	Davis-Monthan AFB	321			321			
P F CONSTRUCTION	Tucson	113			113			
PAPAGO POWER INCORPORATED	Davis-Monthan AFB	318			318			
PAVEX CORP	Davis-Monthan AFB	122			122			
PEARSON MICHAEL W DRILLING	Tucson	46					46	
PERIODATION SYSTEMS INC	Tucson	54					54	
PERSON-SYSTEM INTGRATION LTD	Tucson	1,473		1,473				
PHP HEALTHCARE CORPORATION	Tucson	120			120			
PKG SYSTEMS INC	Tucson	554			554			
PROJECTS UNLIMITED INC	Davis-Monthan AFB	235	235					
PROTEIN TECHNOLOGIES INC	Tucson	63	63					
R J O ENTERPRISES INC	Tucson	115	115					
SCIENCE APPLICATIONS INTL CORP	Tucson	4,440	426		4,014			
SEARLS REFRIGERATION CORP	Davis-Monthan AFB	297			297			
SMITH CLYDE M GENERAL CONTG	Tucson	244	244					
SOL TELECOMMUNICATION SERVICE	Tucson	380	380					
SOUTHWEST GAS CORPORATION	Davis-Monthan AFB	1,177			1,177			
SUBIA CORPORATION	Tucson	150	150					
SUN EAGLE CORP	Davis-Monthan AFB	1,199	1,199					
TELOS CORPORATION	Davis-Monthan AFB	186			186			
TUCSON ELECTRIC POWER COMPANY	Davis-Monthan AFB	4,189			4,189			
ULMER N H COMPANY INC THE	Davis-Monthan AFB	770			770			
UNION DISTRG CO OF TUCSON	Tucson	417			417			
UNIVERSITY OF ARIZONA	Tucson	7,820			7,820			
VALCO CONSTRUCTION CO INC	Davis-Monthan AFB	39	39		3,963			103
WISNER CORP	Davis-Monthan AFB	198			198			
WYKO CORP	Tucson	312			110			
TOTAL - Pima		1,082,649	160,575	170,398	745,879	5,539	155	103
Pinal								
ALLIED SIGNAL AEROSPACE CO	Maricopa	142				142		
ARCHITECTURAL ALLIANCE SOUTHW	Florence	61						
ARIZONA WEST CONTRACTING	Florence	1,339	61					
CONSOLIDATED CONSTRUCTION INC	Florence	2,869	1,339					
DELA TEK INC	Coolidge	69	2,869					
ENITECH ENGINEERS INCORPORATED	Maricopa	52	69					
GREENBERG M CONSTRUCTION	Florence	60	52					
HAAS CONST CO	Florence	502	502					60
HXCEL CORPORATION	Casa Grande	144			144			
LLOYD CONSTRUCTION COMPANY	Pinal	551	551					
MAYA CONSTRUCTION COMPANY	Maricopa	14,846						14,846
PILICE CONST INC	Maricopa	800						800
TOTAL - Pinal		21,435	5,443		144	142		15,706

PRIME CONTRACT AWARDS BY STATE, COUNTY, CONTRACTOR, AND PLACE
 FISCAL YEAR 1988 (OCT - SEP)
 Arizona

COUNTY NAME/ CONTRACTOR NAME	LOCATION NAME	DOD TOTAL	ARMY	NAVY	AIR FORCE	DLA	OCE	ODA
(DOLLARS IN THOUSANDS)								
Santa Cruz	Nogales	75				75		
DISPOSABLE MEDICAL PRODUCTS	Nogales	130	130					
GILLMAN CHARLES E COMPANY		130	130					
TOTAL - Santa Cruz		205						
Yavapai	Prescott	898				898		
COLBY - JUSTIN CORPORATION	Prescott	156			156			
EMERY-RIDDLE AERONAUTICAL UNIV	Cottonwood	196			196			
GRIFFITH ENTERPRISES INC	Black Canyon City	156		156				
MAROTTA SCIENTIFIC CONTROLS		156		156				
TOTAL - Yavapai		1,406			352	898		
Yuma	Yuma Proving Ground	39	39					
AMERICAN STANDARD INC	Yuma Proving Ground	50	50					
ARIZONA ASBESTOS REMOVAL	Yuma	94		94				
BAGDASARIAN ENTERPRISES	Yuma MCAS	45		45				
BAGDASARIAN ENTERPRISES	Yuma	30		30				
BECHTEL POWER CORPORATION	Yuma	30						
BELLSOUTH GOVERNMENT SYSTEMS INC	Yuma Proving Ground	3,629	3,629					
BENSON & GERDIN INC	Yuma Proving Ground	366	366					
BROWN TANK & STEEL	Yuma Proving Ground	212	212					
C CONSTRUCTION CO INC	Yuma	71		71				
C N W ARCHITECTS	Yuma	53		53				
CONTROL LINE INC	Yuma MCAS	30		30				
CONWELL-MARSHALL & ASSOCIATES	Yuma	207		207				
CORELLA ELECTRIC INC	Yuma Proving Ground	61	61					
DAMES & MOORE	Yuma	299		299				
DENNIS CONSTRUCTION CO INC	Yuma	1,205		1,205				
DENNIS CONSTRUCTION CO INC	Yuma MCAS	84		84				
DIVERSIFIED CONTRACT SERVICES	Yuma	119		119				
DIVERSIFIED CONTRACT SERVICES	Yuma Proving Ground	52	52					
ECKROSE GREEN ASSOCIATES INC	Yuma	60		60				
ELIA ELECTRONICS	Yuma	30		30				
ENTECH ENGINEERS INCORPORATED	Yuma	39	39					
FACILITIES SYSTEMS ENGINEERING	Yuma	126		126				
FULLER & D ALBERT INC	Yuma	34		34				
G R SPENCER CONSTR CO INC	Yuma Proving Ground	195	195					
GETTER GUSTAV ASSOCIATES INC	Yuma	181		181				
HAZARDOUS WASTE CONSULTANTS	Yuma Proving Ground	47	47					
HAZLETT AC & HTG CO	Yuma MCAS	411		411				
HOLBEN MARTIN MEZA CONSLT ENGR	Yuma	49		49				
HUNTER SAUCERMAN CONSTRUCTION	Yuma	135		135				
INCA CONSTRUCTING CO	Yuma Proving Ground	119	119					
INSTRUMENTS AND CONTROL SVS	Yuma Proving Ground	93	93					
J & J MAINTENANCE INC	Yuma MCAS	422		422				
KAY & ASSOCIATES INC	Yuma MCAS	41		41				
KROMMHOEK MCKEOWN ASSOCIATES	Yuma	121		121				
LAWS L W CONSTRUCTION INC	Yuma MCAS	53		53				

PRIME CONTRACT AWARDS BY STATE, COUNTY, CONTRACTOR, AND PLACE
 FISCAL YEAR 1988 (OCT - SEP)
 Arizona

COUNTY NAME/ CONTRACTOR NAME	LOCATION NAME	DOD TOTAL	ARMY	NAVY	AIR FORCE	DLA	OCE	ODA
Yuma	MAC H B INC	30		30				
	MATHEWS KESSLER & ASSOCIATES	27		27				
	MAXWELL LABORATORIES INC	34-	34-					
	MAYA CONSTRUCTION COMPANY	2,391		2,391		57		
	MAYTAG AIRCRAFT CORPORATION	57						
	MICHIGAN JOINT SEALING INC	511		511				
	MID EAST SERVICES INC	478		478				
	MILLER WARD D WHL DISTRG CO	441				441		
	NASLAND ENGINEERING	184	184					
	NICKLAUS ENGINEERING INC	218		218				
	NICKLAUS ENGINEERING INC	36	36					
	NU-WAY FIRE PROTECTION INC	40	40					
	PERSON-SYSTEM INTEGRATION LTD	521		521				
	PETROLEUM TANK SERVICE INC	33	33					
	PHILLIPS NATIONAL INC	313		313				
	PHILLIPS NATIONAL INC	358		358				
	R L S CONSTR & EXCAVATION	158	158					
	RIEBE N J ENTERPRISES INC	1,575		1,575				
	RIEBE N J ENTERPRISES INC	186		186				
	SCHRADER ARCHITECTS	117	117					
	STONE GARRY INC	1,477		1,477				
	SUNBELT ELECTRICAL COMPANY	130	130					
	SWAGER COMMUNICATIONS DEL	69	69					
	TRADEMARK CONSTRUCTION CO INC	82		82				
	U S GENERAL INC	852	852					
	UNITED STATES POLLUTION CTRL	137				137		
	VAN BUUREN ASSOCIATES	75-		75-				
	WESTEMP DISTRIBUTING INC	29	29					
	ZILLGENS HERMAN ASSOCIATES	143	143					
	TOTAL - Yuma	19,286	6,659	11,992		635		
TOTAL - Arizona		2,652,075	1,206,019	425,582	959,902	39,665	16,965	3,942

PRIME CONTRACT AWARDS BY STATE, COUNTY, CONTRACTOR, AND PLACE
 FISCAL YEAR 1988 (OCT - SEP)
 Arkansas

		(DOLLARS IN THOUSANDS)						
COUNTY NAME/ CONTRACTOR NAME	LOCATION NAME	DOD TOTAL	ARMY	NAVY	ATR FORCE	DLA	OCE	ODA
Arkansas								
G B S CORP	Arkansas	700					700	
MID-SOUTH DREDGING INC	Arkansas	147					147	
PENIZIEN INC	Arkansas	692					692	
RIVER EQUIPMENT COMPANY INC	Arkansas	390					390	
SCHLEDER DENNIS CONTRACTOR	Arkansas	32					32	
TOTAL - Arkansas		1,961					1,961	
Ashley								
GEORGIA-PACIFIC CORPORATION	Crossett	35				35	174	
IDEAL LUMBER COMPANY INC	Crossett	174					34	
TOWNSHIP BUILDERS INC	Crossett	34					208	
TOTAL - Ashley		243				35		
Baxter								
ARCHEOLOGICAL ASSESSMENTS	Norfolk	40					40	
B & L CONSTRUCTION CO	Cotter	227					227	
B & L CONSTRUCTION CO	Baxter	72					72	
BAXTER COUNTY	Mountain Home	38					38	
CLARK ROBERT E	Mountain Home	28					28	
HENLEY CONSTRUCTION INC	Norfolk	52					52	
R L H INC	Mountain Home	59					59	
WALTER H MELVIN PAINT CO	Baxter	31					31	
WILLIAMSON SON JANITORIAL SV	Mountain Home	58					58	
TOTAL - Baxter		605					605	
Benton								
ALLEN CANNING COMPANY	Springdale	1,304				1,304	38	
BENTON COUNTY OF	Bentonville	38						
BRINTEC SYSTEMS CORPORATION	Siloam Springs	430				430		
CLARKE INDUSTRIES INC	Springdale	39						
CRAFTON TULL SPANN & YOE	Rogers	413		39			413	
DISCOUNT MACHINERY & EQUIPMENT	Rogers	93				93		
GALANIDES HOLDING CORP	Springdale	49				49		
HECKATHORN CONSTRUCTION CO	Rogers	69					69	
HUDSON FOODS INC	Rogers	34				34		
PEL-FREEZ RABBIT MEAT INC	Rogers	313				313		
PIERCE KURT A	Rogers	29					29	
ROUNDS SANITATION ENGRG	Benton	52					52	
SANDLER L M & SONS INC	Siloam Springs	146				146		
SCHAEFFER-WELCO CONST	Rogers	226					226	
SIMMONS INDUSTRIES INC	Siloam Springs	1,759				1,759		
T K I, INC	Springdale	3,219					3,219	
TYSON FOODS INC	Springdale	1,305				1,305		
TOTAL - Benton		9,518		39		5,433	827	
Boone								
WILLARD COMPANY THE	Harrison	4,317					4,317	
TOTAL - Boone		4,317						

PRIME CONTRACT AWARDS BY STATE, COUNTY, CONTRACTOR, AND PLACE
FISCAL YEAR 1988 (OCT - SEP)
Arkansas

COUNTY NAME/ CONTRACTOR NAME		LOCATION NAME	DOD TOTAL	ARMY	NAVY	ATR FORCE	DLA	OCE	ODA
(DOLLARS IN THOUSANDS)									
Calhoun	GENERAL DYNAMICS CORPORATION	East Camden	142,100		142,100				
	HITECH INC	East Camden	3,111	3,111					
	TRACOR MBA	East Camden	3,873	3,873					
	TOTAL - Calhoun		149,084	6,984					
Carroll	GREENRIDGE CONTRACTORS INC	Carroll	145					145	
	HUTCHENS CONSTRUCTION CO	Carroll	91					91	
	SCIPAR INCORPORATED	Carroll	1,000					1,000	
	TOTAL - Carroll		1,236					1,236	
Chicot	DESIGN & CONSTRUCTION ASSOC	Lake Village	250					250	
	FORD CONTRACTING CORPORATION	Lake Village	900					900	
	SHILOH CONTRACTORS, INC	Lake Village	844					844	
	SUPERIOR SURGICAL MFG CO INC	Eudora	903			903			
	TOTAL - Chicot		2,897			903		1,994	
Clark	ALLIED SIGNAL AFROSPACE CO	Hollywood	93					93	
	BUCKEYE-PACIFIC CORPORATION	Gurdon	41					41	
	MUETH LUMBER & PLYWOOD CO	Gurdon	32					32	
	OJACHITA BAPTIST UNIVERSITY	Arkadelphia	189	70				119	
	WEAVER-BAILEY CONTRACTORS INC	Arkadelphia	200					200	
	TOTAL - Clark		555	70		166		319	
Clay	CROCKETT OIL CO	Rector	245-					245-	
	TOTAL - Clay		245-					245-	
Cleburne	ARKANSAS COLLEGE	Heber Springs	50					50	
	BEST ENTERPRISES INC	Heber Springs	27					27	
	CLEBURNE COUNTY	Heber Springs	59					59	
	FAIRFIELD COMMUNITIES INC	Heber Springs	45					45	
	FRASER, RICHARD CONTRACTOR	Greers Ferry	58					58	
	HESSLING, E. CONSTRUCTION CO	Heber Springs	221					221	
	MEDFORD HEBEL CONTRACTING	Heber Springs	123					123	
	MORGAN WAYNE	Heber Springs	47					47	
	PATRON CHARLES	Heber Springs	30					30	
	RIVER CITY MECHANICAL INC	Heber Springs	106					106	
	T & T MATERIALS INC	Heber Springs	94					94	
	TOTAL - Cleburne	Cleburne	860					860	
Cleveland	WHELAN, R H CO	Hebron	116					116	
	TOTAL - Cleveland		116					116	

PRIME CONTRACT AWARDS BY STATE COUNTY, CONTRACTOR, AND PLACE
 FISCAL YEAR 1988 (OCT - SEP)
 Arkansas

COUNTY NAME/ CONTRACTOR NAME		LOCATION NAME	DOD TOTAL	ARMY	NAVY	ATR FORCE	DLA	OCE	ODA
(DOLLARS IN THOUSANDS)									
Columbia	ABILITIES UNLIMITED INC	Magnolia	3,004	2,277	4,568	8,828	3,004		
	AMERICAN FUEL CELL CTD FABRICS	Magnolia	16,413	2,277	4,568	8,828	740		
	TOTAL - Columbia		19,417	2,277	4,568	8,828	3,744		
Conway	ARGO INTERNATIONAL CORPORATION	Cypress Valley	251	48	251		67		
	SOUND CRAFT SYSTEMS INC	Morrilton	115	48	251		67		
	TOTAL - Conway		366	48	251		67		
Craighead	MATERIAL FLOW STORAGE SYSTEMS	Jonesboro	30	30					
	TOTAL - Craighead		30	30					
Crawford	APTEC COMPUTER SYSTEMS INC	Rena	38			38			
	MULBERRY LUMBER COMPANY	Mulberry	162				162		
	TOTAL - Crawford		200			38	162		
Crittenden	COUNTY OF CRITTENDEN	Earle	32					32	
	ENVIRONMENTAL SCIENCE & ENGRG	Edmondson	500					500	
	GREGORY JACKSON CNSTR CO	Turrell	396					396	
	TOTAL - Crittenden		928					928	
Cross	CAMBRIDGE-LEE INDUSTRIES INC	Wynne	493				493		
	MUNRO & COMPANY INC	Wynne	26,786				26,786		
	TOTAL - Cross		27,279				27,279		
Dallas	INDUSTRIAL COMPONENTS CORP	Fordyce	236				236		
	TOTAL - Dallas		236				236		
Desha	EXCAVATORS INC	McGehee	304					304	
	GREGORY JACKSON CNSTR CO	McGehee	596					596	
	KANSAS FOOD PACKERS INC	Arkansas City	52	52					
	MC ALISTER CONSTRUCTION CO	Arkansas City	856					856	
	MILLAR CONTR & ENGRS INC	Desha	70					70	
	MOBLEY CONTRACTORS INC	McGehee	10					10	
	PATTON-TULLY TRANSP CO	Knowlton	2,200					2,200	
	TMI INC	McGehee	199					199	
	TOTAL - Desha		4,287	52				4,235	
Drew	MONARK BOAT COMPANY	Monticello	3,964					3,938	26
	TOTAL - Drew		3,964					3,938	26

PRIME CONTRACT AWARDS BY STATE, COUNTY, CONTRACTOR, AND PLACE
FISCAL YEAR 1988 (OCT - SEP)
Arkansas

COUNTY NAME/ CONTRACTOR NAME		LOCATION NAME	DOD TOTAL	ARMY	NAVY	AIR FORCE	DLA	OCE	ODA
(DOLLARS IN THOUSANDS)									
Faulkner	JACKSON WILLIAM RAY	Conway	80					80	
	QUIGAR ELECTRIC INC	Conway	28	28			150		
	VIRCO MFG CORPORATION	Conway	258	28			150	80	
	TOTAL - Faulkner								
Franklin	ARKANSAS OKLAHOMA GAS CORP	Fort Chaffee	415	415					
	BDM CORPORATION	Fort Chaffee	3,515	3,515					
	CRAWFORD CONSTRUCTION CO INC	Fort Chaffee	81	81					
	EVANS ROY G	Ozark	49					49	
	GOBBELL HAYS PICKERING INC	Fort Chaffee	414	414					
	JAC MANAGEMENT INC	Fort Chaffee	769	769					
	MIDLAND DEVELOPMENT INC	Fort Chaffee	878	878					
	MILHOLLAND COMPANY	Ozark	103					103	
	PLASTRONIC PACKAGING CORP	Ozark	41	41					
	PORTA-JOHN CORPORATION	Fort Chaffee	30	30					
	POWER LIFT NORTH INC	Fort Chaffee	57	57					
	R & R OIL CO	Fort Chaffee	514				514		
	SOUTER CONSTRUCTION CO INC	Fort Chaffee	502				514		502
	TOTAL - Franklin	Ozark	7,368	6,200				502	654
Fulton	THOMASVILLE FURNITURE INDS	Sturkie	25	25					
	TOTAL - Fulton								
Garland	AIRBORNE SUPPLY INC	Hot Springs	82			30			
	AIRBORNE SUPPLY INC	Hot Springs	1,374	1,273		101	52		
	ARKANSAS PRECISION HYDRAULICS	Hot Springs	1,758	1,714					
	B & F ENGINEERING INC	Hot Springs	35	35					
	BISHOP AVIATION INC	Hot Springs	34						
	CHEM-FAB CORPORATION	Hot Springs	693	74		619	34		
	CHEM-FAB CORPORATION	Hot Springs	2,660	2,354		306			
	CHEM-FAB CORPORATION	Hot Springs	48			48			
	D & H CONSTRUCTION CO INC	Hot Springs	115						
	DAVIS OIL CO INC	Mountain Pine	102				102		
	INFORMATION RESEARCH LAB	Hot Springs	95	95					
	METAL FAB	Mountain Pine	29			29			
	PRECISION METAL FAB INC	Hot Springs	29			29			
	PRECISION ROOFING & SUPPLY INC	Hot Springs	90	90					
	TOTAL - Garland	Hot Springs Village	6,144	4,635		1,162	188	115	
Hempstead	LYNNBROOKS MOWING CONTRACTORS	Hempstead	70						70
	MILITARY AIRCRAFT SALES INC	Spring Hill	88	88			42		
	UNITED SALES INC	Hope	42				42		
	TOTAL - Hempstead		200	88				70	

PRIME CONTRACT AWARDS BY STATE, COUNTY, CONTRACTOR, AND PLACE
FISCAL YEAR 1988 (OCT - SEP)
Arkansas

COUNTY NAME/ CONTRACTOR NAME		LOCATION NAME	DOD TOTAL	ARMY	NAVY	FOR FORCE	DLA	OCE	ODA
(DOLLARS IN THOUSANDS)									
Howard	ARCHAEOLOGICAL ASSESSMENTS	Nashville	40						40
	MUSE BILLY E	Dierks	27						27
	PERRITT & VICKERS INC	Howard	76						76
	RILEY PAVING CO	Howard	71						71
	TOTAL - Howard		214						214
Jefferson	A G ELECTRIC & GUAJARDO CNSTR	Pine Bluff Arsenal	54	54					
	A T & T INFORMATION SYSTEMS	Pine Bluff Arsenal	128	128					
	ALESSI N P INC	Pine Bluff Arsenal	29	29					
	AMERICAN COASTAL DREDGING	Pine Bluff Arsenal	285						285
	ARKANSAS PWR & LIGHT COMPANY	Pine Bluff Arsenal	1,959	1,959					
	ARKLA INC	Pine Bluff Arsenal	2,899	2,899					
	ATKINSON CONTRACTING CO	Pine Bluff Arsenal	32	32					
	B&M CONSTR CO INC	Pine Bluff Arsenal	99	99					
	BATTELLE DEVELOPMENT CORP	Pine Bluff Arsenal	384	384					
	BRADSHAW CLARK CORP	Pine Bluff Arsenal	375	375					
	BUILDING & ENGRG SVCS INC	Pine Bluff Arsenal	151						151
	BURNS & ROE ENTERPRISES INC	Jefferson	29,928	29,928					
	C W R CONSTRUCTION INC	Pine Bluff Arsenal	1,862	1,862					
	C-E OPNS & MAINT SVCS INC	Pine Bluff Arsenal	2,959	2,959					
	CAMPBELL DESIGN GROUP INC	Pine Bluff Arsenal	44	44					
	CARTER & BURGESS INC	Pine Bluff Arsenal	287	287					
	CARTER CONSTRUCTION COMPANY	Pine Bluff Arsenal	648						648
	CHAMBERLAIN MANUFACTURING CORP	Pine Bluff Arsenal	45	45					
	CHEROKEE CONSTRUCTION CO	Pine Bluff Arsenal	41	41					
	COMBUSTION ENGINEERING INC	Pine Bluff Arsenal	53,852	53,852					
	CONYEARS & CO	Pine Bluff Arsenal	35	35					
	CREATIVE LANDSCAPE INC	Pine Bluff Arsenal	49	49					
	DAVCO	Pine Bluff Arsenal	30	30					
	DIVERSIFIED PLUMBING & GEN	Pine Bluff Arsenal	48	48					
	DYNATERIA INC	Pine Bluff Arsenal	25	25					
	ENGINEERING-SCIENCE INC	Pine Bluff Arsenal	565	565					
	FLORIDA DRUP. DELTA COMPANY INC	Pine Bluff Arsenal	87			87			
	FOLK CONSTRUCTION CONTRACTORS	Pine Bluff Arsenal	446						446
	G&K MECHANICAL CONTRACTORS	Pine Bluff Arsenal	121	121					
	GOODWIN LIGHTNING PROTECTION	Pine Bluff Arsenal	54	54					
	GRANDVILLE PAINTING & CONSTR	Pine Bluff Arsenal	117	117					
	GRAVES N M & SON INC	Jefferson	47						47
	GUAJARDO PLBG HTG & GEN CONTRS	Pine Bluff Arsenal	97	97					
	HALIFAX ENGINEERING INC	Pine Bluff Arsenal	28	28					
	HALL KNOXIE & SONS CNSTR CO	Pine Bluff Arsenal	52	52					
	HOLLAND INC	Pine Bluff Arsenal	100						100
	LUCO CONSTRUCTION COMPANY	Pine Bluff Arsenal	33	33					
	M P G ENTERPRISES INC	Pine Bluff Arsenal	78						78
	MCCARTHER ENTERPRISES INC	Pine Bluff Arsenal	880	880					
	MID-SOUTH DREDGING INC	Pine Bluff Arsenal	921						921

PRIME CONTRACT AWARDS BY STATE, COUNTY, CONTRACTOR, AND PLACE
FISCAL YEAR 1988 (OCT - SEP)
Arkansas

COUNTY NAME/ CONTRACTOR NAME		LOCATION NAME	DOD TOTAL	ARMY	NAVY	ATR FORCE	DLA	OCE	ODA
---(DOLLARS IN THOUSANDS)---									
Jefferson									
	PENN-FIELD INDUSTRIES INC	Pine Bluff Arsenal	30-	30-					
	PIERCE BROTHERS APPLIANCE	Pine Bluff Arsenal	37	37					
	PILLAR CONSTRUCTION	Pine Bluff Arsenal	37	37					
	PRICE WATERHOUSE	Pine Bluff Arsenal	54	54					
	RAZORBACK INTERNATIONAL INC	Pine Bluff Arsenal	49	49					
	RICHARDSON ENTERPRISES INC	Pine Bluff Arsenal	583	583					
	RIVER EQUIPMENT COMPANY INC	Pine Bluff Arsenal	107					107	
	SOUTHERN CONSTRUCTION CO INC	Pine Bluff Arsenal	579					579	
	SOUTHERN CO OF N L R INC	Pine Bluff Arsenal	61	61					
	TBG INC	Pine Bluff Arsenal	35	35					
	TELOS CORPORATION	Pine Bluff Arsenal	63	63					
	TRINITY CONSULTANTS INC	Pine Bluff Arsenal	103	103					
	UPPER MISSOURI RIVER CORP	Pine Bluff Arsenal	103						
	WATERS MATT C CO INC	Pine Bluff Arsenal	1,015					1,015	
	WEST AND ASSOCIATES INC	Pine Bluff Arsenal	86	86					
	WHITE CONSTRUCTION CO	Jefferson	38						38
	WHITLOCK GENE	Pine Bluff Arsenal	1,010	1,010					
	WILKINS CONSTRUCTION INC	Pine Bluff Arsenal	288	288					
	WOODWARD-CLYDE CONSULTANTS	Pine Bluff Arsenal	1,786	1,786					
	YOUNG ENTERPRISES INC	Pine Bluff Arsenal	475	475					
	TOTAL - Jefferson	Pine Bluff Arsenal	1,012	1,012			87		4,415
	TOTAL - Jefferson		107,262	102,760					
Johnson									
	MUNRO & COMPANY INC	Clarksville	3,927						3,927
	TOTAL - Johnson		3,927						3,927
Lafayette									
	AMERICAN FUEL CELL CTD FABRICS	Lewisville	1,657	1,657					
	SUMMERLIN ASSOCIATES INC	Lewisville	30		30				
	TOTAL - Lafayette		1,687	1,657					
Lawrence									
	TECOLOTE RESEARCH INC	Sedgwick	85-		85-				
	VULCAN CORPORATION	Walnut Ridge	42				42		
	TOTAL - Lawrence		43-		85-		42		
Lee									
	A J JANITORIAL SERVICE	Marianna	96						96
	BALL BUILDING SUPPLY CO	Marianna	165						165
	KENNEDY BROS CONSTRUCTION INC	Marianna	71						71
	REICE CONTRACTING INC	Marianna	57						57
	ROXCO LTD	Marianna	1,085						1,085
	TOTAL - Lee		1,474						1,474
Lincoln									
	CARRIER CONSTRUCTION COMPANY	Grady	199						199
	TOTAL - Lincoln		199						199

PRIME CONTRACT AWARDS BY STATE, COUNTY, CONTRACTOR, AND PLACE
 FISCAL YEAR 1988 (OCT - SEP)
 Arkansas

COUNTY NAME/ CONTRACTOR NAME		LOCATION NAME	DOD TOTAL	ARMY	NAVY	AIR FORCE	DLA	OCE	ODA
(DOLLARS IN THOUSANDS)									
Little River	COLES CONTRACTING SVCS	Ashdown	136					136	
	TERRA CONTRACTING COMPANY INC	Ogden	2,581					2,581	
	TOTAL - Little River		2,717					2,717	
Logan	ARKANSAS VALLEY ELECTRIC COOP	Paris	60					60	
	PILLAR CONSTRUCTION	Logan	188					188	
	TOWNSHIP BUILDERS INC	Logan	53					53	
	TOTAL - Logan		301					301	
Lonoke	BANCROFT CAP COMPANY INC	Cabot	229				229		
	PARKER SYSTEMS & CONTROL INC	Carlisle	100	100					
	TORRINGTON COMPANY THE	Geridge	25				25		
	TOTAL - Lonoke		354	100			254		
Madison	LA BARGE INC	Huntsville	578	100		478			
	ROCKWELL INTERNATIONAL CORP	Brashears	237		237				
	TOTAL - Madison		815	100		478			
Marion	ACTION MECH & ELC CONTRS	Bull Shoals	262					262	
	FBR COMPANY	Bull Shoals	75					75	
	FORSYTHE CHARLES	Marion	30					30	
	GREEN & GREEN CONS GRENAD	Bull Shoals	293					293	
	KOONTZ ELECTRIC CO INC	Marion	200					200	
	RIVER CITY PAINTING & CONSTR	Marion	43					43	
	TOTAL - Marion		903					903	
Miller	ARNOLD TRUMAN COMPANIES	Texarkana	214				214		
	B & B ELECTRIC INC	Garland	47					47	
	COOPER TIRE & RUBBER COMPANY	Texarkana	474	474					
	ROBERSON FARM EQUIPMENT OF ARK	Texarkana	48					48	
	TERRA CONTRACTING COMPANY INC	Garland	320					320	
	UNDERWOOD INDUSTRIES INC	Texarkana	28					28	
	TOTAL - Miller		1,131	474			28	415	
Mississippi	A G ELECTRIC & GUAJARDO CNSTR	Blytheville	96			96			
	ABBOTT LABORATORIES	Blytheville	47			47			
	ABBY SALES INC	Blytheville	61			61			
	ADAMS JOHN CONST CO INC	Blytheville	563	563					
	ADVANCED TRAINING SYSTEMS	Blytheville	30			30			
	ARKANSAS PWR & LIGHT COMPANY	Blytheville	2,170			2,170			
	ASSOCIATED NATURAL GAS CO INC	Blytheville	525			525			

PRIME CONTRACT AWARDS BY STATE, COUNTY, CONTRACTOR, AND PLACE
 FISCAL YEAR 1988 (OCT - SEP)
 Arkansas

COUNTY NAME/ CONTRACTOR NAME	LOCATION NAME	DOD TOTAL	ARMY	NAVY	AIR FORCE	DLA	OCE	ODA
Mississippi								
ATOMIC LANDSCAPING CO	Leachville	142					142	
BIRCH WM MASON CONTRACTOR	Blytheville	194			194			
BOND CONSTRUCTION	Leachville	93					93	
CITY ELECTRIC COMPANY INC	Blytheville	221			221			
COFFEY HAROLD CONSTRUCTION CO	Manilla	125					125	
CRAIG B H CONSTRUCTION CO INC	Blytheville	211			211			
D & H CONSTRUCTION CO INC	Blytheville	172			172			
DELTA ASPHALT OF ARK INC	Blytheville	45			45			
ECK-ADAMS CORPORATION	Osceola	29	29					
ENVIRONMNTL ASEPATIC SRVC ADMN	Osceola	192	98	48	46			
FAULTLESS CASTER CORPORATION	Blytheville	186			186			
FRICK-GALLAGHER MFG CO THE	Blytheville	83				83		
G & H PAVEMENT SEALING CO INC	Blytheville	72			72			
GEE LYNN CONSTRUCTION CO INC	Blytheville	72			72			
GILBERT MAINTENANCE SERVICE	Blytheville	1,311			1,311			
GREEN OAK NURSERY INC	Blytheville	162			162			
HARDY CONSTRUCTION CO INC	Blytheville	83			83			
HUFFMAN INC	Blytheville	80	80					
JEM DEVELOPMENT CORPORATION	Blytheville	195	195					
K INSULATION	Blytheville	84			84			
KIME PLUS INC	Blytheville	38			38			
KONICA BUSINESS MACHINES USA	Blytheville	541			541			
LUCO CONSTRUCTION COMPANY	Blytheville	46			46			
MC DOWELL JANITORIAL SERVICE	Blytheville	37			37			
MO-ARK COMMUNICATIONS ELCR CO	Blytheville	43			43			
MOTOROLA COMMUNICATIONS & ELEC	Blytheville	49			49			
NEWCOMBS REFRIGERATION	Blytheville	27			27			
NORTH LITTL RCK PLBG GEN CNTG	Blytheville	28			28			
NORTHERN TELECOM INC DEL	Blytheville	503			503			
OMEGA ONE COMPANY INC	Blytheville	180			180			
PIERCE BROTHERS APPLIANCE	Blytheville	185			185			
RAMIREZ ENTERPRISES	Blytheville	131			131			
RAMTECH MODULAR DESIGN & CNSTR	Blytheville	70			70			
RUHL JOE TRUCKING CO	Blytheville	845			845			
SMITH J V HTG & SHEETMETAL CO	Manilla	316					316	
STRACENER BROTHERS PAINTING	Blytheville	4,377	4,377					
SYBRON CORPORATION	Blytheville	93			93			
VALLEY IMPROVEMENT CO	Blytheville	26			26			
WELCH JOHN M COMPANY	Blytheville	42			42			
WHEELER CONSTRUCTION	Blytheville	281			281			
XEROX CORPORATION	Blytheville	188			188			
ZENITH ELECTRONICS CORPORATION	Blytheville	35			35			
TOTAL - Mississippi		36			36			
		15,404	5,342	48	9,255	83		676
Newton								
BROADVIEW LUMBER COMPANY INC	Vendor	25						25

PRIME CONTRACT AWARDS BY STATE, COUNTY, CONTRACTOR, AND PLACE
FISCAL YEAR 1988 (OCT - SEP)
Arkansas

COUNTY NAME/ CONTRACTOR NAME	LOCATION NAME	DOD TOTAL	ARMY	NAVY	AIR FORCE	DLA	OCE	ODA
Newton ROGERSON AIRCRAFT CORPORATION TOTAL - Newton	Marble Falls	100 125				100 125		
Ouachita ATLANTIC RESEARCH CORPORATION	Camden	30,010		30,010				
BEI ELECTRONICS INC	Camden	1,993	1,993					
BEN-CO CONSTRUCTION CO INC	Camden	1,39	39					
BERRY PETROLEUM CO	Stephens	10,340		10,340				
CARSON & ASSOCIATES INC	Camden	2,359	2,359					
DEFENSE SYSTEMS COMPANY INC	Camden	17,850	17,850					
EVANS-ST CLAIR INC	Camden	29			29			
GENERAL DYNAMICS CORPORATION	Camden	47		47				
GDEX INC	East Camden	586	586					
LTV AEROSPACE & DEFENSE CO	Camden	208,240	208,240				170	
MID-SOUTH SPECIALTIES INC	Camden	170					465	
OSAGE BRIDGE COMPANY	Camden	465					1,194	
RECE CONTRACTING INC	Camden	1,194						
STALLWORTH LUMBER COMPANY	Bearden	36				36		
TERRA CONTRACTING COMPANY INC	Camden	215					215	
TRACOR INSTRUMENTS AUSTIN INC	Camden	4,412	4,412					
TRACOR MBA	Camden	151	151					
TOTAL - Ouachita	East Camden	277,834	235,328	30,057		10,405	2,044	
Perry BENTLEY JOHN M	Perryville	37			37			
CONSOLIDATED LAND SERVICE INC	Perry	35					35	
SOUTER CONSTRUCTION CO INC	Bigelow	1,985					1,985	
TOTAL - Perry		2,057			37		2,020	
Phillips BARTON J F CONTRACTING CO	Helena	2,000					2,000	
MC ALISTER CONSTRUCTION CO	Helena	500					500	
TOTAL - Phillips		2,500					2,500	
Pike M L JAMES CONSTR CO	Murfreesboro	100					100	
TOTAL - Pike		100					100	
Poinsett ARBOR PRODUCTS	Trumann	352						125
BOND CONSTRUCTION	Marked Tree	125						500
BURLINGTON NTHRN RR COMPANY	Marked Tree	500						50
HOLLAND INC	Payneway	50						211
WEEKS CONSTRUCTION CO	Harrisburg	211						886
TOTAL - Poinsett		1,238						
Polk ASPEN AVIATION COMPANY INC	Mena	51						51

PRIME CONTRACT AWARDS BY STATE, COUNTY, CONTRACTOR, AND PLACE
 FISCAL YEAR 1988 (OCT - SEP)
 Arkansas

COUNTY NAME/ CONTRACTOR NAME	LOCATION NAME	DOD TOTAL	ARMY	NAVY	AIR FORCE	DLA	OCE	ODA
(DOLLARS IN THOUSANDS)								
Polk	MOTORS & DRIVES INC	91		91				
	TOTAL - Polk	142		142				
Pope	CARTER CONSTRUCTION COMPANY	61					61	
	CASE WILLIAM J OR SYDNEY	32					32	
	CONSOLIDATED LAND SERVICE INC	97					97	
	FIRESTONE INC	128	128					
	MID-SOUTH DREDGING INC	946					946	
	MIROFINE COMPANY	30			30			
	ORE-IDA FOODS INC	45				45		
	SOUTER CONSTRUCTION CO INC	890					890	
	TABER METALS INC	50				50		
	TANG INDUSTRIES INC	33		33				
	TAYLOR RAYMOND	76					76	
	TYSON FOODS INC	3,719				3,719		
	VALMAC INDUSTRIES INC	12,756				12,756		
	WADE MAINTENANCE CO	29					29	
	TOTAL - Pope	18,892	128	33	30	16,570	2,131	
Pulaski	A A I CORPORATION	32		32				
	A D T INC	110	110					
	A T & T TECHNOLOGIES INC	190				190		
	AE SOUTHWEST INC	35	35					
	ALESSI N P INC	312			312			
	ARKANSAS BUSINESS SYSTEMS INC	30	30					
	ARKANSAS LIGHTHOUSE FOR BLIND	1,665				1,665		
	ARKANSAS PWR & LIGHT COMPANY	4,368			4,368			
	ARVIA INC	473			473			
	ARMSTRONG RUBBER COMPANY THE	704	704					
	BALL ED CONSTRUCTION CO INC	147					147	
	BARROW MIKE ROOFING CO INC	129						
	BEI ELECTRONICS INC	225		225				
	BELCHER OIL COMPANY	348				348		
	BRADSHAW CLARK CORP	486	486					
	BRADSHAW ELECTRICAL CONTRS	25	25					
	CHANCELLOR & SON INC	174					174	
	CHEMICAL WASTE MANAGEMENT	28						28
	CROMWELL TRUEMPER	220			220			
	D & M CONSTRUCTION INC	81			81			
	DAYS INNS OF AMERICA INC	183	183					
	DIXIE GROUP INC	35			35			
	DOUGAN ASPHALT PAVING CO INC	93			93			
	ENGINEERING SERVICES INC	31						31
	ENVIRONMENTAL ASPECTIC SV	176			176			
	ENVIRONMENTAL TECHNICAL CONS	236	236					
	LITTLE ROCK	32						
	LITTLE ROCK	110						
	LITTLE ROCK	190						
	LITTLE ROCK	35						
	JACKSONVILLE	312			312			
	LITTLE ROCK	30						
	LITTLE ROCK	1,665				1,665		
	LITTLE ROCK	4,368			4,368			
	JACKSONVILLE	473			473			
	LITTLE ROCK	704						
	LITTLE ROCK	147						
	JACKSONVILLE	129						
	LITTLE ROCK	225		225				
	JACKSONVILLE	348				348		
	JACKSONVILLE	486						
	JACKSONVILLE	25						
	LITTLE ROCK	174						
	LITTLE ROCK	28						
	JACKSONVILLE	220			220			
	JACKSONVILLE	81			81			
	LITTLE ROCK	183						
	JACKSONVILLE	35			35			
	JACKSONVILLE	93			93			
	PULASKI	31						31
	JACKSONVILLE	176			176			
	LITTLE ROCK	236						

PRIME CONTRACT AWARDS BY STATE, COUNTY, CONTRACTOR, AND PLACE
 FISCAL YEAR 1988 (OCT - SEP)
 Arkansas

COUNTY NAME/ CONTRACTOR NAME	LOCATION NAME	(DOLLARS IN THOUSANDS)						
		DOD TOTAL	ARMY	NAVY	AIR FORCE	DLA	OCE	ODA
Pulaski								
ETC ENGRS INC	Little Rock	58						
F T N ASSOCIATES LTD	Little Rock	148					148	
FLYNCO INC	Jacksonville	109						
FRESHOUR CONSTRUCTION CO INC	Jacksonville	284						
GARVER & GARVER INC	Little Rock	35	35					
GENERAL ELECTRIC COMPANY	Jacksonville	488						
GRACON CORPORATION	Jacksonville	70	70					
GRACON CORPORATION	Little Rock	35	35					
H T B INC	Jacksonville	89	39					
HAMILTON ENTERPRISES INC	Jacksonville	830						
HARCO CONSTRUCTORS INC	Jacksonville	45						
HARRIS CORPORATION	Little Rock	100						
HILL & HILL CONST CO INC	Little Rock	78						
HOUSTON BUILDING SERVICE INC	Jacksonville	149						
HULMAN & COMPANY	North Little Rock	87					87	
INDUSTRIAL CONSULTING ENGINRS	Little Rock	439						
INSITUFORM MID-AMERICA INC	Jacksonville	72						
INTERSTATE AIRLINES INC	Little Rock	14,747						
JACK MORGAN CONST CO	Jacksonville	103						
JACKSONVILLE CITY OF	Jacksonville	619						
K INSULATION	Jacksonville	80						
KINCO INC	North Little Rock	201	201					
KOEHLER & SRY COMPANY INC	North Little Rock	136						136
KOONTZ ELECTRIC CO INC	Jacksonville	169						
KREAGER BUSINESS SYSTEMS INC	Little Rock	56	56					
LITTLE ROCK MECHANICAL INC	Jacksonville	28						
LOCKHEED SUPPORT SYSTEMS INC	Jacksonville	3,456						
LOWELL OBSERVATORY	Ferndale	115		115				
MC CANN BILL INC	Jacksonville	5,744						
MEDICAL DOCTOR ASSOCIATES INC	Jacksonville	52						
MID-SOUTH SPECIALTIES INC	Little Rock	35						
MIDWEST APPLIANCE INC	Jacksonville	29						
MOBLEY CONTRACTORS INC	Jacksonville	311						
MORGAN BUILDING SYSTEMS INC	Jacksonville	34						
NATIONAL DIAGNOSTIC CORP	Camp Jos T. Robinson	31	31					
NATIONAL MAINTENANCE, INC	Jacksonville	216						
ORBIT VALVE COMPANY	Little Rock	40						
PATHFINDERS SCHOOL INC	Jacksonville	396						
PROCESS & POWER INC	Little Rock	49	49					
RANKIN CONSTRUCTION CORP	Jacksonville	62						
RICHARDSON ENTERPRISES INC	North Little Rock	52	52					
RID-A-BIRD	Jacksonville	46						
RIDDICK ENGINEERING CORP	Little Rock	61	61					
RIVER EQUIPMENT COMPANY INC	Little Rock	2,070						
ROL-LIFT CORP	Little Rock	482						
SCOTT SERVICE CO INC	Jacksonville	191						
SINGER COMPANY THE	Jacksonville	150						

2,070

482

191

150

PRIME CONTRACT AWARDS BY STATE, COUNTY, CONTRACTOR, AND PLACE
 FISCAL YEAR 1988 (OCT - SEP)
 Arkansas

COUNTY NAME/ CONTRACTOR NAME	LOCATION NAME	DOD TOTAL	ARMY	NAVY	AIR FORCE	DLA	OCE	ODA
Pulaski								
SOUTER CONSTRUCTION CO INC	Pulaski	223					223	
SOUTHERN PAVERS INC	Jacksonville	191			191			
SPARKS ROSS BUILDERS, INC	Jacksonville	805			805			
STUCK ASSOCIATES INC	Little Rock	33	33					
UNIVERSITY OF ARKANSAS	Little Rock	160		160				
VERSATILE INC	Jacksonville	96			96			
WANG LABORATORIES INC	Jacksonville	36			36			
WEST AND ASSOCIATES INC	Pulaski	26					26	
WHITE CONSOLIDATED INDUSTRIES	Little Rock	31	31					
WILKINS WAYMON	Jacksonville	222			222			
WITTENBERG DELONY & DAVIDSON	Little Rock	130	130					
XEROX CORPORATION	Little Rock	64					64	
TOTAL - Pulaski		44,664	2,670	532	35,647	2,280	3,535	
Randolph								
HARVARD INDUSTRIES INC	Pocahontas	327				327		
TOTAL - Randolph		327				327		
St. Francis								
MC BRIDE B L & SON INC	Blackfish	163	174			31	163	
YALE INDUSTRIAL PRODUCTS INC	Forrest City	205	174			31	163	
TOTAL - St. Francis		368						
Saline								
NORTH AMERICAN MARINE JET INC	Benton	423		340		83		
UNITED CONVEYOR & MATER HANDL	Bryant	33	33					
TOTAL - Saline		456		340		83		
Scott								
LITTON SYSTEMS INC	Boothe	223			223			
TOTAL - Scott		223						
Sebastian								
CARSON & ASSOCIATES INC	Fort Chaffee	251	251					
COMSTOCK COMMUNICATIONS INC	Fort Chaffee	3,072	3,072					
CONSOLIDATED LAND SERVICE INC	Fort Smith	25						
FORT BISCUIT CO INC	Fort Smith	2,194				2,194		
G & R CONSTRUCTION CO INC	Fort Smith	207		207				
GNB INC	Fort Smith	57	57					
GNB INCORPORATED	Fort Smith	127		127				
HONEYCUTT J A	Fort Chaffee	1,325	1,325					
LEVER BROTHERS COMPANY	Bashe	27		27				
MOTOROLA INC	Fort Chaffee	149	149					
MPG CONSTRUCTION INC	Barling	333						
O K FOODS INC	Fort Smith	189						
OKLAHOMA GAS AND ELC COMPANY	Fort Chaffee	218	218					
SELLERS OIL COMPANY INC	Fort Chaffee	325						

PRIME CONTRACT AWARDS BY STATE, COUNTY, CONTRACTOR, AND PLACE
 FISCAL YEAR 1988 (OCT - SEP)
 Arkansas

COUNTY NAME/ CONTRACTOR NAME	LOCATION NAME	(DOLLARS IN THOUSANDS)								
		DOD TOTAL	ARMY	NAVY	AIR FORCE	DLA	OCE	ODA		
Sebastian										
TRI-STATES SERVICE CO INC	Fort Chaffee	31	31							
UNITED STATES FORGECRAFT CORP	Fort Smith	43				43				
WEAVER-BAILEY CONTRACTORS INC	Fort Chaffee	627	627							
WHITIE DAIRY ICE CREAM COMPANY	Fort Smith	2,091				2,091				
TOTAL - Sebastian		11,291	5,730	361		4,842			358	
Sevier										
D & M CONSTRUCTION INC	Sevier	65								65
H M B CONSTRUCTION CO	De Queen	105	105							
HADCO OF ARKANSAS INC	Gillham	1,525	1,445	80						
L & L SERVICES INC	Gillham	33								33
TOTAL - Sevier		1,728	1,550	80						98
Sharp										
AEROSPACE PRECISION MCH CORP	Ash Flat	28					28			
TOTAL - Sharp		28					28			
Union										
VIKING INDUSTRIES	El Dorado	96	96							
WILLSON & SON BUILDING MTL	El Dorado	27						27		
WINSAR CORP OF LA THE	El Dorado	683	428					70		
TOTAL - Union		806	524	185				97		
Van Buren										
COOPER INDUSTRIES INC	Clinton	26						26		
PETROLANE INCORPORATED	Fairbanks	40					40			
VAN BUREN COUNTY SHERIFFS OFF	Clinton	26						26		26
TOTAL - Van Buren		92					40	26		26
Washington										
CAMBRIDGE-LEE INDUSTRIES INC	Wyman	35						35		
LEE TELECOMMUNICATIONS CORP	Farmington	716		716						
NORWOODS ASPHALT & INC	Fayetteville	25	25							
UNIVERSITY OF ARKANSAS	Fayetteville	95	95							
TOTAL - Washington		871	120	716				35		
White										
SEALED POWER CORPORATION	Searcy	158						158		
TOTAL - White		158						158		
Yell										
GRANDEUR FASTENERS INC	Danville	136						136		79
MITCHENER EXCAVATING	Dardanelle	79								80
WOOD JACK CONSTRUCTION CO	Plainview	80								34
WOOD JACK CONSTRUCTION CO	Waveland	34								193
TOTAL - Yell		329						136		

PRIME CONTRACT AWARDS BY STATE, COUNTY, CONTRACTOR, AND PLACE
FISCAL YEAR 1988 (OCT - SEP)
Arkansas

COUNTY NAME/ CONTRACTOR NAME	LOCATION NAME	DOD TOTAL	(DOLLARS IN THOUSANDS)					
			ARMY	NAVY	AIR FORCE	DLA	OCE	ODA
TOTAL - Arkansas		742,423	377,338	183,794	63,265	78,540	39,486	

PRIME CONTRACT AWARDS BY STATE, COUNTY, CONTRACTOR, AND PLACE
 FISCAL YEAR 1988 (OCT - SEP)
 California

COUNTY NAME/ CONTRACTOR NAME		LOCATION NAME	DOD TOTAL	ARMY	NAVY	AIR FORCE	DLA	OCE	ODA
Alameda	800-SOFTWARE INC	Berkeley	72						
	A D T INC	Pleasanton	75		75				
	A T & T INFORMATION SYSTEMS	Oakland Army Base	566	566					
	ACTUS CORPORATION	Oakland	28,251		28,251				
	ACUREX CORPORATION	Oakland Naval Supply	29				29		
	AD MART THE	Oakland	191		191				
	ALL WRIGHT PAINTING & DCTG	Naval Supply Center	105		105				
	ALL-PHASE ELECTRIC SUPPLY CO	Oakland	396		396				
	ALLIED ENGINEERING & PROD CORP	Alameda	41				41		
	ALLIS-CHALMERS CORPORATION	Alameda	54		54				
	ALPHA SCIENTIFIC	Hayward	171						
	ALTAMONT LAND SURVEYORS	Livermore	50			50			171
	AM INTERNATIONAL INC	Hayward	188		188				
	AMBO CONCRETE INC	Oakland	192		192				
	AMERICAN BUILDERS	Alameda	45				45		
	AMERICAN CYANAMID COMPANY INC	Hayward	772		772				
	AMERICAN ENVRNMTL MGT CORP	Naval Hospital	633						
	AMERICAN MUTUAL DET BUREAU	Oakland	457	633					
	AMERICAN MUTUAL DET BUREAU	Oakland Army Base	38	457					
	AMERICAN PRESIDENT LINES LTD	Oakland	51,762		51,762				
	AMERICAN RUBBER COMPANY INC	Oakland	61			61			
	AMERICAN TRANSIT SUPPLY	Emeryville	49						
	AMSTAR CORPORATION	Pleasanton	49		49				
	ANAMET LABORATORIES INC	Hayward	50				1,191		
	ANAMET LABORATORIES INC	Hayward	50			50			
	APPLE ELEVATOR CO INC	Union City	209		209				
	APPLIED RETRIEVAL TECHNOLOGY	Oakland	543		543				
	AQUANAUTICS CORPORATION	Emeryville	1,350	100	1,250				
	ARINC RESEARCH CORPORATION	Alameda	410	410	479				
	ARNTZ CONTRACTING CO	Oakland Army Base	38		38				
	ARTEC ASSOCIATES INCORPORATED	Hayward	88		88				
	ASBESTOS BUILDING CORRECTIONS	Oakland	3,284						
	ASSOCIATED AEROSPACE ACTIVITIES	San Leandro	83						
	ASTRO PACKAGING INC	Hayward	1,651		1,651		83		
	ATE ASSOCIATES INC	Alameda NAS	42		42				
	AVANTEK INC	Fremont	72						
	AVANTRA CORPORATION	Alameda NAS	35						
	AVONDALE SHIPYARDS INC	Oakland	627		35				
	BAKE T L & SONS INC	Alameda	329		627				
	BAKER BROS ROOFING & SUPPLY	Oakland	250		329				
	BAKER BROS ROOFING & SUPPLY	Alameda	29		250				
	BARGEN INDUSTRIES INC	Alameda	48		29				
	BARKLEY APPLIED SCIENCE	Berkeley	94			48			
	BARNES & SONS INCORPORATED	Oakland Army Base	100	94					
	BARRELL ACCESSORIES & SUP CO	Oakland	45						100
	BARRETT CONSULTING GROUP INC	Alameda	129						
	BATTELLE MEMORIAL INSTITUTE	Berkeley							

COUNTY NAME/ CONTRACTOR NAME	LOCATION NAME	DOD TOTAL	ARMY	NAVY	AIR FORCE	DLA	OCE	ODA
Alameda								
BAXTER INTERNATIONAL INC	Oakland Naval Region	180						
BAY DECKING CO INC	Alameda NAS	407		407				
BAYSIDE EQUIPMENT CO	Oakland Naval Supply	26		26				
BEAR AUTO SVC EQP COMPANY	Union City	64		64				
BECHTEL OPERATING SERVICES	Alameda	5,225		5,225				
BECK ELECTRIC SUPPLY	Emeryville	78		78				
BENICIA CITY OF	Oakland	93		93				
BENKISER ELECTRIC MOTORS	San Leandro	472		472				
BERKELEY FORGE & TOOL INC	Berkeley	40-	40-					
BERKELEY RESEARCH ASSOCIATES	Berkeley	3,113	75	2,294				819
BERRIOS CONSTRUCTION COMPANY,	Oakland Army Base	75	75					
BEST MUSICAL INSTRUMENTS CO,	Oakland	27	27					
BETA DEVELOPMENT CORPORATION	Dublin	1,267		1,267				
BETTER OFFICE SYSTEMS INC	Oakland Army Base	41	41					
BETTER OFFICE SYSTEMS INC	San Leandro	36		36				
BISSELL & KARN INC	Oakland	50		50				
BLAKE ROBERT E INC	Alameda NAS	31		31				
BOC INC	Pleasanton	101			101			
BRADFORD ALAN A INC	Oakland	75		75				
BRANAUGH EXCAVATING INC	Oakland	419		419				
BRAND NAME CONTRACTOR	Alameda	1,474	1,474					
BRIGADE QUARTERMASTERS LTD	San Leandro	413	413					
BROWN & ROOT INC	Berkeley	231		231				
BROWN & WEIR MATARAZZI	Oakland	56	56					
BRUNSWICK BOX CO INC	Newark	34			34			
BURAN & REED INC	San Leandro	53		53				
C 3 INC	Oakland Naval Supply	120		120				
C S TECHNOLOGIES INC	Oakland	31		31				
C S TECHNOLOGIES INC	Oakland Army Base	31		31				
CAL FEDERAL MARKETING	Castro Valley	167			167			
CAL STATE PATROL SERVICE	Oakland	331		331				
CALIFORNIA ENGINEERING CONTRS	Oakland Army Base	238	238					
CALIFORNIA STEVEDORE BALLAST	Oakland	4,900	4,900					
CALIFORNIA URBAN INDIAN HEALTH	Berkeley	564			564			
CALIFORNIA EMERGENCY PHYSICIANS	Oakland	178		178				
CANONIE INC	Alameda NAS	228		228				
CAPRI SUN INC	Hayward	253			253			
CARDKEY SYSTEMS INC	Pleasanton	60		60				
CARPET INSTALLATION ASSOCIATE	Naval Supply Center	27		27				
CARSON OPTICAL INSTRUMENTS,	Oakland	45			45			
CCE	Berkeley	55			55			
CENTENNIAL SYSTEMS INC	Oakland Naval Region	129						129
CENTRAL FENCE CO	Oakland	106		106				
CHALLENGE MANUFACTURING CO	Oakland	245						
CLARK SECURITY PRODUCTS	Pleasanton	47		47				
CLAUSEN W B	Alameda	139		139				
CLINICAL MEDICAL EQUIPMENT	Oakland	69			69			

PRIME CONTRACT AWARDS BY STATE, COUNTY, CONTRACTOR, AND PLACE
 FISCAL YEAR 1988 (OCT - SEP)
 California

COUNTY NAME/ CONTRACTOR NAME		LOCATION NAME	DOD TOTAL	ARMY	NAVY	AIR FORCE	DLA	OCE	ODA
(DOLLARS IN THOUSANDS)									
Alameda	CLOROX COMPANY THE	Oakland	2,547				2,547		
	COASTAL IRON	Alameda	204		204				
	COCA-COLA COMPANY INC	San Leandro	243		243				
	CONAGRA INC	Pleasanton	344				344		
	CONQUEST CONSTRUCTION INC	Oakland Army Base	269	269					
	CONTINENTAL BAKING COMPANY	Oakland	991				991		
	CONTINENTAL MARITIME INDS	Alameda	30		30				
	CONTINENTAL MARITIME INDS	Alameda NAS	5,875		5,875				
	CONTINENTAL MARITIME INDS	Oakland Naval Supply	5,437		5,437				
	CONTROL DATA CORPORATION	Pleasanton	300			300			
	COOPER LIFE SCIENCES INC	Fremont	104		104				
	COSTAL AVONICS	Emeryville	53		53				
	CRITIKON INC	Dublin	29			29			
	CROWLEY MARITIME CORPORATION	Alameda NAS	158		158				
	CROWLEY MARITIME CORPORATION	Oakland	543		543				
	CROWLEY MARITIME CORPORATION	Oakland Naval Supply	2,186		2,186				
	CROWN PRINCE INC	Oakland	31				31		
	CUBICOMP CORPORATION	Hayward	70		70				
	CYCLOTOMICS INC	Berkeley	186			135			51
	D. S. P TECHNOLOGY INC	Fremont	94						94
	DAILY CONSTRUCTION INC	Oakland	269		269				
	DAILY CONSTRUCTION INC	Alameda	295		295				
	DATACARD CORPORATION	Pleasanton	27			27			
	DAVIDSON OPTRONICS INC	Alameda NAS	99		99				
	DEEP OCEAN TECHNOLOGY INC	San Leandro	500		500				
	DEEP OCEAN TECHNOLOGIES	San Leandro	70		70				
	DEL RIO ELECTRIC	Alameda	214		214				
	DESOTO INC	Berkeley	253		253				
	DICKMAN-NOURSE, INC.	Oakland	79		79				
	DIGITAL EQUIPMENT CORPORATION	Alameda	40		40				
	DIVERSIFIED CONTRACT SERVICES	Alameda NAS	614		614				
	DIVERSIFIED CONTRACT SERVICES	Oakland	580		580				
	DONCO INDUSTRIES INC	Alameda NAS	135		135				
	DONCO INDUSTRIES INC	Oakland	117			117			
	DREYERS GRAND ICE CREAM INC	Oakland	88				88		
	DYNAMAC INTERNATIONAL INC	Alameda	281-		281-				
	DYNACORP	Alameda	302		302				
	DYNACORP	Oakland	93		93				
	DYNACORP	Oakland Naval Supply	362		362				
	EAGLE ELECTRIC	Alameda	113		113				
	EARTH TECH INDUSTRIES LTD	Alameda	426		426				
	EAST BAY ELECTRIC	Dublin	162						
	EDGEWATER INTL TRUCKS	San Leandro	209	162					
	EDI INC	Alameda	1,765		1,765				
	EDO CORPORATION	Alameda	53		53				
	ELECTRO ENGINEERING WORKS INC	San Leandro	71						71
	ELECTRO ENGINEERING WORKS INC	San Leandro	46		46				

PRIME CONTRACT AWARDS BY STATE, COUNTY, CONTRACTOR, AND PLACE
FISCAL YEAR 1988 (OCT - SEP)
California

COUNTY NAME/ CONTRACTOR NAME		LOCATION NAME	DOD TOTAL	ARMY	NAVY	AIR FORCE	DLA	OCE	ODA
(DOLLARS IN THOUSANDS)									
Alameda	ELECTROFUSION CORPORATION	Fremont	66		66				
	ELECTRONIC SUPPORT SYSTEMS	Fremont	1,406		1,406				
	ELECTRONICS IN MEDICINE INC	Newark	36		36				
	ENERGY PRODUCTS CO	Oakland	603				603		
	ENGINEERED DATA ENVIRONMENT	Pleasanton	41	41					
	ENGINEERED MODULAR STRUCTURES	Oakland	116		116				
	ENGINEERING RESEARCH ASSOC	Alameda	525	33	525				
	ETM-ELECTROMATIC INC	Newark	593		160	400			
	EXECUTIVE RESOURCE ASSOCIATES	Naval Supply Center	81		81				
	F M C ASSOCIATES	Alameda	203		203				
	FALCON SYSTEMS INC	Fremont	40		40				
	FANFA INC	Alameda	147		147				
	FEDERAL DATA CORPORATION	Oakland	147		147				
	FEDERAL HOSE MANUFACTURING INC	Oakland Naval Supply	4,257		4,257				
	FEDERAL INTEGRATED SYSTEMS CORP	Fremont	41		41				
	FEDERAL LEASING INC	Oakland Naval Region	48		48				
	FEDERAL PRISON INDUSTRIES	Dublin	75	63	75	229			
	FEDERAL PRISON INDUSTRIES	Pleasanton	2,140	73	1,337				
	FLOW TECHNOLOGY INC	Alameda NAS	410		38				48
	FLOWERS STAN COMPANY INC	Oakland	995	995					
	FME CORPORATION	Hayward	73	45					
	FOAM DISTRIBUTORS INC	Hayward	55				55		
	FORCE ENGINEERING INC	Alameda NAS	54		54				
	FOUR STAR MAINTENANCE	Oakland	3,254		3,254				
	FRANKLIN OPTICAL COMPANY INC	Oakland	138	84	54				
	FRIDEN ALCATEL	Hayward	42		42				
	FULFON SHIPYARD INC	Oakland Army Base	403	403					
	G & P LEASING CO	Berkeley	29			29			
	GARDINER MANUFACTURING CO	Oakland	29					29	
	GARY METALS CO INC	Berkeley	232		232				
	GATAN INC	Pleasanton	29			29			
	GATEWAY WIRE AND CABLE	San Leandro	83		83				
	GENERAL DIGITAL CORPORATION	Berkeley	128		128				
	GENERAL ELECTRIC COMPANY	Alameda	377				377		
	GENERAL ELECTRIC COMPANY	Fremont	275	179	96				
	GENERAL ELECTRIC COMPANY	Oakland	3,260		3,260				
	GENERAL ELECTRIC COMPANY	Oakland Army Base	472				472		
	GENERAL ELECTRIC COMPANY	Oakland Naval Supply	71				71		
	GENERAL ELECTRONIC SYSTEMS INC	Pleasanton	2,428			2,428			
	GENERAL FOODS CORPORATION	Berkeley	98			98			
	GENERAL PARAMETRICS CORP	San Leandro	3,307		476	1,740		1,091	
	GENERAL SIGNAL CORPORATION	Fremont	201	201					
	GEO-EX	Fremont	71		71				
	GETTER, GUSTAV ASSOCIATES INC	Fremont	90					90	
	GOLDEN BAY CONSTRUCTION INC	Alameda	222		222				
	GOLDEN GRAIN MACARONI CO, INC	Oakland	94		94				
		San Leandro	1,900				1,874		

PRIME CONTRACT AWARDS BY STATE, COUNTY, CONTRACTOR, AND PLACE
 FISCAL YEAR 1988 (OCT - SEP)
 California

COUNTY NAME/ CONTRACTOR NAME	LOCATION NAME	DOD TOTAL	ARMY	NAVY	AIR FORCE	DLA	OCE	ODA
Alameda	San Leandro	73		37		73		
GOOD J F CO	Naval Air Station	37						
GOODWILL INDUSTRIES	Oakland	318			143			318
GREAT LAKES INTERNATIONAL INC	Fremont	520	377					
GRID SYSTEMS CORPORATION	Oakland	31		31				
GROVE VALVE REGULATOR CO	Emeryville	30		30				
GROVE VALVE REGULATOR COMPANY	Oakland	1,096		941		155		
GROVE VALVE REGULATOR COMPANY	Oakland	41		41				
GUARANTEE FORK LIFT, INC	Oakland	27		27				
GUIERREZ/MARTINEZ ARCHITECTS	Alameda	29		29				
H M HILLMAN	Oakland	75						75
HANSEN MURAKAMI ESHIMA INC	Oakland	223		223				
HEATHORN N V	Alameda	202				202		
HEAVY EQUIPMENT PARTS, INC	Hayward	101		101				
HEC ELECTRICAL CONSTRUCTION	Alameda	13,250		13,250				
HENSEL PHELPS CONSTRUCTION CO	Alameda NAS	76			76			
HEPNER DARRELL RISK MGT SVCS	San Leandro	67		67				
HETRICK SCIENTIFIC	Berkeley	27	27					
HEWLETT-PACKARD COMPANY	Fremont	325		325				
HEWLETT-PACKARD COMPANY	Pleasanton	498			498			
HEXCEL CORPORATION	Dublin	48		48				
HIGH TECH COMPUTER SOLUTIONS	Fremont	42		42				
HITACHI AMERICA LTD	Hayward	349		349				
HONEYWELL BULL AG	Oakland	282		282				
HONEYWELL INC	Oakland	27		27				
HONEYWELL INC	Oakland	61		61				
HONEYWELL INC	Oakland	32		32				
HONEYWELL INC	Oakland	130		130				
HONEYWELL INC	Oakland	243		243				
HOOD MILLER ASSOCIATES	Oakland	38		38				
HOOVER ALBERT A & ASSOC	Alameda	106	106					
HORMEL GEO A & COMPANY	Alameda NAS	38				546		
IBIS CORPORATION	Camp Parks	106						
IDG ARCHITECTS INC	Oakland	106						
IMO DELAVAL	Oakland	340			156			184
INDUSTRIAL ROOFING INC	Oakland	145		145				
INNOVATIVE SCIENCES INC	San Leandro	50			50			
INTEGRAL SERVICES INC	Alameda NAS	228		228				
INTERCONTINENTAL EQUIPMENT INC	Oakland	36		36				
INTERNATIONAL BUS MCHS CORP	Oakland	123		123				
INTERNATIONAL BUS MCHS CORP	Oakland	54		54				
INTERNATIONAL BUS MCHS CORP	Oakland	73		73				
INTERNATIONAL PLG ANALYSIS CENTER	Oakland	562		562				
INTERNATIONAL CREATIVE DATA INDS	Oakland	147	147					
INTERPACIFIC TECHNOLOGY	Oakland	733		733				
INTERSTATE CONSTRUCTION INC	Alameda	88		88				
INTERSTATE CONSTRUCTION INC	Oakland	1,219		1,219				
J D GENERAL	Alameda	231		231				
J E SPEIGERWALD	Emeryville	25		25				

PRIME CONTRACT AWARDS BY STATE, COUNTY, CONTRACTOR, AND PLACE
 FISCAL YEAR 1988 (OCT - SEP)
 California

COUNTY NAME/ CONTRACTOR NAME		LOCATION NAME	DOD TOTAL	ARMY	NAVY	AIR FORCE	DLA	OCE	ODA
(DOLLARS IN THOUSANDS)									
Alameda	JOHNSON C LLOYD COMPANY INC	Emeryville	634		634				
	JORGENSEN ROY ASSOCIATES INC	Pleasanton	593		593				
	JOSEPH T RYERSON AND SON INC	Oakland	48		48				
	KAYSER AEROSPACE & ELEC CORP	Oakland	224			224			
	KAYSER AEROSPACE & ELEC CORP	San Leandro	460		460				
	KAYSER ENGINEERS INC	Oakland	16,209		16,209				
	KASS MANAGEMENT SERVICES INC	Oakland	306		306				
	KAY & ASSOCIATES INC	Alameda	38		38				
	KELLOGG SALES CO	San Leandro	910		910				
	KENLAB	San Leandro	36		36				
	KIEFFER ELECTRIC	Alameda	96		96				
	KINGSFORD PRODUCTS COMPANY	Oakland	1,189			1,189			
	KITCO INC	Dublin	29			29			
	KOEPF & LANGE INC	Alameda	260		260				
	KOREAN MAINTENANCE CO	Oakland	863		863				
	KRAMER SYSTEMS INTERNATIONAL	Oakland	108	108					
	KRAMER SYSTEMS INTERNATIONAL	Oakland Army Base	597	597					
	KWS COMPANY	Livermore	49		49				
	LA GROW CORP	Oakland	202		202				
	LATHROP F P CONSTRUCTION CO	Oakland	17,991		17,991				
	LAWRENCE BERKELEY LABORATORY	Alameda	826		826				
	LEAR SIEGLER INC	Berkeley	629		629				
	LEAR SIEGLER INC	Alameda NAS	242	242					
	LEAR SIEGLER INC	Oakland Army Base	242						
	LECROY CORPORATION	Pleasanton	388		388				
	LEE ALTON S. AIA	Alameda	202		202				
	LEES HOME BUILDER	Oakland	41		41				
	LEHRER-PEARSON INC	Pleasanton	475		475				
	LEIGHTON A T E INC	Fremont	70		70				
	LESLIE SALT CO	Newark	77			77			
	LEXEL LASER INC	Fremont	29		29				
	LIEBERT CORPORATION THE	Fremont	139		139				
	LIQUID AIR CORPORATION	Alameda NAS	26		26				
	LLOYDS INTL SUPPLIERS	Emeryville	688		688				
	LOWE CHARLES CO INC	Emeryville	96		96				
	LUSK METALS	Oakland	88		88				
	MAGUM MICROWAVE CORP	Fremont	36		36				
	MAN-WAH CONSTRUCTION	Alameda	58		58				
	MARTINEZ SHEET METAL INC	Oakland Army Base	50	50					
	MC AMIS J E INDUSTRIES INC	Alameda	1,199		1,199				
	MC DONALD-WALKER INC	Alameda	58		58				
	MC GRATH RENTCORP	San Leandro	55		55				
	MC KAY ANGUS CONSTRUCTION CO	Alameda	115		115				
	MENKEL ENGINEERING INC	Fremont	88						
	MENDOCINO PAVING INC	Fremont	628						
	MERLIN KING, INC.	Camp Parks	154	154					
	MICROSPEC CORP	Fremont	101						
	MID PACIFIC EQUIPMENT CORP	Union City	28		28				
			88					628	88

PRIME CONTRACT AWARDS BY STATE, COUNTY, CONTRACTOR, AND PLACE
 FISCAL YEAR 1984 (OCT - SEP)
 California

COUNTY NAME/ CONTRACTOR NAME		LOCATION NAME	DOD TOTAL	ARMY	NAVY	ATR FORCE	DLA	OCE	ODA
(DOLLARS IN THOUSANDS)									
Alameda	MILES LABORATORIES, INC.	Berkeley	9,784				9,784		
	MILES LABORATORIES, INC.	Emeryville	170	170					
	MINDECO CORPORATION	Oakland	34				34		
	MINERS R D INC	Oakland	1,691		1,691				
	MIRRLEES BLACKSTONE USA INC	Oakland Naval Supply	249		249				
	MODE CORP	San Leandro	32		32				
	MOLECULAR DESIGN LIMITED	San Leandro	43	43	76		5,694		
	MORRELL JOHN & CO INC (DEL)	Livermore	53				53		
	MOTHER'S CAKE & COOKIE CO	Oakland	37		37				
	MOTOROLA COMPUTER SYSTEMS INC	Naval Air Station	68	68					
	MULTI SERVICE	Camp Parks	57	57					
	MULTI SERVICE	Dublin	57						
	NABISCO BRANDS, INC	Hayward	321		321				
	NACHTMANN ANALYTICAL LABS	Oakland	460		460				
	NATCO LIMITED PARTNERSHIP	Alameda	2,276		2,276				
	NATIONAL AIRMOTIVE CORPORATION	Oakland	17,997		17,871				173
	NATIONAL COMPUTER SYSTEMS	Oakland	173		126				58
	NATIONAL DATA CORPORATION	Oakland	58						
	NATIONWIDE BOILER INCORPORATED	Fremont	3,888	82	3,888				
	NICOLET INSTRUMENT CORPORATION	Fremont	82	82	26				
	NIXDORF COMPUTER CORPORATION	Oakland	66	66					
	NIXON-EGLI	Hayward	181	181					
	NL INDUSTRIES INC	San Leandro	465		465				
	NOLTE GEO S CNSLGT CVL ENG	Oakland	52	41					93
	NORTH FACE THE	Berkeley	51		51				
	NOTCH M A CORPORATION	Oakland	622		622				
	NOVA COMMERCIAL COMPANY INC	Oakland Army Base	132		132				
	NOVA GROUP INC	Alameda	30		30				
	OAKLAND SCAVENGER COMPANY INC	Naval Supply Center	29				29		
	ORE-CAL CORP	Hayward	52	52					
	P S PACIFIC EXPORT, INC	Oakland	300	300					
	PACIFIC BELL	Oakland Army Base	225					225	
	PACIFIC CRYOGENICS	Berkeley	65	65					
	PACIFIC GAS AND ELC COMPANY	Dublin	60		60				
	PACIFIC POWER SOURCE CORP	Alameda NAS	445		445				
	PACIFIC ROLLING DOOR COMPANY	Oakland	98		98				
	PAGE CONSTRUCTION CO A CAL	Oakland	437		437				
	PAGE CONSTRUCTION CO A CAL	Alameda	278		278				
	PEAT MARWICK MAIN & CO	Berkeley	957		957				
	PEPSICO INC	Emeryville	50		50				
	PERIN CO INC	Oakland Naval Supply	3,000	3,000					
	PERKIN ELMER CORPORATION	Hayward	374		374				
	PETERSON POWER SYSTEMS INC	San Leandro	199		199				
	PETERSON TRACTOR CO	Oakland Naval Supply	44	44					
	PETROLEUM ENGINEERING INC	Oakland Army Base	61	61					
	PETTERSEN BUS COMPANY INC	Oakland Army Base	61	61					
	PHYSICS INTERNATIONAL COMPANY	San Leandro	14,939	3,434	951	387			10,167

PRIME CONTRACT AWARDS BY STATE, COUNTY, CONTRACTOR, AND PLACE
 FISCAL YEAR 1988 (OCT - SEP)
 California

COUNTY NAME/ CONTRACTOR NAME	LOCATION NAME	DOD TOTAL	ARMY	NAVY	AIR FORCE	DLA	OCE	ODA
Alameda	PIEZO SONA TOOL CORPORATION	93		93				
	PITTS R G INC	341		341				
	PLASMA RESEARCH CORPORATION	175						175
	POWER SPECTRA INC	458		458				
	PRECISION ACOUSTIC DEVICES	246	246					
	PRECISION CAST PRODUCTS	32		32				
	PRESTIGIOUS TECH SVS INC	50			50			
	PROCESS CONSTRUCTION INC	109		109				
	PULSE SCIENCES INC	1,113		371				742
	QUALITECH SYSTEMS	41		41				
	QUEST STRUCTURES	50			50			
	R & L COMPRESSOR CORP	75			75			
	R & M CONSULTANTS INC	125		125				
	R-E CORPORATION	149		149				
	RADCON	50		50				
	RAIL COMPANY	1,779		1,779				
	RAIL COMPANY	59		59				
	RANSOME COMPANY	139		139				
	RATCLIFF ARCHITECTS INC	748		748				
	RAYMARK CARGO INC	3,594	3,594					
	RED TOP ELECTRIC CO INC	99		99				
	REDWOOD MECHANICAL	62		62				
	RELATIONAL TECHNOLOGY INC	177		177				
	REX M POTTER CONSTRUCTION	30		30				
	RILEY CORP THE	114		114				
	RIX INDUSTRIES	1,262		1,236		26		36
	RIX INDUSTRIES	170		137		33		
	RJ KAUFMAN ASSOCIATES INC	68		68				
	ROAN CORPORATION	1,200		1,200				
	ROLLINS ENVIRONMENTAL SVCS NJ	82				82		
	ROOFING CONSTRUCTORS INC	697		697				
	S T & E INC	50			50			
	SAFETY ELECTRICAL CONTRACTORS	167		167				
	SAFEMAY STORES INCORPORATED	672		220		277		406
	SAFEMAY STORES INCORPORATED	406						
	SALM CONSTRUCTION COMPANY	33	33					
	SAN DIEGO DIAMOND INC	31		31				
	SANTINA & THOMPSON CSLTG CI EN	145		145				
	SCHMITZ MEATS INC	131				131		
	SCHRAM CONSTRUCTION INC	1,369		1,369				
	SCIENCE APPLICATIONS INTL CORP	41		41				
	SCOTT EDWARD W ELECTRIC CO	80		80				
	SEACO INC	80		80				
	SEALED AIR CORPORATION	78		29				49
	SECURITY U S A	2,434	2,434					
	SECURITY CONSTRUCTION OF CAL	86		86				
	SECURITY ENGINEERED MCHY CO	38		38				

PRIME CONTRACT AWARDS BY STATE, COUNTY, CONTRACTOR, AND PLACE
 FISCAL YEAR 1988 (OCT - SEP)
 California

COUNTY NAME/ CONTRACTOR NAME		LOCATION NAME	DOD TOTAL	ARMY	NAVY	AIR FORCE	DLA	OCE	ODA
(DOLLARS IN THOUSANDS)									
Alameda	SEDCO INC	Oakland Army Base	86						
	SELCO, INC	Oakland	625		625				
	SERVICE ENGINEERING CO INC	Alameda NAS	5,386		5,386				
	SERVICE ENGINEERING CO INC	Oakland Naval Supply	430		430		91		
	SHIPS PARTS, INC	Fremont	125		34				
	SHORT THOMAS A CO	Emeryville	61		61				
	SHORT THOMAS A CO	Oakland	33-		33-				
	SIEMENS CORPORATION	Pleasanton	82			82			
	SIERRA DETROIT DIESEL ALLISON	Berkeley	94				94		
	SMITH CO	Emeryville	43		43				
	SMITH INDUSTRIAL SUPPLY	San Leandro	55		55				
	SMITH RICE CO	Oakland	627		627				
	SMITHS ACTION MAINTENANCE CO	Alameda NAS	958		958				
	SMITHS ACTION MAINTENANCE CO	Oakland	57		57				
	SOFTLAB SYSTEMS, INC	Alameda NAS	40		40				
	SOUTHWEST MAR SAN FRANCISCO	Alameda NAS	3,150		3,150				
	SPACE AIR SUPPLY INC	Oakland	33		33				
	SPECTRUM SCIENCES	Pleasanton	78			78			
	SPRANKLE LYND & SPRAGUE INC	Alameda	332		332				
	ST FRANCIS ELECTRIC	Oakland	152		152				
	STEARNS CONRAD & S CONTNG ENG	Alameda	117		117				
	STERLING MEDICAL ASSOCIATES	Oakland	125	125					
	STS INSTRUMENT CORP	Oakland	383		383				
	SUBSURFACE CONSULTANTS INC	Oakland	78		78				
	SUNOL SCIENCES CORP	Alameda	31						
	SUPPORT SVS	Dublin	306						
	SUPPORT SYSTEMS ASSOCIATES	Oakland Army Base	90	60		195			51
	SWIFT-ECKRICH INC	Alameda	987	90					
	SYBASE INC	Fremont	26			26			
	SYCOM, INC	Berkeley	44			44			
	SYSTEM DEVELOPMENT CORPORATION	Alameda	110		110				
	SYSTEM DEVELOPMENT CORPORATION	Oakland	160		160				
	SYSTEM DEVELOPMENT CORPORATION	Oakland	96		96				
	TADPOLE TECHNOLOGIES INC	Alameda	366		366				
	TAI ASSOCIATES/ARCHITECTS	Dublin	71		71				
	TALLEY CORPORATION	Oakland	2		2				
	TECHNOLOGY FOR COMMCTNS INTL	Berkeley	55						
	TELOS LABS INC	Fremont	793	350		55			
	TEM ASSOCIATES	Fremont	165	165		443			
	THE STINNETT GROUP	Berkeley	340		340				
	TOWILL INC	Oakland	80		80				
	TRACY WILLIAM A PLBG & HTG	Oakland	94		94				
	TRANSAMERICA AIRLINES INC	Alameda	63		63				
	TREBOR CORP	Oakland	709			709			
	TRI CORP INC	Pleasanton	91	91					
	TRI-AD CONSTRUCTORS	Fremont	33		33				
		Alameda	1,401		1,401				

PRIME CONTRACT AWARDS BY STATE, COUNTY, CONTRACTOR, AND PLACE
FISCAL YEAR 1988 (OCT - SEP)
California

COUNTY NAME/ CONTRACTOR NAME		LOCATION NAME	DOD TOTAL	ARMY	NAVY	AIR FORCE	DLA	OCE	ODA
(DOLLARS IN THOUSANDS)									
Alameda	TRILOBYTE COMPUTER CORP	San Leandro	56		56				
	TRW INC	Hayward	29	29					
	TUDOR ENGINEERING COMPANY	Alameda	114		114				
	TUTOR-SALIBA CORPORATION	Alameda	44		44				
	U S EAGLE INC	Alameda NAS	113		113				
	ULTRA TECHNOLOGY CORPORATION	Oakland	510		510				
	UNGERMANN BASS INC	Alameda	65		65				
	UNIFIRST CORPORATION	Pleasanton	260		260				
	UNIFLO CONVEYOR INC	Alameda NAS	242		242				
	UNION CARBIDE CORPORATION	Hayward	105		105				
	UNISYS CORPORATION	Oakland Naval Supply	748		748				
	UNITED STATES DEPT ENERGY	Berkeley	50		50				
	UNITED STATES DEPT ENERGY	Oakland	611		611				
	UNIVERSITY OF CALIFORNIA	Berkeley	12,559	973	9,629	1,957			
	UNIVERSITY OF CALIFORNIA	Livermore	300		300				
	UNIVERSITY OF CALIFORNIA	Oakland	73		73				
	UP-RIGHT INC	Berkeley	825		825		27		
	US PIPE AND FOUNDRY CO	Union City	39		39				
	V B N CORPORATION	Oakland	92		92				
	V L SERVICE LIGHTING CORP	Oakland	29		29				
	VICKERMAN-ZACHERY-MILLER	Oakland	164		164				
	VITTON CONSTRUCTION CO INC	Alameda	173		173				
	VSE CORPORATION	Alameda NAS	43		43				
	WALTERS K G CONSTRUCTION CO	Oakland	29		29				
	WANG LABORATORIES INC	Oakland	74		74				
	WEBB ENGINEERING SPECIALTY	Oakland	40		40				
	WEDGE ROOFING INC	Alameda	36		36				
	WEST COAST CANCER FOUNDATION	Oakland	67		67				
	WEST COAST CONTRACTORS INC	Oakland	530		530				
	WEST COAST CONTRACTORS INC	Alameda	56		56				
	WESTERN DRUM INC	Hayward	484		484				
	WESTINGHOUSE ELECTRIC CORP	Oakland Naval Supply	87		87				
	WEYMAN WALTER CO	Pleasanton	43		43				
	WHITE DAIRY ICE CREAM COMPANY	Livermore	31		31				
	WISS JANNEY ELSTNER ASSOC	Emeryville	163	163					
	WM B HACKETT & ASSOCIATES INC	Naval Supply Center	35		35				
	WOODWARD-CLYDE CONSULTANTS	Oakland	1,580		1,580				
	WORLD AIRWAYS INC	Oakland	18,193		18,193				
	XANTHOS INC	Naval Air Station	31-		31-				
	XENOLOGIC INC	Newark	250		250				
	XEROX CORPORATION	Oakland	1,480	43	1,437				
	XEROX CORPORATION	Oakland Army Base	61	61					
	XEROX CORPORATION	Oakland Naval Supply	597		597				
	XIDEX CORPORATION	Fremont	40	40					
	XIDEX DATA DISC CORPORATION	Fremont	52		52				
	XL MICROWAVE INCORPORATED	Oakland	739		739				
	ZAPATA GULF MARINE CORPORATION	Berkeley	5,342		5,342				
	TOTAL - Alameda		390,857	31,507	257,239	57,111	30,733	1,363	12,904

PRIME CONTRACT AWARDS BY STATE, COUNTY, CONTRACTOR, AND PLACE
 FISCAL YEAR 1988 (OCT - SEP)
 California

COUNTY NAME/ CONTRACTOR NAME		LOCATION NAME	DOD TOTAL	ARMY	NAVY	AIR FORCE	DLA	OCE	ODA
(DOLLARS IN THOUSANDS)									
Contra Costa	E A L CORPORATION	Richmond	120			120			
	ENGINEERING CONSTRUCTION IN	Richmond	457		457				
	ENIEK CORP	Concord	200		200				
	ESPRIT TECHNOLOGY INC	Walnut Creek	256		256				
	FCRD AEROSPACE	Concord	133		133				
	FORDHAM PARK CONSTRUCTORS.	Richmond	678		678				
	FULTON SHIPYARD INC	Antioch	1,348		1,278			70	
	GARTRELL CONSTRUCTION INC	Concord	136		136				
	GATEWAY WAREHOUSE SERVICES	Richmond	218	1,254	218				
	GENERAL ELECTRIC COMPANY	Concord	2,800		2,418		83		
	GIGA-TRONICS INCORPORATED	Pleasant Hill	74		74				
	GOULD INC	Pleasant Hills	4,644		4,474				
	H C P INDUSTRIES, INC	Concord	59	59					
	HEWLETT-PACKARD COMPANY	Mount View	120				120		
	HY-CAL ENGINEERING	Concord	119		119				
	INSITEC	San Ramon	49	49					
	INTEGRITY MANAGEMENT INTL	Walnut Creek	978		978				
	INTEGRITY MANAGEMENT INTL	Walnut Creek West	56	56					
	INTERNATIONAL BUS MCHS CORP	Concord	28	28					
	JACOBS ENGINEERING GROUP INC	Martinez	46	46					
	KERSHAW MANUFACTURING COMPANY	Concord	89	89					
	KIM TECHNOLOGIES INC	Walnut Creek	55		55				
	LA FORCE ENTERPRISES	Concord	54		54				
	LA GROW CORP	Richmond	227		227				
	LANIER BUSINESS PRODUCTS INC	Concord	67		67				
	LING ELECTRONICS INC	Concord	41		41				
	LOUNDAGIN CORP	Concord Naval Weapon	110		110				
	LUXTRON CORPORATION	Richmond	30	30					
	MAGGIORA & GHILOTTI, INC	Mount View	68		68				
	MAINTENANCE REQUIREMENTS INC	Richmond	30		30				
	MALPASS CONSTRUCTION CO	Orinda	547		547				
	MANSON CNSTR & ENGRG CO	Concord	173		173				
	MANSON CNSTR & ENGRG CO	Richmond	549		549				
	MARCH INSTRUMENTS INC	Contra Costa	25		25				
	MARK GROUP ENGINEERS GLGISTS INC	Concord	29		29				
	MARWAIS STEEL COMPANY	Pleasant Hill	193		193				
	MEDI-PHYSICS, INC	Richmond	31	31					
	MOFFATT & NICHOL ENGINEERS	Richmond	3,490		3,490				
	N C C CONSTRUCTION COMPANY	Richmond	200		200				
	NOVA GROUP INC	Concord	2,360		2,360				
	NOVATO DISPOSAL SERVICE, INC	Concord	78		78				
	P & F CONSTRUCTION INC	Concord	123		123				
	PACIFIC ELEC SUPPLY INC	Contra Costa	268		268				
	PACIFIC ENVIRONMENTAL SERVICES	Concord	50		50				
	PACIFIC GAS AND ELC COMPANY	Concord Naval Weapon	30		30				
	PACIFIC INSTRUMENTS INC	Ozol	150		150				
		Concord	1,720	384	1,156	180	150		

PRIME CONTRACT AWARDS BY STATE COUNTY, CONTRACTOR, AND PLACE
 FISCAL YEAR 1988 (OCT - SEP)
 California

COUNTY NAME/ CONTRACTOR NAME	LOCATION NAME	DOD TOTAL	ARMY	NAVY	AIR FORCE	DLA	OCE	ODA
Contra Costa								
PITCOCK PETROLEUM INC	Martinez	330				330		
PRECISION MEASUREMENTS	Concord	34		34				
PRIME COMPUTER INC	Walnut Creek	245		245				
PROCESS CONSTRUCTION INC	Richmond	228		228				
PROCTER & GAMBLE COMPANY THE	Concord	80		80				
RADCOMM SYSTEMS	Richmond	2,793			2,793			
RESOURCE MANAGEMENT ASSOC	Lafayette	205			95		110	
RFI ELECTRONICS INC	Concord	33		33				
RICHMOND MACHINE & FABRICATING	Richmond	295	295					
ROBIN MATERIALS INC	Mount View	52		52				
ROSELIN INDUSTRIES INC	Concord	95		95				
SARGENT FLETCHER COMPANY	Concord	1,614		1,018	596			
SEATEL	Martinez	67	67					
SERATRONICS INC	Concord	25	25					
SERVICE ENGINEERING CO INC	Concord Naval Weapon	30		30				
SHELL OIL COMPANY	Martinez	83,928				83,928		
SUN-DMOND GRWERS OF CLIFORNIA	San Ramon	1,759			26	1,733		
SYSTRON-DONNER CORPORATION	Concord	7,285	188	3,880	2,982	235		
T E C COMMUNICATIONS, INC	Concord Naval Weapon	50		50				
TEKTRONIX INC	Concord	51		51				
TENCO SERVICES INC	Martinez	155-				155-		
TENCO SERVICES INC	Ozol	602				602		
TENCOR INSTRUMENTS	Mount View	45		45				
TINSLEY LABORATORIES INC	Richmond	232			232			
TRACOR INSTRUMENTS AUSTIN INC	San Ramon	127			127			
TRACOR MBA	San Ramon	104-	20	112	236-			
TRANSMERICAN TECHNOLOGIES INTL	Lafayette	58	58					
TRIPLE A MACHINE SHOP INC	Richmond	1,484		1,484				
UNION CARBIDE CORPORATION	Pittsburg	95		56				
UNION CARBIDE CORPORATION	San Ramon	56						
UNIVERSITY RES ENGINEERS ASSC	Hercules	49	49					
V & B AUTO REPAIR & TRANSM	Walnut Creek	547	547					
VACCO INDUSTRIES	Concord	1,589		1,589				
VICKERMAN-ZACHERY-MILLER	Concord	87		87				
VICKERMAN-ZACHERY-MILLER	Ozol	154		154				
WESTERN PACIFIC FOODS	Walnut Creek	61				61		
WIEGMANN & ROSE	Richmond	27		27				
WOODWARD-CLYDE CONSULTANTS	Walnut Creek	519			519			
XEROX CORPORATION	Concord	166			166			
XEROX CORPORATION	Concord Naval Weapon	64		64				
ZEHTEL INC	Walnut Creek	92		92				
TOTAL - Contra Costa		136,488	4,195	29,146	13,064	88,693	1,390	
Del Norte								
DAVIS RICHARD B CO INC	Crescent City	56						56
MANSON CNSTR & ENGRG CO	Crescent City	209						209
STEARNS CONRAD & S CONTNG ENG	Crescent City	33						33
TOTAL - Del Norte		298						298

PRIME CONTRACT AWARDS BY STATE COUNTY, CONTRACTOR, AND PLACE
 FISCAL YEAR 1988 (OCT - SEP)
 California

COUNTY NAME/ CONTRACTOR NAME	LOCATION NAME	DOD TOTAL	ARMY	NAVY	AIR FORCE	DLA	OCE	ODA
(DOLLARS IN THOUSANDS)								
El Dorado								
COT C HILTABRAND	Shingle Springs	111		111				
CLICKMAN-HINES LUMBER COMPANY	Camino	29				29		
MATHEUS LUMBER CO INC	Camino	108				108		
NICKEL ROBERT B INC	El Dorado	1,756	1,756					
PACIFIC WESTERN LUMBER INC	Camino	107				107		
PROTOSTAR COMPUTER TECHNOLOGY	Cameron Park	38			38			
ROMA DESIGN GROUP	South Lake Tahoe	604		604				
SIERRA TAHOE MFG	South Lake Tahoe	590				590		
TOTAL - El Dorado		3,343	1,756	715	38	834		
Fresno								
A & S INDUSTRIAL COATING CO	Piedra	130					130	
AIRPORT CONSTRUCTION & MTL	Lemoore NAS	40		40				
ALBAR ELECTRIC INC	Fresno	95	95					
ALCOZER & REIS INC	Piedra	40					40	
ALLEN CORPORATION OF AMERICA	Lemoore NAS	881		881				
ALPHA MAINTENANCE INCORPORATED	Lemoore NAS	170		170				
APPLIED TECHNOLOGY ASSOC INC DEL	Lemoore NAS	460		460				
ATLAS HYDRAULIC CORP	Lemoore NAS	99		99				
BELL-CARTER FOODS INC	Fresno	880				880		
BEYTEGA ENGRNG & CONSTR	Fresno	95	95					
BRERO CONSTRUCTION INC	Lemoore NAS	258		258				
CLARKLIFT-WEST INC	Fresno	32			32			
CMB INDUSTRIES	Fresno	329		101		228		
D & C CONSTRUCTION INC	Fresno Air National	165	165					
DANIELS & SHANKLIN CNSTR CO	Lemoore NAS	337		337				
DIVERSIFIED CONTRACT SERVICES	Naval Air Station	320		320				
EL CAMINO CONSTRUCTION CO	Fresno	287					287	
FERGUSON RAYANNA	Piedra	47					47	
GARRY PACKING INC	Del Rey	133				133		
GELCO GROUTING SERVICE	Piedra	248					248	
H R TEXTRON INC	New Auberry	50				50		
HUGHES AIRCRAFT COMPANY	Lemoore NAS	3,869		3,869				
HUGHES DWIGHT P CO	Selma	54		54				
INN FOODS INC	Sanger	73				73		
INTERNATIONAL TECHNOLOGY CORP	Fresno	134				134		
INTERNATIONAL TECHNOLOGY CORP	Lemoore NAS	30				30		
KING WIRE AND CABLE CORP	Naval Air Station	30						
LEAR SIEGLER INC	Fresno Air National	1,400			1,400			
LION'S HOLLOW	Fresno	76						
MADISON DAIRY PRODUCE CO INC	Fresno	102				102		
MATHEUS CORPORATION	Naval Air Station	26		26				
MID VALLEY MECHANICAL	Fresno	69		69				
MINDECO CORPORATION	Fresno	155				155		
PEABODY FLOWAY INC	Fresno	66		66				
QUINN COMPANY	Fresno	34	34					
RAIL COMPANY	Lemoore NAS	8-		8-				

PRIME CONTRACT AWARDS BY STATE, COUNTY, CONTRACTOR, AND PLACE
 FISCAL YEAR 1988 (OCT - SEP)
 California

COUNTY NAME/ CONTRACTOR NAME	LOCATION NAME	DOD TOTAL	ARMY	NAVY	AIR FORCE	DLA	OCE	ODA
Fresno								
RCA CORPORATION	Lemoore NAS	88		88				
ROOFING CONSTRUCTORS INC	Lemoore NAS	148		148				
SMS DATA PRODUCTS GROUP INC	Fresno	26	26					
SOUTHERN CALIFORNIA ROOFG CO	Fresno Air National	385	385					
TRAVELLERS REST & HOTELS CORP	Fresno	60	60					
UNIVERSAL COATINGS, INC	Clovis	951		951	182			
UP-RIGHT, INC	Selma	223		41				
WALLCO INC	Sanger	27	27					
WEITZEL LEE GENERAL CONTRACTING	Lemoore NAS	67		67				
WOOD J R INC	Sanger	377				377		
TOTAL - Fresno		13,558	963	8,067	1,614	2,162		752
Glenn								
ADAMS & SMITH INC	Orland	44						44
SUNRISE LANDSCAPING	Orland	37						37
TONNEY EUGENE INC	Orland	88					88	
TOTAL - Glenn		169					88	81
Humboldt								
2M MACHINING & MFG CO	Glendale	38			38			
AERO ENGINEERING & MFG CO CAL	Glendale	107		107				
AMERICAN SAFETY FLIGHT SYSTEMS	Glendale	208		128	80			
BACKGROUND ENGINEERS INC	Glendale	56-		56-				
BEAR MEDICAL SYSTEMS, INC	Riverside	362		328	34			
BIOPHYSIC MEDICAL INC	Pleasant Hill	80		80				
BOURNS INC	Riverside	182		126				
BOURNS INSTRUMENTS INC	Riverside	80		80				
C D M PRECISION MACHINING INC	Riverside	80-						
C H K ENTERPRISES INC	Ferndale	340		340				
CASTLE SYBRON	Glendale	46						
CATALINA PLASTICS AND COATING	Glendale	72						
ENVIRONMENTAL HLTH RES & TSTG	Hoopla	1,977					72	1,977
FEDMARK INCORPORATED	Glendale	29	29					
G & H TECHNOLOGY INC	Glendale	37						
GIGA-TRONICS INCORPORATED	Pleasant Hill	1,214		1,071				
GLENAIR INC	Glendale	1,018	873	89				
JEWETT-CAMERON LUMBER CORP	Fortuna	61						
LACO ASSOCIATES INC	Ferndale	31-		31-				
MANSON CNSTR & ENGRG CO	Eureka	863						863
MASON ELECTRIC CO INC	Glendale	149		70				
MOTOROLA INC	Riverside	32						
OLKIN PHILLIP DR	Fortuna	30		30				
PACIFIC AFFILIATES	Eureka	36						
PACIFIC WESTERN LUMBER INC	Fortuna	64						36
PRODUCTS RES & CHEMICAL CORP	Glendale	48						
RENNER L & M INC	Eureka	105						
ROHR INDUSTRIES INC	Riverside	694		694				

PRIME CONTRACT AWARDS BY STATE, COUNTY, CONTRACTOR, AND PLACE
 FISCAL YEAR 1988 (OCT - SEP)
 California

COUNTY NAME/ CONTRACTOR NAME	LOCATION NAME	DOD TOTAL	ARMY	NAVY	AIR FORCE	DLA	OCE	ODA
Humboldt								
SCHRAM CONSTRUCTION, INC	Ferndale	345		345				
SINGER COMPANY THE	Glendale	5,905		5,905				
SKY SPARES PARTS INC	Riverside	203			203			
SOFTWARE CENTRAL INC	Glendale	29	29					
TALLEY CORPORATION	Newburg	77				77		
TONKIN CONSTRUCTION CO	Eureka	274					274	
UNIVERSITY OF CALIFORNIA	Riverside	183		183				
WALCO SUPPLY CO INC	Glendale	79		79				
WESTERN FILAMENT INC	Glendale	54		54				
WESTERN MAGNETICS, INC	Glendale	43				43		
WHITE R E & ASSOCIATES INC	Glendale	66				66		
WINZLER KLLY CNSLTING ENGNERS	Ferndale	164		164				
Z M P INC	Glendale	66		33		33		
TOTAL - Humboldt		15,193	931	9,411	926	739	3,186	
Imperial								
ALPHA MAINTENANCE INCORPORATED	El Centro	83		83				
BLACKMAN ED & SON PLUMBING	El Centro	236		236				
CASE J I COMPANY	Imperial	221	221					
CASTRO, BEN A CONSTRUCTION	El Centro	379		379				
CHAVEZ, J D PAINTING INC	El Centro	85		85				
COFFMAN CONSTRUCTION INC	El Centro	25-		25-				
COLEMAN/CASKEY ARCHITECTS INC	El Centro	129	129					
GATRON INDUSTRIES	Palo Verde	40				40		
GAYLORD BUILDERS	El Centro	185		185				
GIBSON OIL CO	El Centro	422				422		
GILLESPIE DE LORENZO	El Centro	75		75				
JAT & ASSOCIATES	El Centro	36		36				
KUHN B W	El Centro	152		152				
LOCKE AIR CONDITIONING & CUST	El Centro	238		238				
LOCKHEED SUPPORT SYSTEMS INC	El Centro	2,352		2,352				
MALS PROPERTIES	El Centro	25		25				
MAYTAG AIRCRAFT CORPORATION	El Centro	481				481		
MILFORD T CONSTRUCTION CORP	El Centro	339		339				
MILLER CONSTRUCTION	El Centro	768		768				
MORRISON KNUDSEN SERVICES INC	El Centro	32		32				
MORRISON-KNUDSEN INTL CO	El Centro	1,250		1,250				
PALOMAR GRADING & PAVING INC	El Centro	25-		25-				
REEVES DONALD J & ASSOCIATES	El Centro	96	96					
SALTS GUY G AND ASSOCIATES INC	El Centro	52		52				
SEPARATION SYSTEMS TECHNOLOGY	Sandia	50		50				
SUBURBAN SANITATION SERVICES	El Centro	62		62				
SUBURBAN SANITATION SERVICES	El Centro	83		83				
SUN SECURITY SERVICES	El Centro	74-		74-				
SUN SECURITY SERVICES	El Centro	564		564				
SUNFLOWER LANDSCAPE	El Centro	343		343				
SUPREME ELEC CONTRACTORS	El Centro	34		34				

PRIME CONTRACT AWARDS BY STATE, COUNTY, CONTRACTOR, AND PLACE
 FISCAL YEAR 1988 (OCT - SEP)
 California

COUNTY NAME/ CONTRACTOR NAME	LOCATION NAME	DOD TOTAL	ARMY	NAVY	AIR FORCE	DLA	OCE	ODA
Imperial								
TRADEMARK CONSTRUCTION CO INC	El Centro	636		636				
UNITEC SYSTEMS INC	Laguna Dam	52		52				
VAL ROCK INC	El Centro	30		30				
WESTEC CONSTRUCTION CO	El Centro	25		25				
TOTAL - Imperial		9,431	446	8,042		943		
Inyo								
AMPEX CORPORATION	China Lake NWC	297		297				
ANDERSON DE BARTOLO PAN INC	China Lake NWC	80		80				
BENSON & GERF-N INC	China Lake NWC	256		256				
CENTURY-BILBREY ROOF CO INC	China Lake NWC	227		227				
CHEMICAL WASTE MANAGEMENT	China Lake NWC	68		68		68		
COMPUTER SCIENCES CORPORATION	China Lake NWC	422		422				
CONTINENTAL CONSTRUCTION CO	China Lake NWC	929		929				
CONTROL ELECTRONICS INC	China Lake NWC	40		40				
EASTMAN KODAK COMPANY	China Lake NWC	62		62				
ENTRON SYSTEMS CO	China Lake NWC	423		423				
EXECUTIVE RESOURCE ASSOCIATES	China Lake NWC	412		412				
F2M INC	China Lake NWC	2,412		2,412				
FALCON SYSTEMS INC	China Lake NWC	2,847		2,847				
FLIGHT SYSTEMS INC	China Lake NWC	163		163				
FORD AEROSPACE	China Lake NWC	258		258				
HEWLETT-PACKARD COMPANY	China Lake NWC	5,924		5,924				
HONEYWELL INC	China Lake NWC	379		379				
INTERNATIONAL BUS MCHS CORP	China Lake NWC	60		60				
LOGISTICS MANAGEMENT ENGRG	China Lake NWC	342		342				
MC AULIFFE MECHANICAL INC	China Lake NWC	588		588				
MERTZ CONSTRUCTION	China Lake NWC	1,609		1,609				
MINOLTA CORP	China Lake NWC	272		272				
MOTOROLA COMMUNICATIONS & ELEC	China Lake NWC	54		54				
MYERS GARY B OD	China Lake NWC	120		120				
ORBAS & ASSOCIATES	China Lake NWC	38		38				
P R C KENTRON	China Lake NWC	193		193				
PAN AMERICAN WORLD AIRWAYS	China Lake NWC	585		585				
ROE ENTERPRISES INC	China Lake NWC	571		571				
S T RESEARCH CORPORATION	China Lake NWC	521		521				
SOUTHERN SYSTEMS INC	China Lake NWC	84		84				
SOUTHWEST RESEARCH INSTITUTE	China Lake NWC	29		29				
STEVENS CONSTRUCTION INC	China Lake NWC	62		62				
TELOS CORPORATION	China Lake NWC	703		703				
VVR ENTERPRISES	China Lake NWC	365		365				
WOODFORD PARKINSON WYNN PTNS	China Lake NWC	58		58				
XEROX CORPORATION	China Lake NWC	42-		42-				
TOTAL - Inyo		21,528		21,460		68		
Kern								
A T & T INFORMATION SYSTEMS	Edwards AFB	38						38

PRIME CONTRACT AWARDS BY STATE, COUNTY, CONTRACTOR, AND PLACE
 FISCAL YEAR 1988 (OCT - SEP)
 California

		(DOLLARS IN THOUSANDS)						
CONTRACTOR NAME	LOCATION NAME	DOD TOTAL	ARMY	NAVY	AIR FORCE	DLA	OCE	ODA
Kern								
ACUREX CORPORATION	Mountain View	86						
ADVANCED ELECTRIC SYSTEMS	Mountain View	224						
ALL PHASE ELECTRIC SUPPLY CO	Bakersfield East	67						
ALL STAR MAINTENANCE INC	Edwards AFB	231			231			
ALLIANCE PROPERTIES INC	China Lake NWC	2,828		2,828				
ALTRAMENTECH INC	China Lake NWC	95		95				
AMERICAN STANDARD INDUSTRIAL S	Edwards AFB	33			625		33	
ANTELOPE VLY ASSOC RET CH	Edwards AFB	625						
APPLIED DYNAMICS INTL	China Lake NWC	101		101				
APPLIED TECHNOLOGY ASSOC INC DEL	Mountain View	350		350				
ARROWSMITH INDUSTRIES INC	Ridgecrest	6,144	51	6,093				
ASHLAND CONSTRUCTION CO INC	Edwards AFB	70			70			
ASPHALT CONSTRUCTION CO INC	Edwards AFB	311			311			
ASTRON RESEARCH & ENGINEERING	Mountain View	239			239			
ATKINS CLAUDE E ENTERPRISES	Edwards AFB	996			996			
AVEDON CORPORATION	Edwards AFB	34	34					
B & D REFRIGERATION	Edwards AFB	29			29			
B F G C INC	Edwards AFB	156	156					
BAKER CONSULTANTS INC	China Lake NWC	36		36				
BECTON DICKINSON & COMPANY	Mountain View	139		139				
BELL JAMES CORP	Edwards AFB	312			312			
BEST YET CARPET	Edwards AFB	76			76			
BRICENO AIR CONDITIONING	Edwards AFB	195			195			
BROCKMEIER CONSULTING ENGR	China Lake NWC	68		68				
BURGESON CONTRACTOR	Edwards AFB	60			60			
BUSHNELL COMPUTER SERVICES	Ridgecrest	48		48				
C & B EXTERMINATING	Edwards AFB	65			65			
C R JEFFRIES CONSTRUCTION	Edwards AFB	112			112			
CABLETRON SYSTEMS INC	Mountain View	38	38					
CALIFORNIA STATE UNIV - CHICO	Bakersfield	168		168				
CALIFORNIA STATE UNIV - CHICO	China Lake NWC	28		28				
CALIFORNIA STATE UNIV - CHICO	Ridgecrest	218		218				
CALSPAN CORPORATION	Edwards AFB	860			860			
CATES CONSTRUCTION INC	Edwards AFB	34	34					
CHALCO INDUSTRIES INC	Edwards AFB	1,457			1,457			
CLEMONS ELECTRICAL	Edwards AFB	317			317			
COLEMAN/CASKEY ARCHITECTS INC	Edwards AFB	50	50					
COMARCO INC	Ridgecrest	29,685		29,685				
COMMAIR MECHANICAL SERVICES	China Lake NWC	81		81				
COMMUNICATIONS TECHNOLOGY CORP	Edwards AFB	170			170			
COMPUTER SCIENCES CORPORATION	Edwards AFB	55,506			55,506			
COMPUTER SCIENCES CORPORATION	Ridgecrest	17,092		17,092				
COMPUTERVISION CORPORATION	Edwards AFB	61			61			
COMTEL CORP	China Lake NWC	45		45				
CONAN PACIFIC PARTS CO	Bakersfield	30						30
CONTINENTAL LASER CORP	Mountain View	28			28			
CONTROL DATA CORPORATION	Edwards AFB	3,018			3,018			

COUNTY NAME/ CONTRACTOR NAME		LOCATION NAME	DOD TOTAL	ARMY	NAVY	AIR FORCE	DLA	OCE	ODA
(DOLLARS IN THOUSANDS)									
Kern	COX CONSTRUCTION INC	Edwards AFB	2,134	488		1,646			
	CPT CORPORATION	Edwards AFB	88			88			
	CREATIVE SYSTEMS ELECTRONICS	Mountain View	25-		25-				
	CROTHALL AMERICAN INC	Edwards AFB	213			213			
	CTA INCORPORATED	Ridgecrest	20,814		18,665	2,149			
	CUMMUNICATION TECHNOLOGY	Edwards AFB	2,244			2,244			
	CURTOM BLDG & DEVELOPMENT CORP	Edwards AFB	184			184			
	CXR TELCOM CORPORATION	Mountain View	47			47			
	D. C. CONTRACTORS INC	China Lake NWC	84		84				
	DAISY SYSTEMS CORPORATION	Mountain View	206		206				
	DAMES & MOORE	China Lake NWC	55		55				
	DANGUARD INC	Edwards AFB	513			513			
	DATA GENERAL CORPORATION	Edwards AFB	292			292			
	DATAPPOINT CORPORATION	Edwards AFB	33			33			
	DATATAPE DIVISION	Edwards AFB	57		57				
	DECOM SYSTEMS INC	China Lake NWC	72		72				
	DESERT CONSTRUCTION CO	China Lake NWC	804		804				
	DESIGNED MOBILE SYS IND	China Lake NWC	406			406			
	DI EDCC ENTERPRISES	Edwards AFB	45			45			
	DIATECH INC	Edwards AFB	94						
	DIGITAL EQUIPMENT CORPORATION	Ridgecrest	4,772		4,772				
	DIGITAL EQUIPMENT CORPORATION	China Lake NWC	1,263			1,263			
	DIGITAL EQUIPMENT CORPORATION	Edwards AFB	2,127		2,127				
	DIGITAL MICROWAVE CORPORATION	Ridgecrest	177						
	DIGITAL MICROWAVE CORPORATION	China Lake NWC	217		217				
	DRYCAF CORPORAT ON	China Lake NWC	217						
	DTK COMPANY INC	Edwards AFB	564			564			
	DUNHAM TRANSFER	Ridgecrest	82		82				
	E C CORPORATION	Ridgecrest	2,800		2,800				
	EASTMAN KODAK COMPANY	Edwards AFB	111			111			
	EL - SHADDAI INC	Edwards AFB	121		121				
	ELECTRICAL SYSTEMS ENGRG CO	China Lake NWC	63		63				
	ELLIOTT R D CONSTRUCTION	China Lake NWC	47			47			
	ELLIS POULTRY INC	Edwards AFB	376						
	ENGINEERING-SCIENCE INC	Delato	47						
	EXTRA BUILDERS INC	Edwards AFB	1,428		1,428				
	F & M ENGINEERING CONTRACTOR	Edwards AFB	30			30			
	F & M ENGINEERING CONTRACTOR	Edwards AFB	660			660			
	F & M ENGINEERING CONTRACTOR	Lake Isabella	304-						
	FAIRCHILD WESTON SYSTEMS INC	China Lake NWC	88						
	FAIRCHILD WESTON SYSTEMS INC	Edwards AFB	88		88				
	FALCON SYSTEMS INC	Edwards AFB	434			434			
	FEDERAL AIRWAYS CORPORATION	Ridgecrest	84		84				
	FEDERAL ELECTRIC CORPORATION	Edwards AFB	59			59			
	FEDERAL PRISON CAMP	Edwards AFB	2,217		182	2,217			
	FLIGHT RESEARCH INC	Boron	182						
	FLIGHT SYSTEMS INC	Mojave	37			37			
	FLIGHT SYSTEMS INC	Mojave	4,389		2,474	1,915			
	FLIGHT SYSTEMS INC	Ridgecrest	148						
	FLOATING POINT SYSTEMS INC	Edwards AFB	53						

304-

PRIME CONTRACT AWARDS BY STATE, COUNTY, CONTRACTOR, AND PLACE
 FISCAL YEAR 1988 (OCT - SEP)
 California

COUNTY NAME/ CONTRACTOR NAME		LOCATION NAME	DOD TOTAL	ARMY	NAVY	AIR FORCE	DLA	OCE	ODA
(DOLLARS IN THOUSANDS)									
Kern	FORBES MANUFACTURING, INC	Mountain View	2,906			2,906			
	G M TYPEWRITER REPAIR	Edwards AFB	43			43			
	GARCIA PAVING CO	Edwards AFB	61-			61-			
	GARCIA ROOFING INC	Edwards AFB	499			499			
	GENERAL DYNAMICS CORPORATION	Edwards AFB	120			120			
	GENERAL ELECTRIC COMPANY	China Lake NWC	71				71		
	GOULD INC	China Lake NWC	45		45				
	GRILLIAS, PIRC, ROSIER, ALVES	Edwards AFB	289	289					
	GRUMMAN AEROSPACE CORPORATION	Edwards AFB	6,158			6,158			
	GTE PRODUCTS CORP DEL CORP	Mountain View	11,918	1,604	10,169	145			
	H & H CONSTRUCTION	Bakersfield	134	134					
	H B MAC INC	Edwards AFB	28	28					
	HACIENDA LANDSCAPE	China Lake NWC	242		242				
	HALL CONNIE COMPANY	Bakersfield	28	28					
	HALL CONNIE COMPANY	Edwards AFB	434			434			
	HANNING CONSTRUCTION	China Lake NWC	35	35					
	HDR INFRASTRUCTURE INC	China Lake NWC	86	86					
	HEATHMAN INC	Edwards AFB	3,707	3,707					
	HEWLETT-PACKARD COMPANY	Edwards AFB	67			67			
	HEWLETT-PACKARD COMPANY	Mountain View	2,148			198	1,950		
	HONEYWELL BULL AG	China Lake NWC	66		66				
	HONEYWELL INC	Ridgecrest	126		126				
	HOWARD SUPPLY CO	Bakersfield	48		48				
	INCON BUILDING SYSTEMS INC	China Lake NWC	345		345				
	INDEX TECHNOLOGY CORP	China Lake NWC	31		31				
	INDUSTRIAL CONTRACTORS INC	Edwards AFB	5,874	5,874					
	INSTRUMENT CONTROL SERVICE	China Lake NWC	849		849				
	INTELLIGENTICS INC	Mountain View	50	50					
	INTERGRAPH CORPORATION	China Lake NWC	39		39				
	INTERNATIONAL BUS MCHS CORP	Edwards AFB	92		92				
	INTERNATIONAL BUS MCHS CORP	Ridgecrest	693	693					
	INTERTEX INC	Edwards AFB	96			96			
	IRVINE CONSTRUCTION	Edwards AFB	131	131					
	ISHII WILLIAM R AND ASSOC	Edwards AFB	64-			64-			
	ITT CORPORATION	Edwards AFB	477			477			
	J B INDUSTRIES DIV	Edwards AFB	66			66			
	J D L CONSTRUCTION INC	Edwards AFB	35	35					
	JACOBS ENGINEERING GROUP INC	Edwards AFB	87			87			
	JENKINS GALES & MARTINE	Edwards AFB	50					50	
	JIM PRUITT	Lake Isabella	1,946			1,946			
	KENTRON INTERNATIONAL	Edwards AFB	195			195			
	KILGORE SERVICES	Edwards AFB	498	498					
	KING-BENIOFF-STEINMANN-KING	Edwards AFB	383			383			
	L P COM	Mountain View	344			344			
	LECHER CONSTRUCTION CO	Edwards AFB	47						
	LEVINE FRICKE	China Lake NWC	47		47				
	LIGHTWAVE ELECTRONICS CORP	Mountain View	226		226				

PRIME CONTRACT AWARDS BY STATE, COUNTY, CONTRACTOR, AND PLACE
 FISCAL YEAR 1988 (OCT - SEP)
 California

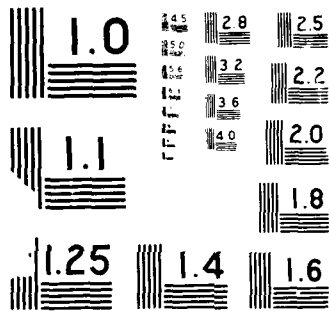
COUNTY NAME/ CONTRACTOR NAME		LOCATION NAME	DOD TOTAL	ARMY	NAVY	DLA	OCE	ODA
(DOLLARS IN THOUSANDS)								
							ATR FORCE	
Kern	LITTON INDUSTRIES INC	Ridgecrest	171		171			
	LOCKHEED SUPPORT SYSTEMS INC	Edwards AFB	2,800				2,800	
	LOPEZ C PAINTING	Edwards AFB	579				579	
	LOS ANGELES AIR CONDITIONING	China Lake NWC	798					
	LOTT H A INC	Edwards AFB	367					
	LUXTRON CORPORATION	Mountain View	77		77			
	M M R TECHNOLOGIES INC	Mountain View	208		208			
	MANAGEMENT TCHNCAL SVCS CMPNY	Edwards AFB	1,337				1,337	
	MARTIN C COMPANY INC	Ridgecrest	80		80			
	MATLIN & DVORETZKY AIA	China Lake NWC	464			464		
	MAYTAG AIRCRAFT CORPORATION	China Lake NWC	112					
	MC ALLISTER T W & ASSOCIATES	China Lake NWC	37				37	
	MC LAUGHLIN CONSTRUCTION INC	Edwards AFB	136					136
	MERCURY REFUELING INC	Bakersfield	252		252			
	MINNESOTA MIN & MFG COMPANY	Bdfish	33					
	MIRALLES ASSOCIATES INC	Edwards AFB	32		32			
	MITCHELL-WEBB ASSOCIATES INC	China Lake NWC	138	138				
	MITCHELL-WEBB ASSOCIATES INC	Edwards AFB	68					
	MOCK RESOURCES, INC	Bakersfield	138					
	MOSLER SAFE CO THE	China Lake NWC	26					
	NAACO INC	China Lake NWC	116					
	NATIONAL NUCLEAR CORP	Mountain View	161					
	NEVADA REFINING CO	Bakersfield	1,142					1,142
	NIELSEN ENGINEERING AND RES	Mountain View	1,301					
	NISSEI SANGYO AMERICA LTD	Mountain View	300					
	NORTH AMERICAN RIGG & TRANSPT	Edwards AFB	28	189			589	
	NTS ENGINEERING	Edwards AFB	306				28	
	ORACLE CORPORATION	Edwards AFB	59				306	
	P B S BUILDING SYSTEMS OF AMER	Edwards AFB	3,755				59	
	PACIFIC BELL	Edwards AFB	143				143	
	PACIFIC COAST CONSTRUCTION I	Edwards AFB	674		674			
	PACIFIC GAS AND ELC COMPANY	China Lake NWC	44					
	PACIFIC GENERAL INC	Edwards AFB	333				3,233	
	PALOMAR GRADING & PAVING INC	China Lake NWC	44		44			
	PARAGON PROTECTIVE CONCEPTS	China Lake NWC	35		35			
	PARSONS RALPH M COMPANY THE	Edwards AFB	88	88				
	PERKIN ELMER CORPORATION	Mountain View	58					58
	PERKIN ELMER CORPORATION	Ridgecrest	81					
	PICTURE PLACE THE	Ridgecrest	36					
	PROTRONIX INC	Edwards AFB	72					72
	R C R GENERAL CONTRACTORS	Edwards AFB	50	50				
	RACHLIN & ROBERTS ARCHITECTS	China Lake NWC	75					
	RAMCOR INC	China Lake NWC	50					
	REARDON JOHN W	Ridgecrest	243					
	REGIONAL ENVIRONMENTAL CNSLTANTS	China Lake NWC	125					125
	RESOURCE MANAGEMENT ASSOC	Edwards AFB	170					170
	RICWAY INC	Mountain View	98					
		China Lake NWC						

PRIME CONTRACT AWARDS BY STATE, COUNTY, CONTRACTOR, AND PLACE
 FISCAL YEAR 1988 (OCT - SEP)
 California

		(DOLLARS IN THOUSANDS)						
COUNTY NAME/ CONTRACTOR NAME	LOCATION NAME	COD TOTAL	ARMY	NAVY	AIR FORCE	DLA	OCE	ODA
Kern								
ROCKWELL INTERNATIONAL CORP	Edwards AFB	3,881			3,881			
ROE ENTERPRISES INC	Edwards AFB	3,163	163					
ROSEMOUNT INC	China Lake NWC	54		54				
SANTA FE ENGINEERS INC	Edwards AFB	86	86					
SC & A INC	Ridgecrest	844		844				
SCHWABEL PETROLEUM CO INC	Bakersfield	2,643		160		2,643		
SCI FORTUNE INC	Naval Weapons Center	59			59			
SCOTSMAN MANUFACTURING CO INC	Edwards AFB	33			33			
SEEMAN LARRY ASSOCIATES INC	China Lake NWC	112		112				
SERGEANT MECHANICAL SYSTEMS	Mountain View	123		50				
SILICON GRAPHICS INC	Edwards AFB	883	73		883			
SINGER COMPANY THE	China Lake NWC	170		170				
SIT REK LEO CONSTRUCTION	Tehachapi	12			12			
SKY ARK NORTH	China Lake NWC	27		27				
SOLTEC INC	Edwards AFB	6,844		219	6,844			
SOUTHERN CAL EDISON COMPANY	China Lake NWC	219						
SOUTHERN SPECIALTY CO	Edwards AFB	5,397			5,397			
SPARTA INC	Edwards AFB	133		49	86			
SPECTRA PHYSICS INC	Mountain View	892		26	892			
SPERRY CORPORATION	Edwards AFB	235			235			
SPERRY CORPORATION	Ridgecrest	675			675			
SPERRY CORPORATION	Edwards AFB	43		43				
SPRING STREET FOUNDATION INC	China Lake NWC	303		72				
STEVENS CONSTRUCTION INC	Mountain View	185			185			
SUN MICROSYSTEMS INC	Edwards AFB	155			155			
SUN MICROSYSTEMS INC	Mountain View	179			179			
SUPAC SYSTEMS INC	Edwards AFB	2,360	114	2,067				
SYNERNET CORP	China Lake NWC	138		138				
SYTEK INC	Edwards AFB	28			28			
T A D TECHNICAL SERVICES CORP	China Lake NWC	2,389	71	2,318				
T O M I INC	Edwards AFB	115			115			
TECHNOLOGY FOR COMMCTNS INTL	Mountain View	4,554		30	4,524			
TEKTRONIX INC	Mountain View	700		700				
TELEDYNE INC	Mountain View	1,353						
TELEDYNE MEC	Mountain View	147						
TERO TEK INTERNATIONAL INC	Dellano	1,147	1,353					
TEXAS INSTRUMENTS INCORPORATED	Ridgecrest	58						
THOMAS REFUSE SERVICE INC	Lake Isabella	35						
TURNER CRANE SERVICE INC	Edwards AFB	148			148			
UNICORN SERVICES	Edwards AFB	150			150			
UNISYS CORPORATION	Edwards AFB	13,390		13,390				
UNITED AIRLINES SERVICES CORP	China Lake NWC	677			677			
UNITED STATES DEPT ENERGY	Edwards AFB	337		337				
UNIVERSAL COATINGS, INC	China Lake NWC	1,510			1,510			
UNIVERSITY OF DAYTON INC	Edwards AFB	385		385				
VALLEY ENGINEERS INC	China Lake NWC	11,421			11,421			
VERAC INCORPORATED	Edwards AFB	58						

PRIME CONTRACT AWARDS BY STATE, COUNTY, CONTRACTOR, AND PLACE
 FISCAL YEAR 1988 (OCT - SEP)
 California

COUNTY NAME/ CONTRACTOR NAME	LOCATION NAME	DOD TOTAL	ARMY	NAVY	AIR FORCE	DLA	OCE	ODA
Kern								
VIDEOMETRICS INC	Ridgecrest	29						
VISTA RESEARCH INC	Mountain View	149		29				
VITRC CORPORATION	Ridgecrest	149		149				
WAGGNER ELECTRONICS ENGINEER	China Lake NWC	7,344	7	344				
WALTERS FLYING SERVICE	China Lake NWC	49		49				
WANG LABORATORIES INC	Edwards AFB	61			61			
WESTINGHOUSE ELECTRIC CORP	China Lake NWC	290		290				
WILTRON COMPANY	China Lake NWC	132		132				
WITCO CORPORATION	Oildale	879			879			
WOODSIDE CONSTRUCTION INC	China Lake NWC	356		356				
XEROX CORPORATION	Edwards AFB	362			362			
XEROX CORPORATION	Ridgecrest	102		102				
YORDI CONSTRUCTION INC	Edwards AFB	3,901			3,901			
ZENITH ELECTRONICS CORPORATION	Edwards AFB	37			37			
ZILLGENS HERMAN ASSOCIATES	China Lake NWC	60		60				
TOTAL - Kern		311,973	18,138	137,967	148,040	7,724	196-	300
Kings								
AQUA TERRA TECHNOLOGIES	Lemoore	61		61				
BUSINESS SERVICEMASTER CS INC	Lemoore	38		38				
D M C CONSTRUCTION INC	Lemoore	338		338				
DANIELS & SHANKLIN CNSTR CO	Lemoore	133		133				
DONOVAN CORP	Lemoore	129		129				
FISTES A J PAINTING CO	Lemoore	170		170				
I C G ELECTRIC INC	Lemoore	1,044		1,044				
INTERSTATE CONSTRUCTION INC	Lemoore	655		655				
KINGS VIEW	Hanford	38		38				
LEW ALLEN Y WILLIAM E PATNAUD	Lemoore	59		59				
LIFE SAFETY ENGINEERING	Lemoore	39		39				
MOORE FLOORING INC	Lemoore	43		43				
NELSON LEWIS C AND SONS INC	Lemoore	595		595				
RAIL COMPANY	Lemoore	30		30				
RICHARDS JAMES CO	Lemoore	57		57				
SCOTT-GRIFFIN INC	Lemoore	830		830				
SINGLETON CONTRACTING CORP	Lemoore	124		124				
STURMCRAFT CO INC	Lemoore	81		81				
SUGIMURA & ASSOC ARCHITECTS	Lemoore	79		79				
SUNNYBROOK INC	Lemoore	99		99				
TECH FOUR CONSTRUCTION CORP	Lemoore	258		258				
UNGER DEAN F AIA INC	Lemoore	76		76				
UTE WESTERN INC	Lemoore	391		391				
WARRICK ELECTRIC INC	Lemoore	159		159				
WETZEL LEE GENERAL CONTRACTING	Lemoore	137		137				
TOTAL - Kings		5,663		5,663				
Lake								
REYNOLDS SYSTEMS INC	Middletown	501		501				
TOTAL - Lake		501		501				



PRIME CONTRACT AWARDS BY STATE, COUNTY, CONTRACTOR, AND PLACE
 FISCAL YEAR 1988 (OCT - SEP)
 California

COUNTY NAME/ CONTRACTOR NAME		LOCATION NAME	DOD TOTAL	ARMY	NAVY	ATR FORCE	DLA	OCE	ODA
(DOLLARS IN THOUSANDS)									
Los Angeles	ABRASIVE-TOOL CORP	Compton	27				27		
	ACCENT GENERAL INC	Long Beach	79		79				
	ACCU-COPY INC	Agoura Hills	73		73				
	ACE GRINDING CO INC	Maywood	104		104				
	ACE INDUSTRIES INC	Santa Fe Springs	82		82	30			
	ACME CASTINGS INC	Huntington Park	30		30	94			
	ACROMIL CORPORATION	City of Industry	99		99	99			
	ACTA INCORPORATED	Torrance	50		50	50			
	ACUDATA SYSTEMS COMPANY INC	Gardena	32-	32-					
	ADAMS-RUSSELL CO INC	Los Angeles	575		498	77			
	ADAPTIVE CONCEPTS INC	Los Angeles	126	126					
	ADAPTIVE SENSORS INC	Santa Monica	732	186		546			
	ADMMASTER CORPORATION	Monrovia	200	200					
	ADIZES INSTITUTE INC	Santa Monica	252	252					
	ADMMASTER CORPORATION	Monrovia	479	479		28			
	ADSORBENTS DESICCANTS CORP AMR	Gardena	28		1,367				
	ADVANCE GEAR & MACHINE CORP	Gardena	1,367		78-				
	ADVANCE MACHINE CORP	Los Angeles	78-						
	ADVANCE RADIO ENTERTAINMENT	Los Angeles	41				75		41
	ADVANCE SARGAM CORPORATION	San Fernando	75						
	ADVANCE SURFACE TECHNOLOGY	Long Beach	58		58				
	ADVANCED MICROSPHERE PRODUCTS	Pasadena	43		43				
	ADVANCED MILLWAVE LABS INC	Westlake Village	64			64			
	ADVANCED MOBILE RADIO TELE SVC	Long Beach	32		32				
	ADVANCED SYSTEMS CONCEPTS INC	Altadena	47		47				
	ADVANCED SYSTEMS CONCEPTS INC	Pasadena	257	257					
	ADVANCED TECHNICAL CORPORATION	Los Angeles	31	31			267		
	ADVANCED TECHNOLOGY INC	El Segundo	736		91	347			
	ADVANCED TECHNOLOGY MACHINING	Valencia	125			125			
	ADVERTISING CONSULTANTS, INC	Los Angeles	41				41		
	AERLAB INC	Los Angeles	37	37					
	AERO ENGINEERING & MFG CO CAL	South El Monte	121-	149					
	AERO ENGINEERING & MFG CO CAL	Glendale	169						
	AERO SHEET METAL INC	Los Angeles	26		26				
	AERO-ELECTRIC CONNECTOR CO	Los Angeles	192						
	AERO-PRODUCTS RESEARCH INC	Compton	274						
	AERO-TECHNOLOGY CO	Los Angeles	28						
	AEROJET ELECTROSYSTEMS CO	Los Angeles	160						
	AEROJET ELECTROSYSTEMS CO	Azusa	217,803	860	57	216,886	274		
	AEROJET GENERAL CORPORATION	Redondo Beach	42			28			
	AEROJET GENERAL CORPORATION	Azusa	58,416			46,290			
	AEROJET GENERAL CORPORATION	Downey	13,384			13,384			
	AEROJET ORDNANCE COMPANY	Downey	104,846			104,121			
	AEROL COMPANY INC	Los Angeles	512			81			
	AEROL COMPANY INC	San Fernando	96		725	149			84
	AEROSPACE CORPORATION	El Segundo	367,000		198				96
	AEROTECH INDUSTRIES INC	South Gate	277		277				

PRIME CONTRACT AWARDS BY STATE, COUNTY, CONTRACTOR, AND PLACE
 FISCAL YEAR 1988 (OCT - SEP)
 California

COUNTY NAME/ CONTRACTOR NAME		LOCATION NAME	DOD TOTAL	ARMY	NAVY	ATR FORCE	DLA	OCE	ODA
(DOLLARS IN THOUSANDS)									
Los Angeles	AEROTRON OF CALIFORNIA LT	Long Beach	37-			37-			
	AEROVIRONMENT INC	Monrovia	471		423	48			
	AGBARIAN ASSOCIATES	El Segundo	30						30
	AGFA-GEVAERT INC	Burbank	33		33				
	AICON SYSTEMS INC	Los Angeles	554-	554-					
	AIR CARGO EQUIPMENT CORP	Compton	207		254	30	177		
	AIR DRY CORP OF AMERICA INC	Los Angeles	254						
	AIR HARBOR MACHINE CO	Carson	41			41			
	AIR INSTRO INC	Burbank	337	183	92	62			
	AIR LOGISTICS CORPORATION	Pasadena	1,079	100	34	815	130		
	AIR PACK PRODUCTS CORP	Los Angeles	414		332		82		
	AIR PRECISION CORPORATION	Inglewood	933			933			
	AIR PRODUCTS AND CHEMICALS	El Segundo	2,761			2,761			
	AIR SPECIALTIES CORPORATION	Los Angeles	4,796			4,796			
	AIRBORNE PRODUCT SUPPORT INC	Los Angeles	98-			98-			
	AIRCRAF CYLINDER & TURBINE	Los Angeles	31			31			
	AIRCRAF METAL PRODUCTS CORP	Marina del Ray	41	41					
	AIRDROME PARTS CO INC	Long Beach	39			39			
	AIRMARK CO	Glendale	48				48		
	AIRMARK PLASTICS CORPORATION	Westlake Village	29			29			
	ALAN GORDON ENTERPRISES INC	Los Angeles	78	78					
	ALATEC PRODUCTS INC	Los Angeles	156		156				
	ALBERTA TIRE CO INC	Hawthorne	77	77					
	ALCO FOODSERVICE EQUIPMENT CO	Gardena	51				51		
	ALCO PACIFIC INC	Long Beach	53		53				
	ALDEN GROUP INC THE	Santa Monica	31				31		
	ALL VALLEY WASHER SERVICE INC	Los Angeles	38		38				
	ALLFAST FASTENING SYSTEMS INC	City of Industry	36			36			
	ALLFAST FASTENING SYSTEMS INC	Culver City	126				126		
	ALLFAST FASTENING SYSTEMS INC	Industry	1,523				1,523		
	ALLIED SIGNAL AEROSPACE CO	Burbank	85		443	85			
	ALLIED SIGNAL AEROSPACE CO	Carson	443						
	ALLIED SIGNAL AEROSPACE CO	Charter Oak	61				61		
	ALLIED SIGNAL AEROSPACE CO	Compton	356						
	ALLIED SIGNAL AEROSPACE CO	Duarte	124			124			
	ALLIED SIGNAL AEROSPACE CO	El Segundo	185			185			
	ALLIED SIGNAL AEROSPACE CO	Lakewood	809						
	ALLIED SIGNAL AEROSPACE CO	Los Angeles	30	30	809	4,908-	4,031		
	ALLIED SIGNAL AEROSPACE CO	Torrance	1,389	8,383	2,236	48,927	2,565		
	ALLIED SIGNAL AEROSPACE CO	Compton	101,564	37	41,689				
	ALLIED SIGNAL INC	Compton	37						
	ALLIED SIGNAL INC	El Segundo	163				163		
	ALLIED SIGNAL INC	Los Angeles	5,354		4,734	620			
	ALLIED SIGNAL INC	Torrance	1,778	93	345	832	508		
	ALLIED SIGNAL INC	Westlake Village	1,140	1,140					
	ALMOND INSTRUMENTS CO INC	Covina	161		81	80			
	ALMOND INSTRUMENTS CO INC	West Covina	101-		101-				
	ALSON INDUSTRIES INC	Compton	86			86			

PRIME CONTRACT AWARDS BY STATE, COUNTY, CONTRACTOR, AND PLACE
 FISCAL YEAR 1988 (OCT - SEP)
 California

COUNTY NAME/ CONTRACTOR NAME	LOCATION NAME	DOD TOTAL	ARMY	NAVY	AIR FORCE	DLA	OCE	ODA
Los Angeles	INDUS RFRGN TECHNOLOGY	37		37				
APPLIED MACHINERY CO	Long Beach	34		34				
APPLIED MICROWAVE ENERGY INC	Los Angeles	247		247				
APPLIED PRECISION OPTICS INC	Westlake Village	32-						
APPLIED RESEARCH LABORATORIES	Monrovia	159	32-	159				
APPLIED RESEARCH LABORATORIES	Los Angeles	34		34				
APPLIED SOLAR ENERGY CORP	Valencia	134			134			
APPLIED THEORY INC	City of Industry	276						
AQUA-SERV ENGINEERS INC	Los Angeles	44		44				276
AQUASIS SERVICES INC	Los Angeles	283			283			
ARA INC	Los Angeles	3,407	3,407					
ARC MACHINES INC	City of Industry	3,407						
ARCADIA CHAIR CO	Los Angeles	491		491				
ARCCN ELECTRIC LTD	Gardena	229		112				
ARETE ASSOCIATES	Los Angeles	187	117	187				
ARGA CONTROLS INC	La Mirada	34			34			
ARIAS RESEARCH ASSOCIATES.	Los Angeles	1,237		1,237				
ARMO MACHINE CO	Pasadena	44			44			
ARMOUR AMERICA INCORPORATED	Downey	372			372			195
ARMOUR AMERICA INCORPORATED	Burbank	195						65
ARMOUR OF AMERICA	South Gate	136		71				
ARROW ELECTRONICS INC	Beverly Hills	227		227				
ASCO MACHINE PRODUCTS INC	Los Angeles	40		40				
ASHLAND OIL INC	Los Angeles	337		337				
ASKEW HARDWARE & SUPPLY INC	Los Angeles	148		148				
ASPECTS INC	El Segundo	365-	179-		186-			1,644
ASSOCIATED AIRCRAFT MFG & SLS	Long Beach	1,644						
ASSOCIATED DIESEL SVC & EQP CO	Long Beach	1,113		113				
ASTRO CLEANING & PACKG CORP	Commerce	31		31				
ASTRO LINK INC	Los Angeles	51			51			
ASTRO-SPAR INC	Los Angeles	32		32				
ASTRON RESEARCH & ENGINEERING	Los Angeles	261		261				
ASTROPHYSICS RESEARCH CORP	Downey	99-		99-				
ASTROPHYSICS RESEARCH CORP	Westlake Village	41			41			
ASYMAR INDUSTRY INC	Industry	178			178			
ATCKISON R E CO INC	Santa Monica	268			131			
ATHANA INCORPORATED	Long Beach	31	108	29				
ATLANTIC RESEARCH CORPORATION	Long Beach-Lakewood	31		31				
ATLANTIC RICHFIELD COMPANY	Hawthorne	56			56			
ATLAS HEADWEAR INC	Azusa	2,221			2,221			
ATLAS HOTELS INC	Torrance	341						341
AUTO FLOW PRODUCTS COMPANY INC	Los Angeles	133		133				
AUTOMATED MACHINE PRODUCTS	Carson	301,928						301,928
AUTOMATED SCIENCES GROUP INC	Compton	2,107						2,107
	Culver City	81						
	Long Beach	204		204				
	Gardena	153						
	Bell Gardens	6,270	6,270					
	Manhattan Beach	246-						

PRIME CONTRACT AWARDS BY STATE COUNTY, CONTRACTOR, AND PLACE
 FISCAL YEAR 1988 (OCT - SEP)
 California

COUNTY NAME/ CONTRACTOR NAME		LOCATION NAME	DOD TOTAL	ARMY	NAVY	AIR FORCE	DLA	OCE	ODA
Los Angeles	AUTOSPIN INC	Carson	319		319				
	AUTRONICS CORPORATION	Arcadia	34			34			
	AVEL CORPORATION	Gardena	3,347			3,318	29		
	AVIALL INC	Burbank	105-			105-			
	AVIBANK MFG INC	Burbank	634	277	59	255	43		
	AVION INSTRUMENT & REPAIR CORP	Los Angeles	34			34			
	AVNET INC	Los Angeles	131				131		
	AXIOMATIX	Los Angeles	60	60					
	AZAK CORP	Los Angeles	56		56				
	B & S SYSTEMS LTD	Los Angeles	91	41	50				
	B & W SERVICE INDUSTRIES INC	Los Angeles	656			656			
	B D SYSTEMS INC	Los Angeles Air Forc	944			944			
	B E K ENGINEERING INC	Torrance	50		50				
	B G MATERIALS	Compton	75-				75-		
	B H TANK WORKS INCORPORATED	Montebello	58		58				
	B N & S PRECISION	Los Angeles	37-	37-					
	B W I P INTERNATIONAL	Los Angeles	3,298		2,469	487	342		
	B W I P INTERNATIONAL	Vernon	688		688				
	BACUN INC	Burbank	155		155				
	BAHR MACHINE CO	Los Angeles	443			443			
	BAILLY MANUFACTURING	Gardena	72		72				
	BALLWIN GREEN INC	Los Angeles	36		36				
	BANEY G W INC	Burbank	239		33	79	127		
	BARCO AVIATION INC	Industry	76				76		
	BARNES EARL INC	Long Beach	1,314		1,314				
	BARNES GROUP INC	Gardena	681			655	26		
	BARRY WRIGHT CORPORATION	Burbank	349		129	150	70		
	BATTELLE MEMORIAL INSTITUTE	Azusa	42	42					
	BATTELLE MEMORIAL INSTITUTE	Los Angeles	40	40					
	BATTELLE MEMORIAL INSTITUTE	Santa Monica	136	136					
	BAUSCH & LOMB INC	San Dimas	246		246				
	BAXTER INTERNATIONAL INC	Long Beach	109						
	BAY DECKING CO INC	Long Beach	289		289				
	BDM CORPORATION	Hawthorne	99		99				
	BEARING INSPECTION INC	Santa Fe Springs	453			453			
	BEATRICE COMPANIES INC	Long Beach	413		413				
	BECO CHEMICAL COMPANY INC	Long Beach	63				63		
	BELIN COMPONENTS	Lynwood	33				33		
	BELL & HOWELL COMPANY	Gardena	213						
	BELL & HOWELL COMPANY	Pasadena	94	94					
	BELL INDUSTRIES INC	Hawthorne	707			437			
	BEMCO INC	Los Angeles	143			143			
	BENNETT BOWEN	Compton	36	36					
	BESFA INC	Carson	237	237					
	BETA INSTRUMENT CO	La Mirada	33-				33-		
	BETHANY SECURITY ENTERPRISES	EJ Segundo	224				224		
	BETHANY SECURITY ENTERPRISES	Los Angeles	141					141	

(DOLLARS IN THOUSANDS)

PRIME CONTRACT AWARDS BY STATE, COUNTY, CONTRACTOR, AND PLACE
FISCAL YEAR 1988 (OCT - SEP)
California

COUNTY NAME/ CONTRACTOR NAME		LOCATION NAME	DDO TOTAL	ARMY	NAVY	AIR FORCE	DLA	OCE	ODA
(DOLLARS IN THOUSANDS)									
Los Angeles	BEIZ ENTEC INC	Compton	106			106			
	BILLEISH INC	Los Angeles	986		986				
	BILLOWS ELECTRIC COMPANY	Compton	32	32			60		
	BIOCHEMICAL LABORATORIES INC	Gardena	60						
	BIRDSONG CORPORATION	Los Angeles	174	174					174
	BLACK O DOWD & ASSOCIATES INC	Long Beach	32	32					
	BLANC COMMUNICATIONS CORP	Beverly Hills	174						
	BOATECH	Long Beach	25	25					
	BOC INC	City of Industry	332			332			
	BOEING COMPANY THE	Duarte	6,399			6,399			
	BOLT BERANEK & NEWMAN INC	Los Angeles	1,087		1,087				
	BOOKSTEIN STEVE AND ASSOCS	Los Angeles	36						
	BORG-WARNER CORPORATION	Long Beach	231	231			84		
	BORG-WARNER CORPORATION	Los Angeles	282	71	127		397		
	BORG-WARNER CORPORATION	Vernon	424	27					
	BORROUGHS MFG CORP	Gardena	51		51				
	BP AMERICA INC	Gardena	11,591	11,591			50		
	BRACKET AIRCRAFT RADIO	La Verne	116						
	BRAND NAME CONTRACTOR	Los Angeles	2,796	2,796					
	BRENT CHEMICALS CORPORATION	La Mirada	59		59				
	BRILES PAUL R INC	Culver City	59		59				
	BRILES PAUL R INC	Gardena	192	72			49		
	BROWNSON HOMER D CO, THE	City of Commerce	41				41		
	BROWN & CO PAINTING CONTRS	Los Angeles	621			621			
	BUENA VISTA DISTRIBUTION CO	Burbank	718		718				
	BUENA VISTA INTERNATIONAL INC	Burbank	392						392
	BURTON MAGNEKOTE INC	Burbank	342		174				
	BUSS SYSTEMS INCORPORATED	Inglewood	104	104					
	BUTLER INDUSTRIES INC	El Segundo	569			569			
	C & W ENGINEERING & MFG CO	Valencia	91	25		66			
	C V INTERNATIONAL INC	Azusa	173			173			
	CAHN INSTRUMENTS INC	Torrance	42		42				
	CAL ABCO	Cerritos	26		26				
	CAL POWER CORPORATION	Los Angeles	374				292		
	CAL STATE PATROL SERVICE	El Segundo	1,139						
	CAL WESTERN PACKAGING CORP	Long Beach	5,616				5,616		
	CALAVAR CORPORATION	Compton	300-	1,139					
	CALCOR SPACE FACILITY INC	Santa Fe Springs	43			300-			
	CALIFORNIA AERO DYNAMICS CORP	Whittier	43			43			
	CALIFORNIA INDUS PRODUCTS	Los Angeles	1,197	189		973	35		
	CALIFORNIA INST FLATABLES CO	Santa Fe Springs	1,336						
	CALIFORNIA INST OF TECHNOLOGY	South El Monte	3,334	1,916		1,418			81
	CALIFORNIA LINEAR CIRCUITS	Pasadena	9,123	938	6,800	1,304	41		
	CALIFORNIA METALS	La Mirada	84	43					
	CALIFORNIA PLASTECK INC	Santa Fe Springs	31	31					
	CALIFORNIA RES & TECHNOLOGY	Los Angeles	64			64			
	CALIFORNIA SCREW PRODUCTS	Los Angeles	7,155	593	418		57		6,143

PRIME CONTRACT AWARDS BY STATE, COUNTY, CONTRACTOR, AND PLACE
FISCAL YEAR 1988 (OCT - SEP)
California

COUNTY NAME/ CONTRACTOR NAME		LOCATION NAME	DOD TOTAL	ARMY	NAVY	AIR FORCE	DLA	OCE	ODA
(DOLLARS IN THOUSANDS)									
Los Angeles	CHRISTIE ELECTRIC CORP	Torrance	719		124	595			
	CHURCHILL FILMS INC	Los Angeles	57-			57-			
	CININNATI INCORPORATED	Long Beach	50		52				
	CINCOM SYSTEMS INC	Long Beach	299		50				
	CINEMA MEDIA ASSOCIATES INC	Los Angeles	371		299				
	CINEMA PRODUCTS CORP	Los Angeles	103			371			
	CITY OF HOPE	Duarte	190			103			
	CLAREMONT UNIVERSITY CENTER	Claremont	31	190					31
	CLARK DICK PRODUCTIONS INC	Burbank	243		138	105			
	CLARKE & LEWIS INC	Whittier	400						
	CLASSIFIED	El Segundo	73			73			
	CLAYTON INDUSTRIES	El Monte	486						
	CLIFFDALE MFR CO INC	Los Angeles	126-	486		126-			
	COAST DRAPERY SERVICE	City of Commerce	49			49			
	COAST METAL CRAFT CORPORATION	Compton	828			289	58		
	COATING SPECIALTIES INC	Los Angeles	69			69			
	COHERENT INC	Saugus	81						
	COLLEGE OF OSTEOPATHIC	Pomona	307		27	307			
	COLLINS G L CORPORATION	Long Beach	46						
	COLLINS G L CORPORATION	Los Angeles	249	46					
	COLUMBIA PICTURES INDUSTRIES.	Burbank	294		249				
	COMCO SYSTEMS INC	Hawthorne	183		294				
	COMMAND CONTRL COMMUNICATIONS	Lomita	618	183					
	COMMAND CONTRL COMMUNICATIONS	Torrance	893	328					
	COMMAND SYSTEMS GROUP INC	Torrance	295	190					
	COMMUNICATION & POWER ENGRG	Calabasas	99						
	COMPONENT RESEARCH CO INC	Santa Monica	128						
	COMPOSITES HORIZONS INC	Covina	39		128				
	COMPU AIRE INC	Whittier	35						
	COMPU LAB INC	Los Angeles	25						
	COMPUTER MEASUREMENTS COMPANY	Los Angeles	25						
	COMPUTER SOFTWARE ANALYSTS	Inglewood	2,605	1,748					
	COMSTROX CORPORATION	Los Angeles	105			857			
	CONCORDE BATTERY CORP	Los Angeles Air Forc	864			105			
	CONDOR PACIFIC INDUSTRIES INC	West Covina	1,709	31					
	CONNECTING DEVICES INC	Los Angeles	51	757		607			
	CONNOLLY PACIFIC COMPANY	Long Beach	1,148						
	CONQUEST INDUSTRIES INC	Redondo Beach	368						
	CONRAC CORPORATION	Paramount	400						
	CONRAC CORPORATION	City of Industry	2,219	143					
	CONSOLIDATED AERONAUTICS CORP	Duarte	67	1,361					
	CONSOLIDATED CONTRACTORS	Los Angeles	466		551				
	CONSOLIDATED CONTROLS CORP	El Segundo	282		64-				
	CONSOLIDATED DEVICES INC	El Segundo	511		466				
	CONSOLIDATED DEVICES INC	City of Industry	87	442					
	CONSOLIDATED SEWING MACHINE	Industry	54		69				
	CONSULTING ENGINEERS	Los Angeles	101						
		Los Angeles	54						
		Los Angeles	101						
		Los Angeles	87						
		Los Angeles	54						
		Los Angeles	101						
		Los Angeles	54						
		Los Angeles	101						
		Los Angeles	87						
		Los Angeles	54						
		Los Angeles	101						
		Los Angeles	54						
		Los Angeles	101						
		Los Angeles	87						
		Los Angeles	54						
		Los Angeles	101						
		Los Angeles	54						
		Los Angeles	101						
		Los Angeles	87						
		Los Angeles	54						
		Los Angeles	101						
		Los Angeles	54						
		Los Angeles	101						
		Los Angeles	87						
		Los Angeles	54						
		Los Angeles	101						
		Los Angeles	54						
		Los Angeles	101						
		Los Angeles	87						
		Los Angeles	54						
		Los Angeles	101						
		Los Angeles	54						
		Los Angeles	101						
		Los Angeles	87						
		Los Angeles	54						
		Los Angeles	101						
		Los Angeles	54						
		Los Angeles	101						
		Los Angeles	87						
		Los Angeles	54						
		Los Angeles	101						
		Los Angeles	54						
		Los Angeles	101						
		Los Angeles	87						
		Los Angeles	54						
		Los Angeles	101						
		Los Angeles	54						
		Los Angeles	101						
		Los Angeles	87						
		Los Angeles	54						
		Los Angeles	101						
		Los Angeles	54						
		Los Angeles	101						
		Los Angeles	87						
		Los Angeles	54						
		Los Angeles	101						
		Los Angeles	54						
		Los Angeles	101						
		Los Angeles	87						
		Los Angeles	54						
		Los Angeles	101						
		Los Angeles	54						
		Los Angeles	101						
		Los Angeles	87						
		Los Angeles	54						
		Los Angeles	101						
		Los Angeles	54						
		Los Angeles	101						
		Los Angeles	87						
		Los Angeles	54						
		Los Angeles	101						
		Los Angeles	54						
		Los Angeles	101						
		Los Angeles	87						
		Los Angeles	54						
		Los Angeles	101						
		Los Angeles	54						
		Los Angeles	101						
		Los Angeles	87						
		Los Angeles	54						
		Los Angeles	101						
		Los Angeles	54						
		Los Angeles	101						
		Los Angeles	87						
		Los Angeles	54						
		Los Angeles	101						
		Los Angeles	54						
		Los Angeles	101						
		Los Angeles	87						
		Los Angeles	54						
		Los Angeles	101						
		Los Angeles	54						
		Los Angeles	101						
		Los Angeles	87						
		Los Angeles	54						
		Los Angeles	101						
		Los Angeles	54						
		Los Angeles	101						
		Los Angeles	87						
		Los Angeles	54						
		Los Angeles	101						
		Los Angeles	54						
		Los Angeles	101						
		Los Angeles	87						
		Los Angeles	54						
		Los Angeles	101						
		Los Angeles	54						
		Los Angeles	101						
		Los Angeles	87						
		Los Angeles	54						
		Los Angeles	101						
		Los Angeles	54						
		Los Angeles	101						
		Los Angeles	87						
		Los Angeles	54						
		Los Angeles	101						
		Los Angeles	54						
		Los Angeles	101						
		Los Angeles	87						
		Los Angeles	54						
		Los Angeles	101						
		Los Angeles	54						
		Los Angeles	101						
		Los Angeles	87						
		Los Angeles	54						
		Los Angeles	101						
		Los Angeles	54						
		Los Angeles	101						
		Los Angeles	87						
		Los Angeles	54						
		Los Angeles	101						
		Los Angeles	54						
		Los Angeles	101						
		Los Angeles	87						
		Los Angeles	54						
		Los Angeles	101						

PRIME CONTRACT AWARDS BY STATE, COUNTY, CONTRACTOR, AND PLACE
FISCAL YEAR 1983 (OCT - SEP)
California

(DOLLARS IN THOUSANDS)

COUNTY NAME/ CONTRACTOR NAME	LOCATION NAME	DDP TOTAL	ARMY	NAVY	AIR FORCE	DLA	OCE	ODA
Los Angeles	CONTE-GLANZ INDUSTRIES	139	199	1,066				
	CONTEL COMPUTER SYSTEMS, INC	1,086			675			
	CONTEL FEDERAL SYSTEMS INC	1,635						76
	CONTEL FEDERAL SYSTEMS INC	6						
	CONTINENTAL AIR TOOL INC	40		40				
	CONTRACT CARPET CO	27			27			
	CONTRACTORS CARGO COMPANY	148		148				
	CONVENTION MARKETING SERVICES	677	677					
	COOL MACHINING & ENGRG CO	169			169			
	COOL FUEL INCORPORATED	741	306			435		
	COORDINATED EQUIPMENT CO INC	79		79				
	COSBY OIL COMPANY INCORPORATED	9,036				9,066		
	COSMODYNE INC	6,319		281	5,904	134		
	COTTER CHURCH SUPPLIES INC	40		70				
	CRA INC	32		82				
	CRAGARD INDUSTRIAL CORP	62	62			750		
	CRANE CO	7,213	646	1,275	4,542			
	CRANE CO	55		55				
	CRESCENT FIRE PRO DST	57		57				
	CRISSAIR, INC	314	153			62		
	CROCKETT, JONNY	32						
	CROUSE HIND, CO	119		32				
	CROWN PRING, INC	295		119		295		
	CRYSTAL MARK INCORPORATED	38		38				
	CRYSTAL RESEARCH	47	47					
	CTI INDUSTRIES INC	209		209				
	CUBICOMP CORPORATION	68			68			
	CULLINET SOFTWARE INC	46			46			
	CUMMINS WEST INC	260		260				
	CUNICO CORP	230			230			
	CURTOM BLDG & DEVELOPMENT CORP	778	311		188	279		
	CUSTOM CONTROL SENSORS INC	112			112			
	CYRO-CHEM INC	48			48			
	D B PRODUCTS	380		380				
	D C DIGITAL ENGINEERING INC	81	81					
	D C W INDUSTRIES INC	34				34		
	D S FOOD SALES INC	65						
	DACTEK INTERNATIONAL INC	228	65	151	77			
	DAICO INDUSTRIES INC	35		35				
	DAISY SYSTEMS CORPORATION	1,193			1,193			
	DANIEL MANN JOHNSON MENDENHALL	114				114		
	DANMAR INDUSTRIES	259	157	102				
	DANMAR INDUSTRIES	27				27		
	DANTE VALVE COMPANY INC	50	50					
	DATA SYSTEMS HARDWARE INC	72			72			
	DATAGATE INC	4,155	1,819	1,666	602	68		
	DATAMETRICS CORPORATION							

PRIME CONTRACT AWARDS BY STATE, COUNTY, CONTRACTOR, AND PLACE
FISCAL YEAR 1988 (OCT - SEP)
California

COUNTY NAME/ CONTRACTOR NAME		LOCATION NAME	DOD TOTAL	ARMY	NAVY	AIR FORCE	DLA	OCE	ODA
(DOLLARS IN THOUSANDS)									
Los Angeles	DATA PRODUCTS CORPORATION	Los Angeles	207	207					
	DATATAPE DIVISION	Los Angeles	57		57				
	DATATAPE DIVISION	Los Angeles	68		68				
	DATATAPE INCORPORATED	Pasadena	5,407	485	2,019	2,161	742		
	DATRON SYSTEMS INC	Los Angeles	2,676		1,638	884	154		
	DATUM INC	Los Angeles Air Forc	30		30				
	DAVIDSON OPTRONICS INC	Long Beach	35		35				
	DAVIDSON OPTRONICS INC	West Covina	136-			136-			
	DAVIS SECURITY SYSTEMS	Norwalk	756						
	DAVIS WALKER CORPORATION	Los Angeles	89		73		89		
	DE LAURENTIIS D'INO CORPORATION	Beverly Hills	73						
	DEBENHAM ELECTRIC SUPPLY CO	Los Angeles	404	404					
	DECCA VALVES CORPORATION	Santa Monica	27				27		
	DECOM SYSTEMS INC	Los Angeles Air Forc	29			29			
	DEE FRANK AIRCRAFT INC	Los Angeles	57			57			
	DEFENSE CONTROL SYSTEMS INC	Los Angeles	30-			30-			
	DEGI TEL COMM	Pasadena	92		92				
	DEL JEN INC	Los Angeles	1,502	1,502					
	DEL JEN INC	Los Angeles Air Forc	1,502			2,450			
	DELTA CIRCUITS INC	Los Angeles	28		28				
	DELTA G CORPORATION	Los Angeles	50		50				
	DELTA SYSTEMS	Los Angeles	47			47			
	DEMO SYSTEMS INC	Santa Fe Springs	78			78			
	DERL MFG CO	Glendale	235		235				
	DESCO MANUFACTURING CO INC	Compton	399		197	202		100	
	DESSENCE CORP	Long Beach	100						
	DESSENCE CORP	Inglewood	91			91			
	DESSENCE CORP	Malibu	123			123			
	DEUTSCH COMPANY THE	Gardena	3,714			150	532		
	DEUTSCH COMPANY THE	Los Angeles	92	73	2,959		92		
	DEUTSCH FASTENER CORP	Lakewood	36-			36-			
	DEWITT J E INC	South El Monte	2,722				2,722		
	DEXTRA MEDICAL INC	Long Beach	53						
	DIAGNOSTIC ENGINEERING INC	Sierra Madre	380	53					
	DIAGNOSTIC PRODUCTS CORP	Los Angeles	59		59				
	DIAGNOSTIC SYSTEMS CORP	Torrance	208		83				
	DIAL CORPORATION THE	Lakewood	27			125			
	DIAMOND AIR CONDITIONING CORP	Hawthorne	135			135		27	
	DIAMOND B BODY & TRAILER CORP	Pico Rivera	49			49			
	DIAMOND OIL CO	Montebello	104					104	
	DIC MERCHANDISING	Los Angeles	94						94
	DIESEL ENGINE SALES CO	Los Angeles							
	DIGITAL DEVELOPMENT CORP	Los Angeles	136	92-	102-	330			
	DIGITAL EQUIPMENT CORPORATION	Los Angeles	644			644			
	DIGITAL EQUIPMENT CORPORATION	Culver City	74		74				
	DIGITAL EQUIPMENT CORPORATION	Los Angeles	1,390			1,390			
	DIGITAL MICROWAVE CORPORATION	Los Angeles Air Forc	28			28			

PRIME CONTRACT AWARDS BY STATE, COUNTY, CONTRACTOR, AND PLACE
 FISCAL YEAR 1988 (OCT - SEP)
 California

COUNTY NAME/ CONTRACTOR NAME		LOCATION NAME	DOD TOTAL	ARMY	NAVY	AIR FORCE	DLA	OCE	DDA
Los Angeles	DIGITAL RADIO CORP	Inglewood	102						
	DIGITAL RADIO CORP	Redondo Beach	328	102	128				
	DISCOUNT MACHINERY & EQUIPMENT	Long Beach	28	200	28				
	DIVERSIFIED COMPUTER CONS	Los Angeles	818	196	409	213			
	DIXIE SPECIALTY CO	Los Angeles	29			29			
	DMA INC	Los Angeles	294		294				
	DONALD CO INC	Los Angeles	225		87	112	113		
	DOURON INCORPORATED	Long Beach	57			57			
	DOWNNEY CLASS CO INC	Commerce	180			61			
	DOWNNEY MANUFACTURING INC	Downey	134	119		134			
	DRAGON SERVICES INC	San Dimas	29		29				
	DRAGON VALVES INC	Norwalk	421				421		
	DRESSER INDUSTRIES INC	Huntington Park	28			28			
	DU PONT E I DE NMOURS COMPANY	Burbank	85	43	42				200
	DU PONT E I DE NMOURS COMPANY	Claremont	200		37				
	DUCHESNE COMMUNICATIONS GROUP	Los Angeles	79				79		
	DUCOMMUN INCORPORATED	Los Angeles	104		42	62			
	DUKES INC	Carson	79			209			
	DUNLAP & ABBOTT MFG CO	Long Beach	192		88	93			
	DUNLOP AVIATION INC	Los Angeles	28		28				
	DUO MEDIA CORP	San Dimas	64				64		
	DURAFLEME INC	South El Monte	54						54
	DUTHIE ELECTRIC SERVICE CORP	Los Angeles	2					2,183	
	DUTRA DREDDING	Los Angeles	1,376					1,376	
	DUTRA DREDDING	Torrance	65		65				
	DWA COMPOSITE SPECIALTIES INC	Los Angeles	1,359		1,261	98			
	DWA COMPOSITE SPECIALTIES INC	Los Angeles	25	25					
	DYNAFLEX PRODUCTS	Los Angeles	373	373					
	DYNAMAC CORPORATION	Los Angeles	165			165			
	DYNAMIC SCIENCES INC	Los Angeles	50			50			
	DYNAMICS CORPORATION AMERICA	Carson	1,253		1,253				
	DYNAMICS TECHNOLOGY	Torrance	27			27			
	DYNATECH/U-Z INC	Calabasas	283						
	DYNACORP	Bell	112		283				
	DYNACORP	Long Beach	202		112				
	E & E INDUSTRIES INC	Long Beach	245		202				
	E A ENGRING SCENCE TECHNOLOGY	Long Beach	79		245				79
	E A ENGRING SCENCE TECHNOLOGY	Monterey Park	417			417			
	E D & D ELECTRONICS INC	Palmdale	34			34			
	E D L CONSTRUCTION INC	Burbank	129		129				
	E F INDUSTRIES	Long Beach	56		30	26			
	E G & G BIRTCHER INDUSTRIAL	Hawthorne	25						25
	E G & G INC	El Monte	755		755				
	E TICKET INC	Covina	29						
	EAGLE TOOL & ENGINEERING CORP	Los Angeles	152	29					
	EAGLE TOOL & ENGINEERING CORP	Maywood			152				

PRIME CONTRACT AWARDS BY STATE, COUNTY, CONTRACTOR, AND PLACE
 FISCAL YEAR 1988 (OCT - SEP)
 California

COUNTY NAME/ CONTRACTOR NAME		LOCATION NAME	DOD TOTAL	ARMY	NAVY	AIR FORCE	DLA	OCE	ODA
Los Angeles	EAGLE-PICHER INDUSTRIES INC	E1 Segundo	890			890			
	EARTH TECHNOLOGY CORP WSTN	Long Beach	67						
	EARTH TECHNOLOGY CORPORATION	Long Beach	27,300			26,374			
	EASTMAN KODAK COMPANY	City of Industry	68		926	68			
	EASTMAN KODAK COMPANY	Los Angeles	30		326	30			
	EASTMAN KODAK COMPANY	Los Angeles Air Forc	1,532			1,532			
	EASTMAN KODAK COMPANY	Pasadena	36		36				
	EASTMAN KODAK COMPANY	Pico Rivera	235		235				
	EASTMAN KODAK COMPANY	Santa Fe Springs	1,340	242	519	505	74		
	EASTMAN KODAK COMPANY	Whittier	2,227	349	412	755	711		
	EATON CORPORATION	E1 Segundo	3,884	122	3,300	462			
	EATON CORPORATION	Westlake Village	42,839	42-	3,577	19,511			22,793
	EATON CONSOLIDATED CONTROLS	Inglewood	699		699	432			
	ECONOMICS TECHNOLOGY ASSOC	Monrovia	64		64				
	EDCLIFF INSTRUMENTS INC	Torrance	45			45			
	EDWARDS ALLEN ASSOCIATES INC	Westlake Village	36		98	711	36		
	EESOF INCORPORATED	Cerritos	809						
	EIDE INDUSTRIES INC	Torrance	281						
	EIDETICS INTERNATIONAL, INC	Torrance	809						
	ELDAY INC	Los Angeles	281						
	ELDON INDUSTRIES INC	Sun Village	47						
	ELECTRA MOTION INC	Pasadena	231			231	47		
	ELECTRO MAGNETIC PROCESSES	Los Angeles	2,099		249	1,850			
	ELECTRO RENT CORPORATION	Burbank	31		31				
	ELECTRO-OPTEK CORP	Torrance	57						
	ELECTRO-OPTEK CORPORATION	Torrance	1,040	337	194	509	127		57
	ELECTRONIC CONTROL INC	La Habra Heights	127						
	ELEVATOR ELECTRIC CORPORATION	Long Beach	60		60				
	EM BY EMMUEL OF BEVERLY HILLS	Vernon	415						
	EMCO ENGINEERING CO, INC	Los Angeles	260			260	415		
	EMCO ENGINEERING CO, INC	Valencia	649		357	292			
	EMERSON ELECTRIC CO	Calabasas	2,616	1,761	403	452			
	EMERSON ELECTRIC CO	Calabasas Highlands	54				54		
	EMERSON ELECTRIC CO	Los Angeles	3,986	892	1,247	1,365	482		
	ENERGY SYSTEMS	Palmdale	39		39				
	ENGINE AND EQUIPMENT PDTS CO	Torrance	25				25		
	ENGINEERED MAGNETICS, INC	Hawthorne	1,270						
	ENGINEERING MATERIALS CO INC	Long Beach	89						
	ENTECH ENGINEERS INCORPORATED	Los Angeles	110				89		
	ENVIRONMENTAL HLTH RES & TSTG	Los Angeles Air Forc	33						
	ENVIROPAK INC	E1 Segundo	136						
	EON INSTRUMENTATION INC	Los Angeles	221		221				
	EPSCO INCORPORATED	Westlake Village	86				50		
	EQUIDYNE CORP	Los Angeles	29			36			
	ERB MAX INSTRUMENT CO	Burbank	131		131	29			
	ERLICH FOODS INTERNATIONAL	Los Angeles	870				870		
	ESC, INC	Hawthorne	511				511		

PRIME CONTRACT AWARDS BY STATE, COUNTY, CONTRACTOR, AND PLACE
 FISCAL YEAR 1988 (OCT - SEP)
 California

COUNTY NAME/ CONTRACTOR NAME		LOCATION NAME	DOD TOTAL	ARMY	NAVY	AIR FORCE	DLA	OCE	ODA
(DOLLARS IN THOUSANDS)									
Los Angeles	FOUR STAR PRECISION	Los Angeles	25			25			
	FOXCO ENTERPRISES INC	Carson	55		55				
	FRANKLIN TELECOMMUNICATIONS	Los Angeles	222	31	191				
	FRAZIER AVIATION INC	Westlake Village	32		32				
	FREEDOM ROAD INC	Los Angeles	979		348	593	38		76
	FUSCOE WILLIAMS LINDGREN &	Los Angeles	143		143				
	FUTURECRAFT CORPORATION	Pomona	100		100				
	G & C EQUIPMENT CORPORATION	City of Industry	112		212		112		
	G & D AIRCRAFT PARTS INC	Gardena	185		185				
	G & H TECHNOLOGY INC	Long Beach	233		233				
	G H Z MICROWAVE INC	Pomona	365	3,481	262	206	365		
	G V R ELECTRIC INC	Glendale	94		75	1,261			
	GALLETTI BROTHERS FOODS INC	Santa Monica	43		94				
	GALLETTI BROTHERS FOODS INC	South El Monte	52		43				
	GANAR INDUSTRIES	Los Angeles	595		595		595		
	GANNETT FLEMING CORDDRY	Gardena	745		745				
	GAR ENTERPRISES	Los Angeles	123			1,285			
	GATRON INDUSTRIES	pasadena	123						
	GATRON INDUSTRIES	Norwalk	1,022			1,022			
	GEMINI COMPUTERS INCORPORATED	Rancho Palos Verdes	100						
	GEMINIS MACHINE TOOL CORP	Santa Monica	94	52		42	1,022		100
	GEMINIS MACHINE TOOL CORP	Los Angeles	88			88			
	GENERAL CONNECTORS CORPORATION	Los Angeles	20-	102-		82			
	GENERAL DYNAMICS CORPORATION	Burbank	184			184			
	GENERAL DYNAMICS CORPORATION	Diamond Bar	4,425		4,425				
	GENERAL DYNAMICS CORPORATION	Los Angeles	32			32			
	GENERAL DYNAMICS CORPORATION	Pomona	507,672	3,862	501,952	1,778	80		
	GENERAL DYNAMICS WESTNGHSE JV	Santa Monica	241	241					
	GENERAL ELECTRIC COMPANY	Pomona	6,000		6,000				
	GENERAL FISHERMANS SERVICE INC	El Monte	31		31				
	GENERAL FOODS CORPORATION	Los Angeles	187		187				
	GENERAL FORMING CORPORATION	Montebello	177						
	GENERAL MOTORS CORPORATION	Torrance	79			79			
	GENERAL NUCLEONICS INC	Los Angeles	2,300			2,300			
	GENERAL PROCESSORS INC	Pomona	1,650			1,650			
	GENERAL RESEARCH CORPORATION	Montebello	407						
	GENERAL SWITCHGEAR INC	Los Angeles	280	280					
	GENISCO TECHNOLOGY CORPORATION	Santa Fe Springs	183		183				
	GENISCO TECHNOLOGY CORPORATION	Compton	101		55				
	GENISCO TECHNOLOGY CORPORATION	Diamond Bar	169		169				
	GENISCO TECHNOLOGY CORPORATION	Los Angeles	70		70				
	GENSTAR RENTAL ELECTRONICS INC	Los Angeles	50		50				

PRIME CONTRACT AWARDS BY STATE, COUNTY, CONTRACTOR, AND PLACE
 FISCAL YEAR 1988 (OCT - SEP)
 California

COUNTY NAME/ CONTRACTOR NAME	LOCATION NAME	DOD TOTAL	ARMY	NAVY	AIR FORCE	DLA	OCE	ODA
Los Angeles	GENTEX CORPORATION	1,526	28	81	1,498			90
	GERARD METAL CRAFTSMAN INC	255	33		51			53
	GILSON CORPORATION	53				319		
	GLENDALE INC	319						
	GLENDALE INC	447	44	290	113			
	GLOBAL CHEMICAL SYSTEMS, INC	684	608	76				
	GLOBAL PRODUCTS CORP	70				70		
	GOAL PRODUCTIONS INC	35		35				
	GOLDWYN SAMUEL CO THE	84						84
	GOOD STUFF FOOD COMPANY INC	72		72				
	GOODRICH B F COMPANY THE	306			306			
	GOODRICH B F COMPANY THE	190			190			
	GOOLSBY W C AND MOCK RESOURCES	40				40		
	GOULD INC	5,287	147	32	5,071	37		
	GOULD INC	2,405		2,289	116			
	GRACE W R & CO INC	95	95					
	GRANT SUPPLY COMPANY	51		51				
	GRID SYSTEMS CORPORATION	30	30					
	GRIER-MC GUIRE INC	153			153			
	GRINDLEY MANUFACTURING INC	183			183			
	GUIDANCE TECHNOLOGY INC	2,335	1,966	73	296			
	GUIDE MICROWAVE INC	168				168		
	GUIDON CORP	27				27		
	GULTON INDUSTRIES INC	884		661				
	H & S HAIMES ENTERPRISES INC	66				66		
	H R TEXTRON INC	1,199		461	659			
	H R TEXTRON INC	19,401	11,273	5,287	1,870	79		
	H T L INDUSTRIES INC	1,817	1,454	306	528	529		
	H T L INDUSTRIES INC	38			38			
	H T L INDUSTRIES INC	28				28		
	H T L INDUSTRIES INC	30				30		
	HADLEY ROBERT M COMPANY INC	205				205		
	HALCYON MICROELECTRONICS INC	51			30			
	HALL CRANE	189			51			
	HALTRONICS CORPORATION	377			189			
	HAMBY CORPORATION	377			377			
	HAMILTON ENTERPRISES INC	1,004		1,004				
	HAMILTON SORTER CO INC	90			90			
	HANSEN MANUFACTURING CO INC	331	331					
	HARBOR MACHINE TOOL CO INC	91		91				
	HARDILL ASSOCIATES LTD	262			262			
	HARMONY GOLD USA INC	32		88	54			32
	HARRIS GRAPHICS CORPORATION	142						
	HARTSOCK CON & CO	125						125
	HASKEL INC	2,522		1,446	930			
	HASKO-AIR INC	61			61			
	HAWORTH INC	237			237			
	HAYES INTERNATIONAL CORP	1,502		43	1,459			

PRIME CONTRACT AWARDS BY STATE, COUNTY, CONTRACTOR, AND PLACE
FISCAL YEAR 1988 (OCT - SEP)
California

COUNTY NAME/ CONTRACTOR NAME		LOCATION NAME	DOD TOTAL	ARMY	NAVY	AIR FORCE	DLA	OCE	ODA
(DOLLARS IN THOUSANDS)									
Los Angeles	HEATEC INC	Long Beach	33						
	HECHT-NIELSEN NEUROCOMPUTER	Santa Monica	50	50					
	HERK EDWARDS INC	Torrance	48		48				
	HERMETIC SEAL CORPORATION	Rosemead	39				39		
	HERSH ACOUSTICAL ENGINEERING	Los Angeles	450			450			
	HEWLETT PACKARD CO	Calabasas	126						
	HEWLETT PACKARD COMPANY	Los Angeles	45						
	HEWLETT-PACKARD COMPANY	Calabasas	1,224		1,081	143			
	HEWLETT-PACKARD COMPANY	Long Beach	120		120				
	HEWLETT-PACKARD COMPANY	Los Angeles	485		390	95			
	HEWLETT-PACKARD COMPANY	Los Angeles Air Forc	294			294			
	HI REL CONNECTORS INC	Glendora	55				55		
	HI-SHEAR CORPORATION	Torrance	14,283		11,317	2,490	476		
	HIGHLAND AUTO & TRUCK SUPPLY	Los Angeles	398	370	42		28		
	HILL INDUSTRIES INC	Los Angeles	309		164	267			
	HIMOLENE CALIFORNIA INC	Bell	164						
	HMS PRODUCTS INC	Los Angeles	22	61			39-		
	HOFFMAN BROTHERS PACKING CO	Los Angeles	1,695				1,695		
	HOFFMAN VIDEO SYSTEMS	Los Angeles	637	525	48	112			
	HOKENSON COMPANY	Los Angeles	268			220			
	HOLLINGSEAD INTERNATIONAL INC	Los Angeles	31			37	31		
	HOLMAN INDUSTRIES INC	Santa Fe Springs	37			273			
	HOLMES & NARVER INC	Inglewood	273			60			
	HOLSUM BAKERY INC	Santa Monica	60						
	HONEYWELL BULL AG	Los Angeles	486		486				
	HONEYWELL BULL AG	Long Beach	146		146				
	HONEYWELL INC	Los Angeles	156			156			
	HONEYWELL INC	Covina	92						
	HONEYWELL INC	Long Beach	92						
	HONEYWELL INC	Los Angeles	123						
	HONEYWELL INC	West Covina	8,780						
	HOOPER ELECTRIC COMPANY INC	Los Angeles	1,867	2,109	4,168	2,503			
	HOUSTON FEARLESS 76 INC	Los Angeles	129	1,278	377	212			
	HOUSTON FEARLESS 76 INC	Compton East	73	100	29	73			
	HTL DIV OF PAC SCI	Compton East	86						
	HUBBS DONALD C INC	Duarte	86		86				
	HUBBS PAUL CONSTRUCTION CO	Los Angeles	1,443					1,443	
	HUGHES ACFT & TEXAS INSTR JV	Redondo Beach	94					94	
	HUGHES AIRCRAFT COMPANY	El Segundo	2,863	2,863					
	HUGHES AIRCRAFT COMPANY	Compton	151						
	HUGHES AIRCRAFT COMPANY	Culver City	3,792-		151				
	HUGHES AIRCRAFT COMPANY	El Segundo	708,137	2,608-	6,778-	5,594			150
	HUGHES AIRCRAFT COMPANY	Long Beach	29,252	282,089	374,364	51,554			
	HUGHES AIRCRAFT COMPANY	Los Angeles	142,412	209-	21,658	7,762	41		
	HUGHES AIRCRAFT COMPANY	Malibu	13,107	30,586	19,173	92,590	63		
	HUGHES AIRCRAFT COMPANY	Torrance	30,993	1,212	5,331	6,004			
	HUMANETICS INC	Carson	36	6,660	16,765	6,760	758		560
	HUMBUG MOUNTAIN RESERACH LABS	Duarte	370		370				
	HUNT BUILDING CORPORATION	Long Beach	301						50

PRIME CONTRACT AWARDS BY STATE, COUNTY, CONTRACTOR, AND PLACE
 FISCAL YEAR 1988 (OCT - SEP)
 California

COUNTY NAME/ CONTRACTOR NAME		LOCATION NAME	DOD TOTAL	ARMY	NAVY	AIR FORCE	DLA	OCE	ODA
(DOLLARS IN THOUSANDS)									
Los Angeles	HUNTINGTON FORGE, INC	Industry	27				27		
	HUSEMAN DONALD INC	Los Angeles	69		69				
	HYDRA-ELECTRIC COMPANY	Burbank	1,976	28	566	105	1,277		
	HYDRAFLOW	Cerritos	517		517				
	HYDRAULIC TECHNOLOGY	Los Angeles	133	101	32				
	HYDRAULIC UNITS INCORPORATED	Duarte	2,363		2,069	268	26		
	HYDRAULICS INTERNATIONAL INC	Los Angeles	12,281	2,194-	262	14,213			
	HYDRO FITTING MFG CORP	Covina	243			66	177		
	HYDRO-MILL CO	Los Angeles	1,664		1,664				
	IAP	San Gabriel	50		50				
	IBIS SYSTEMS INC	Duarte	221			221			
	IMC MAGNETICS CORP	Cerritos	277		40		237		
	IMO DELAVAL	Los Angeles	3,175	861	461	343	1,510		
	IMO DELAVAL	Pasadena	813	61	121	631			
	IMPCO CARBURATION INC	Cerritos	100				100		
	IMS LTD	South El Monte	306		54		306		
	INDIAN BAR CO INC	Los Angeles	54						26
	INDUSTRIAL COATINGS & SEALANTS	Culver City	26						77
	INDUSTRIAL COATINGS & SEALANTS	Los Angeles	77						43
	INDUSTRIAL COATINGS & SEALANTS	Whittier	43						137
	INDUSTRIAL DESIGN LABORATORIES	Culver City	137						108
	INDUSTRIAL ELECTRONIC ENGINEERS	Los Angeles	1,449	574	736	31	137		100
	INDUSTRIAL ELECTRONIC ENGINEERS	Los Angeles	561		140	321	100		43
	INDUSTRIAL TECTONICS INC	Carson	374	274			100		
	INDUSTRIAL TECTONICS INC	Compton	65						65
	INFERENCE CORPORATION	Los Angeles	100	100					
	INFLATION FIGHTERS GROUP TOURS	Los Angeles	100	96	37	55			379
	INFOMART INCORPORATED	Los Angeles	567		101				
	INFORMATION BUILDERS INC	El Segundo	101						
	INFORMATION INTERNATIONAL	Culver City	53			53			
	INFOTEC DEVELOPMENT INC	Los Angeles	808			808			
	INGERSOLL-RAND COMPANY	Los Angeles	500		500				
	INLAND MACHINE CO	Los Angeles	89				89		
	INLAND SERVICE CORP	Long Beach	201		201				
	INNIS-TENNEBAUM ARCHITECTS	Long Beach	41		41				
	INNOVATIVE INFORMATION SYS	Los Angeles	1,449						
	INPUT-OUTPUT TECHNOLOGY INC	Valencia	351						
	INSTRUMENTATION MARKETING CORP	Burbank	1,576	308	43	1,449			
	INSTRUMENTATION TECH SYS	Los Angeles	26	92	574	871	39		
	INTEGRATED INTERIORS INTL	Los Angeles	277	248	26				
	INTEGRATED SYSTEMS RSCH CORP	Los Angeles	50	50	29				
	INTERCON CORPORATION	Gardena	162	162					
	INTERCON CORPORATION	Torrance	88	88					
	INTERLEAF INC	Los Angeles	42		42				
	INTERMARK ENTERPRISES INC	Los Angeles	618				618		
	INTERNATIONAL AEROSPACE INC	Los Angeles	94	94					
	INTERNATIONAL BUS MCHS CORP	Compton	202						
	INTERNATIONAL BUS MCHS CORP	Azusa	202						
	INTERNATIONAL BUS MCHS CORP	Los Angeles	301		301				

PRIME CONTRACT AWARDS BY STATE, COUNTY, CONTRACTOR, AND PLACE
 FISCAL YEAR 1988 (OCT - SEP)
 California

COUNTY NAME/ CONTRACTOR NAME		LOCATION NAME	DOD TOTAL	ARMY	NAVY	AIR FORCE	DLA	OCE	ODA
(DOLLARS IN THOUSANDS)									
Los Angeles	INTERNATIONAL BUS MCHS CORP	Los Angeles Air Forc	75			75			
	INTERNATIONAL BUS MCHS CORP	Westlake Village	2,867			2,867	36		
	INTERNATIONAL BUSINESS SUPPLIE	Los Angeles	36				174		
	INTERNATIONAL CORDAGE INC	Long Beach	88				88		
	INTERNATIONAL MEDICAL DEVICES	Los Angeles	1,435			1,435			
	INTERNATIONAL PRECISION INC	Los Angeles	293			99			
	INTERNATIONAL REMOTE	Torrance	71		71				
	INTERNAIL LIGHT METALS SALES	Agoura Hills	361		313				
	INTERSCIENCE COMPUTER CORP	Norwalk	514		514				
	INTERSTATE COATINGS INC	Long Beach	81		81				
	INTERSYSTEMS CORPORATION	Los Angeles	209						
	INTERTEX INC	Claremont	33				33		
	IOLAB CORPORATION	Gardena	3,805			85			
	IRVIN INDUSTRIES INC	Los Angeles	115		115				
	ISC ELECTRO MAGNETIC PROCESSE	Pico Rivera	99			706	99		
	ISSCA RUSHA CO INC	Burbank	2,331		675		260		
	ITT CORPORATION	City of Industry	542		542				
	ITT CORPORATION	Industry	1,615				1,615		
	ITT CORPORATION	Los Angeles	78,974		56,128	11,825	820		
	ITT CORPORATION	Norwalk	47-				47-		
	J B INDUSTRIES	Los Angeles Air Forc	460			460			
	J C M ENTERPRISES	Pomona	33-			33-			
	J C M INDUSTRIES INC	Carson	395			395			
	J D-BERTOLINI INDUSTRIES	Compton	1,193		1,193				
	J W P COMMUNICATIONS MFG CO	Long Beach	3,280			3,280			
	JACOBS ENGINEERING GROUP INC	Pasadena	3,129						
	JACOBS M S & ASSOCIATES	City of Industry	50		50				
	JACQUARD, A.C.	Long Beach	27		27				
	JAMCO INDUSTRIES INC	Los Angeles	74				74		
	JAMES RIVER CORPORATION	Los Angeles	25		25				
	JANCO CORPORATION	Burbank	164		63		101		
	JANTEC INC	Los Angeles	693			693			
	JAY INSTRUMENT & SPECIALTY CO	Duarte	188			122	188		
	JAY-EL PRODUCTS INC	Carson	258				136		
	JAY-EL PRODUCTS INC	Gardena	86		33		53		
	JAYCOR ASSOCIATES	Los Angeles	1,765						1,765
	JENNESS DON G CO	Westlake Village	100			48	52		
	JENSEN-KELLY MACHINE PRODUCTS	Los Angeles	466			103	85		
	JENSEN-KELLY MACHINE PRODUCTS	City of Industry	484		56	484			
	JOBBERS MEAT PACKING CO INC	Industry	79				79		
	JOFFE NICOLAI CORPORATION	Los Angeles	2,074		100		2,074		
	JOHNSON S C & SON INC	Beverly Hills	100			55			
	JORDAN W B INC	Los Angeles	55		873				
	JOY TECHNOLOGIES INC	Norwalk	873			29			
	K & E INC	Monrovia	29			27			
		Hawthorne	56						

PRIME CONTRACT AWARDS BY STATE, COUNTY, CONTRACTOR, AND PLACE
FISCAL YEAR 1988 (OCT - SEP)
California

COUNTY NAME/ CONTRACTOR NAME		LOCATION NAME	DOD TOTAL	ARMY	NAVY	AIR FORCE	DLA	OCE	ODA
(DOLLARS IN THOUSANDS)									
Los Angeles	K P INDUSTRIES	La Mirada	207		207				
	K P INDUSTRIES	Los Angeles	63		63				
	K-DISC	Los Angeles	857						857
	KAISER AEROSPACE & ELEC CORP	Saugus-Bouquet Canyo	63				63		
	KAISER AEROSPACE & ELEC CORP	Chatsworth Lake Mano	311			47	264		
	Kaiser Aerospace & Elec Corp	Los Angeles	282						
	KAL KAN FOODS INC	San Fernando	823	282			823		
	KAL KAN FOODS INC	Los Angeles	82			82			
	KALEX CHEMICAL PRODUCTS INC	Vernon	31				31		
	KAMAN SCIENCES CORPORATION	Commerce	1,223			1,223			
	KAPP, J P AND ASSOCIATES INC	Santa Monica	45	45					
	KARAGOZIAN & CASE	Long Beach	150						
	KARAGOZIAN & CASE	Pasadena	308						
	KAVLICO CORPORATION	South Pasadena	368						
	KAYGOR INC	Los Angeles	37			368			
	KDI	Pomona	69			69	37		
	KELMET INC	Los Angeles	107	107					
	KENAMETAL INC	San Dimas	107						
	KEPNER PLASTICS FABRICATORS	Cerritos	102		102				
	KERN FOODS INC	Torrance	65		65				
	KERTZMAN CONTRACTING INC	Industry	2,305				2,305		
	KEWANE BOILER CORPORATION	Los Angeles Air Forc	156			156			
	KEYSTONE ENGINEERING COMPANY	Los Angeles	39			39			
	KIDDE INC	Los Angeles	347			316			
	KILGORE SERVICES	Los Angeles	7,491	31		7,491			
	KILLION INDUSTRIAL MOVERS INC	Burbank	805			805			
	KIMBALL INDUSTRIES INC	Los Angeles Air Forc	35						35
	KING NUTRONICS CORPORATION	Los Angeles	196		196				
	KINGS HAWAIIAN BAKERY WEST INC	Monrovia	196						
	KINGSLEY MACHINE CO INC	Los Angeles	4,349		3,982		367		
	KINNAMAN ELECTRIC INC	Los Angeles	110				110		
	KIRK MANUFACTURING INC	Gardena	146	100			46		
	KIST N C AND ASSOCIATES INC	Los Angeles	33		33				
	KOBER CHARLES ASSOCIATES	Los Angeles	38		38				
	KOEHLKE COMPONENTS INC	Gardena	356		356				
	KOEHLKE COMPONENTS INC	Long Beach	140		140				
	KOEHLKE COMPONENTS INC	El Monte	53		53				
	KOLLMORGEN CORPORATION	Los Angeles	26				26		
	KONICA BUSINESS MACHINES USA	Long Beach	39				39		
	KONIGSBERG INSTRUMENTS INC	Los Angeles	72				72		
	KORODY-COLYER CORPORATION	Los Angeles	205						
	KRAFT INC	Los Angeles	73						
	KRAFT INC	Los Angeles Air Forc	60			60			
	KWIK SERV FOODS INC	Pasadena	599	549					
	L & W EQUIPMENT CORP	Los Angeles	2,498	50			2,498		
		Carson	211						
		Marina del Ray	238						
		South Gate	492						
		Los Angeles	27						

PRIME CONTRACT AWARDS BY STATE, COUNTY, CONTRACTOR, AND PLACE
FISCAL YEAR 1988 (OCT - SEP)
California

COUNTY NAME/ CONTRACTOR NAME		LOCATION NAME	DOD TOTAL	ARMY	NAVY	ATR FORCE	DLA	OCE	ODA
(DOLLARS IN THOUSANDS)									
Los Angeles	L SYSTEMS INC	Los Angeles	226			226	36		
	LA DEAU MFG CO	Glendale	36						
	LA QUINTA ROOFING	Los Angeles	303		303		147		
	LA VICTORIA FOODS INC	Rosemead	147						
	LAI PROPERTIES INC	Irwindale	401			401			
	LAKESHORE EQUIPMENT COMPANY	Carson	55	55					
	LAMAR CONSTRUCTION COMPANY	Long Beach	28		28				
	LAMBDA SIGNATICS INC	Gardena	159	70	89				
	LAMSON & SESSIONS CO THE	Los Angeles	824	82	670		37		
	LANCASTER UNIFORM CAP CO	Los Angeles	118				118		
	LANTOR INC	Gardena	90		90				
	LARCON FOODS INTERNATIONAL	Los Angeles	92		92				
	LARGO SECURITY SERVICES	Los Angeles	267						
	LARSON AL BOAT SHOP	Long Beach	930		930				
	LARSON AL BOAT SHOP	Los Angeles	3,421		3,421		150		267
	LAURENCE C R CO INC	Los Angeles	150						
	LAWRENCE ENGINEERING & SUPPLY	Burbank	101		101				
	LEACH CORPORATION	Los Angeles	1,783			346	1,369		
	LEAR ASTRONICS CORP	Santa Monica	487	94	393				
	LEAR SIEGLER INC	Los Angeles	26			26			
	LEAR SIEGLER INC	Los Angeles	11,585	598	9,552	1,435			
	LEE AIR COMPANY	Los Angeles	27			27			
	LEEDS & NORTHRUP COMPANY	Los Angeles	85			85			
	LEIDENFROST-HOROWITZ & ASSOC	Glendale	292			292			
	LEISURE GROUP INC THE	Santa Fe Springs	37	37					
	LEVER BROTHERS COMPANY	Los Angeles	352		352				
	LEVIN A J CO INC	Burbank	30			30			
	LEWIS ALFRED M INC	San Fernando	223				223		
	LEWIS JERRY M TRCK PARTS & EQP	Huntington Park	234				234		
	LEWIS JERRY M TRCK PARTS & EQP	Los Angeles	8,283	7,826			457		
	LIBBY JAMES R & ASSOCIATES	Norwalk	124		124				
	LINCOM CORP NOT INC	Los Angeles	372		372				
	LINKNET	Rolling Hills Est	49	49					
	LIONHEART TV INTERNATIONAL	Los Angeles	97						97
	LIPPS INC	Los Angeles	36			36			
	LISTA INTERNATIONAL CORP	Santa Monica	72	72					
	LITTON INDUSTRIES INC	Long Beach	56,096		34,393				
	LITTON SYSTEMS INC	Los Angeles	105			21,703			
	LITTON SYSTEMS INC	Lakewood	234,921	72,698	87,618	73,882	105		105
	LLAMAS PLASTICS INC	Los Angeles	3,274	26	572	2,463	213		
	LOCKHEED CORPORATICN	Burbank	399,634	229	266,752	72,273	380		
	LOCKHEED CORPORATICN	Los Angeles	6,482			6,482			
	LOCKHEED CORPORATICN	Palmdale	4,068		933	3,135			
	LOCKHEED CORPORATICN	Saugus-Bouquet Canyo	2,709			2,709			
	LOCKHEED MISSILES & SPACE CO	Los Angeles	5,397			5,397			
	LOCKHEED MISSILES & SPACE CO	Palmdale	1,695			1,695			
	LOCKHEED MISSILES & SPACE CO	Redondo Beach	4,369			4,369			

PRIME CONTRACT AWARDS BY STATE, COUNTY, CONTRACTOR AND PLACE
 FISCAL YEAR 1988 (OCT - SEP)
 California

COUNTY NAME/ CONTRACTOR NAME		LOCATION NAME	DOD TOTAL	ARMY	NAVY	AIR FORCE	DLA	OCE	ODA
(DOLLARS IN THOUSANDS)									
Los Angeles	LOCKHEED SUPPORT SYSTEMS INC	Los Angeles	757		5 120	757			5,351
	LOGICON INC	Los Angeles	41,526			31,055			5,245
	LOGICON INC	San Pedro Hills Air	245						
	LONG-LOK FASTENERS CORP	Gardena	35	35					
	LORAL CONIC	Pasadena	1,610			1,610			
	LORAL ELECTRO-OPTICAL SYSTEMS	Pasadena	26,533	5,962	20,255	316			
	LORAL ELECTRO-OPTICAL SYSTEMS	Pomona	49,851	43,739	6,112				
	LORAL MICROWAVE WAVECOM	Los Angeles	28				28		
	LORAL SYS CO	Pasadena	2,709			2,709			
	LORIMAR-TELEPICTURES CORP	Culver City	122		122				
	LORIMAR-TELEPICTURES DISTN	Culver City	578						
	LOS ANGELES AIR CONDITIONING	Los Angeles Air Forc	216			216			578
	LOS ANGELES COUNTY SANITATION	Long Beach	130		130				
	LOYOLA MARYMOUNT UNIVERSITY	Los Angeles	185			185			
	LUBRICATING SPC COMPANY	Los Angeles	1,800			400			
	LUBRICATING SPC COMPANY	Pico Rivera	2,060			843	1,400		2,060
	LUCAS INDUSTRIES INC	City of Industry	882		39				
	LUCAS INDUSTRIES INC	Industry	160		160				
	LUCAS WESTERN INC	City of Industry	37,469	10,570	6,307	20,592	100		
	LUCAS WESTERN INC	Industry	100		59				
	LUCAS WESTERN INC	Los Angeles	59						
	LUCAS WESTERN INC	Lynwood	75				75		
	LUCAS WESTERN INC	Lynwood	75				45		
	LUNA, AL MACHINE CO INC	Rosemead	45						
	LUNA, AL MACHINE CO INC	Baldwin Park	1,040	514	242	284			
	LUSTRO PLASTICS COMPANY	Glendale	128	128					
	M & J METAL CRAFT INC	Saugus-Bouquet Canyo	96		96				
	M & L MACHINE & STAMPING INC	South Gate	348		62	348			
	M L S INC	Los Angeles	62			136			
	M Z P INC	Valencia	136						
	M/A-COM PHI INC	Long Beach	1,394		1,394				
	M2 ENGINEERING INC	Torrance	1,117		460	657			
	MAC DONALD G A CONST	Santa Fe Springs	48			48			
	MACRO INC	Burbank	3,489					3,489	
	MADISON PAVING	Walnut	557			413			
	MAECON, INC	Los Angeles Air Forc	206	144		206			
	MAES G P INDUSTRIES	Long Beach	535-		535-				
	MAGNASVNC/MOVIOLA CORPORATION	Los Angeles	100				100		
	MAGNAVOX GOVT & INDUST ELECTR	Los Angeles	172		34		138		
	MAGNAVOX OVRSEAS LTD	Torrance	22,956	15,481	7,004	250	36		185
	MAGNESPEC INC	Torrance	14,559	11,983	2,576	29			
	MAGNETIKA INCORPORATED	Compton East	77		77				
	MAGNETIKA INCORPORATED	El Segundo	29						
	MAINTENANCE ENGINEERS	Los Angeles	43-				43-		
	MAKOOR PRODUCTS MFG COMPANY	Los Angeles	37			37			
	MALABAR HYDRAULICS CO	Los Angeles	244				244		
	MALIBU RESEARCH ASSOCIATES.	Los Angeles	36		36				
		Santa Monica	542	542					

PRIME CONTRACT AWARDS BY STATE COUNTY CONTRACTOR, AND P.A.C.E
 FISCAL YEAR 1988 (OCT - SEP)
 California

COUNTY NAME/ CONTRACTOR NAME		LOCATION NAME	DDO TOTAL	ARMY	NAVY	AIR FORCE	DLA	OCE	ODA
Los Angeles	MANCHA CORPORATION	Los Angeles	160					160	
	MANCRO AIRCRAFT CO	Paramount	604-			604-			
	MANSON PACIFIC	Los Angeles	1,029				100	1,029	
	MAPEX CORPORATION	Los Angeles	781						
	MARCONI CO LTD	Carson	39	71	39				
	MARINE TERM CORP OF LOS ANGELES	Los Angeles	500	500					
	MARK CONTROLS CORPORATION	Long Beach	54		54				
	MARK INDUSTRIES INC	Carson	51		51				
	MARK RESOURCES INC	Santa Monica	807	101		706			
	MARKON COMPUTER SCIENCE INC	Lomita	108		108				
	MARQUARDT COMPANY THE	Los Angeles	70,527	33,830	34,425	2,148	124		
	MARQUAROT CO	Los Angeles	58		58				
	MARTIN ALBERT C & ASSOCIATES	Los Angeles	85	85					
	MARTIN MARIETTA ALUMINUM INC	Los Angeles	59						
	MARTIN MARIETTA CORPORATION	Torrance	26		26				
	MARTIN MARIETTA CORPORATION	Long Beach	91				91		
	MARTIN ROBERT P INC	Torrance	53				53		
	MARVIN ENGINEERING CO INC	South El Monte							
	MASON ELECTRIC CO INC	Inglewood	8,263	6,712	1,336	215	116		
	MASSACHUSETTS COMPUTER CORP	Glendale	621	366	109	30			
	MASTER RESEARCH & MFG	El Segundo	96			96			
	MASTERITE INDUSTRIES	San Fernando	1,598	148	944	407	99		
	MATHEMATICAL ANALYSIS RES	Torrance	32		208	32			
	MATHEWS KESSLER & ASSOCIATES	Claremont	208						
	MATRIX SCIENCE CORPORATION	Los Angeles	1,321	135					
	MAYER OSCAR FOODS CORP	Torrance	2,421				1,321	2,421	
	MC BAIN INSTRUMENTS INC	Los Angeles	51			51			
	MC DONNELL DOUGLAS AIRCRAFT	Long Beach	2,277,118	504,385	1,771,866	867	867		
	MC DONNELL DOUGLAS AIRCRAFT	Monrovia	47			47			
	MC DONNELL DOUGLAS AIRCRAFT	Torrance	73			73			
	MC DONNELL DOUGLAS CORPORATION	El Segundo	288		288				
	MC DONNELL DOUGLAS CORPORATION	Long Beach	107,313	3,166	104,147	288			
	MC DONNELL DOUGLAS CORPORATION	Los Angeles	147		147				
	MC DONNELL DOUGLAS CORPORATION	Monrovia	1,275	546	729				
	MC DONNELL DOUGLAS CORPORATION	Torrance	441		441				
	MC DONNELL DOUGLAS HELICOPTER	Culver City	22,973	22,643			330		
	MC GEAN-ROHCO INC	Downey	194		194				
	MC HAFFIE INC	Los Angeles	189		189				
	MCCAIN CONSTRUCTION CO	Universal City	545						
	MCDONNELL DOUGLAS ASTRONAUTICS	Los Angeles	2,939	2,939					545
	MCE CORP	Monrovia	171		171				
	MCWHIRTER DISTRIBUTING CO INC	Long Beach	503		503				
	MECTRON INDUSTRIES INC	Los Angeles	197				197		
	MECTRON INDUSTRIES INC	City of Industry	328	29	97	202			
	MEDICAL DATA ELECTRONICS	Industry	59				59		
	MEDVED RESEARCH & TECHNOLOGY	Los Angeles	71		71				
		Santa Monica	248		177				

PRIME CONTRACT AWARDS BY STATE, COUNTY, CONTRACTOR, AND PLACE
 FISCAL YEAR 1988 (OCT - SEP)
 California

COUNTY NAME/ CONTRACTOR NAME		LOCATION NAME	DOD TOTAL	ARMY	NAVY	AIR FORCE	DLA	OCE	ODA
Los Angeles	MEGA RESEARCH INC	Rancho Palos Verdes	50			50			
	MEKEL ENGINEERING INC	Walnut	70	70					
	MELCO STEEL INC	Azusa	1,826			1,826			
	MELMAT INC	Los Angeles	99			99			
	MELROSE MATTRESS INC	Los Angeles	142		142				
	MENASCO INC	Burbank	685	1,101	685	208	170	69	
	MERIDIAN OCEAN SYSTEMS INC	Los Angeles	69		42				
	MERRETT DENNIS L CNSTR CO	Pasadena	70				70		
	MEI-L CHEK INC	Long Beach	39				39		
	MEI-L CHEK INC	Santa Monica	470		470				
	METALMART INC	Whittier	189		189				
	MEIJER INC	Long Beach	355		315		40		
	METREX VALVE CORP	Glendora	50	50					
	METRI WAVE INC	Pasadena	50						
	METRO METALS INC	Paramount	35		35				
	METRO VIDEO SYSTEMS INC	El Segundo	34	34					52
	MICROAGE	Commerce	52						
	MICRODYNE CORPORATION	Los Angeles	28		28				
	MICROEXPERT SYSTEMS INC	Los Angeles	703	204	499				
	MICRONICS INTERNATIONAL, INC	Calabasas	80		80				
	MICROWAVE DESIGN & MFG	Newhall	99			99			
	MIDCO WEST INC	Los Angeles	44	44					
	MIDLAND ALUMINUM CORPORATION	City of Industry	44				34		
	MIKOL MISSILE AIR	Torrance	34						
	MIL LEKTRON	Gardena	47		47				
	MILES LABORATORIES, INC.	Palmdale	100	100					
	MILLER HERMAN INC	Covina	530				530		
	MILLS MANUFACTURING CORP	Los Angeles	137				137		
	MILTON ROY CO INC	Gardena	116	116					
	MILTOPE CORPORATION	Gardena	31		31				
	MILTOPE CORPORATION	Burbank	47			47			
	MINNESOTA MIN & MFG COMPANY	Los Angeles	1,400		1,400				
	MINGLIA CORP	Los Angeles	60		172		313		
	MIROFINE COMPANY	Los Angeles	66			60			
	MIRON ELECTRIC CONSTRUCTION	Los Angeles	107			66			
	MM-WAVE TECHNOLOGY, INC	Gardena	1,495		1,495				
	MMI	Walnut	515			107			
	MMI MEDICAL INC	South El Monte	3,707			3,707			
	MOBIL OIL CORPORATION	Pomona	359		359				
	MOBILE SCAFFOLDING MGT & SLS	Torrance	21,869				21,869		
	MOBIUS ENGINEERING INC	La Mirada	53		53				
	MODERN BUSINESS SYSTEMS INC	Los Angeles	188		188				
	MODULAIRE INDUSTRIES	Long Beach	39			39			
	MOFFATT & NICHOL ENGINEERS	City of Industry	95		95				
	MOLDED FBGLASS COMPANIES WEST	Long Beach	68						68
	MONARCH MACHINE CORPORATION	Carson	42		42				
		Compton	63		63				

PRIME CONTRACT AWARDS BY STATE, COUNTY, CONTRACTOR, AND PLACE
 FISCAL YEAR 1988 (OCT - SEP)
 California

CONTRACTOR NAME	LOCATION NAME	DOD TOTAL	ARMY	NAVY	AIR FORCE	DLA	OCE	ODA
Los Angeles								
NEW BEDFORD PANORAMEX CORP	Santa Fe Springs	14,077	510	13,567	207			151
NEW CICOIL CORPORATION	Los Angeles	207						
NEW WORLD PICTURES	Los Angeles	151						
NEW WORLD PICTURES LTD	Los Angeles	337		337				
NIGHT VISION SYSTEMS	Valencia	59		59				
NIMAS CORPORATION	Los Angeles	50,372	50,372					
NIMAS CORPORATION	Vernon	119-	119-					
NJCT CORPORATION	Compton	34	34					
NOLTE GEO S'CONS'LGT CVL ENG	Norwalk	59		59				
NOR-CAL AEROSPACE	Torrance	31			31			
NORDCO PRODUCTS INC	San Fernando	33			33			
NORDISK SYSTEMS INC	Santa Fe Springs	49		49				
NORTH AMERICAN MECHANICAL SVCS	Los Angeles	71		71				
NORTHROP CORPORATION	Los Angeles	250			250			
NORTHROP CORPORATION	El Segundo	153,622	408	10,514	139,628	105		2,967
NORTHROP CORPORATION	Hawthorne	69,452			69,452			
NORTHROP CORPORATION	Palmdale	70		70				
NORTHROP CORPORATION	Palos Verdes Peninsu	1,365			1,250			
NORTHROP CORPORATION	Pico Rivera	1,095		1,000	95			
NORTHROP CORPORATION	Rolling Hills Est	1,478		1,478				
NORTHROP CORPORATION	Palos Verdes	28						
NORTHROP CORPORATION	Los Angeles	1,832		84	1,748	28		
NORTHWEST OXYGEN INC	Long Beach	64			64			
NTS ENGINEERING	Monrovia	1,856			1,856			
NUCO MANUFACTURING COMPANY	El Segundo	1,210			1,210			
O A O CORPORATION	Long Beach	107			107			
O BRIEN KEN & ASSOCIATES	Los Angeles	39	107		39			
O LEARY TERASW TAKAHSH DECHI.S	Los Angeles	62		62				
O RINGS INC	Los Angeles	221		221				
OCCIDENTAL COLLEGE	La Canada Flintridge	702		702				
OCEAN REMOTE SENSING & ENGRG	Pasadena	13,926		13,878				
OCEAN REMOTE SENSING & ENGRG	Burbank	28			48			
OCEAN TECHNOLOGY INC	Los Angeles	49			28			
OLESEN	Los Angeles	28			49			
OLYMPIC FASTENING SYSTEMS INC	Downey	127	127					
OLYMPIC PLASTICS COMPANY INC	Los Angeles	96						
OLYMPUS TELEVISION INC	Los Angeles	39			39			
OMNI MACHINE CO	Long Beach	41			41			
OMNI MACHINE CO	Whittier	41			41			
ONIC ENGINEERING AND MFG	Florence	243			243			
ONIC ENGINEERING AND MFG	Los Angeles	218			218			
OPTICAL COMPONENTS INC	Covina	132			132			
OPTICAL DISC CORPORATION	Cerritos	196	196					
OPTICAL RADIATION CORPORATION	Azusa	112		112				
OPTICAL RESEARCH ASSOCIATES	Pasadena	28		28				
ORMOND INC	Santa Fe Springs	80			80			
ORO VALVES INC	Azusa	176	176					
ORO VALVES INC	Irwindale	27-			27-			
ORTEL CORPORATION	Alhambra	1,187		496	661			30

PRIME CONTRACT AWARDS BY STATE, COUNTY, CONTRACTOR, AND PLACE
 FISCAL YEAR 1988 (OCT - SEP)
 California

COUNTY NAME/ CONTRACTOR NAME		LOCATION NAME	DOD TOTAL	ARMY	NAVY	AIR FORCE	DLA	OCE	ODA
Los Angeles	OSBORNE ALLEN ASSOCIATES	Los Angeles	46			46			
	OSBORNE ALLEN ASSOCIATES	Westlake Village	166		166				
	OSBORNE ALLEN ASSOCIATES	Westlake Village	867		867				
	OWEN CHARLES A ENTERPRISES	Los Angeles	31			31			
	P & J ENGINEERING CO INC	Los Angeles	36-			36-			
	P B METALS & SUPPLY CORP	Maywood	55	55		870			
	P C O INC	Los Angeles	1,411	346		150			
	P I INCORPORATED	Redondo Beach	150						
	P R C CONSTRUCTION CO	Los Angeles	49		49				
	P W CONSTRUCTION	Bell	7,675	7,675					
	P/M ENGINEERING CO INC	Los Angeles	72			72			
	PACHMAYR GUN WORKS INC	Los Angeles	677			642	35		
	PACIFIC AERO MANUFACTURING	Monrovia	38			38			
	PACIFIC CLARK AIKEN CORP	Torrance	1,471			1,471			
	PACIFIC ENGRG & INDUS SUP	El Segundo	1,180			1,180			
	PACIFIC EQUIP & IRRIGATION	Inglewood	92			92			
	PACIFIC GENERAL INC	City of Industry	90			90			
	PACIFIC INSTRUMENTS INC	Long Beach	38		38				
	PACIFIC MARINE SYSTEM CORP	Los Angeles	628	628					
	PACIFIC R & D INC	Azusa	667		667				
	PACIFIC SIERRA RESEARCH CORP	La Crescenta-Montros	50		50				
	PACIFIC SIERRA RESEARCH CORP	Los Angeles	6,009	74	3,333	205			2,397
	PACIFIC SKY SUPPLY INC	Santa Monica	1,559	700					859
	PACIFIC TOWEOAT & SALVAGE CO	Los Angeles	27			27			
	PACIFICA SERVICES INC	Long Beach	176		176				
	PADWAY AIRCRAFT PRODUCTS INC	Los Angeles Air Forc	176			8,511			
	PAN-A-LITE PRODUCTS INC	Los Angeles	8,511			91			
	PARAMOUNT CITRUS PRODUCTS INC	Los Angeles	30			28	30		
	PARAMOUNT CITRUS PRODUCTS INC	Paramount	28						
	PARAMOUNT CITRUS ASSOCIATION	Burbank	3,815				3,815		
	PARAMOUNT CITRUS ASSOCIATION	Los Angeles	107				107		
	PARAMOUNT CITRUS ASSOCIATION	San Fernando	286				286		
	PARAMOUNT PICTURES CORP DEL	Los Angeles	1,088						
	PARAMOUNT PICTURES CORP DEL	South El Monte	28		28				
	PARANEITIC INC	Gardena	75			75			
	PARCO ENGINEERING INC	Los Angeles	57			57			
	PARKER A T INC	Los Angeles	376			193			
	PARKER HANNIFIN CORPORATION	Culver City	524	29	61				
	PARSONS BRINCKERHOF DEV	Long Beach	524		524				
	PARSONS RALPH M COMPANY THE	Pasadena	27,934	27,934					
	PATHWAYS THERMAL TECHNOLOGY	City of Industry	335	170		165			
	PAUL E R COMPANY THE	Long Beach	327		327				
	PEDEFERSEN BECKHART WESLEY STICE	Long Beach	81-		81-				
	PEKKEK STANLEY E MD	Lakewood	43		43				
	PENETONE CORPORATION	Los Angeles	42			42			
	PENGUIN SOFTWARE INC	Long Beach	299	299					
	PENN CENTRAL CORPORATION	Los Angeles	235				198		
	PEPSICO INC	Torrance	61		61				

PRIME CONTRACT AWARDS BY STATE, COUNTY, CONTRACTOR, AND PLACE
 FISCAL YEAR 1988 (OCT - SEP)
 California

COUNTY NAME/ CONTRACTOR NAME		LOCATION NAME	DOD TOTAL	ARMY	NAVY	AIR FORCE	DLA	OCE	ODA
Los Angeles	PERCEPTRONICS INC	Los Angeles	20,494			46			20,448
	PERCOR INC	Long Beach	50		50				
	PEREGRINE ENTERTAINMENT LTD	Los Angeles	60					61	60
	PERIDIAN GROUP	Los Angeles	61						
	PERKIN ELMER CORPORATION	Los Angeles	444		444				
	PERKIN ELMER CORPORATION	Pomona	4,304		1,905	2,301	98		
	PERMA-CAL CORP	Monrovia	862	120	183	559			
	PERSONNEL DCSONS RES INSTITUTE	Long Beach	88		88		64		
	PET INCORPORATED	Los Angeles	64						
	PETROLANE INCORPORATED	Los Angeles	25		25				
	PETROLEUM OPERATION & SUP	Los Angeles	78-						
	PHAOSTRON INSTRMNT ELEC CO	Azusa	2,798	111	72	338	78-		
	PHAOSTRON INSTRMNT ELEC CO	Los Angeles	295		81		2,277		
	PHAOSTRON INSTRMNT ELEC CO	South Pasadena	36			36			
	PHI/COMRAC	City of Industry	356			356			
	PHOENIX INTL UNLTD INC A CLSD	Inglewood	129			129			
	PHOENIX INTL UNLTD INC A CLSD	Los Angeles	70			70			
	PHOENIX RADIOLOGY LTD	Los Angeles	34						
	PHOTO-SONICS INC	Burbank	1,528		34	784	115		
	PHRAXOS RESEARCH & DEV INC	Santa Monica	50	50	629				
	PHT PRODUCTS	South El Monte	127			127			63
	PHYSICAL OPTICS CORP	Torrance	1,009		50	391			
	PHYSICAL RESEARCH INC	Rolling Hills Est	148	505	148				
	PHYSICAL RESEARCH INC	Torrance	3,776	50	260				3,466
	PHYSICS APPLICATNS IC	Los Angeles	50					100	50
	PICTORIAL SCIENCES INC	Los Angeles	100						
	PIERCE CONTROLS	Burbank	258						
	PINNER CONSTRUCTION CO INC	Los Angeles	3,220	3,220					258
	PIONEER VIDEO INC	Carson	369	369					
	PITNEY BOWES INC	San Dimas	457			457			
	PIXAR	El Segundo	80		80				
	PKB CONSTRUCTION INC	Los Angeles	593						
	PLANETICS ENGINEERING INC	Los Angeles	38			38			
	PLASTIC & RUBBER ENGINEERING	Paramount	35			35			
	PLASSTICS RESEARCH CORPORATION	Los Angeles	1,277			1,233			
	PLESSEY INCORPORATED	Santa Fe Springs	39	44					
	POLYFLOW ENGINEERING	Long Beach	38		39				
	PORTRER BOILER SVS INC	Los Angeles	127		38	127			
	POTTER INSTRUMENT COMPANY INC	Los Angeles Air Forc	33				33		
	POWER DYNATEC CORPORATION	El Segundo	30		30				
	POWER TECH INC	Pico Rivera	95						
	POWERTEC INC	Long Beach	88		88				
	PR BURKE INDUSTRIAL CORP	Los Angeles	231		231				
	PRECISION DYNAMICS CORPORATION	Long Beach	149						
	PRECISION MEASUREMENTS	San Fernando	63	63			149		
	PRECISION SPECIALTIES INC	Los Angeles	332	276		56			
	PRECO INC	Los Angeles	39						

PRIME CONTRACT AWARDS BY STATE COUNTY, CONTRACTOR, AND PLACE
 FISCAL YEAR 1988 (OCT - SEP)
 California

COUNTY NAME/ CONTRACTOR NAME		LOCATION NAME	DOD TOTAL	ARMY	NAVY	AIR FORCE	DLA	OCE	ODA
Los Angeles	REINHOLD-INDUSTRIES INC	Santa Fe Springs	527		527				
	RENAU ELECTRONIC LABORATORY	Los Angeles	113			113			
	RENE CORPORATION	Los Angeles	286			286			
	REPAIRTECH INTERNATIONAL INC	Los Angeles	58			58			
	REPUBLIC MACHINERY CO	Carson	117		117	42			
	REPUBLIC MACHINERY CO	Los Angeles	52						52
	REPUBLIC PICTURES CORPORATION	Los Angeles	56		56				
	REPUBLIC SUPPLY CO OF CAL INC	Compton	134		134				
	RESDEL ENGINEERING CORPORATION	Arcadia	144		144				
	RESDEL INDUSTRIES	Arcadia	144		144				
	RESEARCH & DEV LABORATORIES	Culver City	1,100		1,100				
	RESEARCH & DEV LABORATORIES	Los Angeles	163		163				
	RESEARCH OPPORTUNITIES INC	Torrance	521		521				
	RESEARCH TOOL & DIE WORK INC	Carson	53		53				
	REVERE ELECTRIC SUPPLY CO	Los Angeles	39			190	39		
	REXNORD INC	Los Angeles	190			418	2,669		
	REXNORD INC	Torrance	3,087						
	REYNOLDS INDUSTRIES INC	Los Angeles	77		77				
	RIGOLI PACIFIC COMPANY INC	Monterey Park	52		52				
	RIPA ENGINEERING CO	Los Angeles	205			205			
	RIX INDUSTRIES	Los Angeles	571		571				
	ROBBINS SALES CO INC	Los Angeles	136				136		
	ROBERTS RESEARCH LABORATORY	Los Angeles	246			246			
	ROCKER SOLENOID CO	Torrance	780			780			
	ROCKWELL INTERNATIONAL CORP	Downey	106,525			106,525			
	ROCKWELL INTERNATIONAL CORP	El Segundo	102,493		517	101,976			
	ROCKWELL INTERNATIONAL CORP	Hawthorne	63,434			63,434			
	ROCKWELL INTERNATIONAL CORP	Los Angeles	552,387	183	36,527	515,677			
	ROCKWELL INTERNATIONAL CORP	Palmdale	48,819		48,454	365			
	ROGERSON AIRCRAFT CORPORATION	Los Angeles	181		93	58			180
	ROGERSON AIRCRAFT CORPORATION	Pasadena	47						88
	RON V BROWN INTERNATIONAL	Beverly Hills	76						47
	RONSON HYDRAULIC UNITS NC CORP	Culver City	47						
	ROSELM INDUSTRIES INC	South El Monte	6,602	276	3,357	2,969			
	ROSEMEAD MACHINERY CO	South El Monte	29		29				
	ROTATING PRECISION MECHANISMS	Los Angeles	314	76	128	110			
	ROTHENBERGER USA, INC	Los Angeles	244			60			184
	ROURKE ENGINEERING INC	Monterey Park	148		34	114			
	ROYAL MICA CAPACITOR LABORATOR	Culver City	139						139
	RPA-TEC INC	Inglewood	44						44
	RUBBER TECK	Los Angeles	312	87		166			
	RUBBERTS CERTI-FRESH FOODS INC	Gardena	42						42
	RYAN INTERNATIONAL METALS CORP	Santa Fe Springs	42						42
	S & F INDUSTRIES	Burbank	46		46				
	S & F INDUSTRIES	Long Beach	316		316				
	S D P INC	Los Angeles	103			103			
	S F A T AMERICA INC	Los Angeles	55						
	S F S INDUSTRIES INC	Santa Fe Springs	55						

PRIME CONTRACT AWARDS BY STATE, COUNTY, CONTRACTOR, AND PLACE
 FISCAL YEAR 1988 (OCT - SEP)
 California

COUNTY NAME/ CONTRACTOR NAME		LOCATION NAME	DOD TOTAL	ARMY	NAVY	AIR FORCE	DLA	OCE	ODA
Los Angeles	S M E PRIMECO INC	Maywood	49-						
	S SYSTEMS CORPORATION	Inglewood	5,360		52	5,360			82
	T D RESEARCH CORPORATION	Monrovia	52						
	SABAN INTERNATIONAL SERVICES	Los Angeles	82		289				
	SABRE INDUSTRIES INC	Burbank	289		47	404		45	
	SACH SINHA & ASSOCIATES	Glendale	451						
	SAFETY STORAGE INC	Redondo Beach	45						
	SAFETY-KLEEN CORP	Long Beach	41	41	94				
	SAFEWAY STORES INCORPORATED	Los Angeles	94						
	SAGE ASSOCIATES	Los Angeles	39	39					
	SALON MANAGEMENT CORPORATION	Los Angeles	235				235		
	SAN DIEGO DIVERSIFIED	Los Angeles	439			439			
	SAN VAL ENGINEERING INC	Los Angeles	364	364					
	SANDERS ASSOCIATES INC	Los Angeles	50			50			
	SANDOLLAR TELEVISION INC	Los Angeles	28						28
	SANETT S J CORPORATION	Los Angeles	61-			61-			
	SANTA BARBARA APPLD RES CA	Los Angeles	283						
	SARA LEE CORPORATION	Gardena	700				700		
	SARGENT FLETCHER COMPANY	El Monte	30,655		4,990	25,593	72		
	SARGENT INDUSTRIES INC	Burbank	2,895	33	1,739	724	399		
	SARGENT INDUSTRIES INC	Huntington Park	10,052	72	4,349	3,490	2,141		
	SARGENT INDUSTRIES INC	San Fernando	40				40		
	SAVIN CORPORATION	Cerritos	46				46		
	SCALED COMPOSITES INC	Los Angeles	450						
	SCHAFER W J ASSOCIATES INC	Los Angeles	64			64			
	SCHOBERS MACHINE SHOP INC	Alhambra	134		134				
	SCHOOL ENGR COMP SCI	Los Angeles	406		406				
	SCHULZ PRODUCTS INC	San Gabriel	33			33			
	SCHWEBER ELECTRONICS CORP	Calabasas	29	29					
	SCIENCE APPLICATIONS INTL CORP	Hermosa Beach	8,366			8,306	60		
	SCIENCE APPLICATIONS INTL CORP	Los Angeles	1,320			137			
	SCIENCE APPLICATIONS INTL CORP	Torrance	1,447			447			
	SCIENTIFIC RESEARCH CENTER INC	Los Angeles	28	28					
	SCOTSMAN MANUFACTURING CO INC	Long Beach	378			378			36
	SCOTT BROTHERS	Los Angeles	36						
	SCOTT CRAFT CO	Cudahy	272			219			
	SCOTT CRAFT CO	Inglewood	31	53					
	SCOTT CRAFT CO	Los Angeles	34	31					
	SEAHORSE PRODUCTIONS	Los Angeles	28						
	SEALED AIR CORPORATION	City of Industry	28	28					
	SEAMAN PRODUCTS OF CALIFORNIA	Los Angeles	455			455			
	SELECTIONIX INC	Torrance	57						
	SEMCO INSTRUMENTS INC	Los Angeles	34						34
	SEMETEX CORP	Torrance	464	55	42	367			
	SEMLER ARNOLD A INC	Los Angeles	888	888					
	SENSOR SYSTEMS INC	Los Angeles	322			322			
	SERAGENT MECHANICAL SYSTEMS	Norwalk	286						
	SERIATECH	Los Angeles	1,650			1,650			

PRIME CONTRACT AWARDS BY STATE, COUNTY, CONTRACTOR, AND PLACE
 FISCAL YEAR 1988 (OCT - SEP)
 California

COUNTY NAME/ CONTRACTOR NAME		LOCATION NAME	DOD TOTAL	ARMY	NAVY	ATR FORCE	DLA	OCE	ODA
(DOLLARS IN THOUSANDS)									
Los Angeles	SERMATECH INTERNATIONAL INC	Compton	43	43			5,399		
	SERVICE PACKING COMPANY	Los Angeles	5,399						
	SERVICES GROUP OF AMERICA INC	Los Angeles	85	85			44		
	SFE TECHNOLOGIES	San Fernando	481	437					
	SHANE GROUP INC	West Covina	35			35			
	SHELL OIL COMPANY	Carson	661			107	554		
	SHEPHERD J L & ASSOCIATES	San Fernando	812	237					
	SHIN ENGINEER CO	El Monte	30	30					
	SHIN ENGINEER CO	South El Monte	27			27			
	SHULTZ STEEL CO INC	South Gate	364						
	SIERRA IND	Long Beach	38						
	SIERRA MONOLITHICS, INC	Long Beach	58						
	SIERRAC/HARRISON	Burbank	59						
	SIERRACIN CORPORATION	Burbank	556	48		59			
	SIERRACIN CORPORATION	Los Angeles	15,772	143		7,967	101		
	SIGMAPOWER INC	Carson	226	51		38	45		
	SILICON FILMS CORP	Los Angeles	51	51					
	SIMULASER CORPORATION	City of Industry	246						
	SINGER COMPANY THE	Glendale	30,184	27,557					
	SIRIUS COMPUTER SERVICE	Long Beach	77	77					
	SKURKA ENGINEERING CO	Los Angeles	56			56			
	SKY CONTROLS INC	Los Angeles	74			74			
	SKYLINE ENGINEERING INC	Torrance	42			42			
	SLAYEN R INC	El Segundo	317			102			
	SLUMBERJACK INC	Long Beach	102						
	SMITH R L INC ENGRG CONTR	Los Angeles	63	63			799		
	SODERBERG MFG CO INC	Newhall	799						
	SOFTWARE CENTRAL INC	Walnut	27						
	SOFTWARE ENGRG ASSOCIATES	Pasadena	1,606	27					
	SOFTWARE SYSTEMS DESIGN INC	Torrance	385			1,606			
	SOHAR INCORPORATED	Claremont	331			385			
	SOLID STATE DEVICES INC	Los Angeles	33			331			
	SOLO ENTERPRISE CORP	La Mirada	1,962			1,775			
	SOLTEC INC	City of Industry	44	111		44			
	SONNETT INTERNATIONAL	San Fernando	39			39			
	SONY CORP OF AMERICA	Hawthorne	89	89					
	SORBUS INC	Compton	28						
	SOUTHERN CAL BRAIDING CO	Long Beach	85						
	SOUTHERN CAL EDISON COMPANY	Bell Gardens	2,504	29					
	SOUTHERN CAL EDISON COMPANY	Los Angeles Air Forc	235			2,504			235
	SOUTHERN CAL GAS COMPANY	Norwalk	62						
	SOUTHWEST MARINE INC	Los Angeles Air Forc	36,142			62			
	SOUTHWEST PRODUCTS CO	Los Angeles	27-			27-			
	SOUTHWEST PRODUCTS CO	Irwindale	30-			30-			
	SOUTHWEST RESEARCH INSTITUTE	Monrovia	159						
	SPACE COMPUTER CORP	Long Beach	50	50					
		Santa Monica							

PRIME CONTRACT AWARDS BY STATE, COUNTY, CONTRACTOR, AND PLACE
 FISCAL YEAR 1988 (OCT - SEP)
 California

COUNTY NAME/ CONTRACTOR NAME		LOCATION NAME	DOD TOTAL	ARMY	NAVY	AIR FORCE	DLA	OCE	ODA
(DOLLARS IN THOUSANDS)									
Los Angeles	SPACE LOK INC	Burbank	340			48	292		
	SPACESAVER STORAGE SYSTEM INC	Santa Fe Springs	56			56			
	SPARVAN INC	Long Beach	351		351				
	SPEC TOOL COMPANY	Pico Rivera	387			387			
	SPEC TOOL COMPANY	Santa Fe Springs	110			110			
	SPECIAL DEVICES INCORPORATED	Newhall	561		490	71			
	SPECIALTY PRODUCTS GROUP INC	Los Angeles	100				100		
	SPECLINE	Los Angeles	90				90		
	SPEDE TOOL MFG CO	South El Monte	87				87		
	SPERRY CORPORATION	Long Beach	101		101				
	SPERRY CORPORATION	Los Angeles	32		32				
	SPORTSMENS PRODUCTS INTRNTNL	City of Industry	52	52					
	SQUITTB E R & SONS INC	La Mirada	84	29					
	ST IVES LABORATORIES CORP	Rolling Hills	451			55	451		
	STADCO	Los Angeles	242		242				
	STAINLESS STEEL PRODUCTS INC	Burbank	227		227		199		
	STANDARD ARMAMENT INC	Glendale	1,705	33	118	1,279			
	STANDARD COMMUNICATIONS CORP	Carson	123		123				
	STANDARD INDUSTRIES	La Mirada	31		31				
	STANDARD INDUSTRIES, INC	La Mirada	30				30		
	STANDARD WIRE AND CABLE CO	El Segundo	64		27	523	37		
	STANFORD UNIVERSITY	Torrance	28		28				
	STANLEY-VIDMAR, INC	Los Angeles	111	54	57				
	STANTRON UNIT OF ZERO CORP	Los Angeles	523		363				
	STAR GLOVE & SAFETY POTS CORP	Los Angeles	363						
	STAR INDUSTRIAL CORP	La Canada Flintridge	90						
	STAR-KIST FOODS INC	Los Angeles	3,533		25		3,508		90
	STATE FISH CO INC	Los Angeles	2,371				2,371		
	STATE OF THE ART CONSULTING	Pasadena	76				45		
	STATE RECREATION INC	Huntington Park	45						
	STEINBERG CO THE	Saugus-Bouquet Canyo	148						
	STEPHENSON, W W CO INC	Long Beach	186						
	STERER ENGRG & MFG COMPANY	Los Angeles	4,324	1,735	186	1,823	149		
	STERLING SFWARE ANSWER SYSTEMS	Los Angeles	49		49				
	STERLING SOFTWARE	Los Angeles	29		29				
	STEWART-DAVIS INC	South Gate	379		202	177			
	STORZ KARL ENDOSCOPY-AMERICA	Culver City	222		37	185			
	STORZ KARL ENDOSCOPY-AMERICA	Los Angeles	36			36			
	STUDIO SPECTRUM INC	Burbank	36						
	STURM MACHINE & PARTS INC	Los Angeles	27		27				
	SUN MICROSYSTEMS INC	El Segundo	99		50	49			
	SUNGRAFT ENGINEERING	Westlake Village	249	249					
	SUNKIST GROWERS INC	Burbank	26						26
	SUNRISE ELECTRONICS INC	Glendora	126		126				
	SUPER MEX INC	Los Angeles	575	575					
	SWANK MOTION PICTURES INC	Los Angeles	1,025		1,025				
	SWEENEY ENGINEERING CORP	Gardena	107						

PRIME CONTRACT AWARDS BY STATE, COUNTY, CONTRACTOR, AND PLACE
 FISCAL YEAR 1988 (OCT - SEP)
 California

COUNTY NAME/ CONTRACTOR NAME		LOCATION NAME	DOD TOTAL	ARMY	NAVY	AIR FORCE	DLA	OCE	ODA
(DOLLARS IN THOUSANDS)									
Los Angeles	SWERLING MANASSE & SMITH INC	Los Angeles	98		98				
	SYMBOLICS INC	Los Angeles	78		41	37			
	SYNDEX RECOVERY INC	Torrance	89		207				
	SYSCON CORPORATION	Los Angeles	205	69	205				
	SYSTEM DEVELOPMENT CORPORATION	Los Angeles	205		205				
	SYSTEMS RES APPLICATIONS CORP	Santa Monica	10,606		320	9,693			593
	SYSTEMS TECHNOLOGY INC	El Segundo	133		133				
	SYSTRON-DONNER CORPORATION	Hawthorne	369	105	264		443		
	SYSTRON-DONNER CORPORATION	Burbank	1,640		100	1,097			
	SYSTEK INC	Los Angeles	1,640		395	1,245			
	T A INSTRUMENT CASE CO INC	Culver City	318		162	156			
	T A MFG INC	Los Angeles	64	64					
	T C B STEEL CO INC	Glendale	95		95				
	T C C INC	Santa Fe Springs	36		147		36		
	T C C INC	Compton East	46		798		815		46
	T M W CORPORATION	Los Angeles	26		26				
	T R W ELECTRONIC PRODUCTS INC	Redondo Beach	168	168					
	T S C INC	Santa Monica	5,509	169	3,980	1,360			
	TA MFG INC	Glendale	31	31					
	TAPE SPECIALTY INC	Los Angeles	194	46	148				
	TARTAN INDUSTRIES	Los Angeles	3,448	46					
	TAVCO INC	Los Angeles	434	77	83				
	TEAC CORPORATION OF AMERICA	Montebello	667	165	270		70		
	TEAM CORPORATION	El Monte	58		58				
	TECHNI-CAST INC	South Gate	48		48				
	TECHNICAL DEVICES CO	Torrance	44		44				
	TECHNOLOGY HEATERS INC	San Fernando	356		356				
	TECHNOLOGY RESEARCH INTERNTL	Calabasas	50		50				
	TECOLOTE RESEARCH INC	Hawthorne	238		238				
	TECOM INDUSTRIES INC	Los Angeles	2,564	57	2,132	344	31	96	
	TEKMARINE INC	Pasadena	96						
	TEKSUN INC	Los Angeles	45	45					
	TEKTRONIX INC	Los Angeles	144		83				61
	TELAUTOGRAPH CORPORATION	Los Angeles	55	55					
	TELECOMMUNICATIONS CONTROL	Los Angeles	260		260				
	TELEDYNE INC	Channel Islands Nati	473		76		397		
	TELEDYNE INC	Arcadia	950		168		187		
	TELEDYNE INC	Gardena	31		31				
	TELEDYNE INC	Long Beach	11,243	97	6,274	4,872			
	TELEDYNE INC	Los Angeles	67		67				
	TELEDYNE INC	Torrance	610	45			565		
	TELEDYNE INDUSTRIES INC	Gardena	272	38			198		
	TELEDYNE INDUSTRIES INC	Hawthorne	63,982	7,511	31,598	24,179	694		
	TELEDYNE INDUSTRIES INC	Los Angeles	74				74		
	TELEDYNE INDUSTRIES INC	Norwalk	4,022		98		846		
	TELEDYNE INDUSTRIES INC	Torrance	367	367					
	TELEDYNE PITTSBURGH TOOL STEEL INCORPORATED	Los Angeles	367		342				
	TELEFLEX INCORPORATED	Long Beach	342						

PRIME CONTRACT AWARDS BY STATE, COUNTY, CONTRACTOR, AND PLACE
 FISCAL YEAR 1988 (OCT - SEP)
 California

COUNTY NAME/ CONTRACTOR NAME	LOCATION NAME	DOD TOTAL	ARMY	NAVY	AIR FORCE	DLA	OCE	ODA
Los Angeles	Los Angeles	193						
TELEFLEX INCORPORATED	Santa Monica	1,359	1,359	67	126			
TELCO CORPORATION	Los Angeles	67	67					
TEMPCO ENGINEERING INC	Los Angeles	27			27			
TEMPTRON ENGINEERING INC	Westlake Village	133			133			
TERRA FURNITURE INC	City of Industry	34			34			
TERRA-CAL CONSTRUCTION INC	Los Angeles	70			70			
TETRA TECH INC	Pasadena	35						35
TETRAFLUOR INC	El Segundo	47				47		
TEXTRON INC	Los Angeles	2,053	1,863	26		164		
TEXTRON INC	Valencia	1,429		1,291	138			
THEATER VISION INC	Los Angeles	26	26					
THERMAL EQUIPMENT CORPORATION	Torrance	1,537			1,537			
THERMO ANALYTICAL INC	Monrovia	60	60					
THERMOCONTROL INC	City of Commerce	1,209	241		968			
TIEM INDUSTRIES INC	Long Beach	28	28		34			
TIEM INDUSTRIES INC	Santa Fe Springs	96	61		35			
THOMAS & BET'S CORPORATION	Torrance	111			44			
THOMPSON INDUSTRIES LTD INC	Los Angeles	591	547					
THOMSON INDUSTRIES LTD INC	Hawthorne	267	25					
THOSE FLYING MACHINES INC	Compton	30	30					
THOSE FLYING MACHINES INC	Gardena	79	79					
THRUSTAIR INC	Los Angeles	29			29			
THYSSEN METAL SERVICE	Long Beach	43	43					
TIGER DRILLING CO	Culver City	53			53			
TIGER DRILLING CO	Redondo Beach	29			29			
TITAN CORPORATION	Los Angeles	758	439		319			
TITAN CORPORATION	South Gate	571				571		
TITAN SEVERE ENVIRONMNT SYS CO	Los Angeles	303	250		53			
TODD PACIFIC SHIPYARDS CORP	Los Angeles	38,898	38,898					
TOOL RESEARCH ENGINEERING CORP	Monrovia	46	46					
TOP COAT FINISHING III INC	Los Angeles	359				359		
TOP LINE SPORTS WEAR	Los Angeles	135			135			
TRANSCO PRODUCTS INC	Los Angeles	45	45					
TRANSDUCER TECHNOLOGIES INC	Marina del Ray	147			147			
TRANSDUCERS INC	Pasadena	126				27		
TRANSPORTATION RES ANTYZNG CTR	Cerritos	182				182		
TRANSTECHNOLOGY CORPORATION	Long Beach	31						
TRI COUNTY INSULATION CO INC	Solemint	11,659	5,257		6,376			26
TRI-PHENIX ELECTRONICS	Los Angeles	93	93					
TRI-STAR ELECTRONICS INC	Gardena	31	31					
TRIDENT DATA SYSTEMS INC	Los Angeles	909	26					683
TRIDENT DATA SYSTEMS INC	Ladera Heights	750			750			
TROMPETER ELECTRONICS INC	Los Angeles	972			972			
TRU-FLEX RUBBER PRODUCTS CO	Los Angeles	72	72					
TRW INC	Los Angeles	143	143					
TRW INC	Lawndale	105	105					

PRIME CONTRACT AWARDS BY STATE, COUNTY, CONTRACTOR, AND PLACE
FISCAL YEAR 1988 (OCT - SEP)
California

COUNTY NAME/ CONTRACTOR NAME		LOCATION NAME	DOD TOTAL	ARMY	NAVY	AIR FORCE	DLA	OCE	ODA
Los Angeles	TRW INC	Los Angeles	3,892			1,900			1,992
	TRW INC	Redondo Beach	718,865		72,609	511,465			7,781
	TRW INC	Torrance	8,527		7,899	628			
	TULIP CORPORATION	City of Industry	100		50				
	TURCO PUREX INDUSTRIAL CORP	Carson	141				141		116
	TURNER BROADCASTING SYSTEM	Culver City	116						
	TURNER BROADCASTING SYSTEM	Los Angeles	600		600				
	TURNER MARY	Los Angeles	39						39
	TWENTETH CENTURY-FOX FILM CORP	Beverly Hills	1,044		849				195
	U P D INCORPORATED	Torrance	71				71		
	U S EAGLE INC	Long Beach	574		574				
	U S EQUIPMENT CO INC	Los Angeles	38			38			
	ULTRAMEI	Los Angeles	819			444			
	ULTRASYS SYSTEMS INCORPORATED	Los Angeles	24,820	125	250	24,820			
	UNATECH MANUFACTURING & SALES	El Segundo	59			59			
	UNGERMANN BASS INC	Burbank	44			44			
	UNION AIRCRAFT CO INC	Los Angeles Air Forc	44						
	UNION CARBIDE CORPORATION	Burbank	53						
	UNION CARBIDE CORPORATION	Los Angeles	3,129			3,129			
	UNION OIL CO OF CALIFORNIA	Torrance	93			93			
	UNION PAVING CO	Los Angeles	31,031		65		31,031		
	UNIREX INC	Long Beach	65						
	UNISYS CORPORATION	Industry	44				44		
	UNISYS CORPORATION	Los Angeles Air Forc	603			603			
	UNISYS CORPORATION	San Fernando	596		596				
	UNITED DRILL BUSHING CORP	Downey	228-	299-					
	UNITED PARTITION SYSTEMS INC	Diamond Bar	43			38			
	UNITED STATES ENERGY CORP	Long Beach	38			43			
	UNITED STATES TRADING CORP	Los Angeles	84		38				
	UNITED TECHNOLOGIES CORP	Industry	177				84		
	UNIVERSAL AEROSPACE CORP	Culver City	28-	28-			177		
	UNIVERSAL ANALYTICS INC	Los Angeles	420			420			
	UNIVERSAL PICTURE THEA DIV	Universal City	782						
	UNIVERSITY OF CALIFORNIA	Los Angeles	8,689	1,046	782	2,636			697
	UNIVERSITY OF CALIFORNIA	Torrance	164		4,310				
	UNIVERSITY OF SOUTHERN CALIF	Los Angeles	31,197	2,624	164				
	UNIVERSITY OF SOUTHERN CALIF	Marina del Ray	1,314		8,139				
	UNIVOX-CALIFORNIA INC	Los Angeles	458			14,019			
	URETHANE PRODUCTS CORPORATION	Gardena	1,669	458		1,314			6,415
	V & L ENGINEERING	South El Monte	31-	31-	581				
	V G SYSTEMS INC	Los Angeles	194				479		
	V-TECH INC	Pomona	83						83
	VACCO INDUSTRIES	El Monte	44						44
	VACCO INDUSTRIES	South El Monte	1,765		1,258				
	VACCUUM/ATMOSPHERES COMPANY	Hawthorne	67		67				
	VALDYNE ENGINEERING CORP	Los Angeles	478	450	28				
	VALLEY DETROIT-DIESEL ALLISON	City of Industry	51		51				
	VAN ROTH INDUSTRIES	Los Angeles	37		37				

(DOLLARS IN THOUSANDS)

PRIME CONTRACT AWARDS BY STATE, COUNTY, CONTRACTOR, AND PLACE
 FISCAL YEAR 1988 (OCT - SEP)
 California

COUNTY NAME/ CONTRACTOR NAME		LOCATION NAME	DOD TOTAL	ARMY	NAVY	AIR FORCE	DLA	OCE	ODA
Los Angeles	VARIAN ASSOCIATES INC	Marina del Ray	5,033	5,033		46			
	VARIAN ASSOCIATES INC	Santa Fe Springs	46			93			
	VERADYNE CORP	Burbank	93			243			
	VERNITRON CORPORATION	Los Angeles	769	322	29	175			
	VESTAR RESEARCH INC	Pasadena	84		84				
	VIDEOTAPE PRODUCTS INC	Los Angeles	216	43	82	91			
	VIKING CONNECTORS	Los Angeles	245		245				
	VINYL TECHNOLOGY INC	El Monte	30				30		
	VINYL TECHNOLOGY INC	South El Monte	413				413		
	VIRCO MFG CORPORATION	Los Angeles	399	386	399				
	VISTA CONTROLS INC	Saugus-Bouquet Canyo	386	50					
	VISTA CONTROLS INC	Valencia	23	61	27				
	VISUAL INSTRUMENTATION CORP	Burbank	163		102				
	VITAL AIRCRAFT PRODUCTS INC	El Segundo	149	90	44	149			
	VSI CORPORATION	Culver City	648			131			
	VSI CORPORATION	Industry	537				383		
	VSI CORPORATION	Los Angeles	92		31		537		
	VSI CORPORATION	Redondo Beach	525			57	61		
	W & M MANUFACTURING CO INC	Los Angeles	174		65		468		
	WADDAN SYSTEMS	Los Angeles	65	28			174		
	WADE J CAMERON AND CO	Los Angeles	28						
	WAHL INSTRUMENTS	Los Angeles	29		29				
	WALKER ENGINEERING ENTERPRISES	Los Angeles	85		85				
	WALKER FOODS INC	Culver City	40				40		
	WALTER DORWIN TEAGUE INC	Los Angeles							
	WANG LABORATORIES INC	Pomona	4,713		4,713	60			
	WARNER BROS INC	Los Angeles Air Forc	60						143
	WARNER COMMUNICATIONS INC	Burbank	143						
	WARNER COMMUNICATIONS INC	Burbank	950		950				
	WARNER-BOYD & ASSOC INC	Gardena	59		59				
	WARRING INC	Huntington Park	39		39				
	WATERFRONT INDUSTRIAL SERVICES	Long Beach	25						25
	WAUGH CONTROLS CORP	Los Angeles	283						
	WEMS INC	Hawthorne	545	119		44			
	WEST COAST ELECTRICAL MFG CO	Paramount	36	71		369			
	WEST COAST RESEARCH CORP	Santa Monica	130	36	69		36		
	WESTAMP INC	Santa Monica	168	130					
	WESTTECH GEAR CORP	Long Beach	29		168				
	WESTTECH GEAR CORP	Lynwood	3,650		29				
	WESTERN FILAMENT INC	Glendale	177		3,650				
	WESTERN FILTER CORPORATION	Los Angeles	527	48	214	167			
	WESTERN LINK ASSOCIATES INC	Signal Hill	32						
	WESTERN MAGNETICS, INC	Glendale	304		261				
	WESTERN MEAT PROCESSORS INC	Vernon	56						
	WESTERN PACIFIC FOODS	Los Angeles	31						31
	WESTFIELD HYDRAULICS INC	Los Angeles	65						65
	WESTFIELD PRECISION PRODUCTS	Los Angeles	127	127					
	WESTINGHOUSE ELECTRIC CORP	Compton	59						

PRIME CONTRACT AWARDS BY STATE, COUNTY, CONTRACTOR, AND PLACE
 FISCAL YEAR 1988 (OCT - SEP)
 California

COUNTY NAME/ CONTRACTOR NAME	LOCATION NAME	DOD TOTAL	ARMY	NAVY	AIR FORCE	DLA	OCE	ODA
Los Angeles	Compton East	840			840			
WESTINGHOUSE ELECTRIC CORP	Santa Fe Springs	29,141		29,141				
WESTMONT INDUSTRIES	Los Angeles	691		691				
WESTON ROY F INC	Los Angeles	32			32			
WESTWOOD WHOLESAL ELC CO	Long Beach	69		69				
WHEELABRATOR CORPORATION	Glendale	129						
WHITE R E & ASSOCIATES INC	Gardena	26						129
WHITTEWORTH INC	Los Angeles	6,950	187	3,333	2,141	1,289		26
WHITTAKER CORPORATION	Azusa	1,962		37	175-			
WIL-JO MANUFACTURING INC	Long Beach	33		33				
WILLIAMS BROTHERS ENRG CO	Torrance	3,098		3,098				
WILMAR ELECTRONICS INC	Long Beach	27						
WILORCO INC	Industry	1,159			1,019			27
WILSEY FOODS INC	Carson	36			36			140
WILSHIRE FOAM PRODUCTS INC	South El Monte	455		455				
WINGGRAFT ENGINEERING INC	Los Angeles	121						121
WINICK CORPORATION	Commerce	106						106
WINNIE FASHIONS /USA/ INC	Los Angeles	41		41				
WITCO CORPORATION	Los Angeles	170			170			
WOLFE B J ENTERPRISES	Pasadena	1,000	68	124	779	29		
WOODWARD-CLYDE CONSULTANTS	City of Industry	175			175			
WYLE LABORATORIES	Industry	35						35
X A R INDUSTRIES INC	Los Angeles	966	470	496				
X A R INDUSTRIES INC	Los Angeles	950						
XEMET INC	Pasadena	50						
XERAD INC	Bell	32			32			
XERAD INC	El Monte	69						
XEROX CORPORATION	El Segundo	441		41	69			
XEROX CORPORATION	Long Beach	237		197	400			
XEROX CORPORATION	Los Angeles	152						
XEROX CORPORATION	Los Angeles Air Forc	30			30			121
XEROX CORPORATION	Montebello	32			32			
XEROX CORPORATION	Pasadena	12,858	4,877	7,619	33	29		
XEROX CORPORATION	Santa Fe Springs	177		177				
XEROX CORPORATION	Torrance	81		81				
XONTECH INC	Los Angeles	6,182	1,785	250	4,147			
XSIRIUS SCIENTIFIC INC	Marina del Ray	100		50				
Y Y K ENTERPRISES	Long Beach	29		29				
YOUNGER HAROLD J INC	Long Beach	43		43				
Z M P INC	Burbank	585		553	32			
Z M P INC	Glendale	278		28				
ZANT R W CO	Los Angeles	277-						110
ZELCO MAGNETICS	Inglewood	40	277-					278
ZENITH ELECTRONICS CORPORATION	Los Angeles	126	40					
ZENITH ELECTRONICS CORPORATION	Los Angeles Air Forc	126		66				
ZERO CORPORATION	Burbank	120						

PRIME CONTRACT AWARDS BY STATE, COUNTY, CONTRACTOR, AND PLACE
 FISCAL YEAR 1988 (OCT - SEP)
 California

COUNTY NAME/ CONTRACTOR NAME		LOCATION NAME	DOD TOTAL	ARMY	NAVY	AIR FORCE	DLA	OCE	ODA
(DOLLARS IN THOUSANDS)									
Los Angeles	ZERO CORPORATION	Los Angeles	329	42	246	41			
	TOTAL - Los Angeles		9,833.174	1,138,504	2,689,866	5,130,380	723,548	14,656	136,220
Madera	BIFROST LTD	Madera	35		35				
	BROKEN ARROW INC	Madera	27		35	27			
	TOTAL - Madera		62						
Marin	BAKER BROS ROOFING & SUPPLY	Novato	63		63				
	BAY CITIES REFUSE CO	Sausalito	55					55	
	BAY DECKING CO INC	Ignacio	125						
	BENDER SYSTEMS	Novato	1,680		1,680				
	BIOSEARCH INCORPORATED	San Rafael	30		30				
	BOSTON WHALER INC	San Rafael	42		42				
	BULLARD E D COMPANY	Sausalito	66					66	
	CAL STATE PATROL SERVICE	Sausalito	34		34				
	CALIFORNIA HAWAIIAN SUG COMPANY	Novato	229		229				
	CALL/RECALL	Novato	179			179			
	COMSTAR INC	Bolinas	89			89			
	CONTAINER STORAGE INC	Sausalito	124					124	
	EAST WEST RESEARCH INC	Novato	43		43				
	FARMERS RICE COOPERATIVE	Novato	70						
	FINNIGAN CORPORATION	Sausalito	1,759				70		
	HARDING LAWSON ASSOCIATES	Sausalito	80			1,759			
	HYDRONETICS INC	Novato	3,586	3,586				80	
	INTERNATIONLE GESELLSCHAFT	Sausalito	98					98	
	LANE INTERNATIONAL	Novato	68	68					
	MAINTENANCE ENGINEERS	Woodacre	63						
	MARIN MUNICIPAL WATER DISTRICT	Novato	224		224				
	MOTOROLA COMMUNICATIONS & ELEC	Novato	26	26					
	NABISCO BRANDS INC	Novato	30	30					
	NORTH BAY CONTRACTING	Sausalito	42						
	PACIFIC GAS AND ELC COMPANY	Novato	31						42
	PIXAR	Novato	498		498				
	PLANNED SYSTEMS INTERNATIONAL	Novato	86	86					
	RIEGER RONALD F	Corte Madera	120		120				
	STEAGALL CLYDE G INC	San Rafael	35						35
	STEREOGRAPHICS CORP	Sausalito	89		89				
	TRANSCRIPTION-STAT INC	Novato	191		191				
	TRANSIT TANK INTERNATIONAL	Novato	32	32					
	TRI-AD CONSTRUCTORS	San Rafael	81	81					
	WATKIN & BORTOLUSSI INC	Corte Madera	77		77				
	WESCO INC	Novato	574		574				153
	WOODWARD-CLYDE CONSULTANTS	Corte Madera	153						31
	TOTAL - Marin	Novato	31						
		Novato	2,980	2,980					
		Novato	13,783	6,889	4,019	362	1,829		684

PRIME CONTRACT AWARDS BY STATE, COUNTY, CONTRACTOR, AND PLACE
 FISCAL YEAR 1988 (OCT - SEP)
 California

COUNTY NAME/ CONTRACTOR NAME	LOCATION NAME	DOD TOTAL	ARMY	NAVY	(DOLLARS IN THOUSANDS)		
					AIR FORCE	DLA	OCE
Mariposa							
ODGERS PETROLEUM INC	El Portal	83					
PHOTO-SONICS INC	Mariposa	223		110		223	83
TAVIS CORPORATION	Mariposa	416		110		223	83
TOTAL - Mariposa							
Mendocino							
ABEX CORPORATION	Willits	3,191		3,191			
GEMINI FOREST PRODUCTS INC	Branscomb	29					29
HOWARD LEE CNSTR COMPANY	Mendocino	27					
MICROPHOR INC	Willits	1,090		1,090			
ROTO ROOTER SEWERS & DRAINS	Ukiah	60					60
UNION LINE CONSTRUCTION INC	Point Arena Air Forc	97				97	
UNITED ENGINEERS & CONSRS	Calpella	296				296	
WESTERN INDUS ENVIRONMENTAL SVC	Mendocino	130					130
WRIGHTS DEVELOPMENTS	Ukiah	52					52
TOTAL - Mendocino		4,972		4,281		393	29
Merced							
A L S SERVICE INC	Castile AFB	105					
A T & T INFORMATION SYSTEMS	Castile AFB	237					
ALAN PRE-FAB CORP	Merced	139	139				
ATLANTIC BRANDS INC	Atwater	159					159
AUSTIN RESRCH ENGRNS INC	Castile AFB	280					
BARTLETT LEON H INC	Merced	435					435
BLUME JCHN A ASSOC ENGINEERS	Castile AFB	30		30			
BOEING COMPANY THE	Castile AFB	1,286				1,286	
BOYLE ENGINEERING CORPORATION	Castile AFB	280		280			
BRAY J L & SONS INC	Castile AFB	599					
BURCH R A CONSTRUCTION CO	Castile AFB	8,025		8,025			
COFFMAN CONSTRUCTION INC	Castile AFB	3,431				3,431	
CORLETT SKAER DE VOTO ARCH INC	Castile AFB	328		328			
CROSBY THORNTN MRSHL ASSOC INC	Castile AFB	600		600			
CROTHALL AMERICAN INC	Castile AFB	295					295
DIVERSIFIED CONTRACT SERVICES	Castile AFB	959					959
DWS INC	Castile AFB	156					156
E D L CONSTRUCTION INC	Castile AFB	69					69
EVCO NATIONAL	Castile AFB	224					224
GENTZ CONSTRUCTION CO INC	Castile AFB	162					162
HENDERSON W R CONSTRUCTION INC	Castile AFB	1,793		1,793			
HOWK WELL & EQUIPMENT CO INC	Castile AFB	153					153
I C G ELECTRIC INC	Castile AFB	326					326
INDUSTRIAL INDEMNITY COMPANY	Castile AFB	161					161
INTERNATIONAL TECHNOLOGY CORP	Castile AFB	207					207
KINGS VIEW	Castile AFB	32					32
KLEINFELDER J H & ASSOCIATES	Castile AFB	276					276
KONERIAN BUILDING MAINT SVC	Castile AFB	969					969
LANG DWIGHT ENTERPRISES INC	Castile AFB	124					124

PRIME CONTRACT AWARDS BY STATE, COUNTY, CONTRACTOR, AND PLACE
 FISCAL YEAR 1988 (OCT - SEP)
 California

COUNTY NAME/ CONTRACTOR NAME	LOCATION NAME	(DOLLARS IN THOUSANDS)							
		DOD TOTAL	ARMY	NAVY	AIR FORCE	DLA	OCE	ODA	
Merced									
LEIDENFROST-HOROWITZ & ASSOC	Castle AFB	139			139				
LOGICON INC	Castle AFB	329-			329-				
MARSHALL BOOKER LAWLOR ARCH	Castle AFB	41			41				
MAULDIN-DORFMEIER CNSTR	Castle AFB	3,728			3,728				
MIDPAC PAINTING	Castle AFB	47		47					
NOVA COMMERCIAL COMPANY INC	Castle AFB	112			112				
NOVATO DISPOSAL SERVICE INC	Castle AFB	77			77				
PACIFIC GAS AND ELC COMPANY	Castle AFB	1,714			1,714				88
PACIFIC RIM PACKAGING CORP	Merced	88							
PLANO BUILDERS CORPORATION	Castle AFB	31		31					
R-M-S PROFESSIONAL CONS	Castle AFB	135			135				
SACRAMENTO WEED	Castle AFB	392			392				
SECTOR COMPUTER SYSTEMS INC	Castle AFB	27			27				
SIMTEC INC	Atwater	127		127					
SYSTEMS RESEARCH LABORATORIES	Castle AFB	1,494			1,494				
TOLLADAY ODELL FRMMING ENGRS	Castle AFB	260			260				
UNISERV INC	Castle AFB	33			33				
UNITED ARTIST CABLE SYS	Castle AFB	34			34				
UNITED STATES DEPT ENERGY	Castle AFB	1,921		724	1,921				
UNITED STEEL FENCE COMPANY	Castle AFB	724			724				
WADMAN CORP	Castle AFB	6,650			6,650				
WARD ENTERPRISES	Castle AFB	47			47				
WICKUM CONSTRUCTION	Castle AFB	281			281				
WORLD WIDE MAINTENANCE	Castle AFB	360			360				
TOTAL - Merced		39,973	139	11,985	26,960		889		
Modoc									
FEDERAL PRISON INDUSTRIES	Kandra	65		65					
TOTAL - Modoc		65		65					
Mono									
DESIGN CONCEPTS WEST	Bridgeport	146		146					
E & S DIVERSIFIED SERVICES	Lake Mary	54			54				
ENFIELD CONSTRUCTION INC	Bridgeport	292		292					
KRUMP CONSTRUCTION INC	Bridgeport	28		28					
TUMPANE SERVICES CORPORATION	Bridgeport	165		165					
TOTAL - Mono		685		631					
Monterey									
A J SALES & SERVICES	Seaside	27			27				
A-S-K ASSOCIATES INC	Seaside	205		205					
ABRAMS ELECTRONICS INC	Salinas	98			98				98
ACE PACIFIC COMPANY	Seaside	75			75				
ACTUS CORPORATION	Seaside	476			476				
ALLIANCE PROPERTIES INC	Seaside	43-			43-				
AMERICAN ELEVATOR COMPANY	Seaside	109			109				
AMERICAN INDUSTRIES	Monterey	863			863				

PRIME CONTRACT AWARDS BY STATE, COUNTY, CONTRACTOR, AND PLACE
 FISCAL YEAR 1988 (OCT - SEP)
 California

COUNTY NAME/ CONTRACTOR NAME		LOCATION NAME	DOD TOTAL	ARMY	NAVY	AIR FORCE	DLA	OCE	ODA
(DOLLARS IN THOUSANDS)									
Monterey	ANALYTICAL SYSTEMS ENGRG CORP	Salinas	124			124			
	APOLLO COMPUTER INC	Monterey	43		43				
	AVIS INC	Monterey	52		52				
	AVLONITIS SPYCOS PAINTING CO	Seaside	717	717					
	BARETT ELECTRIC	Monterey	41		41				
	BASIC AMERICAN FOODS	King City	48						
	BDM CORPORATION	Monterey	285	285					
	BECK PAUL T CONTRACTORS	Monterey	94		94		48		
	BESTOR ENGINEERS INC	Fort Hunter Liggett	1	1					
	BIANCHINI S H & ASSOC	Monterey	38		38				
	BUILDING AUTOMATION SERVICES	Seaside	146	146					
	BUTTS CHARLES CONSTRUCTION	Seaside	1,517	1,517					
	C H K ENTERPRISES INC	Monterey	69		69				
	C H K ENTERPRISES INC	Seaside	219	219					
	CAPITOL BUILDERS HARDWARE INC	Seaside	564	564					
	CARMEL MARINA CORPORATION	Seaside	212	212					
	CHILD ABS TRT ASSC/CHNG SMNR	Seaside	40	40					
	COASTSIDE CABLE T V INC	Seaside	102	102					
	CONTROL DATA CORPORATION	Monterey	1,403		1,403				
	CONVENTION MARKETING SERVICES	Seaside	57	57					
	CORLETT SKAER DE VOTO ARCH INC	Monterey	93		93				
	CRABBE ELECTRIC	Seaside	64	64					
	CROSBY THORNTN MRSHL ASSOC INC	Seaside	1,600	1,600					
	DANIELS & HOUSE CONSTR CO	Monterey	42	42					
	DANIELS & HOUSE CONSTR CO	Seaside	190	190					
	DANIELS & SHANKLIN CNSTR CO	Seaside	148	148					
	DASSELS PETROLEUM INC	Fort Hunter Liggett	116	116					
	DATA GENERAL SERVICES INC	Monterey	74		74				
	DEL JEN INC	Seaside	6,361	6,361					
	DIGITAL EQUIPMENT CORPORATION	Monterey	128		128				
	DIGITAL EQUIPMENT CORPORATION	Seaside	99	99					
	DR HERMAN MEDWIN	Pebble Beach	140		140				
	E A ENGRING SCENCE TECHNOLOGY	Seaside	919					919	
	EASTMAN KODAK COMPANY	Seaside	41	41					
	EL CAMINO CONSTRUCTION CO	Seaside	6,333	6,333					
	ELECTROMAR CO	Seaside	40	40					
	EMPIRE PIPE & CLEANING EQP	Seaside	99	99					
	ENITECH ENGINEERS INCORPORATED	Monterey	26		26				
	F & M ENGINEERING CONTRACTOR	Seaside	866	866					
	FAR EAST MAINTENANCE CORP	Monterey	561		561				
	FEDERAL INTEGRATED SYSTMS CORP	Seaside	36		36				
	FISHER FRIEDMAN ASSOCIATES	Monterey	56		56				
	FLOORS & MORE	Monterey	29	29					
	HARDING ASSOCIATES INC	Fort Hunter Liggett	91	91					
	HARDING ASSOCIATES INC	Monterey	229	229					
	HARDING ASSOCIATES INC	Seaside	909	909					
	HARLEY TREE & PEST CONTROL	Monterey	35		35				

PRIME CONTRACT AWARDS BY STATE, COUNTY, CONTRACTOR, AND PLACE
 FISCAL YEAR 1988 (OCT - SEP)
 California

COUNTY NAME/ CONTRACTOR NAME	LOCATION NAME	DOD TOTAL	(DOLLARS IN THOUSANDS)						
			ARMY	NAVY	AIR FORCE	DLA	OCE	ODA	
Monterey	Fort Hunter Liggett	31	31						
Hewlett-Packard Company	Seaside	102	102						
Holewinski & Blevens Inc	Seaside	38,857	38,857						
Hunt Building Corporation	Monterey	524		524					
IDG Architects Inc	Monterey	36	36						
Industrial Indemnity	Salinas	357	28	357					
Integrated Device Technology	Monterey	937	182	909					
International Bus Mchs Corp	Seaside	214				214			
International Bus Mchs Corp	Seaside	35	35						
International Technology Corp	Salinas	125	125						
J R I Company	Fort Hunter Liggett	347	347						
Johnson Associates	Monterey	45	45						
Jones & Stokes Associates Inc	Monterey	3,030	3,030						
Kaslan Associates	Seaside	97	97						
Kass Management Services Inc	Seaside	42	42						
Kass Management Services Inc	Monterey	155		155					
Keelco	Seaside	42	42						
Kent Jo Annsocial Worker	Monterey	320		320					
Kinetic Engineering & Constr	Monterey	89	89						
King City Disposal Service Inc	Seaside	202	202						
Komercian Building Maint Svc	Marina	410	410						
L & C Janitorial Service Inc	Monterey	112	112						
L & C Janitorial Service Inc	Seaside	1,373	1,373						
Lee Alton S. AIA	Monterey	32		32					
Lee R G Inc	Monterey	39		39					
Linda Vista Industries In	Monterey	158		158					
List Engineering Company	Monterey	71	71						
M G M Construction Co	Seaside	46	46						
M Z P Inc	Seaside	72	72						
Mc Gram-Hill Inc	Monterey	69		69					
Mid State Electric Co.	Seaside	79	79						
Monterey Bay Aquarium	Pacific Grove	69		69					
Monterey City Disposal Svc	Seaside	421	421						
Monterey County Business Pmts	Monterey	33		33					
Monterey Peninsula Engineering	Seaside	27		27					
Monterey City Of	Monterey	237	237						
Motorola Inc	Fort Hunter Liggett	94	94						
Nakata Clifford S & Assoc PC	Camp Roberts	73	73						
Nakata Clifford S & Assoc PC	Seaside	97	97						
Neural Netics	Monterey	105	55	50					
Northern Telecom Inc Del	Seaside	105	105						
Pacific Bell	Seaside	300	300						
Pacific Gas and ELC Company	Fort Hunter Liggett	698	698						
Pacific Gas and ELC Company	King City	223	223						
Pacific Gas and ELC Company	Monterey	859	859						
Pacific Gas and ELC Company	Seaside	9,691	9,691						

PRIME CONTRACT AWARDS BY STATE, COUNTY, CONTRACTOR, AND PLACE
 FISCAL YEAR 1988 (OCT - SEP)
 California

COUNTY NAME/ CONTRACTOR NAME	LOCATION NAME	DOD TOTAL	ARMY	NAVY	AIR FORCE	DLA	OCE	ODA
Monterey		18,154	18,154	66				
PLANNING RESEARCH CORPORATION	Seaside	66						
Q S D INCORPORATED	Monterey	355						
QUALITY CARE INC	Seaside	45						
R & S ERECTN S CL CTY	Seaside	65						
R SQUARED SCAN SYSTEMS, INC	Seaside	58						
RACAL VADIC INC	Monterey	214						
REHABILITATION SVCS NTHRN CAL	Seaside	84						
ROEBELEN ENGINEERING INC	Monterey	395						
ROOFING CONSTRUCTORS INC	Seaside	106						
ROSS OIL ANALYSIS SERVICES	Seaside	38						
ROTHERBERGER USA, INC	Monterey	155						
S & Q CORPORATION	Monterey	262						
SALINAS VALLEY OIL CO	Salinas	185						
SANCHEZ INC	Seaside	100-						
SCIENCE APPLICATIONS INTL CORP	Fort Hunter Liggett	1,919						
SIEMENS CORPORATION	Monterey	38						
SIG PRO SYSTEMS INC	Seaside	214						
SILICON GRAPHICS INC	Monterey	50						
SISTERS OF CHARITY	Seaside	1,488						
SORBUS INC	Seaside	26						
SPACE AGE ENGINEERING INC	Seaside	30						
SPRANKLE LYND & SPRAGUE INC	Seaside	457						
STEPHENS P W CONTRS INC	Monterey	78						
STORAGE TECHNOLOGY CORPORATION	Seaside	79						
SUN MICROSYSTEMS INC	Monterey	92						
SWISS HUTS INC	Seaside	31						
TBG INC	Fort Hunter Liggett	30						
TICO CONSTRUCTION	Seaside	192						
TOMBLESON, INC	Seaside	162						
TSE INTERNATIONAL INC	Monterey	38						
U A ANDERSON CONST CO	Seaside	30						
V B N CORPORATION	Seaside	38						
VALLEY SIERRA HEALTH SERV	Monterey	27						
WADMAN CORP	Monterey	3,777						
WANG LABORATORIES INC	Seaside	57						
WARREN CONTRACTING	Monterey	207						
WONG ROBERT B ARCHITECT	Monterey	65						
XEROX CORPORATION	Seaside	372						
XEROX CORPORATION	Seaside	267						
YEI ENGINEERS INC	Monterey	146						
TOTAL - Monterey		117,467	105,725	9,934	124	729	919	36
Napa		25						
A MINDLE ASSOCIATES	Napa	25						
HATCH & KIRK INC	American Canyon	358						
INSTRUMENTAL MACHINE PRODUCTS	Callistoga	93						

PRIME CONTRACT AWARDS BY STATE, COUNTY, CONTRACTOR, AND PLACE
 FISCAL YEAR 1988 (OCT - SEP)
 California

COUNTY NAME/ CONTRACTOR NAME		LOCATION NAME	DOD TOTAL	ARMY	NAVY	ATR FORCE	DLA	OCE	ODA
(DOLLARS IN THOUSANDS)									
Napa	WESTERN ENVIRONMENTAL, INC	Napa	153		153	451			
	TOTAL - Napa		629		178				
Nevada	A & B ASPHALT SEALING CO	Beale AFB	320			320			
	AMERICAN PACIFIC ROOFING CO	Beale AFB	1,390			1,390			
	B & W SERVICE INDUSTRIES INC	Beale AFB	80			80			
	CALWEST FIRE PRTECTION ENGRNG	Beale AFB	71			71			
	CAMERA MART INC THE	Grass Valley	222			222			
	CHEFS EQUIPMENT REPAIR INC	Beale AFB	483			483			
	CONTROL DATA CORPORATION	Beale AFB	130-			130-			
	CROTHALL AMERICAN INC	Beale AFB	215			215			
	E I L INSTRUMENTS INC	Grass Valley	64			64			
	EATON CORPORATION	Beale AFB	766			766			
	GOULD COMPUTER SYSTEMS INC	Beale AFB	599			599			
	GRASS VALLEY GROUP, THE INC	Grass Valley	235		235				
	HAMILTON ENTERPRISES INC	Beale AFB	1,357			1,357			
	HOLLIS ROGER	Beale AFB	1,779			1,779			
	HONEYWELL BULL AG	Beale AFB	111			111			
	INNOVATIVE SOLUTIONS INC	Beale AFB	62			62			
	KINETIC ENGINEERING & CONSTR	Beale AFB	262			262			
	MIDWEST COMMUNICATIONS CORP	Grass Valley	129			129			
	NOVA COMMERCIAL COMPANY INC	Beale AFB	84			84			
	PACIFIC GAS AND ELC COMPANY	Beale AFB	244			244			
	PARAGON CONSTRUCTION	Beale AFB	49			49			
	PITNEY BOWES INC	Beale AFB	74			74			
	SANDSTONE CONSTRUCTION INC	Beale AFB	76			76			
	TECUMSEH CONSTRUCTION COMPANY	Beale AFB	125	125					
	UNITED STATES DEPT ENERGY	Beale AFB	4,066			4,066			
	VIA GEO RESOURCES INC	Beale AFB	2,507			2,507			2,507
	WESTERN STATES MANAGEMENT INC	Beale AFB	93			93			
	WESTERN WASTE MANAGEMENT INC	Beale AFB	283			283			
	XEROX CORPORATION	Beale AFB	36			36			
	YOUNGER HAROLD J INC	Beale AFB	81	81					
	TOTAL - Nevada		14,033	206	235	11,085	2,507		2,507
Orange	D INSTRUMENTS INC	Huntington Beach	202		140				62
	A & J MANUFACTURING COMPANY	Tustin	154		38				116
	A DATACOM SOLUTION INC	Cypress	30						30
	A G & J W INC	Fullerton	43						43
	A L S CORPORATION	Anaheim	302		302				
	A R O SERVICE	Anaheim	173-			173-			
	A T & T TECHNOLOGIES INC	Fullerton	460		460				
	ABLE CORPORATION	Fullerton	483	215	223	45			
	ACL TECHNOLOGIES	Santa Ana	3,740	50	33	3,459			198
	ACOMAN INDUSTRIES INC	Costa Mesa	90						90

PRIME CONTRACT AWARDS BY STATE, COUNTY, CONTRACTOR, AND PLACE
 FISCAL YEAR 1988 (OCT - SEP)
 California

COUNTY NAME/ CONTRACTOR NAME	LOCATION NAME	DOD TOTAL	ARMY	NAVY	AIR FORCE	DLA	OCE	ODA
Orange	ACTION ENTERPRISES INC	32				32		
	ADAMS/MALLORY CONSTRUCTION CO	30		30				
	ADAMS/MALLORY CONSTRUCTION CO	90		39				
	ADAMS/MALLORY CONSTRUCTION CO	39		392				
	ADRIAN FARMS	36			36			
	ADRIAN SUPPLY COMPANY	28		28				
	ADTECH POWER INC	169		169				
	ADVANCED AEROMECHANISMS CORP	43				43		
	ADVANCED CONNECTOR TELESIS INC	113	113					
	ADVANCED CONTROLS	67	67					
	ADVANCED ENERGY CONTROLS	110-	110-					
	AEROMET GENERAL CORPORATION	1,825	1,581		244			
	AEROJET ORDNANCE COMPANY	130		130				
	AEROTECH INDUSTRIES INC	188		188				
	AGGRESSIVE ENGINEERING CORP	2,224	2,036	345				
	AGOURA SYSTEMS INC	345						
	AIR INDUSTRIES CORPORATION	83			55	28		
	AIR-A-PLANE CORP	638			638			
	AIRBORNE SYSTEMS INC	101	101					
	AIRSPACE TECHNOLOGY CORP	101						
	ALCOA FUJIKURA LTD	4,544			4,444			
	ALESSI INDUSTRIES INC	35						
	ALL AMERICAN GOURMET CO	45	45					
	ALL METALS ENGINEERING	215				215		
	ALL-BANN ENTERPRISES INC	64		64				
	ALLERGAN PHARMACEUTICALS INC	15,372	15,372					
	ALLERGAN PHARMACEUTICALS INC	78				78		
	ALLIED SIGNAL AEROSPACE CO	40			40			
	ALLOY DIE CASTING CO INC	1,250		791	185			
	AM INTERNATIONAL INC	75	274			75		
	AMERICA VIDEO COMMUNICATIONS	131		80	51			
	AMERICAN COMPUTER HDWR CORP	86			86			
	AMERICAN ELECTRONICS INC	109		109				
	AMERICAN HOSPITAL SUPPLY CORP	1,493		306	1,144	43		
	AMERICAN HOSPITAL SUPPLY CORP	137			137			
	AMERICAN HOSPITAL SUPPLY CORP	368	32					
	AMERICAN HOSPITAL SUPPLY CORP	117				336		
	AMERICAN METAL BEARING CO	438		138		117		
	AMERICAN PARTITIONS INC	161		161		300		
	AMERICAN STANDARD INDUSTRIAL S	129						
	AMERICAN VIDEO PRODUCTS	119			119			
	ANALYTIC SPECIALTIES CORP	74		74				
	ANATECH INTERNATIONAL CORP	141						
	ANILLO INDUSTRIES INC	141			141			
	APPLIED DATA RESEARC	70				70		
	ARA INC	28		28				
	ARCON ELECTRIC LTD	243	243					
	ARIUM CORPORATION	267	267					
		39	39					
	Los Alamitos Naval A							
	Anaheim							

PRIME CONTRACT AWARDS BY STATE, COUNTY, CONTRACTOR, AND PLACE
 FISCAL YEAR 1988 (OCT - SEP)
 California

COUNTY NAME/ CONTRACTOR NAME		LOCATION NAME	DDO TOTAL	ARMY	NAVY	AIR FORCE	DLA	OCE	ODA
(DOLLARS IN THOUSANDS)									
Orange	ARKADY ASSOCIATES	Garden Grove	460	256	1,413	204			
	ARMAMENT SYSTEMS INC	Anaheim	1,448	35					
	ATLANTIC RESEARCH CORPORATION	Anaheim	212			212			
	ATLAS ENERGY SYSTEMS INC	Irvine	63		63				
	AUDIO ENVIRONMENTS INC	Orange	152		152				
	AUSTIN COMPANY THE	Irvine	15,795	15,795					
	AVON SEAGULL MARINE INC	Irvine	110		110				
	AXXON VOICE PRODUCTS	Anaheim	50		50				
	AZTEK INC	Irvine	493	493					
	B & E MFG CO INC	Stanton	26				26		
	B F V AEROSPACE CORP	Santa Ana	3,501		569	2,932			
	BABCOCK INC	Orange	36		36				
	BADO ENGINEERING INDUSTRIES	Garden Grove	43-	43-					
	BAL-SEAL ENGINEERING CO	Santa Ana	45	45					
	BALDY BROTHERS CONSTRUCTORS	El Toro	42	42					
	BALL CORPORATION	Irvine	1,618	166		1,452			
	BALL GLIDE PRODUCTS	Anaheim	27		27				
	BARCEL WIRE CABLE CORP	Irvine	27	27					
	BATTELLE MEMORIAL INSTITUTE	Huntington Beach	35	35					
	BATTELLE MEMORIAL INSTITUTE	Placentia	110		110				
	BAXTER SCIENTIFIC PRODUCTS	Irvine	10,979		575	114	10,290		
	BEATRICE COMPANIES INC	Fullerton	59		74		59		
	BEAUCO INC	Costa Mesa	74						
	BEAVER PRODUCTS	Anaheim	84		84				
	BECKER PRICHETT STRL ENGINEERS	Tustin	30	30					
	BECKMAN INDUSTRIAL	La Habra	328		214	26	88		
	BECKMAN INDUSTRIAL CORP	Fullerton	33	33					
	BECKMAN INDUSTRIAL CORP	La Habra	453	310	58		85		
	BECKMAN INSTRUMENTS INC	Brea	34	34					
	BECKMAN INSTRUMENTS INC	Fullerton	787		152		635		
	BECTON DICKINSON & COMPANY	San Juan Capistrano	105		105				
	BEMENT-DAINWOOD-STURGEON	Seal Beach	120		120				
	BERLIN S INC	Fullerton	583		583				
	BERRY CONSTRUCTION INC	El Toro	85		33				
	BETZ ENTEC INC	Huntington Beach	38		38				
	BEVMAR INDUSTRIES INC	Santa Ana	59	59					
	BEYLIICK DRILLING	Los Alamitos Naval A	59						
	BLAIR COMPANY	El Toro	11,402		11,402				
	BLAIR ELECTRICAL CONSTR CO	Seal Beach	179		179				
	BREAK-FREE CORP	Santa Ana	265	106	159		611		
	BRISTOL INDUSTRIES	Brea	951	131			50		
	BROTHER INTERNATIONAL CORP	Brea Chem	50						
	BROTHER INTERNATIONAL CORP	Irvine	71		50				
	BROWN & CALDWELL	El Toro	500		500				
	BRUNSWICK CORPORATION	El Toro	623	29	290		110		
	BRUNSWICK CORPORATION	Anaheim	52						
	BRUNSWICK CORPORATION	Buena Park							

PRIME CONTRACT AWARDS BY STATE, COUNTY, CONTRACTOR, AND PLACE
 FISCAL YEAR 1988 (OCT - SEP)
 California

COUNTY NAME/ CONTRACTOR NAME		LOCATION NAME	DOD TOTAL	ARMY	NAVY	AIR FORCE	DLA	OCE	ODA
(DOLLARS IN THOUSANDS)									
Orange	BRUNSWICK CORPORATION	Costa Mesa	13,801	4,500	9,152	149			
	BUILDING CONTRACTORS	El Toro	129		129				
	C & C MORGAN ENTERPRISES INC	Anaheim	62			62			
	C & H HYDRAULICS	Newport Beach	44			44			
	CABLE & COMPUTER TECHNOLOGY	Anaheim	3,138		2,114	1,024	60		
	CABLE USA INC	Garden Grove	60		274				
	CACI INTERNATIONAL INC	El Toro	274		77				
	CAD SPECIALISTS	Huntington Beach	36-		36-				
	CAL-DRAULICS CORPORATION	Irvine	69			69			
	CAL-ROYAL AEROTECH	Anaheim	52			52			
	CALCOMP INC	Anaheim	81						
	CALIFORNIA INST OF TECHNOLOGY	Huntington Beach	81						
	CALIFORNIA STATE UNIV - CHICO	Fullerton	40	40					
	CAMBRO MANUFACTURING COMPANY	Huntington Beach	921-	1,102-	39		142		
	CANON USA INC	Costa Mesa	26		26				
	CAREER RESEARCH SYSTEMS INC	Fountain Valley	80		80				
	CAROLINA CORPORATION INC (NOT	El Toro	74		74				
	CARTIER J C COMPANY INC	Costa Mesa	4,155			3,300	855		
	CARTIER J C COMPANY INC	Santa Ana	934		934				
	CARTERFONE COMMUNICATIONS CORP	Santa Ana	101		101				
	CARTWRIGHT ELECTRONICS INC	Anaheim	727	452	275				
	CARTWRIGHT ELECTRONICS INC	Fullerton	2,702	1,503		1,106	93		
	CARVERS SUPPLY INC	Garden Grove	60				60		
	CASE-SWAYNE CO INC	Santa Ana	116		71		116		
	CATES CONSTRUCTION INC	Tustin	71			581			
	CHEN-TECH INDUSTRIES INC	Irvine	581		50				
	CHOPP COMPUTER CORPORATION	Placentia	50						
	CIBA-GEIGY CORPORATION	Fountain Valley	111			111			
	CLA-VAL CO	Costa Mesa	2,068		1,491				
	CLA-VAL CO	Newport Beach	657		657				
	CLASMA ENGINEERING SYSTEMS	Fullerton	50		50				
	CLASSIC CATERING	Los Alamitos	32	32					
	CO-AX ENTERPRISES INC	El Toro	2,607		2,607				80
	COAST JANITORIAL SERVICES INC	Seal Beach	242		242				
	COAST TO COAST CONSTRUCTION	Seal Beach	40		40				
	COASTLINE CNSTR A CALIF	Laguna Hills	80						
	COASTLINE CNSTR A CALIF	Tustin	31		31				
	COLDWELL BANKER RELOC MNMGT	Laguna Hills	196						
	COLEMAN/CASKEY ARCHITECTS INC	Laguna Hills	164						196
	COLLINS INTERNATIONAL SV CO	El Toro	359		359				164
	COMARCO INC	Anaheim	48		48				
	COMPOSITEK ENGINEERING CORP	Anaheim	3,404		3,404				
	COMPOSITEK ENGINEERING CORP	Brea	30		30				
	COMPOSITES UNLIMITED INC	Buena Park	90						
	COMPUAIRE INC	Irvine	29			29			
	COMPUTER AUTOMATION INC	La Habra	37			37			
		Irvine	1,852			1,852			

PRIME CONTRACT AWARDS BY STATE, COUNTY, CONTRACTOR, AND PLACE
 FISCAL YEAR 1988 (OCT - SEP)
 California

COUNTY NAME/ CONTRACTOR NAME		LOCATION NAME	DOD TOTAL	ARMY	NAVY	AIR FORCE	DLA	OCE	ODA
(DOLLARS IN THOUSANDS)									
Orange	COMPUTERBASE INC	Irvine	259		205	259	56		
	CONCURRENT COMPUTER CORP	Laguna Hills	205				41		
	CONSOLIDATED MICROGRAPHICS	Laguna Niguel	56						
	CONSUMERS AIRCRAFT COMPANY	Irvine	41						
	CONTOUR OF CALIFORNIA INDUSTS	Brea	950	104		950			
	COOPER COMPANIES INC	Irvine	190			86			
	COVOC CORPORATION	Fullerton	82		49	33			
	COX CONSTRUCTION INC	El Toro	30		30				
	CRIPPEN & GRAEN CORPORATION	Garden Grove	167	167					
	CROSS JERRY PAVING COMPANY	Costa Mesa Air Natio	188	188					
	CRYOMEC, INC	Anaheim	676			676			
	CRYOMEC, INC	Orange	803			803			
	CSIS, INC	Anaheim	371			371			
	CSIS, INC	Fullerton	134			134			
	CURTIN MATHESON SCIENTIFIC,	Fullerton	85		85				
	DATA GENERAL CORPORATION	Brea	188			188			
	DATA GENERAL CORPORATION	Anaheim	762		762				
	DATA GENERAL CORPORATION	Santa Ana	1,972		129	1,972			
	DATACHRON INC	Anaheim	1,332	61-		1,264			
	DATATAPE INCORPORATED	Garden Grove	100				100		
	DATUM INC	Anaheim	2,647	483	887	1,277			
	DBA SYSTEMS INC	Irvine	2,418		887	418			
	DEFT INCORPORATED	Irvine	317		317				
	DEL MAR AVIONICS	Irvine	548		113	435			
	DEL MAR SALES	Brea	37	37					
	DELA TECHNOLOGY CORPORATION	Anaheim	157		33				124
	DELGADO AND SONS INC	El Toro	98		98				
	DELPHI COMPONENTS INC	Laguna Niguel	2,091	279	761	1,051			
	DENSE-PAC MICROSYSTEMS INC	Garden Grove	30			30			
	DEROGENE INC	Newport Beach	35	35					
	DIAMOND NEWPORT CORPORATION	Santa Ana	462	462					
	DIGITAL EQUIPMENT CORPORATION	Irvine	3,485		3,485				
	DIGITAL FANTASIES LTD	Huntington Beach	1,889	1,889					
	DIGITAL PATHWAYS INC	Huntington Beach	99		95	30			
	DIGITAL PLANNERS INC	Huntington Beach	99		99				
	DISPOSABLE WASTE SYSTEMS INC	Newport Beach	28		28				
	DISTRIBUTED LOGIC CORPORATION	Santa Ana	25		25				
	DOUGHERTY & DOUGHERTY	Irvine	31						
	DRILL TRON INC	El Toro	31						31
	DUNCAN ELECTRONICS INC	Costa Mesa	102						102
	DUNCAN ELECTRONICS INC	Costa Mesa	65		65				
	DUNCAN ELECTRONICS INC	Santa Ana	1,515						
	DUTRA DREDDING	Anaheim	1,229						
	DYNAMIC AIR ENGINEERING INC	Santa Ana	80	1,515		120			76
	DYNACORP	Seal Beach Naval Wea	39	33	80				
	E C O ELECTRIC AND AIR	El Toro	39		39				
	E C DEVELOPMENT INC	Tustin	3,350		3,350				
	E G & G PRINCETON APPLIED RES	Laguna Hills	63			63			
	E P E TECHNOLOGIES INC	Costa Mesa	31			31			

PRIME CONTRACT AWARDS BY STATE COUNTY, CONTRACTOR, AND PLACE
 FISCAL YEAR 1988 (OCT - SEP)
 California

COUNTY NAME/ CONTRACTOR NAME		LOCATION NAME	DOD TOTAL	ARMY	NAVY	AIR FORCE	DLA	OCE	ODA
(DOLLARS IN THOUSANDS)									
Orange	E-O PRODUCTS CORP	Laguna Hills	90						
	EAGLE TECHNOLOGY INC	Fullerton	3,673	3,673					
	EASTMAN KODAK COMPANY	Newport Beach	134		134		99		
	EATON CORPORATION	Costa Mesa	564	58	191	216			
	ELECTRAC SPACE ELECTRONICS LAB	Anaheim	280			280			
	ELECTRO-MODULE INC	Orange	35		35				
	ELECTROMECHANICAL SYSTEMS INC	Anaheim	69		69				
	ELECTRONIC CONTRACT SERVICE	Tustin	350		350				
	ELECTRONIC CONTROL INC	La Habra	324		266				
	ELLIOTT ASSOCIATES	Los Alamitos Naval A	41	41			58		
	EMERSON ELECTRIC CO	Santa Ana	887		504	96	287		
	EMULEX CORPORATION	Costa Mesa	271	50	124	97			
	ENERGY SOURCES & SYSTEMS	Anaheim	31-		31-				
	ENERSOURCE ENGINEERING	El Toro	72		72				
	ENVIROFLEX INC	Orange	103		103				
	EUR-PAC CORP	Anaheim	184				184		
	EURO SPACE ENGINEERING INC	Huntington Beach	60-			60-			
	EX-CELL-O CORPORATION	Fullerton	121	42	79				
	EXCELLON INDUSTRIES	Costa Mesa	797		797				
	EXOTIC MATERIALS INC	Costa Mesa	1,064	200		864			
	EXSELL SALES ASSOCIATES	Anaheim	37			37			
	F P S INTERNATIONAL INC	Brea	40	40					
	F X C CORPORATION	Santa Ana	503		4,302	465	38		
	F2M INC	Seal Beach	4,302		57				
	FERRANTI ELECTRO OPTICS	Huntington Beach	43			43			
	FILENET CORPORATION	Costa Mesa	44		44				
	FISHER SCIENTIFIC COMPANY	Tustin	77				77		
	FLEXIBLE MTAL HOSE MFG COMPANY	Costa Mesa	2,633		394				
	FLIGHT SYSTEMS INC	Newport Beach	6,755	1,040	441	2,239			
	FLOATING POINT SYSTEMS INC	Mission Viejo	51		51	5,274			
	FLUKE JOHN MFG CO INC	Irvine	199		199				
	FLUKE JOHN MFG CO INC	Seal Beach Naval Wea	61		61				
	FLUOROCARBON COMPANY THE	Los Alamitos	468	265	96		113		
	FOAM MOLDERS & SPECIALTIES	El Toro	26		26				
	FORD AEROSPACE	Huntington Beach	890-						
	FORD AEROSPACE	Irvine	134,571	46,670	68,917	17,458	326		1,200
	FRANEK MARKETING INC	Newport Beach	34			34			
	FRIED D L ASSOCIATES INC	Irvine	1,478		241	1,237			
	FRUIT NECTARS INC	Placentia	116				116		
	FUTURECRAFT CORPORATION	Buena Park	41			41			
	FY-TEK INDUSTRIES INC	Santa Ana	98-						
	G S T INDUSTRIES INC	Santa Ana	88			88			
	GEMINI FOREST PRODUCTS INC	Santa Ana	28				28		
	GENERAL DIGITAL CORPORATION	Los Alamitos	49		49				
	GENERAL ELECTRIC COMPANY	Placentia	99						
	GENERAL ELECTRIC COMPANY	Anaheim	99						

PRIME CONTRACT AWARDS BY STATE COUNTY, CONTRACTOR, AND PLACE
 FISCAL YEAR 1988 (OCT - SEP)
 California

COUNTY NAME/ CONTRACTOR NAME	LOCATION NAME	DOD TOTAL	ARMY	NAVY	AIR FORCE	DLA	OCE	ODA
Orange	GENERAL FOODS CORPORATION	3,082		2,563	519			
	Fullerton	571		571	157			
	Mission Viejo	1,888	335	1,237	171	605	66	
	GENERAL MOTORS CORPORATION	5,100	1,418	2,906				
	GENERAL TECHNOLOGY INC	155		155				
	GENISCO TECHNOLOGY CORPORATION	26		26				
	GENRAD INC	27			27			
	GILMORE DONN C & ASSOCIATES	56				56		
	GISH BIOMEDICAL INC	27				27		
	GLOVER LATEX INC	614			571	43		
	GONZALEZ JUAN JR ENTERPRISES	40		40				
	GOULDS PUMPS INCORPORATED	27			27			
	GRANDIA LAB	775		775				
	GULF + WESTERN INC	1,433		1,433				
	GULTON INDUSTRIES INC	118	587	143	523	180		
	GULTON INDUSTRIES INC	213		213		118		
	GULTON INDUSTRIES INC	75		75				
	HALE NATHAN C ASSOCIATES LTD	147			147			
	HALEAR INC	143				143		
	HALL GEORGE T CO INC	34				34		
	HALLGREN COMPANY INC	35			35			
	HAMADA OF AMERICA INC	1,586		1,586				
	HAMILTON ENTERPRISES INC	49		49				
	HARDING ASSOCIATES INC	100			100			
	HARDING RON MOVING SERVICE	2,233	206	72	723	325		
	HARTWELL CORPORATION	225		225				
	HAWTHORNE MACHINERY CO	2,907	989	1,244	516			
	HELIONETICS INC	369		2,391				
	HEWLETT-PACKARD COMPANY	54		369				
	HEWLETT-PACKARD COMPANY	54		54				
	HEWLETT-PACKARD COMPANY	168		168				
	HIDDEN VILLA RANCH	29				29		
	HILEVEL TECHNOLOGY INC	30	30					
	HODGE COMPUTER RESEARCH CORP	452		452				
	HOLLANDER ASSOCIATES	72			72			
	HOLMES & NARVER INC	4,116	526	3,590				
	HONEYWELL BULL AG	87		87				
	HONEYWELL INC	153		153				
	HUGHES AIRCRAFT COMPANY	2,217		2,217				
	HUGHES AIRCRAFT COMPANY	2,200	2,200					
	HUGHES AIRCRAFT COMPANY	3,616		3,616				
	HUGHES AIRCRAFT COMPANY	795,980	139,186	641,924	14,544	326		
	HUGHES AIRCRAFT COMPANY	11,494	213	9,814	1,252	215		
	HUGHES AIRCRAFT COMPANY	4,541		595		3,946		
	HUNDLEY JOHN R INC	103	103					
	HUNT BUILDING CORPORATION	289-		289-				
	HUNT WESSON	89						

PRIME CONTRACT AWARDS BY STATE COUNTY, CONTRACTOR, AND PLACE
 FISCAL YEAR 1988 (OCT - SEP)
 California

COUNTY NAME/ CONTRACTOR NAME		LOCATION NAME	DOD TOTAL	ARMY	NAVY	AIR FORCE	DLA	OCE	ODA
Orange	HUNTINGTON FORGE, INC	Santa Ana	486				486		
	HUNTINGTON VALLEY INDUSTRIES	Huntington Beach	28			28			
	HYCOM INCORPORATED	Irvine	585						
	I D P INC	Irvine	231						
	I M R SYSTEMS CORPORATION	Seal Beach Naval Wea	85		85				
	ICI COMPOSITES INC	Orange	56		432				
	IDENTECHS CORPORATION	Costa Mesa	65						
	INCH MACHINE TOOLS INC	Brea	49						
	INDEPENDENT RISK ASSESSMENT	Fountain Valley							
	INDIAN BAR CO INC	Los Alamitos	1,262						
	INDUSTRIAL TUBE CORP	Huntington Beach	1,164	97			196		
	INFODETICS CORPORATION	Anaheim	927		33				
	INFOTEC DEVELOPMENT INC	Huntington Beach	1,700		285		588		
	INFOTEC DEVELOPMENT INC	Santa Ana	80			1,700			
	INFOTEC RESEARCH INC	Santa Ana	68						
	INSTRUMENT LABORATORY	Anaheim	45			45			
	INTEGRATED LOGISTICS	Irvine	876		38	838			
	INTERGON CORPORATION	Anaheim	9,584	9,584					
	INTERMETRICS INC	Huntington Beach	2,450		805	1,645			
	INTERNATIONAL BUS MCHS CORP	Costa Mesa	195		59	195			
	INTERNATIONAL CONSLNG ENGRS	Seal Beach	59						
	INTERNATIONAL TELE & TELG	Santa Ana	137			137			
	INTERNATIONAL ELECTRONICS CORP	Anaheim	112,651	1,895	90,585	20,171	507		
	INTERTRADE INDUSTRIES LTD	Huntington Beach	969		462		262		
	IOLAB CORPORATION	Irvine	262						
	IRVIN INDUSTRIES INC	Santa Ana	2,086		61	2,086			
	IRVINE SENSORS CORPORATION	Costa Mesa	732	281		401			
	ISLES INDUSTRIES, INC	Brea	607			546			
	ITT CORPORATION	Fountain Valley	1,465		521	1,137	328		
	J & S MULTI CONSTRUCTION, INC	Santa Ana	872		112	52	299		
	J R S RESEARCH LABORATORIES,	El Toro	112			147			
	J W P COMMUNICATIONS MFG CO	Orange	1,297	50	1,100	184			
	J-TECH INC	Los Alamitos	342		158				
	JACO ENGINEERING INC	Anaheim	714	457			257		
	JAMCO INDUSTRIES INC	Anaheim	45			45			
	JAMES ALLAN P CO INC	Santa Ana	65				65		
	JETRONIC LIGHTWAVE CORP	Huntington Beach	43				43		
	JONATHAN MANUFACTURING CORP	Newport Beach	56						
	K & M SEALS	Fullerton	36				36		
	KAISER AEROSPACE & ELEC CORP	Santa Ana	33				33		
	KAISER AEROSPACE & ELEC CORP	Garden Grove	42				42		
	KAPP, J P AND ASSOCIATES INC	Irvine	8,450	391	7,604	265	190		
	KAY & ASSOCIATES INC	El Toro	100		100				
	KAYNAR MICRODOT AEROSPACE	El Toro	31		31				
	KDI COMPOSITE TECHNOLOGY INC	Fullerton	380			380			
	KELLOGG COMPANY	Buena Park	61			61			
		Orange	68		68				

PRIME CONTRACT AWARDS BY STATE, COUNTY, CONTRACTOR, AND PLACE
 FISCAL YEAR 1988 (OCT - SEP)
 California

COUNTY NAME/ CONTRACTOR NAME		LOCATION NAME	DOD TOTAL	ARMY	NAVY	AIR FORCE	DLA	OCE	ODA
(DOLLARS IN THOUSANDS)									
Orange	KELLOGG SALES CO	Orange	27		27				
	KENDALL MC GAW LABORATORIES	Irvine	50		50				
	KENNISON INC	Seal Beach	84		84		59		
	KENTEC MEDICAL INC	Irvine	104		45				
	KING-BENIOFF-STEINMANN-KING	Tustin	27		27				
	KING-FISHER COMPANY	Tustin	164		164				
	KIRKHAN INDUSTRIES	Irvine	389		389				
	KIRKILL RUBBER COMPANY	Brea	1,335		469	779	87		348
	KOEHLKE COMPONENTS INC	Irvine	44	44					
	KOMERICAN BUILDING MAINT SVC	Los Alamitos	44		70				
	KONICA BUSINESS MACHINES USA	Garden Grove	70		1,477	1,536			
	KOR ELECTRONICS	Huntington Beach	3,786	773	39				
	KROPFLI & BURROUS INC	Seal Beach	39		167	50			
	KRUEGER R E CO	Newport Beach	167			300			
	L & E SERVICE CO INCORPORATION	Newport Beach	300			2,427			
	L GARDE INC	Tustin	2,427						
	L GARDE INC	Tustin	81	81					
	L RAYMOND & ASSOCIATES	Irvine	49		49				
	L RAYMOND & ASSOCIATES	Newport Beach	708		708				
	LA JOLLA INSTITUTE	Placentia	45			45			
	LAM-TEX FABRICATORS INC	Costa Mesa	77		77				
	LANDSCAPE WEST INC	Seal Beach	300		300				
	LANGE PRECISION INC	Fullerton	3,867		3,867				
	LANTHIER ROBERT J CO INC	El Toro MCAS	37		37				
	LARSON M C	El Toro	617		617				
	LATSEC INC	Placentia	328		223				
	LEACH CORPORATION	Buena Park	2,705				105		
	LEADING SYSTEMS, INC	Irvine	2,705						
	LEAR SIEGLER INC	Fountain Valley	78		78				
	LEAR SIEGLER INC	Santa Ana	1,834			1,235			
	LEAR SIEGLER TELECOM DIV	Anaheim	30		30				
	LEDA CORPORATION	Fountain Valley	131	131					
	LEWIS MALCOLM ASSOCIATS/NGNRS	El Toro	303		303				
	LEWIS MALCOLM ASSOCIATS/NGNRS	Seal Beach	40		40				
	LIBBY JAMES R & ASSOCIATES	El Toro	75		75				
	LIEBERT CORPORATION	Buena Park	293		293				
	LIFE SUPPORT PRODUCTS INC	Irvine	295						
	LIGHTNING DIVERSION SYSTEMS	Huntington Beach	161			161			
	LING ELECTRONICS INC	Anaheim	1,542	827		477			
	LINK-NILSEN CORPORATION	Seal Beach	112		112				
	LOS ANGELES AIR CONDITIONING	Seal Beach	633		633				
	LRA LABORATORIES	Irvine	71		71				
	LUCAS WESTERN INC	Brea	2,520	1,212	638	636			
	LUCAS WESTERN INC	Fullerton	41						34
	M T S MICROELECTRONICS, INC	Anaheim	717						41
	MACROLINK	Anaheim	144		144				717
	MAG-TECH	Brea	110	43	37				30

PRIME CONTRACT AWARDS BY STATE COUNTY, CONTRACTOR, AND PLACE
 FISCAL YEAR 1988 (OCT - SEP)
 California

COUNTY NAME/ CONTRACTOR NAME		LOCATION NAME	DOO TOTAL	ARMY	NAVY	ATR FORCE	DLA	OJE	ODA
(DOLLARS IN THOUSANDS)									
Orange	MAGNETEK INC	Anaheim	28,626		28,626				
	MAGNUSON PRODUCTS, INC	Santa Ana	157			157			
	MAINTENANCE ENGINEERS	El Toro	1,343		1,343				
	MANTECH INTERNATIONAL CORP	Anaheim	768		768				
	MARK CONTROLS CORP	Huntington Beach	26		26				
	MARTIN SPECIAL PRODUCTS, INC	Anaheim	83	31	532	52			
	MARTINEZ & ASSOCIATES	El Toro	532						
	MASCO CORPORATION	Huntington Beach	349				349		
	MASSACHUSETTS COMPUTER CORP	Irvine	52		52				
	MAXWELL LABORATORIES INC	Placentia	162	162					
	MAYTAG AIRCRAFT CORPORATION	El Toro MCAS	171				171		
	MC DONNELL DOUGLAS AIRCRAFT	Huntington Beach	1,930			1,930			
	MC DONNELL DOUGLAS CORPORATION	Anaheim	32,000						32,000
	MC DONNELL DOUGLAS CORPORATION	Huntington Beach	436,281	169,748	3,128	258,838	2,571		1,996
	MC GINNIS INDUSTRIAL SALES	Anaheim	74			74			
	MC MULLAN ROBERT & SON INC	El Toro	36		36				
	MCDONNELL DOUGLAS ASTRONAUTICS	Huntington Beach	136-			136-			
	MD PHARMACEUTICAL INC	Santa Ana	163				163		
	MECHANIZED SCIENCE SEAL, INC	Huntington Beach	84			84			
	MEEK JOHN L CONSTRUCTION CO	Seal Beach	61		61				
	MEGAPELS INC	Laguna Hills	50	50					
	MERCK & CO INC	Anaheim	96		96				
	MERRETT DENNIS L CNSTR CO	El Toro	29		29				
	MERRETT DENNIS L CNSTR CO	Los Alamitos Naval A	652	652					
	MESA ENGINEERING INC	Seal Beach	65		65				
	METIER INC	Irvine	203		203				
	METRIC CONSTRUCTION CO, INC	Seal Beach	6,490		6,490				
	METROLASER	Irvine	157			157			
	MICROCIRC ASSOCIATES	Newport Beach	125			125			
	MICRODOT INC	Fullerton	1,229			116			
	MICRONICS INTERNATIONAL, INC	Anaheim	4,855	89	141		883		
	MICRONICS INTERNATIONAL, INC	Brea	1,470	435	4,855				
	MICROSEMI CORPORATION	Santa Ana	1,814		1,035		1,814		
	MICROSS	Santa Ana	334		334				
	MIDWEST COMMUNICATIONS CORP	Anaheim	31			31			
	MILITARY MARKETING	Newport Beach	1,016		1,016				
	MILLS MANUFACTURING CORP	Santa Ana	1,279	279					
	MINNESOTA MIN & MFG COMPANY	Irvine	35		71		35		
	MISER MARTIN ASSOC	Huntington Beach	71						
	MITECH	Irvine	373						
	MOCK RESOURCES, INC	Irvine	3,026				3,026		
	MOFFATT & NICHOL ENGINEERS	Dana Point	150						
	MONOGRAM INDUSTRIES INC	Huntington Beach	127				127		
	MONORE SYSTEM FOR BUSINESS	Garden Grove	69						
	MONTGOMERY J M CONSULT ENGNRS	El Toro	567		567				
	MONTHEI MECHANICAL INC	El Toro	40		40				
	MONTHEI MECHANICAL INC	Tustin	91		91				

PRIME CONTRACT AWARDS BY STATE, COUNTY, CONTRACTOR, AND PLACE
 FISCAL YEAR 1988 (OCT - SEP)
 California

COUNTY NAME/ CONTRACTOR NAME	LOCATION NAME	DOD TOTAL	ARMY	NAVY	AIR FORCE	DLA	OCE	ODA
Orange	MOPARTS CORP	45				45		
	MORGAN CRANE CO INC	49		49				
	MORROW COMPUTER & ELECTRONICS	39		39				
	MOTOROLA INC	604		604				
	MPI PROFESSIONAL SERVICE	36		36				
	N D T INSTRUMENTS INC	32		32				
	N H RESEARCH INCORPORATED	49			49			
	N-RAY ENGINEERING COMPANY	578			578			
	NEO ENTERPRISES	52	52					
	NESTLE FOODS CORPORATION	71		71				
	NETWORKS ELECTRONIC CORP	74		74				
	NEW HERMES INCORPORATED DEL	28			28			
	NEW TECHNOLOGY SERVICES INC	277		277				
	NEWPORT CORPORATION	223		227	69			
	NEWPORT ELECTRONICS INC	155	27	127	155			
	NICOLET INSTRUMENT CORPORATION	37		37				
	NORDEN SYSTEMS INC	590		334	89			
	NORIISU AMERICA CORPORATION	423		493				
	NORTH AMERICAN MECHANICAL SVCS	57						
	NORTH AMERICAN PHILIPS CORP	60			60			
	NORTHROP CORPORATION	35,889	16,064	4,722	15,103			
	NOVA PHARMACEUTICAL CORP	120			120			
	NUCLEAR SYS ASSOCIATES	2,180			2,180			
	OCONTO ELECTRIC INC	3,616		3,616				
	OETICS INC	1,120	820		300			
	OMEGA ELECTRONICS	1,174						
	OMOHUNDRO CO	919			919			
	OMSERV CORP	42		42				
	OMUTECH OETICS INC	313		81	232			
	OPCOA INC	225			225			
	OPCOM	30			30			
	OPOCOA INC	50		50				
	OPTICAL INSTRUMENTS CORP	177		177				
	ORACLE CORPORATION	73		73				
	ORANGE MEDICAL INSTRUMENTS	155						
	ORANGE PRECISION PARTS	71						
	ORBIT INSTRUMENT CORP	73						
	ORINCON CORPORATION	30		30				
	P D A ENGINEERING	1,176		1,176				
	P D A ENGINEERING	3,215	83	443	272			1,519
	P D I TECHNOLOGY INC	456		29	95			184
	P I INCORPORATED INC	124						
	P K CONTRACTORS INC	154						
	P W CONSTRUCTION	1,518		1,518				
	P. C. CONSTRUCTION	187	187					
	Los Alamitos Naval A	90	90					

PRIME CONTRACT AWARDS BY STATE, COUNTY, CONTRACTOR, AND PLACE
 FISCAL YEAR 1988 (OCT - SEP)
 California

COUNTY NAME/ CONTRACTOR NAME		LOCATION NAME	DOD TOTAL	ARMY	NAVY	AIR FORCE	DLA	OCE	ODA
(DOLLARS IN THOUSANDS)									
Orange	PACIFIC ELECTRONIC ENTERPRISS	Huntington Beach	414			414			
	PACIFIC EQUIP & IRRIGATION	El Toro MCAS	129		129				
	PACIFIC GENERAL INC	El Toro	38	38					
	PACIFIC GENERAL INC	Tustin	57		57				
	PACIFIC POWER SOURCE CORP	Huntington Beach	440		275	165			
	PACIFIC SCIENTIFIC COMPANY	Anaheim	2,336	889	87	1,156	204		
	PACIFIC SCIENTIFIC COMPANY	Orange	95	109	95	25			
	PACIFIC VIDEO PRODUCTS INC	Anaheim	134		163				
	PACTEL MERIDIAN	Los Alamitos	163		85				
	PALOMAR GRADING & PAVING INC	El Toro	85		163				
	PAN-A-LITE PRODUCTS, INC	Santa Ana	44		85		44		
	PARASOFT CORP	Mission Viejo	100	100					
	PARKER HANNIFIN CORP	Irvine	46		46				
	PARKER HANNIFIN CORPORATION	Irvine	51,217	3,754	20,949	23,246	3,268		
	PAUL-MUNROE HYDRAULICS, INC	Orange	123			123			
	PERKIN ELMER CORPORATION	Garden Grove	290		290				
	PERKIN ELMER CORPORATION	Irvine	30		30				
	PERRY & CO INC	El Toro	558		558				
	PERSON-SYSTEM INTGRATION LTD	Tustin	947		947				
	PHILLIPS NATIONAL INC	El Toro	110-		110-				
	PHILLIPS NATIONAL INC	El Toro MCAS	384		384				
	PHOTON RESEARCH ASSOCIATES	Placentia	670		457	213			
	PHOTOPHONE OF CALIFORNIA	Huntington Beach	27		27				
	PHYSICAL DYNAMICS INC	Placentia	134		134				
	PHYSIO-CONTROL CORPORATION	Laguna Hills	214		189				
	PICTORIAL SCIENCES INC	Santa Ana	362			25			
	PILKINGTON ELECTRO OPTICS INC	Costa Mesa	186		186				362
	PIONEER-STANDARD ELECTRONICS	Costa Mesa	94			186			
	PLEION CORPORATION	Santa Ana	325	166	159		94		
	POLAROID CORPORATION	Santa Ana	61			61			
	POPOV ENGINEERS INC	El Toro	29		29				
	POWERELL CONSTRUCTION CO	El Toro	30		30				
	POWERSTAR INC	Irvine	318-		318-				
	PRECISION AIR PARTS	Garden Grove	56						
	PREECE INC	Irvine	548		238		310		
	PRIME COMPUTER INC	Anaheim	51		51				
	PROCTER & GAMBLE DISTRG CO	Orange	354			354			
	PROTEK COMPUTER SERVICES INC	Stanton	68		68				
	PULSCO	Santa Ana	185		185				
	PURE GOLD INC	Anaheim	332						
	PURITAN BENNETT AERO SYSTEMS	Fountain Valley	58			58			
	PURITAN-BENNETT CORPORATION	Fountain Valley	291			291			
	PYRAMID OPTICAL CORPORATION	Irvine	42	42					
	Q E D INC	Santa Ana	476			160			316
	R J M ASSOCIATES	Seal Beach	85		85				
	R J METAL PRODUCTS	Anaheim	51			51			
	R J W CONSTRUCTION CO INC	El Toro	134		134				

PRIME CONTRACT AWARDS BY STATE, COUNTY, CONTRACTOR, AND PLACE
 FISCAL YEAR 1988 (OCT - SEP)
 California

COUNTY NAME/ CONTRACTOR NAME		LOCATION NAME	DOD TOTAL	ARMY	NAVY	AIR FORCE	DLA	OCE	ODA
(DOLLARS IN THOUSANDS)									
Orange	R W ELECTRONICS CORPORATION	Costa Mesa	2,308		2,308				
	RACAL RECORDERS INC	Irvine	493	140	142	211			
	RACAL-DANA INSTRUMENTS INC	Irvine	4,107	268	1,107	2,755			
	RADIAN CORPORATION	Santa Ana	187		187				
	RAYTHEON SERVICE COMPANY	Fountain Valley	1,045		1,045				
	RAYTHEON SERVICE COMPANY	Irvine	96		96				
	RECORDS RETRIEVAL	Santa Ana	31		31				
	RECORTEC INC	Santa Ana	32	32					
	REGENTS OF THE UNIV OF CA	Irvine Park	336			27			336
	REID PRODUCTS	Irvine	27						
	RESPIRATORY SYSTEMS	Irvine	40	40					
	REYNOLD INC	Santa Ana	164	110			54		
	REYNOLDS & TAYLOR INC	Santa Ana	182	107	25	50			
	RICHLAR COMPANY INC	Santa Ana	32			32			
	RICMAR ENGINEERING INC	Fountain Valley	208			208			
	ROCKWELL DEL INC	Huntington Beach	279	279					
	ROCKWELL INTERNATIONAL CORP	Anaheim	659,429	18,931	186,635	453,709	154		
	ROCKWELL INTERNATIONAL CORP	Costa Mesa	61				61		
	ROCKWELL INTERNATIONAL CORP	Newport Beach	257		257				
	ROCKWELL INTERNATIONAL CORP	Santa Ana	2,777			2,777			
	ROCKWELL INTERNATIONAL CORP	Seal Beach	125,094		64	114,595	159		10,499
	ROCKWELL INTERNATIONAL CORP	Irvine	1,070	592		255			
	ROGERSON AIRCRAFT CORPORATION	Irvine	131			131			
	ROMAN ENGINEERING CORP	Anaheim	110		85	25			
	RUBICON AVIATION	Santa Ana	30			30			
	RUBICON AVIATION	Garden Grove	37		1,022	37			
	S R ENGINEERING INC	Irvine	1,022						
	SABRIITEC INC	Irvine	27			27			
	SABRIITEC INC	Irvine	88				88		
	SAN/YEAR CORPORATION	Santa Ana	1,046				1,046		
	SAN/BAR CORPORATION	Anaheim	90		103				134
	SANDERS ASSOCIATES INC	Huntington Beach	1,332	51		49			
	SANTA ANA GEAR AND MACHINE	Santa Ana	154	41		154			
	SANTOS PRECISION INC	Huntington Beach	39		39				
	SARGENT INDUSTRIES INC	Huntington Beach	25	25					
	SAVAGE MANUFACTURING	Fullerton	30			30			
	SAVIN CORPORATION	Garden Grove	49						
	SCANTRON CORP	Iustin	49				49		
	SCHLUMBERGER LIMITED	Irvine	58		58				
	SCIENCE APPLICATIONS INTL CORP	Irvine	365			365			
	SCIENCE APPLICATIONS INTL CORP	Placentia	743			743			335
	SCITECH CORPORATION	Santa Ana	13,162	1,782	10,302				
	SCOTSMAN MANUFACTURING CO INC	Santa Ana	842		842				
	SCREENING SYSTEMS INC	EI Toro	140		140				
	SCREENING SYSTEMS INC	Irvine	317		204	113			
	SCRIPPS CLINIC RES FOUNDATION	Placentia	263	92	171				
	SECURE COMMUNICATION SYSTEMS	Irvine	335	335					
	SECURITY ENGINEERED MCHY CO	Huntington Beach	90						90
	SEMICOA	Costa Mesa	38						

PRIME CONTRACT AWARDS BY STATE, COUNTY, CONTRACTOR, AND PLACE
 FISCAL YEAR 1988 (OCT - SEP)
 California

COUNTY NAME/ CONTRACTOR NAME	LOCATION NAME	DOD TOTAL	ARMY	NAVY	AIR FORCE	DLA	OCE	ODA
Orange								
SENSOR MEDICS CORPORATION	Anaheim	328	102	138	88			
SENSORMEDICS CORP/BIOMED SPEC	Anaheim	59	59					
SEYMOUR ELECT & AUTOMATN INC	Fullerton	162	162					
SHELD AHL INC	Irvine	53			53			
SHELLY ASSOCIATES INC	Irvine	25			25			
SHUR-LOK CORPORATION	Irvine	180	55	37-	31	25		
SIB ENGINEERING, INC	Anaheim	62-	100		25-	94		
SIERRA CYBERNETICS INC	Brea	268						
SILICON GRAPHICS INC	Irvine	268						
SINCLAIR CORPORATION	El Toro	3,190-						
SIRIUS COMPUTER SERVICE	Westminster	151						
SMITH CHARLES E MARINE DISTRS	Irvine	342			136			
SNAP ON TOOLS	Brea	153						
SINFARREL INC	Anaheim	77			77			
SOUTHERN CAL EDISON COMPANY	Los Alamitos Naval A	35	35					
SOUTHERN CALIFORNIA BUILDERS	El Toro	43		43				
SOUTHERN COUNTIES OIL CO	Tustin	159				159		
SOUTHWEST AEROSPACE CORP	Santa Ana	2,830	128	239	2,463			
SPARTA INC	Laguna Beach	286		286				
SPARTA INC	Laguna Hills	8,840	3,941	826	657			3,416
SPECIALTY ENGINEERING CO	Placentia	500			500			
SPECIALTY LIGHTING INC	San Juan Capistrano	57		57				
SPECTRON DEVELOPMENT LABS	Stanton	113			113			
SPS TECHNOLOGIES INC	Anaheim	1,714	172	151	1,154	388		
SRS TECHNOLOGIES	Costa Mesa	328	39	39	138			
SRS TECHNOLOGIES	Irvine	687			648			
SRS TECHNOLOGIES	Santa Ana	954		318	171	465		
SRS TECHNOLOGIES	Irvine	250						250
SRS TECHNOLOGIES	Newport Beach	8,733	1,656	264	750			6,063
SRW COMPUTER COMPONENTS INC	Santa Ana	98		37	98			
STACOSWITCH, INC	Fountain Valley	37	49		178	96		
STANCL CORPORATION	Costa Mesa	323						
STAR FALCON AEROSPACE SYS	Santa Ana	100		100				
STOCKTON/HIDEY ASSOCIATES	Santa Ana	3,193			3,193			
STRICKER ENGINEERING	Santa Ana	43			43			
SUBMERSIBLE SYSTEMS INC	Tustin	35	35					
SUN EIGHT CO INC	El Toro	148		148				
SUN MICROSYSTEMS INC	Huntington Beach	234			234			
SUNSTRAND CORPORATION	Huntington Beach	840	52	788	317			
SUNOX INC	Placentia	317			317			
SUNRAY LIGHTING INC	Orange	409		409				
SURVEILLANCE SYSTEMS INC	Brea	86			86			
SWAN MACHINE & TOOL DESIGN	Irvine	34			34			
SWEDLOW INC	Santa Ana	49	91-		61	49		
	Costa Mesa	30-			317-			
	Santa Ana	317-						
	Garden Grove	10,016		1,076	6,894	2,046		

PRIME CONTRACT AWARDS BY STATE, COUNTY, CONTRACTOR, AND PLACE
 FISCAL YEAR 1988 (OCT - SEP)
 California

COUNTY NAME/ CONTRACTOR NAME	LOCATION NAME	DOD TOTAL	ARMY	NAVY	AIR FORCE	DLA	OCE	ODA
Orange	SWISS PATTERN	105			105			
	SYMBOLIC DISPLAYS INC	31		31				
	T C C INC	77	77					
	TANKINETICS INC	48			48			
	TAYLOR-DUNN MFG COMPANY	108		108				
	TBG INC	1,014	92	886	36			
	TEAM CONSTRUCTION CORP	1,240		240		49		
	TECH ENGINEERING CORP	49						
	TECHNOLOGY APPLICATIONS	69	69					
	TECUMSEH PRODUCTS COMPANY	186	186					
	TEKTRONIX INC	678		678				
	TELEX COMPUTER PRODUCTS INC	36		36				
	TELONIC BERKELEY	86		86				
	TENSION MEMBER TECHNOLOGY	699		699				
	TEXTRON INC	34						
	TEXTRON INC	999			136			
	THE KNOX COMPANY	28						
	THERMAL STRUCTURES INC	242		242				
	THIRD PARTY COMPUTER SERVICES	51		51				
	THOMPSON C O PETROLEUM CO INC	253		253				
	TOLO INCORPORATED	150		150				
	TRANS-SCIENCE CORP	291		291				
	TRANSWORLD CIRCUIT PRODS INC	35		35				
	TRE CORPORATION	1,792			1,792			
	TREVOR CHEMICALS & ENGINEERIN	35		35				
	TRIAD MICROSYSTEMS INC	1,771	1,170-					
	TRIONICS INC	228	157					
	TRIVEC-AVANT CORPORATION	1,395	1,181					
	TRUMP INC	82		173		82		
	TRW CORP	126			126			
	TUSTIN ELECTRONICS CO	60			60			
	U S AMADA LTD	1,044		1,044				
	U S D CORP	143		143				
	U S D CORP	382		382				
	ULTRASYSTEMS INCORPORATED	41	236					
	ULTRASYSTEMS INCORPORATED	128		128				
	ULTRASYSTEMS WESTERN CONSTR	2,923	717	1,865	341			
	UMPCO INC	233						
	UNION PAVING CO	267		267				
	UNIRULE INDUSTRIES INC	2,105	104	531				1,470
	UNIRULE INDUSTRIES INC	80		80				
	UNISYS CAD CAM INC	175		175				
	UNISYS CORPORATION	463		463				
	UNITEC SYSTEMS INC	160		160				
	UNITEC SYSTEMS INC	132	29	48				55
	UNITED AMERITEC CORPORATION	107		107				
	UNITED CALIBRATION CORPORATION	30	30					

PRIME CONTRACT AWARDS BY STATE, COUNTY, CONTRACTOR, AND PLACE
 FISCAL YEAR 1988 (OCT - SEP)
 California

COUNTY NAME/ CONTRACTOR NAME	LOCATION NAME	DOD TOTAL	ARMY	NAVY	AIR FORCE	DLA	OCE	ODA
Orange								
UNITED TESTING SYSTEMS	Huntington Beach	70						
UNIVERSAL AUTOMATION INC	Santa Ana	75						
UNIVERSITY OF CALIFORNIA	Irvine	3,172	300	2,088	578			206
UNIVERSITY OF CALIFORNIA	Placentia	7,625		6,480	523		622	
VACO INDUSTRIES	Santa Ana	86		86				
VALENTEC INTERNATIONAL CORP	Costa Mesa	8,166	8,166					
VAN DYKE JAMES H & ASSOCIATES	Tustin	472		472				
VANDER WERFF C & SONS INC	El Toro	26		26				
VARD NEWPORT	Santa Ana	2,050	2,050					
VARIANT ASSOCIATES INC	Costa Mesa	33		33				
VERAC INCORPORATED	Anaheim	893		893				
VERDIX CORPORATION	Brea	86		86				
VERIFY INC	Irvine	654		654				
VILLANUEVA AIA & ASSOCIATES	Tustin	59		59				
VITA-FRESH VITAMIN CO INC	Garden Grove	205		205				
VOICE PRINTS INC	Costa Mesa	67		67				
VSI CORPORATION	Santa Ana	47		47				
VU COLOR INCORPORATED	Anaheim	125		125				
WARNER-LAMBERT LTD	Anaheim	225		225				
WATSON H S COMPANY	Anaheim	297	297					
WEBSTER PIPING & SUPPLY INC	Tustin	62		62				
WESTBROOK DISTRIBUTING INC	Cypress	50		50				
WESTBROOK R C ENGINEERING INC	Irvine	61	61					
WESTERN DATAGRAPHS CORP	Irvine	49		49				
WESTERN DESIGN CORPORATION	Irvine	6,263	6,263					
WESTERN GRAPHTEC, INC	Irvine	312		312				
WESTINGHOUSE ELECTRIC CORP	Irvine	63		63				
WESTON ROY F INC	Santa Ana	691		691				
WHITCO MANUFACTURING	Seal Beach	165		165				
WHOLESALE 46 CO	Anaheim	36		36				
WICKES COMPANIES INC	Irvine	3,835		3,835				
WILLARD COMPANY THE	Anaheim	7,335		7,335				
WINICK CORPORATION	Anaheim	155		155				
WOLDER ENGINEERING INC	El Toro	130		130				
WOODSIDE CONSTRUCTION INC	El Toro	1,990		1,990				
WYLIE C E CONSTRUCTION CO	Tustin	509		509				
XCLUSIVE SHOE CO INC	Placentia	3,648		3,648				
XEROX CORPORATION	Costa Mesa	791		791				
XEROX CORPORATION	Santa Ana	2,145		2,083	62			
YEAGER MANUFACTURING CORP	Anaheim	544		544				
YOUNGDALE J R CONSTRUCTION CO	Tustin	49		49				
ZENOGRAPHS INC	Irvine	36	36					
ZIEGLER KIRVEN AND PARRISH INC	El Toro	28		28				
ZWICK ENERGY RES ORGANIZATION	Huntington Beach	7,921		61	8,015			
TOTAL - Orange		2,883,464	480,307	1,250,737	1,033,754	55,422	1,685	61,559
Placer								
AEROPARTS TECHNICAL DISCIPLINE	Lincoln	31						

PRIME CONTRACT AWARDS BY STATE, COUNTY, CONTRACTOR, AND PLACE
 FISCAL YEAR 1988 (OCT - SEP)
 California

COUNTY NAME/ CONTRACTOR NAME		LOCATION NAME	DOD TOTAL	ARMY	NAVY	AIR FORCE	DLA	OCE	ODA
(DOLLARS IN THOUSANDS)									
Placer									
GINN CO		Auburn	71			71			
HEWLETT-PACKARD COMPANY		Roseville	808	156		652			
HYDRAULIC TECHNOLOGY		Rocklin	1,132	860	221		51		
MHC		Sabre City	29			29			
R D LABS INC		Rocklin	127-			127-			
RELIANT HEATING & CONTROLS INC		Auburn	30		30				
ROSEVILLE CYCLE		Roseville	30			30			
SHIN ENGINEER CO		Sabre City	59			59			
SPACESAVER NORTHERN CALIFORNIA		Auburn	27			27			
VIAN ENTERPRISES INC		Auburn	50	56	50				
WECO INC		Loomis	353			297			
WECO INC		Loomis	123			123			
TOTAL - Placer			2,616	1,072	301	1,192	51		
Plumas									
NORTHROP CORPORATION		Hawley	180			180			
TOTAL - Plumas			180			180			
Riverside									
A A A PAVING CO		March Air Force Base	224			224			
A D T INC		March Air Force Base	106			106			
AERIAL SERVICE CORPORATION		March Air Force Base	1,464			1,464			
AGILE SYSTEMS INC		Corona	46		46				
AIR CONDITIONING SYSTEMS INC		March Air Force Base	151			151			
ALLIED HEALTH AND SCIENT		March Air Force Base	75			75			
AMERICAN PROCESSING CO INC		March Air Force Base	57			57			
AMERICAN STANDARD INDUSTRIAL S		March Air Force Base	37			37			
APPLIED AIR ENGRG INDUSTS		March Air Force Base	76			76			
APPLIED ECONOMIC SYSTEMS INC		March	108			108			
B C I		Corona	274		274				
BEAR MEDICAL SYSTEMS, INC		Riverside	145			145			
BECHTEL CONSTRUCTORS, CORP		March Air Force Base	96	96					
BIANCHI INTERNATIONAL		Temecula	46			46			
BOURNS INC		Riverside	130			130			
BOURNS INSTRUMENTS INC		Riverside	58			58			
BY ENGINEERING		Riverside	76			76			
C H SERVICES CO		Corona	175			175			
C-TECH INC		Hemet	45		45				
CAL DISPOSAL CO		March Air Force Base	194			194			
CALIFORNIA PACIFIC ASSOCIATES		Calimesa	1,112			1,112			
CAMACHO PLUMBING		March Air Force Base	110			110			
CAMP DRESSER & MC KEE INC		Glen Avon	3,593			3,593			
CENTRAL POWER ENGINEERING		Temecula	111	111					
CENTRE BRANDS, INC		Riverside	2,626			2,626			
CHANG J C & ASSOCIATES		March Air Force Base	97			97			
CLA-VAL CO		Perris	74			74			
COMSERCO		March Air Force Base	51			51			
								3,593	
							1,112		
							2,626		

PRIME CONTRACT AWARDS BY STATE COUNTY, CONTRACTOR, AND PLACE
 FISCAL YEAR 1988 (OCT - SEP)
 California

COUNTY NAME/ CONTRACTOR NAME		LOCATION NAME	DOD TOTAL	ARMY	NAVY	AIR FORCE	DLA	OCE	ODA
(DOLLARS IN THOUSANDS)									
Riverside	CONSOLIDATED PRODUCTS CORP	Idyllwild-Pine Cove	475		475				
	CONTRACT DECOR INC	Palm Springs	339		273				
	COX CONSTRUCTION INC	March Air Force Base	63	66					
	CRAWFORD ROBERT R & NANCY J	March Air Force Base	314	63		314			
	CRITON TECHNOLOGIES	Coachella	16,506	16,506					
	CROMWELL ENGINEERING	Rancho California	71			71			
	CYPRESS INDUSTRIES INC	Riverside	320			320			
	DALY LEO A COMPANY	March Air Force Base	118	118					
	DATA GENERAL CORPORATION	Corona	136		136				
	DEAN S SECURITY PROFESSIONALS	Corona	318		318				
	DELGADO AND SONS INC	March Air Force Base	263		263				
	DENTIN MFG CO	Corona	147	147					
	DEUTSCH COMPANY THE	Corona	2,455	108		2,254			
	DEVORE MARINE COATINGS CO	Banning	27		29				
	DIGITAL EQUIPMENT CORP	Riverside	469		27				
	DIGITAL EQUIPMENT CORPORATION	Corona	114		469				
	DIGITAL EQUIPMENT CORPORATION	Corona	47		114				
	DYNACORP	March Air Force Base	20,702		20,702				
	EARTH TECHNOLOGY CORPORATION	Corona	1,301		1,301				
	EASTERN MUNICIPAL WATER	March Air Force Base	65		65				
	EBASCO SERVICES INC	March Air Force Base	83	83					
	ELLIOTT ROOFING CO INC	Blythe	94		94				
	ENGINEERED AIR CO	March Air Force Base	48	48					
	FEDERAL DATA CORPORATION	Corona	193		193				
	FEDERAL INTEGRATED SYSTMS CORP	March Air Force Base	132						132
	FIXTURES MANUFACTURING CORP	March Air Force Base	57	57					
	FLEXSTEEL INDUSTRIAL INC	Riverside	27		27				
	FRONTIER ENGINEERING INC	Corona	1,773		1,773				
	FRONTIER ENGINEERING INC	Norco	134		134				
	GARCIA LUIS E INC	March Air Force Base	1,207		1,207				
	GIANNINI PETRO MARINE	Indio	44		44				
	GOLDEN WEST HOMES	Indio	77		77				
	GULF SOUTH PARTNERS 81-2	Corona	433		433				
	INDIO PIPE & SUPPLY CO	Indio	99		99				
	INN FOODS, INC	Riverside	120				120		
	INTER-CONN ELECTRONICS, INC	Corona	49-				49-		
	INTERNATIONAL CONSLNG ENGRS	March Air Force Base	64		64				
	INTERNATIONAL CT ENTERPRISES	March Air Force Base	82		82				
	JETRONIC INDUSTRIES INC	Corona	152		152				46
	JOHNSON-FRANK & ASSOCIATES,	Corona	46						
	KENNISON INC	March Air Force Base	230		230				
	KIERMAN CONSTRUCTION	March Air Force Base	35		35				
	KONICA BUSINESS MACHINES USA	March Air Force Base	66		66				
	LANTHIER ROBERT J CO INC	March Air Force Base	118	118					
	LASKAL	March Air Force Base	1,014		1,014				
	LEAR SIEGLER INC	March Air Force Base	4,532		4,532				
	LEWIS DISTRIBUTING INC	Blythe	95						95

PRIME CONTRACT AWARDS BY STATE, COUNTY, CONTRACTOR, AND PLACE
 FISCAL YEAR 1988 (CCT - SEP)
 California

COUNTY NAME/ CONTRACTOR NAME		LOCATION NAME	DOD TOTAL	ARMY	NAVY	AIR FORCE	DLA	OCE	ODA
(DOLLARS IN THOUSANDS)									
Riverside	LIEBKE ASSOCIATES, INC	March Air Force Base	34	34		493	35		
	LINE POWER INC	March Air Force Base	493						
	MARNEL MFG INC	Lake Elsinore	35						
	MARTINEZ & ASSOCIATES	March Air Force Base	275	275		423			
	MCANDREWS & RICHARD J	March Air Force Base	423			242			
	MERRETT DENNIS L CNSTR CO	March Air Force Base	518	276		81			
	MERRETT JAMES E CONSTRUCTION	March Air Force Base	81						
	MINNESOTA MIN & MFG COMPANY	Palm Springs	174			644	174		
	MOORES CAFETERIA SERVICE	March Air Force Base	644						
	MOTOROLA COMMUNICATIONS & ELEC	March Air Force Base	34	34		33			
	MOTOROLA INC	Riverside	70		37	427			
	NATIONAL MAINTENANCE, INC	March Air Force Base	427						
	NOAH HOWDEN INC	Corona	5,681	5,607		74	316		
	NORCO RANCH INC	Corona	5,316						
	OHMEDA MEDICAL	Norco	27			27			
	ONSERV CORP	March Air Force Base	33			33			
	ONTARIO REGENERATION	March Air Force Base	128			128			
	ORTEGA FERNANDO CONSTRUCTION	March Air Force Base	190			190			
	PAC-FAB FABRICATION INC	March Air Force Base	1,906			95	1,906		
	PACIFIC SOUTHWEST AIR COND	Rancho California	95						
	PARHAM SCALE CO INC	March Air Force Base	62			220	62		
	PHP HEALTHCARE CORPORATION	Riverside	220						
	PHILIP INDUSTRIES	Riverside	97				47		
	PICHEL INDUSTRIES	Temecula	13,000	50	13,000	51			
	PRC VSE & ASSOCIATES JV	Corona	51						
	R I S ELECTRIC INC	March Air Force Base	54			45			
	RAM ENTERPRISES I	Banning	45			44			
	RIGGING INNOVATIONS INC	Perris	44						
	ROBBINS W R	March Air Force Base	120		120				
	ROCKWELL INTERNATIONAL CORP	Riverside	174			174			
	ROHR INDUSTRIES INC	Riverside	28						
	RUBBER TECK	Glen Avon	28	28		49			
	SANDERS ENGINEERING CO INC	March Air Force Base	49						
	SCIENCE APPLICATIONS INTL CORP	Corona	1,720		1,720	257			
	SKY SPARES PARTS INC	Riverside	140						
	SMITH-VOS CONSTRUCTION CO	Corona	783		140				
	SMS SOFTWARE MANAGEMENT INC	Corona	783		783				
	SOUTHERN CAL EDISON COMPANY	March Air Force Base	4,740			4,740			
	SOUTHERN CAL GAS COMPANY	March Air Force Base	1,656			1,656			
	SOUTHWEST HAZARD CONTROL INC	March Air Force Base	554			28			
	SPIESS CONSTRUCTION CO INC	March Air Force Base	28						
	STEEN CONSTRUCTION COMPANY	Corona	49		49				
	STOFFER CORPORATION	Riverside	75			75			
	STRICKLAND J F CONSTRUCTION	March Air Force Base	43-			43-			
	SUBMINIATURE INSTRUMENT CORP	Riverside	45						45
	SYSTEMS ENGINEERING ASSOC	Corona	98		98				
	SYTEK INC	Corona	52		52				
	TECH REP ENTERPRISES INC	Corona	55		55				

PRIME CONTRACT AWARDS BY STATE, COUNTY, CONTRACTOR, AND PLACE
 FISCAL YEAR 1988 (OCT - SEP)
 California

COUNTY NAME/ CONTRACTOR NAME		LOCATION NAME	DOD TOTAL	ARMY	NAVY	AIR FORCE	DLA	OCE	ODA
(DOLLARS IN THOUSANDS)									
Riverside	THERMAL ELECTRONICS, INC	Lake Elsinore	322		121	201			
	THORSON ELECTRIC INC	March Air Force Base	91			91			
	U S CRYOGENICS INC	Corona	38		38				
	UNION PAVING CO	Corona	68		68				
	UNION PAVING CO	March Air Force Base	290			290			
	UNISYS CORPORATION	Corona	893		893				
	UNIVERSITY OF CALIFORNIA	Riverside	78	45	33				
	URS CORPORATION	March Air Force Base	64			64			
	VANCE CORPORATION	March Air Force Base	146			146			
	VILLAREAL & SON ROOFING INC	March Air Force Base	155			155			
	WALTON, W B ENTERPRISES, INC	Riverside	100	100					
	WESTERN CONTINENTAL SERVICES	Corona	177		177				
	WESTERN MUNCPL WTR	March Air Force Base	731			731			
	WILLARD COMPANY THE	Lake Elsinore	175			175			
	WILLIAMS ELECTRIC CO INC	March Air Force Base	28			28			
	WOLVERINE WESTERN CORPORATION	Riverside	95	95					
	WORLD ELECTRONICS INC	March Air Force Base	59			59			
	WYLE LABORATORIES	Norco	428		428				
	XEROX CORPORATION	March Air Force Base	121			121			
	ZEUS SERVICES INC	March Air Force Base	45			45			
	TOTAL - Riverside		106,354	24,092	43,949	25,243	9,299	3,639	192
Sacramento	A G C INC	Mayhew	28				28		
	A T & T TECHNOLOGIES INC	McClellan AFB	520			520			
	A T & T TECHNOLOGIES INC	Mather AFB	1,807			1,807			
	A. P. T. ASSOCIATES	Rancho Cordova	50			50			
	ADVANCED CENTERMEASURE SYSTEMS	Sacramento	2,152			2,152			
	AEROJET GENERAL CORPORATION	Nimbus	152			152			
	AEROJET GENERAL CORPORATION	Sacramento	93,610	1,885	20,606	71,119			
	AEROJET GENERAL CORPORATION	Sacramento Army Depo	285			285			
	AEROJET GENERAL CORPORATION	Sacramento	133,136		425	132,711			
	AEROJET SOLID PROPULSION CO	Sacramento Army Depo	2,265		35	2,230			
	AEROJET SOLID PROPULSION CO	Sacramento	190		190				
	AEROJET TAC SYS	Sacramento	559	559					
	AEROJET TECHSYSTEMS CO	Parkway-Sacramento S	260						
	AEROJET TECHSYSTEMS CO	Sacramento	88						
	AM INTERNATIONAL INC	Sacramento	61	32					
	AM MULTIGRAPHICS	Sacramento	213	213					
	AMERICAN FIRE SYSTEMS INC	McClellan AFB	113			154			
	AMERICAN POLY-THERM CO INC	Sacramento	96			96			
	APPARATUS UNLIMITED INC	Sacramento	40			40			
	APPLIED POLYMER TECHNOLOGY	McClellan AFB	339			339			
	APPLIED TECHNOLOGY ASSOC INC DEL	Mather AFB	80						
	AUTOGRAPHIX INC	Sacramento	726		726				80
	AVANTEK INC	Folsom	43						
	B & A ELECTRIC COMPANY	McClellan AFB	26						
	B M B METAL PRODUCTS CORP	Sacramento	26						

PRIME CONTRACT AWARDS BY STATE, COUNTY, CONTRACTOR, AND PLACE
FISCAL YEAR 1988 (OCT - SEP)
California

COUNTY NAME/ CONTRACTOR NAME	LOCATION NAME	DOD TOTAL	ARMY	NAVY	AIR FORCE	DLA	OCE	ODA
Sacramento		79				79		
BAXTER INTERNATIONAL INC	Sacramento	32		32				
BEACHEM ELECTRONICS	Rancho Cordova	74		74				
BEACHEM ELECTRONICS INC	Rancho Cordova	293			261	42-		
BEEHIVE INTERNATIONAL	McClellan AFB	423			423			
BENDER ALLEN L	McClellan AFB	273	273					
BENDER ALLEN L	Sacramento	10,104	10,104					
BIONETICS CORP	McClellan AFB	1,548			1,548			
BLAIR & SONS	Mather AFB	31			31			
BOEHRINGER MANNHEIM CORP	Mather AFB	100			100			
BOLLINGER PAUL CONSTRUCTION CO	Sacramento	146	146					
BOLLINGER PAUL CONSTRUCTION CO	Sacramento Army Depo	74	74					
BRCO CONSTRUCTORS INC	McClellan AFB	140						
BRCO CONSTRUCTORS INC	Sacramento Army Depo	170	170					
BRENTWOOD CORP	Rancho Cordova	31				31		
BRUGGE & PIERCY ASSOCIATES	Sacramento	79	79					
BUCHANAN W R CONTRACTING	McClellan AFB	1,024			1,024			
BURKEL CONSTRUCTION INC	Sacramento	146			146			
C & G OFFICE MACHINES	McClellan AFB	37			37			
CAL ELECTRO INC	McClellan AFB	1,142			1,142			
CALIFORNIA VIDEO SALES INC	Rancho Cordova	891	395	290	206			
CALIFORNIA VIDEO SALES INC	Sacramento	773	740		33			
CAMPBELL SOUP COMPANY	Sacramento	931		817	114			
CANON USA	Sacramento	35			35			
CANON USA INC	Sacramento	26			26			
CAPITAL ENGINEERING CONS	Sacramento	72	72					
CARCO ELECTRONICS	McClellan AFB	133			133			
CARTER PIERCE MECH SVS	McClellan AFB	91			91			
CARTWRIGHT AERIAL SURVEY INC	Sacramento	52-	52-					
CENTRAL FENCE CO	Mather AFB	175			175			
CHAVEZ PETE PAINTING	McClellan AFB	454			454			
CITIZEN UTILITIES CO	Mather AFB	302			302			
COASTAL STRIPING INC	McClellan AFB	1,127			1,127			
COFFMAN CONSTRUCTION INC	McClellan AFB	162	162					
COLONIAL VAN LINES	McClellan AFB	125			125			
COMMERCIAL OFFICE ENVIRONMENTS	Sacramento	1,086			1,086			
COMPUTER DISTRIBUTING COMPANY	Sacramento	42	42					
COMPUTER SCIENCES CORPORATION	McClellan AFB	4,593	428		4,165			
COMPUTERVISION CORPORATION	McClellan AFB	150			150			
CONSOLIDATED CMP INTL INC	McClellan AFB	34-			34-			
CONTROL DATA CORPORATION	McClellan AFB	246			246			
CONTROL DATA CORPORATION	Sacramento	170				170		
CORACON INC	Parkway-Sacramento S	525						
COUNTER CABLE SERVICE	Sacramento	29	29					
CUSTOM HOMES	Mather AFB	65			65			
D & G SERVICES	Mather AFB	75			75			
DANIEL ONTIVEROS CONSTRUCTION	McClellan AFB	39			39			
DATA GENERAL CORPORATION	Sacramento	308			308			

PRIME CONTRACT AWARDS BY STATE COUNTY, CONTRACTOR, AND PLACE
 FISCAL YEAR 1988 (OCT - SEP)
 California

COUNTY NAME/ CONTRACTOR NAME		LOCATION NAME	DOD TOTAL	ARMY	NAVY	AIR FORCE	DLA	OCE	ODA
(DOLLARS IN THOUSANDS)									
Sacramento	DATAGRAPHIX INC	McClellan AFB	87			87			
	DEL PASO PIPE AND STEEL INC	Sacramento	29		29				
	DELTA CONSTRUCTION CO INC	Mather AFB	29			29			
	DELTA CONSTRUCTION CO INC	Sacramento	60	60					
	DELTA DENTAL PLAN OF CA	Army Depo	124,955						124,955
	DEMAIN TECHNOLOGIES INC	Sacramento	29			29			
	DEPENDABLE JANITORIAL SVC SUP	Mather AFB	587			587			
	DEPENDABLE JANITORIAL SVC SUP	Sacramento	401	401					
	DIGITAL EQUIPMENT CORPORATION	McClellan AFB	2,115			2,115			
	DIGITAL EQUIPMENT CORPORATION	Sacramento	1,948	131		1,818			
	DIGITAL SOLUTIONS, INC	Rancho Cordova	57			57			
	DIVERSIFIED CONTRACT SERVICES	Mather AFB	1,791			1,791			
	DWS INC	McClellan AFB	1,600			1,600			
	DYNAMAC INTERNATIONAL INC	Sacramento	386		386				
	EATON-KENWAY INCORPORATED	Sacramento	98	98					
	ECONOMY ENGINEERING COMPANY	Sacramento	61			61			
	EL - SHADDAI INC	Mather AFB	255			255			
	ELK GROVE MEAT CO INC	Sacramento	147	147					
	ENVIRONMENTAL DEVICES INC	Army Depo	39						
	EQUINOX-SACRAMENTO INC	Elk Grove	652	40		692	39		
	EUREKA LABORATORIES INC	Sacramento	161			161			
	EVERLAST SPORTING GOODS MFG	McClellan AFB	160			93			
	FALCON SYSTEMS INC	Sacramento	54			54			
	FEDERAL INTEGRATED SYSTEMS CORP	McClellan AFB	204			204			
	FERRY JAMES L & SONS INC	Sacramento	29			29			
	FITZGERALD T F ASSOC ENGINEERS	McClellan AFB	113						113
	FOLSOM RESEARCH INC	Sacramento	64						
	FORD AEROPACE	Mather AFB	56	56					
	FORRAR WILLIAMS ARCHITECTS	Folsom	56		28	28			
	FORRAR WILLIAMS ARCHITECTS	McClellan AFB	176			176			
	FOUNDATION HEALTH CORPORATION	Mather AFB	27	27					
	FOUR SEASONS MAINTENANCE	Sacramento	88	88					
	G S E CONSTRUCTION COMPANY INC	Sacramento	26,888						
	GENCORP IIC	Sacramento	2,070	2,070					
	GENERAL DYNAMICS CORPORATION	McClellan AFB	1,657		188	1,657			
	GENERAL ELECTRIC COMPANY	Army Depo	9,967						
	GENERAL ELECTRIC COMPANY	Sacramento	91			334			
	GENERAL ELECTRIC COMPANY	McClellan AFB	39				91		
	GERBER SYSTEMS TECHNOLOGY INC	Mather AFB	57			57	39		
	GILROY CANNING CO INC	Sacramento	75	75					
	GOLDEN WEST BUILDERS	Sacramento	416				416		
	GOVERNMENT TECHNOLOGY SERVICES	Mather AFB	267			267			
	GREEN STEPHEN GENERAL CONTR	Sacramento	597	131	120	302			44
	GREEN STEPHEN GENERAL CONTR	Folsom	55			55			
	GREEN STEPHEN GENERAL CONTR	McClellan AFB	99			99			

PRIME CONTRACT AWARDS BY STATE COUNTY, CONTRACTOR, AND PLACE
 FISCAL YEAR 1988 (OCT - SEP)
 California

COUNTY NAME/ CONTRACTOR NAME		LOCATION NAME	DDO TOTAL	ARMY	NAVY	DLA	OCE	ODA
(DOLLARS IN THOUSANDS)								
Sacramento	GULL INDUSTRIES INC	Mather AFB	77					
	H V Z INC	Sacramento	81					
	HALL-MARK ELECTRONICS	Citrus Heights	58					
	HARRIS CORPORATION	McClellan AFB	296					
	HARRIS CORPORATION	Sacramento	272					272
	HENDERSON MAINTENANCE	Sacramento	38					
	HEWLETT-PACKARD COMPANY	Sacramento	1,354	38	134			251
	HONEYWELL INC	McClellan AFB	78	451				78
	HOOVER ALBERT A & ASSOC	McClellan AFB	34	34				
	HUGHES AIRCRAFT COMPANY	McClellan AFB	84					
	HUNT W N & SONS DISTRIBUTORS	Sacramento	260					
	IMSL INC	McClellan AFB	43			260		
	INFRASTRUCTURE MGT CONS	McClellan AFB	55					
	INTERGRAPH CORPORATION	Sacramento	436					436
	INTERGRAPH CORPORATION	Sacramento Army Depo	83	83				
	INTERNATIONAL BUS MCHS CORP	McClellan AFB	519					
	INTERNATIONAL BUS MCHS CORP	Sacramento	270	80				
	INTERSTATE CONSTRUCTION INC	McClellan AFB	483					
	INTERSTATE CONSTRUCTION INC	Mather AFB	79					
	INTERSTATE CONSTRUCTION INC	Sacramento Army Depo	113	113				
	INTROLINK COMMUNICATION INC	McClellan AFB	53					
	ISC DEFENSE SYSTEMS INC	Mather AFB	1,237					1,237
	ISC INTERNATIONAL	Mather AFB	78					78
	J MAINS ELECTRIC INC	Sacramento Army Depo	174	174				
	JANTEC INC	Mather AFB	50					50
	JAY & SAM CONSTRUCTION INC	Sacramento Army Depo	101	101				
	JONES & STOKES ASSOC INC	Mather AFB	238					238
	JONES & STOKES ASSOCIATES INC	Sacramento	90					
	JORGENSEN ROY ASSOCIATES INC	McClellan AFB	4,147	4,147				
	KAMMERER CONSTRUCTION COMPANY	McClellan AFB	1,709	1,709				90
	KARDAN CONSTRUCTION CO INC	Mather AFB	462-	462-				
	KENCO	Mather AFB	98					98
	KENCO	Sacramento	54		54			
	KESTREL ASSOCIATES INC	McClellan AFB	48					48
	KEYAVA CONSTRUCTION CO INC	Sacramento	39	39				
	KIMMEL CONSTRUCTION INC	Mather AFB	1,959	1,959				
	KLEINFELDER J H & ASSOCIATES	Sacramento Army Depo	2,840	2,840				
	LATHROP F P CONSTRUCTION CO	McClellan AFB	709	709				
	LESSMAN JOHN J & SON INC	Mather AFB	15-	15-				
	LIBERTY PAINTING CO	Mather AFB	144					144
	LIONEX CORPORATION	Sacramento	64					64
	LISKE LNAKIS BEAUMONT ENGBERG	McClellan AFB	97	97				
	LISTA INTERNATIONAL CORP	Mather	243					243
	LOCKHEED SUPPORT SYSTEMS INC	McClellan AFB	150					150
	M & E SERVICE INC	Sacramento	70					70
	M & M ELECTRIC	Sacramento	92					92
	MAINTENANCE ENGINEERS	McClellan AFB	1,026					1,026

PRIME CONTRACT AWARDS BY STATE, COUNTY, CONTRACTOR, AND PLACE
 FISCAL YEAR 1988 (OCT - SEP)
 California

COUNTY NAME/ CONTRACTOR NAME		LOCATION NAME	DOD TOTAL	ARMY	NAVY	AIR FORCE	DLA	OCE	ODA
(DOLLARS IN THOUSANDS)									
Sacramento	MARTIN CHARL/ASSOC INC	McClellan AFB	37			37			
	MARTIN-SHEPARD CONSTRUCTION	McClellan AFB	189			189			
	MARTIN-SHEPARD CONSTRUCTION	Mather AFB	200			200			
	MAU HAIDET HYDE SCHROEDER	McClellan AFB	138			138			
	MAU HAIDET HYDE SCHROEDER	Sacramento	32			32			
	MC CARTHY CONSTR & MARK JIVSFD	McClellan AFB	580	580					
	MCDONNELL DOUGLAS INFO SYS CO	Sacramento	70						70
	MED-NATIONAL INC	Mather AFB	44			44			
	MEMTECH TECHNOLOGY CORPORATION	Folsom	204			204			
	MENTOR GRAPHICS CORPORATION	McClellan AFB	145			145			
	METCALF & EDDY INC	McClellan AFB	695			695			
	MILL VALLEY CONSTRUCTION INC	Mather AFB	1,514			1,514			
	MILLER HERMAN INC	Sacramento	1,575			1,575			
	MILLER LUMBER SALES	Folsom	42			42			
	MINNESOTA MIN-MFG CO	McClellan AFB	36			36			
	MOCK RESOURCES INC	Sacramento Army Depo	55-						55-
	MOTLEY CONSTRUCTION INC	McClellan AFB	289			289			
	MOTOROLA COMMUNICATIONS & ELEC	McClellan AFB	36			36			
	MOTOROLA COMMUNICATIONS & ELEC	Sacramento	262			262			
	MOTOROLA INC	Mather AFB	121			121			
	NAKATA CLIFFORD S & ASSOC PC	Sacramento	73	73					
	NATIONAL MAINTENANCE INC	Mather AFB	390			390			
	NIYA ARCHITECT INCORPORATED	Mather AFB	112	112					
	NOLTE GEO S CNSLTG CVL ENG	Sacramento	38	38					
	NORTH RIDGE WATER DISTRICT	McClellan AFB	435			435			
	NORTHERN VIRGINIA CONSTR	McClellan AFB	447			447			
	NORTHSTATE SPECIALTY CONSTR I	Sacramento Army Depo	79	79					
	NORTHVIEW CORP	Sacramento	29						29
	OLEBE CONSTRUCTION INC	Sacramento	250						250
	OMEGA ELECTRONICS	Sacramento	29						
	OMNI MICROGRAPHIC SERVICES	Sacramento	91						
	P & G CONSTRUCTION CO INC	Sacramento	343						
	PACIFIC CRRGD PIPE NO CA	Sacramento	1,140						1,140
	PACIFIC GAS AND ELC COMPANY	McClellan AFB	60			60			
	PACIFIC GAS AND ELC COMPANY	Mather AFB	655			655			
	PACIFIC GAS AND ELC COMPANY	Sacramento	544			544			
	PAN AM WORLD SERVICES INC	Sacramento Army Depo	8,054	8,054					
	PARAGON CONSTRUCTION	McClellan AFB	155			155			
	PDA ENGINEERING	McClellan AFB	27			27			
	PED COM INC	McClellan AFB	63			63			
	PENSEC INC	Sacramento	36						36
	PERRINS HOWARD R ARCHITECT	McClellan AFB	26						
	PERRY JAY CONSTRUCTION	McClellan AFB	141			141			
	PETERS ENGINEERING	Sacramento	190	190					
	PHAM PRECISION CO	Sacramento	64			64			
	PHOTOCOMM INC	Sacramento	37						37
	POPKEY DISTRIBUTING INC	Sacramento	27	27					

PRIME CONTRACT AWARDS BY STATE COUNTY, CONTRACTOR, AND PLACE
 FISCAL YEAR 1988 (OCT - SEP)
 California

COUNTY NAME/ CONTRACTOR NAME		LOCATION NAME	DOD TOTAL	ARMY	NAVY	AIR FORCE	DLA	OCE	ODA
(DOLLARS IN THOUSANDS)									
Sacramento		McClellan AFB	561			561			
PRIDE		Sacramento	27		27				
PROCTER & GAMBLE DISTRG CO		Sacramento	1,153		1,103	50			
PROCTER & GAMBLE MFG CO THE		Rancho Cordova	227	38	189				
PRODUCTION TECHNOLOGY		Sacramento	34		34				
PROFESSIONAL EXPERT		McClellan AFB	108		60	108			
PROFESSIONAL TRAINING SYSTEMS		Sacramento	185	105	60				
PROJECT ENGINEERS CO INC		Sacramento	33		33				
PROVIDEO INC		Sacramento	130		130				
QUADREN CRYOGENIC PROCESS		Sacramento	9			121-			
QUALIMETRICS INC		Sacramento	242			51			242
QUETEL CORP		Sacramento	51						
QUICK & CLEAN JANITORIAL INC		Mather AFB	41	41					
RACAL DATA COMMUNICATIONS INC		Orangevale	1,260		71	1,260			
RADIAN CORPORATION		Sacramento	71						
RADOFF CONSTRUCTION CO		McClellan AFB	377			377			
RAMCON		McClellan AFB	171			171			
RAMPART WATERBLASTING INC		Mather AFB	67			67			
RAYTHEON COMPANY		McClellan AFB	949			949			
REESE MFG INC		McClellan AFB	259			259			
REFINES CONSTRUCTION CO		Orangevale	388			388			
RELANCE ENTERPRISES INC		McClellan AFB	7-			7-			
REYNOLDS WEBBER ARCHITECTS		McClellan AFB	38			38			
REYNOLDS WEBBER ARCHITECTS		McClellan AFB	442	442					
RICE-GROWERS ASSN OF CAL THE		Sacramento	2,398	620	375		2,023		
ROBERTS J R CORPORATION		Sacramento	620	620					
ROOFING CONSTRUCTORS INC		McClellan AFB	656			656			
SACRAMENTO VALLEY CRANE SVS		McClellan AFB	35			35			
SACRAMENTO WEED		McClellan AFB	60			60			
SACRAMENTO MUNICIPAL UTILITY DST		Mather AFB	9,623			9,623			
SACRAMENTO MUNICIPAL UTILITY DST		Sacramento	1,301			1,301			
SACRAMENTO MUNICIPAL UTILITY DST		Sacramento	120			120			
SACRAMENTO MUNICIPAL UTILITY DST		Sacramento	602			602			
SAN DIEGO DIAMOND INC		Army Depo	35			35			
SAN LUIS SALES		Army Depo	602			602			
SANTA FE ENGINEERS INC		Mather AFB	53			53			
SATELLITE SERVICES INC		Mather AFB	494			494			
SAVIN CORPORATION		Sacramento	26			26			
SCHOLTEN ROOFING SERVICE CO		Sacramento	694			694			
SCHWEBER ELECTRONICS CORP		Sacramento	31			31			
SEMICUSTOM LOGIC INC		McClellan AFB	785			785			
SEVCO BEVERAGES INC		Sacramento	114			114			
SHORT ELECTRONICS INC		Sacramento	27			27			
SIERRA MISCO INC		Sacramento	259			259			
SIERRA SPRING WATER COMPANY		Parkway-Sacramento S	2,220			2,220			
SIGNETICS CORPORATION		Sacramento	2,707			2,707			
SIGNETICS CORPORATION		Sacramento	114			114			
SMITH ENGINEERING-CONTRACT SVC		McClellan AFB	27			27			
		McClellan AFB	259			259			
		McClellan AFB	2,220			2,220			
		McClellan AFB	2,707			2,707			

PRIME CONTRACT AWARDS BY STATE, COUNTY, CONTRACTOR, AND PLACE
 FISCAL YEAR 1988 (OCT - SEP)
 California

COUNTY NAME/ CONTRACTOR NAME	LOCATION NAME	DOD TOTAL	ARMY	NAVY	AIR FORCE	DLA	OCE	ODA
Sacramento								
SOMERA CONSTRUCTION	McClellan AFB	171			171			
SPANDA INDUSTRIAL DEV CO	McClellan AFB	1,109	1,109					
SPANGLER CONSTRUCTION	McClellan AFB	1,567			567			
SPERRY CORPORATION	Mather AFB	954			954			
ST THOMAS ENTERPRISES	McClellan AFB	1,859			1,859			
STA-RITE INDUSTRIES INC	Mather AFB	220			220			
STAR JANITORIAL SERVICE	Sacramento	26	26					
STEGALL CLYDE G INC	Sacramento	156		156				
STEEL CASE	McClellan AFB	1,229	225		1,004			
STONHAM & BECKER-ARCHITECTS	Sacramento	159			159			
STORAGE TECHNOLOGY CORPORATION	McClellan AFB	269			269			
SUNRISE WASTE CONTAINER SVC	McClellan AFB	35			35			
SYSTEMS ENGINEERING INC	Mather AFB	339			339			
SYSTEMS SOFTWARE MARKETING	Sacramento	43					43	
T S C INC	Sacramento	123	123					
TAB PRODUCTS CO	Rancho Cordova	123		175				
TANDEM COM...RS INCORPORATED	Rancho Cordova	171			171			
TAYCO-FLEM. SCREENPRINTERS	Sacramento	56	56					
TBG INC	Sacramento Army Depo	28			28			
TBG INC	McClellan AFB	695			695			
TECUMSEH CONSTRUCTION COMPANY	Sacramento	97			97			
TEKTRONIX INC	McClellan AFB	3,310	3,163		147		97	
TELOS CORPORATION	Sacramento	32			32			32
TELOS CORPORATION	McClellan AFB	90			90			
TEMPHARMACIST	Sacramento Army Depo	374	374					
THIRD PARTY MAINTENANCE	Fair Oaks	452	452					
THOMAS POOLER	McClellan AFB	26			26			
TOMICH-SHEEHAN	McClellan AFB	119			119			
TORTUGA SERVICES INC	Sacramento	69	69					
TRAVOIS INC	Mather AFB	226			226			
TRI TOOL INC	Rancho Cordova	36					36	
TRW INC	Rancho Cordova	157		157				
TYLANE INC	McClellan AFB	394	394					
U S EAGLE INC	Sacramento	493			493			
U S MACHINERY CO	McClellan AFB	87			87			
J S WEST INFORMATION SYSTEMS	Mather AFB	159			159			
U A ARCH ASSOC & FROST & LUSK	McClellan AFB	183			183			
UNISYS CORPORATION	McClellan AFB	60			60			
UNISYS CORPORATION	Sacramento	40	40					
UNITED STATES DEPT ENERGY	Sacramento	1,636			1,636			69
UNITED STATES POLLUTION CTRL	McClellan AFB	33						33
UNITED STATES POLLUTION CTRL	Mather AFB	28						28
UNITED STATES POLLUTION CTRL	Sacramento Army Depo	182	182					
VAIL RAYMOND & ASSOCIATES	Sacramento	466			466			
W-T UNIVERSAL ENGINEERING	McClellan AFB	295						
WALKER ROBERT A INC	McClellan AFB	295						

(DOLLARS IN THOUSANDS)

PRIME CONTRACT AWARDS BY STATE COUNTY, CONTRACTOR, AND PLACE
 FISCAL YEAR 1988 (OCT - SEP)
 California

COUNTY NAME/ CONTRACTOR NAME		LOCATION NAME	DOD TOTAL	ARMY	NAVY	FORCE	DLA	OCE	ODA
(DOLLARS IN THOUSANDS)									
Sacramento	WALKER ROBERT A INC	Mather AFB	92			92			
	WALKER ROBERT A INC	Sacramento Army Depo	4,100	4,100					
	WERRES CORPORATION	McClellan AFB	1,588			1,588			
	WESTATE MAINTENANCE INC OF CAL	Mather AFB	52	52					
	WESTERN STATES MANAGEMENT	Sacramento Army Depo	60			60			
	WHITTE CONSTRUCTION CO	Mather AFB	150			150			
	WICKMAN SPPCRAFT PRPLSION CO	Citrus Heights	88-	14-		74-			
	WILDERNESS ELECTRONICS INC	Sacramento	97		97				
	WYTEC INFORMATION SYSTEMS INC	Rancho Cordova	489			489			
	XEROX CORPORATION	McClellan AFB	36			36			
	XEROX CORPORATION	Mather AFB	164	45		85		34	
	XEROX CORPORATION	Sacramento	84	84					
	XEROX CORPORATION	Sacramento Army Depo	41	41					
	YAMAHA CORPORATION OF AMERICA	Sacramento	671			671			
	YOUNG C C CONSTRUCTION INC	McClellan AFB	766	766					
	YOUNGER HAROLD J INC	Mather AFB	30	30					
	ZEHNTEL INC	Sacramento	201						
	ZENITH DATA SYSTEMS CORP	Sacramento	537,682	60,445	27,270	288,049	6,882	201	152,481
	TOTAL - Sacramento							2,555	
San Benito	CAELUS DEVICES INC	Hollister	574		574				
	CAESAR CONSTRUCTION INC	Hollister	1,028		1,028				
	GENERAL RESEARCH CORPORATION	Hollister	76						76
	TELEDYNE INC	Hollister	6,497		1,612	4,885			
	WHITTAKER CORPORATION	Hollister	1,106		1,106				
	TOTAL - San Benito		9,281	4,320	4,885				76
San Bernardino	A L S SERVICE INC	Twentynine Palms	71		71				
	A S L CONSULTING ENGINEERS	Twentynine Palms	38		38				
	A T S S INC	San Bernardino	49						49
	A/C INDUSTRIAL CLEANING CO	George AFB	101						
	AAA SANITATION	Fort Irwin	25	25					
	ACI MECHANICAL CORPORATION	Fort Irwin	283	283					
	ACTION EMBROIDERY CO	Ontario	320				320		
	ADAIR	Barstow MCLB	29						
	AERLAB INC	Ontario	25	25					
	AERO THERMA SYS & STRUCTURES	San Bernardino	49						49
	AIR CRAFTORS ENGINEERING	Chino	764						
	AIRPORT CONSTRUCTION & MTL	George AFB	134			764			
	AL & ASSOCIATES PROPERTY SVC	San Bernardino	1,399			1,399			
	ALL VALLEY WASHER SERVICE INC	George AFB	27			27			
	ALPHA MAINTENANCE INCORPORATED	San Bernardino	258			258			
	AM INTERNATIONAL INC	Barstow MCLB	31		31				
	AM INTERNATIONAL INC	Twentynine Palms	73		73				
	AMERICAN FURNITURE COMPANY INC	George AFB	115						

PRIME CONTRACT AWARDS BY STATE, COUNTY, CONTRACTOR, AND PLACE
 FISCAL YEAR 1988 (OCT - SEP)
 California

COUNTY NAME/ CONTRACTOR NAME		LOCATION NAME	DOD TOTAL	ARMY	NAVY	AIR FORCE	DLA	OCE	ODA
(DOLLARS IN THOUSANDS)									
San Bernardino	AMERICAN NATIONAL MANAGEMENT	San Bernardino	458		117	458			
	AMERICAN PARTITIONS INC	Twentynine Palms Mar	117				92		
	AMERICAN STANDARD INDUSTRIAL S	George AFB	92						
	AMERIKO INC	Fort Irwin	337			337			
	AMEX SYSTEMS INC	Twentynine Palms	16,865	16,865					
	ANDERSON DE BARTOLO PAN INC	Rancho Cucamonga	57				57		
	APOLLO INDUSTRIES	Barstow MCLB	38						
	AQUA RESOURCES INC	Twentynine Palms	6-						
	AQUA-FAB SUPPLY COMPANY	Ontario	13,971	11,041	94	2,836			
	ARRAL INDUSTRIES INC	Redlands	87						
	ARROW ENGINEERING	Redlands	147	147					
	ASPECTS INC	Twentynine Palms	1,294		1,294				
	ATKINS CLAUDE E ENTERPRISES	Barstow	226		226				
	ATKINSON JOHNSON & SPURRIER	George AFB	91			91			
	B H CONSTRUCTION	Twentynine Palms	10,343		10,343				
	BALDY BROTHERS CONSTRUCTORS	Barstow	238		238				
	BARNES & SONS INCORPORATED	Fort Irwin	145	145					
	BARSTOW COMMUNITY COLLEGE	George AFB	26			26			
	BAUER ELECTRIC CO	Mentone	27		27				
	BAUMAC CORPORATION	George AFB	491	491					
	BECK R L CONSTRUCTION INC	San Bernardino	34						
	BEIN ROBERT FROST WILLIAM ASC	Twentynine Palms	340		340				34
	BEYLIK DRILLING INC	Rancho Cucamonga	139-			139-			
	BIG THREE INDUSTRIES INC	Barstow	60						
	BIRD CONSTRUCTION	Barstow MCLB	62						
	BIRD CONSTRUCTION	Twentynine Palms	50						
	BIRD CONSTRUCTION	Twentynine Palms Mar	641						
	BIRD CONSTRUCTION	San Bernardino	123						
	BOYLE ENGINEERING CORPORATION	Fort Irwin	171	123					
	BRANDMAN MICHAEL & ASSOCIATES	Twentynine Palms	39	171					
	BROCKMEIER CONSULTING ENGR	Twentynine Palms Mar	47						
	BROCKMEIER CONSULTING ENGR	San Bernardino	237						
	BROKENBOUGH WILLA ENTERPRISES	San Bernardino	47						
	BRUTOCO ENGINEERING & CONSTR	Fontana	237						
	BURCH R A CONSTRUCTION CO	Twentynine Palms	1,785						
	BURTRONICS BUSINESS SYSTEMS	San Bernardino	1,022						
	C M ENGINEER ASSOCIATES	Twentynine Palms	33						
	C W D DEVELOPMENT INC	San Bernardino	103						
	CAL DISPOSAL CO	San Bernardino	429						
	CAL SANITATION	San Bernardino	113						
	CALCOR CONSTRUCTION INC	Fort Irwin	91	91					
	CALLAHAN MINING CORPORATION	San Bernardino	49						
	CAMP DRESSER & MC KEE INC	Ontario	74	74					
	CAROLINA CORPORATION INC (NOT	Barstow	164	164					
	CARREON ABEL INC	Barstow	26						
	CARREON ABEL INC	George AFB	184						
	CARREON ABEL INC	San Bernardino	1,109	46					
	CATES CONSTRUCTION INC	George AFB	36	36					
			1,063						
			1,785						

PRIME CONTRACT AWARDS BY STATE COUNTY, CONTRACTOR, AND PLACE
 FISCAL YEAR 1988 (OCT - SEP)
 California

COUNTY NAME/ CONTRACTOR NAME	LOCATION NAME	DOD TOTAL	ARMY	NAVY	AIR FORCE	DLA	OCE	ODA
San Bernardino	Upland	58		58				
CELCO INDUSTRIES INC	Highland	42				42		
CHEMICAL COMMODITIES AGENCY	Barstow MCLB	244				244		
CHEMICAL WASTE MANAGEMENT	Fort Irwin	64				64		
CHEMICAL WASTE MANAGEMENT	Fort Irwin	293	293					
CHURCH ENGINEERING INC	George AFB	155			155			
CLEMONS ELECTRICAL	Fort Irwin	31	31					
COASTAL EMERGENCY SERVICES INC	Twentynine Palms	2,679		2,679				
COLORADO PACIFIC CONSTRUCTORS	Twentynine Palms	97		97				
COM-TECH	Twentynine Palms Mar	32		32				
COMMERCIAL DIVERSIFIED INC	George AFB	34			34			
COMSERCO	San Bernardino	127					127	
CONCORDE BATTERY CORP	Ontario	69			69			
CONSOLIDATED AERONAUTICS CORP	Fontana	26						
CONTAINER STORAGE INC	Barstow MCLB	1,055	26					
CONTINENTAL RPVS	Fort Irwin	102	1,055					
CONTINENTAL TEL CAL INC	Fort Irwin	342	342					
CONTINENTAL TELEPHONE CO CAL	Apple Valley	68			68			
CONTRACT DECOR INC	Fort Irwin	71	71					
COOLEY CONSTRUCTION INC	Upland	213			213			
COOPER INDUSTRIES INC	San Bernardino	38	38					
COX CONSTRUCTION INC	Twentynine Palms Mar	165		165				
CRAWFORD TECHNICAL SERVICE	San Bernardino	33			33			
CROMWELL TRUEMPER	San Bernardino	260			260			
CROSEY STEVE CONSTRUCTION	George AFB	85		85				
CROSEY STEVE CONSTRUCTION	Twentynine Palms	300			300			
CROTHALL AMERICAN INC	George AFB	105			105			
CURRAN KEN ELECTRIC INC	George AFB	615			615			
CUSTOMER SERVICE INC	San Bernardino	125			125			
D C CONTRACTORS INC	George AFB	79			79			
DAART ENGINEERING CO INC	San Bernardino	35	35					
DAILY TRANSIT MIX	Fort Irwin	35						
DANCAR ENTERPRISES INC	Twentynine Palms	144		144				
CANTE CONSTRUCTION CO	George AFB	146			146			
DATA GENERAL CORPORATION	San Bernardino	105			105			
DATA GENERAL CORPORATION	Twentynine Palms Mar	77		77				
DATA-DESIGN LABORATORIES	Cucamonga	91		91				
DATAGRAPHIX INC	Barstow MCLB	72		72				
DATAGRAPHIX INC	Twentynine Palms Mar	42		42				
DAMCO CONSTRUCTION INC	George AFB	1,822			1,822			
DEFENSE TECHNOLOGIES INC	Upland	6,110	1,957	3,345			808	
DEL JEN INC	San Bernardino	198			198			
DESEKT INN	Twentynine Palms	28			28			
DEVELOPMENTAL SCIENCES CORP	Ontario	2,886	2,886					
DIGITAL APPLICATION COMPANY	Alta Loma	181						
DIGITAL EQUIPMENT CORPORATION	San Bernardino	1,308					1,185	
DOMATILLE ELECTRIC	San Bernardino	189					189	
DONS BACKHOE SERVICE	Fort Irwin	112	112					

PRIME CONTRACT AWARDS BY STATE, COUNTY, CONTRACTOR, AND PLACE
FISCAL YEAR 1988 (OCT - SEP)
California

COUNTY NAME/ CONTRACTOR NAME		LOCATION NAME	DDO TOTAL	ARMY	NAVY	AIR FORCE	DLA	OCE	ODA
(DOLLARS IN THOUSANDS)									
San Bernardino	DTK COMPANY INC	George AFB	131			131			
	DTK COMPANY INC	Redlands	161			161			
	DTK COMPANY INC	San Bernardino	306			306			
	DUNCAN MODELS	Upland	118			118			
	DUTHIE ELECTRIC SERVICE CORP	Twentynine Palms Mar	35		35				
	DYNABAC CORP	Barstow	165		165				
	DYNACORP	Fort Irwin	41,105	41,105					
	DYNACORP	George AFB	542			542			
	E & E INDUSTRIES INC	Twentynine Palms	40	40					
	E & E INDUSTRIES INC	Twentynine Palms	40	40					
	E A ENGRNG SCENCE TECHNOLOGY	Twentynine Palms Mar	123			123			
	E C O ELECTRIC & AIR CONDITIO	San Bernardino	326	326					
	E S D COMPANY	Twentynine Palms	29			29			
	EAGLE CASES INC	Chino	89				89		
	ECOLOGY & ENVIRONMENT INC	Ontario	275			275			
	ECONO FENCE CO	San Bernardino	34	34					
	EKELIN H A & ASSOCIATES	Fort Irwin	3,161	3,161					
	EKELIN H A & ASSOCIATES	Fort Irwin	3,397	3,193					
	EL - SHADDAI INC	George AFB	141	141					
	ELECTROSPACE SYSTEMS INC	San Bernardino	120			120			
	EMERSON QUIET KOOL CORP	George AFB	120			120			
	EMPIRE OIL COMPANY	San Bernardino	375			375			
	ENGINEERING & ECONOMICS RES	Bloomington	40	40					
	ENGINEERS INCORPORATED	San Bernardino	50			50			
	ENVIRONMENTAL RES & TECHNOLOGY	Barstow MCLB	45	45					
	ENVIRONMENTAL SYSTEMS RES INST	Twentynine Palms	497	497					
	ESS CORP	Redlands	207	129					
	EUROPEAN PAINTING CO	Barstow	848			188			
	EXCEL INDUSTRIES INC	George AFB	188			44			
	F2M INC	Barstow	44						
	F2M INC	Barstow	1,888	1,888					
	FAIRVIEW FORD SALES INC	Fort Irwin	748	748					
	FAR WEST MEATS	San Bernardino	39			39			
	FAR WSTN ANTHRPLGAL RES GROUP	Highland	1,122				1,122		
	FED PACIFIC CONTRACTING CORP	Fort Irwin	330	330					
	FIESTA LEASING COMPANY INC	Daggett	51	51					
	FIGGIE INTERNATIONAL INC	Fort Irwin	81	81					
	FIRE-BANN CORPORATION	Ontario	39			39			
	FLEXCEL INTERNATIONAL, INC	Ontario	2,627			1,963			
	FORD AEROSPACE	Bloomington	41				41		
	FOUR STAR MAINTENANCE	Twentynine Palms Mar	239						
	FREY C DONALD MD	George AFB	93			93			
	FRONTIER ENGINEERING INC	Fort Irwin	69						
	G & W CONSULTING ELC ENGINEERS	San Bernardino	1,412	45		1,412			
	GALAXY 2000 INC	Barstow MCLB	45			276			
	GALVAN ENTERPRISES INC	San Bernardino	276			722			
	GENERAL DYNAMICS CORPORATION	George AFB	722						
		Ontario	13,352	3,577	9,775				

PRIME CONTRACT AWARDS BY STATE, COUNTY, CONTRACTOR, AND PLACE
 FISCAL YEAR 1988 (OCT - SEP)
 California

COUNTY NAME/ CONTRACTOR NAME	LOCATION NAME	DOD TOTAL	ARMY	NAVY	AIR FORCE	DLA	OCE	ODA
San Bernardino	Rancho Cucamonga	426,185	417,986	8,199	4,056	47		
GENERAL DYNAMICS CORPORATION	Ontario	4,056						
ELECTRIC COMPANY	Ontario	47						
GENERAL NUCLEONICS INC	George AFB	194			194			
GIBALTAR CONSTRUCTION	San Bernardino	63			63			
GIBALTAR CONSTRUCTION	Fontana	28				28		
GLOBAL TUBE CORPORATION	George AFB	40			40			
GRANADA GREASE CO	Fort Irwin	399	399					
GREINER ENGINEERING INC	Barstow MCLB	300		300				
GUNNY & BRIZENDINE & POGGEMEYER	Barstow	65		65				
GUNNY & BRIZENDINE & POGGEMEYER	Twentynine Palms	45		45				
GUYER SANTIN INC	Barstow	53		53				
H & B SHEET METAL INC	Twentynine Palms Mar	2,629	48-	2,629				
HAMILTON ENTERPRISES INC	Fort Irwin	48-						
HARVEYS HONEY HUTS	San Bernardino	34			34			
HAUMANN BILL ELEC INC	Twentynine Palms	1,131		1,131				
HEATHMAN INC	Twentynine Palms Mar	100		100				
HOCKETT C A ENTERPRISES	Fort Irwin	215	215					
HOFFMAN CNSTR CO OF OREGON	Fort Irwin	215	215					
HOFFMAN ENTERPRISES	Rancho Cucamonga	68		68				
HOLMES & NARVER INC	George AFB	215	215					
HUMIDIAL CORPORATION	Colton	204						
HUNDLEY, JOHN R INC	San Bernardino	42	42					
HUNT BUILDING CORPORATION	Fort Irwin	23,796	23,796					
HUNT BUILDING CORPORATION	Twentynine Palms	13,325		13,325				
HUNTINGTON FORGE INC	Fontana	600				600		
INTERMETRO INDUSTRIES CORP	Cucamonga	56	56					
INTERNATIONAL AIRCRAFT SUPPLR	Cucamonga	196			196			
INTERNATIONAL AIRCRAFT SUPPLR	Rancho Cucamonga	709			709			
INTERNATIONAL AIRCRAFT SUPPLR	Barstow MCLB	92		92				
INTERNATIONAL BUS MCHS CORP	San Bernardino	178			178			
INTERNATIONAL STRUCTURES	Upland	53	53					
J B INDUSTRIES	San Bernardino	66			66			
J D WHITE CONSTRUCTION INC	San Bernardino	446			446			
JAYKIM ENGINEERS INC	Barstow	45		45				
JOB OPPORTUNITIES & BENEFITS	George AFB	159			159			
KASS MANAGEMENT SERVICES INC	Barstow	92	92					
KAWASAKI THEILACKER AND ASSOC	Twentynine Palms	80		80				
KENTRON INTERNATIONAL	Fort Irwin	278	278					
KERN FOODS INC	Fontana	74				74		
KERTZMAN CONTRACTING INC	Fort Irwin	152	152					
KIMEL INC	Fort Irwin	286	286					
KRAFT INC	Upland	64						
KROMMHOEK MCKEOWN ASSOCIATES	Twentynine Palms	40		40				
KROMMHOEK MCKEOWN ASSOCIATES	Twentynine Palms Mar	94		94				
KRUZE & KRUE CONSTR & ENGRG	Fort Irwin	1,211	1,211					
KRUZE & KRUE CONSTR & ENGRG	George AFB	674			674			
L S W ENGINEERS INC	Barstow	69		69				

PRIME CONTRACT AWARDS BY STATE, COUNTY, CONTRACTOR, AND PLACE
 FISCAL YEAR 1988 (OCT - SEP)
 California

COUNTY NAME/ CONTRACTOR NAME		LOCATION NAME	DOD TOTAL	ARMY	NAVY	AIR FORCE	DLA	OCE	ODA
(DOLLARS IN THOUSANDS)									
San Bernardino	LANTHIER ROBERT J CO INC	Fort Irwin	471	471					
	LANTHIER ROBERT J CO INC	San Bernardino	31			31			
	LEAR SIEGLER INC	Ontario	1,104	1,104					
	LEE & RO CONSULTING ENGINEERS	San Bernardino	54			54			
	LIEBHART WESTON & ASSOCIATES	George AFB	208			208			
	LIPTON THOMAS J INC	Twentynine Palms	131		131				
	LOCKHEED CORPORATION	Ontario	55				55		
	LOCKHEED SUPPORT SYSTEMS INC	Ontario	90	477	38,300	51,402			
	LOCKHEED SUPPORT SYSTEMS INC	Upland	1,193		956	237			
	LOCKMAN & ASSOCIATES	Fort Irwin	4,702			4,702			
	LOMA LINDA UNIVERSITY	Twentynine Palms	88		88				
	LORAL ELECTRO-OPTICAL SYSTEMS	Loma Linda	237	104	133				
	LOS ANGELES AIR CONDITIONING	San Bernardino	35		35				
	LOUD ENGINEERING AND MFG	San Bernardino	89						
	M Z P, INC	Ontario	520	330		190			
	M Z P, INC	Twentynine Palms	85		85				
	MAC H B INC	Twentynine Palms Mar	170		170				
	MALONES CNC MACHINING	Barstow	245		245				
	MANAGEMENT SCIENCES APPLICATIONS	Upland	220			220			
	MAR-LYN CONTAINER CORP	Upland	948		948				
	MARCO RENTALS	Ontario	88				88		
	MARGOT SIEGEL AIA ARCHITECT	Fort Irwin	133	133					
	MARINE CONTRACTORS INC	Twentynine Palms	10		10				
	MARTINEZ & ASSOCIATES	San Bernardino	26-			26-			
	MASSEY SAND & ROCK CO	Fort Irwin	612	612					
	MC KINNEY MANAGEMENT ASST GP	Twentynine Palms	420		420				
	MC LAUGHLIN CONSTRUCTION INC	San Bernardino	154			154			
	MC MULLAN ROBERT & SON INC	San Bernardino	1,601	1,601					
	MC MULLAN ROBERT & SON INC	Twentynine Palms	139		139				
	MCDONNELL DOUGLAS TRAINING SYS	Twentynine Palms Mar	716		716				
	MECKLER GROUP, THE	George AFB	374			374			
	MEDKA CONSTRUCTION INC	Barstow MCLB	35		35				
	MERCO CONSTRUCTION ENGINEERS	Fort Irwin	400	400					
	MERRETT DENNIS L CNSTR CO	Fort Irwin	29	29					
	MERRETT DENNIS L CNSTR CO	George AFB	44	44					
	MERRETT DENNIS L CNSTR CO	Barstow	2,428		2,428				
	MERRETT DENNIS L CNSTR CO	George AFB	262			262			
	MERRETT JAMES E CONSTRUCTION	San Bernardino	50			50			
	MESA SVS INTL DEFENSE TECH JV	San Bernardino	157			157			
	METAL FORMING & FABRICATION	Ontario	2,430			2,430			
	METRIC CONSTRUCTION CO, INC	Upland	232			232			
	METRON CORP	Fort Irwin	265	265					
	METRON CORP	Twentynine Palms	166		166				
	MICRO SYSTEMS INC	Cucamonga	101		101				
	MILEM J W & ASSOCIATES INC	Rancho Cucamonga	264						232
		Fort Irwin	189	189					
		George AFB	160			160			

PRIME CONTRACT AWARDS BY STATE, COUNTY, CONTRACTOR, AND PLACE
 FISCAL YEAR 1988 (OCT - SEP)
 California

COUNTY NAME/ CONTRACTOR NAME	LOCATION NAME	DOD TOTAL	ARMY	NAVY	AIR FORCE	DLA	OCE	ODA
San Bernardino	Twentynine Palms Mar	63	40	63				
MILITARY COMMUNITY 'OUTH MNST	Fort Irwin	40						
MIRALLES ASSOCIATES INC	Barstow	358		358				
MITCHELL PACIFIC CONSTRUCTORS	Twentynine Palms Mar	394		394				
MODULAR BUILDING SYSTEMS	San Bernardino	45		45				
MOFFATT & NICHOL ENGINEERS	Fort Irwin	84			84			
MOJAVE EQUIPMENT CO INC	Victorville	27						
MOJAVE EQUIPMENT CO INC	Rancho Cucamonga	30				30		
MONITOR DYNAMICS INC	George AFB	65			65			
MONTGOMERY J M CONSULT ENGRNS	George AFB	3,373	3,373					
MORTONS JANITORIAL SERVICE	Twentynine Palms	38		38				
MOTOROLA INC	George AFB	79			79			
MRCS INC	San Bernardino	41			41			
MURREY, J CONSTRUCTION INC	George AFB	416			416			
MURREY, J CONSTRUCTION INC	San Bernardino	143	143					
N B I INC	San Bernardino	58		58				
NATIONAL OFFICE WORLD INC	Twentynine Palms Mar	643	643					
NETWORK SOLUTIONS INC	San Bernardino	58						
NORDSKOG INDUSTRIES INC	San Bernardino	2,408			2,408			
NORTH CENTRAL CONTRACTORS INC	Redlands	66				66		
NU WEST SOLAR ENTERPRISES	George AFB	251			251			
OMSERV CORP	Twentynine Palms	47		47				
ONTARIO AIR PARTS INC	George AFB	31			31			
ORTEGA FERNANDO CONSTRUCTION	Fontana	197			197			
P W CONSTRUCTION	George AFB	138			138			
PAC-FAB FABRICATION INC	San Bernardino	111	111					
PAC-FAB FABRICATION INC	Cucamonga	307						
PACIFIC GENERAL INC	Rancho Cucamonga	2,003						
PACIFIC GLASS INC	Barstow MCLB	49		49				307
PAOLUCCIO PAOLUCCIO ASSOCIATES	George AFB	87			87			2,003
PAOLUCCIO WILLIS NAU ASSOC	Fort Irwin	39	39					
PARKIN ARCHITECTS ENGRS PLNNRS	Fort Irwin	272	272					
PEPSI-COLA BOTTLING CO	Twentynine Palms	63		63				
PERDOMO & SONS INC	San Bernardino	87			87			
PETROLANE INCORPORATED	George AFB	343			343			
PHILLIPS NATIONAL INC	Fort Irwin	42						
PLACEK, J A CONSTRUCTION CO	Barstow	95	42	95				
PLACEK, J A CONSTRUCTION CO	Barstow MCLB	1,046		1,046				
PNEUDRAULICS INC	Barstow	1,011		1,011				
PNEUDRAULICS INC	Cucamonga	77						
POMA DISTRIBUTING CO INC	Rancho Cucamonga	301			263			54
PRESSTEEL COMPANY	San Bernardino	54			39			
PRIME COMPUTER INC	Colton	211		172				
QUALITY AIR PRODUCTS INC	San Bernardino	42			42			
QUALITY TILE ROOFING INC	Upland	326		55				
R C R GENERAL CONTRACTORS	Ontario	55	55					
R C R GENERAL CONTRACTORS	Fort Irwin	63	63					
R C R GENERAL CONTRACTORS	Twentynine Palms Mar	2,124	2,124					

PRIME CONTRACT AWARDS BY STATE, COUNTY, CONTRACTOR, AND PLACE
 FISCAL YEAR 1988 (OCT - SEP)
 California

COUNTY NAME/ CONTRACTOR NAME	LOCATION NAME	(DOLLARS IN THOUSANDS)					DLA	OCE	ODA
		DOD TOTAL	ARMY	NAVY	AIR FORCE				
San Bernardino	Apple Valley	82			82				
RAD/COM PLASTICS	Barstow	199	199						
RAMAC SERVICES CORP	Twentynine Palms Mar	192		192					
RICK'S CHEMICAL TOILETS	Fort Irwin	39	39						
RICKARD METALS INC	Ontario	161		161					
RICO PLASTICS INC	Redlands	72			72				
RICWAY INC	Twentynine Palms	67		67					
ROBBINS W R	Twentynine Palms	146		146					
ROZENDAL ASSOCIATES	Cajon	32		32					
SAGE CONSTRUCTION CO INC	Twentynine Palms	37		37					
SALERNO/LIVINGSTON & PARTNERS	San Bernardino	68	68						
SAMMY'S FLOOR COVERING	George AFB	50			50				
SAN DIEGO DIAMOND INC	San Bernardino	73			73				
SAN LUIS BUTANE DISTRIBUTORS	Fort Irwin	1,161	1,161						
SAN VAL ENGINEERING INC	San Bernardino	83		83	874				
SANTIN GUYER INC	Twentynine Palms	29		29					
SAVIN CORPORATION	Barstow MCLB	66				66			
SEALTITE CORPORATION	Ontario	129	129						
SECO-DYN INC	Rancho Cucamonga	146		146					
SEDLAK MANAGEMENT CONSULTANTS	Barstow	153	153						
SEELYE STEVENSON VALUE KNECHT	George AFB	40		40					
SEPARATION EQUIPMENT COMPANY	Twentynine Palms Mar	42			42				
SEPTAR	George AFB	35			35				
SMITH MEL ELECTRIC INC	San Bernardino	81	81						
SMS DATA PRODUCTS GROUP INC	Fort Irwin	27		27					
SORBUS INC	Twentynine Palms Mar	2,027	2,027						
SOUTHERN CAL EDISON COMPANY	Fort Irwin	2,242			3,242				
SOUTHERN CAL EDISON COMPANY	George AFB	7,385			7,385				
SOUTHERN CAL EDISON COMPANY	San Bernardino	740			740				
SOUTHERN CAL GAS COMPANY	San Bernardino	1,315			1,315				
SOUTHWEST GAS CORPORATION	George AFB	80		80					
SPARVAN INC	Barstow	36		36					
SPDP CALICO ROCK MINING CO	Twentynine Palms Mar	48		48					
SPERRY CORPORATION	Chino	134			134				
STANDARD QUALITY INC	Twentynine Palms Mar	210		210					
STEVEN M MORGAN	Barstow	434		434					
STEVENS CONSTRUCTION INC	George AFB	943			943				
STEVENS CONSTRUCTION INC	Twentynine Palms	590		590					
STINE, JACK D	Twentynine Palms	5,683		5,683					
STONE, GARRY INC	San Bernardino	47			47				
STORAGE TECHNOLOGY CORPORATION	San Bernardino	135			135				
SUNMIT GRADING & PAVING INC	Ontario	159			159				
SUNKIST GROWERS INC	Fort Irwin	188	188						
SWANSON CONSTR CO, INC	Fort Irwin	26	26						
SYBRON CORPORATION	San Bernardino	2,297			2,297				
SYSTEMS & LOGISTICS CORP	San Bernardino	129			129				
SYSTEMS RES APPLICATIONS CORP	San Bernardino	159			159				

PRIME CONTRACT AWARDS BY STATE, COUNTY, CONTRACTOR, AND PLACE
 FISCAL YEAR 1988 (OCT - SEP)
 California

COUNTY NAME/ CONTRACTOR NAME		LOCATION NAME	DOD TOTAL	ARMY	NAVY	AIR FORCE	DLA	OCE	ODA
San Bernardino	T C B STEEL CO INC	Fontana	200				200		
	T G S TECHNOLOGY INC	San Bernardino	8,212			8,212			
	TALLEY CORPORATION	Newberry Springs	34				34		
	TBG INC	San Bernardino	101			101			
	TECHNICOLOR INC	San Bernardino	148			148			
	TEDDER HAMPTON ELECTRIC CO	San Bernardino	36			36			
	TELEDYNE INC	Ontario	87				87		
	TELEDYNE INC	Redlands	129				129		
	TELEDYNE INDUSTRIES INC	George AFB	113			113			
	TELEX COMPUTER PRODUCTS INC	Barstow MCLB	26	26					
	TELEX COMPUTER PRODUCTS INC	Twentynine Palms Mar	52	52					
	TETRA TECH INC	San Bernardino	9,907			9,907			
	THOMASVILLE FURNITURE INDS	George AFB	75			75			
	TOMS CERTIFIED WELDING & EQUI	Barstow	50	50					
	TRIAD POWER SYSTEMS	Twentynine Palms Mar	60	60					
	TRW INC	San Bernardino	204,833			204,833			
	TUCKER DAVE & ASSOCIATES INC	George AFB	39			39			
	TUCKER DAVE & ASSOCIATES INC	San Bernardino	244			244			
	TURNER DISPOSAL	George AFB	95			95			
	U S LYNX	Upland	34	34					
	UCCELL	San Bernardino	46			46			
	UNISYS CORPORATION	San Bernardino	161			161			
	UNITED PARTITION SYSTEMS INC	Ontario	1,020			1,020			
	UNIVERSITY OF SOUTHERN CALIF	San Bernardino	60	60					
	VAIDYA ABHAY MD PC	Yucca Valley	60				60		
	VALLEY FOODS	Fontana	173				173		
	VANHER CORPORATION	Barstow	430	430					
	VERAC INCORPORATED	George AFB	427			427			
	VICTOR VALLEY WASTE WATER	Oro Grande	47			47			
	VICTOR VALLEY WATER RECLAMTN	Oro Grande	41			41			
	VILLAGE HOMES	Fort Irwin	160	160					
	VINNELL CORPORATION	Barstow	122	122					
	VIRGINIA MANUFACTURING CO INC	George AFB	30			30			
	WADMAN CORP	Fort Irwin	1,165	1,165					
	WANG LABORATORIES INC	San Bernardino	173			173			
	WARD, BILL PNGIG & DECORATING	Twentynine Palms Mar	84		84				
	WEST COAST NETTING INC	Rancho Cucamonga	72		72				
	WEST COAST NETTING EQUIP CO	Fontana	35				35		
	WESTEC CONSTRUCTION CO	Barstow	1,812		1,812				
	WESTERN CONTINENTAL SERVICES	George AFB	433			433			
	WESTERN CONTINENTAL SERVICES	Twentynine Palms	813			813			
	WESTERN STATES CNSTR CO	Twentynine Palms	37		37				
	WHITMAN DISTRIBUTING COMPANY	George AFB	90				90		
	WING CONSTRUCTION CO	San Bernardino	125				125		
	WORLD ELECTRONICS INC	George AFB	45	45					
	XEROX CORPORATION	San Bernardino	147			147			
	YANCY Q EARL CPA PC	George AFB	27				27		

PRIME CONTRACT AWARDS BY STATE COUNTY, CONTRACTOR, AND PLACE
 FISCAL YEAR 1988 (OCT - SEP)
 California

COUNTY NAME/ CONTRACTOR NAME		LOCATION NAME	DOD TOTAL	ARMY	NAVY	AIR FORCE	DLA	OCE	ODA
(DOLLARS IN THOUSANDS)									
San Bernardino	YUCCA VALLEY MIRROR & GLASS	Twentynine Palms	112		112				
	ZIEGLER KIRVEN AND PARRISH INC	Twentynine Palms	90		90				
	TOTAL - San Bernardino		1,024,712	549,410	127,316	338,065	7,714	1,906	301
San Diego	A & E INDUSTRIES INC	National City	1,140		1,140				
	A & E INDUSTRIES INC	Naval	80		80				
	A & E INDUSTRIES INC	North Island NAS	3,383		3,383				
	A & E INDUSTRIES INC	San Diego	1,156		1,156				
	A B C CONSTRUCTION CO INC	Camp Pendleton	78		78				
	A C R INDUSTRIES INC	San Diego	151		151	91	60		
	A T I INDUSTRIES INC	Escondido	1,747		1,747	72	439		
	ABBOTT LABORATORIES	San Diego	54		54				
	ABELL G A INC DBA PRECIS	San Diego	124		124				
	ACCESS RESEARCH CORPORATION	San Diego	4,400		4,400				
	ADVANCE COMPLIANCE MANAGEMENT	Camp Pendleton	89		89		96		
	ADVANCE STORAGE PRODUCTS INC	San Diego	96		96				
	ADVANCE SURFACE TECHNOLOGY	San Diego	98		98				
	ADVANCED COMMUNICATIONS GROUP	Coronado	89		89				
	ADVANCED DIGITAL SYSTEM INC	San Diego	8,027	89	8,027				
	ADVANCED ELECTRO MAGNETICS	San Diego	89		89				
	ADVANCED TECHNOLOGY INC	Santee	40		40				
	ADVANCED TECHNOLOGY INC	Camp Pendleton	1,741		1,741	149			
	AEROMETALS INC	San Diego	149		149				
	AEROTECH COMPUTER	San Diego	98		98				
	AEROVIRONMENT INC	San Diego	66		66				
	AETECH INC	Camp Pendleton	243		243				
	AHNTech INC	Solana Beach	2,368		2,368				
	AHRENS CORPORATION	San Diego	200		200				
	AHRENS CORPORATION	Coronado	154-		154-				
	AIR SUPERIORITY ASSOCIATES	San Diego	409	409					
	AIR-EX AIR CONDITIONING INC	San Diego	50		50				
	ALCOA DEFENSE SYSTEMS INC	Camp Pendleton	6,274		6,274				
	ALLIED SIGNAL AEROSPACE CO	San Diego	2,408	66	1,637	2,556			
	ALLIED SIGNAL AEROSPACE CO	San Diego	83		83	705			
	ALLIED SIGNAL INC	San Marcos	7,110	7,021		83	89		
	ALLIED SIGNAL INC	San Diego	125		125				
	ALMGREN KOPTIONK INC CNSLT ENG	San Marcos	72		72				
	ALMO CORPORATION	Camp Pendleton	60		60				
	ALTURDYNE	Santee	46		46				
	ALUMINAIRE INC	San Diego	37		37				
	AMDAHL CORPORATION	Escondido	172		172				
	AMELCO CORPORATION	Camp Pendleton	372		372				
	AMER MARINE DECKING SYS INC	San Diego	65		65				
	AMERICAN BATHUB REFINISHERS	San Diego	89		89				
	AMERICAN BUILDING MAINT INDS	Camp Pendleton	512		512				
	AMERICAN CONTRACTORS	San Diego	44		44				

PRIME CONTRACT AWARDS BY STATE, COUNTY, CONTRACTOR, AND PLACE
 FISCAL YEAR 1988 (OCT - SEP)
 California

COUNTY NAME/ CONTRACTOR NAME		LOCATION NAME	DOD TOTAL	ARMY	NAVY	AIR FORCE	DLA	OCE	ODA
San Diego	AMERICAN DEFENSE SYSTEMS INC	San Diego	1,167		1,167				
	AMERICAN PARTITIONS INC	Camp Pendleton	28		28				
	AMERICAN PROCESSING CO INC	National City	33		33				
	AMERICAN PROCESSING CO INC	San Diego	460		460				
	AMERICAN SEATING COMPANY	San Diego	66		66				
	AMERICAN VITAMIN CO INC	Carlsbad	146			364	146		
	AMETEK INC	El Cajon	7,189			2,993-	171		
	AMEX SYSTEMS INC	Chula Vista	2,862-			113			
	AMEX SYSTEMS INC	San Diego	100						
	AMEX SYSTEMS INC	Vista	100						
	ANACOMP INC	El Cajon	245	188	57	84			
	ANALYSIS & TECHNOLOGY INC	San Diego	856		772				
	ANDATACO	San Diego	480		480				
	ANGELO H & COMPANY INC	San Diego	36		36				
	ANTARES GROUP INC	San Diego	520		520				
	ANTHEM ELECTRONICS INC	San Diego	462		462				
	APEC TECHNOLOGY INC	San Diego	108		108				
	APPLIED ELECTRO TECHNOLOGY	San Marcos	29-	29-					
	APPLIED ELECTRONICS TECHNOLOGY	San Diego	43				43		
	APPLIED ELECTRONICS TECHNOLOGY	San Diego	105		105				
	APPLIED MCRWAVE PLSMA CONCEPTS	El Cajon	98			98			
	APPLIED MCRWAVE PLSMA CONCEPTS	Carlsbad	38			38			
	APPLIED MCRWAVE PLSMA CONCEPTS	Encinitas	51			51			
	APPLIED MICRO CIRCUITS CORP	San Diego	30			30			
	APPLIED POLYMER TECHNOLOGY	Escondido	110			110			
	APPLIED RESEARCH CORPORATION	San Diego	266		266				
	APPLIED TCHNLOGY ASSOC INC DEL	San Diego	266		266				
	APTEC COMPUTER SYSTEMS INC	San Diego	50						
	AQUA RESOURCES INC	Naval Training Cente	247		247				
	AQUA RESOURCES INC	San Diego	127						
	ARCHITECTS VEITZER	San Diego	528						
	ARCON ELECTRIC LTD	San Diego	815						
	ARETE ASSOCIATES	San Diego	7,178						
	ARINC RESEARCH CORPORATION	San Diego	29			297			
	ARMORED TRANSPORT INC	San Diego	153						
	ARMORLITE INC	San Diego	64						
	ARROW SVCS DIV ARC SAN DIEGO	San Diego	58						
	ARROWHEAD DRINKING WATER CO	San Diego	12,086						
	ARTISTIC LANDSCAPE & ENGRG	Camp Pendleton	1,177						
	ASTRO CLEANING & PACKG CORP	Coronado Naval Amphi	113						
	ASTRO PAK	San Diego	166						
	ATE ASSOCIATES INC	San Diego	159						
	ATKINS CLAUDE E ENTERPRISES	Camp Pendleton	159						
	ATKINS CLAUDE E ENTERPRISES	San Diego	1,065						
	ATLANTIC RESEARCH CORPORATION	San Diego	56						
	AUDIO/VIDEO SUPPLY INC	San Diego	25						
	AUTOMATIC INTEGRATED SYSTEMS	San Diego	2,323-						
	AUTOMATED CNVOR SYSTEMS OF CAL	Camp Pendleton	44						

PRIME CONTRACT AWARDS BY STATE, COUNTY, CONTRACTOR, AND PLACE
 FISCAL YEAR 1988 (OCT - SEP)
 California

COUNTY NAME/ CONTRACTOR NAME		LOCATION NAME	DOD TOTAL	ARMY	NAVY	AIR FORCE	DLA	OCE	ODA
San Diego	AVEDON CORPORATION	Camp Pendleton	6						
	AVEDON CORPORATION	San Diego	327		327				
	AVIBANK MFG INC	Escondido	115				115		
	AZTEC T V & COMPUTER	Chula Vista	75						
	B & C MARINE STRUCTURAL RPS	San Diego	96		96				
	B-K DYNAMICS INC	San Diego	473		473				
	BAKER CONSULTANTS INC	Camp Pendleton	176		176				
	BALAN MARK & ASSOCIATES	San Diego	92		92				
	BALBOA DESIGN GROUP LTD	San Diego	500		500				
	BALDWIN-GREEN INC	San Diego	33		33				
	BALL CORPORATION	San Diego	2,170		2,170				
	BARBAN MASONRY	Camp Pendleton	165		165				
	BARBAN MASONRY	San Diego	358		358				
	BARBEE VALVE & SUPPLY INC	San Diego	32		32				
	BARTLE OILCOMPANY	San Diego	27		27				
	BARNES & SONS INCORPORATED	El Cajon	25		25				
	BARNES EARL INC	San Diego	357		357				
	BARNHART DOUGLAS E INC	San Diego	25-						
	BARNHART DOUGLAS E INC	Camp Pendleton	3,152		3,152				
	BARNHART DOUGLAS E INC	Imperial Beach	3,499		3,499				
	BARNHART DOUGLAS E INC	San Diego	27	27					
	BATTELLE MEMORIAL INSTITUTE	Solana Beach	146						
	BAXTER INTERNATIONAL INC	San Diego Naval Regi	146						
	BAY CITY MARINE INC	Chula Vista	2,909		2,909				
	BAY CITY MARINE INC	National City	335		335				
	BAY CITY MARINE INC	North Island NAS	2,562		2,562				
	BAY CITY MARINE INC	San Diego	7,212		7,212				
	BECKER PRICHETT STRL ENGINEERS	Camp Pendleton	717		717				
	BELL HOWELL CO	San Diego	99		99				
	BEMENT-DAINWOOD-STURGEON	Camp Pendleton	205		205				
	BENICIA CITY OF	San Diego	29		29				
	BENMOL CORPORATION	San Diego	110		110				
	BETA BUSINESS	San Diego	36		36				
	BIOMAGNETIC TECHNOLOGIES INC	San Diego	424		424				
	BIOSPHERICAL INSTRUMENTS INC	San Diego	383		383				
	BKM INC	San Diego	417	417		60			
	BLACK DIAMOND CONSTRUCTION	San Diego	31		31				
	BLAYLOCK-WILLIS & ASSOC	Camp Pendleton	86		86				
	BLAYLOCK-WILLIS & ASSOC	San Diego	470		470				
	BOC INC	San Marcos	36		36				
	BOLT BERANEK & NEWMAN INC	San Diego	764		764				
	BONADIMAN-MC CAIN INC	San Diego	1,359		1,359				
	BONAR JOSEPH V & ASSOC	Camp Pendleton	93-		93-				
	BOND ELECTRIC INC DBA BELL	San Diego	410		410				
	BOSTROM CORPORATION	San Diego	204		204				
	BOYLE ENGINEERING CORPORATION	Camp Pendleton	187		187				
	BOYLE ENGINEERING CORPORATION	San Diego	427		427			427	
	BRACCIA & ASSOCIATES	Camp Pendleton	40		40				

PRIME CONTRACT AWARDS BY STATE COUNTY, CONTRACTOR, AND PLACE
 FISCAL YEAR 1988 (OCT - SEP)
 California

COUNTY NAME/ CONTRACTOR NAME		LOCATION NAME	DOD TOTAL	ARMY	NAVY	AIR FORCE	DLA	OCE	ODA
(DOLLARS IN THOUSANDS)									
San Diego	BRADSHAW ENGINEERING CORP	San Diego	141		141				
	BRADY ACKERMAN ASSOCIATES	San Diego	73		73				
	BRADY SAND AND MATERIAL	Camp Pendleton	54		54				
	BRANTNER & ASSOCIATES INC	El Cajon	401		401				
	BREE INC	San Diego	36		36				
	BRIAN PAUL & ASSOCIATES INC	San Diego	32		32				
	BRIDGE COMMUNICATIONS INC	San Diego	39		39				
	BROADCAST MICROWAVE SERVICES	San Diego	180		180				
	BROOKS & PERKINS	Camp Pendleton	76		76				
	BROOKS & PERKINS	San Diego	49		49				
	BROWN ZAMMIT ENYEART ENGR	San Diego	129		129				
	BRUCE PAVING COMPANY INC	Camp Pendleton	132		132				
	BRUDER INDUSTRY	San Diego	34		34				
	BRUKIEWICZ DANIEL CONTRACTOR	Camp Pendleton	142		142				
	BRUNSWICK CORPORATION	San Diego	1,741		1,741				
	BRYANT GRINDER CORPORATION	San Diego	128		128				
	BURKE TECHNOLOGIES INC	San Diego	61		61				
	BURKETT ENGINEERS	Camp Pendleton	411		411				
	BUSS SLVERS HGHES ASSOCIATES	San Diego	31		31				
	C VANDERWERFF & SONS CONSTRU	San Diego	442		442				
	C & J ELECTRONICS INC	Spring Valley	280		280				
	C R L INC	San Diego	128		128				
	CABLE & COMPUTER TECHNOLOGY	San Diego	424		424				
	CACI INTERNATIONAL INC	San Diego	221	194	27				
	CALCOR CONSTRUCTION, INC	Camp Pendleton	117		117				
	CALFON CONSTRUCTION, INC	Coronado	129		129				
	CALIFORNIA STATE UNIV - CHICO	San Diego	2,589		2,589				
	CAMACHO PLUMBING	San Diego	439		439	100			
	CAMP DRESSER & MCKEE INC	Camp Pendleton	99		99				
	CAMPBELL H W & ASSOCIATES	Camp Pendleton	34		34				
	CAMPBELL H W & ASSOCIATES	Camp Pendleton	104		104				
	CAMPBELL INDUSTRIES	North Island NAS	304		304				
	CAMPBELL INDUSTRIES	San Diego	8,614		8,614				
	CANON USA INC	Camp Pendleton	38		38				
	CAREER GUIDANCE FOUNDATION	San Diego	300		300				
	CAROLINA CORPORATION INC (NOT	San Diego	1,944		1,944				
	CARPENTER RIGGING & SUPPLY CO	San Diego	62		62				
	CARTIER ENGINEERS INC	San Diego	26		26				
	CASA DE AMPARO	Camp Pendleton	206		206				
	CASCIO & SON INC	San Diego	79		79				
	CASDE CORPORATION	Camp Pendleton	880		880				
	CASH & ASSOCIATES ENGINEERS	San Diego	502		502				
	CASS EDWARD J & ASSOCIATES	San Diego	190		190				
	CATTLE INSTANT MAINTENANCE	Camp Pendleton	150		150				
	CATES CONSTRUCTION INC	Camp Pendleton	13,794		13,794				
	CATES CONSTRUCTION INC	San Diego	63		63				
	CDI TEMPORARY SERVICES INC	San Diego	26		26				

PRIME CONTRACT AWARDS BY STATE COUNTY, CONTRACTOR, AND PLACE
 FISCAL YEAR 1988 (OCT - SEP)
 California

COUNTY NAME/ CONTRACTOR NAME		LOCATION NAME	DOD TOTAL	ARMY	NAVY	AIR FORCE	DLA	OCE	ODA
San Diego	CONTROL DATA CORPORATION	Camp Pendleton	170		170				
	CONTROL DATA CORPORATION	San Diego	3,109		3,109				
	CONTROLS ENGINEERING MAINT	National City	35		35				
	CONWELL-MARSHALL & ASSOCIATES	San Diego	654		654				
	COOKINGHAM TOWING & SALVAGE CO	San Diego	140		140				
	CORRINGTON CONSTRUCTION CO	San Diego	899		899				
	COX CONSTRUCTION INC	Camp Pendleton	1,176		1,176				
	CPC INTERNATIONAL INC	Chula Vista	1,105		1,105				
	CPC INTERNATIONAL INC	National City	26		26				
	CROWN COMPONENTS CORP	El Cajon	267	216	806	51			
	CROWN MANAGEMENT SERVICES INC	Camp Pendleton	806		2,104				
	CUBIC COMMUNICATIONS INC	Oceanside	2,408		408				
	CUBIC COMMUNICATIONS INC	Oceanside-Escondido	62,408	6,963	25,565	30,275			
	CUBIC CORPORATION	San Diego	62,803		25,230				
	CURA CARE INC	San Diego	38				38		
	D & L SUPPLY	San Diego	90		90				
	D P ENTERPRISES INC	Imperial Beach	180		180				
	D P ENTERPRISES INC	San Diego	1,766		1,766				
	D3 TECHNOLOGIES	San Diego	1,213			130			
	DALFI INC	Encinitas	214	83	133	48			
	DATA CHECK CORPORATION	San Diego	161	33	161				
	DATA GENERAL CORPORATION	San Diego	165		165				
	DATA SWITCH CORPORATION	San Diego	6,300		6,300				
	DATAGRAPHIX INC	San Diego	878	44	450	336	48		
	DATAGRAPHIX INC	El Cajon	65		65				
	DATAPoint CORPORATION	San Diego	91		91				
	DATASAT COMPANY INC	San Diego	276		140	136			
	DATATAPE INCORPORATED	San Diego	736		146				
	DATRON SYSTEMS INC	Escondido	1,660	542	1,660				
	DE NARDE CONSTRUCTION COMPANY	Camp Pendleton	13,468		13,468				
	DE NARDI CORP	El Cajon	50		50				
	DECISION VISION INC	San Diego	484		281	203			
	DECOM SYSTEMS INC	San Marcos	109		109				
	DEMS/LEWIS AND PARTNERS	San Diego	53		53				
	DEAREY JOHN ALLEN MD	San Diego	166		166				
	DELAWIE/BRETTON/WILKES ASSC	San Diego	34	34					
	DELTA DATA SYSTEMS CORPORATION	Carlsbad	101		101				
	DEBERT WASTE SYSTEMS INC	San Diego	463		463				
	DESIGN DATA SYSTEM INC	San Diego	96		96				
	DESIGN ENGINEERING GROUP INC	Camp Pendleton	446		446				
	DI LEDCO ENTERPRISES	San Diego	73		73				
	DIGITAC INC	San Diego	1,018			1,018			
	DIGITAL DEVELOPMENT CORP	San Diego	123		123				
	DIGITAL EQUIPMENT CORPORATION	Camp Pendleton	55		55				
	DIGITAL EQUIPMENT CORPORATION	North Island NAS	3,789		3,789				
	DIGITAL EQUIPMENT CORPORATION	San Diego							48

(DOLLARS IN THOUSANDS)

PRIME CONTRACT AWARDS BY STATE COUNTY, CONTRACTOR, AND PLACE
 FISCAL YEAR 1988 (OCT - SEP)
 California

COUNTY NAME / CONTRACTOR NAME		LOCATION NAME	DOD TOTAL	ARMY	NAVY	AIR FORCE	DLA	OCE	ODA
(DOLLARS IN THOUSANDS)									
San Diego	DIGITAL WIZARDS INC	San Diego	1,030		1,030				
	DIGITAL WIZARDS INC	San Diego	350		350				
	DISCOUNT MACHINERY & EQUIPMENT	San Diego	40		40				
	DIVERSIFIED PRODUCTS & ENGRG	Fallbrook	123						
	DIVERSIFIED TECHNOLOGY & DEV	El Cajon	46		46				
	DIVERSIFIED TECHNOLOGY & DEV	San Diego	30		30				
	DIVERSIFIED WINDOW COVERINGS	San Diego	52			52			
	DIVING UNLIMITED INTERNATIONAL	San Diego	115						
	DIVIELINE LUMBER CO	San Diego	124		124				
	DMW CONSTRUCTION CORPORATIUN	San Diego	463		463				
	DOMINY CCIL ANDRSON-ARCHITECTS	Camp Pendleton	100		100				
	DOMINY CCIL ANDRSON-ARCHITECTS	San Diego	177		177				
	DOUGLAS N CHRISTIANSEN DDS	San Diego	33		33				
	DRAGON SERVICES INC	San Diego	152		152				
	DUGAZO INC	San Diego	102		102				
	DUO MEDIA CORP	Del Mar	53		53				
	DUO MEDIA CORP	San Diego	140		140				
	DUPPLICATE PARTS COMPANY INC	San Marcos	121						
	DUPONT AEROSPACE CO INC	San Diego	554						
	DYNABAC CORP	San Diego	70		70				
	DYNAIR ELECTRONICS INC	San Diego	53			53			
	DYNALEX INC	San Diego	10,681		10,681				
	DYNAMAC INTERNATIONAL INC	North Island NAS	67		67				
	DYNAMAC INTERNATIONAL INC	San Diego	435		435				
	DYNAMIC AMERICAN CO	San Diego	200		200				
	DYNAMIC INSTRUMENTS INC	San Diego	80		80				
	DYNAMICS RESEARCH CORPORATION	San Diego	81		81				
	DYNACORP	National City	248		248				
	DYNACORP	North Island NAS	27		27				
	DYNACORP	San Diego	4,768		4,768				
	E D L CONSTRUCTION INC	Camp Pendleton	59		59				
	E G & G INC	San Diego	187		187				
	E G & G INC	San Diego	28		28				159
	E H ENGINEERING DESIGN	San Diego	56	56					
	EASTMAN KODAK COMPANY	San Diego	1,564		1,564				
	EASTMAN KODAK COMPANY	Camp Pendleton	58		58				
	ECONOMICS TECHNOLOGY ASSOC	San Diego	911	300	472				139
	ECIRON CORPORATION	San Diego	1,434		1,434				
	EDUCATION & TRAINING PROGRAM	San Diego	200		200				
	EL - SHADDAI INC	San Diego	408		408				
	ELDYNE INC	Camp Pendleton	106		106				
	ELECTRO-TECHNOLOGY CORPORATION	San Diego	6,097		6,097				
	ELECTRONIC ASSOCIATES INC	San Diego	50		50				
	ELECTROSPACE SYSTEMS INC	Camp Pendleton	305		305				
	ELECTROWAVE	San Diego	597		597				
	ELGAR ELECTRONICS CORPORATION	San Diego	45		45				
	ELSCO INTERNATIONAL INC	San Diego	982	475	303				90
	ELSCO INTERNATIONAL INC	El Cajon	48		48				

PRIME CONTRACT AWARDS BY STATE, COUNTY, CONTRACTOR, AND PLACE
 FISCAL YEAR 1988 (OCT - SEP)
 California

COUNTY NAME/ CONTRACTOR NAME		LOCATION NAME	DOD TOTAL	ARMY	NAVY	AIR FORCE	DLA	OCE	ODA
(DOLLARS IN THOUSANDS)									
San Diego	EMERALD ISLE ELECTRIC	Camp Pendleton	197						
	EMERALD MAINTENANCE INC	Camp Pendleton	124						
	EMERSON ELECTRIC CO	Oceanside	73						
	ENDEAVOR ELECTRIC CO	San Diego	954	73					
	ENERDYNE TECHNOLOGIES INC	Santet	284						
	ENERGY COMPRESSION RESEARCH	Del Mar	1,589	50	1,347	142			50
	ENERGY ECONOMICS INC	San Diego	111						
	ENERGY SCIENCE LABORATORIES	San Diego	234	50		184			
	ENFIELD CONSTRUCTION INC	San Diego	40						
	ENGINEERING ALLIANCE CORP	Camp Pendleton	83						
	ENGINEERING ALLIANCE CORP	San Diego	193						
	ENGINEERING PARTNERS INC THE	Camp Pendleton	33						
	ENGINEERING PARTNERS INC THE	San Diego	68						
	ENGINEERING RESOURCES INC	San Diego	33-						
	ENGINEERING VISIONS INC	Chula Vista	2,692		2,692				
	ENGINEERING VISIONS INC	San Diego	144						
	ENTECH ENGINEERS INCORPORATED	San Diego	50	50					
	ESM INC	San Diego	872						
	EVALUATION RESEARCH CORP	San Diego	228						
	EXCELTECH DYNAMICS INC	Escondido	59-	59-					
	FALCON MICROSYSTEMS INC	San Diego	488						
	FALCON INC	San Diego	192						
	FEDERAL DATA CORPORATION	San Diego	488						
	FEDERAL PRODUCTS CORPORATION	San Diego	3,341		3,341				
	FEDERAL SERVICES INC	San Diego	55						
	FERRER ENGINEERING INC	Camp Pendleton	26						
	FIESTA LEASING COMPANY INC	San Diego	31						
	FIGGIE INTERNATIONAL INC	San Diego	43						
	FIRE TECH AUTOMATIC SPRINKLERS	San Diego	35						
	FIRE TECH AUTOMATIC SPRINKLERS	Camp Pendleton	155						
	FLAME SPRAY INC	San Diego	52						
	FLIGHT SUITS LTD	San Diego	160						
	FLIGHT TRAILS	El Cajon	53	53					
	FLOATING POINT SYSTEMS INC	Carlsbad	2,896			2,896			
	FLOOD RESTORATION SEEDING CO	San Diego	59						
	FLUID PHYSICS IND	Fallbrook	157						
	FMC CORPORATION	Encinitas	239						
	FORD AEROSPACE	San Diego	504						
	FOSHER/DREW/WATSON/FERGUSON	San Diego	481						
	FOSTER ENGINEERING INC	San Diego	635						
	FOSTER ENGINEERING INC	San Diego	29						
	FOURTH GENERATION TECHNOLOGY	Camp Pendleton	28						
	FOWBLE ROBERT H & ASSOC	San Diego	6,198			6,198			
	FOWLER-MULLIN ASSOCIATES	San Diego	26						
	FRANCAIS ENGINEERING CORP	San Diego	72						
	FRANCAIS ENGINEERING CORP	Camp Pendleton	180						
	FRANCAIS ENGINEERING CORP	San Diego	174						
	FRONTIER ENGINEERING INC	San Diego	1,225						

PRIME CONTRACT AWARDS BY STATE, COUNTY, CONTRACTOR, AND PLACE
 FISCAL YEAR 1988 (OCT - SEP)
 California

		(DOLLARS IN THOUSANDS)						
COUNTY NAME/ CONTRACTOR NAME	LOCATION NAME	DDO TOTAL	ARMY	NAVY	AIR FORCE	DLA	OCE	ODA
San Diego	San Diego	18						
FRYER-KNOWLES INC	Fscondido	122						
FSE INC	La Mesa	50						
FUZETRON INC	El Cajon	277						
G E T ENGINEERING CORPORATION	Camp Pendleton	91						
G M H ASSOCIATES/ARCHITECTS	San Diego Naval Trai	99						
G M H ASSOCIATES/ARCHITECTS	San Diego	19,902	5,482	1,289	12,775			356
GA TECHNOLOGIES INC	San Diego	301		301				
GAGE CONSTRUCTION CO	San Diego	2,109		2,109				
GALVAN ENTERPRISES INC	San Diego	129	129					
GAP INDUSTRIES	San Diego	129						
GARCIA LUIS E INC	Camp Pendleton	156						
GARJAK RESEARCH INC	San Diego	706						706
GAYLORD BUILDERS	San Diego	74						
GEM ENGINEERING INC	San Diego	182						
GENERAL DYNAMICS CORPORATION	San Diego	517,948	1,402	403,812	105,863	135		6,736
GENERAL ELECTRIC COMPANY	Naval	49				49		
GENERAL ELECTRIC COMPANY	San Diego	292						
GENERAL HOIST CORPORATION	San Diego	43						
GENERAL SERVICES ADMIN	San Diego	118						
GIANNINI PETRO MARINE	San Diego	51						
GIANT LIFT EQUIPMENT MFG CO	Camp Pendleton	35						
GOOD GUYS LANDSCAPING & MAINT	Camp Pendleton	200						
GOOD MELVIN ASSOD ENGINEERS	San Diego	228						
GORHAM CONSTRUCTION INCORPORA	Camp Pendleton	314						
GOULD INC	San Diego	561						
GOVERNMENT TECHNOLOGY SERVICES	Camp Pendleton	44						
GOVERNMENT TECHNOLOGY SERVICES	San Diego	95						95
GRACO CONSTRUCTION CORP	San Diego	234						
GRACO INC	San Diego	156						
GRAYBAR ELECTRIC COMPANY INC	San Diego	169						
GREEN INTERNATIONAL WEST INC	San Diego	1,229	1,229					
GRILLIAS, PIRC, ROSIER, ALVES	Oceanside	244						
GRUMMAN AEROSPACE CORPORATION	Camp Pendleton	2,582						
GTE GOVERNMENT SYSTEMS INC	San Diego	46						
HAAS R D & SONS	San Diego	162						
HACIENDA HOTEL BEST WESTERN	San Diego	89						
HAJNAL L H & ASSOCIATES	San Diego	664						
HALL CONNIE COMPANY	San Diego	54						
HAMILTON ENTERPRISES INC	Camp Pendleton	1,805						
HAMMER DAVID C DDS	San Diego	42						
HANKINS CORPORATION	San Diego	181						
HANSON INDUSTRIAL PRODUCTS	Oceanside	2,875-	2,581-	218-		77-		
HARDING ASSOCIATES INC	San Diego	1,033						
HARGIS & ASSOCIATES INC	San Diego	324					324	
HARRIS CORPORATION	San Diego	187	167					
HARTFORD ELECTRICAL CONSTR	San Diego	161						
HARVEST FOOD SALES	San Diego	26						

PRIME CONTRACT AWARDS BY STATE, COUNTY, CONTRACTOR, AND PLACE
 FISCAL YEAR 1988 (OCT - SEP)
 California

COUNTY NAME/ CONTRACTOR NAME	LOCATION NAME	DOD TOTAL	ARMY	NAVY	AIR FORCE	DLA	OCE	ODA
San Diego	HAVER SOUTHWEST	32		32				
	HAWTHORNE MACHINERY CO	106				106		
	HECHT-NIELSEN NEUROCOMPUTER	218	218					
	HEFFLER COMPANY INC	38		38				
	HELIXON FOUNDATION THE	181		181				
	HELIX ELECTRIC INC	3,842		3,842				
	HELLE ENGINEERING, INC	71		71				
	HERSHEY BUSINESS PRODUCTS	182		182				
	HEWLETT PACKARD	295		295				
	HEWLETT-PACKARD COMPANY	2,224		2,224				
	HI-Z TECH INC	190			190			
	HILL FRANK ASSOCIATES INC	451		451				
	HILL FRANK ASSOCIATES INC	66				66		
	HIRSCH & COMPANY	222		222				
	HNC INC	254		254				
	HOLLANDIA DAIRY	605		605				
	HOLSUM BKG CO OF CALIFORNIA	454		454				
	HONEYWELL INC	5,913		5,913				
	HONEYWELL INC	125		125				
	HOPE CONSULTING GROUP	33		33				
	HOPE CONSULTING GROUP	180		180				
	HORIZONS TECHNOLOGY INC	22,134	19,186	279	950			1,719
	HOUSTON INTERNATIONAL	419		419				
	HUBBARD L R CONSTRUCTION CO	151		151				
	HUBBS PAUL CONSTRUCTION CO	78		78				
	HUD MAC MARINE SERVICES INC	337		337				
	HUGHES AIRCRAFT COMPANY	17,193	11,276	2,042	3,017	858		
	HUGHES AIRCRAFT COMPANY	777		777				
	HUMPHREY INC	452	353	99			948	
	HUSKY CONSTRUCTION CO INC	948						
	HUST BROS INC	614						
	HY-SCAN CORPORATION INC	53		53				
	HYBRITECH INCORPORATED	71	71					
	HYDRO PRODUCTS INC	425		425				
	HYPROTECH INC	260		260				
	HYSpan PRECISION PRODUCTS INC	31			31			
	I D P INC	38	38					
	I F B CORPORATION	29						
	I R T CORPORATION	3,126	2,200	50	637	29		239
	I T S CORP	460		399	61			
	I W G CORP	55		55				
	IBIS CORPORATION	137		137				
	IBIS CORPORATION	2,000		2,000				
	IMED CORPORATION	1,040	1,014		26			
	IMPULSE ENTERPRISE	93		93				
	INDEPENDENT SPECIAL INSPECTIO	389		389				
	INDUSTRIAL COMPUTER SOURCES	261		261				

PRIME CONTRACT AWARDS BY STATE, COUNTY, CONTRACTOR, AND PLACE
 FISCAL YEAR 1988 (OCT - SEP)
 California

COUNTY NAME/ CONTRACTOR NAME		LOCATION NAME	DOD TOTAL	ARMY	NAVY	DLA	OCE	ODA
(DOLLARS IN THOUSANDS)								
San Diego	INDUSTRIAL DATA LINK CORP	San Diego	3,491		227			
	INDUSTRIAL INDEMNITY COMPANY	Camp Pendleton	496		496			
	INFORMATION BUILDERS INC	San Diego	32		32			
	INFORMATION ENGINEERING SYSTEM	San Diego	138		138			
	INFORMATION SPECTRUM I IC	San Diego	26		26			
	INNOVATIVE DATA TECHNOLOGY	San Diego	36		36			
	INSTRUCTIONAL SCIENCE & DEV	San Diego	846		846			
	INSTRUMENT CONTROL SERVICE	San Diego	785		785			
	INSTRUMENTATION SYSTEMS INC	San Diego	37		37			
	INSTRUMENTS, INC	San Diego	262		262			
	INTEGRATED SOFTWARE SYSTEMS	San Diego	77		77			
	INTEGRATED SYSTEMS ANALYSTS	San Diego	3,936		3,936			
	INTEGRATED SYSTEMS ANALYSTS	Chula Vista	3,820		3,820			
	INTERGY INC	San Diego	129		129			
	INTERLEAF INC	San Diego	210		210			
	INTERNATIONAL BUS MCHS CORP	Camp Pendleton	927		927			
	INTERNATIONAL BUS MCHS CORP	San Diego	420		420			
	INTERNATIONAL CONSULTING ENGRNS	Camp Pendleton	314		314			
	INTERNATIONAL CT ENTERPRISES	Camp Pendleton	73		73			
	INTERNATIONAL CUSTOM ENT INC	Camp Pendleton	148	148				
	INTERNATIONAL MICROWAVE SYS	Escondido	93	93				
	INTERNATL MICROWAVE SYS CORP	Escondido	93					
	INTEROCEAN SYSTEMS INC	San Diego	1,375		1,375			
	INTERSYSTEMS CORPORATION	San Diego	33		33			
	INWAY CONSTRUCTION	San Diego	87		87			
	ISSCO	San Diego	396		396			
	ITT CORPORATION	San Diego	26		26			
	IWAC CORPORATION	San Diego	225		225			
	IWA ENGINEERS INC	San Diego	783		783			
	J C M INDUSTRIES INC	Camp Pendleton	44	185	44			
	J C MECHANICAL	Camp Pendleton	180		180			
	J W K INTERNATIONAL CORP	San Diego	110		110			
	J W P COMMUNICATIONS MFG CO	San Diego	849		849			
	JADEN ELECTRONICS CORP	San Diego	229		229			
	JAMAR TECH INC	San Diego	254		254			
	JASON ASSOCIATES CORP	San Diego	50		50			
	JAYCOR	Del Mar	914		914			
	JENKIN ROBERT A ELECTRIC INC	San Diego	12,160	2,422	703			7,879
	JNS NURSING SERVICES	San Diego	702		702			
	JOHN BERNARD INDUSTRIES	San Diego	436		436			
	JORDAN W B INC	Rancho Santa Fe	89	89	87			
	JORDAN W B INC	Camp Pendleton	87		87			
	KAB LABORATORIES, INC	San Diego	117		117			
	KAISER AEROSPACE & ELEC CORP	San Diego	50	50				
	KAISER AEROSPACE & ELEC CORP	Camp Pendleton	90		90			
	KAISER AEROSPACE & ELEC CORP	Carlsbad	51	51				

PRIME CONTRACT AWARDS BY STATE, COUNTY, CONTRACTOR, AND PLACE
 FISCAL YEAR 1988 (OCT - SEP)
 California

COUNTY NAME/ CONTRACTOR NAME		LOCATION NAME	DOD TOTAL	ARMY	NAVY	AIR FORCE	DLA	OCE	ODA
San Diego	KAMAK RESEARCH CORPORATION	San Diego	50		50				
	KANRAD ENGINEERING	San Diego	278		278				
	KASS MANAGEMENT SERVICES INC	San Diego	616		616				
	KAWASAKI THEILACKER AND ASSOC	Camp Pendleton	31		31				
	KAY & ASSOCIATES INC	North Island NAS	134		134				
	KAY & ASSOCIATES INC	San Diego	76		76				
	KENISTON & MOSHER PARTNERS INC	Camp Pendleton	64		64				
	KENISTON & MOSHER PARTNERS INC	San Diego	286		286				
	KENTRON INTERNATIONAL	San Diego	1,688		1,688				
	KEPLERS RESTAURANT HOTEL EQUI	Camp Pendleton	119		119				
	KERR GERALD NEIL DDS	San Diego	30		30				
	KERTZMAN CONTRACTING INC	North Island NAS	2,543		2,543				
	KERTZMAN CONTRACTING INC	San Diego	26		26				
	KEITENBURG MARINE CORPORATION	San Diego	2,411		2,411				
	KEVEX CORPORATION	San Diego	87		87				
	KILGALLON CONSTRUCTION CO	Camp Pendleton	4,229		4,229				
	KILGALLON CONSTRUCTION CO	San Diego	377		377				
	KILLION INDUSTRIES INC	San Marcos	88		88				
	KING-BENIOFF-STEINMANN-KING	Camp Pendleton	210		210				
	KLN STEEL PRODUCT CO	Escondido	31		31				
	KNAUER KAREN GENERAL CONTR	Camp Pendleton	92		92				
	KONICA BUSINESS MACHINES USA	Camp Pendleton	146		146				
	KROMMHOEK MCKEOWN ASSOCIATES	Camp Pendleton	439		439				
	KT AEROFAB INC	El Cajon	698		698				
	KURZWEIL COMPUTER PRODUCTS	San Diego	26		26				
	KVAAS CONSTRUCTION COMPANY.	Coronado	61		61				
	KVAAS CONSTRUCTION COMPANY.	San Diego	136		136				
	L & MARINE INC	San Diego	94	94					
	L H HAJNAL & ASSOCIATES	San Diego	132		132				
	LA JOLLA INSTITUTE	San Diego	388		388				
	LA QUINTA ROOFING	San Diego	38		38				
	LAGUNA RESEARCH LABS	Fallbrook	525	525					
	LANDSCAPE IRRIGATION SPECIALISTS	San Diego	167		167				
	LANGLEY CORPORATION	San Diego	26		26				
	LANTHIER ROBERT J CO INC	Camp Pendleton	7,763		7,763			26	
	LARGIN & ASSOC	Bonita	93		93				
	LARSEN W DANIEL	San Diego	70		70				
	LASER POWER CORP	San Diego	138		138				
	LASER SYSTEMS & RSCH CORP	Escondido	483		483				89
	LEACH CORPORATION	Vista	30		30				
	LEE & RO CONSULTING ENGINEERS	San Diego	139		139				
	LEIDENFROST-HOROWITZ & ASSOC	San Diego	29		29				
	LEVCO SALES	San Diego	366		366				
	LIBBY JAMES R & ASSOCIATES	San Diego	530		530				
	LIBERTY CONSTRUCTION INC	Camp Pendleton	89		89				
	LIBERTY CONSTRUCTION INC	San Diego	69		69				
	LIEBHARDT WESTON & ASSOCIATES	San Diego							

PRIME CONTRACT AWARDS BY STATE COUNTY, CONTRACTOR, AND PLACE
 FISCAL YEAR 1988 (OCT - SEP)
 California

COUNTY NAME/ CONTRACTOR NAME		LOCATION NAME	DOD TOTAL	ARMY	NAVY	AIR FORCE	DLA	OCE	ODA
San Diego	LIGHT AGE INC	El Cajon	1,341			1,341			
	LIGHTNING FENCE CO	San Diego	156		156				
	LITTON INDUSTRIES INC	San Diego	1,157		687		400		
	LOCKHEED MISSILES & SPACE CO	San Diego	7,354	70	6,768				
	LOGICOM INC	San Diego	79		530				
	LOGICAL SOLUTIONS CO INC	San Diego	34,022		21,202	12,820			
	LOGICON INC	San Diego	5,786	921	3,712	1,095	58		
	LORAL CONIC	San Diego	1,024	207	817				
	LORAL CORPORATION	Camp Pendleton	45		45				
	LUKE-DUDEK CIVIL ENGINEERS	San Diego	184-	184-					
	LUNAR INDUSTRIES INC	Del Mar	30		30				
	LUTRONIX INC	San Diego	116		116				
	LYNCH MACHINERY COMPANY INC	San Diego	28		28				
	M Z P INC	Oceanside	160						
	M-U INCORPORATED	San Diego	44,260	10,674	427	32,929	160	272	230
	M/A COM LINKABIT INC	San Diego	38			38			
	M/A-COM INC	San Diego	272						
	MAECON INC	Oceanside	34				34		
	MAGNASYNC/MOVIOLA CORPORATION	National City	140		140				
	MANAGEMENT SCENES APPLICATIONS	San Diego	477		477				
	MANFRED FRAND	Camp Pendleton	511-		511-				
	MANSON CNSTR & ENGRG CO	San Diego	326		326				
	MANTECH INTERNATIONAL CORP	Coronado	95-		95-				
	MARATHON CONSTRUCTION CORP	San Diego	11,557		11,557				
	MARATHON ENTERPRISES	San Diego	1,034		1,034				
	MARCO CRANE & RIGGING	San Diego	90		90				
	MARINCO COMPUTER PRODUCTS	San Diego	40		40				
	MARINE & REST FABRICATORS	San Diego	413		413				
	MARINE EQUIPMENT SERVICE	San Diego	53		53				
	MARINE STRUCTURES INC	San Diego	40		40				126
	MARQUETTE ELECTRONICS INC	Spring Valley	40		40				
	MARTIN & SAUNDERS INC	San Diego Naval Regi	126						
	MARTIN MARIETTA CORPORATION	San Diego	95		95				
	MARTIN MARIETTA CORPORATION	San Diego	758		758				
	MASSACHUSETTS COMPUTER CORP	San Diego	26		26				
	MATERIALS INNOVATION LABS	San Diego Naval Trai	72		72				
	MATISON BEAUDIN ENGINEERING I	San Diego	150			150			
	MAXIMA CORPORATION	San Diego	32		32				
	MAXWELL LABORATORIES INC	San Diego	921		921				
	MAYTAG AIRCRAFT CORPORATION	San Diego	32,409	3,512	1,287	1,833	2,282		25,777
	MC CULLOCH ARCHITECTS	North Island NAS	2,282						
	MC GRAY JAMES ASSOCIATES INC	Camp Pendleton	191		191				
	MC KEE ROBERT E INC	San Diego	165		165				
	MC LAUGHLIN RESEARCH CORP	San Diego	185		185				
	MC MULLAN ROBERT & SON INC	San Diego	1,492		1,492				
	MC MULLAN ROBERT & SON INC	Camp Pendleton	40		40				
	MC MULLAN ROBERT & SON INC	Coronado	374		374				

PRIME CONTRACT AWARDS BY STATE, COUNTY, CONTRACTOR, AND PLACE
FISCAL YEAR 1988 (OCT - SEP)
California

COUNTY NAME/ CONTRACTOR NAME		LOCATION NAME	DOD TOTAL	ARMY	NAVY	AIR FORCE	DLA	OCE	ODA
(DOLLARS IN THOUSANDS)									
San Diego	MC MULLAN ROBERT & SON INC	San Diego	159						
	MCANDREWS, RICHARD J	Camp Pendleton	206						
	MCCAIN CONSTRUCTION CO	San Diego	309						
	MCCALLA BROTHERS	Camp Pendleton	84						
	MCMAHON ENGINEERING SERVICE	San Diego	29						
	MDS ENGINEERING, INC	Coronado	94						
	MDS ENGINEERING, INC	San Diego	71						
	MECHANICAL MASTERS INC	Coronado	31						
	MECHANICAL MASTERS INC	San Diego	106						
	MEDI-SCAN	Camp Pendleton	35						
	MEDICAL RECRUITERS OF AMERICA	San Diego	457						
	MEEK PLUMBING	San Diego	32						
	MEGATEK CORP	Escondido	193						
	MELE & NICOLOFF ARCHITECTS	San Diego	72			121			
	MELLE/AMANTEA CO	Camp Pendleton	574						
	MELLE/AMANTEA CO	Camp Pendleton	476						
	MEMOREX CORPORATION	San Diego	92						
	MENTAL HEALTH SYSTEMS	Camp Pendleton	10						
	MERDAN GROUP	San Diego	1,161						
	MERRETT JAMES E CONSTRUCTION	San Diego	2,382	2,382					
	MESA CAPITAL COMPANY CAL	San Diego	214			118			
	MESA MICROWAVE, INC	San Diego	118						
	MICRO MODE PRODUCTS INC	San Diego	524						
	MICROWAVE SOLUTIONS INC	San Diego	50						
	MICROWAVE SPECIALTY CORP	El Cajon	80			46			
	MICROWAVE SPECIALTY CORP	National City	46						
	MID EAST SERVICES INC	San Diego	403						
	MIEITHE JOHN C MD APC	San Marcos	292						
	MIGHETTO GOLDEN ASSOCIATES	San Diego	41						
	MIKRON INSTRUMENTS	Oceanside	132						
	MIL PAC CO	Camp Pendleton	25						
	MILCOM SYSTEMS CORPORATION	San Diego	62						
	MILCOM SYSTEMS CORPORATION	San Diego	306						
	MILITARY SERVICE INC GEORGIA	San Diego	861						
	MILITARY SERVICE INC GEORGIA	San Diego	1,617						
	MISSION GORGE RANGE CORP	Camp Pendleton	206						
	MITCHELL MANUALS INC	San Diego	50	50					
	MITECH INC	San Diego	71						71
	MODULAR BUILDING SYSTEMS	Camp Pendleton	54						
	MONTHEI MECHANICAL INC	San Diego	858	858					
	MOORE ENGINEERING	Camp Pendleton	153						
	MOORES CAFETERIA SERVICE	Camp Pendleton	2,267						
	MOORES SPRING CO INC	San Diego	142						
	MOORES SPRING CO INC	Spring Valley	188						
	MORAN T R CO INC	San Diego	212						
	MORTENSON M A COMPANY	Fallbrook	59						
		San Diego	15,014		15,014				

PRIME CONTRACT AWARDS BY STATE, COUNTY, CONTRACTOR, AND PLACE
 FISCAL YEAR 1988 (OCT - SEP)
 California

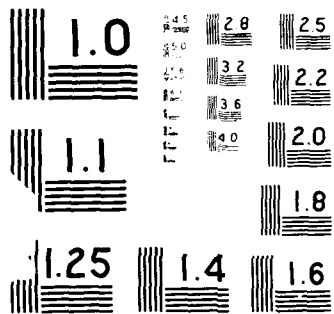
COUNTY NAME/ CONTRACTOR NAME		LOCATION NAME	DOD TOTAL	ARMY	NAVY	AIR FORCE	DLA	OCE	ODA
San Diego	OCEAN ENTERPRISE LTD	San Diego	29		29				
	OCEAN HABITABILITY INC	San Diego	153		153				
	OCEAN REPAIR SERVICES INC	San Diego	39		39				
	OCEAN TECHNOLOGY INC	San Diego	67		67				
	OFFSHORE TECHNOLOGY CORP	Escondido	25		25				
	OLD DOMINION SECURITY INC	San Diego	867		867				
	OMEGA ELECTRONICS	San Diego	197		98	99			
	OMEGA METALS INC	El Cajon	60		60				
	OMNI ANALYSIS INC	National City	88-				88-		
	OPTICAL INSTRUMENTS CORP	San Diego	355		355				
	OPTIGRAPHICS CORP	Vista	25		25				
	OREMEN ASSOC	San Diego	660		660				
	ORINCON CORPORATION	San Diego	104		104				
	ORINCON COMPUTER SYSTEMS INC	San Diego	3,321		3,321				
	PAC ORD	San Diego	98		98				
	PACIFIC ADVANCED ENGINEERING	National City	406		406				
	PACIFIC COAST CONTRACTING INC	San Diego	121	29	92				
	PACIFIC COAST UTILITIES SV	San Diego	100		100				
	PACIFIC MARINE PROPELLERS INC	Camp Pendleton	162		162				
	PACIFIC RECORDERS & ENGRG	San Diego	87		87				
	PACIFIC SHIP REPAIR & FABRCTN	Carlsbad	46	46					
	PACIFIC SHIP REPAIR & FABRCTN	North Island NAS							
	PACIFIC SHIP REPAIR & FABRCTN	San Diego	5,286		5,286				
	PACIFIC SOUTHWEST BIOLOGICAL	San Diego	3,428		3,428				
	PACIFIC TECHNOLOGIES INC	Camp Pendleton	39		39				
	PACIFIC TOWBOAT & SALVAGE CO	San Diego	101		101				
	PACIFIC TRINETICS INC	San Diego	148		148				
	PACIFICA SERVICES INC	San Marcos	42		42				
	PACIFICA TECHNOLOGY	San Diego	1,673		1,673				
	PACIFICA TECHNOLOGY	Del Mar	998						998
	PACMAR INC	San Diego	898						898
	PACMAR INC	Chula Vista	48		48				
	PALOMAR GRADING & PAVING INC	San Diego	74		74				
	PALOMAR GRADING & PAVING INC	Camp Pendleton	56-		56-				
	PALOMAR GRADING & PAVING INC	Fallbrook	591		591				
	PALOMAR TECH INTL INC	San Diego	182		182				
	PAOLUCCIO WILLIS NAU ASSOC	Carlsbad	98			98			
	PARAGON CORPORATION	San Diego	61-		61-				
	PARAGON CORPORATION	Fallbrook	40		40				
	PARAGON DESIGN COMPANY INC	San Diego	84		84				
	PARISOLI ROBER	San Diego	99		99				
	PARKIN ARCHITECS ENGRS PLNMRs	San Diego	79		79				
	PARSLEY CONSULTING ENGINEERS	Camp Pendleton	40		40				
	PDG PRECISION INC	San Diego	189		189				
	PEKAREK INC	Chula Vista	34		34				
	PELAGOS CORP	San Diego	172		172				
	PENICK T B & SONS INC	San Diego	181		181				
		San Diego	90						

PRIME CONTRACT AWARDS BY STATE COUNTY, CONTRACTOR, AND PLACE
 FISCAL YEAR 1988 (OCT - SEP)
 California

COUNTY NAME/ CONTRACTOR NAME		LOCATION NAME	DOD TOTAL	ARMY	NAVY	AIR FORCE	DLA	OCE	ODA
San Diego	PENTA SYSTEMS INTERNATIONAL	Camp Pendleton	42						
	PERIPHERAL SERVICE PRODUCT	Carlsbad	34						
	PERSON-SYSTEM INTEGRATION LTD	North Island NAS	1,449						
	PERSON-SYSTEM INTEGRATION LTD	San Diego	711		1,449				
	PERSONAL COMPUTER PRODUCTS	San Diego	58		711	58			
	PET INC	Chula Vista	44			44			
	PETERSEN ARCHITECTURAL GROUP	Camp Pendleton	64		64				
	PETERSEN ARCHITECTURAL GROUP	San Diego	20		20				
	PETERSON-KRUSE INC	San Marcos	52	52					
	PHARMACIA INC	San Diego	47	47					
	PHELAN COMPUTING INC	San Diego	43						
	PHILO H M	San Diego	156		156				
	PHILO H M & RITA R	San Diego	239		239				
	PHONIX SYSTEMS & TECHNOLOGIE	San Diego	32		32				
	PHOTON RESEARCH ASSOCIATES	San Diego	2,147		1,150	997			
	PHYSICAL DYNAMICS INC	San Diego	216		165	51			
	PICKER INTERNATIONAL INC	San Diego	34		34				
	PICKER INTERNATIONAL INC	Camp Pendleton NRMCM	132		132				
	PIRDY JAMES LAWSON	San Diego	44		44				
	PITNEY BOWES INC	San Diego	5,135		5,135				
	PLANNING RESEARCH CORPORATION	San Diego	2,250		467	1,783			
	PLATT ARCHITECTS INC	San Diego	166		166				
	PLESSEY INCORPORATED	Chula Vista	3,306		3,306				
	PLESSEY INCORPORATED	Carlsbad	2,049		1,903	40			
	PLESSEY PERIPHERAL SYSTEMS	San Diego	74		74				
	POWER CONVERSION SYSTEMS	San Diego	58	58					
	PRACTICON ASSOCIATES	Oceanside	36						
	PRC GURALNICK INC	San Diego	521		521				
	PRESSURE SYSTEMS INC	Chula Vista	28		28				
	PREVENTIVE HEALTH PROGRAM INC	Oceanside	96		96				
	PREVENTIVE HEALTH PROGRAM INC	San Diego	113		113				
	PROBE MASTER INC	San Diego	57					57	
	PROFESSIONAL RESTORATION SVS	San Diego	75		75				
	PROFESSIONAL SERVICE INDUSTRS	San Diego	613		613				
	PROFESSIONAL WASTE SYSTEMS IN	San Diego	672		672				
	PULLMAN-SAN DIEGO LAUNDRY	Camp Pendleton	350		350				
	PURITAN-BENNETT CORPORATION	San Diego	104		38				
	PURVIS SYSTEMS INCORPORATED	Carlsbad	2,619		2,619	66			
	QBL CONSTRUCTION INC	San Diego	435						
	QUALCOMM INC	San Diego	612						
	QUANTIC INDUSTRIES INC	San Diego	986	95	483	612			
	QUANTUM DESIGN INC	San Diego	417		417	408			
	QUINTEC INDUSTRIES	San Diego	34		34				
	R L F INC	San Diego	300		300				
	R L F INC	Camp Pendleton	269		269				
	R M I INC	National City	661		661				
	R M I INC ADVANCED MARINE	San Diego	3,483		3,483				
	RADIAN CORPORATION	San Diego							435

PRIME CONTRACT AWARDS BY STATE, COUNTY, CONTRACTOR, AND PLACE
FISCAL YEAR 1988 (OCT - SEP)
California

COUNTY NAME/ CONTRACTOR NAME	LOCATION NAME	DOD TOTAL	ARMY	NAVY	AIR FORCE	DLA	OCE	ODA
San Diego	RADOS STEVE P. INC	99		2,623				99
	RAIL COMPANY	2,623		227				
	RAM ENTERPRISES	1,422		60		1,362		
	RANDALL/LAMB/ASSOCIATES	28		28				
	RAYTHEON COMPANY	836		836				
	RAYTHEON SERVICE COMPANY	2,303		2,303				
	RCA CORPORATION	143		143				
	RECON OPTICAL INC	508		97	411			
	REGIONAL ECONOMIC RESEARCH	31		31				
	RELATIONAL TECHNOLOGY INC	69		69				
	RELIANCE STEEL & ALUMINUM CO	48		48				
	REPUBLIC HEALTH CORPORATION	652		652				
	RESEARCH ANALYSIS CORP	116		116				
	RESOURCE CONSULTANTS INC	264		264				
	RHINE AIR INC	482		482				
	RIHA CONSTRUCTION CO	176		176		482		
	RITE-HITE CORP	111		111				
	ROA INC	44		44				
	ROESLING-NAKAMURA&PARTNER	466		466				
	ROH INC	1,925		1,925				
	ROHR INDUSTRIES INC	84,129		5,311	78,314	504		63
	ROWE DEINES INSTRUMENTS INC	371		308				
	RTE CORPORATION	38		38				
	RTE DELTEC FORP/SJ1 CORP	36		36				
	RYDER TRUCK RENTAL INC	91		91				
SAN DIEGO	SACHSE ENGINEERING ASSOCIATES	728		728				
	SACRAMENTO WEED	180		180				
	SADDLEBACK ROOFING INC	408		408				
	SAFECO INSURANCE COMPANY AMER	108		108				
	SALERNO/LIVINGSTON & PARTNERS	49-		49-				
	SALK INST FOR BIOLOGICAL STUDIES	343		343				
	SALS CARPET LINOLEUM AND WLPB	557	557					
	SAMS ELECTRONIC ASSEMBLY INC	107		107				
	SAMS ELECTRONIC ASSEMBLY INC	564		564				
	SAMS ELECTRONIC ASSEMBLY INC	76			76			
	SAN DEGO CMNTY CLEGE DISTRICT	13,755		13,755				
	SAN DIEGO AIRCRAFT ENGRG	548		548				
	SAN DIEGO BEHAVIOR RESEARCH	86		86				
	SAN DIEGO DIAMOND INC	445		445				
	SAN DIEGO DIAMOND INC	1,463		1,463				
	SAN DIEGO DIVERSIFIED	653		653				
	SAN DIEGO ELEVATORS INC	25		25				
	SAN DIEGO ELEVATORS INC	408	408					
	SAN DIEGO HELICOPTER SERVICE	44		44				
	SAN DIEGO PRECAST CONCRETE INC	444		444				
	SAN DIEGO SEMICONDUCTORS INC	58		58				
	SAN DIEGO TECHNICAL BOOKS	125		125				



PRIME CONTRACT AWARDS BY STATE, COUNTY, CONTRACTOR, AND PLACE
 FISCAL YEAR 1988 (OCT - SEP)
 California

COUNTY NAME/ CONTRACTOR NAME	LOCATION NAME	DOD TOTAL	ARMY	NAVY	(DOLLARS IN THOUSANDS)			ODA
					AIR FORCE	DLA	OCE	
San Diego	National City	120				120		
SAN DIEGO WOOD PRESERVING CO	San Diego	129		129				
SANCHEZ & SON PAINTING INC	San Diego	81-						
SANDERS ASSOCIATES INC	San Diego	56		56				
SANGER MEDICAL CORP	San Diego	50		50				
SANTA FE ENGINEERS INC	San Diego	58		58				
SANTIN GUYER INC	Carlsbad	650			291	359		
SARGENT INDUSTRIES INC	Camp Pendleton	156		156				
SATURN ELECTRIC INC	San Diego	243		243				
SATURN ELECTRIC INC	Camp Pendleton	147		147				
SAUNDERS GEORGE R ASSOCIATES	San Diego	76		76				
SAUNDERS GEORGE R ASSOCIATES	San Diego	30		30				
SCHOELL & PAUL INCORPORATED	San Diego	155,373	58,133	48,809	26,707		538	21,186
SCIENCE APPLICATIONS INTL CORP	San Diego	544	54	90				400
SCIENCE HORIZONS INC	Encinitas	11,917	70	11,765	82			
SCIENTIFIC-ATLANTA INC	San Diego	26		26				
SCOTSMAN MANUFACTURING CO INC	Camp Pendleton	76		76				
SCOTTSDALE ENTERPRISES	Camp Pendleton	37		37				
SCRIPPS CLINIC RES FOUNDATION	San Diego	759	759					
SDM CORPORATION	San Diego	65		65				
SEA MATE MARINE	San Diego	53		53				
SEACO INC	San Diego	38		38				
SEALED AIR CORPORATION	San Diego	61		61				
SELCO, INC	San Diego	200		200				
SEPARATION SYSTEMS TECHNOLOGY	San Diego	50		50				
SERMED INC	San Diego	68			68			
SHARPS ICEMAKER DISTRIBUTORS	San Diego	42		42				
SHIPS MISSILE SYSTEMS CONS SV	San Diego	167		167				
SHOLDERS & SANFORD INC	San Diego	50		50				
SIERRACIN CORPORATION	Carlsbad	331		139	192			
SIGNET TESTING LABORATORIES	Camp Pendleton	286		286				
SILLMAN & WYMAN ASSOCIATES INC	Camp Pendleton	113		113				
SILLMAN & WYMAN ASSOCIATES INC	San Diego	253		253				
SIMPACT ASSOCIATES INC	San Diego	142		142				
SINGER COMPANY THE	North Island NAS	546		546				
SINGER COMPANY THE	San Diego	99		99				
SINGER COMPANY THE	San Diego	2,470		2,470				
SINGER COMPANY THE	San Diego Naval Trai	39,921	11,665	28,276		122		
SINGER COMPANY THE	San Marcos	203		203				
SINGEN, M ASSOCIATES (INC) CO	San Diego	733		733				
SMITH PREVOST F PARACHUTE CO	El Cajon	398		398				
SNYDER JOHN	Escondido	548		548				
SOFTTECH INC	San Diego	260	260					
SOFTWARE SYSTEMS ENGINEERING	San Diego	614		367	247			
SOLAR TUBES INCORPORATED	San Diego	55		55				
SOLTEK OF SAN DIEGO	Camp Pendleton	225		225				
SOLTEK OF SAN DIEGO	Coronado	4,176		4,176				
SOLTEK OF SAN DIEGO	San Diego							

PRIME CONTRACT AWARDS BY STATE, COUNTY, CONTRACTOR, AND PLACE
 FISCAL YEAR 1988 (OCT - SEP)
 California

COUNTY NAME/ CONTRACTOR NAME	LOCATION NAME	DOD TOTAL	ARMY	NAVY	AIR FORCE	DLA	OCE	ODA
San Diego	SONABEND, A COMPANY	655						
	SONALYSTS INC	351						
	SORBUS INC	38						
	SORRENTO ELECTRONICS	27						
	SOUTHERN CALIF CARBIDE	87						
	SOUTHERN CALIFORNIA MICROWAVE	103			103			
	SOUTHERN CONTRACTING CO	3,229						
	SOUTHERN SPECIALTY CO	83						
	SOUTHLAND PAVING INC	268						
	SOUTHWEST MARINE INC	42						
	SOUTHWEST RESEARCH ASSOCIATES	55,439						
	SPACE INSTRUMENTS INC	50						
	SPACE-CO CORPORATION	189	189					
	SPARTA INC	37						
	SPARTA INC	683	30		81			
	SPEC TOOL COMPANY	1,471	597		825			
	SPECIALTY MANUFACTURING INC	77						
	SPECIALTY SYSTEMS INC	294				166		
	SPECIALTY SYSTEMS INC	561						
	SPECIALTY SYSTEMS INC	184						
	SPERRY CORPORATION	28						
	SPERRY CORPORATION	2,425						
	SRS TECHNOLOGIES	155						
	STANDARD FEEDING COMPANY	44						
	STANFORD TELECOMMUNICATIONS	413						
	STEINER CORPORATION	34						
	STEPHENS P W CONTRS CONTRS INC	641						
	STICHLER DESIGN GROUP INC	162						
	STICHLER DESIGN GROUP INC	45						
	SUBSEA SYSTEMS INC	57						
	SUBSEA ENGINEERING ASSOCIATES	306						
	SULLIVAN MINING CORPORATION	48	48					
	SUN MICROSYSTEMS INC	25						
	SUN MICROSYSTEMS INC	98						
	SUN SECURITY SERVICES	191						
	SUNSTRAND CORPORATION	83,447	28,999		50,757			2,204
	SUNREZ CORPORATION	50	50					
	SUPERIOR ENGRG & ELECTRONIC CO	3,551						
	SUPPORT SYSTEMS ASSOCIATES	4,081						
	SURFACE OPTICS CORP	100						
	SUTTER BICMEDICAL	40	40					
	SWANSON PRODUCTS	53						
	SWEETWATER ENVIRONMENTAL BIOL	56						
	SXS CORPORATION	381						
	SYMBOLICS INC	1,925						
	SYNCRATECH SOFTWARE CORP	50						
	SYNTEK ENGRG COMPUTER SYSTEMS	74						

PRIME CONTRACT AWARDS BY STATE, COUNTY, CONTRACTOR, AND PLACE
FISCAL YEAR 1988 (OCT - SEP)
California

COUNTY NAME/ CONTRACTOR NAME		LOCATION NAME	DOD TOTAL	ARMY	NAVY	ATR FORCE	DLA	OCE	ODA
(DOLLARS IN THOUSANDS)									
San Diego	SYSCON CORPORATION	San Diego	78		7,401	8,139			
	SYSTEM DEVELOPMENT CORPORATION	San Diego	15,540		138				
	SYSTEM INDUSTRIES, INC	San Diego	107		107				
	SYSTEMS ANALYSIS INTERGRATION	San Diego	128		128				
	SYSTEMS ENGINEERING ASSOC	San Diego	464		464				
	SYSTEMS ENGINEERING ASSOCIATE	San Diego	770		770				
	SYSTEMS ENGRG & MGT COMPANY	San Diego	1,596		1,596				
	SYSTEMS EXPLORATION INC	San Diego	1,858		1,858				
	SYSTEMS INTEGRATION & DEV INC	San Diego	7,820		7,727	93			
	TACAN CORPORATION	San Diego	522		522				
	TACTICAL SYSTEMS CORP	Carlsbad	439	49	100	290			
	TADLOCK WILLIAM CONSTRUCTION	Bonita	105		105				
	TADLOCK WILLIAM CONSTRUCTION	Camp Pendleton	666		666				
	TADLOCK WILLIAM CONSTRUCTION	Coronado	173		173				
	TADLOCK WILLIAM CONSTRUCTION	San Diego	189		189				
	TAYLOR GROUP INC	San Diego	10,654		10,654				
	TECH PUBS	Camp Pendleton	2,276		2,276				
	TECHNICAL SERVICE GROUP INC	San Diego	53		53				
	TECHNIX INC	San Diego	31		31				
	TECHNOLOGY DEVELOPMENT CORP	San Diego	43		43				
	TECHNOLOGY MANAGEMENT CORP	San Diego	475		475				
	TECHPLAN CORP	San Diego	254		254				
	TELECOMMUNICATION SCIENCE ASSOC	San Diego	3,713		3,713				
	TELEDYNE INDUSTRIES INC	San Diego	58,531	1,090	8,579	48,717	145		
	TELEDYNE INDUSTRIES INC	Solana Beach	107		107				
	TELEDYNE RYAN ELECTRONICS	San Diego	70		70				
	TELEGRAPHICS INC	San Diego	41		41				
	TELEX COMPUTER PRODUCTS INC	Camp Pendleton	72		72				
	TELEX COMPUTER PRODUCTS INC	San Diego	30		30				
	TELOS CORPORATION	Camp Pendleton	140		140				
	TENICON INC	Camp Pendleton	1,084		1,084				
	TENICON INC	San Diego	12		12				
	TETRA TECH DATA SYSTEMS INC	San Diego	4,704		4,704				
	TETRA TECH INC	San Diego	34		34				
	TETRAHEDRON ASSOCIATES INC	San Diego	37		37				
	THERMO ELECTRON TECH CORP	San Diego	394		394				
	THREE D CADWARE	Escondido	35		35				
	TIBURON SYSTEMS INC	San Diego	1,234		1,234				
	TITAN CORPORATION	San Diego	1,501		1,501				
	TIMAD ENGINEERS	San Diego	188		188				
	TOPAZ INC	San Diego	52		52				
	TRACOR APPLIED SCIENCES INC	San Diego	1,307		1,307				
	TRAVIS VERDUGO CURRY & ASSOC	San Diego	140		140				
	TREE OF LIFE NURSERY	Camp Pendleton	39		39				

PRIME CONTRACT AWARDS BY STATE, COUNTY, CONTRACTOR, AND PLACE
 FISCAL YEAR 1988 (OCT - SEP)
 California

COUNTY NAME/ CONTRACTOR NAME		LOCATION NAME	DOD TOTAL	ARMY	NAVY	AIR FORCE	DLA	OCE	ODA
(DOLLARS IN THOUSANDS)									
San Diego	TREPTTE CONSTRUCTION CO	San Diego	207		207				
	TRI COUNTY INSULATION CO INC	Camp Pendleton	80		80				
	TRI COUNTY INSULATION CO INC	San Diego	663		663				
	TRI-CORE CONSTRUCTION	Camp Pendleton	298		298				
	TRI-CORE CONSTRUCTION	San Diego	664		664				
	TRI-STAR COMPUTER SUPS & SVS	Camp Pendleton	47		47				
	TRIAD MICROSYSTEMS INC	Camp Pendleton	2,528		2,528				
	TRIPLE A MACHINE SHOP INC	San Diego	124		124				
	TROXELL COMMUNICATIONS INC	San Diego	54		54				
	TRULINE FENCE CO INC	Camp Pendleton	207		207				
	TRW INC	San Diego	41,278	121	41,102				
	TUMPAE SERVICES CORPORATION	Camp Pendleton	290		290				
	TURBINE GENERATOR MAINTENANCE	San Diego	30		30				
	TURNBULL ENTERPRISES INC	San Diego	50		50				
	TURPIN & RATTAN ENGINEERING	San Diego	532		532				
	TURPIT AND PARTNERS ARCHITEC	San Diego	197		197				
	U S ALTERNATE ENERGY CORP	Camp Pendleton	87		87				
	U S FLOORS INC	Camp Pendleton	125		125				
	U S ROOFING INC	Camp Pendleton	3,096		3,096				
	U S TURBINE CORP	El Cajon	25		25				25
	ULTRASYSTEMS INCORPORATED	San Diego	29-		29-				
	UNGERMANN BASS INC	San Diego	118		118				
	UNICEL CORPORATION	Escondido	67		67				
	UNIDYNE CORPORATION	San Diego	129		129				
	UNISYS CORPORATION	San Diego	7,078	129	6,949				
	UNISYS DEFENSE SYS	San Diego	43		43				
	UNISYS DEFENSE SYS	Imperial Beach	52		52				52
	UNITED STATES POLLUTION CTRL	North Island NAS	288		288				288
	UNITED STATES POLLUTION CTRL	San Diego	35		35				35
	UNITED STATES POLLUTION CTRL	San Diego	26-		26-				
	UNIVERSAL ASPHALT CO INC	San Diego	184		184				
	UNIVERSAL MEDICAL SCANNERS	Encinitas	33		33				
	UNIVERSITY AVE DENTAL GROUP	San Diego	16,662	1,935	13,591	1,136			
	UNIVERSITY OF CALIFORNIA	San Diego	657		657				
	UNIVERSITY OF SAN DIEGO	San Diego	263		263				
	UNIVERSITY OF SOUTHERN CALIF	Camp Pendleton	35		35				
	UTE WESTERN INC	San Diego	6,091	5,086	1,005				
	VALHALLA SCIENTIFIC	San Diego	1,234		1,234				
	VALIDITY CORPORATION	Encinitas	45		45				
	VALIDITY CORPORATION	San Diego	437		437				
	VAN NUIS RICHARD F	Coronado	95		95				
	VANDER WERFF C & SONS INC	Coronado	4,174	129	3,674	371			3,119
	VANTAGE ASSOCIATES INC	San Diego	6,136	314	2,703				
	VARIAN ASSOCIATES INC	San Diego	279		279				
	VENTANA SCIENCES INC	San Diego	4,111		4,111				
	VERAC INCORPORATED	San Diego	939		939				
	VERNITRON CORPORATION	San Diego	141		141				
	VERNON TOOL CO LTD	Oceanside	265		265				798

PRIME CONTRACT AWARDS BY STATE, COUNTY, CONTRACTOR, AND PLACE
 FISCAL YEAR 1988 (OCT - SEP)
 California

COUNTY NAME/ CONTRACTOR NAME		LOCATION NAME	DOD TOTAL	ARMY	NAVY	AIR FORCE	DLA	OCE	ODA
San Diego	VIASAT INC	Carlsbad	955		906	49			
	VIERECK COMPANY INC THE	Carlsbad	923		622	301			
	VIKING FENCE COMPANY INC	Coronado	41		41				
	VISIONS	San Diego	188		188				
	VITEK SYSTEMS INC	Camp Pendleton NRMCM	57		57				
	VITRO CORPORATION	North Island NAS	132		132				
	VITRO CORPORATION	San Diego	889		889				
	VOICE & VIDEO INC	San Diego	65		65				
	VSE CORPORATION	San Diego	140		140				
	VVR ENTERPRISES	San Diego	139		139				
	VYCOR CORPORATION	San Diego	15-		15-				
	W S A INC	San Diego	25						25
	W-T UNIVERSAL ENGINEERING	North Island NAS	335		335				
	WALNUT PROPERTIES INC	San Diego	510		510				
	WANG LABORATORIES INC	Camp Pendleton	42		42				
	WANG LABORATORIES INC	San Diego	676		650	26			
	WARD BARKER INC	San Diego	39		39				
	WAVETEK CORPORATION	San Diego	2,537	1,793	492	226			26
	WAVETEK SAN DIEGO INC	San Diego	87			87			
	WELDERS SUPPLY COMPANY INC	San Diego	355						
	WELTON BECKET ASSOC GIBBS	San Diego	48						
	WEST COAST CONSTRUCTION INC	Camp Pendleton	400				355		
	WEST PACIFIC COMPANY	San Diego	2,749		2,749				
	WESTEC SERVICES INC	San Diego	86		86				
	WESTERN BAY SHEET METAL & MAR	San Diego	196		196				
	WESTERN CONCRETE CUTTING CO	San Diego	357		357				
	WESTERN CONTINENTAL SERVICES	Camp Pendleton	1,569		1,569				
	WESTERN CONTINENTAL SERVICES	Fallbrook	11,589		11,589				
	WESTERN RESEARCH CORPORATION	San Diego	116		116				
	WESTERN STEEL AND SHIP REPAIR	San Diego	27		27				
	WESTERN TRUCK & EQUIP CO INC	San Diego	42		42				
	WESTSIDE SUPPLY CO	San Diego	2,524		2,524				
	WHITWER RAYMOND A	Coronado	36		36				
	WHITWER RAYMOND A	San Diego	194		194				
	WILLDAN ASSOCIATES	San Diego	96		96				
	WILNER CONSTRUCTION CO	San Diego	58-				58-		
	WIND & SHADE SCREENS INC	San Marcos	120		120				
	WOODFORD PARKINSON WYNN PTNS	San Diego	35,148		35,148				
	WRIGHT SCHUCHART INC	Camp Pendleton	4-		4-				
	WYLIE C E CONSTRUCTION CO	San Diego	131		131				
	WYLIE C E CONSTRUCTION CO	Vista	279						
	XENTEK INC	Camp Pendleton	1,371		1,371	239			40
	XEROX CORPORATION	San Diego	1,863		1,863				
	XEROX CORPORATION	San Diego	529						
	XYBION CORPORATION	San Diego	128		128				
	YANG WILLIAM J & ASSOCIATES	Camp Pendleton	37	328					
	YONCE J B INC	Camp Pendleton	37						

PRIME CONTRACT AWARDS BY STATE, COUNTY, CONTRACTOR, AND PLACE
FISCAL YEAR 1988 (OCT - SEP)
California

COUNTY NAME/ CONTRACTOR NAME	LOCATION NAME	(DOLLARS IN THOUSANDS)							
		DOD TOTAL	ARMY	NAVY	AIR FORCE	DIA	OCE	ODA	
San Diego	Camp Pendleton	64							
YOUNG & LUMSDEN ARCHITECTS	San Diego	100							
YOUNG & LUMSDEN ARCHITECTS	San Diego	26							
YOUNG J B & ASSOCIATES LTD	Julian	54							
Z MICROSYSTEMS INC	San Diego	649	649						
ZILLEGENS HERMAN ASSOCIATES	San Diego	244	244						
TOTAL - San Diego		2,167,273	196,522	1,337,836	537,281	16,277	10,210	69,147	
San Francisco	San Francisco	84	84						
A E C S CORPORATION	San Francisco	292							
A L S SERVICE INC	San Francisco	33							
A-DEC INC	San Francisco	75							
A-N WEST CO INC	San Francisco	83							
ABBETT ELECTRIC CORP	San Francisco	88	88						
ADOHR FARMS	San Francisco	150	150						
AELYTEK INCORPORATED	San Francisco	27	27						
AMDAHL CORPORATION	San Francisco	28							
AMERICAN HOME FOODS INC DEL	San Francisco	620							
AMERICAN MGT SYSTEMS INC	San Francisco	74	74						
AMOROSO S J CONSTRUCTION CO	San Francisco	166							
AMPEX CORPORATION	San Francisco	28							
AMSTAR CORPORATION	San Francisco	28							
ANSHEN & ALLEN ARCHITECTS	San Francisco	110							
APC CONTRACTORS INC	San Francisco	88	88						
ARNITZ CONTRACTING CO	San Francisco	910							
ATACS CORPORATION	San Francisco	205							
ATLAS COPCO NORTH AMERICA INC	San Francisco	35							
AUDIO IMAGES CORPORATION	San Francisco	215							
AUSTIN RESRCH ENGRS INC	San Francisco	40	215						
BAKER BROS ROOFING & SUPPLY	San Francisco	40	40						
BAY CITIES REFUSE CO	San Francisco	1,409							
BECHTEL NATIONAL INC	San Francisco	851	851						
BENTLEY ENGINEERING CO	San Francisco	56,342	4,963						
BIOVATION INC	San Francisco	369	41						
BLAKE ROBERT E INC	San Francisco	79							
BLUMBERG IRVING CALVES INC	San Francisco	965							
BOLLINGER PAUL CONSTRUCTION CO	San Francisco	25							
BRAVO MANUFACTURING INC	San Francisco	131	131						
BROWN & ROOT DEVELOPMENT INC	San Francisco	39	39						
BRUNSWICK CORPORATION	San Francisco	300							
C S MARINE CONSTRUCTORS INC	San Francisco	43							
CALIFORNIA PACIFIC ASSOCIATES	San Francisco	61							
CARNATION COMPANY	San Francisco	18,355	28						
CAROLINA CORPORATION INC (NOT	San Francisco	86	86						
CARPENTER RIGGING & SUPPLY CO	San Francisco	467							
CASTLE & COOKE INC	San Francisco	46							
TOTAL		1,454							

PRIME CONTRACT AWARDS BY STATE, COUNTY, CONTRACTOR, AND PLACE
 FISCAL YEAR 1988 (OCT - SEP)
 California

COUNTY NAME/ CONTRACTOR NAME		LOCATION NAME	DOD TOTAL	ARMY	NAVY	AIR FORCE	DLA	OCE	ODA
San Francisco	GENERAL ELECTRIC COMPANY	San Francisco	53					53	
	GENERAL PARAMETRICS CORP	San Francisco	34	34			721		
	GLEN-JOE INC	San Francisco	721						
	GODWIN EQUIPMENT INC	San Francisco	55	33	55				
	GOOD STUFF FOOD CO LANGENDORF	San Francisco	33		46				
	GOODRICH B F COMPANY THE	San Francisco	46	47					
	GOVERNMENT TECHNOLOGY SERVICES	San Francisco	47	430					
	GROVER MANAGEMENT AND CONSTR	San Francisco	430	33					
	H S Q TECHNOLOGY INC	San Francisco	33						
	HARDING ASSOCIATES INC	San Francisco	511		511				
	HARRIS & ASSOCIATES INC	San Francisco	197		197				
	HARRIS CORPORATION	San Francisco	28	28					
	HARSCO CORPORATION	San Francisco	44	44					
	HERMANN ASSOCIATES	San Francisco	51	51					
	HILLS BROS COFFEE INC	San Francisco	62	26					
	HILLS BROS COFFEE	San Francisco	25				36		
	I B M WORLD TRADE CORPORATION	San Francisco	369		29		25		
	INDUSTRIAL WASTE ENGINEERING	San Francisco	112	340					
	INFORMATION BUILDERS INC	San Francisco	181	112					
	INLAND MARINE INDUSTRIES INC	San Francisco	720	181			39		
	INTEGRITY MANAGEMENT INTL	San Francisco	539	539					
	INTERCONTINENTAL EQUIPMENT INC	San Francisco	8,531	681					
	INTERFACE FLOORING SYSTEMS	San Francisco	65	8,531					
	INTERNATIONAL BUS MCHS CORP	San Francisco	505	65					
	J & K BUILDERS PARTNERSHIP	San Francisco	80	469					36
	JAMES RIVER CORPORATION NEVADA	San Francisco	364	80			364		
	JUEL MARINE SERVICES	San Francisco	36		36				
	KAISER ALUM & CHEMICAL CORP	San Francisco	30				30		
	KARDAN CONSTRUCTION CO INC	San Francisco	30						
	KASS MANAGEMENT SERVICES INC	San Francisco	4,082	498	4,082				
	KETRON INC	San Francisco	1,286		788				
	KICKOMAN INTERNATIONAL INC	San Francisco	177				430		177
	KILL-A-WATT REFLECTOR CO	San Francisco	430						
	KING-FISHER COMPANY	San Francisco	222	222					
	KINETIC LABORATORIES INC	San Francisco	447						
	KRAFT INC	San Francisco	184						184
	LA GROW CORP	San Francisco	5,856				5,501		
	LEVER BROTHERS COMPANY	San Francisco	176		447				
	LINDSAY'S BUSI SUPPLIES & FURN	San Francisco	25						54
	LITTON SYSTEMS INC	San Francisco	54						
	LUNA CONSTRUCTION INC	San Francisco	51	51					
	M B T ASSOCIATES	San Francisco	229	229					
	M K B MANUFACTURING CORP	San Francisco	142						
	M Z P, INC	San Francisco	454				454		
	MANSON CNSTR & ENGRG CO	San Francisco	503	503					230
	MARIN MUNICIPAL WATER DISTRICT	San Francisco	230						
	MARK DIVERSIFIED INC	San Francisco	452	452					
		San Francisco	92						

COUNTY NAME/ CONTRACTOR NAME	LOCATION NAME	DOD TOTAL	ARMY	NAVY	AIR FORCE	DLA	OCE	ODA
San Francisco	QUANTEL INTERNATIONAL INC	39	39					
San Francisco	RADIANT CORPORATION	1,719	1,719					
San Francisco	R-E CORPORATION	64		64				
San Francisco	RADIAN CORPORATION	41		41				
San Francisco	RAMTEK CORPORATION	833		833				
San Francisco	RANGER PIPELINES, INC	89	89					
San Francisco	RCA CORPORATION	601		601				
San Francisco	RESEARCH & DEV LABORATORIES	672			672			
San Francisco	ROGER FOOT ASSOCIATES INC	377	57			161	377	
San Francisco	ROJA GREG AIA ASSOCIATES	57						
San Francisco	ROLLINS ENVIRONMENTAL SVCS NJ	161						
San Francisco	ROSENBLATT M & SON INC	489						
San Francisco	RSCH EQUIPMENT CO., INC	31	31					
San Francisco	RUSSELL R P INTERNATIONAL	48	69	48				
San Francisco	S H O & ASSOC STRL ENGINEERS	69						
San Francisco	SAMS ELECTRONIC ASSEMBLY INC	58		58				
San Francisco	SARA LEE CORPORATION	743	152			743		
San Francisco	SCOTT EDWARD W ELECTRIC CO	152						
San Francisco	SECURITY U S A	259		259				
San Francisco	SEDCO INC	248		248				
San Francisco	SERVICE CONTRACTORS INC	160	160					
San Francisco	SERVICE ENGINEERING CO INC	30,118		30,118				
San Francisco	SERVICES ALLIANCE SYSTEMS INC	1,500	1,500					
San Francisco	SHEEHY KEVIN SPECIAL SERVICES	118		118				
San Francisco	SHORE LINE DIESEL MAINTENANCE	178						
San Francisco	SLAYEN R INC	108		108				
San Francisco	SMITHS ACTION MAINTENANCE CO	559		559				
San Francisco	SMS DATA PRODUCTS GROUP INC	69						
San Francisco	SOUTHWEST MAR SAN FRANCISCO	8,133						
San Francisco	SOUTHWEST MARINE INC	198		198				
San Francisco	SPERRY CORPORATION	40		40				
San Francisco	STAPLES & PFEIFFER INC	381	87			268		
San Francisco	STAT NURSING SERVICE	87						
San Francisco	STEAM SPECIALTIES CO INC	495		400		95		
San Francisco	STOLLAR R L & ASSOCIATES INC	58	35	58				
San Francisco	STORAGE TECHNOLOGY CORPORATION	35		35				
San Francisco	SVERDRUP & PARCEL AND ASSOC	66	66					
San Francisco	SVERDRUP CORPORATION	123						123
San Francisco	SVYTEK INC	48	48					
San Francisco	T I SYSTEMS GENERAL CONTRAC	521	521					
San Francisco	TAB PRODUCTS CO	48						48
San Francisco	TECHNICAL ASSIST INTERNATIONAL	125						125
San Francisco	TECTONICS	32	32					
San Francisco	TODD SHIPYARDS CORPORATION	7,550-		7,550-				
San Francisco	TOMS MAINTENANCE INC	63						63
San Francisco	TOWILL INC	47	47					
San Francisco	TOX SCAN, INC	73						73

PRIME CONTRACT AWARDS BY STATE, COUNTY, CONTRACTOR, AND PLACE
FISCAL YEAR 1988 (OCT - SEP)
California

COUNTY NAME/ CONTRACTOR NAME	LOCATION NAME	DOD TOTAL	ARMY	NAVY	AIR FORCE	DLA	OCE	ODA
San Francisco		52					52	
TRAINING ALTERNATIVE THE	San Francisco	2,134		2,134				
TRIPLE A MACHINE SHOP INC	San Francisco	32						
TRONOFF T V CIVIL ENGR/SURVR	San Francisco	28						
UNISYS CORPORATION	San Francisco	50	28	50			32	
UNITED STATES DEPT ENERGY	San Francisco	1,928	1,171	757				
UNIVERSITY OF CALIFORNIA	San Francisco	190	190					
UNIVERSITY OF SAN FRANCISCO	San Francisco	282	282					
UNIVERSITY OF THE PACIFIC	San Francisco	11,239	11,239					
WADMAN CORP	San Francisco	53	53					
WANG LABORATORIES INC	San Francisco	411	411					
WASHINGTON MECHANICAL CONTRS	San Francisco	109	109					
WEST COAST CANCER FOUNDATION	San Francisco	56	56					
WESTERN GOVT SUPPLY	San Francisco	270	270					
WESTERN STATES MANAGEMENT	San Francisco	45	45					
WHITE OFFICE SYSTEMS INC	San Francisco	372	372					
WILDMAN & MORRIS	San Francisco	392	392					
WILLIAMS & BURROWS INC	San Francisco	264	264					
WINZLER KLLY CNSLTING ENGNERS	San Francisco	56	56					
WONG ROBERT B ARCHITECT	San Francisco	126-	126-					
WONG WORLEY K	San Francisco	447	447					
WOODWARD-CLYDE CONSULTANTS	San Francisco	11,124	44	11,124		96		
WYLIE C E CONSTRUCTION CO	San Francisco	140	140					
XEROX CORPORATION	San Francisco	52	52					
Y Y K ENTERPRISES	San Francisco	134	134					
YEI ENGINEERS INC	San Francisco	105	105					
YOUNGER-WUNAR INC	San Francisco	44,834	44,834					
ZENITH DATA SYSTEMS CORP	San Francisco	264,964	264,964					
TOTAL - San Francisco			50,357	114,926	46,164	2,033	6,650	
San Joaquin		132						
ADVANT COMPUTER EXCHANGE	Manteca	164	164					
ALCO STANDARD CORPORATION	Stockton	91	91					
AM INTERNATIONAL INC	Lathrop	148	148					
AMERICAN FIRE SYSTEMS INC	Lathrop	36	36					
ANALYTICAL SERVICES CO	Sharpe Army Depot	1,095	1,095					
ATKINS CLAUDE E ENTERPRISES	Sharpe Army Depot	152	152					
ATLANTIC-PACIFIC TECHNOLOGIES	Tracy	131	131					
AUSTIN COMPANY THE	Sharpe Army Depot	39	39					
BAY AREA FOAM FABRICATORS	Sharpe Army Depot	45	45					
BAY VALLEY CONSTRUCTION	Lathrop	189	189					
BENAVIDEZ ESKY CONSTR CO	Lathrop	116	116					
BONELLI EDWARD A & ASSOCIATES	Tracy	1,387	1,387					
BP AMERICA INC	Stockton	97	97					
BRANSON CROSS LUMBER CO INC	Lathrop	305	305					
BRERO CONSTRUCTION INC	Stockton Naval Commu	296	296					
CANONIE CONSTRUCTORS INC	Stockton	136	136					
CMP INC	Sharpe Army Depot							

PRIME CONTRACT AWARDS BY STATE, COUNTY, CONTRACTOR, AND PLACE
 FISCAL YEAR 1988 (OCT - SEP)
 California

COUNTY NAME/ CONTRACTOR NAME	LOCATION NAME	DOD TOTAL	ARMY	NAVY	(DOLLARS IN THOUSANDS)			O/A
					AIR	FLICE	DLA	
San Joaquin	Stockton	294						
COLBERG INC	Stockton	1,295	1,295					
COMPOSITE TECHNOLOGY INC	Lathrop	53	53					
CONDOR LABORATORIES, INC	Sharpe Army Depot	103	103					
CONTRATEK INC	Sharpe Army Depot	71	71					
CONTROL DATA CORPORATION	Lathrop	26	26					
DAWSON CONST & ELECTRIC	Stockton	84		84				
DELTA CONTAINER CORP	Lathrop	86						
DELTA CONTAINER CORP	Sharpe Army Depot	47						
DELTA CONTAINER CORP	Stockton	43						
DIEDE CONSTRUCTION	Sharpe Army Depot	1,051	1,051					
DIEDE CONSTRUCTION	Stockton	196		196				
DIEDE CONSTRUCTION	Stockton	499		499				
DILLINGHAM HEAVY CONSTRUCTION	Stockton Naval Commu	655	655					
DUTRA CONSTRUCTION CO INC	Sharpe Army Depot	462		462				
DYNACORP	Stockton Naval Commu	116		116				
EAST BAY ELECTRIC	Stockton Naval Commu	118		118				
ELDORADO CHEMICAL CO INC	Sharpe Army Depot	70						
EMERSON ELECTRIC CO	Stockton	1,843		1,843				
EVALUATION RESEARCH CORP	Stockton	2,070	2,070					
FACILITIES SYSTEMS ENGINEERING	Lathrop	396	396					
FESSENDEN AND ASSOCIATES	Sharpe Army Depot	163						
FOUR SEASONS MAINTENANCE	Tracy	177		177				
FREDERICK R MC LRN ENVRN ENG	Stockton Naval Commu	166		166				
FUTURE PACKAGING INC	Sharpe Army Depot	60						
G S E CONSTRUCTION COMPANY INC	Tracy	3,246		3,246				
GENERAL MILLS INC	Stockton Naval Commu	804		804				
H & H CONSTRUCTION J V	Lodi	54						
HEINZ H J COMPANY	Stockton	91						
HOERAUF ROGER A	Tracy	46		46				
HOLLY SUGAR CORPORATION	Sharpe Army Depot	256						
INTERNATIONAL BUS MCHS CORP	Tracy	28						
INTRA NORTHERN STEEL	Lathrop	37						
J W M MECHANICAL INC	Lodi	43						
JOAL ENT INC	Tracy	713						
JOHNSON ENGINEERING CORP	Tracy	37						
K E T INC	Lathrop	28						
LANGWORTHY PAVING CO INC	Lathrop	172						
LODI METAL TECH INC	Tracy	174						
LUCERO & SONS	Lodi	553						
MANUEL S JANITORIAL SERVICES	Stockton	28						
NAKATA CLIFFORD S & ASSOC PC	Tracy	201						
NCR COMTEN EQUIP	Tracy	39						
NETWORK SYSTEMS CORPORATION	Lathrop	68						
NORTH CAL CONSTRUCTION INC	Lathrop	27						
NORTH CAL CONSTRUCTION INC	Tracy	81						

PRIME CONTRACT AWARDS BY STATE, COUNTY, CONTRACTOR, AND PLACE
 FISCAL YEAR 1988 (OCT - SEP)
 California

COUNTY NAME/ CONTRACTOR NAME	LOCATION NAME	DOD TOTAL	ARMY	NAVY	AIR FORCE	DLA	OCE	ODA
San Joaquin								
NOVA COMMERCIAL COMPANY INC	Lathrop	240	240					
PACIFIC BELL	Lathrop	324	324					
PACIFIC COAST PRODUCERS	Lodi	30				30		
PINASCO PLUMBING & HEATING	Stockton	143		143				
PIONAS MACHINE & FAB	Stockton	243		243				
R-M-S PROFESSIONAL CONS	Lathrop	33	33					
RE-MANUFACTURING	Stockton	53	53					
REBECCA FARMS	Ripon	73				30		
RICHTER DISTRIBUTING CO INC	Stockton	73			414	73		
ROGERS JOHN E ENGINEERING CO	Acampo	414						
ROTOR BLADES INC	Stockton	112	112					
SCHOLTEN ROOFING SERVICE CO	Stockton Naval Commu	519		519				
SHARPE CONSTRUCTORS JV	Sharpe Army Depot	8,756	8,756					
SIEBERT TRAILERS, INC	Stockton	80	80					
SIERRA-MISCO INC	Sharpe Army Depot	524	524					
SOUTHERN PCF TRNSP COMPANY	Lathrop	39	39					
STEPHENS A M CONSTRUCTION CO	Stockton Naval Commu	345		345				
STOCKTON INDUSTRIAL SUPPLY INC	Stockton	28			28			
SUGIMURA & ASSOC ARCHITECTS	Stockton	34		34				
SUPERIOR JANITORIAL SERVICE	Lathrop	190	72			190		
SUPERIOR JANITORIAL SERVICE	Tracy	190						
TECTONICS	Sharpe Army Depot	39	39					
TECUMSEH CONSTRUCTION COMPANY	Lathrop	270	270					
TELOS CORPORATION	Lathrop	25	25					
TRI/VALLEY GROWERS	Stockton	833				833		
TRI/VALLEY GROWERS	Thornton	2,407				2,407		
TYLER CONSTRUCTION INC	Tracy	32				32		
UNARCO INDUSTRIES INC	Stockton	1,006		1,006				
UNGER DEAN F AIA INC	Stockton	474		474				
UNISYS CORPORATION	Lathrop	90	90					
WALTERS K G CONSTRUCTION CO	Sharpe Army Depot	937	937					
WESTERN LUMBSALES INC	Sharpe Army Depot	162	162					
WESTERN LUMBSALES INC	Stockton	530				530		
TOTAL - San Joaquin		40,136	21,814	11,264	1,811	4,951		296
San Luis Obispo								
AERO INNOVATIONS INC	San Miguel	2,348			2,348			
AMERICORP INC	San Luis Obispo	75	75					
ARBITER SYSTEMS INC	Paso Robles	1,446		1,446				
BAILEY BRIDGES INC	San Luis Obispo	95		95				
BERKLEONICS INC	San Luis Obispo	730	485	245				
CARROLL BLDG CO	San Miguel	54	54					
CHEMICAL WASTE MANAGEMENT	San Luis Obispo	48					48	
EMERSON ELECTRIC CO	Baywood-Los Osos	187	187					
GATRON INDUSTRIES	Morro Bay	368				368		
GRILLIAS PIRC. ROSIER, ALVES	San Miguel	191	191					
HUGHES AIRCRAFT COMPANY	Santa Margarita	97						97

PRIME CONTRACT AWARDS BY STATE, COUNTY, CONTRACTOR, AND PLACE
 FISCAL YEAR 1988 (OCT - SEP)
 California

COUNTY NAME/ CONTRACTOR NAME		LOCATION NAME	DOD TOTAL	ARMY	NAVY	AIR FORCE	DLA	OCE	ODA
(DOLLARS IN THOUSANDS)									
San Luis Obispo	HUSKY CONSTRUCTION CO INC	Morro Bay	201					201	
	KENECHT'S PLUMB&HEATING INC	San Luis Obispo	39	39		42			
	MINNESOTA MIN & MFG COMPANY	Paso Robles	28	28					
	NU-WAY CLEANERS & LAUNDRY INC	San Miguel	75	75					
	R R & R SECURITY COMPANY	San Luis Obispo	128			128			
	SAN LUIS SALES	Paso Robles	28		28				
	SARGENT INDUSTRIES INC	Paso Robles	70		70				
	SUNBANK ELECTRONICS	Paso Robles	26						
	SWINTEK CORP	San Luis Obispo		26					
	T R W ELECTRONIC PRODUCTS INC	Arroyo Grande	1,891	1,891					
	TEMPHARMACISTS	San Luis Obispo	56		56				
	TRW INC	San Luis Obispo	4,298	4,298					
	U. S. GENERAL, INC	San Miguel	2,017	2,017					
	UFI	Morro Bay	49		49				
	UNISYS CORPORATION	San Luis Obispo	33	33					
	VACCO INDUSTRIES	Paso Robles	2,369		2,369				
	VOLUMETRICS	Paso Robles	576		177	399			
	XEROX CORPORATION	San Luis Obispo	68	68					
	TOTAL - San Luis Obispo		17,633	9,467	4,535	2,917	513	201	
San Mateo	3 M BUSINESS PRODUCTS	Daly City	30		30				
	A C S ENGINEERED SYSTEMS	Redwood City	476		476				
	A K M ASSOCIATES	San Mateo	54		54				
	ABEKAS VIDEO SYSTEMS	Redwood City	1,774	1,706		68			
	ACCURATE SOUND CORPORATION	Menlo Park	60						
	ACME-DIVAC INDUSTRIES INC	Gardena Village	70						
	AEROMETALS INC	San Carlos	23-			23-			
	AMERICAN GENERAL LEVIN CORP	South San Francisco	36		36				
	AMPEX CORPORATION	Redwood City	7,323	6,261		1,062			
	AMPEX CORPORATION	San Mateo	71			71			
	APPLIED BIOSYSTEMS INC	Foster City	402	169					
	APPLIED GEOSCIENCES INC	San Bruno	61		61				
	BANNER AIRCRAFT INTERNATIONAL	South San Francisco	68			68			
	BASIC MEASURING INSTRUMENTS	Foster City	31			21			
	BAY AREA MACHINERY	Belmont	27		27				
	BP AMERICA INC	Gardena Village	37-		37-				
	BRUBAKER INC	Menlo Park	95		95				
	BRUDER INDUSTRY	San Carlos	114			114			
	BYLIN HEATING SYSTEMS INC	Redwood City	79			79			
	CALIFASHIONS	San Francisco	199						
	CALIFORNIA & WASHINGTON CO	Burlingame	137						
	CAPRI SUN INC	San Mateo	30						
	CARCO ELECTRONICS	Menlo Park	1,490		1,490				
	COMMERCIAL FLEET SERVICE	San Bruno	26						
	COMPAIR INC	Burlingame	55						
	CONTEL BUSINESS SYSTEMS INC	San Bruno	87						

PRIME CONTRACT AWARDS BY STATE, COUNTY, CONTRACTOR, AND PLACE
FISCAL YEAR 1988 (OCT - SEP)
California

COUNTY NAME/ CONTRACTOR NAME		LOCATION NAME	DOD TOTAL	ARMY	NAVY	AIR FORCE	DLA	OCE	ODA
(DOLLARS IN THOUSANDS)									
San Mateo	CRYOLAB INC	Menlo Park	30			114			54
	CRYSTALLUME	Menlo Park	418		250	30			
	CUMMINS ALLISON CORP	Millbrae	30			481			
	CURTIN MATHESON SCIENTIFIC,	Brisbane	513	32	146				
	DECOM SYSTEMS INC	San Mateo	146		366				
	DEL MONTE SALES COMPANY	Brisbane	366						
	DEL MONTE SALES COMPANY	San Mateo	114			114			
	DONART MACHINING CO INC	Redwood City	71				71		
	EDISON SYS CORP	South San Francisco	197			197			
	ELECTRO-TECHNOLOGY CORPORATION	Menlo Park	507	27	89	391			
	ELECTRO-TECHNOLOGY CORPORATION	Redwood City	61-		61-				
	ELECTROCHIMICA CORPORATION	Menlo Park	94						
	ENVIRNMENTAL SCENCE ASSOCIATES	San Bruno	75		75				
	ERLY INDUSTRIES INC	South San Francisco	55				55		
	EVANS CHARLES & ASSOCIATES	Redwood City	448	83		365			
	EVANS CHARLES & ASSOCIATES	San Mateo	129		129				
	EXPERT BUILDING MAINTENANCE	San Bruno	329		329				
	EXPERT EASE SYSTEMS INC	Belmont	549	450	50	49			
	FURUNO USA	South San Francisco	112		112				
	GENENTECH INC	South San Francisco	118	118					
	GENERAL ELECTRIC COMPANY	Burlingame	58			58			
	GLESENER INDUSTRIAL SUPPLY INC	South San Francisco	83		83				
	GLESENER INDUSTRIAL SUPPLY INC	South San Francisco	90		90				
	GOODMAN BALL INC	Menlo Park	3,778	1,900	859	734	285	196	
	H S Q TECHNOLOGY, INC	South San Francisco	266			70			
	HARDING ASSOCIATES INC	San Bruno	516		516				
	HARRIS CORPORATION	San Carlos	118	118					
	HEIDELBERG WEST INC	Brisbane	105		105				
	HOLT TK DE CO OF CA	Redwood City	35		35				
	IMATRON, INC	South San Francisco	184	184					
	INFORMIX SOFTWARE INC	Menlo Park	28	28					
	INNOVATION FOODS INC	San Bruno	295						
	INTELLICORP	Menlo Park	1,441			1,441			
	INTERACTIVE	Menlo Park	49			49			
	INTERNATIONAL PAINT COMPANY	Brisbane	57		57				
	INTERNATIONAL TECHNICAL ASSOCIATES	San Carlos	447		447				
	J F C INTERNATIONAL INC	South San Francisco	2,507			44	2,463		
	JAMES RIVER CORPORATION NEVADA	South San Francisco	27				27		
	KAITRONICS	Burlingame	90	90					
	KANNER, LEO ASSOCIATES	Redwood City	462			462			
	KANSAS CITY AIR FILTER INC	Redwood City	36			36			
	KEVEK CORPORATION	Foster City	240		240				
	KEVEK CORPORATION	San Carlos	50			50			
	KIKKOMAN INTERNATIONAL INC	South San Francisco	59						59
	KRAFT INC	San Bruno	276			276			
	KRAMES COMMUNICATIONS	Daly City	29		29				
	LEASAMETRIC INC	Foster City	143						

PRIME CONTRACT AWARDS BY STATE, COUNTY, CONTRACTOR, AND PLACE
 FISCAL YEAR 1988 (OCT - SEP)
 California

COUNTY NAME/ CONTRACTOR NAME		LOCATION NAME	DOD TOTAL	ARMY	NAVY	AIR FORCE	DLA	OCE	ODA
(DOLLARS IN THOUSANDS)									
San Mateo	LEEDS & NORTHRUP COMPANY	San Mateo	26	458	26	10,869			
	LITTON INDUSTRIES INC	San Carlos	11,327			985			
	LOCKHEED CORPORATION	Belmont	40		40				
	LORAL RANDTRON SYSTEMS	Menlo Park	6,340		2,183	4,056	101		
	LUMDA SYSTEMS INC	Belmont	34		34				
	MC INTYRE ENGINEERING CO. INC	Brisbane	337				337		
	MC KEOWN ROBERT CO INC.	Menlo Park	25				25		
	MEMBRANE TECHNOLOGY & RES	San Carlos	112						
	METRICAN INC	San Carlos	47		47				
	MIDWEST COMMUNICATIONS CORP	Redwood City	42			42			
	MIL-SPEC INDUSTRIES	Brisbane	102		57				
	MINNESOTA MIN & MFG COMPANY	Foster City	48				45		
	MOORE MANUFACTURING INC	Brisbane	50				48		
	MOSS RUBBER & EQUIPMENT CO	South San Francisco	44		44		50		
	MOTOROLA COMMUNICATIONS & ELEC	Foster City	293	38	255				
	NABISCO BRANDS INC	San Mateo	114		109	114			
	NETCO CORPORATION	Burlingame	109			2,758			474
	NETWORK EQUIPMENT TECHNOLOGIES	Redwood City	3,232						
	OLD JAMES A & SON INC	Redwood City	26		26				
	OMEGA ELECTRONICS	San Carlos	34		34				
	OPTICAL SHIELDS LIMITED	Atherton	239		239				
	ORACLE CORPORATION	Belmont	872		48	823			
	ORACLE CORPORATION	Belmont	48		48				
	OTANI EDWARD M ESTATE OF	Menlo Park	1,622				1,622		
	P S PACIFIC EXPORT INC	South San Francisco	89		89				
	PACIFIC AGRI-PRODUCTS INC	Burlingame	45				45		
	PACIFIC AMERICAN LAUNCH SVCS, I	South San Francisco	400						
	PACIFIC SCIENTIFIC COMPANY	Menlo Park	33	400					
	PAGE INDUSTRIES INC	Menlo Park	58			33			
	PARKER PRODUCTIONS INC	Belmont	142			58			
	PHILPOTT GEORGE M CO INC	San Mateo	27	142		27			
	PRECISION NAVIGATION INC	South San Francisco	50						
	PROLINE INDUSTRIES	Menlo Park	44	50					
	PROTO STAMPING CORPORATION	Burlingame Hills	44		44				
	PURITAN BENNETT CORP CAL	Redwood City	256	256					
	PYROMET INC	Foster City	93	93					
	QUANTIC INDUSTRIES INC	San Carlos	537			537			
	RATCLIFF HOIST COMPANY	San Carlos	409		26	383			
	RAYCHEM CORPORATION	San Carlos	492				492		
	REACT CORPORATION	Menlo Park	3,130	298	265	153	2,414		
	RJR NABISCO INC	Menlo Park	118		118				
	S & K SALES CO	Burlingame	772		68	70	772		
	S & W FINE FOODS INC	San Mateo	138						86
	S & W FINE FOODS INC	Daly City	86						333
	S & W FINE FOODS INC	San Mateo	333						
	S-TRON	Redwood City	6,520		6,520				
	SCHWARZ SALES ENTERPRISES INC	Brisbane	42						42

PRIME CONTRACT AWARDS BY STATE, COUNTY, CONTRACTOR, AND PLACE
 FISCAL YEAR 1988 (OCT - SEP)
 California

COUNTY NAME/ CONTRACTOR NAME	LOCATION NAME	DDP TOTAL	ARMY	NAVY	AIR FORCE	DLA	OCE	ODA
San Mateo	SCIENCE APPLICATIONS INTL CORP	866						866
	SEDWAY/COOKE ASSOCIATES	30		30				
	SINGE CO	4,319		4,255				
	SINGER COMPANY THE	98,372	64		98,372	244		
	SINGLETON SEAFOOD CO	244						
	SMITH PACKAGING & EQUIPMENT	32		32				
	SOUTHWEST ORDNANCE SUPPLY	25				25		
	SPIRIT OF AMERICA AIRLINES	1,621			1,621			
	SRI INTERNATIONAL	66,580	33,362	14,057	12,472	1,839		4,850
	SRI INTL	50		50				
	STAN MARTIN & ASSOC	348						
	SYSTEMS ENGINEERING ASSOC	45-		45-				
	TEXTRON INC	3,474	3,474					
	UNITED ST DEPT INTERIOR	461		461				
	UNITED STATES INSTR RENTALS	26						
	UNITEC STATES INSTR RENTALS	140			67			
	USL DATA SYSTEMS	50		50				
	VARIAN ASSOCIATES INC	711		250	318	143		
	VISUCOM PRODUCTIONS INC	67						
	VPL FSCH	32		32				
	WANG LABORATORIES INC	86		86				
	WARREN E GOMES EXCAVATING	85					85	
	WEST COAST DISTRIBUTOR OF SF	30		30				
	TOTAL - San Mateo	246,010	50,123	36,317	140,189	12,354	281	6,746
Santa Barbara	Vandenber AFB	137			137			
	Vandenber AFB	342			342			
	Santa Maria	686	686					
	Santa Barbara	394		394				
	Vandenber AFB	717			717			
	Santa Barbara	28						
	Goleta	789		500	289			28
	Vandenber AFB	298			298			
	Goleta	34						
	Goleta	101	34					
	Santa Barbara	350			184			
	Santa Barbara	509						
	Santa Barbara	152						
	Goleta	118			26	92		
	Goleta	945		945				
	Santa Barbara	32						
	Vandenber AFB	94			94			
	Vandenber AFB	227-			227-			
	Vandenber AFB	1,948	1,948					
	Vandenber AFB	3,045			3,045			
	Vandenber AFB	70						
Santa Barbara	INDUSTRIAL COATING CO							
	A L S SERVICE INC							
	ABEX CORPORATION							
	ACROMATICS INC							
	ACTA INCORPORATED							
	ADVANCED CMPTER CMMUNICATIONS							
	AMBER ENGINEERING INC							
	AMERICAN CNSTR & ENERGY							
	AMERICAN LASER SYS INC							
	AMETEK INC							
	AMETEK INC							
	ANACAPA SCIENCES INC							
	ANNENBERG CPB PROJECT							
	APPLIED MAGNETICS CORPORATION							
	ARBITER SYSTEMS INC							
	ASTRO INDUSTRIES INC							
	BEST YET CARPET							
	BIONETICS CORP							
	CAL STATE ELECTRIC INC							
	CAL STATE PATROL SERVICE							
	CASTLE CONSTRUCTION CO							

PRIME CONTRACT AWARDS BY STATE COUNTY, CONTRACTOR, AND PLACE
 FISCAL YEAR 1988 (OCT - SEP)
 California

		(DOLLARS IN THOUSANDS)						
COUNTY NAME/ CONTRACTOR NAME	LOCATION NAME	DOD TOTAL	ARMY	NAVY	ATR FORCE	DLA	OCE	ODA
Santa Barbara	Vandenberg AFB	38			38			
CASTLE SYBRON	Vandenberg AFB	266			266			
CHANNEL ISLANDS CONSTRUCTION	Santa Barbara	31			31			
CHANNEL SYSTEMS INTERNATIONAL	Lompoc	29			29			
COLLINS B D CONSTRUCTION CO	Vandenberg AFB	1,509	1,509					
COLLINS B D CONSTRUCTION CO	Goleta	2,952		2,952	7,704			
COMPTER RESEARCH INC	Lompoc	17,652		9,948	161			
COMPUTER SCIENCES CORPORATION	Vandenberg AFB	158			158			
CONTROL DATA CORPORATION	Los Alamos	277			277			
COTTONWOOD COMMUNICATIONS,	Vandenberg AFB	278	278					
CROTHALL AMERICAN INC	Vandenberg AFB	58			58			
DANIEL MANN JOHNSON MENDEHALL	Carpinteria	78		78				
DATAPoint CORPORATION	Vandenberg AFB	25-			25-			
DEVELOPMENT ASSOC CONTROLS	Carpinteria	471		419	52			
DIESEL ENERGY SYSTEMS CO	Santa Barbara	62		399	62			
DIGITAL EQUIPMENT CORPORATION	Santa Barbara	399						
DIGITAL INSTRUMENTS INC	Vandenberg AFB	283	283					
DIVING SYSTEMS INTERNATIONAL	Carpinteria	102		61				41
DONOVAN ELECTRIC	Vandenberg AFB	2,591			2,591			
DOW KEY MICROWAVE INC	Vandenberg AFB	40			40			
E G & G FLORIDA INC	Vandenberg AFB	95		474				95
EASTMAN KODAK COMPANY	Goleta	741	153		114			
ELECTRO-CRAFT CORPORATION	Santa Barbara	1,587			1,587			
ELECTRO-OPTICAL INDUSTRIES INC	Vandenberg AFB	62			62			
EMPIRE MANAGEMENT CO INC	Vandenberg AFB	77			77			
ENVIRONMENTAL MONITORING CO	Vandenberg AFB	285			285			
ENVIRONMENTAL SANITATION CO	Vandenberg AFB	290			290			
ENVIRONMENTAL SOLUTIONS INC	Vandenberg AFB	414			414			
F & M ENGINEERING CONTRACTOR	Vandenberg AFB	145			145			
FEDERAL DATA SYSTEMS INC	Santa Maria	145			145			
FEDERAL ELECTRIC CORPORATION	Vandenberg AFB	77,196			77,196			116
FEDERAL ELECTRIC CORPORATION	Vandenberg AFB	116						
FEDERAL INTEGRATED SYSTEMS CORP	Lompoc	6,682	2,534	25	1,813	2,310		
FEDERAL PRISON INDUSTRIES	Vandenberg AFB	548	548					
FLUOR ENGINEERS INC	Vandenberg AFB	871			871			
FOUR STAR MAINTENANCE	Vandenberg AFB	989			989			
FRONTIER TECHNOLOGY INC	Santa Barbara	884						
G T E CALIFORNIA INC	Santa Barbara	684	684					
GENERAL MOTORS CORPORATION	Goleta	11,202	6,062	58-	5,198			1,946
GENERAL RESEARCH CORPORATION	Santa Barbara	25,323	1,386		21,991			
GEODYNAMICS CORPORATION	Vandenberg AFB	3,540			3,540			
GIBBS HUGH DONALD ARCHITCTS F	Vandenberg AFB	72						
GRAYLIFT INC	Santa Maria	31			31			
H T L INDUSTRIES INC	Santa Barbara	2,439		129	1,965	281		
HERTZ CORP THE	Vandenberg AFB	91			38			
HI DESERT EAGLE CORP	Vandenberg AFB	45			91			
HILL ROBERT D DR	Montecito	51		45				
HOLLY SUGAR CORPORATION	Santa Maria	51						

PRIME CONTRACT AWARDS BY STATE, COUNTY, CONTRACTOR, AND PLACE
 FISCAL YEAR 1988 (OCT - SEP)
 California

COUNTY NAME/ CONTRACTOR NAME	LOCATION NAME	DOD TOTAL	ARMY	NAVY	AIR FORCE	DLA	OCE	ODA
Santa Barbara	Santa Barbara	207		207				
HONEYWELL INC	Goleta	19,086	7,570	6,840	4,676			
HUGHES AIRCRAFT COMPANY	Vandenberg AFB	175	175					
HUNTER CORP	Vandenberg AFB	159		90	159			
I L C INDUSTRIES DELAWARE	Carpinteria	96			6			
IFORM INC	Santa Barbara	294			294			
INSTRUMENT RESEARCH COMPANY	Vandenberg AFB	618		95	618			
INTELCOM SUPPORT SERVICES INC	Santa Barbara	95						
INTERNATIONAL TRANSDUCER CORP	Vandenberg AFB	128			128			
INTERSTATE CONSTRUCTION INC	Vandenberg AFB	219				219		
JOSLYN MFG AND SUPPLY CO	Goleta	131	131					
KAISER ENGINEERS INC	Vandenberg AFB	131						
KAMAN SCIENCES CORPORATION	Vandenberg AFB	4,827				916		3,911
KAY & ASSOCIATES INC	Santa Barbara	395			395			
KIRKHAM CONSTRUCTORS INC	Vandenberg AFB	2,375	1,225		1,150			
KOMERIAN BUILDING MAINT SVC	Vandenberg AFB	74			74			
L-TRONICS	Vandenberg AFB	100			100			
LANE, HOWARD R AIA ASSOCIATES	Santa Barbara	100						
LE RICH CONSTRUCTORS INC	Vandenberg AFB	137	137					
LIGHTNING PROTECTION CORP	Vandenberg AFB	305			305			
LIGHTNING PROTECTION CORP	Vandenberg AFB	940	940					
LOMPOC AVIATION INC	Goleta	36		36				
LOMPOC CITY OF	Santa Barbara	50			50			
MADISON SERVICES INC	Vandenberg AFB	373			373			
MARIIN MARIETTA CORPORATION	Vandenberg AFB	531			531			
MC CORMIX CORP	Vandenberg AFB	2,891			2,891			
METATECH CORPORATION	Santa Barbara	25		25				
METRONIX TECHNOLOGY	Goleta	802						802
METTERS INDUSTRIES INC	Goleta	71		71				
MILITARY MAINTENANCE & ENGR	Vandenberg AFB	788			788			
MISSION RESEARCH CORPORATION	Vandenberg AFB	50			50			
NATIONAL TECHNICAL SYSTEMS	Santa Barbara	24,975	11,057	1,629	3,542			8,747
NEUSHUL MARICULTURE, INC	Vandenberg AFB	225			225			
NU WEST SOLAR ENTERPRISES	Goleta	50	50					
OCEANEERING INTERNATIONAL INC	Vandenberg AFB	372		92	372			
P E R	Santa Barbara	92						
PACIFIC GAS AND ELC COMPANY	Santa Barbara	51	51					
PACIFIC SCIENTIFIC COMPANY	Vandenberg AFB	9,629			9,629			
PAN AM WORLD SERVICES INC	Santa Barbara	489	449		40			
PARAMOUNT CITRUS ASSOCIATION	Vandenberg AFB	420	420					
PIEZO SONA TOOL CORPORATION	Mission Hills	1,810				1,810		
PITCHER DRILLING CO INC	Carpinteria	229		229				
PNEU DEVICES INC	Vandenberg AFB	100	100					
PNEU DEVICES INC	Vandenberg AFB	2,294	1,227			74		
QUINN COMPANY	Goleta	100		993				
QUINTRON SYSTEMS INC	Santa Barbara	92		100				
QUINTRON SYSTEMS INC	Vandenberg AFB	97		97				
QUINTRON SYSTEMS INC	Santa Maria	8,058			8,058			
RAYTHEON COMPANY	Vandenberg AFB	210,254	458	210,254	103,405	92-		90
	Goleta	314,115						

PRIME CONTRACT AWARDS BY STATE, COUNTY, CONTRACTOR, AND PLACE
FISCAL YEAR 1988 (OCT - SEP)
California

COUNTY NAME/ CONTRACTOR NAME	LOCATION NAME	DOD TOTAL	ARMY	NAVY	(DOLLARS IN THOUSANDS)			ODA
					AIR FORCE	DLA	OCE	
Santa Barbara	Vandenberg AFB	1,604			1,604			
RAYTHEON SERVICE COMPANY	Goleta	10,049		10,049				
RAYTHEON-NORTHRP INWS JNT VNTR	Santa Barbara	685			685			
ROCKWELL INTERNATIONAL CORP	Vandenberg AFB	50			50			
RUSSELL HEATING & AC CO	Santa Barbara	174			174			
SAN DIEGO DIVERSIFIED	Santa Barbara	35			35			
SAN LUIS SALES	Vandenberg AFB	164						
SANTA BARBARA APPLIED OPTICS	Carpinteria	164						
SANTA BARBARA APPLIED OPTICS	Santa Barbara	175			175			
SANTA BARBARA TRANSPORTATION	Vandenberg AFB	214			214			
SCHOLTEN ROOFING INC	Vandenberg AFB	308			308			
SCIENCE APPLICATIONS INIL CORP	Goleta	26,560		26,560				
SCIENCE APPLICATIONS INIL CORP	Santa Barbara	95			95			
SCIENTIFIC TRANSLATION SERVICE	Santa Barbara	36			36			
SECURITY FENCE CO	Vandenberg AFB	110			110			
SHELLMAKER INC	Santa Barbara	800						
SIGNAL TECHNOLOGY INC	Goleta	29		29				800
SOFTOOL CORP	Santa Barbara	37			37			
SONATECH INC	Goleta	462		462				
SONATECH INC	Goleta	173		173				
SOUTHERN CAL GAS COMPANY	Santa Barbara	2,625		2,625				
SPERRY CORPORATION	Vandenberg AFB	4,412			4,412			
SRS TECHNOLOGIES	Santa Maria	669			669			
SUPERCONDUCTOR TECH INC	Vandenberg AFB	1,091		1,091				
SVERDRUP CORPORATION	Goleta	1,370		1,370				
TECHNICAL WIRE PRODUCTS INC	Vandenberg AFB	184			184			
TECOLOTE RESEARCH INC	Santa Barbara	53			53			
TODD PACIFIC SHIPYARDS CORP	Santa Barbara	7,997		7,997				
TOYON RESEARCH CORP	Waldorf	34		34				
TOYON RESEARCH CORP	Goleta	1,966		1,966				850
TRI-SIGNAL INC	Santa Barbara Municipi	110						
U OF CALIFORNIA	Vandenberg AFB	212			212			
UNIRULE INDUSTRIES INC	Santa Barbara	67		67				
UNISYS CORPORATION	Santa Barbara	56			56			
UNITED ENGINEERS & CONSTRS	Santa Maria	16,159			16,159			
UNIV OF CAL AT SANTA BARBARA	Vandenberg AFB	62		62				
UNIVERSITY OF CALIFORNIA	Santa Barbara	9,810			9,810			
URS CORPORATION	Santa Barbara	110			110			
VEATCH ELECTRIC SERVICE INC	Vandenberg AFB	2,507-						2,507-
VIA GEO RESOURCES INC	Vandenberg AFB	66		66				
WAITES ICE CREAM INC	Lompoc	67		67				
WATKINS-JOHNSON COMPANY	Santa Barbara	93			93			
WESTINGHOUSE ELECTRIC CORP	Vandenberg AFB	31		31				
WYATT TECHNOLOGY CORP	Santa Barbara	169			169			
XEROX CORPORATION	Vandenberg AFB	657,696			657,696			
TOTAL - Santa Barbara		42,167	290,621	304,230	3,368	800	16,510	

PRIME CONTRACT AWARDS BY STATE, COUNTY, CONTRACTOR, AND PLACE
 FISCAL YEAR 1988 (OCT - SEP)
 California

COUNTY NAME/ CONTRACTOR NAME		LOCATION NAME	DOD TOTAL	ARMY	NAVY	AIR FORCE	DLA	OCE	ODA
(DOLLARS IN THOUSANDS)									
Santa Clara	3 H INDUSTRIES	Sunnyvale	160			160			
A & A	ELECTRIC INC	Sunnyvale Air Force	27			27			
A T & T	INFORMATION SYSTEMS	Sunnyvale Air Force	1,089			1,089			
ABBETT	ELECTRIC CORP	Sunnyvale Air Force	193			193			
ABBOTT	LABORATORIES	Mountain View	40				40		
ACCELTRTOR	SYSTEMS INTRNTRIONAL	Milpitas	39		39				
ACR	ENTERPRISES	San Jose	136			136			
ACRIAN	INC	San Jose	58				58		
ACUREX	CORPORATION	Mountain View	8,096		124	7,972			
ACUSON	CORPORATION	Mountain View	569			233			
ADAC	LABORATORIES	Milpitas	1,094	187		907	336		
ADAPTIVE	ELECTRONICS	San Jose	73		73				
ADDINGTON	LABORATORIES INCORPO	Sunnyvale	78-		78-				
ADEPT	TECHNOLOGY INC	San Jose	69		69				
ADIDAS	USA INC	San Jose	147			147			
ADVANCED	DECISION SYSTEMS	Mountain View	9,025	6,110		2,915			868
ADVANCED	ELECTRONICS DESIGN	Sunnyvale	53			53			
ADVANCED	RES & APPLICATIONS	Sunnyvale	2,425	769	500	288			
AEROMETALS	INC	Mountain View	47			47			
AIM	TECHNOLOGY	Palo Alto	69	69					
AIR PRODUCTS	AND CHEMICALS	Santa Clara	144			144			
ALL STAR	MAINTENANCE INC	Moffett Field NAS	379		379				
ALTOS	COMPUTER SYSTEMS	San Jose	61		61				
ALTUS	CORPORATION	San Jose	70	77	53	60-			155
AMADAHL	CORP	Sunnyvale	155			205			
AMDAHL	CORPORATION	Sunnyvale	205						
AMERICAN	BUILDERS	Mountain View	28	28					
AMERICAN	BUILDERS	Sunnyvale Air Force	199			199			
AMERICAN	FELSON JV	Sunnyvale Air Force	1,897			1,897			
AMERICAN	INST RSRCH BEHAV SCI	Palo Alto	625		565	60			
AMERICAN	QUALITY MACHINE	Gilroy	97-			97-			
AMERIKO	SEATING	Santa Clara	29		29				
AMERIKO	INDUSTRIES INC	Sunnyvale Air Force	730			730			
AMOCO	TECHNOLOGY CO	Rancho Rinconada	95		95				
AMRAY	INC	Santa Clara	190		190				
ANALATOM	INC	Sunnyvale	49			49			
ANALOG	DESIGN TOOLS INC	Sunnyvale	170			170			
ANALYTIC	BIOPHYSICS	Sunnyvale	50			50			
ANDREW	CALIFORNIA CORPORATION	Sunnyvale	43			43			
APPLICATION	DEV SYSTEMS	San Jose	39			39			
APPLIED	TECHNOLOGY ASSOC INC DEL	Mountain View	3,427		508	2,919			
ARGOSYSTEMS	INC	Sunnyvale	5,779		5,151	628			
ARROW	ELECTRONICS INC	Mountain View	71				71		
ARROW	ELECTRONICS INC	Santa Clara	105		105				
ARROW	ELECTRONICS INC	Santa Clara	78				78		
ASSOCIATED	EMERG PHYS INC	Sunnyvale	154						
ASTRON	RESEARCH & ENGINEERING	Sunnyvale	1,007	154		853			450

PRIME CONTRACT AWARDS BY STATE, COUNTY, CONTRACTOR, AND PLACE
 FISCAL YEAR 1988 (OCT - SEP)
 California

COUNTY NAME/ CONTRACTOR NAME		LOCATION NAME	DOD TOTAL	ARMY	NAVY	AIR FORCE	DLA	OCE	ODA
(DOLLARS IN THOUSANDS)									
Santa Clara	ATACS CORPORATION	Mountain View	695		637	13,243			
	ATLANTIC RESEARCH CORP TRW JV	San Jose	50		50		81		
	AUTEK SYSTEMS CORPORATION	San Jose	1,294		1,168	45			
	AUTOMATION ATWORK INC	San Jose	45	45					
	AVANTEK INC	Milpitas	106		37	69			
	AVANTEK INC	Santa Clara	756		347	372	37		
	AVNET INC	Santa Clara	100				100		
	AVNET INC	Sunnyvale	47				47		
	AYDIN CORPORATION	San Jose	16,228	2,348	637	13,243			
	BANCOMM CORPORATION	San Jose	33	33					
	BANDY G W INC	Burbank	211		211				
	BATTELLE MEMORIAL INSTITUTE	Stanford	28	28					
	BAXTER HEALTHCARE CORP	Palo Alto	268		268				
	BAY CITIES REFUSE CO	Sunnyvale Air Force	88		88				
	BEAM ENGINEERING	Sunnyvale	77		77				
	BECKMAN INSTRUMENTS INC	Palo Alto	202	202					
	BECTON DICKINSON & COMPANY	Los Gatos	540		540		540		
	BECTON DICKINSON & COMPANY	Mountain View	341	245	96		182		
	BELL INDUSTRIES INC	Mountain View	182		182				
	BENSON INC	Santa Clara	60		60				
	BENSON R C & SONS	Mountain View Air Force	358		358		423		
	BOSCO OIL INC	Sunnyvale Air Force	423		423				
	BOTHMAN BOB CONCRETE CNSTR CO	Mountain View	191		191				
	BR COMMUNICATIONS	Moffett Field NAS	9,938	161	4,745	5,032			212
	BRANDT ELECTRONICS INC	Sunnyvale	63		63				
	BRIDGE COMMUNICATIONS INC	Mountain View	643		192	239			
	BRITTON LEE INC	Mountain View	134		134				
	BUCKS BUTANE PROPANE SVC INC	Los Gatos	71	71					
	BURKE INDUSTRIES INC	San Jose	1,588		1,588				
	C 3 INC	San Jose	71		71				
	C T T INC	Milpitas	34		34				34
	CALIFORNIA MICROWAVE, INC	Santa Clara	67		67		37		
	CALMA COMPANY	Sunnyvale	2,305	584	1,470	251			
	CARROLL/RESOURCES ENGRG & MGT	Milpitas	251	251					
	CARVER BACH	Palo Alto	38		38			38	
	CCL INCORPORATED	Cupertino	50		50				
	CELERITEK, INC	Sunnyvale	426	426					
	CENTRAL FENCE CO	San Jose	2,064		569	1,495			
	CHEM STOR	Moffett Field NAS	58		58				
	CHEM ENGINEERING AND SERVICES	Gilroy	149		149				
	CLARKLIFF OF SAN JOSE INC	Burbank	88	88					
	CLAY TARGET ENTERPRISES	San Jose	56	56					
	CLIMATE AIR CORPORATION	Campbell	110		110				
	CMX CORPORATION	Moffett Field NAS	240	141	99				63
	COHERENT INC	Santa Clara	816	297	113	343			
	COMPRESSION LABS INC	Palo Alto	441		147	294			
	COMPUTER GRAPHICS CENTER INC	San Jose	91		91				

PRIME CONTRACT AWARDS BY STATE, COUNTY, CONTRACTOR, AND PLACE
 FISCAL YEAR 1988 (OCT - SEP)
 California

COUNTY NAME/ CONTRACTOR NAME	LOCATION NAME	DOD TOTAL	ARMY	NAVY	AIR FORCE	DLA	OCE	ODA
Santa Clara								
COMTECH MICROWAVE CORP	Sunnyvale	51	51					
CONDOR ELECTRONICS INC	Sunnyvale	43		43				
CONDOR RELIABILITY SERVICES	Sunnyvale	76	76					
CONDOR SYSTEMS INC	San Jose	1,090		990	100			
CONTROL DATA CORPORATION	San Jose	203		203				
CONVENTION MARKETING SERVICES	Sunnyvale	166			166			
CONVEX COMPUTER CORP	San Jose	822		822				
CONVEX CORPORATION	San Jose	35		35				
CORLIOLIS CORPORATION	Palo Alto	175			175			
CORLIOLIS CORPORATION	Saratoga	275			275			
CORPORATE SYSTEMS GROUP	Cupertino	41		41				
CORTRONICS	Santa Clara	31-			31-			
CRAFTSMAN ELEVATORS INC	Sunnyvale	42			42			
CRANE CO	Sunnyvale	100			100			
CRISIS COMPUTER CORP	Burbank	183		74		83		
CROMEMCO INC	San Jose	74						
CSA ENGINEERING INC	Mountain View	26			26			
CUSTOM ELECTRONICS	Palo Alto	138	39		99			
CUSTOM MACHINE WKS	San Jose	49	49					
CUSTOM SWITCHGEAR & CONTROLS	San Jose	348	164		149			
CXR TELCOM CORPORATION	Santa Clara	31		35				
DAISY SYSTEMS CORPORATION	Mountain View	277	36	211		30		
DATAGATE INC	Mountain View	116		116				
DATAGATE INC	Milpitas	1,853		1,028	825			
DATUM INC	Sunnyvale Air Force	27			27			
DAVID SARNOFF RESEARCH LABS	San Jose	33	33					
DAVIS R L CONSTRUCTION CO	San Jose	355			355			
DEACON RESEARCH	Moffett Field NAS	192		192				
DEACOX RESEARCH	Palo Alto	722	56	666				
DELFIN SYSTEMS	Palo Alto	55			55			
DELTA RESEARCH GROUP, INC	Sunnyvale	175	175					
DEST CORPORATION	Mountain View	1,041-	1,041-					
DIGITAL EQUIPMENT CORPORATION	Milpitas	49	49					
DIGITAL MICROWAVE CORPORATION	Santa Clara	31		31				
DIONEX CORPORATION	San Jose	265			208			
DU PONT E I DE NMOURS COMPANY	Sunnyvale	197		118	37			
DURHAM MEAT COMPANY	Sunnyvale	207	42					
DYNACORP	San Jose	222			190	207		
E G & G GEOMETRICS	San Jose	58			58			
E G G WASH ANALYTICAL SVCS CTR	San Jose	343		343				
E I P MICROWAVE INC	Sunnyvale	70		70				
E-TEK DYNAMICS INC	Sunnyvale	965		965				
EASTMAN KODAK COMPANY	San Jose	3,134			2,169			
EATON CORPORATION	San Jose	49			49			
ECAD INC	San Jose	67	67					
ECONOMY FOODS INC	Sunnyvale	2,555		39	2,555			
EDUCATIONAL INDUSTRIAL SALES	San Jose	1,604				1,604		
	Los Altos	93			93			

PRIME CONTRACT AWARDS BY STATE, COUNTY, CONTRACTOR, AND PLACE
 FISCAL YEAR 1988 (OCT - SEP)
 California

COUNTY NAME/ CONTRACTOR NAME	LOCATION NAME	DOD TOTAL	ARMY	NAVY	AIR FORCE	DLA	OCE	ODA
Santa Clara						55		
ELANTEC INC	Milpitas	55		1,387				
ELECTRONIC SUPPORT SYSTEMS	San Jose	1,517		517				
ELXSI CORPORATION DELAWARE	San Jose	302			302			308
ENGINEERED MODULAR STRUCTURES	San Jose	33,873						
ESL INCORPORATED	Sunnyvale	147	29,055	4,510				
F M C ASSOCIATES	Moffett Field NAS	378	100	147	149			
FAILURE ANALYSIS ASSOCIATES	Palo Alto	209		129				
FAIRCHILD SEMICONDUCTOR CORP	Palo Alto	275		209				
FAIRCHILD WESTON SYSTEMS	Palo Alto	41	275					
FALCON SYSTEMS INC	Cupertino	41	41					
FEDERAL DATA CORPORATION	Cupertino	825		825				
FEDERAL PRODUCTS CORPORATION	Cupertino	102						
FINNEGAN MAT	Santa Clara	161		161				
FINNIGAN CORPORATION	San Jose	1,476	430	634	199			
FL AEROSPACE CORP	San Jose	132		476			50	
FL INDUSTRIES INC	Sunnyvale	132		132				
FMC CORPORATION	San Jose	485,359	484,322	1,037				702
FORBES MANUFACTURING, INC	Santa Clara	45,512	44,517	293				
FORD AEROSPACE	Mountain View	60			60			
FORD AEROSPACE	Palo Alto	45,563	10,435	394	34,734			
FORD AEROSPACE	San Jose	35,775	638		35,137			
FORD AEROSPACE	Sunnyvale	214,392		3,820	210,572			
FOXBORO COMPANY THE	Sunnyvale	200				200		
FUNCTION MODULES INC	San Jose	90				90		
G & F CO	Santa Clara	4,634						4,634
GALAXY MICROSYSTEMS INC	Santa Clara	480			480			
GALAXY MICROSYSTEMS INC	Los Gatos	179						
GENERAL ELECTRIC COMPANY	San Jose	60		179				
GENRAD INC	San Jose	129		129	60			
GLENAIR INC	Milpitas	158		158				
GOULD INC	Sunnyvale	282		209				
GRANGER ASSOCIATES, INC	Cupertino	73			133			
GRID SYSTEMS CORPORATION	Santa Clara	1,138	1,005					
GTE PRODUCTS CORP DEL CORP	Mountain View	583	499		84			
GTE SERVICE CORPORATION	Mountain View	14,516	5,336	7,727	1,064			389
HADLAND PHOTONICS INC	Mountain View	163		163				
HANDAR	Cupertino	94	94					
HARRIS CORPORATION	Sunnyvale	94		42			52	
HASKEL INC	Mountain View	200	200					
HEATHORN N V	Burbank	96	96					
HELIX ELECTRIC, INC	Sunnyvale Air Force	231			231			
HERAEUS LASERSONICS INC	San Jose	93			93			
HERCULES PAINTING CO	Santa Clara	79			79			
HEROTEK, INC	Moffett Field NAS	77		77				
HEWLETT-PACKARD COMPANY	Sunnyvale	149		44	105			
HEWLETT-PACKARD CO.	Palo Alto	110		110				
HEWLETT-PACKARD COMPANY	Palo Alto	43	43					
HEWLETT-PACKARD COMPANY	Cupertino	130	48					

PRIME CONTRACT AWARDS BY STATE COUNTY, CONTRACTOR, AND PLACE
 FISCAL YEAR 1988 (OCT - SEP)
 California

COUNTRY NAME/ CONTRACTOR NAME		LOCATION NAME	DOD TOTAL	ARMY	NAVY	AIR FORCE	DLA	OCE	ODA
(DOLLARS IN THOUSANDS)									
Santa Clara	KELLER & GANNON	Moffett Field NAS	164		164				
	KELLY COMPUTER SYSTEMS INC	Mountain View	31		31				
	KESTREL INSTITUTE	Palo Alto	1,541		1,541	279			
	KILBURN WESTERN INC	San Jose	184		184				
	KINETIC ENGINEERING & CONSTR	Moffett Field NAS	532		532	485			
	KNOWLEDGE SYSTEMS CONCEPTS	Mountain View Air Force	485		485	56			
	KONICA BUSINESS MACHINES USA	Sunnyvale Air Force	56		56				
	KONTRON ELECTRONICS INC	Mountain View	33	33					
	KRATOS INC	Los Gatos	99		35	64			
	L P COM	Mountain View	68		32	36			
	LAIIDLAW TRANSIT INC	Moffett Field NAS	51		51				
	LASERGENICS CORPORATION	San Jose	170	80		90			
	LEWIS ALFRED M INC	San Jose	173				173		
	LIGHTWAVE ELECTRONICS CORP	Mountain View	611			347			
	LILJA INDUSTRIAL CONSTRUCTION	Sunnyvale Air Force	301	264		301			
	LINEAR TECHNOLOGY CORPORATION	Milpitas	785				785		
	LISTA INTERNATIONAL CORP	San Jose	46		46				
	LITTON INDUSTRIES INC	San Jose	15,607		173	15,379			
	LITTON INDUSTRIES INC	Sunnyvale	5,701		5,737	110-	55		
	LITTON SYSTEMS INC	Mountain View	1,953			1,953	74		
	LITTON SYSTEMS INC	Sunnyvale	4,045			4,045			
	LITTON SYSTEMS INC	Sunnyvale	26				26		
	LKB INSTRUMENTS INC	Sunnyvale	1,980		985	790	205		
	LOCKHEED CORPORATION	Burbank	60			60			
	LOCKHEED CORPORATION	Palo Alto	54			54			
	LOCKHEED CORPORATION	Santa Clara	16,216						5,109
	LOCKHEED MISSILES & SPACE CO	Palo Alto	3,471	3,072	3,966	4,069			
	LOCKHEED MISSILES & SPACE CO	Santa Clara	3,471		3,471				
	LOCKHEED MISSILES & SPACE CO	Sunnyvale	1,890,345	110,040	1,494,858	281,113			4,334
	LOCKHEED SUPPORT SYSTEMS INC	Moffett Field NAS	51			51			
	LORAL CORPORATION	San Jose	1,056	708	301	47			
	LORAL MICROWAVE FSI	San Jose	32			32			
	LORAL MICROWAVE NARDA	San Jose	64		33				
	LORAL ROLM MIL-SPEC COMPUTERS	San Jose	10,493	9,144	1,349				
	M M R TECHNOLOGIES, INC	Mountain View	249		249				
	MANTECH INTERNATIONAL CORP	Sunnyvale	6,751		6,751				
	MANUFACTURING ENERGY TECHNOLOGY	San Jose	39-	39-					
	MARC ANALY RSH CPTN	Palo Alto	30		30				
	MARFIELD CO	Sunnyvale Air Force	82			82			
	MARSHALL INDUSTRIES	Santa Clara	61				61		
	MARTIN MARIETTA CORPORATION	Mountain View	450			450			
	MARTIN MARIETTA CORPORATION	Sunnyvale	125			125			
	MASSACHUSETTS COMPUTER CORP	San Jose	100						
	MAXIM TECHNOLOGIES INC	Santa Clara	965		100				
	MAYFLOWER COMMUNICATION CO	Sunnyvale	50	50					589
	MC CORMICK & COMPANY INC	Gilroy	427		376				
	MEDASONICS, INC	Mountain View	59						
	MEMISTOR CORP	Stanford	48						

PRIME CONTRACT AWARDS BY STATE, COUNTY, CONTRACTOR, AND PLACE
FISCAL YEAR 1988 (OCT - SEP)
California

COUNTY NAME/ CONTRACTOR NAME		LOCATION NAME	DOD TOTAL	ARMY	NAVY	AIR FORCE	DLA	OCE	ODA
(DOLLARS IN THOUSANDS)									
Santa Clara	MEMOREX CORPORATION	Milpitas	2,546	2,384	85	77			
	MEMOREX CORPORATION	Santa Clara	950	820	80	50			
	MERLIN ENGINEERING WORKS INC	Palo Alto	61			61			
	METELICS CORP	Sunnyvale	91				91		
	MIAMI COMPUTER SUPPLY INC	Sunnyvale	30				30		
	MICRO INCORPORATED	Sunnyvale	49				49		
	MICROWAVE MODULE & DEVICES	Palo Alto	668			668			
	MIDWEST COMMUNICATIONS CORP	Mountain View	56			56			
	MIDCOM SYSTEMS CORPORATION	Santa Clara	209	209					
	MILLER HERMAN INC	Moffett Field NAS	57						
	MOHAWK PACKING CO INC	Santa Clara	114				114		
	MOLECULAR DEVICES CORPORATION	San Jose	724				724		
	MONOLITHIC MEMORIES INC	Palo Alto	517	517					
	MONOLITHIC SYSTEMS CORPORATION	Santa Clara	234	234					
	MOTOROLA COMPUTER SYSTEMS INC	Sunnyvale	311	311					
	MURPHY HARRY L INC	Cupertino	2,558	2,071	487	31			
	N C M CORPORATION	Sunnyvale Air Force	47				47		
	N F R A INC	Santa Clara	32						
	NABISCO BRANDS INC	Milpitas	32						
	NATIONAL NUCLEAR CORP	San Jose	296				296		
	NATIONAL PRESERVE CO	Mountain View	27						
	NATIONAL SEMICONDUCTOR CORP	San Jose	64				64		
	NCR CORPORATION	Santa Clara	2,337	2,014	273	50			
	NEVADA ENGRG & TECHNOLOGY	Mountain View	5,391	5,391					
	NIELSEN A C COMPANY	Sunnyvale	113						
	NIELSEN ENGINEERING AND RES	Mountain View	55			55			
	NISSEI SANGYO AMERICA LTD	Mountain View	67			38			
	NORTHERN TELECOM INC DEL	Mountain View	123						
	NORTHERN TELECOM INC DEL	Santa Clara	129						
	O'GRADY PAVING, INC	Sunnyvale Air Force	101			101			
	OCE -INDUSTRIES INC	Moffett Field NAS	226						
	OFFICE AUTOMATION INC	San Jose	25						
	OLYMPUS CORP	Santa Clara	67						
	OMEGA ELECTRONICS	San Jose	29						
	OMEGA MICROWAVE INC	Sunnyvale	54						
	OMNIYIG INC	San Jose	56						
	OPERATIONS CONTROL SYSTEMS INC	Santa Clara	93						93
	OPTIVISION INC	Palo Alto	28						
	OZALID CORP	Palo Alto	50						
	P & L ELECTRIC INC	Sunnyvale	31						
	P E M INSULATION COMPANY INC	Sunnyvale Air Force	427			427			
	PACIFIC BELL	Sunnyvale Air Force	215			215			
	PACIFIC GAS AND ELC COMPANY	Sunnyvale Air Force	165			165			
	PACIFIC MONOLITHICS INC	Sunnyvale Air Force	974			974			
	PACIFICA SERVICES INC	Sunnyvale	194			50			
	PALMER WHOLESALE GLAZING	Sunnyvale Air Force	6,103	50	94	6,103			
		San Jose	35	35					

PRIME CONTRACT AWARDS BY STATE, COUNTY, CONTRACTOR, AND PLACE
 FISCAL YEAR 1988 (OCT - SEP)
 California

COUNTY NAME/ CONTRACTOR NAME	LOCATION NAME	DOD TOTAL	ARMY	NAVY	AIR FORCE	DLA	OCE	ODA
Santa Clara	Sunnyvale Air Force	4,016			4,016			
PAN AM WORLD SERVICES INC	Santa Clara	134			134			
PARALLAX GRAPHICS INC	Palo Alto	93			93			
PEDA CORP	San Jose	234		234				
PERKIN ELMER CORPORATION	Sunnyvale	129		129				
PHILIPS ELECTRONIC INSTRS	Santa Clara	69		69				
PHOTONIC SYSTEMS INC	Santa Clara	28				28		
PIONEER-STANDARD ELECTRONICS	Santa Clara	188				188		
PLANTRONICS INC	San Jose	35	35					
PLEXUS COMPUTERS INC	Sunnyvale	2,004	1,516	284		204		
POWER TEN INC	Santa Clara	14,117		13,368	707	42		
PRECISION ECHO	Santa Clara	1,997	1,997			37		
PRECISION MONOLITHICS INC	Mountain View	30		30				
PROXIMITY INC	Sunnyvale	50		50				
PULNIX AMERICA INC	Mountain View	37	37					
PYRAMID TECHNOLOGY CORPORATION	Sunnyvale	68				68		
QUALIFIED PARTS LAB INC	Cupertino	68				68		
QUALITY ELECTRIC SUPPLY CO INC	Sunnyvale	68				68		
QUALITY ELECTRIC SUPPLY CO INC	Sunnyvale	68				68		
QUALITY ELECTRIC ASSEMBLY	Sunnyvale	68				68		
QUALITY ELECTRONIC ASSEMBLY	Sunnyvale	68				68		
QUANTEL INTERNATIONAL INC	Santa Clara	554	412		142			
QUANTEX CORPORATION	Sunnyvale	33	33					
QUANTIC INDUSTRIES INC	Milpitas	45		45				
R O ASSOCIATES INC	Sunnyvale	47				47		
R D B INC	Sunnyvale Air Force	284			284			
R W GRAPHICS	Mountain View	50			50			
RADIAN CORPORATION	Santa Clara	1,830		1,830				
RALCOM SYS CORP	Mountain View	49			49			
RALCOM SYS CORP	Santa Clara	149			29			
RAMTEK CORPORATION	Santa Clara	82	41	79				
RAPHAEL CONSTRUCTION CO INC	Moffett Field NAS	248		82	248			
RASOR ASSOCIATES, INC	Sunnyvale	50			50			
RATIONAL COMPANY	Mountain View	93				93		
RAYTHEON COMPANY	Mountain View	29			29			
RAYTHEON COMPANY	Santa Clara	737	737					
REALTIME X-RAY IMAGING CORP	Santa Clara	150	150					
REDLAKE CORPORATION	Morgan Hill	265						
REFINED MOTION ENGINEERING INC	Santa Clara	507		115				
RESPOND INDUSTRIES CORPORATION	Santa Clara	410		507				
RETICON CORPORATION	Sunnyvale	19,568	79	19,188	410			
RFI ELECTRONICS INC	Sunnyvale	37			301			
ROCKWELL INTERNATIONAL CORP	San Jose	1,865		1,865				
ROLLINS ENVIRONMENTAL SVCS NJ	Sunnyvale	50				50		
ROOFING CONSTRUCTORS INC	Moffett Field NAS	790		790				
RUGGED DIGITAL SYSTEMS INC	Mountain View	35						
RUTH & GOING INC	Moffett Field NAS	69		69				
S T B & ASSOCIATES INC	Sunnyvale	29		29				
SAFETY STORAGE INC	Cupertino	680	179					
SAN JOSE DISPOSAL CO INC	Moffett Field NAS	108						

PRIME CONTRACT AWARDS BY STATE, COUNTY, CONTRACTOR, AND PLACE
 FISCAL YEAR 1988 (OCT - SEP)
 California

COUNTY NAME/ CONTRACTOR NAME	LOCATION NAME	DOD TOTAL	ARMY	NAVY	DLA	OCE	ODA	(DOLLARS IN THOUSANDS)	
								AIR FORCE	
Santa Clara									
SAN JOSE STATE UNIVERSITY	San Jose	603		286				317	
SAXPY COMPUTER CORPORATION	Sunnyvale	192	49	96				47	
SCHMIDT T E & SONS	Sunnyvale Air Force	329			35			329	
SCHWEBER ELECTRONICS CORP	Sunnyvale	35							
SCIENCE APPLICATIONS INTL CORP	Los Altos	490		490					
SCIENCE APPLICATIONS INTL CORP	Sunnyvale	144		144					
SEAGULL TECHNOLOGY INC	Sunnyvale	50	50						
SEIKO INSTRUMENTS USA INC	San Jose	32		39				32	
SEQUENCE INCORPORATED	San Jose	39							
SEQUIOIA-TURNER CORPORATION	Mountain View	42						42	
SIDEBAND ASSOCIATES INC	San Jose								
SIEMENS CORPORATION	Palo Alto	105	34	71					
SIERRA MEASUREMENTS	Santa Clara	38	38						
SIGNAL SCIENCE INC	Santa Clara	94						94	
SILICON GRAPHICS INC	Mountain View	829	829						
SILICON GRAPHICS INC	Sunnyvale	400						400	
SIMCO ELECTRONICS	Santa Clara	3,457						3,457	
SINGER COMPANY THE	Moffett Field NAS	1,581		1,581					
SMITHKLINE BECKMAN CORPORATION	Palo Alto	27		27					
SONY COMMUNICATION PRODUCTS	San Jose	31		31					
SONY CORP OF AMERICA	San Jose	897		143				754	
SOUND TECHNOLOGY INC	Campbell	78		78					
SPACE APPLICATIONS CORPORATION	Santa Clara	8,288		50				8,288	
SPACE POWER INCORPORATED	San Jose	826						776	
SPACE POWER INCORPORATED	Sunnyvale	151						151	
SPECTRA DIODE LABORATORIES INC	San Jose	999						999	
SPECTRA PHYSICS INC	San Jose	645	235					347	
SPECTRUM SCIENCES	Mountain View	44		63					
STANFORD APPL ENG INC	Santa Clara	44		44					
STANFORD TELECOMMUNICATIONS	Santa Clara	316		316					
STANFORD UNIVERSITY	Santa Clara	25,387	25,387					171	
STANFORD UNIVERSITY	Stanford	887	887					2,225	
STANFORD UNIVERSITY	Stanford University	26,237	3,097	20,915					
STAPLETON-SPENCE PACKING CO	Stanford	8,184	980	2,474				4,167	
STAR MICROWAVE	San Jose	171							
STELLAR SYSTEMS INC	Campbell	536	95					441	
STRUCTURAL INTEGRITY ASSOC INC	Santa Clara	143						143	
STRUCTURAL MEASUREMENT SYSTEMS	San Jose	157						157	
STRYKER CORPORATION	San Jose	87		87					
SUGIMURA & ASSOC ARCHITECTS	Sunnyvale	31	31						
SUN MICROSYSTEMS INC	Campbell	40	40						
SUN MICROSYSTEMS INC	Milpitas	335						335	
SUN MICROSYSTEMS INC	Mountain View	2,875	35	2,840					
SUN MICROSYSTEMS INC	Palo Alto	620						620	
SWAFFORD INDUSTRIES	Palo Alto	25							
SYLVAX SCIENTIFIC	Sunnyvale	46	46						
SYLVEST MANAGEMENT SYSTEM	Mountain View	142	142						
SYNERGISTIC DETECTOR DESIGNS	Mountain View	261						50	
SYNERGISTIC TECHNOLOGY INC	Cupertino	1,889	1,889						

PRIME CONTRACT AWARDS BY STATE, COUNTY, CONTRACTOR, AND PLACE
FISCAL YEAR 1988 (OCT - SEP)
California

COUNTY NAME/ CONTRACTOR NAME		LOCATION NAME	DOD TOTAL	ARMY	NAVY	AIR FORCE	DLA	OCE	ODA
(DOLLARS IN THOUSANDS)									
Santa Clara									
UNITED ENGINEERS & CONSTRS		Sunnyvale Air Force	458			458			
UNITED TECHNOLOGIES CORP		San Jose	105,959	155	27,658	78,146			
UNIVERSITY OF SANTA CLARA		Santa Clara	265	111	55	99			
VARIAN ASSOCIATES INC		Palo Alto	36,615	6,720	14,709	12,136	3,050		
VARIAN ASSOCIATES INC		Santa Clara	20,839	286	20,234	193	126		
VELCON FILTERS INC		San Jose	168			69	99		
VELONEX		Santa Clara	27		27				
VERSATEC INC		Santa Clara	92	92					
VICOM SYSTEMS INC		San Jose	110		110				
VIDEOTEK INC		Sunnyvale	32	32					
VIERRAS GARDEN & LAWN SERVICE		Moffett Field NAS	496	496					
VINDICATOR INC		San Jose	25-			25-			
VISTA RESEARCH INC		Mountain View	529	433		96			
VISTA RESEAPCH INC		Mountain View	26	26					
VLSI DESIGN ASSOCIATES INC		San Jose	31	31					
WAGNER DANIEL H ASSOCIATES		Sunnyvale	48		48				93
WAHLER COMPANY		Palo Alto	93						
WANG LABORATORIES INC		Sunnyvale Air Force	158			158			
WATKINS-JOHNSON COMPANY		Palo Alto	8,911	645	4,624	3,456	186		
WATKINS-JOHNSON COMPANY		Palo Alto	26,583		22,374	4,209			
WAVETEK CORPORATION		San Jose	59	27		32			
WAVETEK MICROWAVE INC		Sunnyvale	1,879	1,334		501	44		
WEIDLINGER ASSOCIATES INC		Los Altos	40	40					
WEIDLINGER ASSOCIATES INC		Palo Alto	936			269			667
WESTERN MICROWAVE INC		Sunnyvale	116			116			
WESTINGHOUSE ELECTRIC CORP		Sunnyvale	353,483		283,882	56,775	1,556		11,270
WHITE CONSTRUCTION CO		Moffett Field NAS	79		79				
WILTRON COMPANY		Morgan Hill	6,769	5,372	541	856			
WILTRON COMPANY		Mountain View	151	151					
WOLLONGONG GROUP THE		Palo Alto	140		113	27			
XEROX CORPORATION		Palo Alto	810		810				
XICOR INC		Milpitas	75		75				
XIDEX CORPORATION		Sunnyvale	1,316	1,207		32	77		
XKD CORPORATION		Los Gatos	52	52			41		
XOCHYL AEROSPACE ENGINEERING		San Jose	41						
ZETA LABORATORIES INC		San Jose	166	166					
ZEUS COMPONENTS INC		Milpitas	36				36		
ZILOG INC		Campbell	134				134		
TOTAL - Santa Clara			3,842,869	826,473	2,058,281	907,161	17,967	583	32,404
Santa Cruz									
A C S COMMUNICATIONS INC		Scotts Valley	81						81
ATLANTIC BRANDS INC		Watsonville	178						178
BORLAND INTERNATIONAL INC		Scotts Valley	25	25					
CATALANO V J INC		Watsonville	682						682
EBSCO INDUSTRIES INC		Santa Cruz	1,593	142	324	1,127			
EBSCO INDUSTRIES INC		San Lorenzo Valley	26		26				

PRIME CONTRACT AWARDS BY STATE, COUNTY, CONTRACTOR, AND PLACE
FISCAL YEAR 1988 (OCT - SEP)
California

COUNTY NAME/ CONTRACTOR NAME		LOCATION NAME	DOD TOTAL	ARMY	NAVY	ATR FORCE	DLA	OCE	ODA
(DOLLARS IN THOUSANDS)									
Santa Cruz	GRAYBAR ELECTRIC COMPANY INC	Santa Cruz	34				34		
	INN FOODS INC	Watsonville	109				109		
	LIPTON THOMAS J INC	Santa Cruz	349		349				
	MARSHALL FURNACE CO INC	Scotts Valley	55		55				
	MONOLITHIC SYSTEMS CORPORATION	Santa Cruz	491		491				
	NORSTAR	Scotts Valley	50	50					
	NUSAN CORPORATION	Watsonville	118	118					
	PLANTRONICS INC	Santa Cruz	382		148		234		
	RANK BRIMAR INC	Scotts Valley	136		136				
	SANDERS L INC	Watsonville	105				105		
	SUPERIOR FOODS	Watsonville	33				33		
	SYSTEM PLANNING CORPORATION	Santa Cruz	379		379				
	UNIVERSITY OF CALIFORNIA	Santa Cruz	1,123		1,028	95			
	WATKINS-JOHNSON COMPANY	Santa Cruz	1,364		1,052	312			
	TOTAL - Santa Cruz	Scotts Valley	7,313	335	3,213	2,309	1,456		
Shasta	COOPER COMPANIES INC	Redding	34			34			
	GEMINI FOREST PRODUCTS INC	Redding	272			127	272		
	KESTREL INSTITUTE	Palo Cedro	127			127			
	LIVINGSTON INDUSTRIES INC	Redding	779			318	461		
	LIVINGSTON INDUSTRIES INC	Redding	85	85					
	PACIFIC WESTERN LUMBER INC	Redding	92				92		
	PORTERS PETROLEUM PRODUCTS	Redding	99				99		
	ROBINSON GLENN T INC	Redding	100				100		
	TOTAL - Shasta	Redding	1,588	85	479		1,024		
Siskiyou	EZELL OIL COMPANY INC	Tulelake	57				57		
	EZELL OIL COMPANY INC	Tule Lake	27				27		
	GENERAL DYNAMICS CORPORATION	Bray	100		100				
	TOTAL - Siskiyou	Bray	184		100				
Solano	A D T INC	Fairfield	740			740			
	A T & T INFORMATION SYSTEMS	Fairfield	1,103			1,103			
	ALBAY CONSTRUCTION CO	Vallejo	30		30				
	ALLEN SIMMONS	Fairfield	58		58				
	ALLIED ENTERPRISES INC	Fairfield	454			454			
	AMERICAN BUILDING SERVICES	Fairfield	317			317			
	APPLIED TECHNOLOGY SYSTEMS INC	Vallejo	849		849				
	ARCH TECHNOLOGY CORP	Vallejo	106		106				
	ARIZONA BOILER CO INC	Vallejo	319		319				
	ARNTZ CONTRACTING CO	Fairfield	37		37				
	ARROWHEAD INDUSTRIAL WATER	Vallejo	42		42				
	BABCOCK CONSTRUCTION INC	Fairfield	604			604			
	BABCOCK CONSTRUCTION INC	Vallejo	135						

PRIME CONTRACT AWARDS BY STATE, COUNTY, CONTRACTOR, AND PLACE
 FISCAL YEAR 1988 (OCT - SEP)
 California

COUNTY NAME/ CONTRACTOR NAME	LOCATION NAME	DOD TOTAL	ARMY	NAVY	AIR FORCE	DLA	OCE	ODA
(DOLLARS IN THOUSANDS)								
Solano	BAY PHOENIX CONSULTING	112		112				
	BERRIOS CONSTRUCTION COMPANY,	705		705				
	BETCHART & NORWOOD INC	227			227			
	BULL, VOLKMANN, STOCKWELL							
	CALCOR CONSTRUCTION INC	25		25				
	CALTECH SERVICE CORP	61			61			
	CARTIER CODY ASSOCIATES ARCH	64-		64-				
	CHAUDHARY & ASSOCIATES	86						
	CHEM-NUCLEAR SYSTEMS INC	55		55				
	CHILDS J A CONSTRUCTION CO	223		223				
	CONSOLIDATED PRODUCTS CORP	74		74				
	CONTINENTAL MARITIME INDS	31		31				
	CONTRACT DECOR INC	58			58			
	COULTER ELECTRONICS INC	68			68			
	CROTHALL AMERICAN INC	938			938			
	CROWLEY MARITIME CORPORATION	697		697				
	D & K PAINTING COMPANY INC	30		30				
	D P ENTERPRISES INC	39		39				
	DEPENDABLE JANITORIAL SVC SUP	1,735		1,735				
	DIESEL SYSTEMS INCORPORATED	32				32		
	DIVERSIFIED CONTRACT SERVICES	746		746				
	DIVERSIFIED INSPECTIONS INC	53			53			
	DURBANO DAVID L CONSTRUCTION	42		42				
	DUTRA DREDGING	100		100				
	DYNACORP	628		628				
	EARTH SCIENCE ASSOCIATES	253		253				
	ECOLAIRE COMBUSTION PRODUCTS	240		240				
	ELDORADO ADOBE CONSTRUCTION CO	139		139				
	ELECTRONICS IN MEDICINE INC	32			32			
	ELECTROSPACE SYSTEMS INC	224			224			
	ERICKSON ENVIRONMENTAL	73		73				
	ERICKSON OSCAR E INC	144		144				
	ESPINOSA PHOTO SYSTEMS INC	111		111				
	EXPLOSIVE TECHNOLOGY INC	4,023		4,023				
	EXXON CORPORATION	155,478		155,478				
	FEDERAL DATA CORPORATION	270		270				
	FRANCAIS ENGINEERING CORP	317		317				
	GALAXY 2000 INC	535			535			
	GARRETSON ELMENDORF	32		32				
	GENERAL ELECTRIC COMPANY	80				80		
	GENESIS DATA INC	114		114				
	GLOBAL DIESEL SYSTEMS INC	230					99	
	GOLDEN STATE PIPELINE INC	27			131			
	HEC ELECTRIC L CONSTRUCTION	27			27			
	HECO-PACIFIC MANUFACTURING CO	560		560				
	HEIDE & WILLIAMS, INC	391		391				
	HERCULES PAINTING CO	150			150			

PRIME CONTRACT AWARDS BY STATE, COUNTY, CONTRACTOR, AND PLACE
 FISCAL YEAR 1988 (OCT - SEP)
 California

COUNTY NAME/ CONTRACTOR NAME	LOCATION NAME	DDO TOTAL	ARMY	NAVY	AIR FORCE	DLA	OCE	ODA
Solano						95		
HEWLETT-PACKARD COMPANY	Vallejo	40-		40-				
HON INDUSTRIES INC	Vallejo	81		81				
HONEYWELL BULL AG	Vallejo	1,017		1,017				
HONEYWELL INC	Vallejo	52		52				
INDECK POWER EQUIPMENT CO INC	Vallejo	128		128				
INTERNATIONAL BUS MCHS CORP	Vallejo	38		38				
INTERNATIONAL TECHNOLOGY CORP	Fairfield	95		95				
INTERSTATE CONSTRUCTION INC	Vallejo	99		99				
INTERSYSTEMS CORPORATION	Vallejo	51		51				
KAPLAN/MC LAUGHLIN/DIAZ	Vallejo	88		88				
KELLER & GANNON	Vallejo	106		106				
KENNEDY/JENKS/CHILTON INC	Fairfield	28		28				
KIRNAN CONSTRUCTION	Fairfield	28		28				
KIMBALL CONTRACTORS	Vallejo	59		59				
KNUDSEN DAIRIES INC	Vallejo	60		60				
L & E SERVICE CO INCORPORATION	Vallejo	744		744				
LEAR SIEGLER INC	Fairfield	54		54				
LOCKHEED MISSILES & SPACE CO	Fairfield	84		84				
LOBESTAR ELEVATOR COMPANY	Fairfield	51		51				
LUCERO & SONS	Vallejo	25		25				
MADSEN FLTHMNN A I A ARCHTCTS	Fairfield	352		352				
MC DONALD AL & SONS INC	Vallejo	504		504				
MC DONALD LES CONSTRUCTION CO	Fairfield	2,100		2,100			2,100	
MC GLUMPHY RICHARD	Fairfield	31		31				
MC GRATH RENTICORP	Vallejo	27		27				
MCE CORP	Vallejo	192		192				
MEDICAL SYSTEMS ENGINEERING	Fairfield	120		120				
METIER INC	Vallejo	278		278				
MIDWAY SUPPLY	Vallejo	67	31	36				
MONTHEI MECHANICAL INC	Vacaville	942		942				
MOORES CAFETERIA SERVICE	Fairfield	533		533				
MOTLEY CONSTRUCTION INC	Fairfield	460		460				
NATCO LIMITED PARTNERSHIP	Fairfield	448		448			448	
NATIONAL COMPUTER SYSTEMS	Solano	74		74				
NATIONAL MEDICAL ENTERPRISES	Fairfield	63		63				
NELSON T G ELECTRIC COMPANY	Benicia	28		28				
NEWBERG-BRNDRSON A JINT VNTURE	Fairfield	3,093		3,093				
NOR-CAL ENGINEERING, INC	Fairfield	142		142				
NORTH BAY CONSTRUCTION INC	Vallejo	145		145				
NOVA GROUP INC	Fairfield	362		362				
O'BRIEN-KREITZBERG & ASSOC	Vallejo	260		260				
P B S BUILDING SYSTEMS OF AMER	Fairfield	146		146				
P K CONTRACTORS INC	Fairfield	1,400		1,400				
PAC ORD	Fairfield	3,181		3,181				
PACIFIC GAS AND ELC COMPANY	Vallejo	2,157		2,157				
PAGE CONSTRUCTION CO A CAL	Fairfield	815		815				
PHILLIPS MEDICAL SYSTEMS N AMER	Fairfield	26		26				

PRIME CONTRACT AWARDS BY STATE, COUNTY, CONTRACTOR, AND PLACE
 FISCAL YEAR 1988 (OCT - SEP)
 California

COUNTY NAME/ CONTRACTOR NAME	LOCATION NAME	DOD TOTAL	ARMY	NAVY	AIR FORCE	DLA	OCE	ODA
(DOLLARS IN THOUSANDS)								
Solano	PHILLIPS NATIONAL INC	150			150			
	PSI ASSOCIATES	65		65				
	R E ELECTRICAL CONSTRUCTION	87			87			
	R H K SERVICES INC	201			201			
	R-E CORPORATION	141			141			
	RELIABLE BUILDING MAINT CO	431			431			
	RISK SCIENCE ASSOCIATES	210		210				
	RIVERPORT INDUSTRIES INC	30		30				
	ROCKWELL INTERNATIONAL CORP	228			228			
	SAFETY STORAGE INC	46	46					
	SALM CONSTRUCTION COMPANY	79		79				
	SATELLITE SERVICES INC	920			920			
	SCIENCE APPLICATIONS INTL CORP	7,850		7,850				
	SIEMENS CORPORATION	113-			113-			
	SMITH RICE CO	470		470				
	SOLANO ELECTRIC CO INC	34			34			
	SOUTHWEST MAR SAN FRANCISCO	107		107				
	SPARKS ROOFING COMPANY INC	35		35				
	SPERRY CORPORATION	1,020		1,020				
	SPERRY CORPORATION	161		161				
	SPIRIT ENTERPRISES INC	226			226			
	STANSPEC COMPANY	331			331			
	STEAGALL CLYDE G INC	4,174		4,174				
	STEAGALL CLYDE G INC	34						
	STEPHENS A M CONSTRUCTION CO	3,035	34			3,035		
	STOCKING B C DISTRIBUTING	41		41				
	T A D TECHNICAL SERVICES CORP	389		389				
	TECHNOLOGY SERVICES INC	115		115				
	TECUMSEH CONSTRUCTION COMPANY	151		151				
	TRANSPORT POOL INC	547			547			
	TRAVIS WASTE WATER AUTHOR	28		28				
	TREADWELL CORPORATION	122		122				
	TRI AD SYSTEMS	145		145				
	TRI-AD CONSTRUCTORS	977		977				
	U S EAGLE INC	736		736				
	U S GENERAL, INC	71			71			
	UNGER DEAN F AIA INC	37		37				
	UNITED SERVICES	969			969			
	UNITED STATES DEPT ENERGY	47						47
	UNITED STATES POLLUTION CTRL	352		352				
	V B A R ENTERPRISES, INC	246		246				
	V B N CORPORATION	76			76			
	VALLEJO CITY OF	1,179			1,179			
	VALLEJO CITY OF	216		216				
	VICKERMAN-ZACHERY-MILLER	560		560				
	VIERECK COMPANY INC THE	41			41			
	W-T UNIVERSAL ENGINEERING							

PRIME CONTRACT AWARDS BY STATE, COUNTY, CONTRACTOR, AND PLACE
FISCAL YEAR 1988 (OCT - SEP)
California

COUNTY NAME/ CONTRACTOR NAME		LOCATION NAME	DOD TOTAL	ARMY	NAVY	AIR FORCE	DLA	OCE	ODA
(DOLLARS IN THOUSANDS)									
Solano									
WALKER SHOE CO		Vallejo	151		151				
WANG LABORATORIES INC		Fairfield	38			38			
WANG LABORATORIES INC		Vallejo	68		68				
WARD, BILL PNTG & DECORATING		Fairfield	144			144			
WARREN E GOMES EXCAVATING		Vallejo	151		151				
WESPAC SERCO		Fairfield	62			62			
WEST COAST CANCER FOUNDATION		Fairfield	191			191			
WEST COAST CONTRACTORS INC		Fairfield	167			167			
WEST COAST CONTRACTORS INC		Vallejo	170		170				
WEST COUNTY CONSTRUCTION INC		Fairfield	67			67			
WESTERN STATES DISPOSAL INC		Fairfield	204			204			
WHITE E H & CO INC		Fairfield	638			638			
WILLIAMS & LANE ENERGY INC		Benicia	48	48					
WRIGHT CONTRACTING, INC		Fairfield	168		168				
WRIGHT PAUL V, INC		Fairfield	177		177				
YEI ENGINEERS INC		Vallejo	170		170				
ZENITH ELECTRONICS CORPORATION		Fairfield	97			97			
TOTAL - Solano			225,447	425	43,336	18,798	158,866	3,948	74
Sonoma									
AVCO CORPORATION		Petaluma	536	536					
BARRETTA PETER GRADING CONTR		Healdsburg	29					29	
BIW CABLE SYSTEMS, INC		Santa Rosa	187		148	39			
COMMERCIAL FLEET SERVICE		Geyserville	64					64	
DEPOSITION SCIENCES INC		Santa Rosa	263	263	64				
EAGLE-PICHER INDUSTRIES, INC		Santa Rosa	28		28				
ENTRACO ENGINEERED TRANSITION		Healdsburg	34		34				
ENTRACO INCORPORATED		Rohnert Park	6,315	526	1,176	4,613			
HEWLETT-PACKARD COMPANY		Santa Rosa	7,373	54	426	6,893			
HEWLETT-PACKARD COMPANY		Petaluma	585			585			
HONEYWELL INC		Petaluma	171	171					
INTERSTA BATTERY SY REDWOOD EMPR		Santa Rosa	60-					60-	
J I J CONSTRUCTION CO INC		Healdsburg	263						
KARDEX SYSTEMS INC		Santa Rosa	63					33	
KINEMETRICS		Santa Rosa	111	30	111			87	
KURTZMAN & KODAMA INC		Skaggs Island NSG	87					220	
LA GROW CORP		Petaluma	220						
MAGGIORA & GHILOTTI, INC		Healdsburg	56						
MICROSOURCE INC		Santa Rosa	154		56				
MOTION ANALYSIS CORPORATION		Santa Rosa	92	154			92		
N A K ENGINEERING AND CONS		Petaluma	107						
NOVA COMMERCIAL COMPANY INC		Geyserville	56						
NOVA COMMERCIAL COMPANY INC		Sonoma	122						
OPTICAL COATING LABORATORY		Santa Rosa	64		153				107
QUARTERWAVE CORP		Rohnert Park	94		64				56
RS EAGAN & CO		Sonoma	54		94				
SCALE PEOPLE INC THE		Santa Rosa	54		54				

PRIME CONTRACT AWARDS BY STATE, COUNTY, CONTRACTOR, AND PLACE
FISCAL YEAR 1988 (OCT - SEP)
California

COUNTY NAME/ CONTRACTOR NAME	LOCATION NAME	DOD TOTAL	ARMY	NAVY	AIR FORCE	DLA	OCE	ODA
(DOLLARS IN THOUSANDS)								
Sonoma								
SPHERES CO	Sonoma	306		306				
SYAR INDUSTRIES INC	Healdsburg	55		55				75
UNITED MEDIA ENTERPRISES INC	Santa Rosa	417			417			
VACU-DRY COMPANY	Sebastopol	157	157					
VEHICLE MODIFICATION CO., INC	Petaluma	18,142	1,891	2,769	12,362	509	536	75
TOTAL - Sonoma								
Stanislaus								
ALCOSER & REIS INC	Oakdale	39					39	
ATACS CORPORATION	Salida	59		59				
ATLANTIC BRANDS INC	Patterson	74			74			
BLUE STAR CONSTRUCTION INC	Turlock	135		135				
CAMPBELL'S SOUPS INTER-AMER INC	Modesto	917			917			
CERTIFIED STAINLESS SERVICE	Ceres	152		152				
CONAGRA INC	Turlock	3,200			3,200			
CONDOR LABORATORIES, INC	Modesto	49	49					
HIGGINBOTHAM & ASSOCIATES, PC	Riverbank Army Ammun	125	125					
HUIZAR JOE & SON	Knights Ferry	39					39	
INN FOODS, INC	Patterson	1,282			1,282			
INTERNATIONAL TECHNOLOGY CORP	Riverbank	125			125			
J M KECKLER MEDICAL COMPANY	Modesto	65		65				
MILLER LUMBER SALES	Turlock	29				29		
NIMAS CORPORATION	Riverbank Army Ammun	9,679	9,679					
PARKER HANNIFIN CORPORATION	Salida	154			154			
TRI/VALLEY GROWERS	Modesto	5,330			5,330			
WARD-SCHMID CO INC	Ceres	138		138				
TOTAL - Stanislaus		21,591	9,853	549	11,111		78	
Sutter								
ELDRIDGE EQUIPMENT INC	Yuba City	64					64	
TOTAL - Sutter		64					64	
Tehama								
GEMINI FOREST PRODUCTS INC	Corning	61			61			
GEMINI FOREST PRODUCTS INC	Paskenta	31			31			
PACIFIC WESTERN LUMBER INC	Corning	26			26			
TOTAL - Tehama		118			118			
Trinity								
GEMINI FOREST PRODUCTS INC	Weaverville	40			40			
TOTAL - Trinity		40			40			
Tulare								
AMERICAN REFRIGERATION	Visalia	115		115				
BEVERS DISPOSAL SERVICE	Porterville	479					479	
CAMBRIDGE FILTER CORP	Visalia	71		71				
EL MONTE GAS CO, INC	Dinuba	193						193

PRIME CONTRACT AWARDS BY STATE, COUNTY, CONTRACTOR, AND PLACE
FISCAL YEAR 1988 (OCT - SEP)
California

COUNTY NAME/ CONTRACTOR NAME	LOCATION NAME	DOD TOTAL	ARMY	NAVY	AIR FORCE	DLA	OCE	ODA
(DOLLARS IN THOUSANDS)								
Tulare								
EXIDE CORPORATION	Visalia	145				145		
INTERCOAST MARKETING	Porterville	622				622		
L & H ENTERPRISES	Visalia	51			51			
LINDSAY OLIVE GROWERS	Lindsay	1,178				1,178		
NATIONAL VITAMIN CO INC	Porterville	103				103		
OLSEN HANS EGG CO INC	Porterville	833	387			446		113
P C EXPLORATION CO INC	Visalia	113						
REAL FRESH INC	Visalia	1,547				1,547		
ROSE DON OIL CO INC	Visalia	1,311				1,311		
SANTANA PRODUCTS	Porterville	31						31
TELEDYNE INC	Redbanks	129			129			
TRI-EX TOWER CORPORATION	Visalia	3,106	2,971	135				
TURNER BROADCASTING SYSTEM	Lucas Valley-Marino	62		62				
TOTAL - Tulare		10,089	3,358	383	180	5,545	623	
Tuolumne								
DOUGLAS SEABERG INC	Jamestown	385						385
INFORMATION & DEVELOPMENT CORP	Sonora	65-			65-			
TEMCO METALS INC	Sonora	100-	100-					
UNDERWOOD CONSTRUCTION CO	Jamestown	93						93
TOTAL - Tuolumne		313	100-		65-			478
Ventura								
3 DBM ELECTRONIC CORP	Thousand Oaks	78			78			
A & C CONSTRUCTION INC	Port Hueneme	669						
A P S SYSTEMS INC	Port Hueneme	1,957						
ABEX CORPORATION	Oxnard	21,531	65	669	1,134			
ACROMATICS INC	Point Mugu Naval Air	88	2,423	2,004	16,278	826		
ACTION MOBILE OFFICE RENTAL	Point Hueneme Naval C	54		88				
ADVANCED TECHNOLOGY INC	Point Hueneme Naval C	2,746		54				
AEGIR SYSTEMS	Camarillo	3,982		2,746				
AHEPSCO	Camarillo	137		3,982				
AIR DRY CORP OF AMERICA INC	Moorpark	826	137	625				167
AIRMARK PLASTICS CORPORATION	Thousand Oaks	38	34		38			
AIRPORT CONSTRUCTION & MTL	Thousand Oaks	92						
AL & ASSOCIATES PROPERTY SVC	Point Mugu PMTC	996		92				
ALLIED SIGNAL INC	Thousand Oaks	1,059		996				
ALMGREN KOPTONK INC CNSLT ENG	Thousand Oaks	27		316	1,059			
ALPHAREL INCORPORATED	Point Mugu PMTC	123						27
AMDAHL CORPORATION	Camarillo	49						
AMERASIA TECHNOLOGY INC	Port Hueneme Naval C	123		123				
AMERICAN CONSTRUCTION GROUP	Thousand Oaks	596			49			
AMERICAN FURNITURE COMPANY INC	Port Hueneme	31		596				
AMERICAN MARINE SER INC	Port Hueneme Naval C	188		31				
AMERICAN STANDARD INDUSTRIAL S	Port Hueneme Naval C	27		188				27
AMMANN & WHITNEY	Port Hueneme	400						
AMPLICA INC	Thousand Oaks	398	398	400				

PRIME CONTRACT AWARDS BY STATE COUNTY, CONTRACTOR, AND PLACE
 FISCAL YEAR 1988 (OCT - SEP)
 California

COUNTY NAME/ CONTRACTOR NAME	LOCATION NAME	DOD TOTAL	ARMY	NAVY	AIR FORCE	DLA	OCE	ODA
(DOLLARS IN THOUSANDS)								
Ventura					97			
ANADEX INC	Camarillo	137		40				
ANDERSEN SAMPLERS*	Port Hueneme Naval C	28		28				
APPLIED DYNAMICS INTL	Point Mugu Naval Air	34		34				
APPLIED DYNAMICS INTL	Point Mugu PMTC	31		31				
APPLIED MANAGEMENT ENGRG PC	Port Hueneme	51		51				
APPLIED MICROWAVE ENERGY INC	Thousand Oaks	40		40				
APPLIED PRECISION OPTICS INC	Oxnard		1,020					
ARCHIPLAN INC	Point Mugu Naval Air	1,298		298				
ARCHIPLAN INC	Point Mugu PMTC	146		146				
ARIZONA BOILER CO INC	Point Mugu PMTC	30		30				
ARNOLD CECIL	Point Mugu PMTC	214		214				
ARNOLD CECIL	Port Hueneme	1,059		1,059				
ARNOLD MAGNETICS CORPORATION	Camarillo	683		1,649		34		
ASTRO LINK INC	Camarillo	85-			85-			
ASTRO LINK INC	Thousand Oaks	26-		26-				
ATE ASSOCIATES INC	Thousand Oaks	1,224		1,224				
BALLY STERLING INDUSTRIES	Port Hueneme	69		69				
BARNES & SONS INCORPORATED	Port Hueneme Naval C	118		118				
BERRY GENERAL ENGINEERING	Port Hueneme Naval C	179		179				
BISSELL & KARN INC	Port Hueneme	39		39				
BISSELL ARCHITECTS	Port Hueneme	214		214				
BOGDEN COMPANY THE	Thousand Oaks	133				133		
BROCKMEIER CONSULTING ENGR	Point Mugu Naval Air	33		33				
BROCKMEIER CONSULTING ENGR	Point Mugu PMTC	140		140				
BROWN & ROOT DEVELOPMENT I/C	Port Hueneme	89		89				
BURGESON CONTRACTOR	Port Hueneme Naval C	25		25				
BUTIER ENGINEERING INC	Port Hueneme	113		113				
C & W FENCE CO INC	Port Hueneme	63		63				
C K TECHNOLOGIES INC	Thousand Oaks	315	315					
C M P DISPLAY SYSTEMS INC	Thousand Oaks	27				27		
CAL STATE PATROL SERVICE	Thousand Oaks	404		404				
CALCOR CONSTRUCTION INC	Point Mugu PMTC	33		33				
CALIFORNIA AMPLIFIER INC	Port Hueneme Naval C	229		229				
CALIFORNIA BEAN GROWERS ASSN	Camarillo	62		479		62		
CALIFORNIA CONTRACTORS	San Buenaventura	479		227				
CALIFORNIA DATA CORPORATION	Point Mugu PMTC	227		227				
CALNEVAR SORTER CO., INC	Thousand Oaks	32						
CAMEX INDUSTRIES INC	Oxnard	32	32					
CAMEX INDUSTRIES INC	Camarillo	352		99		37		
CAPITAL SYSTEMS INC	Camarillo Heights	45		45				
CAPITAL SYSTEMS INC	Camarillo	48		48				
CAPITAL SYSTEMS INC	Port Hueneme Naval C	42		42				
CARRIER COMMUNICATIONS	Point Mugu Naval Air	129		129				
CARTER FIRE PROTECTION	Point Mugu PMTC	85		85				
CATES CONSTRUCTION INC	Port Hueneme	533		533				
CETECH ENGINEERING	Point Mugu Naval Air	127		127				
CETECH ENGINEERING	Point Mugu PMTC	53		53				
CHANNEL ISLANDS AVIATION INC	Camarillo	65		65				

PRIME CONTRACT AWARDS BY STATE, COUNTY, CONTRACTOR, AND PLACE
 FISCAL YEAR 1988 (OCT - SEP)
 California

COUNTY NAME/ CONTRACTOR NAME	LOCATION NAME	DOD TOTAL	ARMY	NAVY	AIR FORCE	DLA	OCE	ODA
Ventura		2,943						
ENGINEERING MANAGEMENT CONCEP	Camarillo	2,943						
ENGINEERING MGT CONCEPTS	Camarillo	928						
ENTECH ENGINEERS INCORPORATED	Port Hueneme Naval C	104						
ENTECH ENGINEERS INCORPORATED	Port Hueneme	52						
ESSEX CRYOGENICS OF MISSOURI	Port Hueneme Naval C	26						
EVEREST AND JENNINGS INC	Thousand Oaks	153			153			
EXCEL SECURITY SERVICES INC	Camarillo	25				25		
EXCEL SECURITY SERVICES INC	Port Hueneme Naval C	239						
EXCEL SECURITY SERVICES INC	Port Hueneme Naval C	780						
F G LANDSCAPE INC	Port Hueneme Naval C	111						
FEDERAL DATA CORPORATION	Point Mugu Naval Air	301						
FINE JERRY A	Point Mugu PMTC	115						
FLUID MECHANICS INC	Simi	42						
FMC CORPORATION	Port Hueneme	93						
FORWARD UNLIMITED	Port Hueneme	85			85			
FOSTER ENGINEERING INC	Point Mugu PMTC	556						
G & H TECHNOLOGY INC	Camarillo	394						
G T E CALIFORNIA INC	Thousand Oaks	682						
GECO CORPORATION	Oxnard	139						
GENERAL ELECTRIC COMPANY	Port Hueneme	33						
GIANNOTTI & ASSOCIATES	Ventura	213				139		
GIGABIT LOGIC INC	Thousand Oaks	276			276	33		682
GOULD INC	Thousand Oaks	76			76			
GRANT PDRSEN PHLLIPS ARCHTCTS	Port Hueneme	41						
GREEN MOUNTAIN CORPORATION	Ventura	27						
GRUMMAN AEROSPACE CORPORATION	Point Mugu Naval Air	7,430						
GRUMMAN AIRCRAFT SYSTEMS DIV	Point Mugu Naval Air	651						
GTE GOVERNMENT SYSTEMS INC	Thousand Oaks	26			26			
GURALNICK MORRIS ASSOCIATES	Port Hueneme	232						
H L S INDUSTRIES INC	Simi Valley	261						
H R TEXTRON INC	Thousand Oaks	4,051			229			
HAGGLUND & SOMER AB	Thousand Oaks	295			2,802			
HALE NATHAN C ASSOCIATES LTD	Port Hueneme	182	183					
HAMILTON MARINE SERVICES	Port Hueneme	48						
HAN-PADRON ASSOCIATES	Port Hueneme	69						
HARPER DEVELOPMENT CO INC	Port Hueneme Naval C	11,140						
HAWORTH INC	Port Hueneme Naval C	1,040						
HEKIMIAN & ASSOCIATES INC	Point Mugu PMTC	715						
HENNIS ENTERPRISES	Ventura	122						
HEWLETT PACKARD	Port Hueneme	49						
HEWLETT-PACKARD COMPANY	Thousand Oaks	1,278						
HI TEMP INSULATION INC	Camarillo	116	87					
HIGH LIFE HELICOPTERS INC	Oxnard Airport	116-						
HUBS-SEA WORLD RESEARCH INST	Ventura	55			55			
HUTNER & APPEL ARCHITECTS INC	Point Mugu PMTC	27						
HYDRO-PURE	Ventura	60						
IGNACIO SANCHEZ	Port Hueneme Naval C	198						

PRIME CONTRACT AWARDS BY STATE, COUNTY, CONTRACTOR, AND PLACE
 FISCAL YEAR 1988 (OCT - SEP)
 California

COUNTY NAME/ CONTRACTOR NAME	LOCATION NAME	DOD TOTAL	ARMY	NAVY	(DOLLARS IN THOUSANDS)			
					AIR FORCE	DLA	OCE ODA	
Ventura								
INFOTEC DEVELOPMENT INC	Camarillo	9,913		9,913				
INFOTEC DEVELOPMENT INC	Port Hueneme Naval C	309		309				
INFOTEC DEVELOPMENT INC	Port Hueneme Naval C	226		226				
INSLEE SENEFELD PUCHLIK & A	Point Mugu PMTC	27		27				
INTEGRATED SYSTEMS ANALYSTS	Oxnard	6,216		6,216				
INTELLITEK COMPUTER CORP DE	Port Hueneme	35		35				
INTERNATIONAL BUS MCHS CORP	Point Mugu Naval Air	42		42				
INTERNATIONAL BUS MCHS CORP	Port Hueneme Naval C	425		425				
INTERNATIONAL BUS MCHS CORP	Port Hueneme Naval C	30		30				
INTERNATIONAL BUS MCHS CORP	Thousand Oaks	21,296		21,296				
INTERNATIONAL TECHNOLOGY CORP	Ventura	480		480				
INTERTEX INC	Port Hueneme	193		193				
INTERTEX INC	Port Hueneme	117		117				
J B S TECHNOLOGIES	Port Hueneme Naval C	156		156				
JAYGAR ASSOCIATES	Thousand Oaks	58		58				
JAYKIM ENGINEERS INC	Thousand Oaks	201		201				
JENSEN & LOCKMAN	Thousand Oaks	114		114				
JOERNS HEALTHCARE INC	Port Hueneme Naval C	66	66					
K I M & ASSOCIATES	Point Mugu Naval Air	36		36				
KARDEX SYSTEMS INC	Thousand Oaks	90		90				
KAVLICO CORPORATION	Port Hueneme	41		41				
KING-BENIOFF-STEINMANN-KING	Camarillo	49		49				
KNOWLEDGEWARE INC	Point Mugu PMTC	26		26				
KRUGER BNSN ZIEMER ARCHITECTS	Port Hueneme Naval C	48		48				
LEISURE PLANNING ASSOCIATE	Ventura	287		287				
LITTON SYSTEMS INC	Port Hueneme Naval C	32		32				
LORAL CORPORATION	Moorpark	758		758				
LOUD ENGINEERING AND MFG	Point Mugu PMTC	28		28				
LTV AEROSPACE & DEFENSE CO	Port Hueneme Naval C	27		27				
MAJOR COMPANY	Port Hueneme	228		228				
MALABAR HYDRAULICS CO	Port Hueneme	54		54				
MANAGEMENT ANALYSIS INC	Moorpark	5,137		5,137				
MARK ANTENNA PRODUCTS	Port Hueneme Naval C	57		57				
MARTIN ALBERT C & ASSOCIATES	Oxnard	43		43				
MARTIN MARIETTA CORPORATION	Point Mugu Naval Air	111		111				
MAYTAG AIRCRAFT CORPORATION	Port Hueneme Naval C	546		546				
MC LAUGHLIN RESEARCH CORP	Simi Valley	234		234				
MCCLELLAND ENGINEERS	Point Mugu PMTC	61		61				
MEGA CONSTRUCTION CO INC	Thousand Oaks	25		25				
MELE & NICLOFF ARCHITECTS	Point Mugu PMTC	35		35				
MEMOREX CORPORATION	Ventura	5,217		5,217				
MERIDIAN OCEAN SYSTEMS INC	Point Mugu Naval Air	1,040		1,040				
	Camarillo	700		700				
	Point Mugu Naval Air	700		700				
	Point Mugu PMTC	42		42				
	Point Mugu PMTC	269		269				
	Port Hueneme	219		219				
	Ventura	206		206				

PRIME CONTRACT AWARDS BY STATE, COUNTY, CONTRACTOR, AND PLACE
FISCAL YEAR 1988 (OCT - SEP)
California

COUNTY NAME/ CONTRACTOR NAME	LOCATION NAME	DOD TOTAL	ARMY	NAVY	AIR FORCE	DLA	OCE	ODA
Ventura								
R C R GENERAL CONTRACTORS	Port Hueneme	56		56				
R C R GENERAL CONTRACTORS	Port Hueneme Naval C	2,823		2,823				
R M B PRODUCTS INC	Simi Valley	160				129		
R S CONSTRUCTION	Point Mugu PMTC	167	31	167				
RAIL COMPANY	Point Mugu Naval Air	42		42				
RAYTHEON COMPANY	Oxnard	1,265		860	405			
RAYTHEON SERVICE COMPANY	Ventura	30		30				
RCA CORPORATION	Camarillo	610		610				
RCA CORPORATION	Oxnard	900		900				
RCA CORPORATION	Port Hueneme Naval C	170		170				
REEVES DONALD J & ASSOCIATES	Point Mugu PMTC	36		36				
REFRACTORY COMPOSITES INC	Thousand Oaks	45		45				
REL INCORPORATED	Simi Valley	35		35				
RELIABLE FLOOR COVERING COMPA	Port Hueneme Naval C	85		85				
REMCO CONSTRUCTION CO INC	Point Mugu PMTC	195		195				
RENTFROW INC	Camarillo	982		982				
REPUBLIC FASTENER MFG CORP	Thousand Oaks	67		67				45
RESOURCE EXPANDERS CORP	Oxnard	124		124				
RESPOND INDUSTRIES CORPORATION	Ventura	929		929				
REXNORD INC	Simi Valley	119			119			
RIBCO SHIELDING PRODUCTS	San Buenaventura	44						
RICOH CORPORATION	Ventura	41		41				
RIEDER ANDREW INC	Point Mugu PMTC	186		186				
ROBERTS J R CORPORATION	Point Mugu PMTC	1,325		1,325				
ROBINSON TAKAHASHI KATZ ASSOC	Port Hueneme	96		96				
ROCKWELL INTERNATIONAL CORP	Thousand Oaks	14,633	2,136	5,494	7,003			
ROSENBLATT M & SON INC	Oxnard	414		414				
S Y S	Oxnard	577		577				
SCHLUMBERGER LIMITED	Oxnard	77		77	878			
SCHLUMBERGER TECHNOLOGY CORP	Oxnard	955		955	271			
SCIENCE APPLICATIONS INTL CORP	Oxnard	766		766				
SCIENCE ENGINEERING & ANALYSI	Point Mugu Naval Air	37		37				
SCIENCE ENGRG & ANALYSIS	Point Mugu PMTC	121		121				
SCIENCE ENGRG & ANALYSIS	Point Mugu Naval Air	55		55				
SCIENCE ENGRG & ANALYSIS	Point Mugu PMTC	701		701				
SCOFIELD LANDSCAPE	Point Mugu PMTC	88		88				
SCOTSMAN MANUFACTURING CO INC	Port Hueneme Naval C	49		49				
SEMTECH CORPORATION	Thousand Oaks	311	60	207				
SENSO-METRICS INC	Simi Valley	665		147				
SIMSUM	Camarillo	2,650		2,156				
SKURKA ENGINEERING CO	Camarillo	1,082	556	86				
SOIL & MATERIAL ENGINEERS INC	Port Hueneme	86		86				
SOIL BIOENGINEERING CORP	Port Hueneme	86		86				
SOLARTRON ELECTRONICS INC	Oxnard	19		19				
SPERRY CORPORATION	Ventura	319		319				
SPRINGFIELD SERVICE COMPANY	Point Mugu PMTC	456		456				
SRS TECHNOLOGIES	Point Mugu PMTC	167		167				
	Camarillo	1,310		1,310				

PRIME CONTRACT AWARDS BY STATE, COUNTY, CONTRACTOR, AND PLACE
 FISCAL YEAR 1988 (OCT - SEP)
 California

COUNTY NAME/ CONTRACTOR NAME	LOCATION NAME	DOD TOTAL	ARMY	NAVY	(DOLLARS IN THOUSANDS)			ODA
					AIR FORCE	DLA	OCE	
Ventura								
SRS TECHNOLOGIES	Point Mugu PMTC	1,769		1,769				
STEVEDORING SERVICES OF AMER	Port Hueneme Naval C	4		4				
STILES CURTIS P & ASSOCIATES	Point Mugu PMTC	32-		32-				
STURMCRAFT CO INC	Point Mugu PMTC	247		247				
SUPPORT MANAGEMENT SERVICES	Port Hueneme	151		151				
SYMETRICS INC	Thousand Oaks	850		294	405			
SYSTEM DEVELOPMENT CORPORATION	Camarillo	35,197			35,197			
SYSTEM DEVELOPMENT CORPORATION	Point Mugu Naval Air	3,230		3,230				
SYSTEM DEVELOPMENT CORPORATION	Point Mugu PMTC	62		62				
SYSTEMS ENGRG & MGT COMPANY	Port Hueneme	274		274				
SYTEK INC	Point Mugu Naval Air	79		79				
TALLEY CORPORATION	Meiners Oaks-Mira Mo	165				165		
TALLEY CORPORATION	Nyland Acres	102				102		
TALLEY CORPORATION	Oxnard	98				98		
TASK RESEARCH INCORPORATED	Thousand Oaks	1,933	172	218-	1,556			
TECHNICAL RESEARCH ASSOCIATES	Santa Paula	214	169	45				
TEKKNOWLEDGE INC	Camarillo	362	362					
TELEDYNE INDUSTRIES INC	Thousand Oaks	2,983	100	49	2,834			
TELEX COMPUTER PRODUCTS INC	Thousand Oaks	15,919	5,319	1,595	8,915	90		
TENSION MEMBER TECHNOLOGY	Port Hueneme	75		75				
TENSION TECHNOLOGY INTERNATIO	Port Hueneme	123		123				
THERMO HEATING INC	Point Mugu Naval Air	73		73				
THERMODYNAMIC ENGINEERING INC	Point Mugu Naval Air	232		232				
TOXCO INC	Camarillo	97		97				
TRANSCO PRODUCTS INC	Port Hueneme Naval C	134		134				
TRANSPAC FIBR OPTICS TELE CMM	Camarillo	1,353		498	230	625		
TRANSTAC MANAGEMENT CORP	Port Hueneme	193		193				
TRI-WAY CONTRACTORS INC	Port Hueneme	130		130				
TUMPANE SERVICES CORPORATION	Port Hueneme Naval C	114		114				
TURF PRO LANDSCAPE MAINTENA	Point Mugu PMTC	276		276				
UNICORN SERVICES	Port Hueneme Naval C	68		68				
UNION PAVING CO	Port Hueneme Naval C	114		114				
UNISYS CORPORATION	Point Mugu PMTC	63		63				
UNISYS CORPORATION	Camarillo	44		44				
UNIVERSAL ASPHALT CO INC	Point Mugu PMTC	26,321		700	23,709		1,912	
UNIVERSAL ASPHALT CO INC	Port Hueneme	114		114				
UNIVERSAL COATINGS, INC	Port Hueneme Naval C	384		384				
UNIVERSAL COATINGS, INC	Point Mugu PMTC	53		53				
UNIVERSAL COATINGS, INC	Point Mugu PMTC	233		233				
VAN DYKE JAMES H & ASSOCIATES	Point Mugu PMTC	946		946				
VAN PETTY MANUFACTURING INC	Point Mugu PMTC	56		56				
VEDA INCORPORATED	Thousand Oaks	123		123				
VEDA INCORPORATED	Camarillo	165		165				
VENCO ELECTRIC INC	Point Mugu Naval Air	308		308				
VITESSE SEMICONDUCTOR	Point Mugu PMTC	73		73				
VITRO CORPORATION	Camarillo	55		55				
	Oxnard	5,371		5,371				

PRIME CONTRACT AWARDS BY STATE, COUNTY, CONTRACTOR, AND PLACE
 FISCAL YEAR 1988 (OCT - SEP)
 California

COUNTY NAME/ CONTRACTOR NAME	LOCATION NAME	DOD TOTAL	ARMY	NAVY	AIR FORCE	DLA	OCE	ODA
(DOLLARS IN THOUSANDS)								
Ventura								
VITRO CORPORATION	Port Hueneme	121		121				
VIVE NUGER HYDRAULICS INC	Camarillo	32		60	28-			
VREULS RESEARCH CORPORATION	Thousand Oaks	293			229			64
VSE CORPORATION	Camarillo	25,273		25,273				
WADE J CAMERON AND CO	Point Mugu Naval Air	41		41				
WANG LABORATORIES INC	Port Hueneme	47		47				
WASHINGTON MECHANICAL CONTRS	Port Hueneme	40		40				
WEST COAST CONSTRUCTION INC	Point Mugu PMTC	4,402		4,402				
WEST COUNTRY CONSTRUCTION CO	Point Mugu PMTC	4,42		4,42				
WESTERN INSTRUMENT CORPORATION	Ventura	6,875		6,875				
WHEELER & GRAY INC	Port Hueneme	333		333				
WHITTAKER CORP	Simi Valley	94		94				
WHITTAKER CORPORATION	Simi Valley	2,518	270	226	1,911	111		
WIGGINS LIFT CO INC	Simi Valley	3,580				3,580		
WONG, GIN ASSOCIATES	Oxnard	126		126				
XEROX CORPORATION	Oxnard	915		915				
XEROX CORPORATION	Point Mugu Naval Air	143		143				
XEROX CORPORATION	Port Hueneme Naval C	252		252				
XEROX CORPORATION	Port Hueneme Naval C	519		519				
YANG WILLIAM J & ASSOCIATES	Simi Valley	31	33	31	34			
ZELTECH-GENERAL CORP	Simi Valley	67		67				
ZENITH ELECTRONICS CORPORATION	Port Hueneme Naval C	37		37				
ZINNANTI SURGICAL INSTRUMENTS	Woodland Acres	51		51				
TOTAL - Ventura		406,882	18,591	232,064	141,907	11,197	295	2,828
Yolo								
AMERICAN SEMICONDUCTOR	Woodland	34		34				
BAXTER HEALTHCARE CORPORATION	West Sacramento	118	118					
BRIDGE COMMUNICATIONS INC	Woodland	26		26				
CALIFORNIA ARCHLGCL CNSLT	Woodland	61					61	
COUNTRY PRIDE FOODS CO	West Sacramento	240			240			
DODSON & ASSOCIATES INC	Davis	46					46	
ECONCO BROADCAST SERVICE INC	Woodland	2,895		2,895				
GIBSON OIL CO	West Sacramento	32				32		
HARRIS CORPORATION	Davis	51					51	
HOES ENGINEERING INC	Davis	153					153	
KING NUTRONICS CORPORATION	Woodland	150		150				
LITTON INDUSTRIES INC	Woodland	156		156				
LOREDAN BIOMEDICAL	Davis	136	36					
MOBILE HYDRAULIC EQUIPMENT INC	West Sacramento	37			100			
MODERN TALKING PICTURE SVC	Davis	33			37			
MOLLER INTERNATIONAL INC	Davis	47			47			
NACHTMANN ANALYTICAL LABS	Davis	43		43				
OPTIVISION INC	Davis	955		955				
PERIN CO INC	West Sacramento	48						48
SCHILLING DEVELOPMENT INC	Davis	110	110					
UNIVERSITY OF CALIFORNIA	Davis	518	518					
TOTAL - Yolo		1,026		508				

PRIME CONTRACT AWARDS BY STATE, COUNTY, CONTRACTOR, AND PLACE
 FISCAL YEAR 1988 (OCT - SEP)
 California

COUNTY NAME/ CONTRACTOR NAME	LOCATION NAME	(DOLLARS IN THOUSANDS)						
		DOD TOTAL	ARMY	NAVY	AIR FORCE	DLA	OCE	ODA
Yolo	VENTANA SCIENCES INC TOTAL - Yolo	116 6,513	782	4,883	424	80	344	
Yuba	A-DEC INC	89			89			
	ADVANCED TRAINING SYSTEMS	31			31			
	ALLIED PNTG & DCTG COMPANY	217			217			
	BALDASSARI JAMES P JR CNSTR	31			31			
	BENDER ALLEN L	39	39					
	BRANDON KENT CONSTRUCTION	56			56			
	BUCHANAN W R CONTRACTING	286			286			
	CH2M HILL COMPANIES LTD	2,894			2,894			
	COCA COLA BOTTLING CO CAL	26			26			
	D P M/DEL PERO-MONDON MEAT CO	977				977		
	DESIGN COLLABORATIVE THE PC	483	483					
	ENDURE A LIFETIME PRODUCTS	144			144			
	ETC TECHNICAL PROF SRV	45			45			
	F A J INC	99			99			
	F M C ASSOCIATES	538	538					
	F2M INC	94	94					
	GILLIT DUCT CLEANING	37			37			
	HUST BROS INC	251		251				
	ITT BASE SERVICES INC	6,059			6,059			
	ITT CORPORATION	78-			78-			
	J & M MECHANICAL	150			150			
	K2B CONSTRUCTORS INC	995						
	LANIER BUSINESS PRODUCTS INC	66			66			
	LAWSON MECHANICAL CONTRACTORS	168			168			
	MADSEN FLTHMNN A I A ARCHTCTS	154	154					
	MILLER LUMBER SALES	32				32		
	MOUNTAIN STATES MECHANICAL	253			253			
	NATIONAL OFFICE WORLD INC	258			258			
	NORTHERN VIRGINIA CONSTR	178			178			
	PRO CO	135			135			
	PROFESSIONAL MEDICAL PRODUCTS	28			28			
	R T & T	275			275			
	RALYNN EQUIPMENT CORPORATION	38			38			
	SWITCHGEAR SYSTEMS, INC	36			36			
	U.S. GENERAL, INC	594	594					
	UNISYS CORPORATION	159			159			
	VALLEY INDUSTRIAL SUPPLY INC	96			96			
	WORNALL ELECTRONICS INC	34			34			
	TOTAL - Yuba	15,967	1,902	251	11,810	1,009	995	

PRIME CONTRACT AWARDS BY STATE, COUNTY, CONTRACTOR, AND PLACE
 FISCAL YEAR 1988 (OCT - SEP)
 California

COUNTY NAME/ CONTRACTOR NAME	LOCATION NAME	DOD TOTAL	(DOLLARS IN THOUSANDS)					
			ARMY	NAVY	AIR FORCE	DLA	OCE	ODA
TOTAL - California		23,457,695	3,657,386	8,795,326	9,214,849	1,234,085	57,606	498,443

PRIME CONTRACT AWARDS BY STATE, COUNTY, CONTRACTOR, AND PLACE
 FISCAL YEAR 1988 (OCT - SEP)
 Colorado

COUNTY NAME/ CONTRACTOR NAME	LOCATION NAME	DOD TOTAL	ARMY	NAVY	AIR FORCE	(DOLLARS IN THOUSANDS)			
						DLA	OCE	ODA	
Adams									
A T & T INFORMATION SYSTEMS	Broomfield	309			309				
A. M. S. SYSTEMS	Aurora	100	100						
ACME ASBESTOS REMOVAL	Aurora	129			29				
AMERICAN STERILIZER COMPANY	Arvada	135			135				
AMPERIF CORP	Broomfield	1,273							
ARAPAHOE ROOFING & SHEET METAL	Aurora	1,178	1,178						
ARIZONA BOILER CO INC	Aurora	273	273						
B & M ROOFING OF BOULDER	Aurora	118	118						
B & W SERVICE INDUSTRIES INC	Aurora	224	224						
BAHR VERMEER & HAECKER	Aurora	74	74						
BITUMINOUS ROADWAYS OF COLO	Aurora	138	138						
BLACK & VEATCH	Buckley ANGB	2,200	2,200						
BREINER CONSTRUCTION CO	Aurora	2,246	2,246						
BREINER CONSTRUCTION CO	Buckley ANGB	2,637	2,637						
BREINER CONSTRUCTION CO	Rocky Mountain Ars	427	427						
BT CONSTRUCTION INC	Aurora	1,220	1,220						
BUSINESS REC & CONS OF COLO	Aurora	36	36						
C D M MACHINING & FABRICATING	Commerce City	196			196				
C G CONSTRUCTION INC	Buckley ANGB	137	137						
C P CONSTRUCTION CO INC	Aurora	435	435						
CHEMICAL HANDLING CORP	Aurora	33	33						
CLINICAL MEDICAL EQUIPMENT	Aurora	169	169						
COLORADO PIPING & MECH INC	Buckley ANGB	299	299						
COLORADO SEAL & STRIPE INC	Aurora	507	507						
COLORADO SPORTS OFFICIAL ASSN	Aurora	30	30						
COLORADO X-RAY CORPORATION	Aurora	44	44						
CORDRAY INTERNATIONAL CORP	Denver Merchandise M	70			70				
COULTER CORPORATION	Aurora	49	49						
COULTER ELECTRONICS INC	Aurora	88			88				
CROWN MANAGEMENT SERVICES INC	Aurora	563	563						
D P ASSOCIATES INC	Commerce City	367	367						
DACT USA INC	Aurora	50	50						
DAT CONSTRUCTION INC	Rocky Mountain Ars	48	48						
DE TAMBLE ENTERPRISES	Aurora	34	34						
DELTA PETROLEUM COMPANY INC	Henderson	939	939						
DIAMOND BACK SERVICES	Rocky Mountain Ars	188	188						
DISPLAYTECH INC	Denver Merchandise M	50			50				
DOW CHEMICAL COMPANY THE	Aurora	77			77				
DRAGON SERVICES INC	Aurora	1,604	1,604						
EBASCO SERVICES INC	Rocky Mountain Ars	21,939	21,939						
ELECTRIC POWER EQUIPMENT CO	Commerce City	94			94				
ELECTROMEDICS INC	Aurora	30	30						
ELLIS THEODORE AND COMPANY	Aurora	98	98						
ENGINEERING ECONOMICS INC	Aurora	233	233						
ENVIRONMENTAL SCIENCE & ENGRG	Buckley ANGB	44	44						
ENVIRONMENTAL COMP ENG CORP	Aurora	51	51						
FEDERAL INTEGRATED SYSTMS CORP	Aurora	44	44						

PRIME CONTRACT AWARDS BY STATE, COUNTY, CONTRACTOR, AND PLACE
 FISCAL YEAR 1988 (OCT - SEP)
 Colorado

COUNTY NAME/ CONTRACTOR NAME	LOCATION NAME	DOD TOTAL	ARMY	NAVY	AIR FORCE	DLA	OCE	ODA
Adams								
PHILIPS MEDICAL SYSTEMS N AMER	Aurora	80	80					
PICKER INTERNATIONAL INC	Aurora	62	62					
PUBLIC SERVICE CO OF COLORADO	Aurora	1,442	1,442					
RANDALL & BLAKE INC	Rocky Mountain Ars	95	95					
ROCKY MTN FLUID PWR COMPANY	Rocky Mountain Ars	123	123					
ROTH-RADCLIFFE CO INC	Arvada	44			44			
SAFETY SYSTEMS INC	Buckley ANGB	172	172					
SIEMENS APPLICATIONS INTL CORP	Arvada	68	38					
SIGNAL-HILL CORPORATION	Commerce City	197	197					
SIEMENS CORPORATION	Aurora	33	33					
STEELCOCK CORP	Arvada	70	70					
SUNDSTRAND CORPORATION	Rocky Mountain Ars	990	990					
SVERDRUP CORPORATION	Buckley ANGB	43	43					
SYMETRIX CORPORATION	Arvada	134			134			
TELENEX/SPECTRON	Buckley ANGB	338	338					
TONY'S DECORATING&PAINTG INC	Aurora	36			36			
U S FLOORS INC	Buckley ANGB	47	47					
UNIVERSITY OF COLORADO	Aurora	80	80					
UNITED ENGINEERS & CONSTRUCTORS	Aurora	346	346					
VAUGHTS JANITORIAL SVC	Buckley ANGB	55	55					
VIDEOPHILE INCORPORATED	Rocky Mountain Ars	80	80					
WALKER J A CO	Aurora	93	93					
WESTERN NATURAL GAS & TRANSM	Aurora	2,588	2,588					
WHELAN R H CO	Aurora	1,207	1,207					
WILLIAMS CHARLES G CNSTR CO	Aurora	330	159			28		
XEROX CORPORATION	Aurora	307	307					
TOTAL - Adams	Buckley ANGB	40	40					
		71,821	67,648	726	1,449	1,548	209	241
Arapahoe								
A T & T INFORMATION SYSTEMS	Englewood	219			219			
ADVANCED SYSTEMS TECHNOLOGIES	Englewood	28	28					
ANA TECH CORPORATION	Englewood	167	167					
APOLLO COMPUTER INC	Littleton	71	71					
AUTOGRAPHIX INC	Englewood	30	30					
BARD ELECTRO MED SYS INC	Englewood	46			46			
BRIDGE COMMUNICATIONS INC	Englewood	50	50					
CEDERROTH INC	Englewood	34			34			
CHAMPION PRODUCTS INC	Englewood	60					60	
COLORADO DATA SYSTEMS INC	Littleton	30			30			
CONTROL DATA CORPORATION	Englewood	89	89					
CRYOGENIC ENERGY COMPANY	Englewood	12,469	12,469					
CIA INCORPORATED	Englewood	3,295	709					
DIGITAL EQUIPMENT CORPORATION	Englewood	5,229	555					
E & M SALES INC	Englewood	222	222					
		26						

PRIME CONTRACT AWARDS BY STATE, COUNTY, CONTRACTOR, AND PLACE
 FISCAL YEAR 1988 (OCT - SEP)
 Colorado

COUNTY NAME/ CONTRACTOR NAME	LOCATION NAME	DOD TOTAL	ARMY	NAVY	AIR FORCE	DLA	OCE	ODA
(DOLLARS IN THOUSANDS)								
Arapahoe								
EASTMAN KODAK COMPANY	Englewood	45			45			
EATON CORPORATION	Littleton	1,346			1,346			
ELECTROMEDICS, INC	Englewood	28	28					
ENVIRONMENTAL SCIENCE & ENGRG	Englewood	1,031	1,031					
FEDERAL PRISON INDUSTRIES	Englewood	35	35					
FEDERAL ENGINEERING DEVELOPMENT	Littleton	3,725	3,624			101		
FROST ENGINEERING DEVELOPMENT	Englewood	240			240			
HEWLETT-PACKARD COMPANY	Englewood	693			207			
HIGH TECH SYSTEMS INC	Englewood	885	284		465			202
HONEYWELL INC	Littleton	3,826	359	2,922	438	107		
HONEYWELL INC	Littleton	292		264	28			
HOTSY CORPORATION	Englewood	64		64				
HYDROGEN CONSULTANTS INC	Englewood	58			58			
INTERNATIONAL MEASUREMENT	Littleton	31					31	
INTERNET DATACOM	Littleton	36					29	
LOUIS TORRES	Littleton	29						
MARTIN MARIETTA CORPORATION	Englewood	255		255				
MARTIN MARIETTA CORPORATION	Littleton	14,088	14,088					
MICHELSON ORGANIZATION	Englewood	32,307		373	213	315		
MOTOROLA COMMUNICATIONS & ELEC	Englewood	213			27	104		
PHYSIO-CONTROL CORPORATION	Englewood	56	29					
ROSE MANUFACTURING COMPANY	Englewood	315						
S & H PRODUCTS INC	Englewood	104						
SARGENT INDUSTRIES INC	Englewood	74			74			
SCHWIEN & SON INC	Littleton	42			42			
SCHWIEN & SON INCORPORATED	Littleton	63			63			
SCIENCE APPLICATIONS INIL CORP	Englewood	299						
SCIENCE APPLICATIONS INTL CORP	Greenwood	500						
SSDS INC	Littleton	437	437					
STONEHOUSE GROUP INC	Englewood	100			100			
SUN MICROSYSTEMS INC	Englewood	1,218			1,218			
TBG INC	Englewood	2,247		934	327	76		
TECHNICAL LANGUAGE SYSTEMS INC	Englewood	378	378					
TEKTRONIX INC	Englewood	32			32			
UNIQUE MOBILITY INC	Englewood	571		571				
UNITED STATES PARACHUTE CO	Englewood	313	313					
VIDEO TEKNIK CO	Englewood	945	91		854			
WAUKESHA BEARINGS CORPORATION	Englewood	47			47			
WESTERN STATES FIRE PROT CO	Englewood	41			41			101
WESTERN TELE-COMMUNICATIONS	Englewood	285		184				
WESTINGHOUSE ELECTRIC CORP	Englewood	40			40			
XEROX CORPORATION	Englewood	257			257			
TOTAL - Arapahoe		73,445	21,868	6,490	43,162	763	60	1,102
Bent								
HLM CONSTR., INC	Hasty	93					93	
TOTAL - Bent		93						93

PRIME CONTRACT AWARDS BY STATE, COUNTY, CONTRACTOR, AND PLACE
 FISCAL YEAR 1988 (OCT - SEP)
 Colorado

COUNTY NAME/ CONTRACTOR NAME	LOCATION NAME	DOD TOTAL	ARMY	NAVY	AIR FORCE	DLA	OCE	ODA
Boulder								
TYCHO TECHNOLOGY INC	Longmont	435	435		210			
U S DEPARTMENT OF COMMERCE	Boulder	1,125	915					
UNIV OF COLORADO	Boulder	238	238					
UNIVERSITY OF COLORADO	Boulder	4,218	1,103	1,927	910	37		278
VALLEYLAB INC	Boulder	356	50		269			
XEDAR CORPORATION	Boulder	58		58				
TOTAL - Boulder		119,717	7,945	6,970	94,895	8,373	141	1,393
Clear Creek								
COLORADO SCHOOL OF MINES	Idaho Springs	93	93					
TOTAL - Clear Creek		93						
Delta								
E G & G GEOMETRICS	Delta	46					46	
GRAND MESA MACHINE	Orchard City	114			114			
PACIFIC BASIN COAL CARBON CO	Bowie	405				405		
YANCY MINERALS INC	Paonia	925				925		
TOTAL - Delta		1,490			114	1,330	46	
Denver								
A A A ELECTRIC SERVICE INC	Denver	493			493			
A T & T TECHNOLOGIES INC	Denver	193			103	90		
ABSOLUTE INC	Denver	27			27			
ADM INTERNATIONAL INC	Denver	47			47			
ADVANCED SYSTEMS SERVICE INC	Denver	81			81			
ALLIANCE PROPERTIES INC	Denver	574			574			
AMDAHL CORPORATION	Denver	72			72			
AMERICAN TELE & TELG COMPANY	Denver	462				462		462
ATLAS AIRCRAFT CORPORATION	Denver	640				640		
AUTO-TROL TECHNOLOGY CORP	Denver	1,184			1,184			
B & M ROOFING OF BOULDER	Denver	327			327			
BETA CORP	Denver	95				95		
BETA CORPORATION	Denver	311			311			
BIAGI CHNCE CMINS LNDON TTZER	Denver	53	53					
BJ CONTRACT SERVICES INC	Denver	151			151			
BOYD DISTRIBUTING CO INC	Denver	74			74			
BRUNSON INSTRUMENT COMPANY	Denver	34				34		
C P CONSTRUCTION CO INC	Denver	36			36			
CANON USA INC	Denver	37			37			
CEAVCO AUDIO VISUAL CO	Denver	163					44	
CENTER FOR DISPUTE RESOLUTION	Denver	44						
CHAPARRAL INDUSTRIES INC	Denver	5,436	2,643	2,793		100		
CHEMICAL SALES INC	Denver	100						
CLAYTON CONCRETE INC	Denver	149			149			
COLORADO FNDATION FOR MED CARE	Denver	29						29
COMMERCIAL GUARD INC	Denver	340			340			
COMPUTER DATA SYSTEMS INC	Denver	1,127			1,127			

PRIME CONTRACT AWARDS BY STATE, COUNTY, CONTRACTOR, AND PLACE
 FISCAL YEAR 1988 (OCT - SEP)
 Colorado

COUNTY NAME/ CONTRACTOR NAME	LOCATION NAME	DOD TOTAL	ARMY	NAVY	AIR FORCE	DLA	OCE	ODA
Denver								
COMPUTER INTERFACE CORPORATION	Denver	40			40			
CORDRAY INTERNATIONAL CORP	Denver	62			62			
CORPORATE ACCESS INC	Denver	78			78			
CRYOGENIC ENERGY COMPANY	Denver	95		26	33	69		
CULLINET SOFTWARE INC	Denver	33			33			
D V N CORPORATION	Denver	53			53			
DAT CONSTRUCTION INC	Denver	33			33			
DATACARD CORPORATION	Denver	117			117			
DATAGRAPHIX INC	Denver	99			99			
DENVER BD OF WTR COMMISSIONERS	Denver	177			177			
DENVER CITY & COUNTY OF	Denver	117			117			
DENVER LAUNDRY & DRY CLG CO	Denver	43	43					
DIGITAL EQUIPMENT CORPORATION	Denver	43						
EASTMAN KODAK COMPANY	Denver	260			260			
EASTMAN KODAK COMPANY	Denver	70			70			
EASTMAN KODAK COMPANY	Lowery Air Force Bas	43			43			
EBSCO INDUSTRIES INC	Denver	227			227			
EDP SOURCE INC	Denver	111		111				
ELECTRO MAGNETIC APPLICATIONS,	Denver	99	50	49				
ELECTRO-MAGNETIC APPLICATION	Denver	95	95					
EVERSMAN MANUFACTURING CO	Denver	31				31		
EXCEL SERVICES INC	Denver	260			260			
FAISON OFFICE PRODUCTS	Denver	49			49			
FALCON SYSTEMS INC	Denver	492			492			
FEBRUARY ENTERPRISES INC	Denver	48			48			
FLETCHER DWAIN COMPANY	Denver	549			549			
FLEXCEL INTERNATIONAL, INC	Denver	37		37				
FRONTIER OIL AND REF COMPANY	Denver	1,546				1,546		
GARCIA JOSE CONSTRUCTION INC	Denver	2,858	2,485		373			
GATES RUBBER COMPANY THE	Denver	71	71					
GENERAL ELECTRIC COMPANY	Denver	1,046				1,046		
GENERATION 5 TECHNOLOGY INC	Denver	29		29				
GOLDEN M W CORPORATION	Denver	449					449	
GOVERNMENT TECHNOLOGY SERVICES	Denver	86	51		35			
HARRIS JESSE INC	Denver	674			674			
HBO & COMPANY	Denver	38			38			
HONEYWELL INC	Denver	12,836		12,396	222			218
HOOVER CONSTRUCTION CO INC	Denver	30					30	
IMNET CORP	Denver	119			119			
INTERLEAF INC	Denver	26						26
INTERNATIONAL BUS MCHS CORP	Denver	544			544			
INTERNATIONAL BUS MCHS CORP	Lowery Air Force Bas	120-			120-			
INTERSTATE CONSTRUCTION INC	Denver	377			377			
IONEX RESEARCH CORP	Denver	662	662					
IVES RICHARD COMPANY	Denver	129			129			
JOHNSON HOPSON & PARTNERS	Lowery Air Force Bas	74	74					
JORDAN ELECTRIC	Denver	49			49			
KEEBLER COMPANY	Denver	66						66

PRIME CONTRACT AWARDS BY STATE COUNTY, CONTRACTOR, AND PLACE
 FISCAL YEAR 1988 (OCT - SEP)
 Colorado

COUNTY NAME/ CONTRACTOR NAME	LOCATION NAME	DOD TOTAL	ARMY	NAVY	(DOLLARS IN THOUSANDS)				
					AIR FORCE	DLA	OCE	ODA	
Denver									
KELLOGG CORPORATION	Denver	27			27				
KELLOGG SALES CO	Denver	25			25				
LAI PROPERTIES INC	Denver	1,098			1,098				
LEE DATA CORPORATION	Denver	66	1,976		66				
MANVILLE CORPORATION	Denver	32	32		145				
MANVILLE PRODUCTS CORPORATION	Denver	145							
MANVILLE SALES CORP	Denver	81		81					
MARTIN MARIETTA CORPORATION	Denver	1,849,997	9,263	580	1,820,248				19,906
MARTINEZ CONSTR & DEV CO	Lowery Air Force Bas	2,758	2,758						
MATERIALS HDLG EOP COMPANY	Denver	95			95	32			
MC DONNELL DOUGLAS CORPORATION	Denver	463			463				
MERCHANTS TERMINAL CORPORATION	Denver	31			31				
MERRICK & CO	Denver	63			63				
MIDWEST APPLIANCE INC	Denver	793			793				
MILE HIGH EQUIPMENT CO	Denver	110			110				
MONTGOMERY INC	Denver	366	366						
MOP-CO INDUSTRIAL LAUNDRY SV	Denver	256			256				
MOTOROLA COMPUTER SYSTEMS INC	Denver	59			59				
N C T SERVICE INC	Denver	58			58				
NATIONAL CASH REGISTER CO	Denver	28			28				
NCR COMTEN INC	Denver	88			88				
NESS MANUFACTURING CO INC	Denver	1,505			1,505				
NEW-TEX REHAB CORPORATION	Denver	26			26				
NORTHERN TELECOM INC DEL	Denver	114			114				
O CLAIR INCORPORATED	Denver	70			70				
O X A IMAGING INC	Denver	287			287				
OEA INC	Denver	5,429		2,270	3,159				
OZO DIVERSIFIED AUTOMATION, INC	Denver	34	34						
PHOTOMATRIX CORPORATION	Lowery Air Force Bas	27			27				
POWER ENGINEERING CO	Denver	43		43					
PRISM C M	Denver	54			54				
PUBLIC SERVICE CO OF COLORADO	Denver	6,008			6,008				
PYRONETICS DEVICES INC	Denver	65			65				
QUALITY STEAKS INC	Denver	36		29	36				
R N L FACILITIES CORPORATION	Lowery Air Force Bas	225	225						
RAYTHEON COMPANY	Denver	1,892			1,892				
REG OF UNIV OF COLORADO, THE	Denver	71			71				
RENNER L J & ASSOCIATES INC	Denver	90			90				
ROCK PORT OIL	Denver	178-							
ROTH-RADCLIFFE CO INC	Denver	31	31						
SCIENCE & ENGINEERING ASSOC	Denver	51			4,782				51
SKYWORLD AIRLINES, INC	Denver	46			46				
SOFTLAB SYSTEMS, INC	Denver	43			43				
SPACESAVER SYSTEMS INC	Denver	43			43				
STEARNS CATALYTIC CORPORATION	Denver	2,506	2,176		330				
STEARNS CATALYTIC WORLD CORP	Denver	123							

PRIME CONTRACT AWARDS BY STATE, COUNTY, CONTRACTOR, AND PLACE
 FISCAL YEAR 1988 (OCT - SEP)
 Colorado

COUNTY NAME/ CONTRACTOR NAME	LOCATION NAME	DOD TOTAL	ARMY	NAVY	AIR FORCE	DLA	OCE	ODA
Denver	STORAGE TECHNOLOGY CORPORATION	304			304			
	T M D ENTERPRISES INC	3,563		120	3,563			
	TBG INC	120						
	TECH SALES INC	30			30			
	TELEDYNE INDUSTRIES INC	64			64			
	TELOS CORPORATION	95			95			
	TRANSLOGIC CORP	27	27					
	UNITED AIR LINES INC	585	13,478		585			
	UNITED ENGINEERS & CONSTRS	17,633			4,155			
	UNITED GLASSWARE & CHINA	47						
	UNIV OF COLORADO	131		131				
	UNIVAR CORPORATION	90				90		
	UNIVERSITY OF COLORADO	566	398	168				
	UNIVERSITY OF DENVER	376	25	221	130			
	UNIVERSITY OF MARYLAND	88						88
	VIERECK COMPANY INC THE	100		100				
	VROOMAN CONSTRUCTION CO	29	29					
	WANG LABORATORIES INC	233			233			
	WAUKESHA BEARINGS CORPORATION	38			38			
	WESTERN WASTE MANAGEMENT INC	372			372			
	WILLIAMS CHARLES G CNSTR CO	167			167			
	WOODWARD-CLYDE CONSULTANTS	1,240	1,240					
	WOODWARD-CLYDE CORPORATION	748			748			
	YARDNEY CORPORATION	1,934,841	33,232	13,598	1,859,880	6,745	664	20,722
	TOTAL - Denver							
Douglas	D C X INC	11,207		885	180	10,142		
	TOTAL - Douglas	11,207		885	180	10,142		
Elbert	DUNN JACQUELINE	39			39			
	WOENER ENGR INC	1,059		1,059				
	WOERNER ENGINEERING INC	64						
	TOTAL - Elbert	1,162		1,123				
E1 Paso	A T & T INFORMATION SYSTEMS	539	539					
	A T & T TECHNOLOGIES INC	281			281			
	A-S-K ASSOCIATES INC	101	101					
	ACME ELECTRIC OF SALIDA INC	35			35			
	ACORN PETROLEUM	229					229	
	ADVANCE DIGITAL SYSTEMS INC	46			46			
	ADVANCED ROOFING SPEC	54			54			
	AERO SPACE NETWORK INC	186			186			
	AEROJET GENERAL CORPORATION	970			970			
	ALEMAN FOOD SERVICE INC	809			809			
	ALLIED DATA COMMUNICATIONS GROUP	99	99					

PRIME CONTRACT AWARDS BY STATE, COUNTY, CONTRACTOR, AND PLACE
 FISCAL YEAR 1988 (OCT - SEP)
 Colorado

COUNTY NAME/ CONTRACTOR NAME	LOCATION NAME	DOD TOTAL	ARMY	NAVY	AIR FORCE	DLA	OCE	ODA
E1 Paso								
ALLIED SIGNAL AEROSPACE CO	Colorado Springs	252			252			
AM INTERNATIONAL INC	Air Force Academy	27			27			
AM INTERNATIONAL INC	Colorado Springs	52			52			
AM INTERNATIONAL INC	Fort Carson	64	64					
AMERICAN COIN METER OF COLO	Fort Carson	214	214					
AMERICAN EDUCTN CMLPX CLG DIST	Fort Carson	75	75					
AMERICAN GENERAL BLDRS	Air Force Academy	31	31					
AMI INDUSTRIES INC	Colorado Springs	1,083	432		1,083			1,086
AMPEX CORPORATION	Colorado Springs	1,432	75	65	3,655			
APEK INC	Colorado Springs	4,881			3,557			
ARINC RESEARCH CORPORATION	Colorado Springs	3,557			78			
ARROW ELECTRIC CO	Colorado Springs	165			165			
B C P CONSTRUCTION INC	Air Force Academy	115						
BATTEAST CONSTRUCTION COMPANY	Colorado Springs	115	115					
BENHAM COMPANIES INC	Colorado Springs	364	364					
BLOUNT BROTHERS CORPORATION	Colorado Springs	1,134	1,134					
BOOZ ALLEN & HAMILTON INC	Colorado Springs	616			616			
BOWMAN, JOHN, INC	Air Force Academy	2,194			2,194			
BOWMAN, JOHN, INC	Fort Carson	5,451	5,451					
BURLINGTON INDUSTRIES INC	Air Force Academy	64			64			
BURNS & MC DONNELL INC	Colorado Springs	130	130					
BYERLY & COSYLEON INC	Air Force Academy	1,660			1,660			
C & D ENTERPRISES INC	Colorado Springs	47			47			
CAL CONSTRUCTORS	Fort Carson	320	320					
CAL-COL INDUSTRIES INC	Colorado Springs	600		600				
CENTRAL MECHANICAL CNSTR CO	Fort Carson	66	66					
CHAMPION INC	Fort Carson	1,248	1,248					
COAST JANITORIAL SERVICES INC	Colorado Springs	310			310			
COLORADO PIPING & MECH INC	Fort Carson	30			30			
COLORADO SPGS CITY DEPT UTLS	Cheyenne Mtn Complex	4,996			4,996			
COLORADO SPGS CITY DEPT UTLS	Air Force Academy	68			68			
COLORADO SPGS CITY DEPT UTLS	Cheyenne Mtn Complex	537			537			
COLORADO SPGS CITY DEPT UTLS	Colorado Springs	7,049	7,049					
COMBUSTION ENGINEERING INC	Fort Carson	602			602			
COMMERCIAL DESIGN ENGINEERING	Air Force Academy	159			159			
COMPUTER CONSOLES INC	Colorado Springs	109			109			
COMPUTER SCIENCES CORPORATION	Colorado Springs	3,519			3,519			
COMPUTER SITES INC	Air Force Academy	44			44			
CONSOLIDATED CONSTRUCTION INC	Falcon	2,739	2,739					
CONTEL PAGE SYSTEMS INC	Colorado Springs	126			126			
CONTROL DATA CORPORATION	Air Force Academy	32			32			
COOPER EMERGENCY DEPT SVC	Fort Carson	82	82					
CORTEZ CONSTRUCTION CO INC	Colorado Springs	730			730			
CRAWFORD TECHNICAL SERVICE	Air Force Academy	211			211			
CROTHALL AMERICAN INC	Air Force Academy	383			383			
CROWLEY-MADE-MILSTEAD INC	Colorado Springs	45			45			
CRS SIRRINE INC	Colorado Springs	185		45	185			

PRIME CONTRACT AWARDS BY STATE, COUNTY, CONTRACTOR, AND PLACE
 FISCAL YEAR 1988 (OCT - SEP)
 Colorado

COUNTY NAME/ CONTRACTOR NAME	LOCATION NAME	(DOLLARS IN THOUSANDS)										
		DOD TOTAL	ARMY	NAVY	AIR FORCE	DLA	OCE	ODA				
E1 Paso												
CTA INCORPORATED	Colorado Springs	2,514			2,514							
DATA EQUIP INC	Colorado Springs	137		137								
DATA GENERAL CORPORATION	Air Force Academy	31			31							
DATA GENERAL CORPORATION	Cheyenne Mtn Complex	74			74							
DATA GENERAL CORPORATION	Colorado Springs	61			61							
DATATREND INC	Falcon	68			68							
DAVSAM INTERNATIONAL INC	Air Force Academy	238			238							
DENVER & WSTN WIN & HSE GLG CO	Air Force Academy	33			33							
DIAMOND SYSTEMS INC	Colorado Springs	47			47							
DIGITAL EQUIPMENT CORPORATION	Colorado Springs	6,856			6,856							
DIGITAL EQUIPMENT CORPORATION	Falcon	53			53							
DONOHUE & ASSOCIATES INC	Air Force Academy	210			210							
DOSS AVIATION INC	Air Force Academy	607			607							
DRAGON SERVICES INC	Air Force Academy	1,455			1,455							
DRAGON SERVICES INC	Cheyenne Mtn Complex	1,421			1,421							
E & M SALES INC	Colorado Springs	28	28									
E M C ENGINEERS INC	Colorado Springs	38			38							
EAGLE AVI SVCS & TECHNOLOGY	Cheyenne Mtn Complex	479			479							
EAGLE AVI SVCS & TECHNOLOGY	Air Force Academy	557			557							
EAGLE AVI SVCS & TECHNOLOGY	Colorado Springs	389			389							
EAGLE-PICHER INDUSTRIES INC	Falcon	867			867							
EASTERN COLORADO BUILDERS	Colorado Springs	199		153	199							
EASTERN COLORADO BUILDERS	Air Force Academy	370			370							
EASTERN COLORADO BUILDERS	Colorado Springs	69			69							
EATON CORPORATION	Falcon	130			130							
EATON CORPORATION	Cheyenne Mtn Complex	160			160							
ELECTRONIC SYS INTERNATIONAL	Falcon	52			52							
ELECTROSPACE SYSTEMS INC	Colorado Springs	746			746							
ELECTROSPACE SYSTEMS INC	Cheyenne Mtn Complex	807			807							
ELECTROSPACE SYSTEMS INC	Colorado Springs	42			42							
ELLIOTT & ASSOCIATES INC	Air Force Academy	539			539							
ENVIRONMENTAL SYSTEMS	Air Force Academy	33			33							
ERES CONSULTANTS INC	Fort Carson	473			473							
ETKIN CONSTRUCTION COMPANY	Air Force Academy	237			237							
FAIRCHILD WESTON SYSTEMS INC	Fort Carson	50			50							
FALCON COMMUNICATIONS CORP	Air Force Academy	947			947							
FEDERAL CONTRACTING, INC	Colorado Springs	958			958							
FEDERAL CONTRACTING, INC	Colorado Springs	569			569							
FEDERAL ELECTRIC CORPORATION	Colorado Springs	132			132							
FEDERAL INTEGRATED SYSTEMS CORP	Colorado Springs	36			36							
FEDERAL INTEGRATED SYSTEMS CORP	Fort Carson	33			33							
FEDERAL INTEGRATED SYSTEMS CORP	Air Force Academy	97,064			97,064							
FEDERAL INTEGRATED SYSTEMS CORP	Colorado Springs	128,532			128,532							
FEDERAL INTEGRATED SYSTEMS CORP	Colorado Springs	199			199							
FEDERAL INTEGRATED SYSTEMS CORP	Fort Carson	1,394			1,394							
FEDERAL INTEGRATED SYSTEMS CORP	Fort Carson	48			48							
FEDERAL INTEGRATED SYSTEMS CORP	Air Force Academy	56			56							
FEDERAL INTEGRATED SYSTEMS CORP	Colorado Springs	63-			63-							
FEDERAL INTEGRATED SYSTEMS CORP	Fort Carson	1,532			1,532							
FEDERAL INTEGRATED SYSTEMS CORP	Colorado Springs	29,936			29,936							
FEDERAL INTEGRATED SYSTEMS CORP	Colorado Springs	199			199							
FEDERAL INTEGRATED SYSTEMS CORP	Fort Carson	1,394			1,394							
FEDERAL INTEGRATED SYSTEMS CORP	Fort Carson	48			48							
FEDERAL INTEGRATED SYSTEMS CORP	Air Force Academy	56			56							
FEDERAL INTEGRATED SYSTEMS CORP	Colorado Springs	63-			63-							
FEDERAL INTEGRATED SYSTEMS CORP	Fort Carson	1,532			1,532							
FEDERAL INTEGRATED SYSTEMS CORP	Colorado Springs	29,936			29,936							
FEDERAL INTEGRATED SYSTEMS CORP	Colorado Springs	199			199							
FEDERAL INTEGRATED SYSTEMS CORP	Fort Carson	1,394			1,394							
FEDERAL INTEGRATED SYSTEMS CORP	Fort Carson	48			48							
FEDERAL INTEGRATED SYSTEMS CORP	Air Force Academy	56			56							
FEDERAL INTEGRATED SYSTEMS CORP	Colorado Springs	63-			63-							
FEDERAL INTEGRATED SYSTEMS CORP	Fort Carson	1,532			1,532							
FEDERAL INTEGRATED SYSTEMS CORP	Colorado Springs	29,936			29,936							
FEDERAL INTEGRATED SYSTEMS CORP	Colorado Springs	199			199							
FEDERAL INTEGRATED SYSTEMS CORP	Fort Carson	1,394			1,394							
FEDERAL INTEGRATED SYSTEMS CORP	Fort Carson	48			48							
FEDERAL INTEGRATED SYSTEMS CORP	Air Force Academy	56			56							
FEDERAL INTEGRATED SYSTEMS CORP	Colorado Springs	63-			63-							
FEDERAL INTEGRATED SYSTEMS CORP	Fort Carson	1,532			1,532							
FEDERAL INTEGRATED SYSTEMS CORP	Colorado Springs	29,936			29,936							
FEDERAL INTEGRATED SYSTEMS CORP	Colorado Springs	199			199							
FEDERAL INTEGRATED SYSTEMS CORP	Fort Carson	1,394			1,394							
FEDERAL INTEGRATED SYSTEMS CORP	Fort Carson	48			48							
FEDERAL INTEGRATED SYSTEMS CORP	Air Force Academy	56			56							
FEDERAL INTEGRATED SYSTEMS CORP	Colorado Springs	63-			63-							
FEDERAL INTEGRATED SYSTEMS CORP	Fort Carson	1,532			1,532							
FEDERAL INTEGRATED SYSTEMS CORP	Colorado Springs	29,936			29,936							
FEDERAL INTEGRATED SYSTEMS CORP	Colorado Springs	199			199							
FEDERAL INTEGRATED SYSTEMS CORP	Fort Carson	1,394			1,394							
FEDERAL INTEGRATED SYSTEMS CORP	Fort Carson	48			48							
FEDERAL INTEGRATED SYSTEMS CORP	Air Force Academy	56			56							
FEDERAL INTEGRATED SYSTEMS CORP	Colorado Springs	63-			63-							
FEDERAL INTEGRATED SYSTEMS CORP	Fort Carson	1,532			1,532							
FEDERAL INTEGRATED SYSTEMS CORP	Colorado Springs	29,936			29,936							
FEDERAL INTEGRATED SYSTEMS CORP	Colorado Springs	199			199							
FEDERAL INTEGRATED SYSTEMS CORP	Fort Carson	1,394			1,394							
FEDERAL INTEGRATED SYSTEMS CORP	Fort Carson	48			48							
FEDERAL INTEGRATED SYSTEMS CORP	Air Force Academy	56			56							
FEDERAL INTEGRATED SYSTEMS CORP	Colorado Springs	63-			63-							
FEDERAL INTEGRATED SYSTEMS CORP	Fort Carson	1,532			1,532							
FEDERAL INTEGRATED SYSTEMS CORP	Colorado Springs	29,936			29,936							
FEDERAL INTEGRATED SYSTEMS CORP	Colorado Springs	199			199							
FEDERAL INTEGRATED SYSTEMS CORP	Fort Carson	1,394			1,394							
FEDERAL INTEGRATED SYSTEMS CORP	Fort Carson	48			48							
FEDERAL INTEGRATED SYSTEMS CORP	Air Force Academy	56			56							
FEDERAL INTEGRATED SYSTEMS CORP	Colorado Springs	63-			63-							
FEDERAL INTEGRATED SYSTEMS CORP	Fort Carson	1,532			1,532							
FEDERAL INTEGRATED SYSTEMS CORP	Colorado Springs	29,936			29,936							
FEDERAL INTEGRATED SYSTEMS CORP	Colorado Springs	199			199							
FEDERAL INTEGRATED SYSTEMS CORP	Fort Carson	1,394			1,394							
FEDERAL INTEGRATED SYSTEMS CORP	Fort Carson	48			48							
FEDERAL INTEGRATED SYSTEMS CORP	Air Force Academy	56			56							
FEDERAL INTEGRATED SYSTEMS CORP	Colorado Springs	63-			63-							
FEDERAL INTEGRATED SYSTEMS CORP	Fort Carson	1,532			1,532							
FEDERAL INTEGRATED SYSTEMS CORP	Colorado Springs	29,936			29,936							
FEDERAL INTEGRATED SYSTEMS CORP	Colorado Springs	199			199							
FEDERAL INTEGRATED SYSTEMS CORP	Fort Carson	1,394			1,394							
FEDERAL INTEGRATED SYSTEMS CORP	Fort Carson	48			48							
FEDERAL INTEGRATED SYSTEMS CORP	Air Force Academy	56			56							
FEDERAL INTEGRATED SYSTEMS CORP	Colorado Springs	63-			63-							
FEDERAL INTEGRATED SYSTEMS CORP	Fort Carson	1,532			1,532							
FEDERAL INTEGRATED SYSTEMS CORP	Colorado Springs	29,936			29,936							
FEDERAL INTEGRATED SYSTEMS CORP	Colorado Springs	199			199							
FEDERAL INTEGRATED SYSTEMS CORP	Fort Carson	1,394			1,394							
FEDERAL INTEGRATED SYSTEMS CORP	Fort Carson	48			48							
FEDERAL INTEGRATED SYSTEMS CORP	Air Force Academy	56			56							
FEDERAL INTEGRATED SYSTEMS CORP	Colorado Springs	63-			63-							
FEDERAL INTEGRATED SYSTEMS CORP	Fort Carson	1,532			1,532							
FEDERAL INTEGRATED SYSTEMS CORP	Colorado Springs	29,936			29,936							
FEDERAL INTEGRATED SYSTEMS CORP	Colorado Springs	199			199							
FEDERAL INTEGRATED SYSTEMS CORP	Fort Carson	1,394			1,394							
FEDERAL INTEGRATED SYSTEMS CORP	Fort Carson	48			48							
FEDERAL INTEGRATED SYSTEMS CORP	Air Force Academy	56			56							
FEDERAL INTEGRATED SYSTEMS CORP	Colorado Springs	63-			63-							
FEDERAL INTEGRATED SYSTEMS CORP	Fort Carson	1,532			1,532							
FEDERAL INTEGRATED SYSTEMS CORP	Colorado Springs	29,936			29,936							
FEDERAL INTEGRATED SYSTEMS CORP	Colorado Springs	199			199							
FEDERAL INTEGRATED SYSTEMS CORP	Fort Carson	1,394			1,394							
FEDERAL INTEGRATED SYSTEMS CORP	Fort Carson	48										

PRIME CONTRACT AWARDS BY STATE, COUNTY, CONTRACTOR, AND PLACE
 FISCAL YEAR 1988 (OCT - SEP)
 Colorado

COUNTY NAME/ CONTRACTOR NAME	LOCATION NAME	DOD TOTAL	ARMY	NAVY	AIR FORCE	DLA	OCE	ODA
E1 Paso	GOULD COMPUTER SYSTEMS INC	35			35			
	GOVERNMENT SERVICE INC	40			40			
	GREEN ELECTRIC INC	44			44			
	GTE PRODUCTS CORP DEL CORP	752			752			
	GUY C B & ASSOCIATES PC	40			40			
	GUY C B & ASSOCIATES PC	33			33			
	H L J CONSTRUCTION & MGT GROUP	3,224	3,224					
	HALLER & LARSON LTD	334	334					
	HARRIS CORPORATION	43			43			
	HEATING & PLUMBING ENG INC	155			155			
	HELENA LABORATORIES CORP	26			26			
	HENNINGSON DURHAM RICHARDSON	697			697			
	HENSEL PHELPS CONSTRUCTION CO	1,507	1,507					
	HENSEL PHELPS CONSTRUCTION CO	195			195			
	HEWLETT-PACKARD COMPANY	2,556		1,848	429			
	HIBBITTS CONSTRUCTION, INC	1,080			550			
	HIBBITTS CONSTRUCTION, INC	86			86			
	HIGGINBOTHAM & ASSOCIATES, PC	28			28			
	HIGGINBOTHAM & ASSOCIATES, PC	152			152			
	HIGGINBOTHAM & ASSOCIATES, PC	28			28			
	HIGGINBOTHAM & ASSOCIATES, PC	152			152			
	HOLMES & NARVER INC	28			28			
	HONEYWELL BULL AG	7,356	7,356					
	HONEYWELL INC	66			66			
	HOOVER BERG DESMOND	272			272			
	HOSPITAL SHRED SVCS OF CLRADO	221			221			
	HOUSTON H W CONSTRUCTION CO	4,013	4,013					
	HOWARD NDLES TAMMEN BERGENDOFF	555			555			
	HUEY S E CO	223			223			
	I C G ELECTRIC INC	264			264			
	I C G ELECTRIC INC	361			361			
	I C G ELECTRIC INC	36			36			
	I C G ELECTRIC INC	65			65			
	I I T RESEARCH INSTITUTE	861			861			
	IMO DELAVAL	83			83			
	INDUSTRIAL CONSTR MANAGERS	137			137			
	INTELCOM MAINTENANCE SVCS	935			935			
	INTELCOM GROUP CORP	42			42			
	INTELCOM GROUP CORP	617			617			
	INTERNATIONAL BUS MCHS CORP	103			103			
	INTERNATIONAL BUS MCHS CORP	234			234			
	INTERSTATE ELECTRICAL CONTRS	210			210			
	INTERWEST COMMUNICATIONS CORP	40			40			
	IPPOLITI INCORPORATED	160			160			
	J & S CONSTRUCTION	38			38			
	J E B CONSTRUCTION CO	3,830			3,830			
	J J S SERVICES INC	321			321			
	JAY AUTOMOTIVE SPECIALTIES	162			162			
	JOHNSON AIRCRAFT INC	320			320			

PRIME CONTRACT AWARDS BY STATE, COUNTY, CONTRACTOR, AND PLACE
 FISCAL YEAR 1988 (OCT - SEP)
 Colorado

COUNTY NAME/ CONTRACTOR NAME	LOCATION NAME	DOD TOTAL	ARMY	NAVY	AIR FORCE	DLA	OCE	ODA
E1 Paso								
K-SPAN COLORADO INC	Colorado Springs	205		205				
KAISER ENGINEERS & CONSTRS	Colorado Springs	31,450	31,450					
KAMAN INSTRUMENTATION CORP	Colorado Springs	64	565					
KAMAN SCIENCES CORPORATION	Colorado Springs	29,332	7,988	5,815	8,563			6,966
KIRKLAND JAMES H CONSTRUCTION	Fort Carson	324	324					
KISTLER ELECTRIC CO	Colorado Springs	32	32					
L & R MAINTENANCE INC	Fort Carson	620	620					
LANTZ BOGGIO PARTNERSHIP	Air Force Academy	163			163			
LE DENT INC	Air Force Academy	393			393			
LEE WAN & ASSOC	Colorado Springs	37	37					
LEIKER, L F CONSTRUCTION CO	Air Force Academy	331			331			
LEIKER, L F CONSTRUCTION CO	Colorado Springs	209			209			
LEIKER, L F CONSTRUCTION CO	Colorado Springs	165			165			
LEWAN & ASSOCIATES INC	Colorado Springs	30			30			
LITTON SYSTEMS INC	Colorado Springs	173,062	93-	173,155				
LOCKHEED SUPPORT SYSTEMS INC	Fort Carson	1,757			1,757			
LOUDEN OFFICE EQUIPMENT INC	Fort Carson	38	38					
LOW VOLTAGE WIRING LTD	Colorado Springs	36	36					
LUNA CONSTRUCTION INC	Colorado Springs	91	91					
MARTIN MARIETTA CORPORATION	Colorado Springs	3,978			3,978			
MARTINEZ CONST & DELV CO	Air Force Academy	61			61			
MC GRAW-HILL INC	Colorado Springs	258	157	101				
MCOG ARCHITECTS INC	Air Force Academy	135			135			
MDP CONSTRUCTION INC	Air Force Academy	334			334			
MDP CONSTRUCTION INC	Fort Carson	113	113					
MEDICAL IMAGING ASSOCIATES PC	Colorado Springs	46			46			
MESA PAVING INC	Air Force Academy	466			466			
METIER INC	Colorado Springs	53			53			
MICROCOSYM INC	Colorado Springs	120						
MILLER HERMAN INC	Colorado Springs	177						
MILLER TED D ASSOCIATES INC	Fort Carson	36	177	120				
MIRO S A INC	Fort Carson	36	36					
MISSION RESEARCH CORPORATION	Air Force Academy	337			337			
MITA COPYSTAR AMERICA INC	Colorado Springs	332	132					
MONDO'S PAINTING	Colorado Springs	142			142			
MONTGOMERY ELEVATOR COMPANY	Fort Carson	250	250					
MONTENSON M A COMPANY	Air Force Academy	310			310			
MOUNTAIN INDUSTRIAL GAS CO	Air Force Academy	139			139			
MOUNTAIN INDUSTRIAL GAS CO	Air Force Academy	908			908			
MOUNTAIN INDUSTRIAL GAS CO	Colorado Springs	82			82			
MOUNTAIN KASCH & ASSOC PC	Fort Carson	817			817			
MOUNTAIN STATES SHEET METAL	Colorado Springs	40			40			
MOUNTAIN STATES TELE & TELG	Air Force Academy	638			638			
MOUNTAIN STATES TELE & TELG	Colorado Springs	35			35			
MOUNTAIN STATES TELE & TELG THE	Colorado Springs	1,085	1,085					
MOUNTAIN VIEW ELECTRIC ASSN	Fort Carson	977			977			
MOYES ASSOCIATES LTD	Falcon	1,443			1,443			
MR LIGHTNING INC	Air Force Academy	82			82			

PRIME CONTRACT AWARDS BY STATE, COUNTY, CONTRACTOR, AND PLACE
 FISCAL YEAR 1988 (OCT - SEP)
 Colorado

COUNTY NAME/ CONTRACTOR NAME	LOCATION NAME	(DOLLARS IN THOUSANDS)											
		DOD TOTAL	ARMY	NAVY	AIR FORCE	DLA	OCE	ODA					
E1 Paso													
SHUGER RICHARD D MD	Fort Carson	50	50										
SIDES CONSTRUCTION COMPANY	Cheyenne Mtn Complex	230					230						
SIDES CONSTRUCTION COMPANY	Colorado Springs	32	32										
SINK COMBS DETHLEFS PC	Air Force Academy	35	35										
SKIDMORE OWINGS & MERRILL	Air Force Academy	345					345						
SMITH JAMES INC	Colorado Springs	45					45						
SMITH THOMAS J SOCIAL WORKER	Fort Carson	28	28										
SNIDERS AGGREGATE INC	Fort Carson	94	94										
SNO WHITE LINEN & UNF RENTL	Colorado Springs	1,049					1,049						
SORBUS INC	Colorado Springs	30											
SPARTA INC	Colorado Springs	124					124						
SPERRY CORPORATION	Air Force Academy	48					48						
SPREAD SPECTRUM SCIENCES	Palmer Lake	144					144						
SPOUSE PETE CONSTRUCTION INC	Colorado Springs	412					412						
SPOUSE PETE CONSTRUCTION INC	Fort Carson	719	412				719						
SRS TECHNOLOGIES	Colorado Springs	484	484										
STAEFA CONTROL SYSTEM, INC	Air Force Academy	50					50						
SUMMIT ANALYTICAL SCIENCES INC	Colorado Springs	28					28						
SUN MICROSYSTEMS INC	Colorado Springs	99					99						
SYNTRIX CORPORATION	Colorado Springs	38					38						
SYNTHES LTD USA	Monument	55					55						
T O M I INC	Colorado Springs	55					55						
T B W ELECTRONIC PRODUCTS INC	Colorado Springs	1,731					1,731						
TBG INC	Fort Carson	28	28										
TECHNICAL STUDIES & ANALYSIS	Colorado Springs	994					994						
TECOM INCORPORATED	Colorado Springs	3,608					3,608						
TELEDYNE INC	Colorado Springs	39	39										
TELEX COMPUTER PRODUCTS INC	Colorado Springs	54					54						
TEXAS INSTRUMENTS INCORPORATED	Colorado Springs	29,717					29,717						
TIGER CORP	Fort Carson	257	257										
TIMBER HO CABINETS	Fort Carson	28	28										
TIME & SPACE PROCESSING INC	Fountain	64					64						
TOTAL PRO-TECT CO	Cheyenne Mtn Complex	81					81						
TOTAL TERRAIN	Colorado Springs	228	228										
TRACOR APPLIED SCIENCES INC	Fort Carson	100-	228				100-						
TRANSCO PACIFIC CO	Colorado Springs	262					262						
TRIPLE M CONSTRUCTION INC	Fort Carson	866	262				866						
TRIPLE M CONSTRUCTION INC	Air Force Academy	1,179					1,179						
TRW INC	Falcon	820					820						
UNISYS CORPORATION	Colorado Springs	569					569						
UNISYS CORPORATION	Air Force Academy	26-					26-						
UNISYS CORPORATION	Colorado Springs	27					27						
UNITED AIRLINES SERVICES CORP	Fort Carson	380	27				380						
UNITED ENGINEERS & CONSTR	Colorado Springs	73					73						
UNITED ENGINEERS & CONSTR	Cheyenne Mtn Complex	2,172					2,172						
UNITED FLOOR COMPANY INC	Falcon	136					136						
UNITED FOOD SERVICE INC	Air Force Academy	421					421						

PRIME CONTRACT AWARDS BY STATE, COUNTY, CONTRACTOR, AND PLACE
 FISCAL YEAR 1988 (OCT - SEP)
 Colorado

COUNTY NAME/ CONTRACTOR NAME	LOCATION NAME	DOD TOTAL	ARMY	NAVY	(DOLLARS IN THOUSANDS)			ODA
					AIR FORCE	DLA	OCE	
E1 Paso								
UNITED MATERIALS INC	Air Force Academy	41			41			
UNITED STATES DEPT ENERGY	Colorado Springs	1,410			1,410			
UNITED STATES POLLUTION CTRL	Fort Carson	37				37		
UNIV OF COLORADO	Colorado Springs	41						
UNIVERSITY OF COLORADO	Colorado Springs	105	41	105				
UNITED ENGINEERS & CONSTRUCTORS	Cheyenne Mtn Complex	75			75			
UTE PLUMBING & HEATING	Air Force Academy	118			118			
VANGUARD RESEARCH INC	Colorado Springs	194			194			
VROOMAN CONSTRUCTION CO	Air Force Academy	39	39					
WALKER J A CO	Colorado Springs	1,937	1,937					
WAN LEE AND ASSOCIATES INC	Colorado Springs	36	36					
WANG LABORATORIES INC	Colorado Springs	137			137			
WANG LABORATORIES INC	Air Force Academy	58			58			
WANG LABORATORIES INC	Cheyenne Mtn Complex	269			269			
WANG LABORATORIES INC	Colorado Springs	61	61					
WASTE MANAGEMENT INC	Colorado Springs	39			39			
WEATHERCRAFT OF COLO SPRINGS	Air Force Academy	50			50			
WELLS ENGINEERS INC	Air Force Academy	40			40			
WESTERN TELE-COMMUNICATIONS	Falcon	90			90			
WHITE AUTOMOTIVE CORP	Colorado Springs	3,632	3,632					
WILDCAT CONSTRUCTION CO INC	Colorado Springs	18	18					
WILSON ENGINEERS & ARCHITECTS	Fort Carson	65	65					
WOODSIDE HOMES CORPORATION	Colorado Springs	1,860			1,860			
XEROX CORPORATION	Air Force Academy	200	200					
XONTECH INC	Fort Carson	785			785			
ZENITH ELECTRONICS CORPORATION	Colorado Springs	59			59			
TOTAL - E1 Paso	Colorado Springs	582,961	197,905	200,505	175,626	353	152	8,420
Fremont								
READY'S ICE COMPANY INC	Canon City	180	180					
SNIDERS AGGREGATE INC	Canon City	43	43					
TOTAL - Fremont		223	223					
Garfield								
EITZEN, LOUIS C & CO INC	Glenwood Springs	38				38		
TOTAL - Garfield		38						
Gilpin								
DISPLAYTECH INC	Central City	50				50		
TOTAL - Gilpin		50						
Jefferson								
A & B ELC & GEN CONIG	Lakewood	26				26		
ADVANCED COMPOSITE TECHNOLOGY	Golden	38				38		
ALLSTATE PRODUCTS COMPANY INC	Lakewood	28				28		
ALPINE RESEARCH INC	Golden	101	28			101		
AMERICAN FIRE SYSTEMS INC	Wheat Ridge	32	101			32		

PRIME CONTRACT AWARDS BY STATE, COUNTY, CONTRACTOR, AND PLACE
 FISCAL YEAR 1988 (OCT - SEP)
 Colorado

COUNTY NAME/ CONTRACTOR NAME	LOCATION NAME	DOD TOTAL	(DOLLARS IN THOUSANDS)					
			ARMY	NAVY	AIR FORCE	DLA	OCE	ODA
Jefferson								
APPLIED RESEARCH ASSOC INC	Lakewood	140		140				
CLENESSE DENVER INC	Golden	63		63				
COLORADO SCHOOL OF MINES	Golden	1,291	647	644				80
CONCEPT DEVELOPMENT CORP	Golden	80		90				
COORS PORCELAIN COMPANY	Golden	472	382					
EBASCO SERVICES INC	Lakewood	4,882	4,882					
GOVERNMENT CONTRACT SALES INC	Lakewood	64		64				
HUFFMAN LABORATORIES INC	Golden	104	104					
INTERNATIONAL SOFTWARE CORP	Golden	100		100				
MARTIN MARIETTA CORPORATION	Waterton	430			430			
MEASUREMENT TECHNOLOGIES INC	Wheat Ridge	45		45				
MOBILE SAFETY EQUIPMENT	Wheat Ridge	61				61		
MOVES ASSOCIATES LTD	Evergreen	65	65					
OPHIR CORP	Lakewood	50		50				
PERKIN ELMER CORPORATION	Wheat Ridge	79	79					
POWER LINE MODELS ENGINEERING	Evergreen	112	112					
STOLLAR R L & ASSOCIATES INC	Lakewood	9,170	9,170					
SUPER SEER CORPORATION	Evergreen	38						38
TIMEPLEX INC	Golden	695						695
UNITED AIR LINES INC	Lakewood	80						80
UNITED AIRLINES SERVICES CORP	Lakewood	15,625						15,625
XYZTEK CORP	Lakewood	27		27				
TOTAL - Jefferson		33,898	15,570	1,249	16,938	61		80
Lake								
HORIZONS INC	Leadville	99						99
TOTAL - Lake		99						99
La Plata								
BARRIER WEAR INC	Durango	155		155				
TOTAL - La Plata		155		155				
Larimer								
ATMOSPHERIC STMLATERS TSTG RES	Fort Collins	55			55			
BATTELLE MEMORIAL INSTITUTE	Fort Collins	35	35					
COLORADO STATE UNIVERSITY	Fort Collins	4,701	2,081	1,627	957			36
DIRECTED ENERGY INC	Fort Collins	49						
EARTH SCIENCE ASSOCIATES	Fort Collins	34						
GERHARDT HOLDING COMPANY INC	Fort Collins	322						
GOOD-ALL ELECTRIC	Fort Collins	54		54				
HATCH & KIRK INC	Fort Collins	25						
HEWLETT-PACKARD COMPANY	Fort Collins	385	71					
HEWLETT-PACKARD COMPANY	Fort Collins	51						
HEWLETT-PACKARD COMPANY	Loveland	666						
HEWLETT-PACKARD COMPANY	Fort Collins	494	47		390			
METSAT INC	Fort Collins	279	99					
NATIONAL TECHNOLOGICAL UNIV	Fort Collins	55						
OAKLAND DIESEL DISTRIBUTORS	Fort Collins	55						

PRIME CONTRACT AWARDS BY STATE, COUNTY, CONTRACTOR, AND PLACE
FISCAL YEAR 1988 (OCT - SEP)
Colorado

COUNTY NAME/ CONTRACTOR NAME	LOCATION NAME	(DOLLARS IN THOUSANDS)								
		DOD TOTAL	ARMY	NAVY	AIR FORCE	DLA	OCE	ODA		
Larimer										
PERNICKA CORP	Fort Collins	243				243				
SPACE TECH CORP	Fort Collins	399	147		252					
UNION CARBIDE CORPORATION	Loveland	666			666					
VIERECK COMPANY INC THE	Fort Collins	139			139				156	
WATER ENGRG & TECHNOLOGY	Fort Collins	114								
WEDDING AND ASSOCIATES INC	Fort Collins	114								
WOODWARD GOVERNOR COMPANY	Fort Collins	1,298		114	33	241				
TOTAL - Larimer		10,220	2,480	3,889	2,492	1,084			226	49
Las Animas										
HENSEL PHELPS CONSTRUCTION CO	Pinon Canyon	150	150							
RUSTYS SERVICES	Pinon Canyon	118	118							
TORRES JOSEPH L	Trinidad	177							77	
TOTAL - Las Animas		345	268						77	
Logan										
ROBBINS SALES CO INC	Sterling	171				171				
TOTAL - Logan		171				171				
Mesa										
DIXSON INC	Grand Junction	247	247							
PYROTECHNICS INDUSTRIES INC	Grand Junction	39	39							
TOTAL - Mesa		286	286							
Otero										
LA JUNTA CITY OF	La Junta	836								
MARTIN MARIETTA CORPORATION	La Junta Bomb Score	280								
TOTAL - Otero		1,116								
Pueblo										
ARIZONA BOILER CO INC	Pueblo Army Depot	60	60							
BELLSOUTH GVERNMENT SYSTEMS INC	Pueblo Army Depot	29	29							
C P CONSTRUCTION CO INC	Pueblo Army Depot	566	566							
EARTH TECH INDUSTRIES LTD	Pueblo Army Depot	169	169							
INTERSTATE ELECTRICAL CONTRS	Pueblo Army Depot	499	499							
L & M ENTERPRISES INC	Pueblo	2,317							2,317	
LITTLE CURRY CREW	Pueblo	161							161	
MALTY TANK & BARGE INC	Pueblo	30	30							
PATE CONSTRUCTION CO INC	Pueblo Army Depot	120	120							
PUEBLO DIVERSIFIED INDUSTRIES	Pueblo Army Depot	152	152							
ROCKY MOUNTAIN SATELLITE SYS	Pueblo Army Depot	90	90							
SELLARDS & GRIGG INC	Pueblo	26								
SERAGENT HAUSKINS & BECKWITH	Pueblo	75								
SPERRY CORPORATION	Pueblo	19,204								
TOTE-PAC CORP	Pueblo	39								
UNISYS CORPORATION	Pueblo Army Depot	172	172							
WAGNER EQUIPMENT CO	Pueblo	91	91							

PRIME CONTRACT AWARDS BY STATE, COUNTY, CONTRACTOR, AND PLACE
 FISCAL YEAR 1988 (OCT - SEP)
 Conn

COUNTY NAME/ CONTRACTOR NAME	LOCATION NAME	DOD TOTAL	ARMY	NAVY	AIR FORCE	DLA	OCE	ODA
Fairfield								
A & B MATERIALS INC	Norwalk	61				61		
AARON COAT CO INC	Bridgeport	543				543		
AIR LOCK INCORPORATED	Greenwich	76				76		
ALGONQUIN PARTS INC	Norwalk	770			770			
ALJANICH M ASSOCIATES INC	Bridgeport	127	127					
ALLIED SIGNAL AEROSPACE CO	Stamford	70		70				
AMBEL PRECISION MFG CORP	Bethel	583			583			
AMERICAN CYANAMID COMPANY INC	Danbury	333				333		
AMERICAN CYNOSCOPE MAKER	Stamford	208				208		
AMERICAN HOSPITAL SUPPLY CORP	Stamford	208			208			
AMOTEK-LUSA INC	Bridgeport	67			67			
AMPHENOL NORTH AMERICAN	Danbury	80				80		
APPLIED RESEARCH INC	Danbury	80						
ASCHBACHER AND ASSOCIATES	Stamford	53-				53-		
AVCO CORPORATION	Stamford	20,216	17,452					
BAR-PAT MANUFACTURING CO INC	Stratford	428,444	428,444					
BARDEN CORPORATION	Stratford AEP	1,964			1,964			
BARNES ENGINEERING COMPANY	Bridgeport	3,325		364				
BARNES ENGINEERING COMPANY	Danbury	1,378	357					
BATTLEFIELD COMMUNICATIONS SV	Shelton	1,271			1,271			
BECKER JOHN A CO INC	Stamford	135			135			
BEIERSDORF INC	Bridgeport	290				290		
BEREMA INC	Bridgeport	334				334		
BERKEY INC	Norwalk	404				404		
BETTER PACKAGES INC DEL	Norwalk	26						
BOEHRINGER INGELHEIM CORP	Greenwich	26						
BOEHRINGER INGELHEIM CORP	Greenwich	73			73			
BRIDGE COMMUNICATIONS INC	Shelton	66			66			
BRIDGE COMMUNICATIONS/3-COM	Danbury	91				91		
BRIDGEPORT MACHINES INC	Ridgefield	131				131		
BRIDGEPORT PAVING	Danbury	93						
BRIDGEPORT RESTORATION CO INC	Danbury	44						
BUNTING INC	Danbury	568			568			
C B S GOVERNMENT SERVICES INC	Bridgeport	142	142					
CADBURY SCHWEPPES INC	Fairfield	206	206					
CAPITOL SWITCH INC	Stratford	33	33					
CHEMEXEC RELOCATION SYSTEMS,	Bridgeport	897				897		
CHESEBROUGH-POND'S INC	Norwalk	166			166			
CIRCON CORPORATION	Shelton	166						
CLASSEN CORPORATION	Stamford	159				159		
COBER ELECTRONICS INC	Danbury	52				52		
COGNITRONICS CORPORATION	Stratford	33						
COMMANDER CONTROL INC	Greenwich	1,880				1,880		
COMPOSITION MATERIALS CO INC	Stamford	502	37					33
		58	241					
		416						
		280						
		27						
		37						

PRIME CONTRACT AWARDS BY STATE, COUNTY, CONTRACTOR, AND PLACE
 FISCAL YEAR 1988 (OCT - SEP)
 Conn

COUNTY NAME/ CONTRACTOR NAME	LOCATION NAME	DOD TOTAL	ARMY	NAVY	AIR FORCE	DLA	OCE	ODA
Fairfield								
CONCURRENT COMPUTER CORP	Norwalk	151		151				
CONTACT SYSTEMS INC	Danbury	81		81				
COOKE VACUUM PRODUCTS INC	Norwalk	127			86			
CORNELL-CARR COMPANY INC	Monroe	32	41	32				
DANBURY CENTERLESS GRINDING CO	Danbury	80	80					
DANBURY PHARMACAL INC	Danbury	681				681		
DELTA LIGHTING CORPORATION	Stamford	1,763	1,652		49	62		
DIAMOND ARNOLD M INC	Stamford	1,176	1,176					
DIGITECH INDUSTRIES INC	Ridgefield	507		507				
DRESSER INDUSTRIES INC	Newtown	382		382	376	70		
DRESSER INDUSTRIES INC	Stamford	126		126	312			
DRUCK INCORPORATED	Fairfield	37		37				
DRUCK INCORPORATED	New Fairfield	68		68				
DUFFY-MOTT COMPANY INC	Stamford	711				711		
DURACELL INC	Bethel	896		123	75	698		
DYNAMICS CORPORATION AMERICA	Bridgeport	2,082	437	58	1,541	46		
E-BEAM DATA SYSTEMS INC	Fairfield	113			113			
EATON CONSOLIDATED CONTROLS	Bethel	5,180	1,142	2,470	607	961		
EATON CONSOLIDATED CONTROLS	Fairfield	41		41				
EATON CONSOLIDATED CONTROLS	Stamford	73				73		
FAB INC	Greenwich	216				216		
FAC CORPORATION	Shelton	275			275			
ELECTRIC HEATER CO INC	Stamford	35				35		
EMPIRE MANUFACTURING CORP	Bridgeport	247		25	222			
ENERGY RESEARCH CORPORATION	Danbury	900			900			
EXTRUSION TECHNOLOGY CORP	Bridgeport	1,439		1,439				
FAG BEARINGS CORPORATION	Stamford	91	91					
FAIRFIELD SYSTEMS CORPORATION	Stamford	380		302	380			
FEDERAL PRISON INDUSTRIES	Danbury	4,510	1,983		987	1,238		
FIRST BRANDS CORPORATION	Danbury	87				87		
FORX CORP	Stamford	41		41				
FOXBORO COMPANY THE	Norwalk	2,657	158	2,499				
FOXCO ENTERPRISES INC	Bridgeport	46		46				
FRANKENBUSH OTTO INC	Bridgeport	36				36		
FULTON ROBERT COMPANY	Newtown	897						
GAERTNER W W RESEARCH INC	Stamford	220	150		897			
GARTNER GROUP INC	Stamford	50		70				
GENERAL DATACOMM INDUSTRIES	Danbury	31		50				
GENERAL ELECTRIC COMPANY	Danbury	46		31				
GENERAL ELECTRIC COMPANY	Fairfield	176			176	46		
GEORGIA-PACIFIC CORPORATION	Darien	752				752		
GTE SERVICE CORPORATION	Stamford	9,905						9,905
HEWLETT-PACKARD COMPANY	Bridgeport	42			42			
HOFFMAN ENGINEERING CORP	Stamford	105	75					
HOMEQUITY INC	Stamford	4,387	4,387					
HOME FURNITURE CORPORATION	Trumbull	131	37					
INCOM INTERNATIONAL INC	Fairfield	841	144	504		193		

PRIME CONTRACT AWARDS BY STATE, COUNTY, CONTRACTOR, AND PLACE
 FISCAL YEAR 1988 (OCT - SEP)
 Conn

COUNTY NAME/ CONTRACTOR NAME	LOCATION NAME	DOD TOTAL	ARMY	NAVY	AIR FORCE	DLA	OCE	ODA
Fairfield								
PHILIPS MEDICAL SYSTEMS N AMER	Shelton	174	45		81	48		
PITNEY BOWES	Bridgeport	26	26					
PITNEY BOWES INC	Newtown	418		418				
PITNEY BOWES INC	Newtown	28	28					
PITNEY-BOWES INC	Stamford	174	99		26			
POLYCAST TECHNOLOGY CORP	Newtown	32			32			49
PURDUE FREDERICK COMPANY THE	Stamford	4,293				4,293		
RADALAB INC CONN	Norwalk	28				28		
RADIAL BEARINGS CORPORATION	Stamford	1,474	368			1,106		
RADIO RESEARCH INSTRUMENT CO	Danbury	110	28			82		
RAGU FOODS INC	Danbury	761			761			
RAPID POWER TECHNOLOGIES INC	Greenwich	28						
RAYTHEON COMPANY	Brookfield	91		28				
RICHARDSON-VICKS INC	Stamford	41		91				
ROTAIR INDUSTRIES INC	Wilton	686				41		
S & E ASSOCIATES	Bridgeport	1,855	800	308	607	686		
SANTA FUEL INC	Bethel	146		405	259	140		
SAVIN CORPORATION	Bridgeport	29				29		
SCULLY L J MANUFACTURING CORP	Stamford	112	78	34				
SEALED AIR CORPORATION	Bridgeport	49		49				
SEELYE STIVENS VALUE KNECHT	Danbury	86	86					
SENECA FOODS CORPORATION	Stratford	86						
SHIP ANALYTICS INC	Greenwich	102						
SINGER COMPANY THE	Stamford	239	239					
SINO-TECH PRODUCTS CORPORATION	Stamford	1,359	31		1,359			
SPECTRA TECHNOLOGY INC	Stamford	34			34			
STANLEY-BOSITCH INC	Stamford	306			306			
SUN MICROSYSTEMS INC	Bridgeport	47	47					
T BAR INC	Norwalk	197			197			
T M SYSTEMS INC	Bridgeport	2,370	44		1,625			
T-BAR INCORPORATED	Shelton	41			701			
TEILEY INC	Shelton	61			41			
TEXTRON INC	Bridgeport	2,931			2,931			
TODD COMBUSTION INC	Stamford	168				168		
TRANSITIONS RESEARCH CORP	Danbury	49	49					
TRICOM GROUP LTD INC	Stamford	27	27					
U P D INCORPORATED	Fairfield	31						
UNION CARBIDE CORPORATION	Danbury	2,622			993			
UNITED STATES SURGICAL CORP	Norwalk	676				31-		
UNITED STATES TOBACCO COMPANY	Greenwich	264				1,629		
UNITED TECHNOLOGIES CORP	Bridgeport	676				676		
UNITED TECHNOLOGIES CORP	Shelton	4,085	56		320-			
UNITED TECHNOLOGIES CORP	Stamford	573,036	573,036	698,574	4,085-			
UNIVERSITY OF PENNSYLVANIA	New Canaan	49			50,246			
VECTRON LABORATORIES INC	Norwalk	115						
VITRO CORPORATION	Danbury	247			247			

PRIME CONTRACT AWARDS BY STATE, COUNTY, CONTRACTOR, AND PLACE
FISCAL YEAR 1988 (OCT - SEP)
Conn

COUNTY NAME/ CONTRACTOR NAME	LOCATION NAME	DOD TOTAL	ARMY	NAVY	AIR FORCE	DLA	OCE	ODA
(DOLLARS IN THOUSANDS)								
Fairfield								
VOLTARC TUBES INC	Fairfield	46				46		
WELCH FOODS INC	Greenwich	79				79		
WENDON COMPANY INC	Fairfield	49		49				
WENDON COMPANY INC	Stamford	376		334		42		
XEROX CORPORATION	Stamford	45		45				
TOTAL - Fairfield		1,993.887	1,062,189	762,943	127,574	31,043		10,138
Hartford								
A K O INC	Enfield	38		38				
ABC TOOL INC	New Britain	45				45		
ABRASIVE-TOOL CORP	Plantsville	27		27				
ACCESSORY CONTROLS & EQP CORP	Windsor	1,414			1,414			
ACCURATE THREADED PRODUCTS CO	Newington	1,400			1,400			
ADCO MFG INC	South Windsor	94				94		
ADVANCED FUEL RESEARCH INC	East Hartford	260	193		67			
AERO GEAR INC	Windsor	161			108	53		
AIRFLO INSTRUMENT COMPANY THE	Glastonbury	165	79		67	19		
AIRPORT LIGHTING CO OF CONN	Simsbury	83			83			
AIW-ALTON IRON WORKS INC	Hartford	63		63				
AIW-ALTON IRON WORKS INC	Windsor	848	116		592	248		
AIW-ALTON IRON WORKS INC	Windsor Locks	41		41				
ALLIED INSTRUMENT & TOOL CO	Manchester	32		32				
ALLOYTEK INC	Windsor	501			501			
ALMAC PLASTICS INC	Kensington	36				36		
AMCA INTERNATIONAL CORPORATION	Newington	5,239	4,077	158	906	98		
AMERICAN RES CORP VIRGINIA	Farmington	159		159				
AMERICAN TOOL & MACHINE CORP	West Hartford	226			154	72		
AMERICAN TOOL & MACHINE CORP	Windsor	71	41		30			
ANDERSEN GROUP INC	Bloomfield	617	617					
ANDERSEN LABORATORIES INC	Bloomfield	165		165				
ASTRONICS CORP EL PROD CO	Windsor Locks	197		197				
ATHENS GENERAL CONTRACTORS	Southington	63		63				
ATHENS INDUSTRIES INC	Southington	53		53				
ATLAS MACHINE TOOL INC	New Britain	29		29				
B & F INCORPORATED	New Britain	929		929				
B H S INDUSTRIES INC	Manchester	84			54	30		
B N L INDUSTRIES INC	East Windsor	328		280		48		
B N L INDUSTRIES INC	Windsor	255		132		123		
BARLOW METAL STAMPING CO INC	Bristol	207	34		51			
BARNES GROUP INC	Bristol	32		32				
BARNES GROUP INC	East Windsor	126			126			
BARNES GROUP INC	Windsor	1,053	495	787	203	355		
BARRIDON CORPORATION	Hartford	1,973	48		186			
BATTELLE MEMORIAL INSTITUTE	Simsbury	48			75			
BAUER AEROSPACE INC	Farmington	597			285			
BEACON GROUP INC	Bloomfield	285						
BEACON INDUSTRIES INC	Bloomfield	1,937						

PRIME CONTRACT AWARDS BY STATE, COUNTY, CONTRACTOR, AND PLACE
FISCAL YEAR 1988 (OCT - SEP)
Conn

		(DOLLARS IN THOUSANDS)						
COUNTY NAME/ CONTRACTOR NAME	LOCATION NAME	DOD TOTAL	ARMY	NAVY	AIR FORCE	DLA	OCE	ODA
Hartford								
BEACON WINCH COMPANY	Bloomfield	616-	747-		131	28		
BECKER JOHN A CO INC	West Hartford	28						
BIRKEN MANUFACTURING CO THE	Bloomfield	27						
BLAND COMPANY THE	Bloomfield	2,067		27	1,667	271		
C B S MANUFACTURING CO THE	West Hartford	97		129	97			
CABLECO INC	Windsor	47			47			
CAPEWELL MFG CO	Rocky Hill	426	100	195		131		
CARRINGTON COMPANY THE	Hartford	41			41			
CAVAL TOOL & MACHINE COMPANY	Southington	35			35			
CAVAL TOOL & MACHINE COMPANY	Bloomfield	695			695			
CLS LASER SYSTEMS INC	Newington	557	66		491			
COLT INDUSTRIES INC	South Windsor	50	50					
COLT INDUSTRIES INC	Windsor	200	200					
COMBUSTION ENGINEERING INC	Hartford	6,096	4,820	1,122		154		
COMET MANUFACTURING CO INC	West Hartford	10,308	3,018	366	6,427	495		
CONN VALLEY MACHINE INC	Windsor	376	30	310	108	36		
CONNECTICUT SPRING & STAMPING	New Britain	108	857					
CONNECTICUT STATE OF	South Windsor	857			29			
CONNECTICUT TOOL & MFG CO INC	Farmington	29	60					
CONSTRUCTIVE WORKSHOPS INC	Farmington	60						
CRYSTALAB INC	New Britain	72						
DAIGGER A & CO	New Britain	412						
DATA LABORATORIES LTD	New Britain	47	47					
DATUM MACHINING SERVICES INC	Windsor	573			73			
DATUM MACHINING SERVICES INC	Hartford	50						
DEAN MACHINE PRODUCTS INC	Hartford	35						
DELL MANUFACTURING CO INC	Bristol	47						
DELTA INDUSTRIES	South Windsor	47						
DEMUSZ MANUFACTURING CO INC	Windsor	1,722	47		1,132	545		
DIESEL INJCTN SVC INC	Windsor	229	45		152	77		
DIESEL INJCTN SVC INC	Manchester	402			402			
DUNHAM-BUSH INC	Farmington	214			116	98		
DYNAMIC CONTROLS CORPORATION	East Granby	27-			27-			
DYNAMIC CONTROLS CORPORATION	East Hartford	47			47			
DYNAMIC METAL PRODUCTS CO	Hartford	45						
EAST GRANBY MACHINE COMPANY	Windsor	346	417			45		
EDRO CORPORATION THE	West Hartford	417				346		
ELECTRO FLEX HEAT INCORPORATED	South Windsor	19,650	1,099		18,551			
ELECTRO-METHODS INC	Windsor	493		493				
ELECTRO-METHODS INC	Windsor	1,316		493	809			
ELECTRO-METHODS INC	Manchester	56						
ENFLO CORPORATION	East Granby	747						
	Berlin	261						
	East Berlin	41						46
	Bloomfield	41						
	Hartford	101						
	South Windsor	13,729	1,946		11,371			
	Windsor	50		729				
	Bristol							50

PRIME CONTRACT AWARDS BY STATE, COUNTY, CONTRACTOR, AND PLACE
 FISCAL YEAR 1988 (OCT - SEP)
 Conn

COUNTY NAME/ CONTRACTOR NAME		LOCATION NAME	DOD TOTAL	ARMY	NAVY	AIR FORCE	DLA	OCE	ODA
(DOLLARS IN THOUSANDS)									
Hartford	ENSIGN-BICKFORD COMPANY THE	Simsbury	5,627	4,776	851	41	32		
	ENSIGN-BICKFORD INDUSTRIES	Simsbury	41						
	F K S INC	East Berlin	32						
	FLANAGAN BROTHERS INC	Glastonbury	1,104			1,104			
	FLUIDLINE INCORPORATED	New Britain	66			66			
	FRANKLIN PUMPING SVC, INC	West Hartford	30	30					
	FREDERICKS J F TOOL CO INC	Farmington	691			654	37		
	G GENERAL ELECTRO COMPONENTS	Glastonbury	44	44		150			
	GAS TURBINE CORP	East Granby	150		28		74		
	GENERAL DIGITAL CORPORATION	Manchester	65	37			73		
	GENERAL ELECTRIC COMPANY	Plainville	74				46		
	GENERAL ELECTRIC CORPORATION	Bristol	73				30		
	GERBER SCIENTIFIC INC	South Windsor	277		31				
	GRAYBAR ELECTRIC COMPANY INC	Windsor	30						200
	GREINER INC	East Granby	200			1,060			
	GUNVER MANUFACTURING COMPANY	Manchester	1,060			218			
	HARTFORD STEAM BRLR INSPTN	Hartford	218						
	HARTFORD TOOL & DIE CO INC	Bloomfield	134-		134-				
	HAVAC CONTROLS SYSTEMS, INC	West Hartford	34	70			34		
	HI SPEED MACHINE PRODUCTS CORP	Kensington	34						
	HI-G COMPANY INC	Hartford	92		92	39			
	HORST ENGINEERING & MFG CO	East Hartford	39						
	HOWMET TURBINE COMPONENTS CORP	Farmington	2,485	631	920	1,854			
	HOWMET TURBINE COMPONENTS CORP	Windsor	920						
	HUGHES-PETERS INC	Hartford	162				162		
	HULL & ASSOCIATES INC	Bloomfield	48	48			145		
	IMO DELAVAL	Plainville	312		167				
	INTERNATIONAL FUEL CELLS CORP	South Windsor	381		381				
	JAY INSTRUMENT & SPECIALTY CO	Plainville	27				27		
	JOBIN MACHINE COMPANY INC	West Hartford	114				114		
	JOHNSON CARLYLE MCH CO THE	Manchester	134	134					
	JOHNSON GAGE COMPANY THE	Bloomfield	1,075		855	220			
	KAHN & COMPANY INC	Wethersfield	223		223				
	KAHN INDUSTRIES INC	Wethersfield	500	302	138	60	32		
	KALART VICTOR CORPORATION	Plainville	138	76		30	785		
	KAMAN AEROSPACE CORPORATION	Bloomfield	70,779	6,214	63,780				
	KAMAN CORPORATION	Bloomfield	19,931						
	KAMATICS CORPORATION	Bloomfield	5,533	4,841	172	19,931	228		
	KANSAS CITY ELECTRICAL SUP CO	West Hartford	49			292	49		
	KELL-STROM TOOL CO INC	Wethersfield	34-	34-					
	KIP INC	Farmington	98	98					
	KOMPAN, INC	Windsor Locks	50	50					
	KORAL TOOL & DIE INDUSTRIES	East Windsor	157			157			
	LEWIS MACHINE CO THE	East Hartford	1,733		1,290	286			
	LEWIS MACHINE CO THE	Hartford	40			40			
	LEWIS/BOYLE INC	Berlin	104		104				
	LITTON SYSTEMS INC	South Windsor	200						

PRIME CONTRACT AWARDS BY STATE, COUNTY, CONTRACTOR, AND PLACE
 FISCAL YEAR 1988 (OCT - SEP)
 Conn

COUNTY NAME/ CONTRACTOR NAME	LOCATION NAME	DOD TOTAL	ARMY	NAVY	AIR FORCE	DLA	OCE	ODA
Hartford	LITTON SYSTEMS INC	476	476					
	M & M WELDING INCORPORATED	38			38			
	MAGNI-BAL CORPORATION	48			48			
	MALLORY INDUSTRIES INC	96			96			
	MARK MANUFACTURING CO INC	55			55			
	MEADOWLANDS HY-PRO INDUSTRIES	153				153		
	MICROTIME INC	33	33					
	MORLAND VALVE COMPANY INC	3,657		3,423		234		
	MURDOCK ENTERPRISES INC	51				51		
	N D T TECHNOLOGIES INC	50		50				
	N E I W INC	151		88		63		
	NATIONAL AUTOMATIC PRODUCTS	28			28			
	NORTH AMERICAN INTERCONNECT	142		142				
	NORTH BRIDGE INC	72			72			
	OKAY INDUSTRIES INC	74	74					
	OLYMPUS CORP	95	95					
	ONE STOP INDUSTRIES INC	337	214		19-	142		
	P Q CONTROLS	29			29			
	PANELOC CORPORATION THE	29				29		
	PATTEN E A CO	963			963			
	PEGO CORPORATION	73			73			
	PIONEER PARACHUTE COMPANY INC	246		134	112			
	PIONEER RECOVERY SYSTEMS INC	1,254	139	132	983		87	
	PLAINVILLE ELEC PDTS CO THE	87						
	PLAINVILLE MFG CO INC	119		119				
	POINT MACHINE CO	119			119			
	PRECISION GAGE CO INC	138	138					
	PRECISION SPEED MFG CO	243			243			
	PRODUCTS DESIGN & MFG CORP THE	30			30			
	PROGRESSIVE MACHINE PRODUCTS	585	585					
	PURDY CORPORATION	19,834	6,304	7,338	6,024	168		
	QUAMCO INC	31		31				
	QUAMCO INC	321		321				
	QUAMCO INC	121				121		
	QUEST COMPANY	548	548					
	QUINN ASSOC INC-ARCHITECTS	891		891				
	R & C NEWBURY	129	129					
	RAFTERY THOMAS INC	26			26			
	RAFTERY THOMAS W INC	27	27					
	RAFTERY THOMAS W INC	206			206			
	REFLEXITE CORPORATION	278				278		
	RELIABLE MFG CO INC	82			82			
	REM SALES INCORPORATED	355			355			
	RENO MACHIN CO THE	45			45			
	REVERE ELECTRIC SUPPLY CO	455			455			
	REVERE ELECTRIC SUPPLY CO	40		40				
	ROGERS, B W COMPANY INC	27				27		

PRIME CONTRACT AWARDS BY STATE, COUNTY, CONTRACTOR, AND PLACE
 FISCAL YEAR 1988 (OCT - SEP)
 Conn

COUNTY NAME/ CONTRACTOR NAME	LOCATION NAME	DOD TOTAL	ARMY	NAVY	AIR FORCE	(DOLLARS IN THOUSANDS)			
						DLA	OCE	ODA	
Hartford	ROLLINS TRANSMISSION CO INC	895	895						
	SCAN MEDICAL CORPORATION	48		48					
	SCIENTIFIC RESEARCH ASSOC	2,161	714	623	766				58
	SEPARATION DYNAMICS INC	36		36					
	SEQUA CORPORATION	32			32				
	SLOCUMB J T COMPANY	17,812		13,622	4,097	93			
	SLOCUMB J T COMPANY	3,916			3,916				
	SOUTH EAST PAVING INC	49	49						
	SOUTHERN NENG TELE CO THE	74							
	SOVERIGN ELECTRIC COMPANY	2,284			2,284				
	SPENCER TURBINE COMPANY THE	43	43						
	SPRINGBORN GROUP INC	180	180						
	STERLING MACHINE CO INC	166		166					
	STERLING SUPPLY CORPORATION	64				64			
	STOWE MACHINE CO INC	1,796			1,796				
	SUPERIOR ELECTRIC CO THE	1,550		1,409	141	29			
	TARA METALS INC	29							
	TARGA SYS CORP	84		84					
	TECH MACHINE INC	28			28				
	TELEMECHANIC	38		38					
	TEXTRON INC	1,097				1,097			
	TEXTRON INC	186				186			
	THOMAS PRODUCTS LTD	27		27					
	TIMES MICROWAVE SYSTEMS INC	99		99					
	TORRINGTON COMPANY THE	698	517		123	58			
	TORRINGTON COMPANY THE	439	32		142	202			
	TRIDEX CORP	87		63		87			
	TROY T A & D A CO INC	122				122			
	TUBE BENDS INCORPORATED	237		48		67			
	TURBINE CONTROLS INC	33			33				
	TURBINE ENGINE SERVICES CORP	158			158				
	TURBINE ENGINE SERVICES CORP	28			28				
	TURBINE METAL PRODUCTS CORP	1,587			1,587				
	UNITED TECHNOLOGIES CORP	31,931	598	31,297	87	51-			
	UNITED TECHNOLOGIES CORP	730,574	140	237,735	492,595	104			
	UNITED TECHNOLOGIES CORP	75							
	UNITED TECHNOLOGIES CORP	7,956			7,459	432			
	UNITED TECHNOLOGIES CORP	23,633			23,633				
	UNITED TECHNOLOGIES CORP	4,751			4,751				
	UNITED TECHNOLOGIES CORP	177							
	UNITED TECHNOLOGIES CORP	59,616	62	17,498	30,503	44			
	UNITED TOOL & DIE COMPANY THE	61	9,059			2,556			
	UNIVERSITY OF CONNECTICUT	112							
	US MACHINE TOOL COMPANY	125							
	VALCO MANUFACTURING & ENGRG	28							
	VEEDER INDUSTRIES INC	270	100						
	VEEDER ROOT CO	47			27				47

PRIME CONTRACT AWARDS BY STATE, COUNTY, CONTRACTOR, AND PLACE
 FISCAL YEAR 1988 (OCT - SEP)
 Conn

COUNTY NAME/ CONTRACTOR NAME	LOCATION NAME	DOD TOTAL	ARMY	NAVY	AIR FORCE	DLA	OCE	ODA
Hartford								
VIKING FENCE COMPANY INC	East Granby	37	37					
WINDSOR AIRMOTIVE	East Granby	68			68			
WINDSOR AIRMOTIVE	Windsor	47-			47-			
WINSLOW AUTOMATICS INC	New Britain	36				36		
YOUNG INVESTMENTS INC	Collinsville	27	27					
ZENITH ELECTRONICS CORPORATION	West Hartford	76	76					
ZT PRECISION INC	New Britain	77			77			
TOTAL - Hartford		1,124,007	56,470	393,298	660,224	13,618		397
Litchfield								
A G C INC	Amenia Union	95			95			
ADVANCED TECH MATERIALS INC	New Milford	501	67	434				
AEROSPACE TECHNOLOGIES	New Milford	80			80			
ATM CORP	New Milford	80	80					
BECTON DICKINSON & COMPANY	Canaan	536				536		
BOMAG INC	Terryville	29				29		
DUNN ENGINEERING CO INC	Plymouth	37					37	
E R A TRANSPAC CORP	Winsted	103				103		
FAG BEARINGS CORPORATION	Torrington	29				29		
FL AEROSPACE CORP	Plymouth	597	64	71	430			
HOWMET TURBINE COMPONENTS CORP	Winsted	5,048			5,048			
LITTON INDUSTRIES INC	Watertown	647	647					
M P B CORPORATION	Torrington	73	73					
MARINE GALLEYS LIMITED INC	New Hartford	34				34		
MCGRAW JAMES INC	Winsted	32		32				
NOVA SYSTEMS INC	Torrington	194		194				
PERKIN ELMER CORPORATION	Norfolk	218	218					
PTC AEROSPACE	Bantam	145			145			
RMS - FARELL CORPORATION	New Milford	32	32					
ROGG MFG CORP THE	New Milford	40			40			
SCAN DETRONICS LABS, INC	New Milford	50	50					
SOUTHPORT INDUSTRIES INC	Winsted	28				28		
TALLEY INDUSTRIES INC	Thomaston	60			60			
TECH SYSTEMS CORP	Thomaston	1,909		1,640	190			
TEXTRON INC	Torrington	88				79	88	
THE TORRINGTON CO	Torrington	99	99					
TORRINGTON COMPANY THE	Torrington	778	778	597	903	1,197		
TREADWELL CORPORATION	Reynolds Bridge	3,475		90				
TREADWELL CORPORATION	Thomaston	3,129		2,961		168		
TRUS JOIST CORPORATION	Woodbury	33		33				
WEBSTER EXCAVATING CO INC	Thomaston	53					53	
TOTAL - Litchfield		17,564	2,108	6,052	6,991	2,323		90
Middlesex								
AIREX RUBBER PRODUCTS CORP	Portland	27						
ALPHA INDUSTRIES INC	Killingworth	118						
BONDED TECHNOLOGY INC	Cromwell	2,886						2,512

PRIME CONTRACT AWARDS BY STATE, COUNTY, CONTRACTOR, AND PLACE
 FISCAL YEAR 1988 (OCT - SEP)
 Conn

COUNTY NAME/ CONTRACTOR NAME	LOCATION NAME	DOD TOTAL	ARMY	NAVY	AIR FORCE	DLA	OCE	ODA
Middlesex								
BOURDON FORGE CO INC	Middletown	68						
BREWSTER CORPORATION	Old Saybrook	124			124			
BREWSTER CORPORATION	Old Saybrook Center	27			27			
BROWNELL & COMPANY INC	Moodus	1,904	1,904					
C & M TECHNOLOGY INC	Old Saybrook	63	63	483				
C M INDUSTRIES INC	Old Saybrook	1,153		1,090				
CHESEBROUGH-PONDS INC	Clinton	30		950				
CONNECTICUT VALLEY INDUSTRIES	Essex	983		58		33		
DOANE L C COMPANY THE INC	Essex	762		38-		704		
GENERAL DYNAMICS CORPORATION	Clinton	38-		48				
HAMILTON SORTER CO INC	Old Saybrook	426		30				
LEE COMPANY THE	Westbrook	422				396		
MOELLER INSTRUMENT CO INC	Ivoryton	27				422		
NUTRASWEET CONSUMER PRODUCTS	Chester	192				27		
OCEAN SURVEYS INC	Old Saybrook	1,251	1,251					192
PYE & HOGAN MACHINE INC	Old Saybrook	183				692		
RAPIDPRINT INC	Middletown	22,888	3,181	14,213	5,494	183		
RAYMOND ENGINEERING INC	Middletown	558	558					
ROBBINSVILLE CONTRACTING CO	Middletown	2,110			1,374	736		
SAFEMAY PRODUCTS INC	Middletown	169		169				
SEAWORTHY SYSTEMS INC	Essex	36		36				
SHULTON INC	Chester	1,827	1,827					
SIFCO CUSTOM MACHINING CO	Ivoryton	3,207	3,207					
STEEL IMPROVEMENT & FORGE CO	Ivoryton	7,199	6,832		367			
TUKBO PRODUCTS INTERNATIONAL	Ivoryton	174				174		
WHELEN ENGINEERING CO INC	Chester	164			164			
ZYGO CORPORATION	Middlefield	164			164			
TOTAL - Middlesex		50,100	18,891	17,588	10,062	3,367		192
New Haven								
A G C INC	Meriden	454	62	88	44	260		
ACRO TECHNOLOGY INC	Meriden	131			131			
ADVANCE DEVELOPMENT & MFG	Guilford	170		170				
ADVANCED COMPOSITE PRODUCTS	North Branford	1,242	372	79	791			
ADVANCED MEDICAL SYSTEMS INC	Hamden	57	57					
AIR LOCK INCORPORATED	Milford	37			37			
AIRBORNE APPAREL INC	New Haven	2	30	28-				
AIRPAX CORPORATION	Cheshire	888	28	99				
ALASKAN COPPER COMPANIES INC	Waterbury	62				761		
ALCATEL NA INC	New Haven	226				62		
ALCATEL NA INC	New Haven	1,339	69			226		
ALEXANDER EARLE M LTD	North Haven	29		29		1,179		
ALINABAL HOLDINGS CORPORATION	Wallingford	54			54			
ALINABAL INC	Milford	80						
ALINABAL INC	Milford	56						
ALLEN PRODUCTS CO THE	Milford	56						
ALLIED SIGNAL INC	Cheshire	1,902	287		1,615			
ALPERT HERMAN & COMPANY INC	New Haven	67						67

PRIME CONTRACT AWARDS BY STATE, COUNTY, CONTRACTOR, AND PLACE
 FISCAL YEAR 1988 (OCT - SEP)
 Conn

COUNTY NAME/ CONTRACTOR NAME	LOCATION NAME	DOD TOTAL	ARMY	NAVY	ATR FORCE	DLA	OCE	ODA
New Haven								
FLIGHT SUPPORT INC	North Haven	845		845		57		
FMR GRINDING WHEEL CORP	West Haven	57						
FORSTER ENTERPRISES INC	Waterbury	110	110					
GAS EQUIPMENT ENGINEERING CORP	Milford	7,140		7,042	98	27		
GENERAL RESISTANCE INC	North Branford	27						
HARCO LABORATORIES INC	Branford	2,369		1,150	959	260		
HARCO LABORATORIES INC	New Haven	137		69		68		
HAYDON SWITCH & INSTR INC DEL	Waterbury	94	67			27		
HEWLETT-PACKARD COMPANY	Wallingford	131		131				
HOLLAND J HENRY CORPORATION	North Haven	55						
I S R SOURCES	Branford	60	60			55		
INDUSTRIAL/UTILITY SALES INC	Wallingford	31			31			
INFODEX INCORPORATED	Wolcott	86		86				
INFRARED ASSOCIATES INC	Milford	175	175					
INFRARED SYSTEMS INC	Milford	58			58			
INTERMAGNETICS GENERAL CORP	Waterbury	33			33			
JO-VAL MACHINE CO INC	Wallingford	44	44					
KEEGAN MACHINE & FABG CO	Milford	324			324			
KEEGANS FABRICATING	Milford	324						
KRAFT INC	Milford	483				483		
LEWIS CORPORATION	West Haven	363				363		
LFE CORPORATION	Oxford	117			117			
LING DYNAMIC SYSTEMS INC	Hamden	3,723	323	1,918	1,290	192		
LIQUID AIR CORPORATION	Wallingford	57	51		1,75			
LOCAL TOWING CORP	North Haven	671		57			671	235
LOCAL TOWING CORP	Milford	235						
LTV AEROSPACE & DEFENSE CO	New Haven	54		54				
MADISON COMPANY OF CONN INC	West Haven	88	42			46		
MARANGOS CONSTRUCTION CORP	Branford	310	310					
MICROGENESYS INC	New Haven	473	473					
MICROTECH INC	West Haven	514	88		218	70-		
MILES LABORATORIES, INC.	West Haven	1,268		278		1,268		
MILFORD COMPANY INC	Waterbury	100		100				
MITE CORPORATION	New Haven	290		129	94	67		
MOLDED FIBER GLASS COMPANIES	Meriden	84				84		
MOSSBERG O F & SONS INC	North Haven	659	659					
MULTIFLOW COMPUTER INC	Branford	298		298				
NAUGATUCK SAND AND STONE	Naugatuck	61						
NEW HORIZON MANUFACTURING INC	Milford	58			58			
NEWCON WIRE & CABLE CORP	New Haven	85-						
NIEMELA CONSTRUCTION CO	Milford	67	67			85-		
NOVAMETRIX MEDICAL SYSTEMS	Wallingford	36	54		36			
NUTMEG TECHNOLOGIES INC	New Haven	251						
OHRS FUEL INC	Wallingford	356						
OMEGA P INC	New Haven	27		356				
ONDOR INC	New Haven	27		27				
ORIEL CORPORATION	Milford	33	33					

PRIME CONTRACT AWARDS BY STATE, COUNTY, CONTRACTOR, AND PLACE
 FISCAL YEAR 1988 (OCT - SEP)
 Conn

COUNTY NAME/ CONTRACTOR NAME	LOCATION NAME	DOD TOTAL	(DOLLAR IN THOUSANDS)							
			ARMY	NAVY	AIR FORCE	DLA	OCE	ODA		
New Haven					154					
PIERCE JOHN B FOUNDATION LAB	New Haven	154								
PLASMED INC	Wallingford	197							197	
PLATT BROTHERS & COMPANY THE	Waterbury	197							197	
PRECISION COMBUSTION INC	New Haven	50	50							
PRECISION PRODUCTS INC	Wallingford	548	548							
PRECISION SENSORS INC	Milford	282	282							
PROCESS EQUIPMENT & SUPPLY CO	Meriden	75							75	
PRODUCTION & TOOL COMPANY INC	New Haven	173		70					103	
RADIO RESEARCH INSTRUMENT CO	Waterbury	538		493						
RAMAR HALL INC	Middlebury	551							551	
REIDVILLE HYDRAULICS	Waterbury	82		82						
REVERE CORPORATION OF AMERICA	Hamden	147							147	
REVERE CORPORATION OF AMERICA	Wallingford	147							147	
RICHARD MANUFACTURING CO INC	Milford	1,636	968	177	165				326	
RICHARDSON-VICKS INC	Oxford	152		152						
ROSTRA ENGINEERED COMPONENTS	Waterbury	53							53	
SAFETY ELEC EOP CORP	Wallingford	33	33							
SALOMONSEN INDUSTRIES INC	Milford	45		45						
SAMARIUS INCORPORATED	Derby	201	68	201						
SCIENTIFIC COMPUTING ASSOC	New Haven	133	49		84					
SELECTIONS LTD	Waterbury	36		36						
SHUR FLO OIL INC	Meriden	561							561	
SILENT HOIST CRANE CO INC DEL	Milford	614	146						113	
SPACE ELECTRONICS INC	Meriden	216								
SPACE-CRAFT MFG INC	Milford	352			352					
SPECIALTY CABLE CORPORATION	Wallingford	60							29	
SPECTRUM ASSOCIATES INC	Milford	864	145	31	413				29	
SPECTRUM PRESSURESTAT CO INC	Milford	1,055		277					29	
STEVENS MANUFACTURING CO INC	Milford	68		49					1,006	
STONEHART ASSOCIATES, INC	Madison	50	50							
SUN MEDICAL INC	Wallingford	26			26					
T F I CORPORATION	New Haven	719		719						
T F I CORPORATION	West Haven	861		861						
TIMES FIBER COMMUNICATIONS	Wallingford	1,346	38		121				205	
TIMES JOURNAL CO INC	Wallingford	40								
TIMES MICROWAVE SYSTEMS INC	Wallingford	509	289	36	39				145	
TIMEX DEFENSE PRODUCTS INC	Waterbury	143	143							
TURBINE COMPONENTS CORP	Branford	1,899		1,522	377					
TURBOMOTIVE INC	Hamden	59		59						
UMC ELECTRONICS CO DEL	New Haven	50		50						
UMC ELECTRONICS CO DEL	North Haven	18,759	4,409	1,547	12,803					
UNHOLTZ-DICKIE CORPORATION	Wallingford	1,222	244	922	56					
UNIMAX CORPORATION (DEL)	Wallingford	81		30	51					
UNITED AVIONICS INC	Beacon Falls	277	277							
UNITED STATES SURGICAL CORP	North Haven	38							38	
W & G MACHINE CO INC	Hamden	994	543	193	139				119	
WALLINGFORD INDUSTRIES INC	Branford	278	278							

PRIME CONTRACT AWARDS BY STATE, COUNTY, CONTRACTOR, AND PLACE
FISCAL YEAR 1988 (OCT - SEP)
Conn

COUNTY NAME/ CONTRACTOR NAME	LOCATION NAME	DOD TOTAL	ARMY	NAVY	AIR FORCE	DLA	OCE	ODA
(DOLLARS IN THOUSANDS)								
New Haven	Waterbury	66	66					
WATERBURY COMPANIES INC DEL	Orange	243	38		128	77		
WESTPORT DEV & MFG CO INC	New Haven	53				53		
WHEELER BROS INC	New Haven	174-		174-				
WIDDER CORP	Naugatuck	99			99			
WOLF CARL ENTERPRISES INC	Branford	7,616	1,587	5,558	387			84
YALE UNIVERSITY	New Haven	52,782	24,072-	35,263	27,158	13,182	1,167	84
TOTAL - New Haven								
New London	Groton	25						
A R A ENGINEERING ASSOCIATES	New London	41						
AEROLAB	New London	37						
ALL STAR MAINTENANCE INC	New London	59						
ALPHA Q INC	Colchester	2,348	2,348					
AMERADA HESS CORPORATION	New London	974				414		
ANALYSIS & TECHNOLOGY INC	New London	15,121		974				
ANALYSIS & TECHNOLOGY INC	New London	2,753		15,121				
ANALYSIS & TECHNOLOGY INC	North Stonington	29,328		2,753				
ANALYSIS & TECHNOLOGY INC	Stonington	1,258		29,328				
APPLIED MATHEMATICS INC	Gales Ferry	49		1,258				
APPLIED MEASUREMENT SYSTEMS	New London	65						
ARGOSYSTEMS INC	Waterford	351						
ARTHUR INDUSTRIES INC	New London	291						
ARWOOD CORPORATION	New London	330						
ATLANTIC APPLIED RESEARCH	Groton	138			138			
ATLANTIC ENVIRONMENTAL SVCS I	New London	50						
ATLANTIC SCIENCE & TECHNOLOGY	Groton	39						
BARNHART-JOHNSON-FRANCIS WILD	New London	118						
BARRY ASSOCIATES INC	New London	97						
BARTOL REFRIGERATION INC	Groton	980						
BEEBEE SCHOOL TRANSPORTATION	New London	30						
BEST WESTERN OLYMPIC INN	Pawcatuck	34						
BISHOP ENTERPRISES INC	Groton	207						
BLAKESLEE ARPAIA CHAPMAN	Waterford	255						
BLESSO FIRE SYSTEMS INC	Groton	300						
BOLT BERANEK & NEWMAN INC	New London	65						
BONNER ELECTRIC INC	New London	107						
BROM BUILDERS INC	New London	204						
BTU ASSOCIATES INC	New London	169						
C & M TECHNOLOGY INC	New London	32						
C F S AIRCARGO INC	New London	300						
C W C ASSOCIATES INC	New London	131						
CAM AIR CONDITIONING & HTG CO	Groton	52						
CAM AIR CONDITIONING & HTG CO	Groton	393						
CAPSTAN ELECTRIC INC	New London	155						
	Groton	47						

COUNTY NAME / CONTRACTOR NAME		LOCATION NAME	DOD TOTAL	ARMY	NAVY	AIR FORCE	DLA	OCE	ODA
(DOLLARS IN THOUSANDS)									
New London	CARLIN CONTRACTORS CO INC	Groton	69						
	CHILD'S ENGINEERING CORPORATION	New London	70						
	CIVITELLO R A & CO INC	Groton	35						
	CIVITELLO R A & CO INC	New London	35						
	COCA COLA BOTTLING CO OF SENE	New London	77						
	COMFORT INNS INCORPORATED	Mystic	283						
	COMMAND MGRG TECHNICAL SV CO	New London	122						
	COMMAND SECURITY CORP	New London	187						
	COMMERCIAL BUILDING SERVICES	New London	137						
	COMPUTATIONAL MECHANICS	New London	50						
	CONDITIONED-AIRE CORP (NI)	Groton	37						
	CONDITIONED-AIRE CORP (NI)	New London	179						
	CONDITIONED-AIRE CORP (NI)	New London	179						
	CONNECTICUT ENGRG & INSTR	New London	152						
	CONTROL FIRE SYSTEMS COMPANY	Groton	170	152					
	GRANDALL FRANK COMPANY	Groton	183						
	CRESCENT COMMUNICATIONS CORP	New London	50			50			
	DATASAT COMPANY INC	Groton	25						
	DEC-TAM CORPORATION	Groton	111						
	DIGITAL EQUIPMENT COR ORATION	New London	58						
	DYNATRON CORPORATION	New London	25						
	E G G WASH ANALYTICAL SVCS CTR	New London	5,525						
	EAST LYME COMPANY (INC)	East Lyme	264						
	EAST LYME DAYS INN	Niantic	57						
	ELDYNE INC	New London	3,714						
	EPOCH ENGINEERING INC	New London	94						
	ETA PRODUCTS COMPANY INC	New London	31						31
	FAMILY SV ASSN STHRN N LDN CTY	Stonington	48						
	FARIA THOMAS G CORPORATION	New London	643						
	FEDERAL DATA CORPORATION	Uncasville	418	82					561
	FEDERAL DATA CORPORATION	Groton	96						
	FINKELDEYS WASTE REMOVAL INC	Groton	1,129						
	FORD AEROSPACE	Groton	49						
	FOSTER CHRISTOPHER J INC	New London	67						
	FRITZ JAMES J DR	Groton	75						
	FUSS & O NEILL INC	Groton	179						
	GEITTMANN-WOODRUFF INC	Groton	42						
	GEM CONSTRUCTION CO	Groton	1,491,138						
	GENERAL DYNAMICS CORPORATION	Groton	6,280						
	GENERAL ELECTRIC COMPANY	Groton	52						
	GENERAL ELECTRIC COMPANY	New London	249						
	GENERAL ELEVATOR CO INC	Groton	45						
	GENERAL ELEVATOR , INC	New London	121						
	GENERAL PHYSICS CORPORATION	New London	75						
	GENERAL SHIP CORPORATION	New London	36						
	GILMAN BROS CO	Gilman	50						
	GIUSTI & RENSHAM CONSTRUCTION	New London	58-						
	GOULD INC	New London	58-						

PRIME CONTRACT AWARDS BY STATE, COUNTY, CONTRACTOR, AND PLACE
 FISCAL YEAR 1988 (OCT - SEP)
 Conn

COUNTY NAME/ CONTRACTOR NAME		LOCATION NAME	DOD TOTAL	ARMY	NAVY	AIR FORCE	DLA	OCE	ODA
(DOLLARS IN THOUSANDS)									
New London	GROTON PIPING CORPORATION	Groton	25						
	HALE NATHAN C ASSOCIATES LTD	Groton	296						
	HAMMITT CORP	Groton	78						
	HEWLETT-PACKARD COMPANY	New London	110						
	HEWLETT-PACKARD COMPANY	New London	251						
	HYDRASEARCH CO. INC	New London	56						
	INSPEC INC	New London	51						
	INTEGRATED DATA SYSTEMS INC	New London	153						
	INTEGRATED SYSTEMS ANALYSTS	New London	823						
	INTERNATIONAL BUS MCHS CORP	Groton	47						
	JANSEN & ROGAN	Groton	41						
	KEYES ASSOCIATES	Groton	40						
	KNOEBEL ENGINEERING INC	Groton	79						
	LESLIE & ELLIOTT CO	Groton	682						
	LESLIE & ELLIOTT CO	Groton	41						
	LIFE CYCLE ENGINEERING INC	New London	35						
	LILL FRANK & SON INC	New London	2,469						
	LITTON SYSTEMS INC	Groton	49						
	MARTIN MARIETTA CORPORATION	New London	172						
	MC LAUGHLIN RESEARCH CORP	New London	2,653						
	MC LAUGHLIN RESEARCH CORP	New London	1,374						
	MC LAUGHLIN RESEARCH CORP	New London	1,446						
	MEDFORD N HOGMON	Waterford	49						
	MELDICK SERVICES INC	New London	638						
	MHMM CORPORATION	Groton	37						
	MILCOM SYSTEMS CORPORATION	New London	45						
	MILCOM SYSTEMS CORPORATION	Groton	115						
	MT SERVICES INC	New London	31						
	MULLEN SECURITY ASSOCIATES	New London	126						
	MYTECH ASSOCIATES INC	Mystic	2,793						
	NASIN J S COMPANY	Groton	2,974						
	NASIN J S COMPANY	New London	9,372						
	NATIONAL ELECTRIC INC	New London	47						
	NEW ENGLAND EQUIPMENT CO INC	Groton	112						
	NEW LONDON RADIOLOGY	Groton	95						
	NORTH AMERICAN MECHANICAL SVCS	New London	1,079						
	NORWICH MOTEL INC	Groton	131						
	OCEAN ANALYTICS LTD	Mystic	70						
	OLYMPIC STUDIOS	New London	100						
	OMNI ANALYSIS INC	Groton	275						
	OMNI ANALYSIS INC	New London	275						
	PEAT MARWICK MAIN & CO	Waterford	140						
	PENSACOLA INNS LTD	New London	1,334						
	PHILIPS MEDICAL SYSTEMS N AMER	Mystic	45						
	PREMIER RESTORATION & SUP CO	Groton	36						
	PURVIS SYSTEMS INCORPORATED	Groton	121						
	PURVIS SYSTEMS INCORPORATED	New London	803						
	QUINN ASSOC INC-ARCHITECTS	Groton	65						
							47		1,045

PRIME CONTRACT AWARDS BY STATE, COUNTY, CONTRACTOR, AND PLACE
 FISCAL YEAR 1988 (OCT - SEP)
 Conn

COUNTY NAME/ CONTRACTOR NAME	LOCATION NAME	DOD TOTAL	ARMY	NAVY	AIR FORCE	DLA	OCE	ODA	(DOLLARS IN THOUSANDS)	
New London	RAYTHEON COMPANY	106		106						
	REMTECH INC	50		50						
	ROBINSON GREEN BERETTA CORP	85		85						
	RYAN COMPANY INC	1,293		1,293						
	S H ASSOCIATES INC	334		334						
	SCIENCE APPLICATIONS INTL CORP	97		97						
	SEAPORT MOTOR INN INC	207		207						
	SERVICE CONTRACTORS INC	694		694						
	SHEARWATER INC	793		793						
	SHIP ANALYTICS INC	6,151		6,151						
	SHIP ANALYTICS INC	40		40						
	SILICON GRAPHICS INC	76		76						
	SOJOURNER INN	57		57						
	SONALYSTS INC	4,001		4,001						
	SOUTHEASTERN ENTERPRISES INC	8,699	99	8,600						
	SOUTHEASTERN ENTERPRISES INC	1,655		1,655						
	SOUTHEASTERN ENTERPRISES INC	144		144						
	SOUTHEASTERN ENTERPRISES INC	643		643						
	SOUTHERN TECHNOLOGIES INC	178		178						
	SPERRY CORPORATION	247		247						
	STARLIGHT MOTOR INN	145		145						
	STATEWIDE RESTORATION CO	93		93						
	STENGOL CORPORATION	251		251						
	STRUCTURED TECHNOLOGY CORP	50		50						
	STRUCTURED TECHNOLOGY CORP	1,691		1,691						
	STRUCTURED TECHNOLOGY CORP	296		296						
	SYSCON CORPORATION	650		650						
	SYSCON CORPORATION	213		213						
	SYSCON CORPORATION	135		135						
	T S C INC	29		29						
	TEKTRONIX INC	1,748		1,748						
	TRACOR APPLIED SCIENCES INC	1,122		1,122						
	TRACOR APPLIED SCIENCES INC	1,538		1,538						
	TRACOR INC	385		385						
	TRAILS CORNER MOTOR INN	162		162						
	TRI-MONT ENGINEERING CO	165		165						
	TRW INC	3,905		3,905						
	UNGERMANN BASS INC	40		40						
	UNIDYNE CORPORATION	973		973						
	UNIDYNE CORPORATION	245		245						
	UNIDYNE CORPORATION	176		176						
	UNISYS CORPORATION	129		129						
	UNISYS CORPORATION	66		66						
	UNITED ENGINEERS & CONSTRS	31		31						
	UNIVERSAL MOTOR LODGES	28		28						
	UNIVERSITY OF NEW HAVEN FOUND	104		104						
	VALLEY VIEW ENTERPRISES INC	104		104						
	VITRO CORPORATION	2,502		2,502						

PRIME CONTRACT AWARDS BY STATE, COUNTY, CONTRACTOR, AND PLACE
 FISCAL YEAR 1988 (OCT - SEP)
 Conn

COUNTY NAME/ CONTRACTOR NAME	LOCATION NAME	DOD TOTAL	(DOLLARS IN THOUSANDS)					DLA	OCE	ODA
			ARMY	NAVY	AIR FORCE					
New London										
VITRO CORPORATION	New London Naval Und	5,641		5,641						
VOLTA ENVIRONMENTAL SERVICES	Groton	65								
WANG LABORATORIES INC	Groton	43								
WATERFORD CONSTRUCTION CO	Groton	30								
WESPAC SERCO	New London NSubb	276								
WHALING CITY DREDGE & DOCK	New London	178								
XEROX CORPORATION	Groton	125								
XEROX CORPORATION	New London	59								
XEROX CORPORATION	Pawcatuck				56					
YARDNEY CORPORATION	New London	2,878								
YORK INTERNATIONAL CORPORATION	New London	57								
TOTAL - New London		1,653,475	2,681	1,647,885	244	1,620				1,045
Tolland										
B N L INDUSTRIES INC	Ellington	51								
COLUMBIA MANUFACTURING INC	Columbia	3,007	513	320	1,926	51				
CONNECTICUT STATE OF	Storrs	135			135	248				
DATUM MACHINING SERVICES INC	Vernon	286	26	143	170	90				
EASTERN BUS LINES INC	Bolton	143								
H & R PARTS CO	Bolton	71	71							
JOHNSON CARLYLE MCH CO THE	Bolton	33	33							
LA POINTE INDUSTRIES INC	Somers	6,320	4,497	1,712	72	39				
LA POINTE INDUSTRIES INC	Vernon	44			44					
LENARD ENGINEERING INC	Storrs	40			40					
P K CORP	Storrs	63			63					
S & S PRECISION MACHINE CORP	Vernon	57	57							
UNIVERSITY OF CONNECTICUT	Storrs	2,386	229							
TOTAL - Tolland		12,636	5,426	4,376	2,406	428				
Windham										
ADVANCED FUEL RESEARCH INC	Eastford	70								
AKZONA INCORPORATED	Windham	166								
B S T SYSTEMS INC	Plainfield	1,069								
B S T SYSTEMS INC	Plainfield Center	1,707								
BRINTEC SYSTEMS CORPORATION	Windham	989								
IMO DELAVAL	Plainfield	193								
KAMAN AEROSPACE CORPORATION	Moosup	583								
LFE CORPORATION	Hampton	40								
LOOS & COMPANY INC	Pomfret	1,585								
MANHATTAN ELECTRIC CABLE CORP	Windham	1,305								
NATIONAL PATENT DEV CORP	East Killingly	28								
OCEAN SURVEYS INC	Plainfield	71								
PERKIN ELMER CORPORATION	North Woodstock	196								
U S TECHNOLOGY CORP	Danielson	467								
VALLEY VIEW ENTERPRISES INC	Moosup	350	350							
WHITCRAFT CORPORATION	Eastford	31								
TOTAL - Windham		6,850	350	2,484	1,106	2,839				71

PRIME CONTRACT AWARDS BY STATE, COUNTY, CONTRACTOR, AND PLACE
 FISCAL YEAR 1988 (OCT - SEP)
 Conn

COUNTY NAME/ CONTRACTOR NAME	LOCATION NAME	DOD TOTAL	(DOLLARS IN THOUSANDS)					
			ARMY	NAVY	AIR FORCE	DLA	OCE	ODA
TOTAL - Conn		4,911,301	1,124,043	2,869,889	835,765	68,420	1,520	11,664

PRIME CONTRACT AWARDS BY STATE, COUNTY, CONTRACTOR, AND PLACE
 FISCAL YEAR 1988 (OCT - SEP)
 Delaware

COUNTY NAME/ CONTRACTOR NAME	LOCATION NAME	DOD TOTAL	ARMY	NAVY	AIR FORCE	DLA	OCE	ODA
Kent								
A T & T INFORMATION SYSTEMS	Dover	392			392			
ADAK COMMUNICATION SYSTEMS	Dover	40			40			
ALL RITE RUBBISH REMOVAL INC	Dover	257			257			
AMOS & BAILEY LTD	Dover	81	81					
ATLANTIC MAINTENANCE CO	Dover	504			504			
BIOSPHERICS INCORPORATED	Dover	110			110			
BRUNO VINCENT J CO INC	Dover	190			190			
C & D CONTRACTORS	Dover	106			106			
CAESAR RODNEY SCH DIST	Camden	2,894			2,894			
CLARK INDUSTRIES INC	Dover	475			475			
CROTHALL AMERICAN INC	Dover	213			213			
DELAWARE STOR & PIPELINE CO	Dover Base Hospital	1,336			1,336			
DELAWARE-EAST WIND INC	Port Mahon	605			605			
DELICCI & MUCHA INC	Clayton	113	113					
DELMARVA PWR & LIGHT COMPANY	Dover	405			405			
DENTSPLY INTERNATIONAL INC	Milford	116			116			
DIAMOND STATE TELEPHONE CO	Dover	40			40			
DIAMOND/MC CUNE INC	Dover	50	50					
DOVER CITY OF	Dover	2,998			2,998			
FARINELLI CONSTRUCTION INC	Dover	174			174			
FLETCHER DWAIN COMPANY	Dover	37			37			
FURLOW ASSOCIATES INC	Dover	78			78			
GAUNTT CONSTRUCTION INC	Dover	80	80					
GENERAL CLOTHING CO INC	Smyrna	1,724			1,724			
GEORGE & LYNCH INC	Dover	752			752			
GLAXY AIRCRAFT SERVICE	Dover	320			320			
HAMPTON BEACH CONSTRUCTION CO	Dover	48			48			
HARDIN-HUBER INC	Dover	97			97			
HART'S FOOD SERVICE, INC	Dover	80			80			
HERCULES INCORPORATED	Dover	28			28			
I L C DATA DEVICE CORP DEL	Frederica	473	74		399			
I L C INDUSTRIES DELAWARE	Dover	168	168					
I L C INDUSTRIES DELAWARE	Frederica	18,310	18,310					
KEMENASH D & ASSOCIATES INC	Dover	6,007	6,007		4,460			
KENT COUNTY OF	Dover	254			254			
KUHNEL COMPANY INC	Dover	142			142			
LITTON SYSTEMS INC	Frederica	46	46					
MASTER MECHANICAL INC	Dover	99			99			
MILFORD STITCHING CO INC	Milford	61			61			
MITTEN CONSTRUCTION CO	Dover	28			28			
MODULAR COATING	Dover	74			74			
NORTHERN TELECOM INC DEL	Dover	1,753			1,753			
O & R MANAGEMENT INC	Dover	46			46			
PCA ENGINEERING INC	Dover	185			185			
PHOENIX TANK MAINTENANCE INC	Dover	83			83			
QUALITY KITCHEN CORPORATION	Wyoming	1,298			1,298			
REFRIGERATION SUPPLY AND EQUIP	Felton	188		64				

PRIME CONTRACT AWARDS BY STATE, COUNTY, CONTRACTOR, AND PLACE
 FISCAL YEAR 1988 (OCT - SEP)
 Delaware

COUNTY NAME/ CONTRACTOR NAME	LOCATION NAME	(DOLLARS IN THOUSANDS)							
		DOD TOTAL	ARMY	NAVY	AIR FORCE	DLA	OCE	ODA	
Kent									
REFRIGERATION SUPPLY CO	Felton	64			64				
ROBERTS CONSTRUCTION COMPANY	Dover	2,231			2,231				
ROGERS REFRIGERATION CO INC	Dover	42			42				
SEA WATCH INTERNATIONAL LTD	Milford	279				279			
ST LOUIS CONVEYOR CO	Dover	130			130				
STANDARD TEXTILE CO INC	Dover Base Hospital	31			31				
STEWART J W INC	Dover	48			48				
TILCON INC	Dover	343			343				
TOP PAINTING INC	Dover	162			162				
TOTAL SYS CONTRACTING	Dover	574			574				
TRI-STATE DESIGN INC	Dover	1,207			1,207				
VEPCO OF SARASOTA INC	Dover	1			1				
WEIHE BLACK JEFFRIES	Dover	151	860		1,011				
WERRES CORPORATION	Dover	497	151		648				
WESLEY COLLEGE INC	Dover	500	500		1,000				
WILKINS N L & SONS	Dover	109			109				
WILLIAMS & MC CRAE INC	Dover	65			65				
WILLIAMS MOBILE OFFICES INC	Dover	78			78				
TOTAL - Kent		54,458	26,440	64	23,682	4,272			
New Castle									
ALL AMERICAN ENGINEERING CO	Newark	3,763			154				
ALLOY SURFACES CO	Newark	101			101				
ALLOY SURFACES CO	Wilmington	410			410				
AMER INDUSTRIAL TECHNOLOGIES	Wilmington	377			377				
AMERICAN DREDGING COMPANY	Delaware River Pier	4,177			4,177				4,177
AMERICAN DREDGING COMPANY	Wilmington	1,500			1,500				1,500
AMETEK INC	Wilmington	26-			26-				
ANTHONY OIL CORP	Wilmington	379	348		727				
ASTROSYSTEMS INC	Newark	1,083	708		1,791				
BATZEL E L CO	Wilmington	1,733			1,733				
BECTON DICKINSON & COMPANY	Wilmington	42			42				733
BLUE M ELECTRIC COMPANY	Wilmington	37			37				
CONTAINER CORPORATION AMERICA	Wilmington	49			49				
CONTAINER CORPORATION AMERICA	Wilmington Manor	44			44				
CROTHALL AMERICAN INC	Newark	997			997				
DEL-TRAY CNSTR SVCS INC DEL	Newark	38			38				38
DELAWARE STATE OF	New Castle	223			223				
DU HADAWAY TOOL & DIE SHOP INC	Newark	551			551				
DU PONT E I DE NMOURS COMPANY	Glasgow	40			40				
DU PONT E I DE NMOURS COMPANY	Wilmington	1,716	40		1,756				38
DUPONT CO	Glasgow	45			45				
E EARLE DOWNING, INC	New Castle	47	47		94				
EASTMAN KODAK COMPANY	New Castle	77	77		154				
GENERAL FOODS CORPORATION	Wilmington	465			465				465
GOLDEY BEACOM COLLEGE	Wilmington	40			40				
GORE W L & ASSOCIATES INC	Newark	371	40		411				

PRIME CONTRACT AWARDS BY STATE, COUNTY, CONTRACTOR, AND PLACE
 FISCAL YEAR 1988 (OCT - SEP)
 Delaware

COUNTY NAME/ CONTRACTOR NAME	LOCATION NAME	DOD TOTAL	ARMY	NAVY	AIR FORCE	DLA	OCE	ODA
New Castle								
GREAT LAKES INTERNATIONAL INC	Wilmington	75					75	
HERCULES INCORPORATED	Wilmington	417	417					
HOCKESSIN MUSHROOM PRODUCTS	Hockessin	120				120		
HOUSEWARMERS INC	Wilmington	214-	214-					
ICI AMERICAS INC	Wilmington	5,731			30	5,701		
IVAS EQUIPMENT	New Castle	30	30					
JULIAN JAMES INC	Wilmington	876			47		876	
LAI PROPERTIES INC	Claymont	47						
LANXIDE CORP	Newark	1,700		1,700				
LSC MARINE INCORPORATED	Wilmington	27,918		27,918				
MATLACK INC	Wilmington	45			45			
MELCO INC	Wilmington	282		282				
MELDICK SERVICES INC	Wilmington	971		971				
MILCOM SYSTEMS CORPORATION	Wilmington	98		98				
N C P ANALYTICAL INSTRUMENTS	Newark	35				35		
NORFOLK DREDGING CO INC	Delaware River Pier	1,729					1,729	
PIONEER SCIENTIFIC INC	Wilmington	41	41					
ROBERTS CONSTRUCTION CO	Wilmington	96	96					
SHARP ELECTRON	New Castle	57	57					
SHELLHORN AND HILL INC	Wilmington	321				321		
SHELLY'S OF DELAWARE INC	Wilmington	164					164	
SKIP'S SPORTS EQUIPMENT INC	New Castle	59	59					
SPACESAVER CORP	New Castle	102	102					
SPEAKMAN COMPANY	Wilmington	317				317		
SUMMIT AVIATION INC	Middletown	3,819	3,819					
SYNERTECH INC	Wilmington	154	154					
TECHNICAL ASSOCIATES INC	Wilmington	1,243			47	109,294		
TEXACO INC	Delaware City	109,294		1,196				
UNISYS CORPORATION	Wilmington	168	168					
UNIVERSITY OF DELAWARE	Newark	2,522	1,099	1,297	126			
VAL TECH INC	Newark	242		242				
VANDEMARK & LYNCH INC	Wilmington	232					232	
W L GORE ASSOCIATES	Newark	53						
WESTGATE MOTOR INN	New Castle	104	104					
TOTAL - New Castle		176,127	7,492	39,419	2,885	116,587	9,524	220
Sussex								
CONTINENTAL SERVICE CO	Laurel	675				675		
DRAPER-KING COLE INC	Milton	1,547				1,547		
ECO EQUIPMENT RENTAL CO	Milton	95				95		
NATCO INC	Greenwood	223		181				42
RICHTER DISTRIBUTING CO INC	Milton	189		181				42
TOTAL - Sussex		2,729		181		2,506		

PRIME CONTRACT AWARDS BY STATE, COUNTY, CONTRACTOR, AND PLACE
FISCAL YEAR 1988 (OCT - SEP)
Delaware

COUNTY NAME/ CONTRACTOR NAME	LOCATION NAME	DOD TOTAL	(DOLLARS IN THOUSANDS)					
			ARMY	NAVY	AIR FORCE	DLA	OCE	ODA
TOTAL - Delaware		233,314	33,932	39,664	26,567	123,365	9,524	262

PRIME CONTRACT AWARDS BY STATE, COUNTY, CONTRACTOR, AND PLACE
 FISCAL YEAR 1988 (OCT - SEP)
 D.C.

COUNTY NAME/ CONTRACTOR NAME	LOCATION NAME	DOD TOTAL	ARMY	NAVY	AIR FORCE	DLA	OCE	ODA
District of Columbi								
4 S CONSTRUCTION INC	Washington	150		150				56
A & B ELECTRIC SYSTEMS CORP	Washington	135		135				1,269
A D P NETWORK SERVICES INC	Washington	56			56			4,090
A D T INC	Washington	56						
A S M ASSOCIATES INC	Washington	1,269						
A T & T INFORMATION SYSTEMS	Washington	5,077	912		75			
A T & T TECHNOLOGIES INC	Washington	39		39				
A THRU Z RESTORATION INC	Washington	63			63			
A F C INC	Washington	97	97					
AA RESTORATION/ROOFING INC	Washington	250		250				
ABLE SERVICE CONTRACTORS INC	Washington	128-		128-				
ACEVES CONSTRUCTION & MAINT CO	Washington	86		86				
ACME ELECTRIC INC	Washington	636			636			
ADM INTERNATIONAL INC	Washington	152						152
ADVANCE COMPUTER TECHNOLOGY	Washington	155						155
ADVANCE INCORPORATED	Washington	1,332		1,332				
ADVANCED SYSTEMS DEVELOPMENT	Washington	2,059						2,059
ADVANCED TECHNOLOGY INC	Washington	33						33
ADVERTISING COUNCIL INC	Washington	241						241
AEPA ARCHITECTS ENGINEERS PC	Washington	68	68					
AIR SURVEY CORP OF VIRGINIA	Washington	145					145	
ALCATEL INFORMATION SYSTEMS	Washington	27						
ALCO STANDARD CORPORATION	Washington	50						
ALGERNON BLAIR INC	Washington	299		299				
ALLIED SIGNAL AEROSPACE CO	Washington	8,070		7,930	67			140
ALLIED SIGNAL INC	Washington	67						
AMADAHL CORP	Washington	469		469				
AMAF INDUSTRIES INC	Washington	150						
AMDAHL CORPORATION	Washington	581						
AMDAHL FEDERAL SERVICE CORP	Washington	772	39	202	93			
AMERICAN ASSOCIATION SIE	Washington	870		772				
AMERICAN COMBUSTION INC	Washington	84	84	870				
AMERICAN COMPUTER RENTAL INC	Washington	84						
AMERICAN COUNCIL ON EDUCATION	Washington	40		40				
AMERICAN HOSPITAL ASSOCIATION	Washington	1,519		1,303				
AMERICAN HYPERFORM CO	Washington	54		54				
AMERICAN INFORMATION SYSTEMS	Washington	70		70				
AMERICAN INST BIOLOGCL SCIENCE	Washington	1,170	1,170					
AMERICAN INST RSRCH BEHAV SCI	Washington	148		49				
AMERICAN MECHL SYS INC	Washington	1,338	50	382				
AMERICAN MEDICAL LABORATORIES	Washington	42	42				427	
AMERICAN MGT SYSTEMS INC	Washington	33		33				
AMERICAN MONITOR CORPORATION	Washington	13,281	33	12,790				491
AMERICAN PSYCHIATRIC ASSN	Washington	3,245						
AMERICAN RED CROSS THE	Washington	1,138						
AMERICAN REGISTRY PATHOLOGY	Washington	802	802	1,088				
AMERICAN SEATING COMPANY	Washington	956						956

PRIME CONTRACT AWARDS BY STATE, COUNTY, CONTRACTOR, AND PLACE
 FISCAL YEAR 1988 (OCT - SEP)
 D.C.

COUNTY NAME/ CONTRACTOR NAME	LOCATION NAME	DOD TOTAL	ARMY	NAVY	AIR FORCE	DLA	OCE	ODA
District of Columbia								
CAVINS BUSINESS PRODUCTS INC	Washington	58		58				
CENTEL BUSINESS INFO SYSTEMS	Washington	82		82				
CENTEL INFORMATION SYSTEMS	Washington	50						50
CENTENNIAL SYSTEMS INC	Washington	173						173
CENTEX CONSTRUCTION COMPANY	Washington	5,953		5,953				
CENTRAL BUILDING MAINTENANCES	Washington	26			26			
CENTRAL GULF LINES INC	Washington	25			25			
CERAND & COMPANY INC	Washington	25						
CERTIFIED ABATEMENT TECH INC	Washington	49		49				
CHASES BUSINESS INTERIORS	Washington	77						77
CHEMEXEC RELOCATION SYSTEMS	Washington	323						323
CHESAPEAKE PTMAC TELE OF VA INC	Washington	35,447						35,447
CHESAPEAKE & POTOMAC TELE CO	Washington	1,810	1,810					
CHESAPEAKE & PTMC TELPH CO	Washington	25						25
CLARK NXSN OWEN ERBRI/GBSN	Washington	568		568				
COASTAL GROUP INC	Washington	283	283					
COASTAL LEASING INC	Washington	39		39				
COCHRAN STEPHENSON	Washington	69		69				
CODEX CORPORATION	Washington	548	203		308			
COHEN-KARYDAS & ASSOCIATES	Washington	175						37
COLDWELL BANKER RELOC MNMGT	Washington	43						175
COMMART INC	Washington	35	35					43
COMMERCE CLEARING HOUSE INC	Washington	231	231					
COMMERCIAL OFFICE ENVIRONMENTS	Washington	547						547
COMMUNICATIONS SATELLITE CORP	Washington	2,548			930			1,618
COMNET CORPORATION	Washington	631	75		40			
COMPAQ COMPUTER CORP	Washington	30		516				
COMPUCOM SYSTEMS INC	Washington	73		30				
COMPUCORP	Washington	274		73				
COMPUDYNE CORPORATION	Washington	35						274
COMPUGRAPHIC CORPORATION	Washington	158	85					35
COMPUSCAN INC	Washington	33						73
COMPSERVE INCORPORATED	Washington	700						33
COMPUTER ASSOCIATES INTL	Washington	84	29	55				700
COMPUTER BASED SYSTEMS INC	Washington	551						551
COMPUTER CONSOLES INC	Washington	747			747			
COMPUTER CORPORATION AMERICA	Washington	42		42				
COMPUTER DATA SYSTEMS INC	Washington	103		103				
COMPUTER PROJECTS INC	Washington	28						
COMPUTER SYSTEMS & RESOURCES	Washington	82			82			
COMPUTERLAND OF SERRAMONTE	Washington	60						60
COMPUTERS & ACCOUNTING SYSTEMS	Washington	221						221
COMPUWARE CORPORATION	Washington	213	213					
CONCRETE DEVELOPMENT CORP	Washington	1,070	209		861	129		
CONOCO INC	Washington	129						
CONSOLIDATED COMPUTER SVS	Washington	28		28				
CONSORTIUM UNIV WASH METRO	Washington	374						374

NO-A207 643

DOLLAR SUMMARY OF PRIME CONTRACT AWARDS BY STATE COUNTY
CONTRACTOR AND PL. (U) WASHINGTON HEADQUARTERS SERVICES
(DOO) DC DIRECTORATE FOR INF.. 1968 DIOR/ST-25-88-PT-1

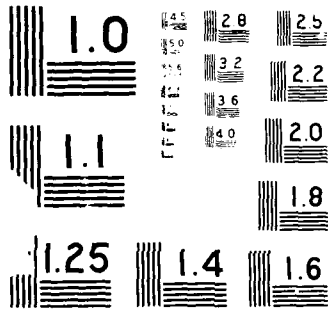
4/4

UNCLASSIFIED

F/8 5/1

NL





COUNTY NAME/ CONTRACTOR NAME	LOCATION NAME	DOD TOTAL	ARMY	NAVY	AIR FORCE	DLA	OCE	ODA	(DOLLARS IN THOUSANDS)	
District of Columbi					110					
DISTRICT PAVING CORPORATION	Washington	110	27							
DIVERSIFIED ENGINEERING INC	Washington	27		39				34		287
DO-ALL BALTIMORE INC	Washington	39								
DONALD G WAGNER	Washington	34								
DOT SYSTEMS INC	Washington	287								
DOW ASSOCIATES	Washington	36		36						41
DR ROBERT WATSON	Washington	41								
DR GEORGE SLIKNER, MD SCD	Washington	293		293						
DSOR INC	Washington	25		25						
DUN & BRADSTREET CORPORATION	Washington	53			30	53				
DUN & BRADSTREET INC	Washington	30								
DYNAIR SERVICE CORP	Washington	88				88				
DYNAMAC CORPORATION	Washington	26								
DYNAMIC CONCEPTS INC	Washington	123		338						26
DYNAMIC DATA PROCESSING INC	Washington	338		110						74
EAGLE TECHNOLOGY INC	Washington	110		65						
EASTERN TRANS-WASTE CORP	Washington	65		36						
EASTMAN KODAK COMPANY	Washington	185	40	36	8,995					109
EATON CORPORATION	Washington	11,071		67						2,076
ERASCO SERVICES INC	Washington	67								
EBON/MACRO SERVICES	Washington	225	225							
EBSCO INDUSTRIES INC	Washington	121								121
ECOLOGY & ENVIRONMENT INC	Washington	650		650						
EESCO PUMP & VALVE INC	Washington	30	30							
EL DORADO COUNTY RESOURCE CON	Washington	3,182								3,182
ELECTRONIC OFFICE CONCEPTS	Washington	136								136
ELECTROSPACE SYSTEMS INC	Washington	203		26	177					
ELLERBE ASSOCIATES INC	Washington	205		205						
ELLERBE ASSOCIATES INC	Washington	122	122							
ELLERBE GROUP THE INC	Washington	307	307							
ELRICH CONSTRUCTION CO INC	Washington	264		139	125					
EMULEY CORPORATION	Washington	36		36						
ENERGY SYSTEMS ENGINEERING	Washington	100		100						
ENGINEERED CNSTR PDTS LTD	Washington	1,169		1,169						
ENGINEERING & TECHNICAL CONS	Washington	160		160						
ENNIS ELECTRIC COMPANY INC	Washington	132		132						
ESLIN COMPANY	Washington	482	413	69						
EVALUATION RESEARCH CORP	Washington	974		974						
EVALUATION TECHNOLOGIES INC	Washington	167		167						
FAIRCHILD INDUSTRIES INC	Washington	775		775						
FAIRFAX OPPORTUNITIES UNLIMITED	Washington	32	32							199
FALCON MICROSYSTEMS INC	Washington	32								
FALCON SYSTEMS INC	Washington	378		50	44					85
FEDERAL DATA CORPORATION	Washington	464		72	89					303
FEDERAL INTEGRATED SYSTEMS CORP	Washington	1,684	63	1,153	468					
FEDERAL PRISON INDUSTRIES	Washington	27,223	13,218	11,391	1,189	672	204			223
FEDERAL PUBLICATIONS INC	Washington	403	228		1,175					538

PRIME CONTRACT AWARDS BY STATE, COUNTY, CONTRACTOR, AND PLACE
FISCAL YEAR 1988 (OCT - SEP)
D.C.

COUNTY NAME/ CONTRACTOR NAME	LOCATION NAME	DOD TOTAL	ARMY	NAVY	AIR FORCE	DLA	OCE	ODA
District of Columbia								
FEDERAL TECHNOLOGY CORP	Washington	234						234
FILENET CORPORATION	Washington	131			131			
FILTER SVC CO., INC	Washington	157	157					
FLEXSTEEL INDUSTRIAL INC	Washington	58			58			
FLEXSTEEL INDUSTRIES INC	Washington	29		29				
FLOORPRO INC	Washington	288	288					
FLOW GENERAL INC	Washington	1,168						1,168
FORD AEROSPACE	Washington	139		139				
G & H TECHNOLOGY INC	Washington	315		315				
G & M PETROLEUM SALES	Washington	565				565		
G W MECHANICAL CONTRACTORS, INC	Washington	36	36					
GAGE-BABCOCK & ASSOCIATES INC	Washington	139	139					
GALE ENGINEERING CO INC	Washington	71		71				
GASSMAN CORPORATION THE	Washington	2,810		2,810				
GATAN INC	Washington	44		44				
GAUDREAU INC	Washington	629		629				
GAUTHIER ALVARADO & ASSOC	Washington	33	33					
GEMINI COMPUTERS, INC.	Washington	99						99
GENERAL ELECTRIC COMPANY	Washington	4,377	92	4,210				75
GENERAL RESEARCH CORPORATION	Washington	8,921						8,921
GEOGRAPHICS CORPORATION	Washington	131						131
GEO-CENTERS INC	Washington	20,110		20,110				
GEODYNAMICS CORPORATION	Washington	933						933
GEORGE MASON UNIVERSITY	Washington	34	34					
GEORGE WASHINGTON UNIV THE	Washington	11,576	1,645	9,386	163			382
GEORGETOWN AIR & HYDRO SYSTEMS	Washington	441		441				
GEORGETOWN UNIVERSITY	Washington	5,041	3,421	1,369	151			100
GERARD METAL CRAFTSMAN INC	Washington	31						31
GILES MANAGEMENT CONSTRUCTORS	Washington	941	126	404	411			
GILMAX CLINICAL INSTRS SVCS	Washington	76	76					
GOODMAN BROTHERS INC	Washington	224		224				
GOULD INC	Washington	1,249						1,249
GOVERNMENT MARKETING SERVICES	Washington	172	35		78	59		
GOVERNMENT SYST INTEGRATN CORP	Washington	3,016			3,016			
GOVERNMENT TECHNOLOGY SERVICES	Washington	417	76	69	96			176
GOVERNMENT TELECOMMUNICATIONS	Washington	130						130
GRADUATE SCHL OF US DPT OF AG	Washington	137	137					
GREENMAN PEDERSEN INC	Washington	82		82				
GRID SYSTEMS CORPORATION	Washington	192		33				159
GRIMBERG JOHN C CO INC	Washington	5,380		5,380				350
GROSS NEAL & ASSOCIATES	Washington	350						
GROUP OPERATIONS, INCORPORATED	Washington	246		216	30			
GTE GOVERNMENT SYSTEMS INC	Washington	427			427			
H & S WATERPROOFING INC	Washington	65		65				
H K SYSTEMS INCORPORATED	Washington	402	402					
HADLAND PHOTONICS INC	Washington	131		131				
HALIFAX ENGINEERING INC	Washington	1,505						782

COUNTY NAME/ CONTRACTOR NAME		LOCATION NAME	DOD TOTAL	ARMY	NAVY	AIR FORCE	DLA	OCE	ODA
(DOLLARS IN THOUSANDS)									
District of Columbia	HARRIS CORPORATION	Washington	211		81			98	32
	HARRIS MILLER MILLER & HANSON	Washington	656		656				
	HAWORTH INC	Washington	263						263
	HAWORTH INDUSTRIES INC	Washington	875			875			
	HAY SYSTEMS INC	Washington	2,565	1,236		1,186			143
	HAYES SEAY MATTERN & MATTERN	Washington	73		34	39			
	HDR SYSTEMS INC	Washington	89						89
	HERRING E J & SON	Washington	43			43			
	HERRING ELECTRIC CO INC	Washington	1,346		264				
	HEYRA CMPTR COMMUNICATIONS INDS	Washington	25		25				
	HEWLETT-PACKARD COMPANY	Washington	1,142	475	512	122		1,082	33
	HILLMANN & CARR	Washington	1,120		120				
	HIRT COMPANY, THE	Washington	573		149	424			
	HIRT ELECTRIC CO	Washington	456		456				
	HOLMES & NARVER INC	Washington	745		745				
	HOMEQUITY INC	Washington	98						
	HONEYWELL BULL AG	Washington	11,604		111	143-		186	98
	HONEYWELL INC	Washington	11,221			55			11,561
	HOPPMANN CORPORATION	Washington	150						55
	HORIZON DATA CORPORATION	Washington	226		226				
	HOSP HOME CARE TEMP INC	Washington	88		88				
	HOUSEHOLD DATA SERVICES INC	Washington	620	514	106	77			
	HOWARD UNIVERSITY	Washington	43		43				
	HSU RONALD CONSTRUCTION CO	Washington	77						
	I M R SYSTEMS CORPORATION	Washington	43						
	I-NET INC	Washington	1,176		50	1,126			
	IBIS CORPORATION	Washington	1,986		1,986				
	ICF INCORPORATED	Washington	1,385			1,385			
	IDEAL ELECTRONIC SECURITY CO	Washington	48			48			
	IMI INC	Washington	392		392				
	INERTIA SWITCH INC	Washington	844		844				
	INFODATA SYSTEMS INC	Washington	28			28			26
	INFORMATION BUILDERS INC	Washington	350		303	47			
	INFORMATION DIMENSIONS INC	Washington	26						
	INFORMATION ENGINEERING SYSTEM	Washington	37		37				
	INFORMATION PLANNING ASSOC	Washington	290		290				
	INFORMATION SYSTEMS INC	Washington	76						
	INFORMATION SYSTEMS NETWORKS CORP	Washington	778		103				76
	INFRARED LABORATORIES INC	Washington	43		43				675
	INLINGUA INTL LANGUAGE SCHOOLS	Washington	78						78
	INPUT OUTPUT COMPUTER SERVICES	Washington	66						66
	INTEGRATED SYSTEMS ANALYSTS	Washington	321		321				
	INTEGRATED MICROCOMPUTER SYSTEMS	Washington	10,073		10,073				
	INTELOGIC TRACE INC	Washington	151		151				
	INTER-COMMUNITY TELEPHONE CO	Washington	19,844						19,844
	INTER-NATION COMPANY	Washington	534						
	INTER-NATIONAL RES INSTITUTE	Washington	598						

PRIME CONTRACT AWARDS BY STATE, COUNTY, CONTRACTOR, AND PLACE
 FISCAL YEAR 1988 (OCT - SEP)
 D.C.

COUNTY NAME/ CONTRACTOR NAME	LOCATION NAME	DOD TOTAL	ARMY	NAVY	AIR FORCE	DLA	OCE	ODA
District of Columbia	Washington	211		211				
INTERFACE FLOORING SYSTEMS	Washington	171		171				
INTERFEROMETRICS INC	Washington	620						620
INTERGRAPH CORPORATION	Washington	46						46
INTERIOR ELEMENTS INC	Washington	8,910	360	1,380	803		39	6,736
INTERNATIONAL BUS MCHS CORP	Washington	83	8,910					
INTERNATIONAL BUSINESS SVS	Washington	55						55
INTERNATIONAL DATA CORP	Washington	75		75				
INTERNATIONAL DATA PDTS CORP	Washington	28			28			
INTERSYSTEMS CORPORATION	Washington	225						
ISSCO GRAPHICS	Washington	798	90	156			95	40
ITT DIALCOM INC	Washington	480	642	480				
J & L JANITORIAL SERVICES INC	Washington	266						
J W P COMMUNICATIONS MFG CO	Washington	613	266					
JACK STONE SIGN CO., INC	Washington	912		613				
JAYCOR	Washington	50		141				771
JCR INC	Washington	50		50				
JEACO CONSTRUCTION INC	Washington	1,706	1,706					
JENNINGS INTERNATIONAL CORP	Washington	210		210				
JHK & ASSOCIATES	Washington	274		274				
JONES & WOOD INC	Washington	410	344	66	207			
JOWETT INCORPORATED	Washington	207						
K & E PAINTING CO INC	Washington	41		41				
K DUANE RIDDLE PH D	Washington	112		112		172		
KALKREUTH ROOFING & SHTMTL	Washington	552	351					
KEENE CORPORATION	Washington	202	202					
KELLY GROUP	Washington	42						
KELSO, GWENDOLYN L	Washington	874	784	42				
KENDRICK & COMPANY	Washington	538	2-	90				
KENNEDY ELECTRIC CO INC	Washington	100		540				
KENROB & ASSOCIATES INC	Washington	11,325		100				
KESTREL SHIPHOLDING CORP	Washington	52		11,325				
KEYTRON INC	Washington	1,460		1,460				
KEYDATA SYSTEMS INC	Washington	551	59		492			466
KEYES CONDON & FLORANCE	Washington	466						122
KOBA ASSOCIATES INC	Washington	1,185	75	988				
KONICA BUSINESS MACHINES USA	Washington	36		45				
KRESSCOX ASSOCIATES P C	Washington	36	36					
KRUEGER INC	Washington	26						
KYBE CORPORATION	Washington	49						
LANGUAGE LEARNING ENTERPRISES	Washington	237						
LANTIER BUSINESS PRODUCTS INC	Washington	484	484					
LARRYS SERVICE CO INC	Washington	33		33				
LEE DATA CORPORATION	Washington	36						
LEES ELECTRIC MOTORS INC	Washington	379						
LETRON INC	Washington	78	78					
LEN PARKER ASSOC INC	Washington	114		114				
LIBERTY HEALTH CARE SERVICES	Washington						36	379

PRIME CONTRACT AWARDS BY STATE, COUNTY, CONTRACTOR, AND PLACE
 FISCAL YEAR 1988 (OCT - SEP)
 D.C.

COUNTY NAME/ CONTRACTOR NAME	LOCATION NAME	DOD TOTAL	ARMY	NAVY	AIR FORCE	DLA	OCE	ODA
District of Columbia								
LIBRARY OF CONGRESS	Washington	117		63	54			40
LITTON SYSTEMS INC	Washington	40						191
LOCKHEED ELECTRONICS CO	Washington	191						6,933
LOCKHEED MISSILES & SPACE CO	Washington	6,933						
LOCUS INC	Washington	40		40				
LORAL CORPORATION	Washington	73						
LORING JOSEPH R & ASSOCIATES	Washington	327			99			73
LUKES BROTHERS STEAMSHIP LINE	Washington	5,526		5,526				228
LYKES BROS STEAMSHIP CO INC	Washington	29,973		29,973				
M & M WELDING & FABRICATORS	Washington	156		156				
M & S MECHANICAL CORPORATION	Washington	127		127				
M D A INC	Washington	72		72				
M M M DESIGN GROUP PC	Washington	117	117					
M P R ASSOCIATES INC	Washington	1,531		1,531				
M R J INC	Washington	848				49		848
MACHINISTS INC	Washington	49						
MAGUIRE CORPORATION	Washington	88	26	62				448
MANAGEMENT CONSULTING & RES	Washington	448				59		
MANASSAS ICE & FUEL CO INC	Washington	59						
MANDEX INC	Washington	1,798		1,798				
MARATHON ENTERPRISES	Washington	164		164				
MARKET FACTS INC	Washington	1,064			1,064			110
MARLOWE HEATING & ATR COND	Washington	92			92			
MARQUETTE ELECTRONICS INC	Washington	110						
MARTIN MARIETTA CORPORATION	Washington	2,066	47	2,019				112-
MARYLAND FIRE EQUIPMENT CORP	Washington	99		99				60
MATHECH INC	Washington	159		159				220
MAURICE ELECTRICAL SUPPLY CO	Washington	29			29			297
MBI BUSINESS CENTERS INC	Washington	162		50				
MC CLURE-LUNDBERG ASSOCIATES	Washington	60						
MC DONNELL DOUGLAS CORPORATION	Washington	6,009					6,009	
MC DONNELL DOUGLAS INCO INC	Washington	220						
MC GRAW-HILL INC	Washington	424			127			
MCCLENDON AUTOMATION CORP	Washington	547						
MCDONNELL DOUGLAS INFO SYS CO	Washington	7,300						
MCGOWAN BILL INC	Washington	34		34				506
MCI TELECOMMUNICATIONS CORP	Washington	506						105
MEAD CORPORATION	Washington	396	291					
MECH-CON CORPORATION	Washington	346		346				
MECHANICAL MASTERS INC	Washington	37		37				
MEDICAL RECORDS CORP	Washington	32						
MEDITEMP INC	Washington	1,075	1,075					
MEECO MARINAS INC	Washington	142		143				
MEGA ANALYTICAL RESEARCH SVCS	Washington	37	37					
MEMOREX CORPORATION	Washington	178		178				
MEMORY SYSTEMS INC	Washington	177		105				
METALLGESELLSCHAFT CORP	Washington	592	72			592		

COUNTY NAME/ CONTRACTOR NAME	LOCATION NAME	DOD TOTAL	ARMY	NAVY	AIR FORCE	DLA	OCE	ODA
District of Columbia								
METAPHOR COMPUTER SYSTEMS	Washington	130						
MGMT INFO SYS	Washington	121						
MICHAELS CONSTRUCTION CO INC	Washington	53	53					
MIDWEST BUSINESS SYSTEMS INC	Washington	33						
MIDWEST COMMUNICATIONS CORP	Washington	32						
MILITARY CONSTRUCTION CORP	Washington	77						
MILITARY PERSONNEL RESOURCE	Washington	95	95					
MILLER HERMAN INC	Washington	320						
MINNESOTA MIN & MFG COMPANY	Washington	148						
MINORITY ENTERPRISES INC	Washington	457						
MICHELL SYSTEMS CORPORATION	Washington	949						
MITECH DATA SYSTEMS INC	Washington	31						
MITECH INC	Washington	124						
MODERN ELECTRIC INC	Washington	60						
MODERN TALKING PICTURE SVC	Washington	180				180		
MORGAN MANAGEMENT SYSTEMS INC	Washington	70	70					
MORROW PAUL COMPANY OF ARIZ	Washington	55						
MORROW PAUL COMPANY OF ARIZ	Washington	175						
MOSLEY-HENING ASSOCIATES INC	Washington	306						
MOTOROLA COMPUTER SYSTEMS INC	Washington	118			30			
MOTOROLA INC	Washington	88	88					
MSI SERVICES INC	Washington	2,402						
MULTIVAC INC	Washington	2,986						
MURRAY SERVICE COMPANY INC	Washington	157	797					
MURRAY E. J. COMPANY INC	Washington	119	53					
N B I INC	Washington	390						
N-K CONSTRUCTION INC	Washington	27						
NASHUA CORPORATION	Washington	82						
NATCO INC	Washington	203						
NATIONAL ACADEMY OF PUB ADMIN	Washington	10,956	1,911					
NATIONAL ACADEMY SCIENCES USA	Washington	1,054				356		1,016
NATIONAL BUSINESS SVCS ENTPS	Washington	1,984			2,270			
NATIONAL CAPITOL SYSTEMS INC	Washington	1,369						
NATIONAL COMPUTER SYSTEMS	Washington	972						
NATIONAL CREATIV GRWTH INDSTS	Washington	47						
NATIONAL DATA CORPORATION	Washington	536			536			
NATIONAL MARKETING DATA SVCS	Washington	88						
NATIONAL ROOFING CO INC	Washington	2,090						
NATIONAL SCIENCE FOUNDATION	Washington	443						
NATIONAL TECHNOLOGIES ASSOC	Washington	49						
NATIONAL UNIVERSITY	Washington	850						
NATIVE AMERICAN CONSULTANTS	Washington	106						
NCR CORPORATION	Washington	1,884						
NETWORK SOLUTIONS INC	Washington	1,793				282		1,230
NETWORK SYSTEMS CORPORATION	Washington	648	648					
NEUROLOGY CENTER PA INC	Washington	111						
NEW UPI INC	Washington	40						
NEWCOMB & BOYD	Washington	40						

PRIME CONTRACT AWARDS BY STATE, COUNTY, CONTRACTOR, AND PLACE
 FISCAL YEAR 1988 (OCT - SEP)
 D.C.

COUNTY NAME/ CONTRACTOR NAME	LOCATION NAME	DOD TOTAL	ARMY	NAVY	AIR FORCE	DLA	OCE	ODA
District of Columbia								
NORTISU AMERICA CORPORATION	Washington	185						
NORTHERN TELECOM INC	Washington	29						
NOTTER FINEGOLD & ALEXANDER	Washington	293						
NOVA INTERNATIONAL INC	Washington	37			37			60
NOVELL INC	Washington	60						
NURSES INCORPORATED	Washington	471	471					
NUS CORPORATION	Washington	180			180			
NVT TECHNOLOGIES INC	Washington	62			62			
O DONNELL CONSTRUCTION CO	Washington	178		178				
OAKLAWN DEVELOPMENT CORP	Washington	351	351					
OGLETREE ENGINEERING INC	Washington	220		220				
OPTICAL ELEMENTS CORP	Washington	47	47					
OPTICAL ELEMENTS CORPORATION	Washington	267	267					
ORACLE CORPORATION	Washington	194		194				
ORASCOM OF AMERICA INC	Washington	53	53					
ORKAMD CORPORATION	Washington	716	716					
P K P ENGINEERS PC	Washington	29		29				
P S I INTERNATIONAL INC	Washington	3,429		3,429				
PACKARD INSTRUMENT COMPANY INC	Washington	28	28					
PADONIA CORPORATION	Washington	489	489					
PAGE AVJET CORPORATION	Washington	94				94		
PALACE LAUNDRY INC	Washington	35						144
PANSOPHC SYSTEMS INC	Washington	144					41	
PASSERO EUGENE	Washington	41						35
PATTON HARRIS RUST & ASSOC PC	Washington	125		125				
PATTON PRINTING SUPPLY INC	Washington	35						
PDA ENGINEERING	Washington	41		41				
PEAT MARWICK MAIN & CO	Washington	6,567		6,567				
PEC CONSTRUCTION INC	Washington	83			83			
PECK, PECK AND ASSOCIATES INC	Washington	227		227				
PEER CONSULTANTS INC	Washington	1,788	1,788					
PEIRCE-PHELPS INC	Washington	79		79				
PENN CAMERA EXCHANGE INC	Washington	43	43					
PERCEPTION DYNAMICS	Washington	147	147					
PERIOD INC	Washington	270						270
PERSON-SYSTEM INTGRATION LTD	Washington	511			364			
PHAROS USA INC	Washington	297		297				
PHH HOME EQUITY	Washington	88		88				164
PHILLIPS NATIONAL INC	Washington	164						
PHOENIX PETROLEUM COMPANY	Washington	107						
PHOTO LAB FABRICATIONS INC	Washington	734				734		
PHOTOGRAPHIC DESIGN CO	Washington	39						39
PICKER INTERNATIONAL INC	Washington	44						44
PITNEY BOWES INC	Washington	138	138					
PLANNING RESEARCH CORPORATION	Washington	93						93
PORTER ASSOCIATES INC	Washington	5,378						5,378
PORTER CONTRACTING CO INC	Washington	864						864
		1,075	879	196				

PRIME CONTRACT AWARDS BY STATE, COUNTY, CONTRACTOR, AND PLACE
FISCAL YEAR 1988 (OCT - SEP)
D.C.

COUNTY NAME/ CONTRACTOR NAME	LOCATION NAME	DOD TOTAL	ARMY	NAVY	AIR FORCE	DLA	OCE	ODA
District of Columbia								
POTOMAC ELECTRIC PWR COMPANY	Washington	5,143		254	5,143			661
POTOMAC PHOTONICS INC	Washington	254						
POTOMAC SYSTEMS ENGINEERING	Washington	661			56			152
POWER DISTRIBUTION INC	Washington	56						
PRESEARCH INCORPORATED	Washington	152						
PRESSURE CONCRETE CONSTR CO	Washington	287					287	50
PRICE WATERHOUSE	Washington	2,193		2,143				
PRN SVCS	Washington	370	370					
PSI INTERNATIONAL INC	Washington	658		658				
PUBLIC LAW EDUCATION INST	Washington	80		33	47			
PURDUM & JESCHKE	Washington	34	34					
PURI, VIRENDER	Washington	37	37					
Q-CO INDUSTRIES INC	Washington	231	231					
QUANTEL INTERNATIONAL INC	Washington	155		155				
QUINN EVANS ARCHITECTS	Washington	98		98				
R & B ENTERPRISES	Washington	156	156					
R & D ASSOCIATES	Washington	150						150
R & E ELECTRONICS INC	Washington	174	174					
R & N CONSTRUCTION CO INC	Washington	323		323				
R & W PARKS CONSTRUCTION INC	Washington	674	674					
R D INTERNATIONAL INC	Washington	258		258				
R J O ENTERPRISES INC	Washington	191		191				
R S DATA CENTER	Washington	94	94					
R T K L ASSOCIATES INC	Washington	8,215		8,215			44	
RACAL CORPORATION	Washington	44						
RAFAEL ARMAMENTS DEVELOPMENT	Washington	148	148					
RANDYS CARPET CO INC	Washington	32	32					
RCA GLOBAL COMMUNICATIONS INC	Washington	27,764						27,764
RECOGNITION EQUIPMENT INC	Washington	2,211						2,211
RECORDING CONSULTANTS, INC	Washington	56	56					
REICHERT-JUNG INC	Washington	65		65				
RENNER MANUFACTURING COMPANY	Washington	39				39		
RESOURCE CONSULTANTS INC	Washington	878		878				
RESOURCE CONSULTANTS INC	Washington	61		61				
REUTERS LTD	Washington	173		36				173
REZCORP	Washington	36						
RICHARD M MILBURN HIGH SCHOOL	Washington	30	30					
RICHARDSON & KIRMSE ENGR	Washington	1,856	1,856					
RITE CABLE CO INC	Washington	33						
RIVERFRONT GUARD SVC INC	Washington	126						
RJM ENVIRONMENTAL ASSOC INC	Washington	138		138				
RNS TECHNOLOGIES INCORPORATED	Washington	270						
ROACHE MERCER AND FAISON, INC	Washington	51		51				
ROANE JAMES R CONSTRUCTION CO	Washington	78		78				
ROBERTS OXYGEN COMPANY INC	Washington	75	75					
ROE ENTERPRISES INC	Washington	43		43				
ROGERS GOLDEN & HALPERN	Washington	152					126	270

PRIME CONTRACT AWARDS BY STATE, COUNTY, CONTRACTOR, AND PLACE
 FISCAL YEAR 1988 (OCT - SEP)
 D.C.

COUNTY NAME/ CONTRACTOR NAME		LOCATION NAME	DOD TOTAL	ARMY	NAVY	ATR FORCE	DLA	OCE	ODA
(DOLLARS IN THOUSANDS)									
District of Columbi	ROOFERS INC	Washington	347		347	36			
	ROPOLLO FLOWERS INC	Washington	56						
	RUBBERMAID COMMERCIAL PRODUCTS	Washington	52	52					
	RUPPERT LANDSCAPE CO INC	Washington	47						
	RYON INC	Washington	56						
	R C SECURITY INC	Washington	657		96				47
	S S O E INC	Washington	61	61	657				
	S T SYSTEMS CORPORATION	Washington	1,662			1,662			
	S Y S	Washington	1,605		605				
	SACHS-FREEMAN ASSOCIATES INC	Washington	10,610		10,610				
	SATELLITE ELECTRIC CO INC	Washington	142	62	80				
	SAVIN CORPORATION	Washington	48						
	SCAN-OPTICS INC	Washington	58		98				48
	SCIENCE APPLICATIONS INTL CORP	Washington	2,001	32	60				
	SCIENCE MANAGEMENT CORPORATION	Washington	1,380		1,380				1,939
	SCINCO INC	Washington	38	38					
	SCITEX AMERICA CORP	Washington	127						127
	SEA-LAND SERVICE INC	Washington	152,354		152,364				
	SEAGULL ENVIRONMENTAL COMPANY	Washington	508		598				
	SERVICE CONTRACTORS INC	Washington	304	304					
	SERVIDYNE INCORPORATED	Washington	74	74					
	SESSOMS SERVICES INC	Washington	1,723			1,723			
	SEVERN COMPANIES INC	Washington	194			194			
	SHAW J CONSTRUCTION INC	Washington	568		148	206			214
	SHAW WALKER COMPANY	Washington	28		28				
	SHEPARD'S INTERIOR CONSR CO*	Washington	135	44		37			84
	SHERLOCK SMITH & ADAMS INC	Washington	34	64					
	SHERMAN CONSTRUCTION CORP	Washington	230		230				
	SIEMENS CORPORATION	Washington	1,350		1,350				
	SIGMA DATA SERVICES CORP	Washington	1,344	1,344					
	SILICON GRAPHICS INC	Washington	47						47
	SINGER COMPANY THE	Washington	150						150
	SINGLETON CONTRACTING CORP	Washington	146		146				195
	SINGLETON ELECTRIC COMPANY	Washington	258			258			
	SLOS LEON ASSOCIATES INC	Washington	728		728				
	SLYE ROBER- ELECTRONICS INC	Washington	87						87
	SMALLWOOD & SONS INC	Washington	138						138
	SMITH HINCHMAN & GRYLLS ASSOC	Washington	141		141				
	SMITHSONIAN INSTITUTION	Washington	1,054	1,054					
	SMOLEN RUSHING & ASSOCIATES	Washington	130		130				
	SMS DATA PRODUCTS GROUP INC	Washington	54	54					72
	SOFTWARE AG SYSTEMS INC	Washington	150	78	32				28
	SOFTWARE CONTROL INTL	Washington	60						
	SOLAR DISTRIBUTION CO INC	Washington	104			104			
	SONS QUALITY FOOD SERVICE	Washington	512	512	156				

PRIME CONTRACT AWARDS BY STATE, COUNTY, CONTRACTOR, AND PLACE
 FISCAL YEAR 1988 (OCT - SEP)
 D.C.

COUNTY NAME/ CONTRACTOR NAME		LOCATION NAME	DOD TOTAL	ARMY	NAVY	AIR FORCE	DLA	OCE	ODA
(DOLLARS IN THOUSANDS)									
District of Columbia	SOUTHERN SYSTEMS INC	Washington	156			156			
	SOUTHERN TECHNOLOGIES INC	Washington	93			93			
	SPACE QUALIFIED SYSTEMS CORP	Washington	449			49			400
	SPANJER BROTHERS INC	Washington	54		54				
	SPEECH SYSTEMS INC	Washington	772		34	562			210
	SPERRY CORPORATION	Washington	133			100			
	SPRIGGS AUSTIN L ASSOCIATES	Washington	25	33					
	SSMC	Washington	25	25					
	STAFFORD AQUA SYSTEMS INC	Washington	40		40				
	STANDARD & POOR S CORPORATION	Washington	38		38				
	STERLING SOFTWARE INC	Washington	38						
	STUART PETROLEUM COMPANY	Washington	18,244	572			17,672		155
	STORAGE TECHNOLOGY CORPORATION	Washington	242		87				
	STOTT CHAS G & CO INC	Washington	351	49	302				
	STRANG & DOWNHAM AIA	Washington	25		25				
	STRUCTURAL DYNAMICS RES CORP	Washington	30		30				
	STV/HD NETTINGHAM/3D INTL	Washington	975	975					
	SUNNER CORPORATION	Washington	199		199				
	SUN MICROSYSTEMS INC	Washington	126		88	38			
	SUPERIOR MANAGEMENT SERVICES	Washington	83		83			83	
	SUPPORT SERVICES	Washington	83						
	SWANSON ASSOCIATES, INC	Washington	326	326					
	SWINTEC CORP	Washington	30	30					
	SYCOM, INC	Washington	81						81
	SYMBOLICS	Washington	37		37				
	SYMBOLICS INC	Washington	29						29
	SYNECTICS CORP	Washington	1,108						1,108
	SYNERGY INC	Washington	5,059		334	4,326	117		1,282
	SYSTEM AUTOMATION CORPORATION	Washington	29,703		29,613	90			604
	SYSTEM DEVELOPMENT CORPORATION	Washington	604						61
	SYSTEM DYNAMICS INC	Washington	448	387					30
	SYSTEM TECHNOLOGY ASSOC	Washington	61		61				
	SYSTEMS ENGINEERING INTL	Washington	30						
	SYSTEMS INTEGRATION & RESEARCH	Washington	194						
	SYSTEMS RESEARCH CORPORATION	Washington	474		474				
	T & T CONTRACTORS INC	Washington	27		27				
	T E I ELECTRICAL CONTRACTORS	Washington	945	909	36				
	TAKOMA FUEL CO	Washington	26		26				
	TAMERAN INC	Washington	82				30		82
	TANDEM COMPUTERS INCORPORATED	Washington	149						
	TBG INC	Washington	34		34				
	TECHNA GRAPHICS	Washington	1,412						1,412
	TECHNICAL & MGT SVCS CORP	Washington	852						852
	TECHNICARE CORPORATION	Washington	192	192					
	TEKTRONIX INC	Washington	127						
	TELEDYNE INDUSTRIES INC	Washington	41	41	74			28	25

PRIME CONTRACT AWARDS BY STATE COUNTY, CONTRACTOR, AND PLACE
FISCAL YEAR 1988 (OCT - SEP)
D.C.

COUNTY NAME/ CONTRACTOR NAME	LOCATION NAME	DDO TOTAL	ARMY	NAVY	AIR FORCE	DLA	OCE	ODA
District of Columbia								
TELEGRAPHICS INC	Washington	30		30				
TELEX COMMUNICATION, INC	Washington	37	37					
TELEX CORPORATION	Washington	118	118					
TELOS CORPORATION	Washington	165	165					
TEM ASSOCIATES	Washington	154			154			
TERADATA CORPORATION	Washington	126		126				
TESDATA SYSTEMS CORPORATION	Washington	26		26				
TEXCOM INC	Washington	44		44				
THE ACCOUNT DATA GROUP	Washington	452		452				
THOMPSON J WALTER COMPANY	Washington	13,997	129	13,868				92
THORNTON, R M, INC	Washington	1,541		1,541				
TIDEWATER CONSULTANTS INC	Washington	1,338		1,338				
TIMEPLEX INC	Washington	40						40
TONYA INCORPORATED	Washington	316			316			
TRACOR APPLIED SCIENCES INC	Washington	2,324		2,324				
TRITON CORPORATION	Washington	218		218				
TRT TELECOMMUNICATIONS CORP	Washington	8,336						8,336
TRW INC	Washington	367		367				
TSERONIS OLIVARRI AIA	Washington	79		79				
TSG CONSTRUCTION CORP	Washington	38	38					
TURF SPLIST OF NTHRN VIRGINIA	Washington	469		469				
U OF MARYLAND GRAD SCHOOL	Washington	110		110				
U S DEPARTMENT OF COMMERCE	Washington	2,980		2,980			62	
U S DEPT AGRICULTURE GRAD SCH	Washington	62						114
U S GOVERNMENT PRINTING OFF	Washington	791		244				
UNICON GROUP LTD	Washington	137	433					
UNICOR FPI METAL	Washington	46	137					
UNISYS CORPORATION	Washington	46		46				
UNITED INFORMATION SYSTEMS INC	Washington	3,024		1,118				1,906
UNITED STATES DEPT ENERGY	Washington	129		129				
UNITED STATES INSTR RENTALS	Washington	565,300		565,300				
UNITED STATES TRANSM SYSTEMS	Washington	65	65					599
UNIVERSITY OF MARYLAND	Washington	599						
UNIVERSITY OF MICHIGAN	Washington	73		73				
URS CORPORATION DEL	Washington	44		44				
VANGUARD TECHNOLOGIES CORP	Washington	185	185					
VANSANT & GUSLER INC	Washington	130						130
VATICA CONTRACTING INC	Washington	386		386				
VECTOR MICRO	Washington	27		27				
VECTOR RESEARCH INC	Washington	40		40				
VELSEY ARCHITECTS	Washington	1,147						1,147
VENUS CONSTRUCTION CORPORATION	Washington	302	302					
VICTORIA INTERNATIONAL LTD	Washington	48		48				
VION CORPORATION	Washington	256						256
VOITH HYDRO INC	Washington	6,077		39		55		213
VREULS RESEARCH CORPORATION	Washington	38					38	
VYCOR CORPORATION	Washington	749	196					749

PRIME CONTRACT AWARDS BY STATE, COUNTY, CONTRACTOR, AND PLACE
FISCAL YEAR 1988 (OCT - SEP)
D.C.

COUNTY NAME/ CONTRACTOR NAME	LOCATION NAME	DOD TOTAL	ARMY	NAVY	AIR FORCE	DLA	OCE	ODA
District of Columbia								
WALLER TODD SADLER ARCHITECTS	Washington	35						
WALSH WILLIAM V CONSTR CO INC	Washington	10,785		10,785				
WANG LABORATORIES INC	Washington	2,102		556	326			1,220
WASH DATA SYS	Washington	245		245				
WASHINGTON CNSULTING GROUP INC	Washington	350	200	150				
WASHINGTON GAS LIGHT COMPANY	Washington	148			148			
WASHINGTON PHOTOCOPY CORP	Washington	49						49
WATERMAN STEAMSHIP CORPORATION	Washington	71,431		71,431				
WAUGH ENTERPRISES INC	Washington	51						51
WAYNE INSULATION CO INC	Washington	43		43				
WEBERS WHITE TRUCKS INC	Washington	2,550	2,498	73			52	
WELCH & RUSHE INC	Washington	2,773						
WESTERN UNION INTERNATIONAL	Washington	22,104						22,104
WESTERN UNION TELEGRAPH CO	Washington	195		195				
WHEELER INDUSTRIES INC	Washington	2,714		2,714				
WHITMAN REQUARDT AND ASSOC	Washington	73						
WILEY & WILSON	Washington	915		915				
WILLIAMS ELECTRIC CO INC	Washington	63						
WILLOUGHBY ASSOCIATES LTDP	Washington	30		30				
WILSON-HILL ASSOCIATES INC	Washington	3,099	248	66		1,749	1,036	1,146
WORLD AIRWAYS INC	Washington	27,020			27,020			
XEROX CORPORATION	Washington	4,179	974	1,840	219			
Y S K CONSTRUCTION CO INC	Washington	103		103				390
ZENITH ELECTRONICS CORPORATION	Washington	380						
ZETLIN LEV ASSOCIATES INC	Washington	29		29				
TOTAL - District of Columbia		1,664,582	83,102	1,167,746	87,893	24,453	20,621	280,767
TOTAL - D.C.		1,664,582	83,102	1,167,746	87,893	24,453	20,621	230,767

END

6-89

DTIC