

AD-A161 787

1.7

Technical Report Documentation Page

1. Report No.		2. Government Accession No. AD-A161 787		3. Recipient's Catalog No.	
4. Title and Subtitle Airport Activity Statistics of Certificated Route Air Carriers				5. Report Date December 31, 1984	
				6. Performing Organization Code AMS-420, DAI-20	
7. Author(s)				8. Performing Organization Report No.	
9. Performing Organization Name and Address Office of Management Systems Federal Aviation Administration Washington, DC 20591				10. Work Unit No. (TRIS)	
				11. Contract or Grant No.	
12. Sponsoring Agency Name and Address WASH., DC 20590				13. Type of Report and Period Covered Calendar Year	
				14. Sponsoring Agency Code RSPA-FAA	
15. Supplementary Notes					
16. Abstract This report furnishes airport activity of the large Certificated Route Air Carriers. Included in the data contained in Table 6 are passenger enplanements, tons of enplaned freight, express, and mail. Both scheduled and non-scheduled service, and domestic and international operations are included. These data are shown by airport and carrier. Table 7 includes departures by airport, carrier and type of operation, and type of aircraft.					
17. Key Words Passenger enplanements, departures; freight, express, mail, scheduled service; non-scheduled service; domestic; international.			18. Distribution Statement Document is available to the public through the National Technical Information Service, Springfield, Virginia, 22151 or U.S. Government Printing Office		
19. Security Classif. (of this report) Unclassified		20. Security Classif. (of this page) Unclassified		21. No. of Pages 360	22. Price

A



U.S. Department of
Transportation

Airport Activity Statistics of Certificated Route Air Carriers

12 Months Ending December 31, 1984

**Federal Aviation Administration
Office of Management Systems**

**Research and Special
Programs Administration
Office of Aviation
Information Management**

Availability is unlimited. Document may be released to the
National Technical Information Service
Springfield, Virginia 22161, for sale to the public.

P R E F A C E

The Civil Aeronautics Board inaugurated in 1970 a revised air traffic and capacity data collection system for the certificated route air carriers. The airport activity data reported by these air carriers to the Board under the revised traffic statistics reporting requirements differ in significant respects from those previously reported. The aircraft departure data are essentially the same but passenger originations and cargo tonnage originations are eliminated. Enplaned passengers continue to be reported, but the tons of cargo traffic loaded on board are on an enplaned rather than an originated basis. In addition, aircraft departures, enplaned passengers, and enplaned tons of cargo traffic are being reported for nonscheduled operations at online airports.

The publication now contains seven tables. The first five tabulations present summary data and include three tables showing activity at large, medium, and small air traffic hubs. The last two tables show detailed statistics by community and airport, including a presentation of total aircraft departures performed by specific aircraft types. With the exception of the three hub tables,

each tabulation presents domestic and international operations separately, but grouped together, under the various levels of detail such as State, air carrier, or community. The air traffic hub tables show only system (total) operations at the large, medium and small hubs.

All air traffic hub classification computations are calculated upon the base of total enplaned revenue passengers in all services and all operations at communities within the 50 States, the District of Columbia, and all other U.S. areas as designated by the Federal Aviation Administration. This expands the previous base for calculation to include (1) Alaska and Hawaii, (2) communities in American Samoa, Caroline Islands, Guam Island, Johnston Island, Mariana Islands, Marshall Islands, Midway Island, Puerto Rico, Virgin Islands, and Wake Island, (3) helicopter operations, (4) nonscheduled enplanements, and (5) international operations at the communities within the 50 States, District of Columbia, and other U.S. areas.

Version For	
NTIS - CTRM	<input checked="" type="checkbox"/>
DTIC - T	<input type="checkbox"/>
Unscheduled	<input type="checkbox"/>
Justification	
By _____	
D. Tab. No. / _____	
Availability Codes	
Dist	Avail. and/or Special
A1	



CONTENTS

	<i>Page</i>
Preface and Metric Conversion Table	i
Air Traffic Hubs (Map)	iv
Introduction	v
City Cross-Reference List	vii
Air Carrier Codes	ix
Aircraft Types	x
Glossary	xi

SUMMARY TABLES

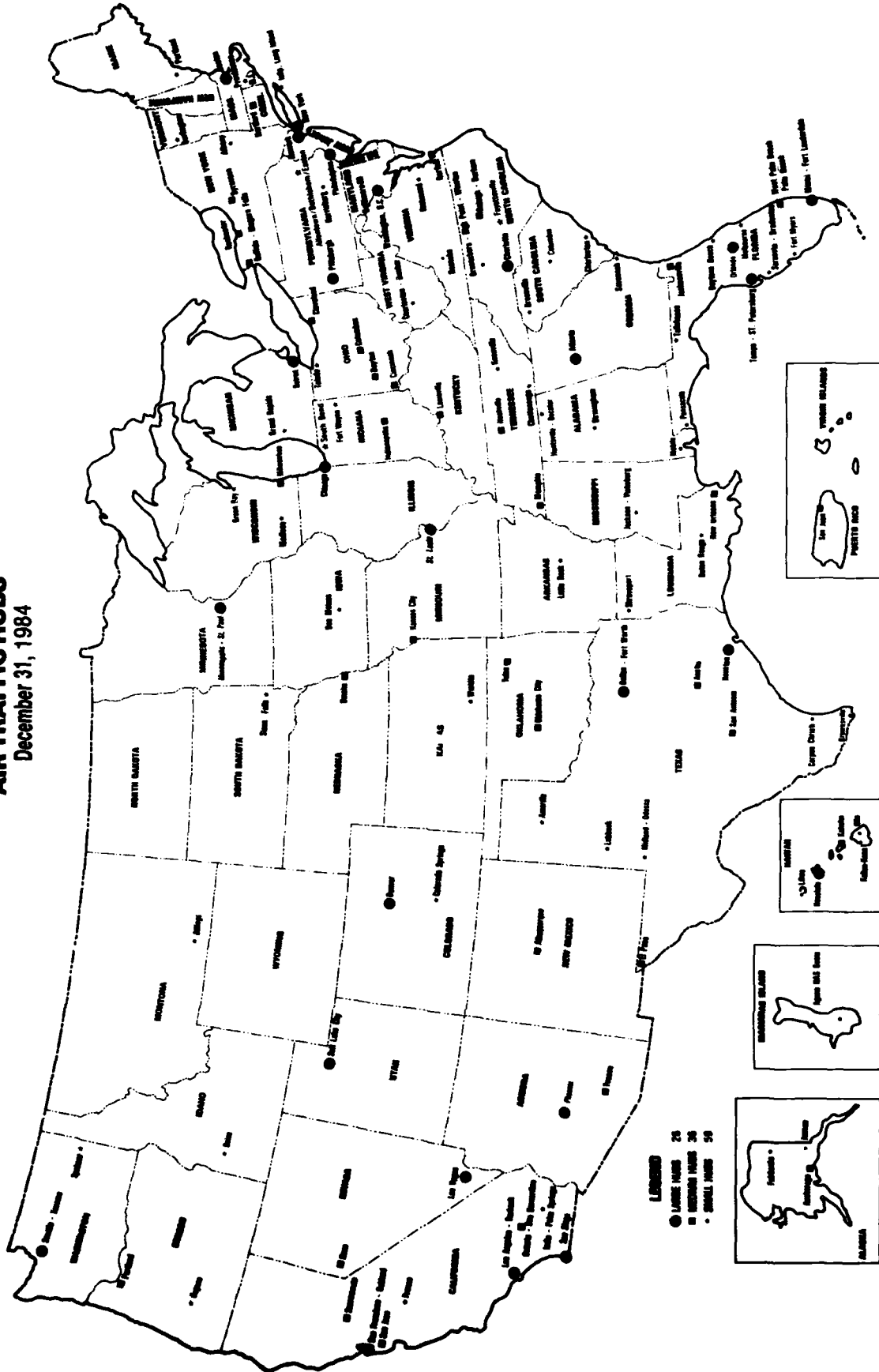
Table 1. Summary of aircraft departures, enplaned revenue passengers, and enplaned revenue tons of cargo and mail by type of operation, by type of service, by carrier group, and by air carrier	1
Table 2. Summary of aircraft departures, enplaned revenue passengers, and enplaned revenue tons of cargo and mail by type of operation, by type of service, and by state and country	6
Table 3. Aircraft departures, enplaned revenue passengers, and enplaned revenue tons of cargo and mail in total operations, all services at <i>large</i> air traffic hubs	14
Table 4. Aircraft departures, enplaned revenue passengers, and enplaned revenue tons of cargo and mail in total operations, all services at <i>medium</i> air traffic hubs	16
Table 5. Aircraft departures, enplaned revenue passengers, and enplaned revenue tons of cargo and mail in total operations, all services at <i>small</i> air traffic hubs	18

DETAILED TABLES


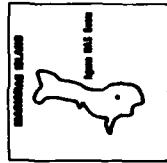
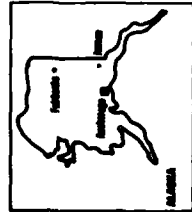
Table 6. Enplaned revenue passengers, enplaned tons of cargo and mail, and air traffic hub classifications, by type of service, by community, and by carrier	21
Table 7. Aircraft departures scheduled and aircraft departures performed, by type of operation, by aircraft type, by community, and by carrier ..	133

AIR TRAFFIC HUBS

December 31, 1984



LEGEND
 ● LARGE HUBS 25
 ○ MEDIUM HUBS 20
 ○ SMALL HUBS 10



INTRODUCTION

This edition presents the volume of revenue passenger, freight, express, and mail traffic handled by the Nation's large certificated route air carriers at each airport served by these airlines during the 12 months ending December 31, 1984. In addition, a presentation of aircraft departures is shown including detail by aircraft type for total departures performed in scheduled, nonscheduled, and all services.

Large certificated route air carriers hold Certificates of Public Convenience and Necessity issued by the Department of Transportation (DOT) authorizing the performance of scheduled air transportation. Large certificated air carriers operate aircraft with seating capacity of more than 60 seats or a maximum payload capacity of more than 18,000 pounds. Data for charter only, commuter, intra-state, and foreign-flag air carriers are not included in this publication.

SOURCE OF DATA

The data in this publication are compiled from information reported quarterly to the DOT by the certificated route air carriers on Schedule T-3(a)(b)(c), RSPA Form 41, Uniform System of Accounts and Reports for Large Certificated Air Carriers.

PRESENTATION OF DATA

The data in this publication are presented in seven tables. The first two tables contain summary data by type of operation and type of service for carrier groups and individual air carriers and summary figures by area, State, and Country. Tables 3, 4, and 5 show activity in air carrier system operations at large, medium, and small air traffic hubs. The last two tables in the publication present detailed statistics by community and airport. In addition, the last table has a presentation of total aircraft departures performed by specific aircraft type. In this table, an asterisk printed to the left of the aircraft designation denotes that the statistics shown relate to all-cargo service.

In Tables 6 and 7, each community is listed under the State in which it is located without regard to the location of the airport. Cincinnati, Ohio, for example, is shown under Ohio although the Greater Cincinnati Airport is located at Covington, Kentucky. An exception to this policy occurs in those cases where a hyphenated point shown in a Certificate of Public Convenience and Necessity is served by a single airport and a State line separates the communities named. In those cases the data are listed under the State in which the airport serving the communities is located. For example, Quincy, Illinois/Hannibal, Missouri, is a hyphenated point. Since the airport is located in Quincy, Illinois, the data for both communities are shown under that city and State. In this publication, some community groupings have been made in accordance with the Federal Aviation Administration's concept of the air traffic hub structure. In this regard, single certificated points or hyphenated points that are in Standard Metropolitan Statistical Areas (SMSA) are listed under the SMSA regardless of the way the CAB Certificate is written or of the location of the airport. (See AIR TRAFFIC HUBS.)

To facilitate the location of hyphenated and combined points, there is a list at the end of this section (page vii) which cross-references the cities so certificated.

CRITERIA FOR INCLUSION OF DATA

Data are included for only those online airports reported on Schedule T-3 at which aircraft departures were performed in scheduled service. Data for airports that are offline for the reporting carrier are excluded. These criteria of inclusion or exclusion are applied individually to each of the four quarterly reports comprising the source of these data.

AIR TRAFFIC HUBS

The air traffic hub structure was developed by the Federal Aviation Administration and is used to measure the concentration of all civil air traffic. The hub structure is Federal Aviation Administration's (FAA) principal operations control and the fundamental control for most of the FAA's economic and operations research procedures. Within this one medium are consolidated the social and economic factors that influence a community's ability to generate air carrier or general aviation traffic.

Air traffic hubs are not airports; they are the cities and Standard Metropolitan Statistical Areas requiring aviation services. An SMSA is a county that contains at least one city of 50,000 population, or twin cities with a combined population of at least 50,000, plus any contiguous counties that are metropolitan in character and have similar economic and social relationships. These metropolitan areas constitute a primary focal point for the transportation research program of the FAA, and the analyses of individual cities within an area are treated in relationship to the entire area. In those instances where two or more individually certificated communities are located in an SMSA, those communities are grouped under the SMSA definition throughout this publication.

Individual communities fall into four hub classifications as determined by each community's percentage of the total enplaned revenue passengers in all services and all operations of U.S. certificated route air carriers within the 50 States, the District of Columbia, and other U.S. areas designated by the Federal Aviation Administration. Table 6 contains the type of hub for each community; "L" (large), "M" (medium), "S" (small), and "N" (nonhub). Classifications in this issue are based on 327,771,002 total enplaned revenue passengers.

The percentage and number of enplaned passengers in the hub classifications for 12 months ending December 31, 1984 are:

Hub classification	Percent of total enplaned passengers	Number of enplaned passengers
Large (L)	1.00 or more	3,277,710 or more
Medium (M)	0.25 to 0.999	819,428 to 3,277,709
Small (S)	0.05 to 0.249	163,886 to 819,427
Nonhub (N)	less than 0.05	Less than 163,886

The geographic locations of the air traffic hubs are shown in the map on page iv and the airport activity of the hubs is summarized in Tables 3, 4, and 5.

The hub tables show that for the 12-month period ending December 31, 1984, there were 121 air traffic hubs. These hubs represented 29.4 percent of the 408 certificated points in the 50 States, the District of Columbia, and other U.S. areas receiving air carrier service during the period. The dominance of the hubs in the air traffic patterns is brought out by the fact that of the 327,771,002 passenger enplanements during the period, 97.4 percent (319,086,481) were recorded at the 121 hubs, while the nonhubs accounted for only 2.6 percent (8,684,521). Of the 97.4 percent of the passenger enplanements recorded at the hubs, the 26 large hubs accounted for 72.8 percent, the 36 medium hubs accounted for 17.8 percent, and the 59 small hubs accounted for 8.8 percent. Also in the hub tables (Tables 3, 4, and 5), the percentage relationship is shown of the total enplaned passengers at the individual airports serving the large, medium, and small hubs to total enplaned passengers (327,771,002) at all the airports used in the hub classification.

GENERAL NOTES

CARRIER DATA MISSING

This publication does not include complete yearly data for the following list of carriers due to: carriers inaugurating or suspending service; carriers failing to report required data; or small certificated air carriers being granted waivers from reporting the data. Small is defined as carriers operating aircraft with 60 seats or less or 18,000 pounds maximum all-cargo payload. The periods of data included for these carriers are indicated below.

<i>Carrier</i>	<i>Quarters Reported</i>
Aerial Transit	Sept. and Dec. 1984
American Int'l	Mar. and June 1984
Air Florida	Mar. 1984
Air One	Mar. and June 1984
Airpac	June, Sept. and Dec. 1984
Britt	Dec. 1984
Capitol	Mar., June and Dec. 1984
Emerald	Mar., June and Dec. 1984

Carrier

Horizon Air
Midway Express
Midwest Express
Total Air

Quarters Reported

Dec. 1984
Dec. 1984
Sept. and Dec. 1984
Dec. 1984

CHANGES IN REPORTING

Effective 1/1/76, the carriers began to report off-line activity in addition to on-line activity. On-line is defined as the point(s) a carrier is authorized to serve, while off-line is everything else. This additional reporting requirement, which basically affects the nonscheduled reporting, will have no material effect on the statistics reported in this publication, since it only includes statistics for the on-line points.

In certain cases it has been a practice of carriers to reflect certain technical stops and diversions associated with scheduled service as on-line operations. In such cases operations to these points will be reflected in the publication, whereas when such service is reported as off-line it is excluded.

CITY CROSS—REFERENCE LIST

*Cities not listed in
alphabetic order or
not specifically noted*

Anaheim, CA..... Los Angeles/Burbank/Long Beach/
Orange County
Ann Arbor, MI..... Detroit & Ann Arbor
Arcata, CA..... Eureka/Arcata
Ashland, KY..... Ashland/Huntington (Under West Virginia)
Ashland, WI..... Ironwood/Ashland (Under Michigan)
Auburn, ME..... Lewiston/Auburn
Barre, VT..... Montpelier/Barre
Battle Creek, MI..... Kalamazoo/Battle Creek
Bay City, MI..... Saginaw/Bay City/Midland
Beaufort, NC..... New Bern & Morehead City/Beaufort
Bethlehem, PA..... Allentown/Bethlehem/Easton
Biloxi, MS..... Gulfport/Biloxi
Bluefield, WV..... Princeton/Bluefield
Bonn, Germany..... Cologne/Dusseldorf/Bonn
Bradenton, FL..... Sarasota/Bradenton
Bridgeport, CT..... New Haven/Bridgeport
Bristol, VA..... Bristol/Kingsport/Johnson City
(Under Tennessee)
Burbank, CA..... Los Angeles/Burbank/Long Beach/
Orange County
Camden, AR..... El Dorado/Camden
Camden, NJ..... Philadelphia/Wilmington/Camden
(Under Pennsylvania)
Camp Lejeune, NC..... Jacksonville/Camp Lejeune
Canton, OH..... Akron/Canton
Charleston, IL..... Mattoon/Charleston
Chesapeake, VA..... Norfolk/Virginia Beach/Portsmouth/
Chesapeake
Clarkston, WA..... Lewiston/Clarkston (Under Idaho)
Clearwater, FL..... Tampa/St. Petersburg/Clearwater/
Lakeland
Clintonville, WI..... Green Bay/Clintonville
Cody, WY..... Lovell/Powell/Cody
Coffeyville, KS..... Independence/Coffeyville/Parsons
Concord, NH..... Manchester/Concord
Coos Bay, OR..... North Bend/Coos Bay
Corbin, KY..... London/Corbin
Corning, NY..... Elmira/Corning
Cortland, NY..... Ithaca/Cortland
Craig, CO..... Steamboat Springs/Hayden/Craig
Davenport, IA..... Moline/Davenport (Under Illinois)
Decatur, AL..... Huntville & Decatur
Delta, CO..... Montrose/Delta
Deming, NM..... Silver City/Hurley/Deming
Dunbar, WV..... Charleston/Dunbar
Durham, NC..... Raleigh/Durham
Dusseldorf, Germany..... Cologne/Dusseldorf/Bonn
Easton, PA..... Allentown/Bethlehem/Easton
Edinburg, TX..... Mission/McAllen/Edinburg
Endicott, NY..... Binghamton/Endicott/Johnson City
Fairmont, WV..... Clarksburg/Fairmont
Fall River, MA..... New Bedford/Fall River
Florence, AL..... Muscle Shoals/Florence/Sheffield/
Tuscumbia
Ft. Campbell, KY..... Clarksville/Ft. Campbell/Hopkinsville
(Under Tennessee)
Ft. Lauderdale, FL..... Miami/Ft. Lauderdale
Ft. Riley, KS..... Manhattan/Junction City/Ft. Riley
Fort Sill, OK..... Lawton/Fort Sill
Fort Worth, TX..... Dallas/Fort Worth
Frankfort, KY..... Lexington/Frankfort
Gladewater, TX..... Longview/Kilgore/Gladewater
Guyton, OK..... Liberal-Guyton (Under Kansas)

Included in:

*Cities not listed in
alphabetic order or
not specifically noted*

Hampton, VA..... Newport News/Hampton/Williamsburg/
Yorktown
Hannibal, MO..... Quincy/Hannibal (Under Illinois)
Harlingen, TX..... Brownsville/Harlingen/San Benito
Hattiesburg, MS..... Laurel/Hattiesburg
Hayden, CO..... Steamboat Springs/Hayden/Craig
Herrin, IL..... Marion/Herrin
Hibbing, MN..... Chisholm/Hibbing
High Point, NC..... Greensboro/High Point/Winston-Salem
Holloman AFB, NM..... Alamogordo/Holloman AFB
Hopkinsville, KY..... Clarksville/Ft. Campbell/Hopkinsville
(Under Tennessee)
Houghton, MI..... Hancock/Houghton
Houlton, ME..... Presque Isle/Houlton
Huntington, WV..... Ashland/Huntington
Hurley, NM..... Silver City/Hurley/Deming
Iowa City, IA..... Cedar Rapids/Iowa City
Janesville, WI..... Beloit/Janesville
Jefferson City, MO..... Columbia/Jefferson City
Johnson City, NY..... Binghamton/Endicott/Johnson City
Johnson City, TN..... Bristol/Kingsport/Johnson City
Junction City, KS..... Manhattan/Junction City/Ft. Riley
Kennewick, WA..... Pasco/Kennewick/Richland
Kilgore, TX..... Longview/Kilgore/Gladewater
Kingsford, MI..... Iron Mountain/Kingsford
Kingsport, TN..... Bristol/Kingsport/Johnson City
Lakeland, FL..... Tampa & St. Petersburg/Clearwater/
Lakeland
Lancaster, CA..... Palmdale/Lancaster
Land O'Lakes, WI..... Rhinelander/Land O'Lakes
Lander, WY..... Riverton/Lander
Lazy Bay, AK..... Alitak/Lazy Bay
Lewisburg, WV..... Greenbrier/White Sulphur Springs/
Lewisburg
Long Beach, CA..... Los Angeles/Burbank/Long Beach/
Orange County
Ludington, MI..... Manistee/Ludington
Mandan, ND..... Bismarck/Mandan
Marietta, OH..... Parkersburg/Marietta
(Under West Virginia)
Marinette, WI..... Marinette/Menominee (Under Michigan)
McAllen, TX..... Mission/McAllen/Edinburg
Menominee, MI..... Marinette/Menominee
Midland, MI..... Saginaw/Bay City/Midland
Monterey, CA..... Salinas/Monterey
Moorhead, MN..... Fargo/Moorhead (Under North Dakota)
Morehead City, NC..... New Bern & Morehead City/Beaufort
Moscow, ID..... Pullman/Moscow (Under Washington)
Moses Lake, WA..... Ephrata/Moses Lake
Niagara Falls, NY..... Buffalo & Niagara Falls
Oakland, CA..... San Francisco/Oakland
Odessa, TX..... Midland/Odessa
Orange County, CA..... Los Angeles/Burbank/Long Beach/
Orange County
Oxford, MS..... University/Oxford
Palm Beach, FL..... West Palm Beach/Palm Beach
Palm Springs, CA..... Indio/Palm Springs
Panama City, Canal Zone..... Balboa, Canal Zone & Panama City
Parsons, KS..... Independence/Coffeyville/Parsons
Pascagoula, MS..... Mobile/Pascagoula (Under Alabama)
Port Arthur, TX..... Beaumont/Port Arthur
Portsmouth, VA..... Norfolk/Virginia Beach/Portsmouth/
Chesapeake
Powell, WY..... Lovell/Powell/Cody
Prestwick, Scotland..... Glasgow/Prestwick

Included in:

*Cities not listed in
alphabetic order or
not specifically noted*

Redding, CA.....	Red Bluff/Redding
Redmond, OR.....	Bend/Redmond
Richland, WA.....	Pasco/Kennewick/Richland
Riverside, CA.....	Ontario & San Bernardino
Robertsfield, Liberia.....	Monrovia/Robertsfield
Rock Falls, IL.....	Sterling/Rock Falls
Rome, NY.....	Utica/Rome
Ruby Creek, AK.....	Bornite/Ruby Creek
St. Joseph, MI.....	Benton Harbor/St. Joseph
St. Paul, MN.....	Minneapolis/St. Paul
St. Petersburg, FL.....	Tampa/St. Petersburg/Clearwater & Lakeland
San Benito, TX.....	Brownsville/Harlingen/San Benito
San Bernardino, CA.....	Ontario & San Bernardino
Santa Ana, CA.....	Los Angeles/Burbank/Long Beach/ Orange County
Seaside, OR.....	Astoria/Seaside
Sheboygan, WI.....	Manitowoc/Sheboygan
Sheffield, AL.....	Muscle Shoals/Florence/Sheffield Tuscumbia
Sikeston, MO.....	Cape Girardeau/Sikeston
Spartanburg, SC.....	Greenville/Spartanbury
Springfield, MA.....	Hartford/Springfield/Westfield (Under Connecticut)
Stevens Point, WI.....	Wausau/Stevens Point
Superior, WI.....	Duluth/Superior (Under Minnesota)

Included in:

*Cities not listed in
alphabetic order or
not specifically noted*

Tacoma, WA.....	Seattle/Tacoma
Thomasville, GA.....	Moultrie/Thomasville
Tuscumbia, AL.....	Muscle Shoals/Florence/Sheffield Tuscumbia
Urbana, IL.....	Champaign/Urbana
Vicksburg, MS.....	Jackson/Vicksburg
Virginia Beach, VA.....	Norfolk/Virginia Beach/Portsmouth/ Chesapeake
Waterville, ME.....	Augusta/Waterville
Westfield, MA.....	Hartford/Springfield/Westfield (Under Connecticut)
Wheeling, WV.....	Pittsburgh/Wheeling (Under Pennsylvania)
White River Junction, VT.....	Lebanon/White River Junction (Under New Hampshire)
White Sulphur Springs, WV.....	Greenbrier/White Sulphur Springs/ Lewisburg
Wilkes-Barre, PA.....	Scranton/Wilkes-Barre
Williamsburg, VA.....	Newport News/Hampton/Williamsburg/ Yorktown
Wilmington, DE.....	Philadelphia/Wilmington/Camden (Under Pennsylvania)
Winston-Salem, NC.....	Greensboro/High Point/Winston-Salem
York, PA.....	Harrisburg/York
Yorktown, VA.....	Newport News/Hampton/Williamsburg/ Yorktown

Included in:

AIR CARRIER CODES

DECODING

Line No.	Codes arranged alphabetically, showing carrier name	
	Code	Carrier name
	(1)	(2)
1	AA	American Airlines, Inc.
2	AE ¹	Aerial Transit Company
3	AL	U.S. Air, Inc.
4	AQ	Aloha Airlines, Inc.
5	AS	Alaska Airlines, Inc.
6	BF	Markair, Inc.
7	BN	Braniff, Inc.
8	CB	Air One, Inc.
9	CC	Air Atlanta, Inc.
10	CO	Continental Air Lines, Inc.
11	CL	Capitol International, Inc.
12	DL	Delta Air Lines, Inc.
13	EA	Eastern Air Lines, Inc.
14	EZ	Evergreen International, Inc.
15	FF	Tower Air, Inc.
16	FH ¹	Frontier Horizon, Inc.
17	FL	Frontier Airlines, Inc.
18	FT	Flying Tiger Line Inc.
19	HA	Hawaiian Airlines, Inc.
20	HK	South Pacific Island Airway
21	HP	America West Airlines, Inc.
22	HU	Northern Air Cargo, Inc.
23	IW	Best Airlines, Inc.
24	JK	Sunworld International Airways, Inc.
25	JW	Arrow Air, Inc.
26	MC	Muse Air Corporation
27	ML	Midway Airlines, Inc.
28	NI	American International Airways, Inc.
29	NW	Northwest Airlines, Inc.
30	NY	New York Air, Inc.
31	OC	Air California, Inc.
32	OD	Emerald Airlines, Inc.
33	OZ	Ozark Air Lines, Inc.
34	PA	Pan American World Airways, Inc.
35	PE	People Express Airlines, Inc.
36	PI	Piedmont Aviation, Inc.
37	PS	Pacific Southwest Airlines, Inc.
38	QG	Sky West Aviation, Inc.
39	QH	Air Florida, Inc.
40	QS	Northeastern International Airways, Inc.
41	QX	Horizon Air
42	RC	Republic Airlines, Inc.
43	RI	Airpac, Inc.
44	RU	Britt Airways, Inc.
45	RV	Reeve Aleutian Airways, Inc.
46	SI	Jet America Airlines, Inc.
47	TA	Total Air*
48	TV	Transamerica Airlines, Inc.
49	TW	Trans World Airlines, Inc.
50	UA	United Air Lines, Inc.
51	UR	Empire Airlines, Inc.
52	VK ¹	Zantop International Airlines, Inc.
53	WA	Western Air Lines, Inc.
54	WC	Wien Air Alaska, Inc.
55	WN	Southwest Airlines Co.
56	WO	World Airways, Inc.
57	YX	Midwest Express Airlines, Inc.
58	ZO	Florida Express, Inc.
59	ZV	Air Midwest, Inc.
60	ZW	Air Wisconsin, Inc.
61	2M ¹	Midway Express Airlines, Inc.
62	3C	Challenge Air Transport, Inc.

ENCODING

Line No.	Carrier names arranged alphabetically, showing carrier code		
	Carrier name	Code	Carrier group*
	(1)	(2)	(3)
1	Aerial Transit Company	AE ¹	4
2	Air Atlanta, Inc.	CC	3
3	Air California, Inc.	OC	2
4	Air Florida, Inc.	QH	2
5	Air Midwest, Inc.	ZV	3
6	Air One, Inc.	CB	3
7	Airpac, Inc.	RI	4
8	Air Wisconsin, Inc.	ZW	3
9	Alaska Airlines, Inc.	AS	2
10	Aloha Airlines, Inc.	AQ	2
11	America West Airlines, Inc.	HP	3
12	American Airlines, Inc.	AA	1
13	American International Airways, Inc.	NI	3
14	Arrow Air, Inc.	JW	4
15	Best Airlines, Inc.	IW	4
16	Braniff, Inc.	BN	2
17	Britt Airways, Inc.	RU	3
18	Capitol International, Inc.	CL	2
19	Challenge Air Transport, Inc.	3C	4
20	Continental Air Lines, Inc.	CO	1
21	Delta Air Lines, Inc.	DL	1
22	Eastern Air Lines, Inc.	EA	1
23	Emerald Airlines, Inc.	OD	3
24	Empire Airlines, Inc.	UR	3
25	Evergreen International, Inc.	EZ	3
26	Florida Express, Inc.	ZO	3
27	Flying Tiger Line, Inc.	FT	2
28	Frontier Airlines, Inc.	FL	2
29	Frontier Horizon, Inc.	FH ¹	3
30	Hawaiian Airlines, Inc.	HA	2
31	Horizon Air	QX	3
32	Jet America Airlines, Inc.	SI	4
33	Markair, Inc.	BF	3
34	Midway Airlines, Inc.	ML	2
35	Midway Express Airlines, Inc.	2M ¹	3
36	Midwest Express Airlines, Inc.	YX	3
37	Muse Air Corporation	MC	3
38	New York Air, Inc.	NY	2
39	Northeastern International Airways, Inc.	QS	3
40	Northern Air Cargo, Inc.	HU	4
41	Northwest Airlines, Inc.	NW	1
42	Ozark Air Lines, Inc.	OZ	2
43	Pacific Southwest Airlines, Inc.	PS	2
44	Pan American World Airways, Inc.	PA	1
45	People Express Airlines, Inc.	PE	2
46	Piedmont Aviation, Inc.	PI	2
47	Reeve Aleutian Airways, Inc.	RV	3
48	Republic Airlines, Inc.	RC	1
49	Sky West Aviation, Inc.	QG	4
50	South Pacific Island Airway	HK	3
51	Southwest Airlines Co.	WN	2
52	Sunworld International Airlines, Inc.	JK	3
53	Total Air*	TA	4
54	Tower Air, Inc.	FF	3
55	Transamerica Airlines, Inc.	TV	2
56	Trans World Airlines, Inc.	TW	1
57	United Air Lines, Inc.	UA	1
58	U.S. Air, Inc.	AL	1
59	Western Air Lines, Inc.	WA	1
60	Wien Air Alaska, Inc.	WC	2
61	World Airways, Inc.	WO	2
62	Zantop International Airlines, Inc.	VK ¹	3

* In some tabulations in this publication, information is presented by carrier groups. Data shown in Table 1 for an individual carrier appear within the carrier groups. The key numbers below indicate the carrier group for the individual carriers in the above code list:

- | | |
|-------------|--------------------|
| 1. Major | 3. Large Regional |
| 2. National | 4. Medium Regional |

¹ Unofficial code for carrier.

AIRCRAFT TYPES

December 31, 1984

L i n e	Model	Manufacturer	Number of engines by power type					L i n e	Model	Manufacturer	Number of engines by power type				
			Turbo- fan	Turbo- jet	Turbo- prop	Turbo- shaft	Piston				Turbo- fan	Turbo- jet	Turbo- prop	Turbo- shaft	Piston
No.	(1)	(2)	(3)	(4)	(5)	(6)	(7)	No.	(1)	(2)	(3)	(4)	(5)	(6)	(7)
1	A-300B	Airbus Industrie	2					30	DC-8-63/F	Douglas	4				
2	BAE-146-1	British Aerospace	4					31	DC-8-71	Douglas	4				
3	BAE-146-2	British Aerospace	4					32	DC-8-73	Douglas	4				
4	BH-99	Beechcraft			3			33	DC-9-10/15F	Douglas	2				
5	B-707-300	Boeing		4				34	DC-9-30	Douglas	2				
6	B-707-300C	Boeing	4					35	DC-9-40	Douglas	2				
7	B-727-100	Boeing	3					36	DC-9-50	Douglas	2				
8	B-727-200	Boeing	3					37	DC-9-80	Douglas	2				
9	B-737-100/200	Boeing	2					38	DC-10-10	Douglas	3				
10	B-737-200C	Boeing	2					39	DC-10-30	Douglas	3				
11	B-737-300	Boeing	2					40	DC-10-30CF	Douglas	3				
12	B-747	Boeing	4					41	DC-10-40	Douglas	3				
13	B-747-200	Boeing	4					42	DHC-6	de Havilland			2		
14	B-747C/F	Boeing	4					43	Euro Airbus 3	Airbus Industrie	2				
15	B-747SP	Boeing	4					44	Falcon	Dassault	2				
16	B-757-200	Boeing	2					45	F-27	Fairchild			2		
17	B-767-200	Boeing	2					46	F-28-4000/600	Fairchild	2				
18	BAC-111-200	British Air Corp.	2					47	FH-227	Fairchild			2		
19	C-402/402A	Cessna					2	48	L-100-10/30	Lockheed			4		
20	C-411	Cessna					2	49	L-188 A/C	Lockheed			4		
21	CV-340/440	Convair					2	50	L-1011-100/200	Lockheed	3				
22	CV-580	Convair			2			51	L-1011-500 TR	Lockheed	3				
23	CV-640	Convair			2			52	Less 12,500 lbs.	' '					1 or 2
24	Dash-7	de Havilland			4			53	M-404	Martin					2
25	DC-8-60A	Douglas					4	54	Metro	Swearingen			2		
26	DC-8-10/20/30	Douglas		4				55	Unknown ¹	'					1
27	DC-8-50/F	Douglas	4					56	Unknown ²	'					2
28	DC-8-61	Douglas	4					57	VV-700	'					
29	DC-8-62	Douglas	4					58	YS-11	Nihon			2		

¹ Other two engine piston

aircraft departure. An aircraft takeoff made at an airport.

aircraft departures scheduled. The total number of departures scheduled to be made at an airport as set forth in the air carriers' published schedules.

aircraft type. A distinctive model of an aircraft as designated by the manufacturer.

airport. A landing area regularly used by aircraft for receiving or discharging passengers or cargo.

air traffic hub. Air traffic hubs are not airports; they are the cities and Standard Metropolitan Statistical Areas requiring aviation services. Communities fall into four classes as determined by each community's percentage of the total enplaned passengers in scheduled and nonscheduled service of the domestic certificated route air carriers in the 50 States, the District of Columbia, and other U.S. areas designated by the Federal Aviation Administration. Tables 3, 4, and 5, contain the type of hub for each community; "L" (large), "M" (medium), "S" (small), and "N" (non-hub).

all-cargo carrier. One of a class of air carriers holding Certificates of Public Convenience and Necessity, issued by the CAB, authorizing the performance of scheduled air freight, express, and mail transportation over specified routes, as well as the conduct of nonscheduled operations, which may include passengers.

all services. The total of scheduled and nonscheduled transport services.

cargo tons. The total of freight and express tons.

carrier group. A grouping of carriers certificated for essentially the same type of operation and having basically similar operating characteristics.

Certificate of Public Convenience and Necessity. A certificate issued to an air carrier under Section 401 of the Federal Aviation Act by the Civil Aeronautics Board authorizing the carrier to engage in air transportation.

certificated. Holding a currently valid Certificate of Public Convenience of Necessity.

certificated point. A city, place, or population center authorized to receive scheduled air service under a Certificate of Public Convenience and Necessity or under an exemption issued to an air carrier. (More than one community may be included in a certificated point, and a point may be served through more than one airport.)

certificated route air carrier. An air carrier holding a Certificate of Public Convenience and Necessity issued by the Civil Aeronautics Board to conduct scheduled services over specified routes. Certain nonscheduled or charter operations may also be conducted by these carriers.

community. A city, group of cities, or a Standard Metropolitan Statistical Area receiving scheduled air service by a certificated route air carrier.

departure. See "aircraft departure".

domestic operations. In general, operations within and between the 50 States of the United States and the District of Columbia. Includes domestic operations of the certificated trunk carriers, and the local service, helicopter, intra-Alaska, intra-Hawaii, domestic all-cargo, and other route carriers. In addition, any Canadian operations conducted on the domestic

GLOSSARY

route segments of U.S. air carriers are shown as domestic operations. Local service carriers' operations into Mexico, and the Bahamas, at this time, are shown as domestic operations.

enplaned passengers. The total number of revenue passengers boarding aircraft.

enplaned revenue tons of freight, express, U.S. mail, and foreign mail. The number of revenue tons of freight, express, U.S. and foreign mail loaded on an aircraft including originating and transfer tons. The tons of cargo and mail on aircraft entering a carrier's system on interchange flights are considered as enplanements at the interchange point and cargo and mail tons moving from one operation to another operation of the same carrier for which separate reports are required (reporting entity) by the CAB are considered as enplaning at the junction point.

express. Property transported by air under published air express tariffs filed with the Civil Aeronautics Board.

flight, extra section. A flight, conducted as an integral part of scheduled service, that has not been provided for in published schedules and is required for transportation of traffic that can not be accommodated on a regularly scheduled flight.

foreign mail. Mail transported from a point outside of the United States by U.S.-flag carriers for a foreign government.

freight. Property transported by air under published air freight tariffs filed with the Civil Aeronautics Board. (Excludes mail, express, and passenger baggage.)

FW 300-450 HP. Single engine fixed-wing aircraft types with 300 to 450 Maximum Except Takeoff horsepower.

FW Under 300 HP. Single engine fixed-wing aircraft types with less than 300 Maximum Except Takeoff horsepower.

helicopter carriers. Domestic certificated route air carriers primarily employing helicopter aircraft in their operations.

hub type. See "air traffic hub".

hyphenated point. Basically two or more neighboring communities which, in terms of authorization shown in a carrier's Certificate of Public Convenience and Necessity, are treated as a single community.

International operations. In general, operations outside territory of the United States, including operations between the United States and foreign countries and the United States and its territories or possessions. Includes both the combination passenger/cargo carriers and the all-cargo carriers engaged in international and territorial operations.

Intra-Alaska carriers. Certificated route air carriers conducting operations primarily within the State of Alaska.

Intra-Hawaii carriers. Certificated route air carriers conducting operations entirely within the State of Hawaii.

large air traffic hub. A community enplaning 1.00 percent or more of the total enplaned passengers in all services and all operations for all communities within the 50 States, the District of Columbia, and other U.S. areas designated by the Federal Aviation Administration. Also see "air traffic hub".

local service carriers. Certificated domestic route air carriers operating routes of lesser density between the smaller traffic centers and between those centers and principal centers.

medium air traffic hub. A community enplaning from 0.05 to 0.99 percent of the total enplaned passengers in all services and all operations for all communities within the 50 States, the District of Columbia, and other U.S. areas designated by the Federal Aviation Administration. Also see "air traffic hub".

nonhub. A community enplaning less than 0.05 percent of the total enplaned passengers in all services and all operations for all communities within the 50 States, the District of Columbia, and other U.S. areas designated by the Federal Aviation Administration. Also see "air traffic hub".

nonpriority U.S. mail. Mail transported by air on a space available basis.

nonscheduled service. Revenue flights that are not operated in regularly scheduled service such as charter flights.

offline airport. Installations maintained, or facilities used, by a certificated route air carrier for other than scheduled certificated air services.

online airport. Installations maintained, or facilities used, by a certificated route air carrier in conducting scheduled service.

other carriers. Carrier group comprised of Aspen Airways and Wright Air Lines.

other U.S. areas. Areas under U.S. jurisdiction, other than the 50 States and the District of Columbia, that are designated by the Federal Aviation Administration to be included in the base for air traffic hub classification computations.

percent of departures scheduled. The percent of the aircraft departures scheduled that were actually completed (performed) by the air carriers.

percent of enplanements. The percent that a community's enplaned passengers is of the total enplaned passengers in all services and all operations for all communities within the 50 States, the District of Columbia, and other U.S. areas designated by the Federal Aviation Administration. Also see "air traffic hub".

piston aircraft. An aircraft fitted with engines in which pistons, moving back and forth, work upon a crankshaft or other device to create rotational movement.

priority U.S. mail. Mail transported by air on a priority basis. Includes air mail, and may include first class mail.

reporting entity. A certificated route air carrier, or an operating division or segment of the air carrier, for which separate traffic reports are required to be filed with the Civil Aeronautics Board.

revenue. Pertaining to transport activities for which remuneration is received by the carrier.

revenue passenger. Person receiving air transportation from an air carrier for which remuneration is received by the carrier. Air carrier employees or others receiving air transportation against whom token service charges are levied are considered nonrevenue passengers. Infants for whom a token fare is charged are not counted as passengers.

scheduled aircraft departures completed. The total number of aircraft departures actually performed pursuant to published schedules at each airport. Scheduled departures performed do not include departures of flights operated as extra sections to scheduled flights.

scheduled service. Transport service operated over an air carrier's certificated routes, based on published flight schedules, including extra sections.

small air traffic hub. A community enplaning from 0.05 to 0.24 percent of the total enplaned passengers in all services and all operations for all communities within the 50 States, the District of Columbia, and other U.S. areas designated by the Federal Aviation Administration. Also see "air traffic hub".

standard metropolitan statistical area. A county that contains at least one city of 50,000 population, or twin cities with a combined population of at least 50,000, plus any contiguous counties that are metropolitan in character and have similar economic and social relationships.

total cargo and mail. The total number of enplaned revenue tons of freight, express, U.S. mail, and foreign mail.

total departures performed in all services. The total number of aircraft takeoffs made in scheduled and nonscheduled service.

total departures performed in nonscheduled service. The total number of aircraft takeoffs made in nonscheduled service.

total departures performed in scheduled service. The total number of aircraft takeoffs made in scheduled service including extra sections.

total operations. The total of all operations (domestic and international) performed by an air carrier.

total U.S. mail. The total number of enplaned revenue tons of priority and nonpriority U.S. mail.

trunk carriers. This group of carriers operates primarily within and between the 50 States of the United States over routes serving primarily the larger communities.

turbofan aircraft. Aircraft propelled by a turbojet engine whose thrust has been increased by the addition of a low-pressure compressor (fan). The turbofan engine can have an oversized low-pressure compressor at the front with part of the flow by-passing the rest of the engine (front-fan or forward-fan) or it can have a separate fan driven by a turbine stage (aft-fan).

turbojet aircraft. Aircraft propelled by jet engines incorporating a turbine-driven air compressor to take in and compress the air for the combustion of fuel, the gases of combustion (or the heated air) being used both to rotate the turbine and to create a thrust-producing jet.

turboprop aircraft. Aircraft in which the main propulsive force is supplied by a conventional propeller driven by a gas turbine. Additional propulsive force may be supplied from the discharged turbine exhaust gas.

turboshift helicopter. A helicopter powered by one or more gas turbine engines.

type of operation. Airport activity in domestic, international, or total (system) operations.

type of service. Airport activity in scheduled, nonscheduled, or all services.

unknown aircraft type. Single or two engine piston aircraft used by Wien Air Alaska, Inc. in its intra-Alaskan operation.

Note: The terms in this Glossary are defined as they pertain to this publication.

TABLE I.
SUMMARY OF AIRCRAFT DEPARTURES, ENPLANED REVENUE PASSENGERS, AND ENPLANED REVENUE TONS OF CARGO AND MAIL BY TYPE OF OPERATION, BY TYPE OF SERVICE, BY CARRIER GROUP, AND BY AIR CARRIER
12 MONTHS ENDING DECEMBER 31, 1964

Line No.	Carrier Group Air Carrier Type of Operation Type of Service	Aircraft departures			Enplaned passengers	Enplaned revenue tons				
		Total performed	Scheduled	Scheduled completed		Freight	Express	U.S. Mail		Foreign mail
								Priority	Nonpriority	
No.	1	2	3	4	5	6	7	8	9	10
1	MAJORS-----									
2	AMERICAN									
3	DOMESTIC-----									
4	SCHEDULED	381492	386362	381124	32370159	291729.54		100419.42	55149.93	
5	NON SCHEDULED	34			3053			5.00		
6	ALL SERVICES	381526	386362	381124	32373212	291729.54		100424.42	55149.93	
7	INTERNATIONAL-----									
8	SCHEDULED	17779	17871	17572	1753508	26028.14		1437.98	7.88	
9	NON SCHEDULED									
10	ALL SERVICES	17779	17871	17572	1753508	26028.14		1437.98	7.88	
11	TOTAL-----	399271	404233	398696	34123667	317757.68		101857.40	55157.81	
12	NON SCHEDULED	34			3053			5.00		
13	ALL SERVICES	399305	404233	398696	34126720	317757.68		101862.40	55157.81	
14	CONTINENTAL									
15	DOMESTIC-----									
16	SCHEDULED	128816	129975	128200	9938554	64237.41	455.67	17432.23	1530.81	3.30
17	NON SCHEDULED	20			626					
18	ALL SERVICES	128836	129975	128200	9939180	64237.41	455.67	17432.23	1530.81	3.30
19	INTERNATIONAL-----									
20	SCHEDULED	15953	15881	15721	1175427	14148.61	2.27	2473.88	3.47	468.05
21	NON SCHEDULED									
22	ALL SERVICES	144769	145856	143921	11113981	78386.02	457.94	19906.11	1534.28	471.35
23	TOTAL-----	144769	145856	143921	11113981	78386.02	457.94	19906.11	1534.28	471.35
24	NON SCHEDULED									
25	ALL SERVICES	144769	145856	143921	11114637	78386.02	457.94	19906.11	1534.28	471.35
26	DELTA									
27	DOMESTIC-----									
28	SCHEDULED	515371	517907	514140	36520071	217992.79	13767.81	161611.92		.43
29	NON SCHEDULED	379			19774					
30	ALL SERVICES	515750	517907	514140	36539845	217992.79	13767.81	161611.92		.43
31	INTERNATIONAL-----									
32	SCHEDULED	4518	4518	4479	870886	13945.48		706.13		506.64
33	NON SCHEDULED	2			457					
34	ALL SERVICES	4520	4518	4479	821343	13945.48		706.13		506.64
35	TOTAL-----	519839	522425	518619	37340957	231938.27	13767.81	162318.05		507.07
36	NON SCHEDULED	381			20231					
37	ALL SERVICES	520720	522425	518619	37361188	231938.27	13767.81	162318.05		507.07
38	EASTERN									
39	DOMESTIC-----									
40	SCHEDULED	507105	509515	501175	35093964	201117.10	12602.38	122009.16	16583.89	
41	NON SCHEDULED	347			22393					
42	ALL SERVICES	507452	509515	501175	35116357	201117.10	12602.38	122009.16	16583.89	
43	INTERNATIONAL-----									
44	SCHEDULED	30871	31163	30695	2986993	28466.00	415.53	4973.23	237.42	.32
45	NON SCHEDULED	42			19103					
46	ALL SERVICES	30932	31163	30695	2997096	28466.00	415.53	4973.23	237.42	.32
47	TOTAL-----	537976	540678	531870	38080957	229583.10	13017.91	126982.39	16821.31	.32
48	NON SCHEDULED	408			32496					
49	ALL SERVICES	538384	540678	531870	38113453	229583.10	13017.91	126982.39	16821.31	.32
50	NORTHWEST									
51	DOMESTIC-----									
52	SCHEDULED	152535	155236	152118	10460643	202624.93	391.57	46384.82	18874.84	988.28
53	NON SCHEDULED	253			80717					
54	ALL SERVICES	152788	155236	152118	10521360	202624.93	391.57	46384.82	18874.84	988.28
55	INTERNATIONAL-----									
56	SCHEDULED	15855	15764	15452	2754841	145955.88		11971.06	5828.84	2781.66
57	NON SCHEDULED	24			794	84.85				
58	ALL SERVICES	15879	15764	15452	2755635	146800.73		11971.06	5828.84	2781.66
59	TOTAL-----	168190	171000	167570	13215484	348580.81	391.57	58355.88	28703.68	3769.94
60	NON SCHEDULED	277			61511	84.85				
61	ALL SERVICES	168467	171000	167570	13276995	349425.66	391.57	58355.88	28703.68	3769.94
62	PAN AMERICAN									
63	DOMESTIC-----									
64	SCHEDULED	70076	71999	69843	5683738	55083.69	8.98	21992.35	1075.75	31.88
65	NON SCHEDULED	135			12971					
66	ALL SERVICES	70211	71999	69843	5696709	55083.69	8.98	21992.35	1075.75	31.88
67	INTERNATIONAL-----									
68	SCHEDULED	72903	72274	70796	8229325	149665.57		30036.52	8120.67	11263.64
69	NON SCHEDULED	1175			124196	455.71				
70	ALL SERVICES	74078	72274	70796	8353521	150121.28		30036.52	8120.67	11263.64
71	TOTAL-----	142979	144273	140639	13913063	204746.26	9.09	52028.87	9196.42	11295.52
72	NON SCHEDULED	1310			137167	455.71				
73	ALL SERVICES	142899	144273	140639	14050230	205204.97	9.09	52028.87	9196.42	11295.52
74	REPUBLIC									
75	DOMESTIC-----									
76	SCHEDULED	406527	411299	403348	1517175	83465.95	2798.62	48587.53	1268.51	
77	NON SCHEDULED	1190			65506	1.51				
78	ALL SERVICES	407717	411299	403348	15242681	83467.46	2798.62	48587.53	1268.51	
79	TWA									
80	DOMESTIC-----									
81	SCHEDULED	189420	192339	188815	14908369	97571.49	852.43	74872.91	28738.87	.06
82	NON SCHEDULED	36			3393					
83	ALL SERVICES	189456	192339	188815	14911762	97571.49	852.43	74872.91	28738.87	.06
84	INTERNATIONAL-----									
85	SCHEDULED	18659	18780	18499	3577795	69300.22		18010.69	4057.70	578.40
86	NON SCHEDULED	4			306					
87	ALL SERVICES	18663	18780	18499	3578101	69300.22		18010.69	4057.70	578.40
88	TOTAL-----	208079	211319	207304	14846164	166871.71	852.43	92883.60	32836.57	578.46
89	NON SCHEDULED	40			3899					
90	ALL SERVICES	208119	211319	207304	14849963	166871.71	852.43	92883.60	32836.57	578.46
91	UNITED									
92	DOMESTIC-----									
93	SCHEDULED	534975	544932	533164	4076455	313143.33	13090.09	183373.95	62122.40	6.22
94	NON SCHEDULED	3732			260078	54.06				
95	ALL SERVICES	538707	548932	533164	41025333	313197.39	13090.09	183373.95	62122.40	6.22
96	INTERNATIONAL-----									
97	SCHEDULED	1435	1460	1406	245623	8300.66	.43			694.99
98	NON SCHEDULED	2			858					
99	ALL SERVICES	1437	1460	1406	246481	8300.66	.43			694.99
100	TOTAL-----	536410	550392	534568	41010078	321443.99	13090.52	183373.95	62122.40	701.21
101	NON SCHEDULED	3732			261736	54.06				
102	ALL SERVICES	540142	550392	534568	41271814	321498.05	13090.52	183373.95	62122.40	701.21
103	US AIR									
104	DOMESTIC-----									
105	SCHEDULED	132405	334952	132068	17046890	23985.41	1867.43	62838.56		
106	NON SCHEDULED	3426			198382					
107	ALL SERVICES	335831	338952	332068	17245272	23985.41	1867.43	62838.56		

TABLE 1.
SUMMARY OF AIRCRAFT DEPARTURES, ENPLANED REVENUE PASSENGERS, AND ENPLANED REVENUE TONS OF CARGO AND MAIL BY TYPE OF OPERATION, BY TYPE OF SERVICE, BY CARRIER GROUP, AND BY AIR CARRIER
12 MONTHS ENDING DECEMBER 31, 1964

Line No.	Carrier Group Air Carrier Type of Operation Type of Service	Aircraft departures			Enplaned passengers	Enplaned revenue tons				
		Total performed	Scheduled	Scheduled completed		Freight	Express	U.S. Mail		Foreign mail
								Priority	Nonpriority	
No.	1	2	3	4	5	6	7	8	9	10
1	WESTERN									
2	DOMESTIC-----SCHEDULED	151855	152997	151441	10186466	75371.06	5269.29	29849.71	10285.50	
3	NONSCHEDULED	122			9387					
4	ALL SERVICES	151977	152997	151441	10195853	75371.06	5269.29	29849.71	10285.50	
5										
6	INTERNATIONAL-----SCHEDULED	4172	4172	4125	452163	2156.06	94.00	309.49	19.34	
7	NONSCHEDULED	1			75					
8	ALL SERVICES	4173	4172	4125	452238	2156.06	94.00	309.49	19.34	
9										
10	TOTAL-----SCHEDULED	156027	157169	155566	10638629	77527.12	5363.29	30159.20	10304.84	
11	NONSCHEDULED	123			942					
12	ALL SERVICES	156150	157169	155566	10648091	77527.12	5363.29	30159.20	10304.84	
13										
14	TOTAL MAJOR									
15	DOMESTIC-----SCHEDULED	3370527	3415513	3355436	228150484	1626322.70	51104.27	869372.56	195630.50	1030.17
16	NONSCHEDULED	9672			657000	55.57		5.00		
17	ALL SERVICES	3380199	3415513	3355436	22880746	1626378.27	51104.27	869377.56	195630.50	1030.17
18										
19	INTERNATIONAL-----SCHEDULED	182145	181883	178733	21996561	457966.62	512.34	69918.98	22315.32	16293.70
20	NONSCHEDULED	1249			136789	1300.56				
21	ALL SERVICES	183414	181883	178733	22133350	459267.18	512.34	69918.98	22315.32	16293.70
22										
23	TOTAL-----SCHEDULED	3552672	3597396	3534169	250147045	2084289.32	51616.61	639291.54	217945.82	17323.87
24	NONSCHEDULED	10941			793849	1356.13		5.00		
25	ALL SERVICES	3563613	3597396	3534169	250940914	2085645.45	51616.61	639296.54	217945.82	17323.87
26										
27	NATIONALS-----									
28										
29	AIR CALIFORNIA									
30	DOMESTIC-----SCHEDULED	70386	72927	69462	3989867	4379.50	61.70	2045.66		
31	NONSCHEDULED	392			3745					
32	ALL SERVICES	70778	72927	69462	4027312	4379.50	61.70	2045.66		
33										
34	AIR FLORIDA									
35	DOMESTIC-----SCHEDULED	6024	6408	5864	297232	16.87	.79	115.54		
36	NONSCHEDULED	3								
37	ALL SERVICES	6027	6408	5864	297232	16.87	.79	115.54		
38										
39	INTERNATIONAL-----SCHEDULED	3350	3388	3248	154940	252.47	2.27	97.45		
40	NONSCHEDULED	37			3281					
41	ALL SERVICES	3387	3388	3248	158221	252.47	2.27	97.45		
42										
43	TOTAL-----SCHEDULED	9374	9796	9112	452172	269.34	3.06	213.01		
44	NONSCHEDULED	40			3281					
45	ALL SERVICES	9414	9796	9112	455453	269.34	3.06	213.01		
46										
47	ALASKA									
48	DOMESTIC-----SCHEDULED	55543	55710	54296	2543242	30715.72		11158.37	4583.05	
49	NONSCHEDULED	79			5261	30.76				
50	ALL SERVICES	55622	55710	54296	2548503	30746.48		11158.37	4583.05	
51										
52	ALOHA									
53	DOMESTIC-----SCHEDULED	38394	38555	37637	2343434	7972.34	.14	3265.00	809.65	1.65
54	NONSCHEDULED				317					
55	ALL SERVICES	38394	38555	37637	2343751	7972.34	.14	3265.00	809.65	1.65
56										
57	INTERNATIONAL-----SCHEDULED	310	310	308	20696	1228.80	.14	477.32	32.43	1.65
58										
59	TOTAL-----SCHEDULED	38704	38873	37945	2364130	9201.14	.28	3742.32	842.08	3.30
60	NONSCHEDULED				317					
61	ALL SERVICES	38704	38873	37945	2364447	9201.14	.28	3742.32	842.08	3.30
62										
63	BRANIFF									
64	DOMESTIC-----SCHEDULED	39392	39450	39248	2176375	2410.69	.61	3189.24		
65	NONSCHEDULED	296			22722					
66	ALL SERVICES	39688	39450	39248	2199097	2410.69	.61	3189.24		
67										
68	CAPITOL									
69	DOMESTIC-----SCHEDULED	3644	4058	3635	510728	1950.00		236.90		
70	NONSCHEDULED	45			10064	37.50				
71	ALL SERVICES	3689	4058	3635	520792	1987.50		236.90		
72										
73	INTERNATIONAL-----SCHEDULED	2128	2292	2112	269516	1569.00		220.90		
74	NONSCHEDULED	92			17905					
75	ALL SERVICES	2220	2292	2112	287421	1569.00		220.90		
76										
77	TOTAL-----SCHEDULED	5772	6350	5747	780244	3499.00		457.80		
78	NONSCHEDULED	137			2769	37.50				
79	ALL SERVICES	5909	6350	5747	808213	3536.50		457.80		
80										
81	FLYING TIGER									
82	DOMESTIC-----SCHEDULED	18678	19480	17334	599334.31			18006.47	5183.68	
83	NONSCHEDULED	8			329.67					
84	ALL SERVICES	18686	19480	17334	599663.98			18006.47	5183.68	
85										
86	INTERNATIONAL-----SCHEDULED	8392	8122	7216	491112.48			14548.82	12943.48	
87	NONSCHEDULED	86			28819	2957.99				
88	ALL SERVICES	8478	8122	7216	520019	493670.47		14548.82	12943.48	
89										
90	TOTAL-----SCHEDULED	27070	27602	24550	1090466.79			33346.49	18047.16	
91	NONSCHEDULED	94			28819	2878.64				
92	ALL SERVICES	27164	27602	24550	20819	1093345.45		33346.49	18047.16	
93										
94	FRONTIER									
95	DOMESTIC-----SCHEDULED	140335	142802	140205	7056996	14367.99	1643.18	19034.47		
96	NONSCHEDULED	4			871					
97	ALL SERVICES	140341	142802	140205	7057867	14367.99	1643.18	19034.47		
98										
99	HAWAIIAN									
100	DOMESTIC-----SCHEDULED	46225	50563	41571	3019676	11445.11		1842.84	652.28	
101	NONSCHEDULED	1429			19567					
102	ALL SERVICES	47654	50563	41571	3121343	11445.11		1842.84	652.28	
103										
104	HIGWAY									
105	DOMESTIC-----SCHEDULED	38086	38799	38086	1463783					
106	NONSCHEDULED	62			4573					
107	ALL SERVICES	38148	38799	38086	1468356					
108										
109	NEW YORK AIR									
110	DOMESTIC-----SCHEDULED	49532	46899	49442	2792824	23.00				
111	NONSCHEDULED	4			271					
112	ALL SERVICES	49536	46899	49442	2793097	23.00				

TABLE I
SUMMARY OF AIRCRAFT DEPARTURES, ENPLAINED REVENUE PASSENGERS, AND ENPLAINED REVENUE TONS OF CARGO AND MAIL BY TYPE OF OPERATION, BY TYPE OF SERVICE, BY CARRIER GROUP, AND BY AIR CARRIER
12 MONTHS ENDING DECEMBER 31, 1964

Line No.	Carrier Group Air Carrier Type of Operation Type of Service	Aircraft departures			Enplained passengers	Enplained revenue tons				
		Total performed	Scheduled	Scheduled completed		Freight	Express	U.S. Mail		Foreign mail
								Priority	Nonpriority	
1	2	3	4	5	6	7	8	9	10	
1	OZARK									
2	DOMESTIC-----SCHEDULED	109482	111262	109090	4968569	10961.22	542.28	15316.13	1.08	
3	NONSCHEDULED	1619			65136	94.84		.01		
4	ALL SERVICES	111101	111262	109090	5013705	11056.06	542.28	15316.14	1.08	
5										
6	PACIFIC SOUTHWEST									
7	DOMESTIC-----SCHEDULED	108929	109983	108361	7829984	11588.91		9549.77		
8	NONSCHEDULED	234			30991					
9	ALL SERVICES	109163	109983	108361	7860975	11588.91		9549.77		
10										
11	PEOPLE EXPRESS									
12	DOMESTIC-----SCHEDULED	111735	115850	111125	11399066	4483.95				
13	INTERNATIONAL-----SCHEDULED	778	778	778	331751	2513.95				
14	TOTAL-----SCHEDULED	112513	116628	111903	11730817	6997.90				
15										
16	PIEDMONT									
17	DOMESTIC-----SCHEDULED	269847	272614	269139	14273687	3378.54	1153.68	42913.63		
18	NONSCHEDULED	758			19855					
19	ALL SERVICES	270605	272614	269139	14293542	3378.54	1153.68	42913.63		
20										
21	SOUTHWEST									
22	DOMESTIC-----SCHEDULED	200131	202392	200124	12051999					
23	NONSCHEDULED	62			7475					
24	ALL SERVICES	200193	202392	200124	12059474					
25										
26	TRANSAMERICA									
27	DOMESTIC-----SCHEDULED	333	328	309	98679	1309.10		1.00		
28	NONSCHEDULED	368			77631	1785.40				
29	ALL SERVICES	701	328	309	176310	3094.50		1.00		
30										
31	INTERNATIONAL-----SCHEDULED	251	260	202	58067	98.40			4.60	3.60
32	TOTAL-----SCHEDULED	584	588	511	156746	1407.50		1.00	4.60	3.60
33	NONSCHEDULED	368			77631	1785.40				
34	ALL SERVICES	952	588	511	234377	3192.90		1.00	4.60	3.60
35										
36	WIEN									
37	DOMESTIC-----SCHEDULED	27510	28036	25176	1012969	13817.57		3386.92	8080.90	
38	NONSCHEDULED	29			2001					
39	ALL SERVICES	27539	28036	25176	1014970	13817.57		3386.92	8080.90	
40										
41	WORLD									
42	DOMESTIC-----SCHEDULED	7288	7429	7137	1179493	18999.00		2829.00		
43	NONSCHEDULED	1			339					
44	ALL SERVICES	7289	7429	7137	1179832	18999.00		2829.00		
45										
46	INTERNATIONAL-----SCHEDULED	1356	1391	1316	217911	3163.00	33.00	1752.00		
47	NONSCHEDULED	99			33649	21.00				
48	ALL SERVICES	1455	1391	1316	251560	3184.00	33.00	1752.00		
49										
50	TOTAL-----SCHEDULED	9644	8820	8453	1397404	21762.00	33.00	4581.00		
51	NONSCHEDULED	100			33988	21.00				
52	ALL SERVICES	8744	8820	8453	1431392	21783.00	33.00	4581.00		
53										
54	TOTAL - NATIONALS									
55	DOMESTIC-----SCHEDULED	1336994	1363485	1323221	78986805	727333.82	3402.38	133690.16	19230.56	1.65
56	NONSCHEDULED	5391			390819	2269.17		.01		
57	ALL SERVICES	1342385	1363485	1323221	79377624	729602.99	3402.38	133690.17	19230.56	1.65
58										
59	INTERNATIONAL-----SCHEDULED	16545	16549	15180	1052881	499918.10	35.41	17087.69	12980.51	5.25
60	NONSCHEDULED	314			75654	2578.99				
61	ALL SERVICES	16879	16549	15180	1128535	502497.09	35.41	17087.69	12980.51	5.25
62										
63	TOTAL-----SCHEDULED	1353559	1380034	1338401	80037686	1227251.92	3437.79	150777.85	32211.07	6.90
64	NONSCHEDULED	5705			466473	4868.16		.01		
65	ALL SERVICES	1359264	1380034	1338401	80504159	1232100.08	3437.79	150777.86	32211.07	6.90
66										
67	LARGE REGIONALS-----									
68										
69	AIR ATLANTA									
70	DOMESTIC-----SCHEDULED	6328	6597	6257	128368			11.83		
71	NONSCHEDULED	32			2816					
72	ALL SERVICES	6360	6597	6257	131184			11.83		
73										
74	AIR MIDWEST									
75	DOMESTIC-----SCHEDULED	8766	9356	87148	475552	1188.37	121.26	181.78		
76	NONSCHEDULED	31			163					
77	ALL SERVICES	8797	9356	87148	475715	1188.37	121.26	181.78		
78										
79	AIR ONE									
80	DOMESTIC-----SCHEDULED	5018	5213	5018	153454					
81	NONSCHEDULED	75			8780					
82	ALL SERVICES	5093	5213	5018	162234					
83										
84	AIR WISCONSIN									
85	DOMESTIC-----SCHEDULED	5782	60124	57914	694794	1029.00		464.00		
86	NONSCHEDULED	3			110					
87	ALL SERVICES	5785	60124	57914	694904	1029.00		464.00		
88										
89	AMERICA WEST									
90	DOMESTIC-----SCHEDULED	43030	43170	42824	2397953	126.03				
91										
92	AMERICAN INT'L									
93	DOMESTIC-----SCHEDULED	7229	7487	7105	531549					
94	NONSCHEDULED	16			789					
95	ALL SERVICES	7245	7487	7105	532338					
96										
97	ARRON									
98	DOMESTIC-----SCHEDULED	2479	2581	2581	408638	6911.10				
99	NONSCHEDULED	417			69243	3080.50				
100	ALL SERVICES	2896	2581	2581	477881	9991.60				
101										
102	INTERNATIONAL-----SCHEDULED	282	289	288	19448	1085.50				
103	NONSCHEDULED	636			82225	5285.60				
104	ALL SERVICES	918	289	288	97773	6351.10				
105										
106	TOTAL-----SCHEDULED	2741	2870	2869	424386	7976.60				
107	NONSCHEDULED	1093			151468	8384.10				
108	ALL SERVICES	3814	2870	2869	575774	16360.70				
109										
110										
111										
112										

TABLE 1.
SUMMARY OF AIRCRAFT DEPARTURES, ENPLANED REVENUE PASSENGERS, AND ENPLANED REVENUE TONS OF CARGO AND MAIL BY TYPE OF OPERATION, BY TYPE OF SERVICE, BY CARRIER GROUP, AND BY AIR CARRIER
12 MONTHS ENDING DECEMBER 31, 1964

Line No.	Carrier Group Air Carrier Type of Operation Type of Service	Aircraft departures			Enplaned passengers	Enplaned revenue tons				
		Total performed	Scheduled	Scheduled completed		Freight	Express	U.S. Mail		Foreign mail
								Priority	Nonpriority	
1		2	3	4	5	6	7	8	9	10
1	BRITISH DOMESTIC-----SCHEDULED	30313	31683	30313	308558	227.60				
4	EMERALD DOMESTIC-----SCHEDULED	9276	9990	9276	230209	108.10		18.90		
5	EMERALD DOMESTIC-----NONSCHEDULED	29				48.10				
6	EMERALD DOMESTIC-----ALL SERVICES	9305	9990	9276	230209	156.20		18.90		
10	EMPIRE DOMESTIC-----SCHEDULED	51140	52485	50788	1070611	263.19	159.07	214.72		
11	EMPIRE DOMESTIC-----NONSCHEDULED	287			5561					
12	EMPIRE DOMESTIC-----ALL SERVICES	51427	52485	50788	1076172	263.19	159.07	214.72		
14	EVROGAFEN DOMESTIC-----SCHEDULED	1612	1604	1604		16463.00				
15	EVROGAFEN DOMESTIC-----NONSCHEDULED	2402				24823.39				
16	EVROGAFEN DOMESTIC-----ALL SERVICES	4014	1604	1604		41286.39				
19	FLORIDA EXPRESS DOMESTIC-----SCHEDULED	8976	9297	8968	363904					
21	FRONTIER HORIZON DOMESTIC-----SCHEDULED	7623	7691	7620	506864	702.79		510.30		
22	FRONTIER HORIZON DOMESTIC-----NONSCHEDULED	8			218					
23	FRONTIER HORIZON DOMESTIC-----ALL SERVICES	7631	7691	7620	507082	702.79		510.30		
27	HORIZON DOMESTIC-----SCHEDULED	20735	21349	20708	225124	365.24		119.23	119.24	
29	JET AMERICA DOMESTIC-----SCHEDULED	7416	7536	7411	581500	2701.90	78.30	168.90		
30	JET AMERICA DOMESTIC-----NONSCHEDULED	349			48840					
31	JET AMERICA DOMESTIC-----ALL SERVICES	7765	7536	7411	630340	2701.90	78.30	168.90		
33	MARKAIR DOMESTIC-----SCHEDULED	13410	14771	13037	158895	15068.00		4102.00	12500.00	
36	MIDWAY EXPRESS DOMESTIC-----SCHEDULED	2660	2768	2660	103867					
37	MIDWAY EXPRESS DOMESTIC-----NONSCHEDULED	7			896					
38	MIDWAY EXPRESS DOMESTIC-----ALL SERVICES	2667	2768	2660	104763					
43	MIDWEST EXPRESS DOMESTIC-----SCHEDULED	2032	2075	2032	23240					
46	MUSE DOMESTIC-----SCHEDULED	35390	36063	35355	1979950	416.00				
47	MUSE DOMESTIC-----NONSCHEDULED	11			1514					
48	MUSE DOMESTIC-----ALL SERVICES	35401	36063	35355	1981464	416.00				
51	NORTHEASTERN DOMESTIC-----SCHEDULED	18935	19154	18910	1654751	1984.69		452.46	3.60	
52	NORTHEASTERN DOMESTIC-----NONSCHEDULED	584			76889					
53	NORTHEASTERN DOMESTIC-----ALL SERVICES	19519	19154	18910	1731640	1984.69		452.46	3.60	
56	REFEVE DOMESTIC-----SCHEDULED	3781	3908	3742	50621	2084.92		3729.78		
57	REFEVE DOMESTIC-----NONSCHEDULED	297			3551	329.11		5.98		
58	REFEVE DOMESTIC-----ALL SERVICES	4078	3908	3742	54172	2414.03		3735.76		
61	SOUTH PACIFIC INTERNATIONAL-----SCHEDULED	14121	14102	14102	202345	1363.03		1241.88		38.03
62	SOUTH PACIFIC INTERNATIONAL-----NONSCHEDULED	15			1661					
63	SOUTH PACIFIC INTERNATIONAL-----ALL SERVICES	14136	14102	14102	204006	1363.03		1241.88		38.03
66	SUNWORLD DOMESTIC-----SCHEDULED	7967	8030	7944	323680		8.00	35.00	17.00	
67	SUNWORLD DOMESTIC-----NONSCHEDULED	10			528					
68	SUNWORLD DOMESTIC-----ALL SERVICES	7977	8030	7944	324208		8.00	35.00	17.00	
71	TOWER INTERNATIONAL-----SCHEDULED	352	352	352	79531	307.84		42.42		
72	TOWER INTERNATIONAL-----NONSCHEDULED	7782			52014					
73	TOWER INTERNATIONAL-----ALL SERVICES	8134	352	352	131545	307.84		42.42		
76	ZANTOP DOMESTIC-----SCHEDULED	17825	8481	8476		111408.00				
77	ZANTOP DOMESTIC-----NONSCHEDULED	138				1643.00				
78	ZANTOP DOMESTIC-----ALL SERVICES	17963	8481	8476		113051.00				
81	TOTAL, LARGE REGIONALS DOMESTIC-----SCHEDULED	449017	455593	437691	12372102	161047.93	366.63	10008.90	12639.74	
82	TOTAL, LARGE REGIONALS DOMESTIC-----NONSCHEDULED	4694			218898	29924.10		5.98		
83	TOTAL, LARGE REGIONALS DOMESTIC-----ALL SERVICES	453713	455593	437691	12592000	190972.03	366.63	10014.88	12635.74	
86	INTERNATIONAL-----SCHEDULED	14755	14743	14742	297524	2736.37		1284.30		38.03
87	INTERNATIONAL-----NONSCHEDULED	8433			135900	5285.60				
88	INTERNATIONAL-----ALL SERVICES	23188	14743	14742	433424	8021.97		1284.30		38.03
90	TOTAL-----SCHEDULED	463772	470336	452433	12669826	163784.30	366.63	11293.20	12639.74	38.03
91	TOTAL-----NONSCHEDULED	13129			355798	35204.70		5.98		
92	TOTAL-----ALL SERVICES	476901	470336	452433	13025624	198994.00	366.63	11299.18	12639.74	38.03
93	MEDIUM REGIONALS-----									
96	AIR MAIL TRANSIT DOMESTIC-----SCHEDULED	21	21	21		199.40				
99	AIRPAC DOMESTIC-----SCHEDULED	2730	3280	2649	32058					
100	AIRPAC DOMESTIC-----NONSCHEDULED	26			312					
101	AIRPAC DOMESTIC-----ALL SERVICES	2756	3280	2649	32370					
103	BEST DOMESTIC-----SCHEDULED	4850	5054	4850	86654					
104	CHALLENGE INTERNATIONAL-----SCHEDULED	45	45	45		984.00				

TABLE 1.
SUMMARY OF AIRCRAFT DEPARTURES, ENPLANED REVENUE PASSENGERS, AND ENPLANED REVENUE TONS OF CARGO AND MAIL BY TYPE OF OPERATION, BY TYPE OF SERVICE, BY CARRIER GROUP, AND BY AIR CARRIER
12 MONTHS ENDING DECEMBER 31, 1964

No.	Carrier Group Air Carrier Type of Operation Type of Service	Aircraft departures			Enplaned passengers	Enplaned revenue tons				
		Total performed	Scheduled	Scheduled completed		Freight	Express	US Mail		Foreign mail
								Priority	Nonpriority	
1	2	3	4	5	6	7	8	9	10	
1	NORTHERN AIR									
2	DOMESTIC-----SCHEDULED	3698	3315	3307		5409.54	224.20	7024.80		
3										
4	SKYWEST									
5	DOMESTIC-----SCHEDULED	38117	38812	38171	217590	482.60	366.70			
6	TOTAL									
8	DOMESTIC-----SCHEDULED	60	60	60	16923					
9	NONSCHEDULED	16			7684					
10	ALL SERVICES	76	60	60	24607					
11	TOTAL, MEDIUM REGIONALS									
12	DOMESTIC-----SCHEDULED	49676	50542	49078	353225	6091.54	590.90	7024.80		
13	NONSCHEDULED	42			7996					
14	ALL SERVICES	49718	50542	49078	361221	6091.54	590.90	7024.80		
15	INTERNATIONAL-----SCHEDULED	45	45	45		964.00				
16	TOTAL	49721	50587	49123	353225	7055.54	590.90	7024.80		
17	NONSCHEDULED	42			7996					
18	ALL SERVICES	49763	50587	49123	361221	7055.54	590.90	7024.80		
19	OVER-ALL TOTAL, ALL CARRIERS									
20	DOMESTIC-----SCHEDULED	5206214	5285133	5165426	319860616	2520795.99	54873.28	1013662.52	234525.60	
21	NONSCHEDULED	19801			1275793	32248.84	10.99			
22	ALL SERVICES	5226015	5285133	5165426	321136409	2553044.83	54873.28	1013673.51	234525.60	
23	INTERNATIONAL-----SCHEDULED	213510	213220	208700	23346966	961585.09	547.75	88290.97	35255.83	
24	NONSCHEDULED	10016			348343	9165.15				
25	ALL SERVICES	223526	213220	208700	23695309	970750.24	547.75	88290.97	35255.83	
26	TOTAL	5419724	5498353	5374126	343207582	3402381.08	55421.03	1101953.49	264821.43	
27	NONSCHEDULED	29817			1626136	41413.99	10.99			
28	ALL SERVICES	5449541	5498353	5374126	344831718	3523795.07	55421.03	1101964.48	264821.43	

TABLE 2
SUMMARY OF AIRCRAFT DEPARTURES, ENPLANED REVENUE PASSENGERS, AND ENPLANED REVENUE TONS OF CARGO AND MAIL BY TYPE OF OPERATION, BY TYPE OF SERVICE, AND BY STATE AND COUNTRY
12 MONTHS ENDING DECEMBER 31, 1984

Line No.	State or Country Type of Operation Type of Service	Aircraft departures			Enplaned passengers	Enplaned revenue tons				
		Total performed	Scheduled	Scheduled completed		Freight	Express	US Mail		Foreign mail
								Priority	Nonpriority	
No.	1	2	3	4	5	6	7	8	9	10
1	U. S. STATES-----									
2										
3	ALABAMA-----									
4	DOMESTIC-----SCHEDULED	40242	40660	39899	1350102	2787.72	670.34	2256.37	63.60	.43
5	NONSCHEDULED	70			4324					
6	ALL SERVICES	40312	40660	39899	1354426	2787.72	670.34	2256.37	63.60	.43
7	INTERNATIONAL-----SCHEDULED									
8	TOTAL-----SCHEDULED	40242	40660	39899	1350102	2787.72	670.34	2256.37	63.60	.43
9	NONSCHEDULED	70			4324					
10	ALL SERVICES	40312	40660	39899	1354426	2787.72	670.34	2256.37	63.60	.43
11	ALASKA-----									
12	DOMESTIC-----SCHEDULED	70250	72150	66621	1954758	24202.92	989.25	19992.91	34714.87	38.41
13	NONSCHEDULED	359			6409	336.94		5.98		
14	ALL SERVICES	70609	72150	66621	1961167	242357.86	989.25	19998.89	34714.87	38.41
15	INTERNATIONAL-----SCHEDULED	1724	1320	1240	12197	58373.96	.01	3351.68	1720.16	63.60
16	NONSCHEDULED	11			858					
17	ALL SERVICES	1735	1320	1240	13055	58373.96	.01	3351.68	1720.16	63.60
18	TOTAL-----SCHEDULED	71974	73470	67861	1966955	300394.88	989.26	23350.59	36435.03	102.09
19	NONSCHEDULED	370			7267	336.94		5.98		
20	ALL SERVICES	72344	73470	67861	1974222	300731.82	989.26	23356.57	36435.03	102.09
21	ARIZONA-----									
22	DOMESTIC-----SCHEDULED	119363	120081	118915	6792076	13667.91	541.77	10247.99	2632.12	
23	NONSCHEDULED	103			6397					
24	ALL SERVICES	119466	120081	118915	6798473	13667.91	541.77	10247.99	2632.12	
25	ARKANSAS-----									
26	DOMESTIC-----SCHEDULED	13124	13312	13097	700491	990.00	52.87	1991.65	.17	
27	NONSCHEDULED	7			784					
28	ALL SERVICES	13131	13312	13097	701275	990.00	52.87	1991.65	.17	
29	CALIFORNIA-----									
30	DOMESTIC-----SCHEDULED	495226	503702	492606	38235628	465473.98	9836.01	104696.39	32947.55	30.17
31	NONSCHEDULED	2333			120057	9242.54				
32	ALL SERVICES	497559	503702	492606	38355685	474716.52	9836.01	104696.39	32947.55	30.17
33	INTERNATIONAL-----SCHEDULED	5484	5532	5422	825784	18889.10	87.17	3713.45	1076.85	1.54
34	NONSCHEDULED	60			21163	724.17				
35	ALL SERVICES	5544	5532	5422	846947	19613.27	87.17	3713.45	1076.85	1.54
36	TOTAL-----SCHEDULED	500710	509234	498028	39061412	484363.08	9923.18	108409.84	34027.40	31.71
37	NONSCHEDULED	2393			131202	996.71				
38	ALL SERVICES	503103	509234	498028	39192614	484329.79	9923.18	108409.84	34027.40	31.71
39	COLORADO-----									
40	DOMESTIC-----SCHEDULED	183186	187080	182669	13348514	56622.85	1776.06	41426.41	3576.66	2.96
41	NONSCHEDULED	811			12639	2841.00				
42	ALL SERVICES	183997	187080	182669	13369952	62463.85	1776.06	41426.41	3576.66	2.96
43	CONNECTICUT-----									
44	DOMESTIC-----SCHEDULED	28017	28472	27926	1533527	5931.21	210.00	7519.38	2342.25	
45	NONSCHEDULED	71			1841					
46	ALL SERVICES	28088	28472	27926	1535368	5931.21	210.00	7519.38	2342.25	
47	INTERNATIONAL-----SCHEDULED									
48	TOTAL-----SCHEDULED	28036	28472	27926	1533527	5931.21	210.00	7519.38	2342.25	
49	NONSCHEDULED	71			1841					
50	ALL SERVICES	28107	28472	27926	1535368	5931.21	210.00	7519.38	2342.25	
51	DELAWARE-----									
52	DOMESTIC-----SCHEDULED	415	426	413	2559	2.09	.00	.04		
53	DIST. OF COL.-----									
54	DOMESTIC-----SCHEDULED	110095	118687	115813	8079668	22115.32	475.43	35612.59	11095.06	
55	NONSCHEDULED	170			10516					
56	ALL SERVICES	110265	118687	115813	8090184	22115.32	475.43	35612.59	11095.06	
57	INTERNATIONAL-----SCHEDULED	575	565	561	100991	1452.73		1134.57		
58	NONSCHEDULED	1			305					
59	ALL SERVICES	576	565	561	100896	1452.73		1134.57		
60	TOTAL-----SCHEDULED	110980	119252	116374	8100259	23568.05	475.43	36747.16	11095.06	
61	NONSCHEDULED	171			10821					
62	ALL SERVICES	110751	119252	116374	8191080	23568.05	475.43	36747.16	11095.06	
63	FLORIDA-----									
64	DOMESTIC-----SCHEDULED	316619	319051	313275	21750932	119177.57	2418.63	45528.32	3999.40	23.31
65	NONSCHEDULED	2310			20328	997.17				
66	ALL SERVICES	316929	319051	313275	21954260	116176.74	2418.63	45528.32	3999.40	23.31
67	INTERNATIONAL-----SCHEDULED	12363	12442	12237	1422075	22290.07	290.37	4669.63	435.20	175.04
68	NONSCHEDULED	239			12982	2621.90				
69	ALL SERVICES	12504	12442	12237	1435057	24911.97	290.37	4669.63	435.20	175.04
70	TOTAL-----SCHEDULED	326964	331493	325512	23153007	13746.64	2649.00	50197.95	4434.60	198.35
71	NONSCHEDULED	2549			232910	3619.07				
72	ALL SERVICES	329513	331493	325512	23385917	14108.71	2649.00	50197.95	4434.60	198.35
73	GEORGIA-----									
74	DOMESTIC-----SCHEDULED	283284	285824	282293	14268040	150868.96	12695.67	89622.63	2088.62	.20
75	NONSCHEDULED	704			14831	2362.79				
76	ALL SERVICES	283988	285824	282293	14282871	153231.75	12695.67	89622.63	2088.62	.20
77	INTERNATIONAL-----SCHEDULED	2611	2405	2392	357044	4678.42	7.73	886.53	2.34	
78	NONSCHEDULED	2			230					
79	ALL SERVICES	2613	2405	2392	357274	4678.42	7.73	886.53	2.34	
80	TOTAL-----SCHEDULED	286695	288229	284685	14625084	155547.38	12703.40	90503.16	2010.96	.20
81	NONSCHEDULED	706			15001	2362.79				
82	ALL SERVICES	286401	288229	284685	14640085	157910.17	12703.40	90503.16	2010.96	.20
83	HAWAII-----									
84	DOMESTIC-----SCHEDULED	99781	104448	96320	8694863	95299.70	811.07	11578.69	4816.73	143.37
85	NONSCHEDULED	1641			148173	304.00				
86	ALL SERVICES	101422	104448	96320	8843036	95603.70	811.07	11578.69	4816.73	143.37

TABLE 2.
SUMMARY OF AIRCRAFT DEPARTURES, ENPLANED REVENUE PASSENGERS, AND ENPLANED REVENUE TONS OF CARGO AND MAIL, BY TYPE OF OPERATION, BY TYPE OF SERVICE, AND BY STATE AND COUNTRY
12 MONTHS ENDING DECEMBER 31, 1984

Line No.	State or Country Type of Operation Type of Service	Aircraft departures			Enplaned passengers	Enplaned revenue tons				
		Total performed	Scheduled	Scheduled completed		Freight	Express	U.S. Mail		Foreign mail
								Priority	Nonpriority	
1	2	3	4	5	6	7	8	9	10	
1	MISSISSIPPI									
3	DOMESTIC-----SCHEDULED	107477	108820	106916	6261518	57694.40	649.74	27553.45	5313.56	379.59
4	NON-SCHEDULED	541			58579	2.63				
5	ALL SERVICES	108018	108820	106916	6320097	57697.03	649.74	27553.45	5313.56	379.59
6	INTERNATIONAL-----SCHEDULED	253	244	244	73014	1371.44		85.61		.17
7	TOTAL-----SCHEDULED	107730	109064	107160	6334532	59065.84	649.74	27639.06	5313.56	379.76
8	NON-SCHEDULED	541			58579	2.63				
9	ALL SERVICES	108271	109064	107160	6393111	59068.47	649.74	27639.06	5313.56	379.76
10	MISSISSIPPI									
14	DOMESTIC-----SCHEDULED	17921	18078	17785	491046	1339.33	39.68	1354.71	9.28	
15	NON-SCHEDULED	10			425					
16	ALL SERVICES	17931	18078	17785	491471	1339.33	39.68	1354.71	9.28	
17	MISSOURI									
18	DOMESTIC-----SCHEDULED	221576	224409	219533	11244820	41829.54	885.71	50412.01	8018.09	
19	NON-SCHEDULED	1045			54196	2409.08				
20	ALL SERVICES	222621	224409	219533	11299016	44238.64	885.71	50412.01	8018.09	
21	MONTANA									
23	DOMESTIC-----SCHEDULED	26390	26809	26337	734114	1132.09	85.32	3382.01	9.65	
24	NON-SCHEDULED	10			1041					
25	ALL SERVICES	26400	26809	26337	735155	1132.09	85.32	3382.01	9.65	
26	NEBRASKA									
28	DOMESTIC-----SCHEDULED	32919	33572	32774	1192485	2351.16	231.15	7203.64	144.55	
29	NON-SCHEDULED	61			3451					
30	ALL SERVICES	32980	33572	32774	1195936	2351.16	231.15	7203.64	144.55	
31	NEVADA									
33	DOMESTIC-----SCHEDULED	83527	84165	82930	5554769	5397.04	261.59	4505.06	84.02	
34	NON-SCHEDULED	448			64771	29		.01		
35	ALL SERVICES	83975	84165	82930	5619540	5397.33	261.59	4505.07	84.02	
36	INTERNATIONAL-----SCHEDULED	2								
37	TOTAL-----SCHEDULED	83529	84165	82930	5554769	5397.04	261.59	4505.06	84.02	
38	NON-SCHEDULED	448			64771	29		.01		
39	ALL SERVICES	83977	84165	82930	5619540	5397.33	261.59	4505.07	84.02	
40	NEW HAMPSHIRE									
42	DOMESTIC-----SCHEDULED	405	423	402	8536	1.91	.49	183.84		
43	NON-SCHEDULED	3								
44	ALL SERVICES	408	423	402	8536	1.91	.49	183.84		
45	NEW JERSEY									
49	DOMESTIC-----SCHEDULED	126298	129044	125341	11671471	47004.21	672.23	17624.18	11921.25	
50	NON-SCHEDULED	138			894					
51	ALL SERVICES	126436	129044	125341	11678415	47004.21	672.23	17624.18	11921.25	
52	INTERNATIONAL-----SCHEDULED	766	756	752	220587	1944.86	27.20	78.13	47.68	
53	NON-SCHEDULED	1			353					
54	ALL SERVICES	767	756	752	220940	1944.86	27.20	78.13	47.68	
55	TOTAL-----SCHEDULED	127064	129800	126093	11892058	48949.07	699.43	17702.31	11968.93	
56	NON-SCHEDULED	139			7297					
57	ALL SERVICES	127203	129800	126093	11899355	48949.07	699.43	17702.31	11968.93	
58	NEW MEXICO									
61	DOMESTIC-----SCHEDULED	45963	46977	45819	1780058	1727.53	97.95	4559.21	616.21	
62	NON-SCHEDULED	12			607					
63	ALL SERVICES	45975	46977	45819	1780665	1727.53	97.95	4559.21	616.21	
64	NEW YORK									
66	DOMESTIC-----SCHEDULED	308420	314606	305172	21241751	227370.25	2169.57	65786.01	31042.51	5.78
67	NON-SCHEDULED	1230			94973	1169.78				
68	ALL SERVICES	309650	314606	305172	21336724	228540.03	2169.57	65786.01	31042.51	5.78
69	INTERNATIONAL-----SCHEDULED	17574	17728	17382	3512681	54801.22	80.01	29498.31	5441.20	.48
70	NON-SCHEDULED	8199			151909	1454.53				
71	ALL SERVICES	25773	17728	17382	3664590	56255.75	80.01	29498.31	5441.20	.48
72	TOTAL-----SCHEDULED	325994	332334	322554	24754432	282171.47	2249.58	95284.32	36483.71	6.26
73	NON-SCHEDULED	9429			246882	2624.31				
74	ALL SERVICES	335423	332334	322554	25001314	284795.78	2249.58	95284.32	36483.71	6.26
75	NORTH CAROLINA									
76	DOMESTIC-----SCHEDULED	140248	141456	139624	6903377	24482.14	1383.45	21590.63	17.20	.21
77	NON-SCHEDULED	344			8217					
78	ALL SERVICES	140592	141456	139624	6911594	24482.14	1383.45	21590.63	17.20	.21
79	NORTH DAKOTA									
81	DOMESTIC-----SCHEDULED	13522	13712	13435	398609	676.44	20.52	1378.26	13.51	
82	NON-SCHEDULED	23			1233					
83	ALL SERVICES	13545	13712	13435	399842	676.44	20.52	1378.26	13.51	
84	OHIO									
86	DOMESTIC-----SCHEDULED	158786	161111	157826	7776170	32122.70	1285.39	27125.85	1322.65	
87	NON-SCHEDULED	902			43496	79.86				
88	ALL SERVICES	159688	161111	157826	7819666	32202.56	1285.39	27125.85	1322.65	
89	INTERNATIONAL-----SCHEDULED	3	1		218					
90	TOTAL-----SCHEDULED	158789	161112	157826	7776388	32122.70	1285.39	27125.85	1322.65	
91	NON-SCHEDULED	902			43496	79.86				
92	ALL SERVICES	159691	161112	157826	7819884	32202.56	1285.39	27125.85	1322.65	
93	OKLAHOMA									
94	DOMESTIC-----SCHEDULED	57619	57830	57006	2894348	5531.84	177.21	8181.22	1355.92	
95	NON-SCHEDULED	96			4884	5.20				
96	ALL SERVICES	57715	57830	57006	2899402	5537.04	177.21	8181.22	1355.92	
97	OREGON									
99	DOMESTIC-----SCHEDULED	50509	51393	50278	2424348	14498.67	586.88	7558.58	1015.58	
100	NON-SCHEDULED	58			8131					
101	ALL SERVICES	50559	51393	50278	2430479	14498.67	586.88	7558.58	1015.58	

TABLE 2
SUMMARY OF AIRCRAFT DEPARTURES, ENPLANED PASSENGERS, AND ENPLANED REVENUE TONS OF CARGO AND MAIL BY TYPE OF OPERATION, BY TYPE OF SERVICE, AND BY STATE AND COUNTRY 12 MONTHS ENDING DECEMBER 31, 1964

Line No.	State or Country Type of Operation Type of Service	Aircraft departures			Enplaned passengers	Enplaned revenue tons				
		Total performed	Scheduled	Scheduled completed		Freight	Express	U.S. Mail		Foreign mail
								Priority	Nonpriority	
No.	1	2	3	4	5	6	7	8	9	10
1	OREGON.....									
2	INTERNATIONAL---SCHEDULED	49	52	47	6801	93.04	.07			22.29
3	TOTAL-----SCHEDULED	50558	51445	50325	2431149	14591.71	506.15	7538.58	1015.58	22.29
4	NON-SCHEDULED	50			6131					
5	ALL SERVICES	50608	51445	50325	2437280	14591.71	506.15	7538.58	1015.58	22.29
6	PENNSYLVANIA.....									
7	DOMESTIC-----SCHEDULED	180779	183572	180065	11029880	40043.47	1414.57	46593.81	12780.83	.18
8	NON-SCHEDULED	1014			77589	24.12				
9	ALL SERVICES	181793	183572	180065	11107469	40067.59	1414.57	46593.81	12780.83	.18
10	INTERNATIONAL---SCHEDULED	430	482	477	62413	475.60	9.88	212.04	3.54	
11	NON-SCHEDULED	23			5443					
12	ALL SERVICES	453	482	477	67856	475.60	9.88	212.04	3.54	
13	TOTAL-----SCHEDULED	181209	184054	180542	11092293	40519.07	1424.45	46805.85	12784.37	.18
14	NON-SCHEDULED	1037			83032	24.12				
15	ALL SERVICES	182246	184054	180542	11175325	40543.19	1424.45	46805.85	12784.37	.18
16	RHODE ISLAND.....									
17	DOMESTIC-----SCHEDULED	9072	9215	9032	395410	605.06	24.98	1246.00	1.35	
18	NON-SCHEDULED	125			3346					
19	ALL SERVICES	9197	9215	9032	398756	605.06	24.98	1246.00	1.35	
20	SOUTH CAROLINA.....									
21	DOMESTIC-----SCHEDULED	29050	29242	28758	1303656	1839.88	342.63	3487.17	5.41	
22	NON-SCHEDULED	41			1316					
23	ALL SERVICES	29091	29242	28758	1304972	1839.88	342.63	3487.17	5.41	
24	SOUTH DAKOTA.....									
25	DOMESTIC-----SCHEDULED	14635	14974	14557	339396	869.57	75.83	2011.97	12.90	
26	NON-SCHEDULED	24			1181					
27	ALL SERVICES	14659	14974	14557	340577	869.57	75.83	2011.97	12.90	
28	TENNESSEE.....									
29	DOMESTIC-----SCHEDULED	105736	106556	104994	42558.4	24622.86	1025.98	18087.51	428.69	
30	NON-SCHEDULED	179			9808	-51				
31	ALL SERVICES	105915	106556	104994	4265622	24623.37	1025.98	18087.51	428.69	
32	TEXAS.....									
33	DOMESTIC-----SCHEDULED	511756	517538	510846	34465234	134165.71	2325.39	86785.15	6988.93	2.04
34	NON-SCHEDULED	844			59269	1811.94		5.00		
35	ALL SERVICES	512600	517538	510846	34524503	135977.65	2325.39	86790.15	6988.93	2.04
36	INTERNATIONAL---SCHEDULED	6304	6328	6232	606259	3646.00	6.29	805.24	1.07	6.75
37	TOTAL-----SCHEDULED	518060	523866	517078	35071493	137811.71	2331.68	87590.39	6950.00	8.79
38	NON-SCHEDULED	844			59269	1811.94		5.00		
39	ALL SERVICES	518904	523866	517078	35130762	139623.65	2331.68	87595.39	6950.00	8.79
40	UTAH.....									
41	DOMESTIC-----SCHEDULED	64996	65620	64669	3501212	17336.68	1005.01	12151.35	625.73	
42	NON-SCHEDULED	38			2753					
43	ALL SERVICES	65034	65620	64669	3503965	17336.68	1005.01	12151.35	625.73	
44	VERMONT.....									
45	DOMESTIC-----SCHEDULED	6024	6257	6020	356329	352.44	6.75	139.95		
46	NON-SCHEDULED	4								
47	ALL SERVICES	6028	6257	6020	356329	352.44	6.75	139.95		
48	VIRGINIA.....									
49	DOMESTIC-----SCHEDULED	51208	51804	50881	2324151	3084.33	175.61	4018.51	141.68	
50	NON-SCHEDULED	146			6259					
51	ALL SERVICES	51254	51804	50881	2330410	3084.33	175.61	4018.51	141.68	
52	INTERNATIONAL---SCHEDULED	1			66					
53	TOTAL-----SCHEDULED	51109	51804	50881	2324217	3084.33	175.61	4018.51	141.68	
54	NON-SCHEDULED	146			6259					
55	ALL SERVICES	51255	51804	50881	2330476	3084.33	175.61	4018.51	141.68	
56	WASHINGTON.....									
57	DOMESTIC-----SCHEDULED	83819	85205	83072	5407739	87919.52	995.69	26117.49	3570.00	29.69
58	NON-SCHEDULED	170			10943	240.41				
59	ALL SERVICES	83989	85205	83072	5418682	88159.93	995.69	26117.49	3570.00	29.69
60	INTERNATIONAL---SCHEDULED	1545	1563	1497	284220	6865.07	.35	2360.64	313.90	936.54
61	NON-SCHEDULED	12			1065.34					
62	ALL SERVICES	1557	1563	1497	284220	7930.41	.35	2360.64	313.90	936.54
63	TOTAL-----SCHEDULED	85364	86768	84569	5691959	94784.59	996.04	28478.13	3883.90	966.23
64	NON-SCHEDULED	182			10943	1305.75				
65	ALL SERVICES	85546	86768	84569	5702902	96090.34	996.04	28478.13	3883.90	966.23
66	WEST VIRGINIA.....									
67	DOMESTIC-----SCHEDULED	8354	8482	8326	285327	226.85	29.73	456.12		
68	NON-SCHEDULED	47			1861					
69	ALL SERVICES	8401	8482	8326	287188	226.85	29.73	456.12		
70	WISCONSIN.....									
71	DOMESTIC-----SCHEDULED	59862	61139	59312	1849893	5133.72	193.65	6894.73	136.80	
72	NON-SCHEDULED	153			6197	-16				
73	ALL SERVICES	60015	61139	59312	1856090	5133.88	193.65	6894.73	136.80	
74	WYOMING.....									
75	DOMESTIC-----SCHEDULED	6388	6458	6343	142256	265.82	38.28	396.35	.04	

TABLE 2
SUMMARY OF AIRCRAFT DEPARTURES, INFLIGHT REVENUE PASSENGERS, AND INFLIGHT REVENUE TONS OF CARGO AND MAIL BY TYPE OF OPERATION, BY TYPE OF SERVICE, AND BY STATE AND COUNTRY
12 MONTHS ENDING DECEMBER 31, 1984

Line No.	State or Country Type of Operation Type of Service	Aircraft departures			Enplaned passengers	Enplaned revenue tons				
		Total performed	Scheduled	Scheduled completed		Freight	Express	U.S. Mail		Foreign mail
								Priority	Nonpriority	
	1	2	3	4	5	6	7	8	9	10
1	TOTAL FOR 50 U. S. STATES.....									
2	DOMESTIC-----SCHEDULED	5147618	5274773	5106108	315071209	2455168.58	54606.34	1009067.15	233221.64	1030.24
3	NONSCHEDULED	19246			1209339	31257.34		10.99		
4	ALL SERVICES	5166864	5274773	5106108	316280548	2486425.92	54606.34	1009078.14	233221.64	1030.24
5	INTERNATIONAL-----SCHEDULED	57318	57197	56159	8755013	202067.36	515.73	55565.14	5906.61	1215.09
6	NONSCHEDULED	8600			198357	6018.56				
7	ALL SERVICES	65918	57197	56159	8953370	208085.92	515.73	55565.14	5906.61	1215.09
8	TOTAL-----SCHEDULED	5204936	5281970	5162267	323826222	2657235.94	55122.07	1064632.25	243128.25	2245.33
9	NONSCHEDULED	27846			1407696	37275.90		10.99		
10	ALL SERVICES	5232782	5281970	5162267	325233918	2694511.84	55122.07	1064643.28	243128.25	2245.33
11	OTHER U. S. AREAS.....									
12	AMERICAN SAMOA-----SCHEDULED	2733	2733	2733	39672	308.23		127.07		
13	CAROLINE ISLANDS-----SCHEDULED	1276	1267	1253	35525	538.54		155.47		4.60
14	GUAM-----SCHEDULED	154	159	154	6295	76.36		177.36	32.43	1.58
15	DOMESTIC-----SCHEDULED	5413	5409	5375	283437	3561.68		1662.21	52.37	2.11
16	INTERNATIONAL-----SCHEDULED	1			350					
17	ALL SERVICES	5414	5409	5375	283787	3561.68		1662.21	52.37	2.11
18	TOTAL-----SCHEDULED	5567	5568	5529	289732	3588.04		1839.57	124.80	3.69
19	NONSCHEDULED	1			350					
20	ALL SERVICES	5568	5568	5529	290082	3588.04		1839.57	124.80	3.69
21	JOHNSTON ISLAND-----SCHEDULED	205	207	201	398	1.91		5.73		
22	MARIANA ISLANDS-----SCHEDULED	7397	7344	7320	135104	483.44		70.13		.99
23	MARSHALL ISLANDS-----SCHEDULED	628	620	620	10712	71.02		106.48		
24	MIDWAY ISLAND-----SCHEDULED	2								
25	PUERTO RICO-----SCHEDULED	10617	10811	10534	1671085	57277.93	153.46	2997.38	1128.16	
26	DOMESTIC-----SCHEDULED	135			25336	991.50				
27	NONSCHEDULED	10752	10811	10534	1696421	58269.43	153.46	2997.38	1128.16	
28	ALL SERVICES	10887	10811	10534	1711421	58269.43	153.46	2997.38	1128.16	
29	INTERNATIONAL-----SCHEDULED	1833	1837	1805	126137	5399.05	1.85	4.49	1.18	
30	NONSCHEDULED	3			31					
31	ALL SERVICES	1836	1837	1805	126168	5399.05	1.85	5.49	1.18	
32	TOTAL-----SCHEDULED	12450	12648	12339	1797222	62676.98	155.31	3002.87	1125.34	
33	NONSCHEDULED	138			25367	991.50				
34	ALL SERVICES	12588	12648	12339	1822589	63668.48	155.31	3002.87	1125.34	
35	VIRGIN ISLANDS, U.S.-----SCHEDULED	3427	3489	3409	185308	309.67	.88	156.26	2.30	
36	DOMESTIC-----SCHEDULED	372	365	362	17694	38.74	3.30	16.92	.11	
37	INTERNATIONAL-----SCHEDULED	372	365	362	17694	38.74	3.30	16.92	.11	
38	TOTAL-----SCHEDULED	3799	3854	3771	203002	348.41	4.18	173.18	2.41	
39	TOTAL FOR OTHER U. S. AREAS.....	14198	14459	14097	1862688	57613.96	154.34	3331.00	1162.89	1.58
40	DOMESTIC-----SCHEDULED	135			25336	991.50				
41	NONSCHEDULED	14333	14459	14097	1888024	58605.46	154.34	3331.00	1162.89	1.58
42	ALL SERVICES	14468	14459	14097	1913360	58605.46	154.34	3331.00	1162.89	1.58
43	INTERNATIONAL-----SCHEDULED	19859	19782	19649	648679	10402.61	5.15	2149.50	53.66	7.70
44	NONSCHEDULED	4			381					
45	ALL SERVICES	19863	19782	19669	649060	10402.61	5.15	2149.50	53.66	7.70
46	TOTAL-----SCHEDULED	34057	34241	33766	2511367	88016.57	159.49	5480.50	1256.55	9.28
47	NONSCHEDULED	139			25717	991.50				
48	ALL SERVICES	34196	34241	33766	2537084	89008.07	159.49	5480.50	1256.55	9.28
49	FOREIGN COUNTRIES.....									
50	ANGUILLA-----SCHEDULED		517	514	19362	.07		20.39		
51	ARGENTINA-----SCHEDULED	855	875	836	47045	5685.03		22.47	16.81	10.10
52	AUSTRALIA-----SCHEDULED		406	376	14501	15.26		74.36	1.00	
53	DOMESTIC-----SCHEDULED	1621	1593	1552	144354	11444.99		77.86	.63	120.49
54	INTERNATIONAL-----SCHEDULED	1621	1999	1928	158855	11466.25		152.22	1.63	120.49
55	TOTAL-----SCHEDULED	1621	1999	1928	158855	11466.25		152.22	1.63	120.49
56	AUSTRIA-----SCHEDULED	160	169	153	5969	1.65				
57	INTERNATIONAL-----SCHEDULED	4			1078					
58	NONSCHEDULED	164	169	153	7047	1.65				
59	ALL SERVICES	164	169	153	7047	1.65				
60	BAHAMAS-----SCHEDULED	588	584	584	23923	1.47				
61	DOMESTIC-----SCHEDULED	29			4461					
62	NONSCHEDULED	617	584	584	28384	1.47				
63	ALL SERVICES	646	584	584	28825	1.47				
64	INTERNATIONAL-----SCHEDULED	5144	5180	5069	570425	486.83	1.66	2.45	.05	
65	NONSCHEDULED	33			5203					
66	ALL SERVICES	5177	5180	5069	575628	486.83	1.66	2.45	.05	
67	TOTAL-----SCHEDULED	5732	5764	5653	594348	488.30	1.66	2.45	.05	
68	NONSCHEDULED	62			9664					
69	ALL SERVICES	5794	5764	5653	604012	488.30	1.66	2.45	.05	

TABLE 2.
SUMMARY OF AIRCRAFT DEPARTURES, ENPLANED REVENUE PASSENGERS, AND ENPLANED REVENUE TONS OF CARGO AND MAIL BY TYPE OF OPERATION, BY TYPE OF SERVICE, AND BY STATE AND COUNTRY 12 MONTHS ENDING DECEMBER 31, 1984

L i n e No.	State or Country Type of Operation Type of Service	Aircraft departure			Enplaned passengers	Enplaned revenue tons				
		Total performed	Scheduled	Scheduled completed		Freight	Express	U.S. Mail		Foreign mail
								Priority	Nonpriority	
1	2	3	4	5	6	7	8	9	10	
1	BAHRAIN.....									
2	INTERNATIONAL---SCHEDULED	3				144.34				
3	PAPADO.....									
4	INTERNATIONAL---SCHEDULED	2528	2542	2488	137249	1085.85		32.17	2.11	12.83
5	BELGIUM.....									
6	INTERNATIONAL---SCHEDULED	1552	1574	1506	91335	6926.78	.08	160.22	.10	4.99
7	BERMUDA.....									
8	DOMESTIC---SCHEDULED	61	57	57	9106	7.13			.67	
9	NONSCHEDULED	57			8821					
10	ALL SERVICES	118	57	57	17927	7.13			.67	
11	INTERNATIONAL---SCHEDULED	3285	3306	3264	397481	317.69	.31	215.04	23.98	18.24
12	NONSCHEDULED	13			2090					
13	ALL SERVICES	3298	3306	3264	399571	317.69	.31	215.04	23.98	18.24
14	TOTAL---SCHEDULED	3346	3363	3321	406587	324.02	.31	215.04	24.65	18.24
15	NONSCHEDULED	70			10911					
16	ALL SERVICES	3416	3363	3321	417498	324.02	.31	215.04	24.65	18.24
17	BOLIVIA.....									
18	INTERNATIONAL---SCHEDULED	305	331	300	10015	55.55		3.90	14.91	
19	BRAZIL.....									
20	INTERNATIONAL---SCHEDULED	1973	1961	1906	142146	23452.69		314.60	8.18	24.61
21	NONSCHEDULED	13			337					
22	ALL SERVICES	1974	1961	1906	142483	23452.69		314.60	8.18	24.61
23	BRITISH HONDURAS.....									
24	INTERNATIONAL---SCHEDULED	26	26	26	548			.98		
25	BRITISH WEST INDIES.....									
26	DOMESTIC---SCHEDULED	732	732	728	49165	31.46	.06	.57	.05	
27	INTERNATIONAL---SCHEDULED	2405	2442	2367	96136	379.64	.75	28.35	11.70	2.28
28	TOTAL---SCHEDULED	3137	3174	3095	145301	411.10	.81	28.92	11.75	2.28
29	CANADA.....									
30	DOMESTIC---SCHEDULED	40821	41391	40767	2674420	7068.41	112.54	1169.00	139.35	
31	NONSCHEDULED	247			16387					
32	ALL SERVICES	41068	41391	40767	2690807	7068.41	112.54	1169.00	139.35	
33	INTERNATIONAL---SCHEDULED	106	59	59	11315	2490.07		10.65	19.13	
34	TOTAL---SCHEDULED	40927	41450	40826	2685735	9538.68	112.54	1179.65	158.48	
35	NONSCHEDULED	247			16387					
36	ALL SERVICES	41174	41450	40826	2702122	9538.68	112.54	1179.65	158.48	
37	CHILE.....									
38	INTERNATIONAL---SCHEDULED	590	600	586	36841	1479.08		25.15	1.12	
39	CHINA.....									
40	INTERNATIONAL---SCHEDULED	261	270	260	27557	768.38				
41	NONSCHEDULED	1			230					
42	ALL SERVICES	262	270	260	27787	768.38				
43	COLUMBIA.....									
44	INTERNATIONAL---SCHEDULED	1219	1223	1210	111902	4468.57	2.33	61.84	36.38	
45	COSTA RICA.....									
46	INTERNATIONAL---SCHEDULED	345	345	344	33050	56.65	1.62			
47	CUBA.....									
48	DOMESTIC---SCHEDULED	1	1	1						
49	DENMARK.....									
50	INTERNATIONAL---SCHEDULED	219	221	218	19548	754.86		1.53	3.82	
51	DOMINICAN REPUBLIC.....									
52	INTERNATIONAL---SCHEDULED	2033	2061	2009	270820	10482.28	.16	3.51	.21	
53	ECUADOR.....									
54	INTERNATIONAL---SCHEDULED	1348	1348	1326	61821	474.01	6.16	46.50	5.41	
55	ARAB REPUBLIC OF EGYPT.....									
56	INTERNATIONAL---SCHEDULED	712	724	712	65731	361.95		133.10	.02	8.19
57	EL SALVADOR.....									
58	INTERNATIONAL---SCHEDULED	122	127	119	5301	.44	.49	4.04		
59	FIJI.....									
60	INTERNATIONAL---SCHEDULED	297	216	214	14475	4682.59		50.85		7.00
61	FRANCE.....									
62	INTERNATIONAL---SCHEDULED	2447	2455	2423	414814	11827.44		288.25	46.15	
63	NONSCHEDULED	6			1650					
64	ALL SERVICES	2453	2455	2423	416464	11827.44		288.25	46.15	
65	FRENCH ANTILLES.....									
66	INTERNATIONAL---SCHEDULED	1164	1098	1091	69465	80.56		1.58	1.70	
67	NONSCHEDULED	1								
68	ALL SERVICES	1165	1098	1091	69465	80.56		1.58	1.70	
69	FRENCH POLYNESIA.....									
70	INTERNATIONAL---SCHEDULED	53	53	53	4611	29.80				7.00
71	GABON.....									
72	INTERNATIONAL---SCHEDULED	2				47.97				
73	GERMANY.....									
74	INTERNATIONAL---SCHEDULED	31927	31073	30322	2847897	54328.46		6009.12	6702.73	9159.78
75	NONSCHEDULED	1032			118249	476.71				
76	ALL SERVICES	32959	31073	30322	2966146	55005.17		6009.12	6702.73	9159.78

TABLE 2.
SUMMARY OF AIRCRAFT DEPARTURES, ENPLANED REVENUE PASSENGERS, AND ENPLANED REVENUE TONS OF CARGO AND MAIL, BY TYPE OF OPERATION, BY TYPE OF SERVICE, AND BY STATE AND COUNTRY
12 MONTHS ENDING DECEMBER 31, 1984

Line No.	State or Country Type of Operation Type of service	Aircraft departures			Enplaned passengers	Enplaned revenue tons			
		Total performed	Scheduled	Not scheduled		Passenger	Cargo	Mail	Foreign
1	2	3	4	5	6	7	8	9	10
1	GREECE.....								
3	INTERNATIONAL---SCHEDULED	1035	1039	1024	162000	492.16	204.74	111.31	47.02
4									
5	GUATEMALA.....								
6	INTERNATIONAL---SCHEDULED	744	752	742	53769	1562.44	.57	14.40	4.53
7									
8	PAPUA NEW GUINEA.....								
9	INTERNATIONAL---SCHEDULED	813	813	813	1566	1.63	.90		4.10
10									
11	HAITI.....								
12	INTERNATIONAL---SCHEDULED	1398	1398	1385	74288	2172.41	.03	52.41	.56
13	NON SCHEDULED	175		1398	1398				
14	ALL SERVICES	1563	1398	1385	14486	2172.41	.03	52.41	.56
15									
16	HONDURAS.....								
17	INTERNATIONAL---SCHEDULED	221	224	211	8755	5.54	.64	.22	
18									
19	HONG KONG.....								
20	INTERNATIONAL---SCHEDULED	2702	2730	2631	390760	74844.91		688.15	940.59
21									
22	HUNGARY.....								
23	INTERNATIONAL---SCHEDULED	153	149	140	6067	42.02			
24									
25	INDIA.....								
26	INTERNATIONAL---SCHEDULED	342	338	338	81627	4065.29		2.77	1.76
27									
28	IRELAND.....								
29	INTERNATIONAL---SCHEDULED	631	640	601	67199	211.23		21.60	27.88
30									
31	ISRAEL.....								
32	INTERNATIONAL---SCHEDULED	753	763	752	151485	1166.09		86.93	36.19
33									
34	ITALY.....								
35	INTERNATIONAL---SCHEDULED	2501	2547	2494	457259	13113.91		998.35	340.97
36									
37	JAMAICA.....								
38	INTERNATIONAL---SCHEDULED	2299	2311	2280	245946	2619.57	.50	4.47	.21
39	NON SCHEDULED	7		2280	1491				
40	ALL SERVICES	2306	2311	2280	247437	2619.57	.50	4.47	.21
41									
42	JAPAN.....								
43	INTERNATIONAL---SCHEDULED	13694	13934	13454	1759882	248374.96		9379.17	10902.63
44	NON SCHEDULED	1		13454	1				
45	ALL SERVICES	13695	13934	13454	1759881	248374.96		9379.17	10902.63
46									
47	JMBA.....								
48	INTERNATIONAL---SCHEDULED	99	99	99	10709	357.34		5.50	28.55
49									
50	KHMER.....								
51	INTERNATIONAL---SCHEDULED	99	102	98	1132	2.16		.01	.30
52									
53	LIBERIA.....								
54	INTERNATIONAL---SCHEDULED	407	407	407	11787	440.28		25.26	.33
55									
56	LIBERIA.....								
57	INTERNATIONAL---SCHEDULED	105	106	86	4391.16		4.08	31.12	
58									
59	MEXICO.....								
60	DOMESTIC---SCHEDULED	2117	2133	2116	131708	7.30			
61	NON SCHEDULED	87		2116	11449				
62	ALL SERVICES	2204	2133	2116	143157	7.30			
63	INTERNATIONAL---SCHEDULED	13159	13265	13098	1082018	4619.35	8.75	4.32	.56
64	NON SCHEDULED	2		13098	2				
65	ALL SERVICES	13161	13265	13098	1082020	4619.35	8.75	4.32	.56
66									
67	TOTAL---SCHEDULED	15276	15398	15214	1213726	4626.65	8.75	4.32	.56
68	NON SCHEDULED	89		15214	11524				
69	ALL SERVICES	15365	15398	15214	1225250	4626.65	8.75	4.32	.56
70									
71									
72	NETHERLANDS.....								
73	INTERNATIONAL---SCHEDULED	492	498	490	37055	790.38		86.50	
74									
75	NETHERLANDS ANTILLES.....								
76	INTERNATIONAL---SCHEDULED	3596	3552	3520	276579	4673.04		33.69	2.84
77	NON SCHEDULED	21		3520	6100				
78	ALL SERVICES	3617	3552	3520	282679	4673.04		33.69	2.84
79									
80	NEW ZEALAND.....								
81	INTERNATIONAL---SCHEDULED	806	810	802	88971	7587.89		22.67	26.43
82									
83	NIGERIA.....								
84	INTERNATIONAL---SCHEDULED	196	198	196	13585	399.93		15.88	
85									
86	NORWAY.....								
87	INTERNATIONAL---SCHEDULED	177	180	177	17056	611.71		5.73	6.20
88									
89	OMAN.....								
90	INTERNATIONAL---SCHEDULED	1							
91									
92	PAKISTAN.....								
93	INTERNATIONAL---SCHEDULED	256	253	253	16074	325.58			6.07
94									2.17
95	PANAMA.....								
96	INTERNATIONAL---SCHEDULED	1512	1506	1484	131016	2102.80	2.79	905.61	12.05
97									
98	PARAGUAY.....								
99	INTERNATIONAL---SCHEDULED	154	175	153	5494	55.48		10.42	8.94
100									
101	PERU.....								
102	INTERNATIONAL---SCHEDULED	343	464	340	26152	745.24		20.47	11.48
103									
104	PHILIPPINES.....								
105	INTERNATIONAL---SCHEDULED	1140	1144	1128	712165	11303.73		1299.06	1759.09
106									99.51
107	PORTUGAL.....								
108	INTERNATIONAL---SCHEDULED	412	412	408	47788	1161.30		33.45	18.27
109									12.29
110									
111									
112									

TABLE 2.
SUMMARY OF AIRCRAFT DEPARTURES, ENPLANED REVENUE PASSENGERS, AND ENPLANED REVENUE TONS OF CARGO AND MAIL BY TYPE OF OPERATION, BY TYPE OF SERVICE, AND BY STATE AND COUNTRY 12 MONTHS ENDING DECEMBER 31, 1964

Line No.	State or Country Type of Operation Type of Service	Aircraft departures			Enplaned passengers	Enplaned revenue tons				
		Total performed	Scheduled	Scheduled completed		Freight	Express	U.S. Mail		Foreign mail
								Priority	Nonpriority	
1	2	3	4	5	6	7	8	9	10	
1	SAUDI ARABIA.....									
2	INTERNATIONAL---SCHEDULED	300	264	261	25705	1274.67	375.20	2.02	21.76	
3	SENEGAL.....									
4	INTERNATIONAL---SCHEDULED	199	199	199	7632	263.65			12.76	
5	SINGAPORE.....									
6	INTERNATIONAL---SCHEDULED	614	624	580	67772	12521.62	81.66	56.15	15.68	
7	SOUTH AFRICA.....									
8	INTERNATIONAL---SCHEDULED	104	104	104	19998	591.83	1.59			
9	SOUTH KOREA.....									
10	INTERNATIONAL---SCHEDULED	1612	1673	1605	199295	25416.00	1918.78	2575.35	7.83	
11	SPAIN.....									
12	INTERNATIONAL---SCHEDULED	959	987	953	137360	4190.23	364.80	167.03		
13	SWEDEN.....									
14	INTERNATIONAL---SCHEDULED	138	139	138	16908	563.42	2.57	.97		
15	SWITZERLAND.....									
16	INTERNATIONAL---SCHEDULED	2094	2097	2076	123716	6602.83	9.66	6.25	134.42	
17	NONSCHEDULED	47	47	47	5873					
18	ALL SERVICES	2141	2097	2076	129589	6602.83	9.66	6.25	134.42	
19	TAIWAN.....									
20	DOMESTIC---SCHEDULED	78	80	78	4534	902.15	.05			
21	INTERNATIONAL---SCHEDULED	2142	2245	2063	150860	79527.77	1241.27	66.75	1004.92	
22	TOTAL---SCHEDULED	2220	2325	2141	155394	80425.92	1241.32	66.75	1004.92	
23	TONGA.....									
24	INTERNATIONAL---SCHEDULED	855	855	855	7658	57.70			20.13	
25	TRINIDAD & TOBAGO.....									
26	INTERNATIONAL---SCHEDULED	1463	1463	1453	91942	157.76	7.66	.02	.16	
27	TURKEY.....									
28	INTERNATIONAL---SCHEDULED	334	332	332	20755	102.91	107.52	19.00	.28	
29	NONSCHEDULED	37	37	37	3590					
30	ALL SERVICES	371	332	332	26345	102.91	107.52	19.00	.28	
31	UNITED ARAB EMIRATES.....									
32	INTERNATIONAL---SCHEDULED	293	234	225	17875	75.67	.31		1.09	
33	UNITED KINGDOM.....									
34	INTERNATIONAL---SCHEDULED	9655	9687	9434	1741306	73099.27	5436.05	1025.53	920.45	
35	NONSCHEDULED	7	7	7	375	180.08				
36	ALL SERVICES	9662	9687	9434	1741681	73279.35	5436.05	1025.53	920.45	
37	URUGUAY.....									
38	INTERNATIONAL---SCHEDULED	104	105	103	4185	521.14		6.32	14.71	
39	VENEZUELA.....									
40	INTERNATIONAL---SCHEDULED	833	865	829	127593	5949.50	21.44	2.52	.51	
41	WESTERN SAMOA.....									
42	INTERNATIONAL---SCHEDULED	1266	1266	1266	17681	6.20			2.00	
43	YUGOSLAVIA.....									
44	INTERNATIONAL---SCHEDULED	436	421	399	16823	.11		.22		
45	NONSCHEDULED	24	24	24	2166					
46	ALL SERVICES	460	421	399	18989	.11		.22		
47	TOTAL FOR FOREIGN COUNTRIES...									
48	DOMESTIC---SCHEDULED	44398	45901	45221	2926719	8013.45	112.60	1264.37	141.07	
49	NONSCHEDULED	420	420	420	41116					
50	ALL SERVICES	44818	45901	45221	2967837	8013.45	112.60	1264.37	141.07	
51	INTERNATIONAL---SCHEDULED	136333	136241	132872	13943274	749115.12	26.87	30576.33	25255.56	
52	NONSCHEDULED	1412	1412	1412	149405	3146.59				
53	ALL SERVICES	137745	136241	132872	14092679	752261.71	26.87	30576.33	25255.56	
54	TOTAL---SCHEDULED	180731	182142	178093	16869993	757126.57	139.47	31860.70	25436.63	
55	NONSCHEDULED	1832	1832	1832	190723	3146.59				
56	ALL SERVICES	182563	182142	178093	17060716	760275.16	139.47	31860.70	25436.63	
57	OVER-ALL TOTAL FOR ALL STATES...									
58	DOMESTIC---SCHEDULED	5206214	5285133	5165426	319860616	2520795.99	94879.28	1013662.52	234525.60	
59	NONSCHEDULED	14801	14801	14801	1275793	3224.86		18.99		
60	ALL SERVICES	5226015	5285133	5165426	321136409	2553044.83	94879.28	1013673.51	234525.60	
61	INTERNATIONAL---SCHEDULED	213510	213270	208700	23366966	961585.09	547.75	88290.47	35255.83	
62	NONSCHEDULED	10016	10016	10016	348343	9165.15			16336.58	
63	ALL SERVICES	223526	213270	208700	23695309	970730.24	547.75	88290.47	35255.83	
64	TOTAL---SCHEDULED	5419724	5498353	5374126	343207562	3482381.08	55421.03	1101953.49	264821.43	
65	NONSCHEDULED	29817	29817	29817	1624136	41413.99		10.99	17368.80	
66	ALL SERVICES	5449541	5498353	5374126	344831718	3523795.07	55421.03	1101964.48	264821.43	

TABLE 3
 AIRCRAFT DEPARTURES, ENPLANED REVENUE PASSENGERS, AND ENPLANED REVENUE TONS OF CARGO AND MAIL IN TOTAL
 OPERATIONS, ALL SERVICES AT LARGE AIR TRAFFIC HUBS
 12 MONTHS ENDING DECEMBER 31, 1964

Community (Airport Name) Percent of Enplanements	Aircraft departures			Enplaned passengers	Enplaned revenue ton				
	Total performed	Scheduled	Scheduled completed		Freight	Express	U.S. Mail		Foreign mail
							Priority	Nonpriority	
No.	2	3	4	5	6	7	8	9	10
1 ATLANTA, GEORGIA 2 (WILLIAM H. FORTS (FLE INT'L) 3 5.77	271072	272778	269474	1892026	156975.50	12536.01	90115.94	2005.52	-20
5 BOSTON, MASSACHUSETTS 6 (LOGAN INTERNATIONAL) 7 2.66	96504	97440	94905	870286	98344.46	710.84	20675.72	10244.68	295.31
9 CHARLOTTE, NORTH CAROLINA 10 (DOUGLAS MUNI) 11 1.29	76021	76493	75647	4226187	18084.46	550.72	14254.27	10.69	.21
13 CHICAGO, ILLINOIS 14 (MIDWAY) 15 0.29	21229	21617	21202	941751	39.60	.06	.02		
16 (MEIGS FIELD) 17 0.00	460	475	460	3546	7.21				
18 (OMAHA INTERNATIONAL) 19 5.82	273598	277673	271444	19084699	305982.43	4862.23	95872.15	29650.97	78.50
21 COMMUNITY TOTAL 22 6.11	295287	299765	293106	20030016	306023.24	4862.29	95872.17	29650.97	78.50
24 DALLAS-FORT WORTH, TEXAS 25 (ECVE FIELD) 26 0.97	52490	53287	52464	3174549	104.00				
27 (DALLAS-FORT WORTH REGIONAL) 28 4.67	200598	201544	199545	15307689	92139.53	875.62	60907.79	5743.24	
29 30 COMMUNITY TOTAL 31 5.64	253088	254831	252009	18482238	92243.53	875.62	60907.79	5743.24	
33 DENVER, COLORADO 34 (STAPLETON INTERNATIONAL) 35 3.91	170751	173509	169693	12812656	62171.40	1717.01	41348.20	3570.66	2.96
37 DETROIT/ANN ARBOR, MICHIGAN 38 (DETROIT CITY) 39 0.00									
40 (DETROIT METROPOLITAN WAYNE CTY) 41 1.63	97089	93157	91263	5357166	32730.91	701.36	19716.08	5484.31	
42 (WELCH RUN) 43 0.00	7317	3598	3598		41743.00				
44 45 COMMUNITY TOTAL 46 1.43	99409	96745	94861	5357166	73973.91	701.36	19716.08	5484.31	
48 HONOLULU, HAWAII 49 (HECKER AFB) 50 0.00					65.69				
51 (HONOLULU INTERNATIONAL) 52 1.87	50870	52811	48171	5978421	94893.72	519.90	14175.84	4151.81	151.97
53 54 COMMUNITY TOTAL 55 1.82	50871	52811	48171	5978421	94959.41	519.90	14175.84	4151.81	151.97
57 HOUSTON, TEXAS 58 (HOUSTON INTERCONTINENTAL) 59 1.72	82922	83887	82644	5637010	33264.59	1008.95	16025.46	854.80	8.37
60 (WILLIAM P. HOBBS) 61 1.09	56806	57479	56643	3561597	2295.80	92.07	11.10	14.69	
62 63 COMMUNITY TOTAL 64 2.81	139728	141366	139287	9198607	35560.39	1101.02	16036.56	969.49	8.37
66 LAS VEGAS, NEVADA 67 (MC CARRAN INT'L) 68 1.37	59053	58874	58265	4322838	4163.96	119.40	2881.08	61.73	
69 70 LOS ANGELES/BURBANK/LINCOLN-CAL 71 (HOLLYWOOD-BURBANK) 72 0.41	22977	23654	22745	1352023	2370.34	10.12	31.81	4.15	
73 (LONG BEACH) 74 0.16	6308	6384	6287	523183	2230.19	11.72	1.50	.02	
75 (LOS ANGELES INTERNATIONAL) 76 4.42	141852	153402	150365	14500496	266981.95	5993.65	49568.60	17800.86	17.20
77 (ORANGE COUNTY) 78 0.41	14519	14668	14397	1338115	1437.75	50.29	3.42	15.33	
79 80 COMMUNITY TOTAL 81 5.40	195656	198088	193789	17713817	273220.23	6085.78	49605.33	17875.38	17.20
83 MIAMI/FT. LAUDERDALE, FLORIDA 84 (FT. LAUDERDALE-HOLLYWOOD INT'L) 85 0.86	32770	32365	31897	2814547	9355.52	155.31	3693.69	63.20	
86 (MIAMI INTERNATIONAL) 87 2.18	84420	85401	85481	7135101	90572.37	1293.80	21034.22	3374.83	192.56
88 89 COMMUNITY TOTAL 90 3.04	117190	117766	115378	9949648	99927.89	1409.11	24727.91	3443.03	192.56
92 MINNEAPOLIS/ST. PAUL, MINNESOTA 93 (MINNEAPOLIS-ST. PAUL INT'L) 94 1.87	97194	97747	96196	6127495	58578.47	646.19	27681.34	5386.84	379.36
95 96 NEWARK, NEW JERSEY 97 (NEWARK) 98 5.58	174248	126718	129163	11743964	48948.88	99.41	17781.45	11568.93	
99 100 NEW YORK, NEW YORK 101 (JOHN F. KENNEDY INT'L) 102 7.23	94499	87668	85383	10374462	248952.89	863.38	96629.19	27262.57	6.26
103 (LA GUARDIA) 104 2.88	117961	218799	119176	9433896	24193.17	785.23	29563.15	8886.78	
105 106 COMMUNITY TOTAL 107 6.10	212860	204415	200559	20088318	272746.86	1648.41	84192.34	35349.35	6.26
109 ORLANDO, FLORIDA 110 (CORNAC INT'L) 111 1.75	59059	59149	58274	4186413	19324.77	321.94	5687.18	710.58	
112									

TABLE 3
 AIRCRAFT DEPARTURES, ENPLANED REVENUE PASSENGERS, AND ENPLANED REVENUE TONS OF CARGO AND MAIL IN TOTAL
 OPERATIONS, ALL SERVICES AT LARGE AIR TRAFFIC HUBS
 12 MONTHS ENDING DECEMBER 31 1964

Line No.	Community (Airport Name) Percent of Enplanements	Aircraft departures			Enplaned passengers	Enplaned revenue tons					
		Total performed	Scheduled	Scheduled completed		Freight	Express	U.S. Mail		Foreign mail	
								Priority	Nonpriority		
2	3	4	5	6	7	8	9	10			
1	PHILADELPHIA, PA/CAMDEN, NJ (INTERNATIONAL)										
2	1.33	67083	67436	66164	4365216	31179.51	703.30	25563.58	12253.24	.18	
3	PHOENIX, ARIZONA (PHOENIX SKY HARBOR INTL)										
4	1.75	97374	97779	96869	5750659	11571.57	422.20	8314.05	2453.01		
5	PITTSBURGH, PA/WHEELING, W. VA (GREATER PITTSBURGH)										
6	1.91	102398	103630	101701	6259853	8452.79	649.64	20286.72	471.31		
7	ST. LOUIS, MISSOURI (LAMBERT-ST. LOUIS MUNI)										
8	2.42	131127	132426	129726	7946046	32651.49	430.58	38840.45	4512.01		
9	SALT LAKE CITY, UTAH (SALT LAKE CITY INTL)										
10	1.06	57016	57567	56717	3477711	17255.78	1005.01	12107.65	625.73		
11	SAN DIEGO, CALIFORNIA (SAN DIEGO INTL-LINDBERGH FLD)										
12	1.07	45197	45335	44971	3505205	8988.55	271.02	7517.35	255.07		
13	SAN FRANCISCO/OAKLAND, CAL. (OAKLAND METROPOLITAN INTL)										
14	0.52	30366	30567	29615	1719438	6249.29	44.56	50.38	6.47		
15	(SAN FRANCISCO INTL)										
16	3.21	128426	130182	127206	10520329	192458.50	2978.52	42367.58	14681.24	14.51	
17	COMMUNITY TOTAL	3.73	158792	160749	156821	12239767	198707.79	3023.08	42417.96	14689.71	14.51
18	SEATTLE/TACOMA, WASHINGTON (BOEING FIELD INTL)										
19	0.00	67	15	14	2229	108.45	.04	8.77			
20	(SEATTLE-TACOMA INTERNATIONAL)										
21	1.54	69585	70520	68739	5060828	94274.78	854.50	26757.61	3875.91	966.23	
22	COMMUNITY TOTAL	1.54	69652	70535	68753	5063057	94378.23	854.54	26766.38	3875.91	966.23
23	TAMPA-ST. PETERSBURG/CLMTRKLAND, FLA (TAMPA INTERNATIONAL)										
24	1.11	57966	58288	57393	3632732	13018.45	475.79	9218.86	151.		
25	(ST. PETERSBURG/CLMTR INTL)										
26	0.10	4267	4384	4265	329479	10.41		.28			
27	COMMUNITY TOTAL	1.21	62233	62672	61658	3962711	13028.86	475.79	921.	150	
28	WASHINGTON, DIST. OF COL. (DULLES INTERNATIONAL)										
29	0.48	24435	24188	23897	1579471	14586.89	119.87	4991.51	8663.14		
30	(WASHINGTON NATIONAL)										
31	2.02	94316	95084	92677	6615609	8081.16	355.56	31755.65	2431.		
32	COMMUNITY TOTAL	2.50	118751	119252	116376	8191080	23568.05	475.43	36747.16	11095.06	
33	OVER-ALL TOTAL, LARGE HUBS	72.74	3227114	3247882	3182531	238443746	2155034.20	42791.80	813280.04	187080.04	2114.22

TABLE 4.
 AIRCRAFT DEPARTURES, ENPLANED REVENUE PASSENGERS, AND ENPLANED REVENUE TONS OF CARGO AND MAIL IN TOTAL
 OPERATIONS, ALL SERVICES AT MEDIAN AIR TRAFFIC HUBS
 12 MONTHS ENDING DECEMBER 31, 1984

L 1 4 6 No.	Community (Airport Name) Percent of Enplanements	Aircraft departures			Enplaned passengers	Enplaned revenue tons				
		Total performed	Scheduled	Scheduled completed		Freight	Express	US Mail		Foreign mail
								Priority	Nonpriority	
1	2	3	4	5	6	7	8	9	10	
1	ALBUQUERQUE, NEW MEXICO									
2	(ALBUQUERQUE SUNPRT/KIRTLND AFB)									
3	0.53	36270	36791	36171	1724428	1993.12	92.28	4546.76	616.21	
4	ANCHORAGE, ALASKA									
5	(ANCHORAGE INTERNATIONAL)									
6	0.33	31090	31127	29007	1076118	274532.73	980.30	18020.11	31201.35	102.09
7	(ELMENDORF AFB)									
8	0.00	2				152.88		2.11	.83	
9	COMMUNITY TOTAL									
10	0.33	31092	31127	29007	1076118	274685.61	980.30	18022.22	31202.18	102.09
11	AUSTIN, TEXAS									
12	(ROBERT MUELLER MUNI)									
13	0.50	29835	30260	29745	1643714	1523.52	51.50	2886.08	16.01	
14	BALTIMORE, MARYLAND									
15	(BALTO/WASH INTL)									
16	0.88	55228	55803	54688	2876946	17245.70	429.19	15260.27	2055.36	
17	BUFFALO/NIAGARA FALLS, NEW YORK									
18	(GREATER BUFFALO INTERNATIONAL)									
19	0.55	35644	36060	35003	1803770	6084.72	201.22	4328.73	803.29	
20	CINCINNATI, OHIO									
21	(GREATER CINCINNATI)									
22	0.52	38846	39051	38584	1703819	7388.84	238.66	6910.34	356.84	
23	CLEVELAND, OHIO									
24	(HOPKINS INTERNATIONAL)									
25	0.84	53530	53771	52218	2751460	18582.06	621.59	9838.86	528.86	
26	COLUMBUS, OHIO									
27	(PORT COLUMBUS INTERNATIONAL)									
28	0.47	25535	25798	25374	1528154	2259.65	158.45	5427.61	432.10	
29	(LOCKBURN AFB)									
30	0.00	1								
31	COMMUNITY TOTAL									
32	0.47	25536	25798	25374	1528154	2259.65	158.45	5427.61	432.10	
33	DAYTON, OHIO									
34	(JAMES M COX DAYTON MUNI)									
35	0.44	27990	28354	27945	1430970	3556.97	218.67	4429.07	4.85	
36	EL PASO, TEXAS									
37	(EL PASO INTERNATIONAL)									
38	0.35	20562	20678	20531	1137129	2021.69	175.86	1290.40	2.07	
39	HARTFC, CONN/SPQFLD&WSTPFD, MASS									
40	(BRADLEY INTL)									
41	0.47	28107	28472	27926	1535368	5931.21	210.00	7519.38	2342.25	
42	INDIANAPOLIS, INDIANA									
43	(INDIANAPOLIS MUNI/METR-COOK)									
44	0.44	32841	32678	32223	1442102	9271.71	218.88	7753.47	1856.15	
45	JACKSONVILLE, FLORIDA									
46	(JACKSONVILLE INTERNATIONAL)									
47	0.32	18468	18652	18356	1054365	1833.61	183.75	6022.19	7.91	
48	KAHULUI, HAWAII									
49	(KAHULUI)									
50	0.47	23992	25454	21951	1562726	1739.42	6.03	776.71	338.98	
51	KANSAS CITY, MISSOURI									
52	(INTERNATIONAL)									
53	0.95	74824	75476	74027	3100434	9298.47	411.46	11506.92	3506.08	
54	(KANSAS CITY MUNI)									
55	0.00	3584	3039	2787	9314	1846.05	15.78	.02		
56	COMMUNITY TOTAL									
57	0.95	78408	78515	76814	3109748	11144.52	427.24	11506.94	3506.08	
58	LOUISVILLE, KENTUCKY									
59	(STANDIFORD FIELD)									
60	0.26	22093	22208	21949	845914	2046.54	141.18	4818.69	100.91	
61	MEMPHIS, TENNESSEE									
62	(MEMPHIS INTERNATIONAL)									
63	0.70	57528	57919	57054	2283425	17086.38	538.64	11699.70	180.53	
64	MILWAUKEE, WISCONSIN									
65	(GENERAL MITCHELL FIELD)									
66	0.34	28113	28658	27851	1115865	3787.30	136.63	5604.84	181.17	
67	NASHVILLE, TENNESSEE									
68	(METROPOLITAN)									
69	0.37	28801	28927	28578	1216188	5365.36	225.34	4094.72	229.80	
70	NEW ORLEANS, LOUISIANA									
71	(INTERNATIONAL/INDISANT FIELD)									
72	0.97	50262	50787	50022	3193181	7139.10	211.82	6970.47	579.28	.09
73	NOFPLKVA SCH/PTSMH/CHESPK, VA									
74	(INDOPLR REGIONAL)									
75	0.46	27382	27741	27263	1505242	1260.87	124.11	1833.27	141.32	
76	OKLAHOMA CITY, OKLAHOMA									
77	(WILL ROGERS WORLD)									
78	0.46	28982	28337	27986	1446365	3444.48	95.98	4337.28	244.87	
79	OMAHA, NEBRASKA									
80	(DODD ATRFIELD)									
81	0.30	22325	22636	22156	984893	2156.71	186.12	6933.47	144.59	
82	ONTARIO/SAN BERNARD/RIVERSE, CA									
83	(ONTARIO INTERNATIONAL)									
84	0.45	26625	26769	26157	1488495	5170.04	87.03	308.47	16.18	

TABLE 4.
 AIRCRAFT DEPARTURES, ENPLANED REVENUE PASSENGERS, AND ENPLANED REVENUE TONS OF CARGO AND MAIL IN TOTAL
 OPERATIONS, ALL SERVICES AT MEDIAN AIR TRAFFIC HUBS
 12 MONTHS ENDING DECEMBER 31, 1984

L i n e No.	Community (Airport Name) Percent of Enplanements	Aircraft departures			Enplaned passengers	Enplaned revenue tons					
		Total performed	Scheduled	Scheduled completed		Freight	Express	US Mail		Foreign mail	
								Priority	Nonpriority		
2	3	4	5	6	7	8	9	10			
1	PORTLAND, OREGON										
2	(PORTLAND INTERNATIONAL)										
3	0.46	41144	41752	40884	2150617	16249.09	400.12	6211.20	1002.09	22.29	
4	RALFIGH/DURHAM, NORTH CAROLINA										
5	(RALFIGH-DURHAM)										
6	0.39	28639	28909	28484	1289108	2275.81	398.67	3389.19	3.54		
7	RENO, NEVADA										
8	(RENO INTL)										
9	0.39	20719	21021	20660	1282283	1191.35	142.19	1606.49	15.29		
10	ROCHESTER, NEW YORK										
11	(ROCHESTER-MONROE COUNTY)										
12	0.27	21680	21968	21399	895372	957.57	184.55	2593.70	1.37		
13	SACRAMENTO, CALIFORNIA										
14	(SACRAMENTO METROPOLITAN)										
15	0.37	19668	20001	19540	1222395	1807.37	286.71	6508.35	688.72		
16	SAN ANTONIO, TEXAS										
17	(SAN ANTONIO INTERNATIONAL)										
18	0.43	30108	30479	30033	2053088	3147.10	89.59	5379.02	313.79	.42	
19	SAN JOSE, CALIFORNIA										
20	(SAN JOSE MUNI)										
21	0.58	32565	33158	32275	1885972	4850.32	97.76	1221.54	444.18		
22	SAN JUAN, PUERTO RICO										
23	(PUERTO RICO INTERNATIONAL)										
24	0.55	12458	12491	12209	1803083	6566.88	155.31	3002.87	1125.34		
25	SYRACUSE, NEW YORK										
26	(CLARENCE F HANCOCK)										
27	0.36	33211	34087	32997	1173429	3956.19	115.32	2095.50	149.22		
28	TUCSON, ARIZONA										
29	(TUCSON INTL)										
30	0.31	17649	17822	17611	1012189	2082.61	119.55	1933.94	139.18		
31	TULSA, OKLAHOMA										
32	(TULSA INTL)										
33	0.43	29213	29493	29022	1393037	2072.58	81.23	3843.94	1111.05		
34	WEST PALM BEACH/PALM BEACH-FLA										
35	(PALM BEACH INTERNATIONAL)										
36	0.56	24428	24851	24291	1823150	2082.30	87.53	1600.45	62.37	5.79	
37	OVER-ALL TOTAL MEDIUM HUBS	17.83	1139442	1151398	1124757	58426108	514580.26	8036.96	192458.35	50987.65	138.68
38											
39											
40											
41											
42											
43											
44											
45											
46											
47											
48											
49											
50											
51											
52											
53											
54											
55											
56											
57											
58											
59											
60											
61											
62											
63											
64											
65											
66											
67											
68											
69											
70											
71											
72											
73											
74											
75											
76											
77											
78											
79											
80											
81											
82											
83											
84											
85											
86											
87											
88											
89											
90											
91											
92											
93											
94											
95											
96											
97											
98											
99											
100											
101											
102											
103											
104											
105											
106											
107											
108											
109											
110											
111											
112											

TABLE 8.
 AIRCRAFT DEPARTURES, ENPLANED REVENUE PASSENGERS, AND ENPLANED REVENUE TONS OF CARGO AND MAIL IN TOTAL
 OPERATIONS, ALL SERVICES AT SMALL AIR TRAFFIC HUBS
 12 MONTHS ENDING DECEMBER 31, 1984

Line No.	Community (Airport Name) Percent of Enplanements	Aircraft departures			Enplaned passengers	Enplaned revenue tons				
		Total performed	Scheduled	Scheduled completed		Freight	Express	U.S. Mail		Foreign mail
								Priority	Nonpriority	
1	2	3	4	5	6	7	8	9	10	
1	ALBANY, NEW YORK									
2	(ALBANY COUNTY)									
3	0.15	11591	11783	11503	498531	758.38	44.25	1914.16	175.14	
4	ALLENTOWN/BETH ELEM/EASTON, PA									
5	(ALLENTOWN-BETH ELEM-EASTON)									
6	0.05	4276	4353	4252	164576	502.88	17.67	526.03	15.73	
7	AMARILLO/BERGER, TEXAS									
8	(AMARILLO AIR TERMINAL)									
9	0.13	7135	7205	7080	428777	279.37	7.60	350.91	.83	
10	BATON ROUGE, LOUISIANA									
11	(RYAN)									
12	0.10	7052	7096	7028	318398	481.29	37.93	54.50	4.70	
13	BILLINGS, MONTANA									
14	(LOGAN FIELD)									
15	0.09	8228	8341	8215	284856	380.13	36.47	2246.00	6.97	
16	BIRMINGHAM, ALABAMA									
17	(BIRMINGHAM MUNI)									
18	0.19	14973	14956	14741	603114	1228.64	180.44	1776.43	38.14	.43
19	BRISE, IDAHO									
20	(BRISE AIR TERMINAL/GWEN FLD)									
21	0.11	10158	9971	9696	364713	522.77	57.66	1485.84	47.10	
22	BROWNVILLE/BRIEN/SAN ANTO, TEX									
23	(CHARLINGTON INDUSTRIAL AIRPARK)									
24	0.17	5078	5117	5077	392677	310.35		.14		
25	(GRAND VALLEY INTL.)									
26	0.01	760	765	740	19840	3135.78	1.25		.01	
27	COMMUNITY TOTAL									
28	0.13	5838	5872	5817	412517	3446.13	1.25	.14	.01	
29	BURBANK, VERMONT									
30	(BURLINGTON INTERNATIONAL)									
31	0.11	6024	6257	6020	356321	352.44	6.75	139.95		
32	CHARLESTON, SOUTH CAROLINA									
33	(CHARLESTON AIRFIELD)									
34	0.13	9462	9539	9412	414995	561.07	64.51	848.30	4.24	
35	CHARLESTON/DUNBAR, W. VIRGINIA									
36	(KANAWHA)									
37	0.06	5766	5847	5733	206076	153.48	23.08	378.78		
38	CHATTANOOGA, TENNESSEE									
39	(LOVELL FIELD)									
40	0.06	4493	4445	4391	207552	798.82	108.23	806.05	2.29	
41	COLORADO SPRINGS, COLORADO									
42	(PETERSON FIELD)									
43	0.13	7722	7796	7539	409981	112.46	38.85	3.23		
44	COLUMBIA, SOUTH CAROLINA									
45	(COLUMBIA METROPOLITAN)									
46	0.12	9198	9248	9089	395480	590.71	114.36	1445.43	1.03	
47	CORPUS CHRISTI, TEXAS									
48	(CORPUS CHRISTI INTERNATIONAL)									
49	0.14	8301	8448	8296	446430	566.28	15.03	293.28	4.56	
50	DAYTONA BEACH, FLORIDA									
51	(DAYTONA BEACH REGIONAL)									
52	0.07	4950	4990	4929	235700	364.09	8.80	2.46		
53	DES MOINES, IOWA									
54	(DES MOINES MUNI)									
55	0.18	15934	16135	15783	588877	1695.88	67.34	5682.17	44.81	
56	DUGENT, OREGON									
57	(EMILIA SWIFT FIELD)									
58	0.05	4417	4495	4404	176063	232.20	32.28	863.92	8.13	
59	FAIRBANKS, ALASKA									
60	(FAIRBANKS INTERNATIONAL)									
61	0.08	8972	9223	8706	252832	5889.40	1.35	1071.44	3960.91	
62	FAYETTEVILLE, NORTH CAROLINA									
63	(FAYETTEVILLE MUNI/GRAMMIS FLD)									
64	0.05	3826	3862	3794	178476	258.78	29.82	469.31		
65	FT. MYERS, FLA.									
66	(SOUTHWEST)									
67	0.18	9602	9664	9578	579616	952.89	29.83	439.11	10.13	
68	FORT WAYNE, INDIANA									
69	(MUNICIPAL/PAFF FIELD)									
70	0.07	9624	9966	9585	234146	382.32	105.78	234.56	.59	
71	FRESNO, CALIFORNIA									
72	(FRSNO AIR TERMINAL)									
73	0.17	7914	8058	7873	383793	965.18	66.25	772.71	15.04	
74	GRAND RAPIDS, MICHIGAN									
75	(KENT COUNTY)									
76	0.14	13049	13268	12976	510322	758.18	71.11	289.82	13.04	
77	GREEN BAY/CLINTONVILLE, WIS.									
78	(AUSTIN-STRAUBER FIELD)									
79	0.05	6191	6268	6093	171378	308.54	25.92	310.94	12.39	
80	GREENSBORO/PIEDMONT/WINSTON-SALEM, N.C.									
81	(GREENSBORO-HIGH POINT/WINSTON REGIONAL)									
82	0.24	22336	22333	21999	783241	3383.88	376.44	3896.59	2.91	
83	GREENVILLE/SPARTANBURG, S.C.									
84	(SPARTANBURG)									
85	0.11	7196	7188	7032	351009	507.62	162.14	1193.58	4.14	

TABLE 5.
 AIRCRAFT DEPARTURES, ENPLANED REVENUE PASSENGERS, AND ENPLANED REVENUE TONS OF CARGO AND MAIL IN TOTAL
 OPERATIONS, ALL SERVICES AT SMALL AIR TRAFFIC HUBS
 12 MONTHS ENDING DECEMBER 31, 1964

L i n e No.	Community (Airport Name) Percent of Enplanements	Aircraft departures			Enplaned passengers	Enplaned revenue tons				
		Total performed	Scheduled	Scheduled completed		Freight	Express	U.S. Mail		Foreign mail
								Priority	Nonpriority	
1	2	3	4	5	6	7	8	9	10	
1	AGANA, GUAM (AGANA FIELD) 0.09	5568	5568	5529	290082	3588.04		1839.57	124.80	3.69
2	HARRISBURG/YORK, PA. (HARRISBURG INTERNATIONAL) 0.07	4283	4373	4253	214086	278.55	37.26	385.00		
3	HELO, HAWAII, HAWAII (GENERAL LYMAN FIELD) 0.12	6948	6916	6535	408925	7304.05	276.79	1193.35	31.94	
4	HUNTSVILLE/DECATUR, ALABAMA (MADISON COUNTY JETPORT) 0.08	7914	8030	7871	266277	569.79	333.68	240.39	14.52	
5	INDIO/PALM SPRINGS, CALIFORNIA (PALM SPRINGS MUNI) 0.07	5068	5167	5038	234051	105.83	6.47	9.34	.11	
6	ISLIP, LONG ISLAND, NEW YORK (LONG ISLAND-MACARTHR) 0.10	6106	6359	6096	319534	133.44	19.09	118.74	1.32	
7	JACKSON-VICKSBURG, MISS. (ALLEN C THOMPSON FIELD) 0.10	8154	8176	8132	337160	920.38	27.61	1312.38		
8	JUNEAU, ALASKA (JUNEAU MUNI) 0.05	3578	3635	3516	164916	1758.62	7.56	822.47	164.03	
9	KATULUA-HONA, HAWAII, HAWAII (KE-AMOLE) 0.17	8663	8616	8287	556746	2706.06	8.19	332.98	154.11	
10	KNOXVILLE, TENNESSEE (MC GHEE TYSON) 0.12	10161	10262	10068	408244	864.25	91.78	1119.65	16.07	
11	LEXINGTON/FRANKFORT, KENTUCKY (BLUF GRASS) 0.09	7930	7999	7872	290556	551.58	67.16	1573.10		
12	LIHUE, KAUAI, HAWAII (LIHUE) 0.24	11131	11210	10166	782032	579.72	.30	332.55	153.42	
13	LITTLE ROCK, ARKANSAS (ADAMS FIELD) 0.21	12628	12806	12594	685779	963.67	48.98	1991.55	.17	
14	LUBBOCK, TEXAS (LUBBOCK REGIONAL) 0.15	8937	9029	8925	507545	246.73	9.81	348.17		
15	MADISON, WISCONSIN (TRUAR FIELD) 0.10	9562	9641	9398	329074	588.60	12.31	843.34	5.13	
16	MELBOURNE, FLORIDA (CAPE KENNEDY REGIONAL) 0.10	5317	5433	5307	317686	486.93	19.23	5.28	.76	
17	MIDLAND/ODESSA, TEXAS (MIDLAND REGIONAL) 0.20	11665	11833	11657	656421	452.13	5.38	78.29		
18	MOBILE, AL/PASCAGOULA, MISS (BATES FIELD) 0.08	9903	10090	9845	275102	335.40	41.86	145.76	5.71	
19	PENSACOLA, FLORIDA (PENSACOLA REGIONAL) 0.07	5058	5134	5040	224770	1234.14	47.57	1345.55	3.42	
20	PORTLAND, MAINE (PORTLAND INTERNATIONAL JETPORT) 0.14	5925	6117	5904	451124	1702.41	85.37	405.67		
21	PROVIDENCE, RHODE ISLAND (THEODORE FRANCIS GREEN STATE) 0.12	9197	9215	9032	398756	605.86	24.98	1246.00	1.35	
22	RICHMOND, VIRGINIA (RICHARD E BYRD FLYING FIELD) 0.17	14667	14759	14504	564467	1186.71	49.71	1979.33	.36	
23	ROANOKE, VIRGINIA (ROANOKE MUNI) 0.06	6396	6453	6334	295564	510.97	1.73	202.78		
24	SARASOTA/BRADENTON, FLORIDA (SARASOTA-BRADENTON) 0.20	10176	10333	10135	659968	746.13	28.81	13.78	.20	
25	SAVANNAH, GEORGIA (SAVANNAH MUNI) 0.13	9105	9227	9079	413889	381.04	41.40	125.01	3.20	
26	SHREVEPORT, LOUISIANA (GREATER SHREVEPORT MUNI) 0.09	7311	7373	7296	289203	791.46	39.63	949.40		
27	SIOUX FALLS, SOUTH DAKOTA (JOE FOSS FIELD) 0.06	7999	7721	7550	191576	521.64	45.74	1757.48	6.17	
28	SOUTH BEND, INDIANA (ST JOSEPH COUNTY) 0.05	8461	8745	8412	165115	240.91	19.71	16.74	.19	

TABLE 5.
 AIRCRAFT DEPARTURES, ENPLANED REVENUE PASSENGERS, AND ENPLANED REVENUE TONS OF CARGO AND MAIL IN TOTAL
 OPERATIONS, ALL SERVICES AT SMALL AIR TRAFFIC HUBS
 12 MONTHS ENDING DECEMBER 31, 1984

L 1 8 9 No.	Community (Airport Name) Percent of Enplanements	Aircraft departures			Enplaned passengers	Enplaned revenue tons				
		Total performed	Scheduled	Scheduled completed		Freight	Express	U.S. Mail		Foreign mail
								Priority	Nonpriority	
2	3	4	5	6	7	8	9	10		
1	SPOKANE, WASHINGTON									
2	(SPOKANE INTERNATIONAL)									
3	0.17	11592	11838	11537	570271	1631.98	122.62	1704.02	2.69	
4	TALLAHASSEE, FLORIDA									
5	(TALLAHASSEE MUNI)									
6	0.07	6111	6189	6053	225042	739.50	33.52	831.43	2.14	
7	TOLEDO, OHIO									
8	(TOLEDO EXPRESS)									
9	0.09	9049	9268	9022	283654	301.12	26.63	417.40		
10	WICHITA, KANSAS									
11	(WICHITA MUNI)									
12	0.18	19183	19571	18973	575977	1033.07	60.04	2576.86	4.94	
13	OVER-ALL TOTAL									
14	SMALL HUBS	507600	513691	501519	22216427	60095.72	3369.30	53822.44	5082.64	4.12
15										
16										
17										
18										
19										
20										
21										
22										
23										
24										
25										
26										
27										
28										
29										
30										
31										
32										
33										
34										
35										
36										
37										
38										
39										
40										
41										
42										
43										
44										
45										
46										
47										
48										
49										
50										
51										
52										
53										
54										
55										
56										
57										
58										
59										
60										
61										
62										
63										
64										
65										
66										
67										
68										
69										
70										
71										
72										
73										
74										
75										
76										
77										
78										
79										
80										
81										
82										
83										
84										
85										
86										
87										
88										
89										
90										
91										
92										
93										
94										
95										
96										
97										
98										
99										
100										
101										
102										
103										
104										
105										
106										
107										
108										
109										
110										
111										

TABLE 4
 ENPLANED REVENUE PASSENGERS, ENPLANED REVENUE TONS OF CARGO AND MAIL, AND AIR TRAFFIC
 HUB CLASSIFICATIONS, BY TYPE OF OPERATION, BY TYPE OF SERVICE, BY COMMUNITY, AND BY CARRIER

12 MONTHS ENDED DECEMBER 31, 1984

Line No.	Area, state or country Community (Airport name) Carrier Type of operation Type of service Hub type and percent of enplanements	Enplaned passengers	Freight	Express	Enplaned revenue tons			Foreign mail	Total cargo and mail
					Priority	Nonpriority	Total		
1	2	3	4	5	6	7	8	9	
1	ALABAMA (CONT.)								
2	TUSCALOOSA (N C.00)								
3	(IVAN DE GRAAFF)								
4	RC DOMESTIC----- SCHEDULED	5962	11.01	.29	2.65	.10	2.75	14.05	
5	NON SCHEDULED	80							
6	ALL SERVICES	6042	11.01	.29	2.65	.10	2.75	14.05	
9	ALASKA								
10	ADAK ISLAND (N C.00)								
11	(ADAK ISLAND NSI)								
12	RI DOMESTIC----- SCHEDULED	842							
13	RV DOMESTIC----- SCHEDULED	5961	65.15		156.45		156.45	221.60	
14	NON SCHEDULED	253	108.15		3.61		3.61	111.76	
15	ALL SERVICES	6214	173.30		160.06		160.06	333.36	
22	COMMUNITY TOTAL DOMESTIC----- SCHEDULED	6004	65.15		156.45		156.45	221.60	
23	NON SCHEDULED	253	108.15		3.61		3.61	111.76	
24	ALL SERVICES	7056	173.30		160.06		160.06	333.36	
28	ANCHORAGE (ANCHORAGE INTERNATIONAL) (M C.33) (0.33)								
29	AA DOMESTIC----- SCHEDULED	46	.04		.60		.60	.64	
30	AS DOMESTIC----- SCHEDULED	366131	9724.55		3362.30	3851.26	7213.56	16936.11	
31	NON SCHEDULED	642	7.83					7.83	
32	ALL SERVICES	366773	9732.38		3362.30	3851.26	7213.56	16945.94	
33	BF DOMESTIC----- SCHEDULED	69161	7886.00		3028.00	9909.00	12937.00	20823.00	
34	FT DOMESTIC----- SCHEDULED		151856.13		2678.08	2658.05	5336.13	157192.26	
35	FT INTERNATIONAL-- SCHEDULED		52405.91		3082.86	1534.12	4616.98	57022.89	
36	FT TOTAL----- SCHEDULED		204262.04		5760.94	4192.17	9953.11	214215.15	
37	HK INTERNATIONAL-- SCHEDULED	6992	7.40		1.91		1.91	9.31	
38	HJ DOMESTIC----- SCHEDULED		3061.44		210.20	6972.30	7182.50	10243.94	
39	NW DOMESTIC----- SCHEDULED	96945	33334.77	3.53	739.36	195.00	534.36	34311.07	
40	NW INTERNATIONAL-- SCHEDULED	426	5840.28		270.58	186.03	456.61	6341.10	
41	NW TOTAL----- SCHEDULED	97371	39175.05	3.53	1009.94	381.03	1390.97	40652.17	
42	PA INTERNATIONAL-- SCHEDULED	183							
43	RI DOMESTIC----- SCHEDULED	16615							
44	RV DOMESTIC----- SCHEDULED	20115	1034.43		2675.71		2675.71	3710.14	
45	NON SCHEDULED	1557	55.67					55.67	
46	ALL SERVICES	21672	1090.10		2675.71		2675.71	3765.81	
47	UA DOMESTIC----- SCHEDULED	112754	643.29	10.39	322.98		322.98	976.66	
48	NON SCHEDULED	1287							
49	ALL SERVICES	114041	643.29	10.39	322.98		322.98	976.66	
50	UA INTERNATIONAL-- SCHEDULED	4596	46.00	.01				19.47	
51	NON SCHEDULED	858							
52	ALL SERVICES	5454	46.00	.01				19.47	
53	WA DOMESTIC----- SCHEDULED	174635	1856.67	966.37	696.59	4.72	701.31	3524.35	
54	WC DOMESTIC----- SCHEDULED	203121	6772.32		950.94	5890.87	6841.81	13614.13	
55	NON SCHEDULED	54							
56	ALL SERVICES	203175	6772.32		950.94	5890.87	6841.81	13614.13	
57	AIRPORT TOTAL DOMESTIC----- SCHEDULED	1059523	216169.64	980.29	14664.76	29481.20	44145.96	261334.30	
58	NON SCHEDULED	3540	63.50					63.50	
59	ALL SERVICES	1063063	216233.14	980.29	14664.76	29481.20	44145.96	261397.80	
60	INTERNATIONAL-- SCHEDULED	12197	58299.59	.01	3355.35	1720.15	5075.50	6368.78	
61	NON SCHEDULED	858							
62	ALL SERVICES	13055	58299.59	.01	3355.35	1720.15	5075.50	6368.78	
63	TOTAL----- SCHEDULED	1071720	274469.23	980.30	18020.11	31201.35	49221.46	324773.08	
64	NON SCHEDULED	4398	63.50					63.50	
65	ALL SERVICES	1076118	274532.73	980.30	18020.11	31201.35	49221.46	324836.58	
66	(ELMENDORF AFB) (0.00)								
67	FT DOMESTIC----- SCHEDULED		103.79		.84	.83	1.67	105.46	
68	FT INTERNATIONAL-- SCHEDULED		49.09		1.27		1.27	50.36	
69	FT TOTAL----- SCHEDULED		152.88		2.11	.83	2.94	155.82	
70	COMMUNITY TOTAL BY CARRIER								
71	AA DOMESTIC----- SCHEDULED	46	.04		.60		.60	.64	
72	AS DOMESTIC----- SCHEDULED	366131	9724.55		3362.30	3851.26	7213.56	16936.11	
73	NON SCHEDULED	642	7.83					7.83	
74	ALL SERVICES	366773	9732.38		3362.30	3851.26	7213.56	16945.94	
75	BF DOMESTIC----- SCHEDULED	69161	7886.00		3028.00	9909.00	12937.00	20823.00	
76	FT DOMESTIC----- SCHEDULED		151959.92		2678.92	2658.08	5337.00	157297.72	
77	FT INTERNATIONAL-- SCHEDULED		52455.00		3084.13	1534.12	4618.25	57073.25	
78	FT TOTAL----- SCHEDULED		204414.92		5763.05	4193.00	9956.05	214370.97	

TABLE 6
 ENPLANED REVENUE PASSENGERS, ENPLANED REVENUE TONS OF CARGO AND MAIL, AND AIR TRAFFIC
 HUB CLASSIFICATIONS, BY TYPE OF OPERATION, BY TYPE OF SERVICE, BY COMMUNITY, AND BY CARRIER
 12 MONTHS ENDED DECEMBER 31, 1984

L 1 # # # No.	Area, state or country Community (Airport name) Carrier Type of operation Type of service Hub type and percent of enplanements	Enplaned passengers	Enplaned revenue tons					
			Freight	Express	U.S. Mail		Foreign mail	Total cargo and mail
					Priority	Nonpriority		
2	3	4	5	6	7	8	9	
1	COMMUNITY TOTAL BY CARRIER (CONT.)							
2	HK INTERNATIONAL--SCHEDULED	6992	7.40		1.91		1.91	9.31
3	HJ DOMESTIC-----SCHEDULED		3061.44		210.20	6972.30	7182.50	10243.94
4	NM DOMESTIC-----SCHEDULED	96945	33334.77	3.53	739.36	195.00	934.36	34311.07
5	NM INTERNATIONAL--SCHEDULED	426	5840.28		270.58	186.03	456.61	6341.10
6	NM TOTAL-----SCHEDULED	97371	39175.05	3.53	1009.94	381.03	1390.97	40652.17
7	PA INTERNATIONAL--SCHEDULED	183						
8	RI DOMESTIC-----SCHEDULED	16615						
9	RV DOMESTIC-----SCHEDULED	20115	1034.43		2675.71		2675.71	3710.14
10	RV DOMESTIC-----NONSCHEDULED	1557	55.67					55.67
11	RV DOMESTIC-----ALL SERVICES	21672	1090.10		2675.71		2675.71	3765.81
12	UA DOMESTIC-----SCHEDULED	112754	643.29	10.39	322.98		322.98	976.66
13	UA DOMESTIC-----NONSCHEDULED	1287						
14	UA DOMESTIC-----ALL SERVICES	114041	643.29	10.39	322.98		322.98	976.66
15	UA INTERNATIONAL--SCHEDULED	4596	46.00	.01				19.47
16	UA INTERNATIONAL--NONSCHEDULED	858						65.48
17	UA INTERNATIONAL--ALL SERVICES	5454	46.00	.01				19.47
18	UA TOTAL-----SCHEDULED	117350	689.29	10.40	322.98		322.98	1042.14
19	UA TOTAL-----NONSCHEDULED	2145						
20	UA TOTAL-----ALL SERVICES	119495	689.29	10.40	322.98		322.98	1062.14
21	WA DOMESTIC-----SCHEDULED	174635	1856.67	966.37	696.59	4.72	701.31	3524.35
22	WC DOMESTIC-----SCHEDULED	203121	6772.32		950.94	5890.87	6841.81	13614.13
23	WC DOMESTIC-----NONSCHEDULED	54						
24	WC DOMESTIC-----ALL SERVICES	203175	6772.32		950.94	5890.87	6841.81	13614.13
25	COMMUNITY TOTAL DOMESTIC-----SCHEDULED	1059523	216273.43	980.29	14665.60	29482.03	44147.63	261439.74
26	COMMUNITY TOTAL DOMESTIC-----NONSCHEDULED	3540	63.50					63.50
27	COMMUNITY TOTAL DOMESTIC-----ALL SERVICES	1063063	216336.93	980.29	14665.60	29482.03	44147.63	261503.24
28	INTERNATIONAL--SCHEDULED	12197	58348.68	.01	3356.62	1720.15	5076.77	63489.14
29	INTERNATIONAL--NONSCHEDULED	858						
30	INTERNATIONAL--ALL SERVICES	13055	58348.68	.01	3356.62	1720.15	5076.77	63489.14
31	TOTAL-----SCHEDULED	1071720	274622.11	980.30	18022.22	31202.18	49224.40	324928.90
32	TOTAL-----NONSCHEDULED	4398	63.50					63.50
33	TOTAL-----ALL SERVICES	1076118	274685.61	980.30	18022.22	31202.18	49224.40	324992.40
34	ANAK (ANAK) N 0.00							
35	BF DOMESTIC-----SCHEDULED		117.00					117.00
36	HJ DOMESTIC-----SCHEDULED		112.40					112.40
37	WC DOMESTIC-----SCHEDULED	1044	29.22		2.42	21.88	24.30	53.52
38	COMMUNITY TOTAL DOMESTIC-----SCHEDULED	1044	258.62		2.42	21.88	24.30	282.92
39	BARRON (WILEY POST-HILL ROGERS MEM) N 0.00							
40	BF DOMESTIC-----SCHEDULED	12667	224.00		35.00	43.00	78.00	306.00
41	WC DOMESTIC-----SCHEDULED	11552	110.47		20.12	39.43	59.55	170.02
42	COMMUNITY TOTAL DOMESTIC-----SCHEDULED	24219	338.47		55.12	82.43	137.55	476.02
43	BETHEL (BETHEL) N 0.00							
44	AS DOMESTIC-----SCHEDULED	2134	38.35		3.44	1.90	5.34	43.69
45	BF DOMESTIC-----SCHEDULED	8756	897.00		44.00	7.00	51.00	948.00
46	HJ DOMESTIC-----SCHEDULED		290.60		3.50	13.20	16.70	307.30
47	MC DOMESTIC-----SCHEDULED	12107	502.10		74.22	59.15	133.37	635.47
48	MC DOMESTIC-----NONSCHEDULED	65						
49	MC DOMESTIC-----ALL SERVICES	12172	502.10		74.22	59.15	133.37	635.47
50	COMMUNITY TOTAL DOMESTIC-----SCHEDULED	22999	1728.05		125.16	81.25	206.41	1934.46
51	COMMUNITY TOTAL DOMESTIC-----NONSCHEDULED	65						
52	COMMUNITY TOTAL DOMESTIC-----ALL SERVICES	23064	1728.05		125.16	81.25	206.41	1934.46
53	COLD BAY (COLD BAY) N 0.00							
54	BF DOMESTIC-----SCHEDULED		61.00					61.00
55	HJ DOMESTIC-----SCHEDULED		.50					.50
56	RI DOMESTIC-----SCHEDULED	94						
57	RV DOMESTIC-----SCHEDULED	10978	645.12		627.16		627.16	1272.28
58	RV DOMESTIC-----NONSCHEDULED	1078	.30					.30
59	RV DOMESTIC-----ALL SERVICES	12056	645.42		627.16		627.16	1272.58
60	COMMUNITY TOTAL DOMESTIC-----SCHEDULED	11072	666.62		627.16		627.16	1333.76
61	COMMUNITY TOTAL DOMESTIC-----NONSCHEDULED	1078	.30					.30
62	COMMUNITY TOTAL DOMESTIC-----ALL SERVICES	12150	706.92		627.16		627.16	1334.06

TABLE 6
 ENPLANED REVENUE PASSENGERS, ENPLANED REVENUE TONS OF CARGO AND MAIL, AND AIR TRAFFIC
 HUB CLASSIFICATIONS, BY TYPE OF OPERATION, BY TYPE OF SERVICE, BY COMMUNITY, AND BY CARRIER
 12 MONTHS ENDED DECEMBER 31, 1984

Line No.	Area, state or country Community (Airport name) Carrier Type of operation Hub type and percent of enplanements	Enplaned passengers	Enplaned revenue tons					Total cargo and mail
			Freight	Express	U.S. Mail		Foreign mail	
					Priority	Nonpriority	Total	
1	ALASKA (CONT.)							
2	CORDOVA (CORDOVA-MILE 13) N C.00							
3	AS DOMESTIC-----SCHEDULED	10630	676.07		39.51	49.56	89.07	765.14
4								
5								
6								
7	DEADHORSE (DEADHORSE) N C.00							
8	AS DOMESTIC-----SCHEDULED	4047	894.99		23.70	18.93	42.63	937.62
9	NONSCHEDULED	88						
10	ALL SERVICES	40735	894.99		23.70	18.93	42.63	937.62
11								
12	BF DOMESTIC-----SCHEDULED	5925	641.00		97.00	2.00	99.00	740.00
13								
14	MC DOMESTIC-----SCHEDULED	40814	764.43		12.12	28.69	40.81	805.24
15								
16	COMMUNITY TOTAL DOMESTIC-----SCHEDULED	87384	2300.42		132.82	49.62	182.44	2482.86
17	NONSCHEDULED	88						
18	ALL SERVICES	87472	2300.42		132.82	49.62	182.44	2482.86
19								
20								
21								
22								
23								
24	DILLINGHAM (DILLINGHAM MUNI) N C.00							
25	BF DOMESTIC-----SCHEDULED	7735	290.00		16.00	8.00	24.00	314.00
26								
27	NJ DOMESTIC-----SCHEDULED		217.90			.30	.30	218.20
28								
29	RJ DOMESTIC-----SCHEDULED	798						
30								
31	MC DOMESTIC-----SCHEDULED	8990	345.84		36.99	64.65	101.64	447.48
32								
33	COMMUNITY TOTAL DOMESTIC-----SCHEDULED	17523	853.74		52.99	72.95	125.94	979.68
34								
35								
36								
37								
38								
39	DUTCH HARBOR (DUTCH HARBOR) N C.00							
40	BF DOMESTIC-----SCHEDULED		67.00					67.00
41								
42	NJ DOMESTIC-----SCHEDULED		12.80					12.80
43								
44	RJ DOMESTIC-----SCHEDULED	6180						
45								
46	RV DOMESTIC-----SCHEDULED	3649	181.59		51.27		51.27	232.86
47	NONSCHEDULED	71	3.50					3.50
48	ALL SERVICES	3720	185.09		51.27		51.27	236.36
49								
50	COMMUNITY TOTAL DOMESTIC-----SCHEDULED	9829	241.39		51.27		51.27	292.66
51	NONSCHEDULED	71	3.50					3.50
52	ALL SERVICES	9900	244.89		51.27		51.27	296.16
53								
54								
55								
56								
57								
58	ERDMANN (ERDMANN) N C.00							
59								
60								
61								
62	FAIRBANKS (FAIRBANKS INTERNATIONAL) S C.08							
63	AS DOMESTIC-----SCHEDULED	115770	849.60		825.50	186.28	1011.78	1861.38
64								
65	BF DOMESTIC-----SCHEDULED	30823	2596.00		704.00	2483.00	3187.00	5783.00
66								
67	FT DOMESTIC-----SCHEDULED		815.32		19.26	23.83	43.09	858.41
68								
69	MI DOMESTIC-----SCHEDULED	10309	281.85		65.00		65.00	346.85
70								
71	MI INTERNATIONAL-----SCHEDULED		25.28		1.06	.01	1.07	26.35
72								
73	MI TOTAL-----SCHEDULED	10309	307.13		66.06	.01	66.07	373.20
74								
75	RJ DOMESTIC-----NONSCHEDULED	312						
76								
77	UA DOMESTIC-----SCHEDULED	11418	11.16	.25	96.21		96.21	107.62
78								
79	WA DOMESTIC-----SCHEDULED	16494	96.27	1.10	84.52	.05	86.57	181.94
80								
81	MC DOMESTIC-----SCHEDULED	67640	1213.92		175.89	1267.74	1443.63	2657.55
82	NONSCHEDULED	66						
83	ALL SERVICES	67706	1213.92		175.89	1267.74	1443.63	2657.55
84								
85	COMMUNITY TOTAL DOMESTIC-----SCHEDULED	252454	5864.12	1.35	1970.38	3960.90	5931.28	11796.75
86	NONSCHEDULED	378						
87	ALL SERVICES	252832	5864.12	1.35	1970.38	3960.90	5931.28	11796.75
88								
89	INTERNATIONAL-----SCHEDULED		25.28		1.06	.01	1.07	26.35
90								
91	TOTAL-----SCHEDULED	252454	5889.40	1.35	1971.44	3960.91	5932.35	11823.10
92	NONSCHEDULED	378						
93	ALL SERVICES	252832	5889.40	1.35	1971.44	3960.91	5932.35	11823.10
94								
95								
96								
97								
98								
99	FAREHILL (FAREHILL INTERMEDIATE FLD) N C.00							
100	MC DOMESTIC-----SCHEDULED				.19		.19	.19
101								
102								
103								
104								
105	PLAT (PLAT) N C.00							
106	MJ DOMESTIC-----SCHEDULED		.70					.70
107								
108	MC DOMESTIC-----SCHEDULED	3			.26	.01	.27	.27
109								
110								
111								
112								

TABLE 6
 ENPLANED REVENUE PASSENGERS, ENPLANED REVENUE TONS OF CARGO AND MAIL, AND AIR TRAFFIC
 HUB CLASSIFICATIONS, BY TYPE OF OPERATION, BY TYPE OF SERVICE, BY COMMUNITY, AND BY CABIN
 12 MONTHS ENDED DECEMBER 31, 1984

Line No.	Area, state or country Community (Airport name) Carrier Type of operation Type of service Hub type and percent of enplanements	Enplaned passengers	Freight	Express	Enplaned revenue tons		Total	Foreign mail	Total cargo and mail
					Priority	Nonpriority			
1	COMMUNITY TOTAL								
2	DOMESTIC-----SCHEDULED	3	.73		.26	.01	.27		.97
6	GALENA (GALENA) N 0.00								
7	BF DOMESTIC-----SCHEDULED		84.00		6.00		6.00		90.00
10	HJ DOMESTIC-----SCHEDULED		43.30		3.10	7.60	10.70		54.00
11	RI DOMESTIC-----SCHEDULED	6							
13	WC DOMESTIC-----SCHEDULED	769	31.12		28.30	9.86	38.16		69.28
16	COMMUNITY TOTAL DOMESTIC-----SCHEDULED	775	158.42		37.60	17.46	54.86		213.28
21	GAMBELL (GAMBELL MUNI) N 0.00								
22	HJ DOMESTIC-----SCHEDULED		3.00						3.00
27	GUSTAVUS (GUSTAVUS) N 0.00								
28	AS DOMESTIC-----SCHEDULED	6866	32.98		5.65	.37	6.02		39.00
33	HOLY CROSS (HOLY CROSS) N 0.00								
34	WC DOMESTIC-----SCHEDULED				.08		.08		.08
39	HOOVER BAY (HOOVER BAY) N 0.00								
43	HUGHES (HUGHES MUNI) N 0.00								
44	WC DOMESTIC-----SCHEDULED				.51		.51		.51
49	MUSLIA (MUSLIA) N 0.00								
51	WC DOMESTIC-----SCHEDULED				.12		.12		.12
54	ILLIAMA (ILLIAMA) N 0.00								
55	HJ DOMESTIC-----SCHEDULED		96.10		.80	3.30	4.30		100.40
61	JUNEAU (JUNEAU MUNI) S 0.05								
62	AS DOMESTIC-----SCHEDULED	139194	1544.83		660.75	163.97	824.72		2369.55
64	WA DOMESTIC-----SCHEDULED	25762	213.79	7.58	161.72	.06	168.78		383.15
66	COMMUNITY TOTAL DOMESTIC-----SCHEDULED	164916	1756.62	7.58	822.47	164.03	986.50		2752.70
71	KALSRAG (KALSRAG MUNI) N 0.00								
76	KALTAC (KALTAC) N 0.00								
77	WC DOMESTIC-----SCHEDULED				.10		.10		.10
81	KENAI (KENAI MUNI) N 0.00								
82	HJ DOMESTIC-----SCHEDULED		29.50						29.50
86	COMMUNITY TOTAL DOMESTIC-----SCHEDULED		29.50						29.50
91	KETCHIKAN (KETCHIKAN WATERFRONT SPR) N 0.00								
92	AS DOMESTIC-----SCHEDULED	66395	1109.14		282.59	32.45	315.04		1424.18
93	AS DOMESTIC-----NONSCHEDULED	232							
94	ALL SERVICES	66597	1109.14		282.59	32.45	315.04		1424.18
96	WA DOMESTIC-----SCHEDULED	4852	70.65	.03	.60	.70	.70		71.36
98	COMMUNITY TOTAL DOMESTIC-----SCHEDULED	71217	1179.77	.03	283.19	32.55	315.74		1495.54
100	AS DOMESTIC-----NONSCHEDULED	232							
101	ALL SERVICES	71449	1179.77	.03	283.19	32.55	315.74		1495.54
104	KING COVE (KING COVE) N 0.00								
105	HJ DOMESTIC-----SCHEDULED		49.60						49.60

TABLE 6
ENPLANED REVENUE PASSENGERS, ENPLANED REVENUE TONS OF CARGO AND MAIL, AND AIR TRAFFIC
HUB CLASSIFICATIONS, BY TYPE OF OPERATION, BY TYPE OF SERVICE, BY COMMUNITY, AND BY CARRIER
12 MONTHS ENDED DECEMBER 31, 1984

Line No.	Area, state or country Community (Airport name) Carrier Type of operation Type of service Hub type and percent of enplanements	Enplaned passengers	Freight	Express	Enplaned revenue tons			Foreign mail	Total cargo and mail
					Priority	Nonpriority	Total		
					U.S. Mail				
					Priority	Nonpriority	Total		
1	ALASKA (CONT.)								
2	KING SALMON (KING SALMON) N C.00								
3	BF DOMESTIC-----SCHEDULED	7644	243.00		27.00	18.00	45.00	288.00	
4	FT DOMESTIC-----SCHEDULED		305.56		4.31	4.62	8.93	314.49	
5	HJ DOMESTIC-----SCHEDULED		402.20					402.20	
6	RI DOMESTIC-----SCHEDULED	1476							
7	RV DOMESTIC-----SCHEDULED	22			.01		.01	.01	
8	NONSCHEDULED	28	48.08					48.08	
9	ALL SERVICES	50	48.08		.01		.01	48.09	
10	WC DOMESTIC-----SCHEDULED	13009	135.12		30.30	68.61	98.91	234.03	
11	COMMUNITY TOTAL								
12	DOMESTIC-----SCHEDULED	22151	1085.88		61.62	91.23	152.85	1238.73	
13	NONSCHEDULED	28	48.08					48.08	
14	ALL SERVICES	22179	1133.96		61.62	91.23	152.85	1286.81	
15									
16									
17									
18									
19									
20									
21									
22									
23									
24									
25	KODIAK (KODIAK NS/INNER HARBOR SPB) N C.00								
26	AS DOMESTIC-----SCHEDULED	1632	245.23		2.62	3.76	6.38	251.61	
27	BF DOMESTIC-----SCHEDULED	7873	63.00		24.00	11.00	35.00	98.00	
28	HJ DOMESTIC-----SCHEDULED		94.40					94.40	
29	RI DOMESTIC-----SCHEDULED	5497							
30	WC DOMESTIC-----SCHEDULED	28123	981.14		97.15	137.04	234.19	1215.33	
31	COMMUNITY TOTAL								
32	DOMESTIC-----SCHEDULED	43125	1383.77		123.77	151.80	275.57	1659.34	
33									
34									
35									
36									
37									
38									
39									
40									
41	KOTZEBUE (KOTZEBUE) N C.00								
42	AS DOMESTIC-----SCHEDULED	13803	686.57		50.74	48.46	99.20	785.77	
43	BF DOMESTIC-----SCHEDULED	4132	646.00		35.00	9.00	44.00	690.00	
44	HJ DOMESTIC-----SCHEDULED		15.00					15.00	
45	WC DOMESTIC-----SCHEDULED	7754	190.80		7.66	58.47	66.13	256.93	
46	COMMUNITY TOTAL								
47	DOMESTIC-----SCHEDULED	25689	1538.37		93.40	115.93	209.33	1747.70	
48									
49									
50									
51									
52									
53									
54									
55									
56	KOVUK (KOVUK) N C.00								
57	WC DOMESTIC-----SCHEDULED				.05		.05	.05	
58									
59									
60									
61									
62	KOYUKUK (KOYUKUK) N C.00								
63	WC DOMESTIC-----SCHEDULED				.12		.12	.12	
64									
65									
66									
67									
68	MCGRATH (MCGRATH) N C.00								
69	BF DOMESTIC-----SCHEDULED		76.00		3.00	1.00	4.00	80.00	
70	HJ DOMESTIC-----SCHEDULED		22.60		1.20	12.70	13.90	36.50	
71	WC DOMESTIC-----SCHEDULED	760	20.61		30.64		30.64	51.25	
72	COMMUNITY TOTAL								
73	DOMESTIC-----SCHEDULED	760	119.21		34.84	13.70	48.54	167.75	
74									
75									
76									
77									
78									
79									
80									
81	MOSES POINT (MOSES POINT) N C.00								
82									
83									
84									
85									
86									
87	MORE (MORE) N C.00								
88	AS DOMESTIC-----SCHEDULED	18460	313.84		85.39	81.12	166.51	480.35	
89	BF DOMESTIC-----SCHEDULED	4181	691.00		38.00	8.00	46.00	737.00	
90	HJ DOMESTIC-----SCHEDULED		28.40					28.40	
91	WC DOMESTIC-----SCHEDULED	8323	134.79		18.09	50.04	68.13	202.92	
92	COMMUNITY TOTAL								
93	DOMESTIC-----SCHEDULED	28964	1168.03		141.48	139.16	280.64	1448.67	
94									
95									
96									
97									
98									
99									
100	MULATO (MULATO) N C.00								
101	WC DOMESTIC-----SCHEDULED				.22		.22	.22	
102									
103									
104									
105									
106									
107	NYAC (NYAC) N C.00								
108	HJ DOMESTIC-----SCHEDULED		.30					.30	
109									
110									
111									
112									

TABLE 6
ENPLANED REVENUE PASSENGERS, ENPLANED REVENUE TONS OF CARGO AND MAIL, AND AIR TRAFFIC
HUB CLASSIFICATIONS, BY TYPE OF OPERATION, BY TYPE OF SERVICE, BY COMMUNITY, AND BY CARRIER

12 MONTHS ENDED DECEMBER 31, 1984

Line No.	Area, state or country Community (Airport name) Carrier Type of operation Type of service Hub type and percent of enplanements	Enplaned passengers	Enplaned revenue tons					Foreign mail	Total cargo and mail
			Freight	Express	Priority	Nonpriority	Total		
1	2	3	4	5	6	7	8	9	
1	ALASKA (CONT.)								
2	PAINTER CREEK (PAINTER CREEK)	N 0.00							
6	PETERSBURG (PETERSBURG APT/SP BASE)	N 0.00							
7	AS DOMESTIC-----SCHEDULED	14201	180.29		46.64	22.67	69.31	249.60	
11	POINT HOPE (POINT HOPE MUNI)	N 0.00							
13	BF DOMESTIC-----SCHEDULED		23.00			1.00	1.00	24.00	
18	PORT HEIDEN (PORT HEIDEN)	N 0.00							
19	MJ DOMESTIC-----SCHEDULED		28.20					28.20	
20	RV DOMESTIC-----SCHEDULED		31.0					58.11	
21	COMMUNITY TOTAL DOMESTIC-----SCHEDULED	310	60.50		25.81		25.81	86.31	
27	PORT MOLLER (PORT MOLLER AFS)	N 0.00							
28	MJ DOMESTIC-----SCHEDULED		2.70					2.70	
35	RED DEVIL (RED DEVIL)	N 0.00							
36	RUBY (RUBY)	N 0.00							
37	ML DOMESTIC-----SCHEDULED				.35		.35	.35	
43	SAINT GEORGE (SAINT GEORGE)	N 0.00							
44	ML DOMESTIC-----SCHEDULED		33.80		1.20	1.50	2.70	36.50	
45	RJ DOMESTIC-----SCHEDULED		1.0						
46	COMMUNITY TOTAL DOMESTIC-----SCHEDULED	1.0	33.80		1.20	1.50	2.70	36.50	
57	ST. MARYS (ST. MARYS AIRPORT)	N 0.00							
58	MF DOMESTIC-----SCHEDULED		227.00		39.00		39.00	266.00	
59	MJ DOMESTIC-----SCHEDULED		498.50					498.50	
60	MC DOMESTIC-----SCHEDULED		1168	109.40	4.09	15.19	19.28	128.68	
61	COMMUNITY TOTAL DOMESTIC-----SCHEDULED	1168	834.90		43.09	15.19	58.28	893.16	
66	ST. MICHAEL (ST. MICHAEL)	N 0.00							
67	MC DOMESTIC-----SCHEDULED		2		.19		.19	.19	
74	ST. PAUL (ST. PAUL ISLAND)	N 0.00							
75	MJ DOMESTIC-----SCHEDULED		120.00		2.90	3.70	6.60	126.60	
76	RJ DOMESTIC-----SCHEDULED		21						
77	RV DOMESTIC-----SCHEDULED		2895	36.12	32.53		32.53	68.65	
78	NONSCHEDULED ALL SERVICES		91		.70		.70	.70	
79	COMMUNITY TOTAL DOMESTIC-----SCHEDULED	2986	36.12		33.23		33.23	69.35	
80	COMMUNITY TOTAL DOMESTIC-----SCHEDULED NONSCHEDULED ALL SERVICES	2916	156.12		35.43	3.70	39.13	195.25	
81	COMMUNITY TOTAL DOMESTIC-----SCHEDULED NONSCHEDULED ALL SERVICES	3007	156.12		36.13	3.70	39.83	195.95	
91	SAND POINT (SAND POINT MUNI)	N 0.00							
92	MJ DOMESTIC-----SCHEDULED		5.10					5.10	
93	RJ DOMESTIC-----SCHEDULED		519						
94	RV DOMESTIC-----SCHEDULED		1721	43.96	39.19		39.19	83.15	
95	COMMUNITY TOTAL DOMESTIC-----SCHEDULED	2240	49.06		39.19		39.19	88.25	
104	SAVOONGA (SAVOONGA AIRPORT)	N 0.00							
105	MJ DOMESTIC-----SCHEDULED		5.30					5.30	

TABLE 4
 ENPLANED REVENUE PASSENGERS, ENPLANED REVENUE TONS OF CARGO AND MAIL, AND AIR TRAFFIC
 HUB CLASSIFICATIONS, BY TYPE OF OPERATION, BY TYPE OF SERVICE, BY COMMUNITY, AND BY CARRIER
 12 MONTHS ENDED DECEMBER 31, 1984

L i n e No.	Area, state or country Community (Airport name) Carrier Type of operation Type of service Hub type and percent of enplanements	Enplaned passengers	Enplaned revenue tons					Total cargo and mail
			Freight	Express	Priority	Nonpriority	Total	
						U.S. Mail	Foreign mail	
1	ALASKA (CONT.)							
2	SHAKTOOLIK (SHAKTOOLIK) N G.00							
3	MC DOMESTIC-----SCHEDULED	5			.01			.01
4								
5								
6								
7								
8	SHENYA (SHENYA AFB) N G.00							
9	RV DOMESTIC-----SCHEDULED	4145	25.70		121.65			147.35
10	NONSCHEDULED	473	113.41		1.67			115.08
11	ALL SERVICES	4618	139.11		123.32			262.43
12								
13								
14								
15								
16	SITKA (SITKA) N G.00							
17	AS DOMESTIC-----SCHEDULED	44598	1293.47		122.58	63.51		1479.56
18	NONSCHEDULED	112						
19	ALL SERVICES	44710	1293.47		122.58	63.51		1479.56
20								
21	COMMUNITY TOTAL							
22	DOMESTIC-----SCHEDULED	44598	1293.47		122.58	63.51		1479.56
23	NONSCHEDULED	112						
24	ALL SERVICES	44710	1293.47		122.58	63.51		1479.56
25								
26								
27								
28								
29	STEBBINS (STEBBINS) N G.00							
30	MC DOMESTIC-----SCHEDULED	5			.04			.04
31								
32								
33								
34								
35	TAKOTNA (TAKOTNA) N G.00							
36	MC DOMESTIC-----SCHEDULED	22			2.64			2.64
37								
38								
39								
40								
41	TANALIAN POINT (TANALIAN POINT) N G.00							
42	MC DOMESTIC-----SCHEDULED	12			.25			.25
43								
44								
45	TATALINA (TATALINA AFS) N G.00							
46	MC DOMESTIC-----SCHEDULED	12			.25			.25
47								
48								
49								
50								
51	UNALAKLEET (UNALAKLEET) N G.00							
52	BF DOMESTIC-----SCHEDULED		252.00		6.00			258.00
53								
54	HJ DOMESTIC-----SCHEDULED		235.20		11.30	10.00		246.50
55								
56	MC DOMESTIC-----SCHEDULED	1011	74.99		19.72	11.39		106.10
57								
58	COMMUNITY TOTAL							
59	DOMESTIC-----SCHEDULED	1011	562.19		27.02	21.39		610.60
60								
61								
62								
63								
64	UTOPIA (INDIAN MOUNTAIN AFS) N G.00							
65	MC DOMESTIC-----SCHEDULED				.56			.56
66								
67								
68								
69	WRANGELL (WRANGELL) N G.00							
70	AS DOMESTIC-----SCHEDULED	8720	267.75		25.95	40.47		334.17
71								
72								
73								
74								
75	YAKUTAT (YAKUTAT) N G.00							
76	AS DOMESTIC-----SCHEDULED	7443	615.81		15.16	15.08		646.05
77								
78								
79								
80								
81	ARIZONA							
82								
83								
84								
85	FLAGSTAFF (PULLIAM) N G.00							
86	QC DOMESTIC-----SCHEDULED	12599	4.60					4.60
87								
88								
89								
90								
91	GRAND CANYON (GRAND CANYON NATIONAL PARK) N G.00							
92	RC DOMESTIC-----SCHEDULED	18544	4.63	.02		.01		4.66
93	NONSCHEDULED	80				.01		.01
94	ALL SERVICES	18644	4.63	.02		.01		4.66
95								
96								
97								
98								
99								
100	PAGE (PAGE) N G.00							
101	QC DOMESTIC-----SCHEDULED	4380	4.50					4.50
102								
103								
104								
105	PHOENIX (PHOENIX SKY HARBOR INTL) L 1.75							
106	AA DOMESTIC-----SCHEDULED	482701	2186.88		1314.49	882.42		6383.71
107								
108	AL DOMESTIC-----SCHEDULED	102976	120.87	6.32	341.04			468.23
109	NONSCHEDULED	381						
110	ALL SERVICES	103357	120.87	6.32	341.04			468.23
111								
112								

TABLE 8
 ENPLANED REVENUE PASSENGERS, ENPLANED REVENUE TONS OF CARGO AND MAIL, AND AIR TRAFFIC
 HUB CLASSIFICATIONS, BY TYPE OF OPERATION, BY TYPE OF SERVICE, BY COMMUNITY, AND BY CARRIER

12 MONTHS ENDED DECEMBER 31, 1984

No.	Area, state or country (Community) (Airport name) Carrier Type of operation Type of service Hub type and percent of enplanements	Enplaned passengers	Enplaned revenue tons					Foreign mail	Total cargo and mail
			Freight	Express	Priority	Nonpriority	Total		
		2	3	4	5	6	7	8	9
PHOENIX SKY HARBOR INTL (CONT.)									
1	BA DOMESTIC-----SCHEDULED	29855	.77		4.44		4.44		5.21
2	NONSCHEDULED	280							
3	ALL SERVICES	30135	.77		4.44		4.44		5.21
4	CO DOMESTIC-----SCHEDULED	159738	305.94	.03			146.72		452.69
5	NONSCHEDULED	175675	407.66	41.05	558.59		558.59		1007.30
6	ALL SERVICES	175868	407.66	41.05	558.59		558.59		1007.30
7	EA DOMESTIC-----SCHEDULED	170739	1032.86	51.82	542.77	6.91	549.68		1634.36
8	NONSCHEDULED	148							
9	ALL SERVICES	170887	1032.86	51.82	542.77	6.91	549.68		1634.36
10	FL DOMESTIC-----SCHEDULED	180709	320.29	67.88	386.44		386.44		774.61
11	NONSCHEDULED	1056416	62.11						62.11
12	ALL SERVICES	143391	328.33	.24	335.19	56.21	391.40		719.97
13	GA DOMESTIC-----NONSCHEDULED	128							
14	PS DOMESTIC-----SCHEDULED	284342	238.59		169.04		169.04		407.63
15	NONSCHEDULED	720							
16	ALL SERVICES	285062	238.59		169.04		169.04		407.63
17	QG DOMESTIC-----SCHEDULED	14540	25.30						25.30
18	RC DOMESTIC-----SCHEDULED	1067364	3722.56	77.68	964.46	46.48	1010.94		4811.18
19	NONSCHEDULED	470							
20	ALL SERVICES	1067834	3722.56	77.68	964.46	46.48	1010.94		4811.18
21	TD DOMESTIC-----SCHEDULED	253566	816.97	5.07	1021.31	658.80	1680.11		2502.15
22	UA DOMESTIC-----SCHEDULED	430342	1289.84	108.54	1461.92	102.41	1564.33		2962.71
23	NONSCHEDULED	3145							
24	ALL SERVICES	433487	1289.84	108.54	1461.92	102.41	1564.33		2962.71
25	WA DOMESTIC-----SCHEDULED	283187	573.75	63.57	938.19	655.07	1593.26		2230.58
26	NONSCHEDULED	148							
27	ALL SERVICES	283335	573.75	63.57	938.19	655.07	1593.26		2230.58
28	XC DOMESTIC-----SCHEDULED	89225	138.93		129.45	84.71	214.16		353.09
29	YN DOMESTIC-----SCHEDULED	802280							
30	COMMUNITY TOTAL								
31	DD DOMESTIC-----SCHEDULED	5745046	11571.57	422.20	8314.05	2493.01	10807.06		22800.83
32	NONSCHEDULED	5613							
33	ALL SERVICES	5750659	11571.57	422.20	8314.05	2493.01	10807.06		22800.83
34	TUCSON								
35	(TUCSON INTL) M C-31								
36	AA DOMESTIC-----SCHEDULED	150445	527.35		429.72	54.10	483.82		1011.17
37	AL DOMESTIC-----SCHEDULED	19610	24.66	2.64	47.08		47.08		74.38
38	EA DOMESTIC-----SCHEDULED	93972	404.32	52.80	328.61	20.88	349.49		806.61
39	FL DOMESTIC-----SCHEDULED	91706	101.61	17.46	202.32		202.32		321.39
40	NONSCHEDULED	103							
41	ALL SERVICES	91809	101.61	17.46	202.32		202.32		321.39
42	HP DOMESTIC-----SCHEDULED	80967	3.81						3.81
43	JK DOMESTIC-----SCHEDULED	23360			1.00	1.00	2.00		2.00
44	NONSCHEDULED	44							
45	ALL SERVICES	23406			1.00	1.00	2.00		2.00
46	NM DOMESTIC-----SCHEDULED	21985	42.65		13.19	.02	13.21		55.86
47	PS DOMESTIC-----SCHEDULED	88422	41.32		134.92		134.92		176.24
48	RC DOMESTIC-----SCHEDULED	135871	505.29	9.24	182.47	8.76	191.23		705.78
49	NONSCHEDULED	283							
50	ALL SERVICES	136154	505.29	9.24	182.47	8.76	191.23		705.78
51	TD DOMESTIC-----SCHEDULED	67082	96.18	.33	129.06		129.06		225.57
52	UA DOMESTIC-----SCHEDULED	123467	239.66	24.67	256.31	2.07	258.38		522.71
53	WA DOMESTIC-----SCHEDULED	114598	95.76	12.39	209.26	52.27	261.53		369.68
54	NONSCHEDULED	272							
55	ALL SERVICES	114870	95.76	12.39	209.26	52.27	261.53		369.68
56	COMMUNITY TOTAL								
57	DD DOMESTIC-----SCHEDULED	1011485	2082.61	119.55	1933.94	139.10	2073.04		4275.20
58	NONSCHEDULED	709							
59	ALL SERVICES	1012199	2082.61	119.55	1933.94	139.10	2073.04		4275.20
60	YUMA								
61	(INTERNATIONAL) N C-00								
62	ARRKANSAS								
63	FORT SMITH								
64	(FORT SMITH MUNI) N C-00								
65	PL DOMESTIC-----SCHEDULED	15496	26.33	3.89	.10		.10		30.32

TABLE 6
 ENPLANED REVENUE PASSENGERS, ENPLANED REVENUE TONS OF CARGO AND MAIL, AND AIR TRAFFIC
 HUB CLASSIFICATIONS, BY TYPE OF OPERATION, BY TYPE OF SERVICE, BY COMMUNITY, AND BY CARRIER
 12 MONTHS ENDED DECEMBER 31, 1984

No.	Area, state or country Community Airport name Carrier Type of operation Type of service Hub type and percent of enplanements	Enplaned passengers	Enplaned revenue tons					Foreign mail	Total cargo and mail
			Freight	Express	Priority	U.S. Mail Nonpriority	Total		
1	ARKANSAS (CON.)								
2	LITTLE ROCK (ADAMS FIELD) S C.21								
3	AA DOMESTIC-----SCHEDULED	119830	243.47		443.53		443.53		687.00
4	DN DOMESTIC-----NONSCHEDULED	100							
5	DL DOMESTIC-----SCHEDULED	226610	477.11	41.88	939.47		939.47		1458.46
6	DL DOMESTIC-----NONSCHEDULED	138							
7	DL DOMESTIC-----ALL SERVICES	226748	477.11	41.88	939.47		939.47		1458.46
8	FL DOMESTIC-----SCHEDULED	22416	38.23	3.39	97.23		97.23		138.85
9	GS DOMESTIC-----SCHEDULED	21173	2.47		.94		.94		3.41
10	TW DOMESTIC-----SCHEDULED	78954	74.94	.36	225.67		225.67		300.97
11	UA DOMESTIC-----SCHEDULED	39782	127.45	3.35	284.71	.17	284.88		415.68
12	UA DOMESTIC-----NONSCHEDULED	180							
13	UA DOMESTIC-----ALL SERVICES	39962	127.45	3.35	284.71	.17	284.88		415.68
14	WN DOMESTIC-----SCHEDULED	176230							
15	WN DOMESTIC-----NONSCHEDULED	366							
16	WN DOMESTIC-----ALL SERVICES	176596							
17	COMMUNITY TOTAL DOMESTIC-----SCHEDULED	684995	963.67	48.98	1991.55	.17	1991.72		3004.37
18	COMMUNITY TOTAL DOMESTIC-----NONSCHEDULED	784							
19	COMMUNITY TOTAL DOMESTIC-----ALL SERVICES	685779	963.67	48.98	1991.55	.17	1991.72		3004.37
20									
21									
22	CALIFORNIA								
23									
24									
25	BAKERSFIELD (MEADOWS FIELD) N C.00								
26	AA DOMESTIC-----SCHEDULED	6565	4.98						4.98
27	UA DOMESTIC-----SCHEDULED	4908	.88	.29					1.17
28	COMMUNITY TOTAL DOMESTIC-----SCHEDULED	11473	5.86	.29					6.15
29									
30									
31	EUREKA/ARCATA (ARCATA) N C.00								
32	RC DOMESTIC-----SCHEDULED	32279	197.61	1.26	13.16	3.11	16.27		215.14
33	UA DOMESTIC-----SCHEDULED	25844	109.52	6.00	3.14		3.14		118.66
34	COMMUNITY TOTAL DOMESTIC-----SCHEDULED	58123	307.13	7.26	16.30	3.11	19.41		333.80
35									
36									
37	FRESNO (FRESNO AIR TERMINAL) S C.12								
38	FL DOMESTIC-----SCHEDULED	29698	15.13	3.85	66.80		66.80		85.78
39	PS DOMESTIC-----SCHEDULED	147203	172.69		107.78		107.78		280.47
40	PS DOMESTIC-----NONSCHEDULED	81							
41	PS DOMESTIC-----ALL SERVICES	147284	172.69		107.78		107.78		280.47
42	RC DOMESTIC-----SCHEDULED	30911	181.96	1.01	105.11	1.71	106.82		289.79
43	RC DOMESTIC-----NONSCHEDULED	77							
44	RC DOMESTIC-----ALL SERVICES	30988	181.96	1.01	105.11	1.71	106.82		289.79
45	UA DOMESTIC-----SCHEDULED	140800	111.32	36.05	418.56		418.56		565.93
46	UA DOMESTIC-----NONSCHEDULED	672							
47	UA DOMESTIC-----ALL SERVICES	141472	111.32	36.05	418.56		418.56		565.93
48	WA DOMESTIC-----SCHEDULED	33644	84.08	25.34	74.46	13.33	87.79		197.21
49	WA DOMESTIC-----NONSCHEDULED	707							
50	WA DOMESTIC-----ALL SERVICES	34351	84.08	25.34	74.46	13.33	87.79		197.21
51	COMMUNITY TOTAL DOMESTIC-----SCHEDULED	302256	565.18	66.25	772.71	15.04	787.75		1419.18
52	COMMUNITY TOTAL DOMESTIC-----NONSCHEDULED	1537							
53	COMMUNITY TOTAL DOMESTIC-----ALL SERVICES	303793	565.18	66.25	772.71	15.04	787.75		1419.18
54									
55									
56	INDIO/PALM SPRINGS (PALM SPRINGS MUNI) S C.07								
57	AA DOMESTIC-----SCHEDULED	44613	38.99		.10		.10		39.09
58	AS DOMESTIC-----SCHEDULED	38891	14.49		.69		.69		15.18
59	FL DOMESTIC-----SCHEDULED	26327	14.73	3.85	8.52		8.52		27.10
60	HP DOMESTIC-----SCHEDULED	19027	.22						.22
61	OC DOMESTIC-----SCHEDULED	20959							
62	GG DOMESTIC-----SCHEDULED	2634	.40						.40
63	RC DOMESTIC-----SCHEDULED	19324	12.67	.15		.05	.05		12.87
64	TN DOMESTIC-----SCHEDULED	15297	13.94						13.94
65	UA DOMESTIC-----SCHEDULED	6791	.68	.66					1.34
66	WA DOMESTIC-----SCHEDULED	38188	9.71	1.81	.03	.06	.09		11.61
67	COMMUNITY TOTAL DOMESTIC-----SCHEDULED	234051	105.83	6.47	9.34	.11	9.45		121.75
68									
69									
70									
71									
72									
73									
74									
75									
76									
77									
78									
79									
80									
81									
82									
83									
84									
85									
86									
87									
88									
89									
90									
91									
92									
93									
94									
95									
96									
97									
98									
99									
100									
101									
102									
103									
104									
105									
106									
107									
108									
109									
110									
111									
112									

TABLE 6
 ENPLANED REVENUE PASSENGERS, ENPLANED REVENUE TONS OF CARGO AND MAIL, AND AIR TRAFFIC
 HUB CLASSIFICATIONS, BY TYPE OF OPERATION, BY TYPE OF SERVICE, BY COMMUNITY, AND BY CARRIER
 12 MONTHS ENDED DECEMBER 31, 1984

No.	Area, state or country Community (Airport name) Carrier Type of operation Type of service Hub type and percent of enplanements	Enplaned passengers	Enplaned revenue tons					Foreign mail	Total cargo and mail
			Freight	Express	Priority	Nonpriority	Total		
1	CALIFORNIA (L.O.A.T.)								
2	(LAKE TAHOE) N 0.00								
3	DC DOMESTIC-----SCHEDULED	81451	4.90	.50				5.40	
4	NON SCHEDULED	150							
5	ALL SERVICES	81601	4.90	.50				5.40	
10	LOS ANGELES/BURBANK/LNG.BCH L 5.40								
11	(HOLLYWOOD-BURBANK) 0.41								
12	AA DOMESTIC-----SCHEDULED	59564	.05		.64	.25	.89	.94	
13	AS DOMESTIC-----SCHEDULED	91788	705.21		3.7	.08	3.86	709.07	
14	NON SCHEDULED	431	2.73					2.73	
15	ALL SERVICES	92219	707.94		3.78	.08	3.86	711.80	
16	CO DOMESTIC-----SCHEDULED	69139	117.69	.08	.55		.55	118.32	
17	MP DOMESTIC-----SCHEDULED	21392	1.58					1.58	
18	GC DOMESTIC-----SCHEDULED	244760	431.80	1.90				433.70	
19	NON SCHEDULED	821							
20	ALL SERVICES	245581	43	1.90				433.70	
21	PS DOMESTIC-----SCHEDULED	700084	808.11		26.72		26.72	834.83	
22	NON SCHEDULED	208							
23	ALL SERVICES	700292	808.11		26.72		26.72	834.83	
24	RC DOMESTIC-----SCHEDULED	150272	489.07	8.11	.12	8.82	8.94	504.12	
25	UA DOMESTIC-----NON SCHEDULED	133							
26	WA DOMESTIC-----SCHEDULED	13431	14.10	.03				14.13	
27	AIRPORT TOTAL								
28	DOMESTIC-----SCHEDULED	1350430	2567.61	10.12	31.81	9.15	40.96	2618.69	
29	NON SCHEDULED	1593	2.73					2.73	
30	ALL SERVICES	1352023	2570.34	10.12	31.81	9.15	40.96	2621.42	
31	(LONG BEACH) C.16								
32	AA DOMESTIC-----SCHEDULED	89537	11.17		.28		.28	11.45	
33	AS DOMESTIC-----SCHEDULED	69425	218.95		.13		.13	218.68	
34	NON SCHEDULED	134							
35	ALL SERVICES	69561	218.95		.13		.13	218.68	
36	PS DOMESTIC-----SCHEDULED	97978	21.75					21.75	
37	NON SCHEDULED	218							
38	ALL SERVICES	98196	21.75					21.75	
39	SI DOMESTIC-----SCHEDULED	209735	1466.40	7.80				1474.20	
40	UA DOMESTIC-----SCHEDULED	59181	512.32	3.92	1.09	.02	1.11	517.35	
41	NON SCHEDULED	975							
42	ALL SERVICES	56156	512.32	3.92	1.09	.02	1.11	517.35	
43	AIRPORT TOTAL								
44	DOMESTIC-----SCHEDULED	521854	2230.19	11.72	1.50	.02	1.52	2243.43	
45	NON SCHEDULED	1329							
46	ALL SERVICES	523183	2230.19	11.72	1.50	.02	1.52	2243.43	
47	(LOS ANGELES INTERNATIONAL) 4.42								
48	AA DOMESTIC-----SCHEDULED	1457348	46648.74		5348.25	6389.66	11757.91	58406.65	
49	NON SCHEDULED	364							
50	ALL SERVICES	1457712	46648.74		5348.25	6389.66	11757.91	58406.65	
51	AL DOMESTIC-----SCHEDULED	163517	548.16	93.29	1287.32		1287.32	1928.97	
52	BN DOMESTIC-----SCHEDULED	87491	98.88		118.21		118.21	217.09	
53	NON SCHEDULED	4462							
54	ALL SERVICES	91953	98.88		118.21		118.21	217.09	
55	CB DOMESTIC-----SCHEDULED	4215							
56	CL DOMESTIC-----SCHEDULED	92806	611.20					611.20	
57	NON SCHEDULED	134	37.50					37.50	
58	ALL SERVICES	92806	648.70					648.70	
59	CO DOMESTIC-----SCHEDULED	575924	15460.81	6.24	1748.68	727.47	2476.15	17963.20	
60	DL DOMESTIC-----SCHEDULED	694576	11085.01	1259.97	4225.11		4225.11	16570.09	
61	EA DOMESTIC-----SCHEDULED	487696	8432.78	493.89	3532.69	15.75	3548.44	12475.11	
62	NON SCHEDULED	95							
63	ALL SERVICES	487791	8432.78	493.89	3532.69	15.75	3564.44	12475.11	
64	EZ DOMESTIC-----SCHEDULED		4736.00					4736.00	
65	NON SCHEDULED		2076.00					2076.00	
66	ALL SERVICES		6810.00					6810.00	
67	FL DOMESTIC-----SCHEDULED	130856	305.95	99.20	433.40		433.40	798.15	
68	FT DOMESTIC-----SCHEDULED		42389.36		953.42	162.84	1116.26	43505.62	
69	NON SCHEDULED		188.96					188.96	
70	ALL SERVICES		42578.32		953.42	162.84	1116.26	43694.58	
71	FT INTERNATIONAL-----SCHEDULED		123.16					123.16	
72	NON SCHEDULED		368.18					368.18	
73	ALL SERVICES		491.34					491.34	
74	FT TOTAL-----SCHEDULED		42912.92		953.42	162.84	1116.26	43628.78	
75	NON SCHEDULED		557.14					557.14	
76	ALL SERVICES		43470.06		953.42	162.84	1116.26	44185.92	
77	MP DOMESTIC-----SCHEDULED	195940	8.68					8.68	
78	RC DOMESTIC-----SCHEDULED	123219	229.00					229.00	
79	NON SCHEDULED	228							
80	ALL SERVICES	123447	229.00					229.00	

TABLE 6
 ENPLANED REVENUE PASSENGERS, ENPLANED REVENUE TONS OF CARGO AND MAIL, AND AIR TRAFFIC
 IN '84 CLASSIFICATIONS, BY TYPE OF OPERATION, BY TYPE OF SERVICE, BY COMMUNITY, AND BY CARRIER
 12 MONTHS ENDED DECEMBER 31, 1984

L i n e No.	Area, state or country Community (Airport name) Carrier Type of operation Type of service Hub type and percent of enplanements	Enplaned passengers	Enplaned revenue tons					Foreign mail	Total cargo and mail 9
			Freight	Express	Priority	Nonpriority	Total		
1	LOS ANGELES INTERNATIONAL (CONT.)								
2	NW DOMESTIC-----SCHEDULED	275002	14040.00	49.63	1027.66	804.74	1832.40	16.62	15938.65
3	NW DOMESTIC-----NONSCHEDULED	85							
4	NW DOMESTIC-----ALL SERVICES	275167	14040.00	49.63	1027.66	804.74	1832.40	16.62	15938.65
5	NW INTERNATIONAL--SCHEDULED	95580	2583.86		336.91	45.12	382.03	.58	2966.47
6	NW INTERNATIONAL--NONSCHEDULED	86.43							86.43
7	NW INTERNATIONAL--ALL SERVICES	95580	2670.29		336.91	45.12	382.03	.58	3052.90
8	NW TOTAL-----SCHEDULED	370662	16623.86	49.63	1364.57	849.86	2214.43	17.20	18905.12
9	NW TOTAL-----NONSCHEDULED	85	86.43						86.43
10	NW TOTAL-----ALL SERVICES	370747	16710.29	49.63	1364.57	849.86	2214.43	17.20	18991.55
11	OC DOMESTIC-----SCHEDULED	499258	747.30	5.60	1161.28		1161.28		1914.18
12	OC DOMESTIC-----NONSCHEDULED	28678							
13	OC DOMESTIC-----ALL SERVICES	527936	747.30	5.60	1161.28		1161.28		1914.18
14	PA DOMESTIC-----SCHEDULED	294041	11011.94	.48	2684.39	.83	2685.22		13697.64
15	PA DOMESTIC-----NONSCHEDULED	726							
16	PA DOMESTIC-----ALL SERVICES	294767	11011.94	.48	2684.39	.83	2685.22		13697.64
17	PA INTERNATIONAL--SCHEDULED	196245	3491.16		881.82		881.82		4372.98
18	PA INTERNATIONAL--NONSCHEDULED	326							
19	PA INTERNATIONAL--ALL SERVICES	196571	3491.16		881.82		881.82		4372.98
20	PA TOTAL-----SCHEDULED	490286	14503.10	.48	3566.21	.83	3567.04		18070.62
21	PA TOTAL-----NONSCHEDULED	1052							
22	PA TOTAL-----ALL SERVICES	491338	14503.10	.48	3566.21	.83	3567.04		18070.62
23	PE DOMESTIC-----SCHEDULED	127988	1564.59						1564.59
24	PE DOMESTIC-----SCHEDULED	52566	97.06	1.40	201.70		201.70		300.16
25	PS DOMESTIC-----SCHEDULED	1658471	4910.05		2610.24		2610.24		7520.29
26	PS DOMESTIC-----NONSCHEDULED	8911							
27	PS DOMESTIC-----ALL SERVICES	1667382	4910.05		2610.24		2610.24		7520.29
28	QS DOMESTIC-----SCHEDULED	29827	46.30		1.45		1.45		47.75
29	RC DOMESTIC-----SCHEDULED	193019	3290.25	86.31	1314.13	30.80	1344.93		4721.69
30	TA DOMESTIC-----SCHEDULED	8608							
31	TV DOMESTIC-----SCHEDULED	13245							
32	TV DOMESTIC-----NONSCHEDULED	12879	144.90						144.90
33	TV DOMESTIC-----ALL SERVICES	26124	144.90						144.90
34	TW DOMESTIC-----SCHEDULED	849903	16232.95	67.64	4445.81	2816.15	7261.96		23562.55
35	TW DOMESTIC-----NONSCHEDULED	235							
36	TW DOMESTIC-----ALL SERVICES	850138	16232.95	67.64	4445.81	2816.15	7261.96		23562.55
37	TW INTERNATIONAL--SCHEDULED	77408	1995.48		148.92		148.92		2144.40
38	TW TOTAL-----SCHEDULED	927311	18228.43	67.64	4594.73	2816.15	7410.88		25706.95
39	TW TOTAL-----NONSCHEDULED	235							
40	TW TOTAL-----ALL SERVICES	927546	18228.43	67.64	4594.73	2816.15	7410.88		25706.95
41	UA DOMESTIC-----SCHEDULED	3028640	46512.21	2267.87	10720.26	3287.27	14007.53		62787.61
42	UA DOMESTIC-----NONSCHEDULED	13899							
43	UA DOMESTIC-----ALL SERVICES	3042539	46512.21	2267.87	10720.26	3287.27	14007.53		62787.61
44	WA DOMESTIC-----SCHEDULED	2023434	19999.39	1514.96	5426.86	3550.89	8577.75		30492.10
45	WA DOMESTIC-----NONSCHEDULED	1808							
46	WA DOMESTIC-----ALL SERVICES	2025242	19999.39	1514.96	5426.86	3550.89	8577.75		30492.10
47	WA INTERNATIONAL--SCHEDULED	230996	945.11	87.17	308.89	19.34	328.23		1360.51
48	WA TOTAL-----SCHEDULED	2254430	20944.50	1602.13	5735.75	3570.23	9305.98		31852.61
49	WA TOTAL-----NONSCHEDULED	1808							
50	WA TOTAL-----ALL SERVICES	2256238	20944.50	1602.13	5735.75	3570.23	9305.98		31852.61
51	WN DOMESTIC-----SCHEDULED	441211							
52	WN DOMESTIC-----NONSCHEDULED	271							
53	WN DOMESTIC-----ALL SERVICES	441482							
54	WD DOMESTIC-----SCHEDULED	297780	5937.00		631.00		631.00		6568.00
55	AIRPORT TOTAL								
56	DOMESTIC-----SCHEDULED	13804481	254943.21	5906.48	47892.06	17786.40	65678.46	16.62	326544.77
57	DOMESTIC-----NONSCHEDULED	7261	2445.36						2445.36
58	DOMESTIC-----ALL SERVICES	13879122	257388.57	5906.48	47892.06	17786.40	65678.46	16.62	328990.13
59	INTERNATIONAL--SCHEDULED	602229	9138.77	87.17	1476.54	84.46	1761.00	.58	10967.52
60	INTERNATIONAL--NONSCHEDULED	21165	454.61						454.61
61	INTERNATIONAL--ALL SERVICES	621374	9593.38	87.17	1476.54	84.46	1761.00	.58	11422.13
62	TOTAL-----SCHEDULED	14406710	264081.98	5993.65	49568.60	17850.86	67419.46	17.20	337512.29
63	TOTAL-----NONSCHEDULED	93786	2899.97						2899.97
64	TOTAL-----ALL SERVICES	14500496	266981.95	5993.65	49568.60	17850.86	67419.46	17.20	340412.26
65	(ORANGE COUNTY)	0.41							
66	AA DOMESTIC-----SCHEDULED	180067	.35			.52	.52		.87
67	FL DOMESTIC-----SCHEDULED	153613	224.91	11.83	1.80		1.80		237.74
68	OC DOMESTIC-----SCHEDULED	482434	297.80	16.40					314.20
69	PS DOMESTIC-----SCHEDULED	223506	96.62		.15		.15		96.77
70	RC DOMESTIC-----SCHEDULED	232449	894.13	22.43	1.47	14.81	16.28		732.84
71	WA DOMESTIC-----SCHEDULED	64064	123.94	.43					124.37
72	AIRPORT TOTAL								
73	DOMESTIC-----SCHEDULED	1338115	1437.75	30.29	3.42	15.33	18.75		1506.79
74	COMMUNITY TOTAL BY CARRIER								
75	AA DOMESTIC-----SCHEDULED	1786516	46660.31		5369.17	6390.43	11759.60		59419.91
76	AA DOMESTIC-----NONSCHEDULED	364							
77	AA DOMESTIC-----ALL SERVICES	1786880	46660.31		5369.17	6390.43	11759.60		59419.91

TABLE 8
ENPLANED REVENUE PASSENGERS, ENPLANED REVENUE TONS OF CARGO AND MAIL, AND AIR TRAFFIC
HUB CLASSIFICATIONS, BY TYPE OF OPERATION, BY TYPE OF SERVICE, BY COMMUNITY, AND BY CARRIER
12 MONTHS ENDED DECEMBER 31, 1984

L i n e No.	Area, state or country Community (Airport name) Carrier Type of operation Type of service Hub type and percent of enplanements	Enplaned passengers	Enplaned revenue tons					Total cargo and mail
			Freight	Express	U. S. Mail		Foreign mail	
					Priority	Nonpriority	Total	
1	COMMUNITY TOTAL BY CARRIER (CONT.)							
2	AL DOMESTIC-----SCHEDULED	163517	548.16	93.29	1287.52		1287.52	1928.97
3	AS DOMESTIC-----SCHEDULED	161213	923.76		3.91	.08	3.99	927.75
4	NON SCHEDULED	567	2.73					2.73
5	ALL SERVICES	161780	926.49		3.91	.08	3.99	930.48
6	AN DOMESTIC-----SCHEDULED	87491	98.88		118.21		118.21	217.09
7	NON SCHEDULED	4462						
8	ALL SERVICES	91953	98.88		118.21		118.21	217.09
9	AO DOMESTIC-----SCHEDULED	4215						
10	AC DOMESTIC-----SCHEDULED	92806	611.20					611.20
11	NON SCHEDULED		37.50					37.50
12	ALL SERVICES	92806	648.70					648.70
13	AD DOMESTIC-----SCHEDULED	645065	15578.50	6.32	1749.23	727.47	2476.70	18061.52
14	AE DOMESTIC-----SCHEDULED	696576	11085.01	1259.97	4225.11		4225.11	16570.09
15	AF DOMESTIC-----SCHEDULED	487694	8432.78	493.89	3532.69	15.75	3548.44	12475.11
16	NON SCHEDULED	95						
17	ALL SERVICES	487789	8432.78	493.89	3532.69	15.75	3548.44	12475.11
18	AG DOMESTIC-----SCHEDULED		4736.00					4736.00
19	NON SCHEDULED		2074.00					2074.00
20	ALL SERVICES		6810.00					6810.00
21	AH DOMESTIC-----SCHEDULED	284469	530.46	70.23	435.20		435.20	1035.89
22	AI DOMESTIC-----SCHEDULED		42389.36		953.42	162.84	1116.26	43905.62
23	NON SCHEDULED		188.96					188.96
24	ALL SERVICES		42578.32		953.42	162.84	1116.26	43694.58
25	AJ INTERNATIONAL--SCHEDULED		123.16					123.16
26	NON SCHEDULED	20819	368.18					368.18
27	ALL SERVICES	20819	491.34					491.34
28	AK TOTAL-----SCHEDULED		42512.52		953.42	162.84	1116.26	43628.78
29	NON SCHEDULED	20819	557.14					557.14
30	ALL SERVICES	20819	43069.66		953.42	162.84	1116.26	44185.92
31	AM DOMESTIC-----SCHEDULED	217332	10.26					10.26
32	AN DOMESTIC-----SCHEDULED	123219	229.00					229.00
33	NON SCHEDULED	228						
34	ALL SERVICES	123447	229.00					229.00
35	AO DOMESTIC-----SCHEDULED	275082	14040.00	49.63	1027.66	804.74	1832.40	15938.65
36	NON SCHEDULED	85						
37	ALL SERVICES	275167	14040.00	49.63	1027.66	804.74	1832.40	15938.65
38	AP INTERNATIONAL--SCHEDULED	95580	2583.86		336.91	45.12	382.03	2966.67
39	NON SCHEDULED		86.43					86.43
40	ALL SERVICES	95580	2670.29		336.91	45.12	382.03	3052.90
41	AQ TOTAL-----SCHEDULED	370662	16623.86	49.63	1364.57	849.86	2214.43	18905.12
42	NON SCHEDULED	85	86.43					86.43
43	ALL SERVICES	370747	16710.29	49.63	1364.57	849.86	2214.43	18991.55
44	AR DOMESTIC-----SCHEDULED	1226452	1476.90	23.90	1161.28		1161.28	2662.08
45	NON SCHEDULED	29499						
46	ALL SERVICES	1255951	1476.90	23.90	1161.28		1161.28	2662.08
47	AS DOMESTIC-----SCHEDULED	294041	11011.94	.48	2684.39	.83	2685.22	13697.64
48	NON SCHEDULED	726						
49	ALL SERVICES	294767	11011.94	.48	2684.39	.83	2685.22	13697.64
50	AT INTERNATIONAL--SCHEDULED	194245	3491.16		881.82		881.82	4372.98
51	NON SCHEDULED	326						
52	ALL SERVICES	194571	3491.16		881.82		881.82	4372.98
53	AV TOTAL-----SCHEDULED	490286	14503.10	.48	3566.21	.83	3567.04	18070.62
54	NON SCHEDULED	1052						
55	ALL SERVICES	491338	14503.10	.48	3566.21	.83	3567.04	18070.62
56	AW DOMESTIC-----SCHEDULED	127988	1564.59					1564.59
57	AX DOMESTIC-----SCHEDULED	52566	97.06	1.40	201.70		201.70	300.16
58	AY DOMESTIC-----SCHEDULED	260089	5836.53		2637.11		2637.11	8473.64
59	NON SCHEDULED	9337						
60	ALL SERVICES	269026	5836.53		2637.11		2637.11	8473.64
61	AZ DOMESTIC-----SCHEDULED	29827	46.30		1.45		1.45	47.75
62	BA DOMESTIC-----SCHEDULED	575740	4473.45	116.85	1315.72	54.43	1370.15	5960.45
63	BB DOMESTIC-----SCHEDULED	209733	1466.40	7.80				1474.20
64	BC DOMESTIC-----SCHEDULED	8808						
65	BD DOMESTIC-----SCHEDULED	13249						
66	NON SCHEDULED	12879	144.90					144.90
67	ALL SERVICES	26124	144.90					144.90
68	BE DOMESTIC-----SCHEDULED	849903	16232.95	67.64	4445.81	2816.15	7261.96	23562.55
69	NON SCHEDULED	235						
70	ALL SERVICES	850238	16232.95	67.64	4445.81	2816.15	7261.96	23562.55
71	BF INTERNATIONAL--SCHEDULED	77488	1995.48		148.92		148.92	2144.40
72	BG TOTAL-----SCHEDULED	927311	18228.43	67.64	4994.73	2816.15	7410.88	25706.95
73	NON SCHEDULED	235						
74	ALL SERVICES	927546	18228.43	67.64	4994.73	2816.15	7410.88	25706.95
75	BH DOMESTIC-----SCHEDULED	3083641	47024.53	2271.79	10721.35	3287.29	14008.64	63304.96
76	NON SCHEDULED	15007						
77	ALL SERVICES	3098648	47024.53	2271.79	10721.35	3287.29	14008.64	63304.96

TABLE 4
 ENPLANED REVENUE PASSENGERS, ENPLANED REVENUE TONS OF CARGO AND MAIL, AND AIR TRAFFIC
 HUB CLASSIFICATIONS, BY TYPE OF OPERATION, BY TYPE OF SERVICE, BY COMMUNITY, AND BY CARRIER
 12 MONTHS ENDED DECEMBER 31, 1984

No.	Area, state or country Community (Airport name) Carrier Type of operation Type of service Hub type and percent of enplanements	Enplaned passengers	Enplaned revenue tons				Foreign mail	Total cargo and mail	
			Freight	Express	Priority	Nonpriority			
		2	3	4	5	6	7	8	9
1	COMMUNITY TOTAL BY CARRIER (CONT.)								
2	WA DOMESTIC-----SCHEDULED	2102911	20137.43	1515.42	5426.86	3550.89	8977.75		30630.60
3	NONSCHEDULED	1800							
4	ALL SERVICES	2104719	20137.43	1515.42	5426.86	3550.89	8977.75		30630.60
5	WA INTERNATIONAL-----SCHEDULED	230996	945.11	87.17	308.89	19.34	328.23		1360.51
6	WA TOTAL-----SCHEDULED	2333907	21082.54	1602.59	5735.75	3570.23	9305.98		31991.11
7	NONSCHEDULED	1800							
8	ALL SERVICES	2335715	21082.54	1602.59	5735.75	3570.23	9305.98		31991.11
9	WN DOMESTIC-----SCHEDULED	441211							
10	NONSCHEDULED	271							
11	ALL SERVICES	441482							
12	WO DOMESTIC-----SCHEDULED	297780	5937.00		631.00		631.00		6568.00
13	COMMUNITY TOTAL								
14	DOMESTIC-----SCHEDULED	1701680	261178.76	5978.61	47928.79	17810.90	65739.69	16.62	332913.68
15	NONSCHEDULED	75563	2448.09						2448.09
16	ALL SERVICES	17092443	263626.85	5978.61	47928.79	17810.90	65739.69	16.62	335361.77
17	INTERNATIONAL-----SCHEDULED	600229	9138.77	87.17	1676.54	64.46	1741.00	.58	10967.52
18	NONSCHEDULED	21145	454.61						454.61
19	ALL SERVICES	621374	9593.38	87.17	1676.54	64.46	1741.00	.58	11422.13
20	TOTAL-----SCHEDULED	17617109	270317.53	6065.78	49605.33	17875.36	67480.69	17.20	343881.20
21	NONSCHEDULED	96708	2902.70						2902.70
22	ALL SERVICES	17713817	273220.23	6065.78	49605.33	17875.36	67480.69	17.20	346783.90
23	ONTARIO/SAN BERNARDI/RIVERSIDE M 0.45 (ONTARIO INTERNATIONAL)								
24	AA DOMESTIC-----SCHEDULED	157705	172.88		27.72		27.72		200.60
25	NONSCHEDULED	100							
26	ALL SERVICES	157805	172.88		27.72		27.72		200.60
27	AS DOMESTIC-----SCHEDULED	119370	168.46		55.26	.31	55.57		224.03
28	NONSCHEDULED	42							
29	ALL SERVICES	119412	168.46		55.26	.31	55.57		224.03
30	CO DOMESTIC-----SCHEDULED	44500	30.46		45.78		45.78		76.24
31	DL DOMESTIC-----SCHEDULED	58185	109.12	1.47	19.41		19.41		130.00
32	EA DOMESTIC-----SCHEDULED	25837	25.60	6.57	10.54		10.54		42.71
33	EZ DOMESTIC-----SCHEDULED		7.00						7.00
34	NONSCHEDULED		3958.00						3958.00
35	ALL SERVICES		3965.00						3965.00
36	HP DOMESTIC-----SCHEDULED	138318	8.92						8.92
37	JK DOMESTIC-----SCHEDULED	32115				1.00	1.00		1.00
38	MC DOMESTIC-----SCHEDULED	23955	1.00						1.00
39	OC DOMESTIC-----SCHEDULED	369461	238.50	4.60					243.10
40	NONSCHEDULED	369							
41	ALL SERVICES	369830	238.50	4.60					243.10
42	PS DOMESTIC-----SCHEDULED	59286	6.09		.09		.09		6.18
43	NONSCHEDULED	120							
44	ALL SERVICES	59406	6.09		.09		.09		6.18
45	RC DOMESTIC-----SCHEDULED	115406	230.83	.80	38.45	2.37	40.82		272.45
46	NONSCHEDULED	312							
47	ALL SERVICES	115718	230.83	.80	38.45	2.37	40.82		272.45
48	TW DOMESTIC-----SCHEDULED	53725	27.68		22.13				50.01
49	UA DOMESTIC-----SCHEDULED	235674	127.62	53.52	78.93	.04	78.97		260.11
50	NONSCHEDULED	1734							
51	ALL SERVICES	237408	127.62	53.52	78.93	.04	78.97		260.11
52	WA DOMESTIC-----SCHEDULED	52042	57.68	20.07	2.16	12.38	14.54		92.29
53	NONSCHEDULED	239							
54	ALL SERVICES	52281	57.68	20.07	2.16	12.38	14.54		92.29
55	COMMUNITY TOTAL								
56	DOMESTIC-----SCHEDULED	1485779	1212.04	87.03	300.47	16.10	316.57		1615.64
57	NONSCHEDULED	2	3958.00						3958.00
58	ALL SERVICES	1488495	3170.04	87.03	300.47	16.10	316.57		5573.64
59	RED BLUFF/REDDING N 0.00 (REDDING HUB)								
60	FL DOMESTIC-----SCHEDULED	3513	12.59	2.19					14.78
61	UA DOMESTIC-----SCHEDULED	34391	31.78	12.79	3.58		3.58		48.15
62	COMMUNITY TOTAL								
63	DOMESTIC-----SCHEDULED	37904	44.37	14.98	3.58		3.58		62.93
64	SACRAMENTO N 0.37 (SACRAMENTO METROPOLITAN)								
65	AA DOMESTIC-----SCHEDULED	126257	118.80		1455.49	.69	1456.18		1574.98
66	FL DOMESTIC-----SCHEDULED	71478	69.24	13.97			229.10		312.31
67	OC DOMESTIC-----SCHEDULED	242441	134.10	2.20	53.05		53.05		189.35
68	NONSCHEDULED	172							
69	ALL SERVICES	242613	134.10	2.20	53.05		53.05		189.35
70	PS DOMESTIC-----SCHEDULED	318957	314.95		688.94		688.94		1003.89
71	NONSCHEDULED	179							
72	ALL SERVICES	318936	314.95		688.94		688.94		1003.89

TABLE 4
 ENPLANED REVENUE PASSENGERS, ENPLANED REVENUE TONS OF CARGO AND MAIL, AND AIR TRAFFIC
 HUB CLASSIFICATIONS, BY TYPE OF OPERATION, BY TYPE OF SERVICE, BY COMMUNITY, AND BY CARRIER
 12 MONTHS ENDED DECEMBER 31, 1984

Line No.	Area, state or country Community (Airport name) Carrier Type of operation Type of service Hub type and percent of enplanements	Enplaned passengers	Enplaned revenue tons					Total cargo and mail
			Freight	Express	U.S. Mail		Foreign mail	
					Priority	Nonpriority	Total	
1	SACRAMENTO METROPOLITAN (CONT.)							
2	RC DOMESTIC-----SCHEDULED	59864	152.53	4.91	559.09	2.11	561.20	718.64
3	NONSCHEDULED	122						
4	ALL SERVICES	59986	152.53	4.91	559.09	2.11	561.20	718.64
5	UA DOMESTIC-----SCHEDULED	214701	768.21	112.62	2473.80	56.39	2530.19	3411.02
6	NONSCHEDULED	512						
7	ALL SERVICES	215213	768.21	112.62	2473.80	56.39	2530.19	3411.02
8	WA DOMESTIC-----SCHEDULED	188112	249.54	73.01	1048.88	629.53	1678.41	2000.96
9	COMMUNITY TOTAL							
10	DOMESTIC-----SCHEDULED	1221410	1807.37	206.71	6508.35	688.72	7197.07	9211.15
11	NONSCHEDULED	985						
12	ALL SERVICES	1222395	1807.37	206.71	6508.35	688.72	7197.07	9211.15
13	SALINAS/MONTEREY (PENINSULA)							
14	NA DOMESTIC-----SCHEDULED	142730	76.75	24.63	17.14		17.14	118.52
15	WA DOMESTIC-----SCHEDULED	6515	16.07	3.84	1.85		1.85	21.76
16	COMMUNITY TOTAL							
17	DOMESTIC-----SCHEDULED	149245	92.82	28.47	18.99		18.99	140.28
18	SAN DIEGO (SAN DIEGO INTL-LINDBERGH FLD)							
19	AA DOMESTIC-----SCHEDULED	431906	2240.07		1116.11	289.31	1405.42	3645.49
20	NONSCHEDULED	120						
21	ALL SERVICES	432026	2240.07		1116.11	289.31	1405.42	3645.49
22	AL DOMESTIC-----SCHEDULED	45515	84.56	5.48	291.53		291.53	381.57
23	CO DOMESTIC-----SCHEDULED	149819	315.11	.30	244.15		244.15	559.56
24	DL DOMESTIC-----SCHEDULED	161231	1046.13	36.74	915.45		915.45	1998.32
25	EA DOMESTIC-----SCHEDULED	78890	295.78	2.61	271.28	.10	271.38	569.77
26	NONSCHEDULED	195						
27	ALL SERVICES	79085	295.78	2.61	271.28	.10	271.38	569.77
28	FL DOMESTIC-----SCHEDULED	79601	145.42	9.09	173.06		173.06	327.57
29	HP DOMESTIC-----SCHEDULED	111140	2.84					2.84
30	MW DOMESTIC-----SCHEDULED	98289	153.73	.01	29.58	.17	29.75	183.49
31	OZ DOMESTIC-----SCHEDULED	30593	2.16		2.24		2.24	4.40
32	NONSCHEDULED	349						
33	ALL SERVICES	30942	2.16		2.24		2.24	4.40
34	PS DOMESTIC-----SCHEDULED	922849	880.20		1184.10		1184.10	2064.30
35	NONSCHEDULED	1573						
36	ALL SERVICES	924422	880.20		1184.10		1184.10	2064.30
37	QS DOMESTIC-----SCHEDULED	36790	101.14		14.81		14.81	115.95
38	RC DOMESTIC-----SCHEDULED	125828	657.88	7.06	322.81	3.71	326.52	991.46
39	NONSCHEDULED	51						
40	ALL SERVICES	125879	657.88	7.06	322.81	3.71	326.52	991.46
41	TH DOMESTIC-----SCHEDULED	135469	766.95		191.16	1.78	192.94	959.89
42	NONSCHEDULED	104						
43	ALL SERVICES	135573	766.95		191.16	1.78	192.94	959.89
44	UA DOMESTIC-----SCHEDULED	574180	1662.71	163.33	2480.75		2480.75	4306.79
45	NONSCHEDULED	4317						
46	ALL SERVICES	578497	1662.71	163.33	2480.75		2480.75	4306.79
47	WA DOMESTIC-----SCHEDULED	233172	633.87	46.40	280.32		280.32	960.59
48	NONSCHEDULED	118						
49	ALL SERVICES	233290	633.87	46.40	280.32		280.32	960.59
50	WN DOMESTIC-----SCHEDULED	283106						
51	COMMUNITY TOTAL							
52	DOMESTIC-----SCHEDULED	3498378	8988.55	271.02	7517.35	295.07	7812.42	17071.99
53	NONSCHEDULED	6827						
54	ALL SERVICES	3505205	8988.55	271.02	7517.35	295.07	7812.42	17071.99
55	SAN FRANCISCO/OAKLAND (OAKLAND METROPOLITAN INTL)							
56	AA DOMESTIC-----SCHEDULED	89752	92.48		14.93		14.93	107.41
57	AS DOMESTIC-----SCHEDULED	98437	376.44		7.00		7.00	383.44
58	NONSCHEDULED	135						
59	ALL SERVICES	98572	376.44		7.00		7.00	383.44
60	EZ DOMESTIC-----SCHEDULED		37.00				37.00	
61	NONSCHEDULED		788.38				788.38	
62	ALL SERVICES		825.38				825.38	
63	FL DOMESTIC-----SCHEDULED	87225	282.35	9.83	2.30		2.30	294.48
64	FT DOMESTIC-----SCHEDULED		95.87		6.09	.75	6.84	102.71
65	MP DOMESTIC-----SCHEDULED	20233	.72					.72
66	JK DOMESTIC-----SCHEDULED	30189			1.00	1.00	2.00	2.00
67	OC DOMESTIC-----SCHEDULED	357595	198.90	5.40				204.30
68	NONSCHEDULED	130						
69	ALL SERVICES	357725	198.90	5.40				204.30

TABLE 6
ENPLANED REVENUE PASSENGERS, ENPLANED REVENUE TONS OF CARGO AND MAIL, AND AIR TRAFFIC
HUB CLASSIFICATIONS, BY TYPE OF OPERATION, BY TYPE OF SERVICE, BY COMMUNITY, AND BY CARRIER
12 MONTHS ENDED DECEMBER 31, 1984

No.	Area, state or country Community (Airport name) Carrier Type of operation Type of service Hub type and percent of enplanements	Enplaned passengers	Enplaned revenue tons					Total rate and mail	
			Freight	Express	Priority	U.S. Mail Nonpriority	Foreign mail		
1	OAKLAND METROPOLITAN INTL (CONT.)								
2	PE DOMESTIC-----SCHEDULED	35733	491.03					491.03	
3	PS DOMESTIC-----SCHEDULED	388520	254.68		5.82		5.82	260.90	
4	NONSCHEDULED	168							
5	ALL SERVICES	388688	254.68		5.82		5.82	260.50	
6	RC DOMESTIC-----SCHEDULED	62409	316.65	1.59	.19	1.67	1.86	320.10	
7	SI DOMESTIC-----SCHEDULED	38549	323.70	.30				324.00	
8	TW DOMESTIC-----SCHEDULED	22792	9.92		.65		.65	10.57	
9	UA DOMESTIC-----SCHEDULED	106661	51.98	10.75	5.49	.53	6.02	68.75	
10	NONSCHEDULED	1896							
11	ALL SERVICES	108557	51.98	10.75	5.49	.53	6.02	68.75	
12	WA DOMESTIC-----SCHEDULED	38197	98.87	16.69	1.93	.01	1.94	117.50	
13	NONSCHEDULED	293							
14	ALL SERVICES	38490	98.87	16.69	1.93	.01	1.94	117.50	
15	WC DOMESTIC-----SCHEDULED	56762	61.32		4.98	4.51	9.49	70.81	
16	WD DOMESTIC-----SCHEDULED	283762	2765.00					2769.00	
17	AIRPORT TOTAL-----SCHEDULED	1716816	5460.91	44.56	50.38	8.47	58.85	5564.32	
18	NONSCHEDULED	2622	786.38					788.38	
19	ALL SERVICES	1719438	6249.29	44.56	50.38	8.47	58.85	6352.70	
20	(SAN FRANCISCO INTL)	3-21							
21	AA DOMESTIC-----SCHEDULED	656815	30357.48		2975.86	2743.93	5719.79	36077.27	
22	AL DOMESTIC-----SCHEDULED	106547	381.38	10.57	1093.50		1093.50	1485.45	
23	AS DOMESTIC-----SCHEDULED	105280	716.81		65.46	.11	65.57	782.38	
24	NONSCHEDULED	107							
25	ALL SERVICES	105387	716.81		65.46	.11	65.57	782.38	
26	BN DOMESTIC-----SCHEDULED	75860	170.12		129.79		129.79	299.91	
27	NONSCHEDULED	430							
28	ALL SERVICES	76290	170.12		129.79		129.79	299.91	
29	CO DOMESTIC-----SCHEDULED	295964	4132.41	13.98	862.15		862.15	5008.54	
30	DL DOMESTIC-----SCHEDULED	490481	5920.87	584.49	2264.52		2264.52	8769.88	
31	NONSCHEDULED	101							
32	ALL SERVICES	490582	5920.87	584.49	2264.52		2264.52	8769.88	
33	EA DOMESTIC-----SCHEDULED	324918	4571.04	52.61	2286.40	477.55	2763.95	7387.60	
34	NONSCHEDULED	284							
35	ALL SERVICES	325202	4571.04	52.61	2286.40	477.55	2763.95	7387.60	
36	EZ DOMESTIC-----SCHEDULED		6315.00					6315.00	
37	NONSCHEDULED		2047.00					2047.00	
38	ALL SERVICES		8362.00					8362.00	
39	FH DOMESTIC-----SCHEDULED	70842	258.28		18.24		18.24	276.52	
40	FT DOMESTIC-----SCHEDULED		41894.68		2034.56	1335.30	3369.86	45264.54	
41	NONSCHEDULED		1.07					1.07	
42	ALL SERVICES		41895.75		2034.56	1335.30	3369.86	45265.61	
43	FT INTERNATIONAL--SCHEDULED		1950.52		81.81	67.55	149.36	2099.88	
44	NONSCHEDULED		269.54					269.54	
45	ALL SERVICES		2220.08		81.81	67.55	149.36	2369.44	
46	FT TOTAL-----SCHEDULED		43845.20		2116.37	1402.85	3519.22	47364.42	
47	NONSCHEDULED		270.63					270.63	
48	ALL SERVICES		44115.83		2116.37	1402.85	3519.22	47635.05	
49	HP DOMESTIC-----SCHEDULED	13713	.18					.18	
50	NM DOMESTIC-----SCHEDULED	299629	23751.93	10.57	2005.32	954.84	2960.16	13.55	26736.21
51	NONSCHEDULED	82							
52	ALL SERVICES	299711	23751.93	10.57	2005.32	954.84	2960.16	13.55	26736.21
53	NM INTERNATIONAL--SCHEDULED	34442	5120.34		580.46	562.31	1142.77	.31	6263.44
54	NM TOTAL-----SCHEDULED	334071	28872.27	10.57	2585.78	1517.15	4102.93	13.86	32999.63
55	NONSCHEDULED	82							
56	ALL SERVICES	334153	28872.27	10.57	2585.78	1517.15	4102.93	13.86	32999.63
57	OC DOMESTIC-----SCHEDULED	608276	493.80	6.10	246.84		246.84	746.74	
58	NONSCHEDULED	3289							
59	ALL SERVICES	611565	493.80	6.10	246.84		246.84	746.74	
60	PA DOMESTIC-----SCHEDULED	392260	8381.90	5.62	2033.75	413.35	2447.10	10834.62	
61	NONSCHEDULED	219							
62	ALL SERVICES	392479	8381.90	5.62	2033.75	413.35	2447.10	10834.62	
63	PA INTERNATIONAL--SCHEDULED	191113	2679.47		1374.64	385.53	1760.17	.65	4440.29
64	PA TOTAL-----SCHEDULED	583373	11061.37	5.62	3408.39	798.88	4207.27	.65	15274.91
65	NONSCHEDULED	219							
66	ALL SERVICES	583592	11061.37	5.62	3408.39	798.88	4207.27	.65	15274.91
67	PI DOMESTIC-----SCHEDULED	7263	20.01					20.01	
68	PS DOMESTIC-----SCHEDULED	1533159	2567.34		3484.49		3484.49	6051.83	
69	NONSCHEDULED	4670							
70	ALL SERVICES	1537829	2567.34		3484.49		3484.49	6051.83	
71	QK DOMESTIC-----SCHEDULED	2879	3.53					3.53	
72	RC DOMESTIC-----SCHEDULED	238264	2374.02	57.34	1285.72	15.44	1301.16	3732.52	
73	NONSCHEDULED	133							
74	ALL SERVICES	238397	2374.02	57.34	1285.72	15.44	1301.16	3732.52	
75	TW DOMESTIC-----SCHEDULED	602954	7835.19	266.69	3061.90	1965.00	5027.70	13129.58	

TABLE 6
 ENPLANED REVENUE PASSENGERS, ENPLANED REVENUE TONS OF CARGO AND MAIL, AND AIR TRAFFIC
 HUB CLASSIFICATIONS, BY TYPE OF OPERATION, BY TYPE OF SERVICE, BY COMMUNITY, AND BY CARRIER
 12 MONTHS ENDED DECEMBER 31, 1984

Line No.	Area, state or country Community (Airport name) Carrier Type of operation Type of service Hub type and percent of enplanements	Enplaned passengers	Enplaned revenue tons					Foreign mail	Total cargo and mail
			Freight	Express	U.S. Mail		Total		
					Priority	Nonpriority			
1	2	3	4	5	6	7	8	9	
1	SAN FRANCISCO INTL (CGNT.)								
2	UA DOMESTIC-----SCHEDULED	3839121	32140.40	1785.20	14286.32	4160.23	18446.55		52372.15
3	UA DOMESTIC-----NONSCHEDULED	7003							
4	UA DOMESTIC-----ALL SERVICES	3846124	32140.40	1785.20	14286.32	4160.23	18446.55		52372.15
5									
6	WA DOMESTIC-----SCHEDULED	469915	8104.17	185.35	2195.85	1599.30	3795.15		12084.67
7									
8	WN DOMESTIC-----SCHEDULED	144716							
9									
10	AIRPORT TOTAL								
11	DOMESTIC-----SCHEDULED	10278456	180390.54	2978.52	40330.67	13665.85	53996.52	13.55	237379.13
12	DOMESTIC-----NONSCHEDULED	16318	2048.07						2048.07
13	DOMESTIC-----ALL SERVICES	10294774	182438.61	2978.52	40330.67	13665.85	53996.52	13.55	239427.20
14									
15	INTERNATIONAL-----SCHEDULED	225555	9750.33		2036.91	1015.39	3052.30	.96	12803.59
16	INTERNATIONAL-----NONSCHEDULED	269.56	269.56						269.56
17	INTERNATIONAL-----ALL SERVICES	225555	10019.89		2036.91	1015.39	3052.30	.96	13073.15
18									
19	TOTAL-----SCHEDULED	10504011	190140.87	2978.52	42367.58	14681.24	57048.62	14.51	250182.72
20	TOTAL-----NONSCHEDULED	16318	2317.63						2317.63
21	TOTAL-----ALL SERVICES	10520329	192458.50	2978.52	42367.58	14681.24	57048.62	14.51	252500.35
22									
23	COMMUNITY TOTAL BY CARRIER								
24	AA DOMESTIC-----SCHEDULED	746567	30449.96		2990.79	2743.93	5734.72		36184.68
25									
26	AL DOMESTIC-----SCHEDULED	106547	381.38	10.57	1093.50		1093.50		1485.45
27									
28	AS DOMESTIC-----SCHEDULED	203717	1093.25		72.46	.11	72.57		1165.82
29	AS DOMESTIC-----NONSCHEDULED	24.2							
30	AS DOMESTIC-----ALL SERVICES	203459	1093.25		72.46	.11	72.57		1165.82
31									
32	BN DOMESTIC-----SCHEDULED	75860	170.12		129.79		129.79		299.91
33	BN DOMESTIC-----NONSCHEDULED	430							
34	BN DOMESTIC-----ALL SERVICES	76290	170.12		129.79		129.79		299.91
35									
36	CO DOMESTIC-----SCHEDULED	295964	4132.41	13.98	862.15		862.15		5008.54
37									
38	DL DOMESTIC-----SCHEDULED	490481	5920.87	584.49	2264.52		2264.52		8769.88
39	DL DOMESTIC-----NONSCHEDULED	101							
40	DL DOMESTIC-----ALL SERVICES	490582	5920.87	584.49	2264.52		2264.52		8769.88
41									
42	EA DOMESTIC-----SCHEDULED	324918	4571.04	52.61	2286.40	477.55	2763.95		7387.60
43	EA DOMESTIC-----NONSCHEDULED	284							
44	EA DOMESTIC-----ALL SERVICES	325202	4571.04	52.61	2286.40	477.55	2763.95		7387.60
45									
46	EZ DOMESTIC-----SCHEDULED		6352.00						6352.00
47	EZ DOMESTIC-----NONSCHEDULED		2835.38						2835.38
48	EZ DOMESTIC-----ALL SERVICES		9187.38						9187.38
49									
50	FH DOMESTIC-----SCHEDULED	70842	258.28		18.24		18.24		276.52
51									
52	FL DOMESTIC-----SCHEDULED	87225	282.35	9.83	2.30		2.30		294.48
53									
54	FT DOMESTIC-----SCHEDULED		41990.55		2040.65	1336.05	3376.70		45367.25
55	FT DOMESTIC-----NONSCHEDULED		1.07						1.07
56	FT DOMESTIC-----ALL SERVICES		41991.62		2040.65	1336.05	3376.70		45368.32
57									
58	FT INTERNATIONAL-----SCHEDULED		1950.52		81.81	67.55	149.36		2099.88
59	FT INTERNATIONAL-----NONSCHEDULED		269.56						269.56
60	FT INTERNATIONAL-----ALL SERVICES		2220.08		81.81	67.55	149.36		2369.44
61									
62	FT TOTAL-----SCHEDULED		43941.07		2122.46	1403.60	3526.06		47467.13
63	FT TOTAL-----NONSCHEDULED		270.63						270.63
64	FT TOTAL-----ALL SERVICES		44211.70		2122.46	1403.60	3526.06		47737.76
65									
66	HP DOMESTIC-----SCHEDULED	33946	.90						.90
67									
68	JK DOMESTIC-----SCHEDULED	30189			1.00	1.00	2.00		2.00
69									
70	NB DOMESTIC-----SCHEDULED	299629	23751.93	10.57	2005.32	954.84	2960.16	13.55	26736.21
71	NB DOMESTIC-----NONSCHEDULED	82							
72	NB DOMESTIC-----ALL SERVICES	299711	23751.93	10.57	2005.32	954.84	2960.16	13.55	26736.21
73									
74	NM INTERNATIONAL-----SCHEDULED	34442	5120.34		580.46	562.31	1142.77	.31	6263.42
75									
76	NM TOTAL-----SCHEDULED	334071	28872.27	10.57	2585.78	1517.15	4102.93	13.86	32999.63
77	NM TOTAL-----NONSCHEDULED	334153	28872.27	10.57	2585.78	1517.15	4102.93	13.86	32999.63
78	NM TOTAL-----ALL SERVICES								
79									
80	OC DOMESTIC-----SCHEDULED	965871	692.70	11.50	246.84		246.84		951.04
81	OC DOMESTIC-----NONSCHEDULED	3419							
82	OC DOMESTIC-----ALL SERVICES	969290	692.70	11.50	246.84		246.84		951.04
83									
84	PA DOMESTIC-----SCHEDULED	392260	8381.90	5.62	2033.75	413.35	2447.10		10834.62
85	PA DOMESTIC-----NONSCHEDULED	219							
86	PA DOMESTIC-----ALL SERVICES	392479	8381.90	5.62	2033.75	413.35	2447.10		10834.62
87									
88	PA INTERNATIONAL-----SCHEDULED	191113	2679.47		1374.64	385.53	1760.17	.65	4440.29
89									
90	PA TOTAL-----SCHEDULED	583373	11061.37	5.62	3408.39	798.88	4207.27	.65	15274.91
91	PA TOTAL-----NONSCHEDULED	219							
92	PA TOTAL-----ALL SERVICES	583592	11061.37	5.62	3408.39	798.88	4207.27	.65	15274.91
93									
94	PE DOMESTIC-----SCHEDULED	35733	491.03						491.03
95									
96	PI DOMESTIC-----SCHEDULED	7263	20.01						20.01
97									
98	PS DOMESTIC-----SCHEDULED	1921679	2822.02		3490.31		3490.31		6312.33
99	PS DOMESTIC-----NONSCHEDULED	4828							
100	PS DOMESTIC-----ALL SERVICES	1924517	2822.02		3490.31		3490.31		6312.33
101									
102	QR DOMESTIC-----SCHEDULED	2879	3.53						3.53
103									
104	RC DOMESTIC-----SCHEDULED	300673	2690.67	58.93	1285.91	17.11	1303.02		4052.62
105	RC DOMESTIC-----NONSCHEDULED	133							
106	RC DOMESTIC-----ALL SERVICES	300806	2690.67	58.93	1285.91	17.11	1303.02		4052.62
107									
108	SJ DOMESTIC-----SCHEDULED	38949	323.70	.30					324.00
109									
110	TD DOMESTIC-----SCHEDULED	625846	7843.11	206.69	3062.95	1965.80	5028.35		13140.15
111									
112									

TABLE 6
 ENPLANED REVENUE PASSENGERS, ENPLANED REVENUE TONS OF CARGO AND MAIL, AND AIR TRAFFIC
 HUB CLASSIFICATIONS, BY TYPE OF OPERATION, BY TYPE OF SERVICE, BY COMMUNITY, AND BY CARRIER
 12 MONTHS ENDED DECEMBER 31, 1984

Line No.	Area, state or country Community (Airport name) Carrier Type of operation Type of service Hub type and percent of enplanements	Enplaned passengers	Enplaned revenue tons				Foreign mail	Total cargo and mail
			Freight	Express	Priority	U.S. Mail Nonpriority		
1	COMMUNITY TOTAL BY CARRIER (CONT.)							
2	UA DOMESTIC-----SCHEDULED	3945782	32192.38	1795.95	14291.81	4160.76	18452.57	52440.90
3	NONSCHEDULED	8899						
4	ALL SERVICES	3954681	32192.38	1795.95	14291.81	4160.76	18452.57	52440.90
5	NA DOMESTIC-----SCHEDULED	508112	8203.04	202.04	2197.78	1599.31	3797.09	12202.17
6	NONSCHEDULED	293						
7	ALL SERVICES	508405	8203.04	202.04	2197.78	1599.31	3797.09	12202.17
8	NC DOMESTIC-----SCHEDULED	56762	61.32		4.98	4.51	9.49	70.81
9	MN DOMESTIC-----SCHEDULED	144716						
10	MO DOMESTIC-----SCHEDULED	283762	2769.00					2769.00
11	COMMUNITY TOTAL							
12	DOMESTIC-----SCHEDULED	11995272	185851.45	3023.08	40381.05	13674.32	54055.37	13.55
13	NONSCHEDULED	18940	2836.45					
14	ALL SERVICES	12014212	188687.90	3023.08	40381.05	13674.32	54055.37	13.55
15	INTERNATIONAL-----SCHEDULED	225555	9750.33		2036.91	1015.39	3052.30	.96
16	NONSCHEDULED	293	269.56					
17	ALL SERVICES	225555	10019.89		2036.91	1015.39	3052.30	.96
18	TOTAL-----SCHEDULED	12220827	195401.78	3023.08	42417.96	14689.71	57107.67	14.51
19	NONSCHEDULED	18940	3106.01					
20	ALL SERVICES	12239767	198707.79	3023.08	42417.96	14689.71	57107.67	14.51
21	SAM JOSE							
22	(SAM JOSE MUNI) M 0.58							
23	AA DOMESTIC-----SCHEDULED	154971	408.04		92.16	209.03	301.19	709.23
24	AS DOMESTIC-----SCHEDULED	98605	756.75		123.09		123.09	879.84
25	NONSCHEDULED	136						
26	ALL SERVICES	98741	756.75		123.09		123.09	879.84
27	CO DOMESTIC-----SCHEDULED	34727	151.48		.25		.25	15.73
28	EA DOMESTIC-----SCHEDULED	722		.03	9.36		9.36	9.39
29	HP DOMESTIC-----SCHEDULED	52451	4.19					4.19
30	JK DOMESTIC-----SCHEDULED	41141		2.00	7.00	3.00	10.00	12.00
31	MC DOMESTIC-----SCHEDULED	7539						
32	OC DOMESTIC-----SCHEDULED	529936	679.00	11.80	200.98		200.98	891.78
33	NONSCHEDULED	2372						
34	ALL SERVICES	532308	679.00	11.80	200.98		200.98	891.78
35	PS DOMESTIC-----SCHEDULED	510978	430.57		247.66		247.66	678.23
36	NONSCHEDULED	38						
37	ALL SERVICES	511016	430.57		247.66		247.66	678.23
38	RC DOMESTIC-----SCHEDULED	75578	679.65	7.89	128.08	4.69	132.77	820.31
39	NONSCHEDULED	138						
40	ALL SERVICES	75716	679.65	7.89	128.08	4.69	132.77	820.31
41	TH DOMESTIC-----SCHEDULED	48599	122.69		115.22		115.22	237.91
42	UA DOMESTIC-----SCHEDULED	179555	1011.11	47.84	239.41	78.13	317.54	1376.49
43	NONSCHEDULED	352						
44	ALL SERVICES	179907	1011.11	47.84	239.41	78.13	317.54	1376.49
45	WA DOMESTIC-----SCHEDULED	148031	606.84	28.20	58.33	149.33	207.66	842.70
46	NONSCHEDULED	103						
47	ALL SERVICES	148134	606.84	28.20	58.33	149.33	207.66	842.70
48	COMMUNITY TOTAL							
49	DOMESTIC-----SCHEDULED	1882833	4850.32	97.76	1221.54	444.18	1665.72	6613.80
50	NONSCHEDULED	3139						
51	ALL SERVICES	1885972	4850.32	97.76	1221.54	444.18	1665.72	6613.80
52	SANTA BARBARA							
53	(SANTA BARBARA) N 0.00							
54	AA DOMESTIC-----SCHEDULED	15663	11.60		.06		.06	11.66
55	UA DOMESTIC-----SCHEDULED	114187	384.03	32.33	1.34		1.34	417.70
56	COMMUNITY TOTAL							
57	DOMESTIC-----SCHEDULED	129850	395.63	32.33	1.40		1.40	429.36
58	STOCKTON							
59	(STOCKTON METROPOLITAN) N 0.00							
60	FL DOMESTIC-----SCHEDULED	40543	42.49	15.25	16.52		16.52	74.26
61	PS DOMESTIC-----SCHEDULED	10380	21.28					21.28
62	COMMUNITY TOTAL							
63	DOMESTIC-----SCHEDULED	50923	63.77	15.25	16.52		16.52	95.54
64	COLORADO							
65	COLORADO SPRINGS							
66	(PETERSON FLD) S 0.13							
67	AL DOMESTIC-----SCHEDULED	5						
68	CO DOMESTIC-----SCHEDULED	88809	30.29		.53		.53	30.78
69	FL DOMESTIC-----SCHEDULED	126396	46.11	33.61	1.83		1.83	81.53

TABLE 6
 ENPLANED REVENUE PASSENGERS, ENPLANED REVENUE TONS OF CARGO AND MAIL, AND AIR TRAFFIC
 HUB CLASSIFICATIONS, BY TYPE OF OPERATION, BY TYPE OF SERVICE, BY COMMUNITY, AND BY CARRIER
 12 MONTHS ENDED DECEMBER 31, 1984

No.	Area, state or country Community (Airport name) Carrier Type of operation Type of service Hub type and percent of enplanements	Enplaned passengers	Freight	Enplaned revenue tons			Foreign mail	Total cargo and mail
				Express	Priority	Nonpriority		
		2	3	4	5	6	7	9
1	PETERSON FIELD (CONT.)							
2	HP DOMESTIC-----SCHEDULED	104605	2.70					2.70
3								
4	TM DOMESTIC-----SCHEDULED	56042	19.36		.14	.14		19.50
5								
6	UA DOMESTIC-----SCHEDULED	437	.06		.38	.38		.44
7	NONSCHEDULED	146						
8	ALL SERVICES	583	.06		.38	.44		.44
9								
10	NA DOMESTIC-----SCHEDULED	33267	13.98	5.24	.35	.35		19.57
11	NONSCHEDULED	274						
12	ALL SERVICES	33541	13.98	5.24	.35	.35		19.57
13								
14	COMMUNITY TOTAL							
15	DOMESTIC-----SCHEDULED	409561	112.46	38.85	3.23	3.23		154.54
16	NONSCHEDULED	420						
17	ALL SERVICES	409981	112.46	38.85	3.23	3.23		154.54
18								
19								
20								
21	DENVER L 3.91 (STAPLETON INTERNATIONAL)							
22	AA DOMESTIC-----SCHEDULED	262227	337.18		903.69	470.38	1374.07	1711.25
23								
24	AL DOMESTIC-----SCHEDULED	63084	41.84	.66	376.63	376.63		419.13
25	NONSCHEDULED	117						
26	ALL SERVICES	63201	41.84	.66	376.63	376.63		419.13
27								
28	BN DOMESTIC-----SCHEDULED	62364	32.85		185.78	185.78		218.63
29	NONSCHEDULED	244						
30	ALL SERVICES	62608	32.85		185.78	185.78		218.63
31								
32	CO DOMESTIC-----SCHEDULED	2522702	11731.17	31.24	3691.89	73.77	3765.66	2.96
33								
34	DL DOMESTIC-----SCHEDULED	289994	1438.26	18.79	1148.40	1148.40		2605.45
35								
36	EA DOMESTIC-----SCHEDULED	112398	1446.94	21.29	502.14	1.60	503.74	1971.97
37	NONSCHEDULED	149						
38	ALL SERVICES	112547	1446.94	21.29	502.14	1.60	503.74	1971.97
39								
40	EZ DOMESTIC-----SCHEDULED		74.00					74.00
41	NONSCHEDULED		5841.00					5841.00
42	ALL SERVICES		5915.00					5915.00
43								
44	FH DOMESTIC-----SCHEDULED	247619	336.83		298.45	298.45		635.28
45	NONSCHEDULED	218						
46	ALL SERVICES	247837	336.83		298.45	298.45		635.28
47								
48	FL DOMESTIC-----SCHEDULED	315281	7434.04	852.10	8313.63	8313.63		16599.77
49	NONSCHEDULED	574						
50	ALL SERVICES	3153455	7434.04	852.10	8313.63	8313.63		16599.77
51								
52	FT DOMESTIC-----SCHEDULED		1838.24		116.66	.86	117.52	1955.76
53								
54	NN DOMESTIC-----SCHEDULED	81719	244.11	.41	325.96	325.96		570.48
55	NONSCHEDULED	89						
56	ALL SERVICES	81808	244.11	.41	325.96	325.96		570.48
57								
58	OZ DOMESTIC-----SCHEDULED	78756	134.84	1.41	8.43	8.43		144.68
59	NONSCHEDULED	1093						
60	ALL SERVICES	79849	134.84	1.41	8.43	8.43		144.68
61								
62	PE DOMESTIC-----SCHEDULED	11312						
63								
64	PI DOMESTIC-----SCHEDULED	90847	210.35	.18	382.37	382.37		592.90
65	NONSCHEDULED	112						
66	ALL SERVICES	90959	210.35	.18	382.37	382.37		592.90
67								
68	RC DOMESTIC-----SCHEDULED	99667	494.31	5.58	161.58	2.39	163.97	663.86
69	NONSCHEDULED	2375						
70	ALL SERVICES	102042	494.31	5.58	161.58	2.39	163.97	663.86
71								
72	TM DOMESTIC-----SCHEDULED	211655	714.57	.87	1171.70	1196.81	2368.51	3083.95
73	NONSCHEDULED	291						
74	ALL SERVICES	211946	714.57	.87	1171.70	1196.81	2368.51	3083.95
75								
76	UA DOMESTIC-----SCHEDULED	517246	28654.40	765.02	22811.36	1717.42	24528.78	53948.20
77	NONSCHEDULED	5530						
78	ALL SERVICES	517804	28654.40	765.02	22811.36	1717.42	24528.78	53948.20
79								
80	WA DOMESTIC-----SCHEDULED	125258	860.91	15.50	842.93	17.23	860.16	1736.57
81	NONSCHEDULED	145						
82	ALL SERVICES	125403	860.91	15.50	842.93	17.23	860.16	1736.57
83								
84	MC DOMESTIC-----SCHEDULED	34706	140.24		103.68	90.20	193.88	334.12
85	NONSCHEDULED	829						
86	ALL SERVICES	35535	140.24		103.68	90.20	193.88	334.12
87								
88	NN DOMESTIC-----SCHEDULED	163277						
89	NONSCHEDULED	244						
90	ALL SERVICES	163521						
91								
92	ZV DOMESTIC-----SCHEDULED	17206	165.32	3.96	2.92	2.92		172.20
93								
94	COMMUNITY TOTAL							
95	DOMESTIC-----SCHEDULED	12800638	56330.40	1717.01	41348.20	3570.66	44918.86	2.96
96	NONSCHEDULED	12018	5841.00					5841.00
97	ALL SERVICES	12812856	62171.40	1717.01	41348.20	3570.66	44918.86	2.96
98								
99								
100								
101	DURANGO N C.00 (DURANGO-LA PLATA COUNTY)							
102	PL DOMESTIC-----SCHEDULED	28008	40.00	4.38	5.18	5.18		49.56
103								
104	HP DOMESTIC-----SCHEDULED	12422	.29					.29
105								
106	COMMUNITY TOTAL	40430	40.29	4.38	5.18	5.18		49.85
107	DOMESTIC-----SCHEDULED							
108								
109								
110								
111								
112								

TABLE 6
 ENPLANED REVENUE PASSENGERS, ENPLANED REVENUE TONS OF CARGO AND MAIL, AND AIR TRAFFIC
 HUB CLASSIFICATIONS, BY TYPE OF OPERATION, BY TYPE OF SERVICE, BY COMMUNITY, AND BY CARRIER
 12 MONTHS ENDED DECEMBER 31, 1984

Line No.	Area, state or country Community (Airport name) Carrier Type of operation Type of service Hub type and percent of enplanements	Enplaned passengers	Enplaned revenue tons				Foreign mail	Total cargo and mail
			Freight	Express	Priority	Nonpriority		
1	COLOGADO (CONT.)							
2	GRAND JUNCTION (WALKER FIELD) N C.00							
3	CO DOMESTIC-----SCHEDULED	11823	13.73		1.45		1.45	15.18
4	FL DOMESTIC-----SCHEDULED	71978	109.51	12.04	67.25		67.25	189.60
5	HP DOMESTIC-----SCHEDULED	1501	.01					.01
6	QG DOMESTIC-----SCHEDULED	6850	11.00		1.10		1.10	12.10
7	WA DOMESTIC-----SCHEDULED	877						
8	COMMUNITY TOTAL DOMESTIC-----SCHEDULED	93029	134.25	12.04	69.80		69.80	216.09
9								
10								
11								
12								
13								
14								
15								
16								
17								
18								
19	GUNNISON (GUNNISON COUNTY) N C.00							
20	CC DOMESTIC-----SCHEDULED	117						
21	FL DOMESTIC-----SCHEDULED	2526	.17					.17
22	COMMUNITY TOTAL DOMESTIC-----SCHEDULED	2643	.17					.17
23								
24								
25								
26								
27								
28								
29								
30	LAMAR (LAMAR MUNI) N C.00							
31	ZV DOMESTIC-----SCHEDULED	1464	5.28	.98				6.26
32								
33								
34								
35								
36								
37	MONTROSE/DELTA (MONTROSE COUNTY) N C.00							
38	DL DOMESTIC-----SCHEDULED	578						
39	HP DOMESTIC-----SCHEDULED	171						
40	COMMUNITY TOTAL DOMESTIC-----SCHEDULED	749						
41								
42								
43								
44								
45								
46								
47	PUEBLO (PUEBLO MEMORIAL) N C.00							
48	COMMUNITY TOTAL							
49								
50								
51	CONNECTICUT							
52								
53								
54								
55	HARTFORD/SPRINGFLD/WESTFLD (BRADLEY INTL) N C.47							
56	AA DOMESTIC-----SCHEDULED	116912	334.33		430.93	304.60	735.53	1069.86
57	AL DOMESTIC-----SCHEDULED	313513	765.91	36.88	1323.64		1323.64	2126.43
58	NON SCHEDULED ALL SERVICES	570						
59	314083	765.91	36.88	1323.64		1323.64	2126.43	
60	DL DOMESTIC-----SCHEDULED	282012	993.49	81.51	1057.15		1057.15	2132.15
61	EA DOMESTIC-----SCHEDULED	168224	1257.10	16.53	1236.15	1.84	1237.99	2511.62
62	NON SCHEDULED ALL SERVICES	456						
63	168680	1257.10	16.53	1236.15	1.84	1237.99	2511.62	
64	FT DOMESTIC-----SCHEDULED		568.95		319.12		319.12	888.07
65	IW DOMESTIC-----SCHEDULED	21639						
66	PA DOMESTIC-----SCHEDULED	3185	.43		.95		.95	1.38
67	NON SCHEDULED ALL SERVICES	100						
68	3285	.43		.95		.95	1.38	
69	PE DOMESTIC-----SCHEDULED	164204						
70	PI DOMESTIC-----SCHEDULED	89893	167.59	.97	612.16		612.16	780.72
71	QS DOMESTIC-----SCHEDULED	51168	27.73		.39		.39	28.12
72	NON SCHEDULED ALL SERVICES	185						
73	51353	27.73		.39		.39	28.12	
74	RC DOMESTIC-----SCHEDULED	7951	83.44	.18	59.22	.09	59.31	142.93
75	TW DOMESTIC-----SCHEDULED	50455	116.03	.15	439.21		439.21	555.39
76	UA DOMESTIC-----SCHEDULED	219511	1613.52	70.69	2034.61	2035.72	4070.33	5754.54
77	NON SCHEDULED ALL SERVICES	337						
78	219848	1613.52	70.69	2034.61	2035.72	4070.33	5754.54	
79	UR DOMESTIC-----SCHEDULED	44860	2.69	3.09	5.85		5.85	11.63
80	NON SCHEDULED ALL SERVICES	193						
81	45053	.69	3.09	5.85		5.85	11.63	
82	COMMUNITY TOTAL DOMESTIC-----SCHEDULED	1533527	5931.21	210.00	7519.30	2342.25	9861.63	16002.84
83	NON SCHEDULED ALL SERVICES	1841						
84	1535368	5931.21	210.00	7519.30	2342.25	9861.63	16002.84	
85								
86								
87								
88								
89								
90								
91								
92								
93								
94								
95								
96								
97								
98								
99								
100								
101								
102								
103								
104								
105								
106								
107								
108								
109								
110								
111								
112								

TABLE 6
 ENPLANED REVENUE PASSENGERS, ENPLANED REVENUE TONS OF CARGO AND MAIL, AND AIR TRAFFIC
 HUB CLASSIFICATIONS, BY TYPE OF OPERATION, BY TYPE OF SERVICE, BY COMMUNITY, AND BY CARRIER
 12 MONTHS ENDED DECEMBER 31, 1984

Line No.	Area, state or country Community (Airport name) Carrier Type of operation Type of service Hub type and percent of enplanements	Enplaned passengers	Enplaned revenue tons					Total cargo and mail
			Freight	Express	U.S. Mail		Foreign mail	
					Priority	Nonpriority	Total	
1	DELAWARE							
4	DOVER (DOVER AFB)	N 0.00						
9	WILMINGTON (GREATER WILMINGTON)	N 0.00						
11	UA DOMESTIC-----SCHEDULED	2559	2.09	.08	.04		.04	2.21
14	DIST. OF COL.							
19	WASHINGTON (DULLES INTERNATIONAL)	L 2.50 C.48						
21	AA DOMESTIC-----SCHEDULED	269010	1216.38		379.19	2541.27	2920.46	4136.84
22	AL DOMESTIC-----SCHEDULED	43117	84.47	.44	6.26		6.26	91.17
23	NON SCHEDULED	396						
24	ALL SERVICES	43513	84.47	.44	6.26		6.26	91.17
26	BN DOMESTIC-----SCHEDULED	34210	.11		24.74		24.74	24.85
27	NON SCHEDULED	121						
28	ALL SERVICES	34331	.11		24.74		24.74	24.85
30	CO DOMESTIC-----SCHEDULED	158135	185.74	.07	503.97		503.97	689.78
31	EA DOMESTIC-----SCHEDULED	53334	152.22	5.00	142.46	2.40	144.86	302.08
32	NON SCHEDULED	74						
33	ALL SERVICES	53408	152.22	5.00	142.46	2.40	144.86	302.08
36	FH DOMESTIC-----SCHEDULED	51043	35.48		44.53		44.53	80.01
37	NW DOMESTIC-----SCHEDULED	68967	985.60	.02	199.98	1241.84	1441.82	2427.44
40	PA DOMESTIC-----SCHEDULED	95818	187.33		588.02		588.02	775.35
41	NON SCHEDULED	394						
42	ALL SERVICES	96212	187.33		588.02		588.02	775.35
44	PA INTERNATIONAL--SCHEDULED	64557	1108.82		932.73		932.73	2041.55
45	NON SCHEDULED	305						
46	ALL SERVICES	64862	1108.82		932.73		932.73	2041.55
48	PA TOTAL-----SCHEDULED	160375	1296.15		1520.75		1520.75	2816.90
49	NON SCHEDULED	699						
50	ALL SERVICES	161074	1296.15		1520.75		1520.75	2816.90
52	PE DOMESTIC-----SCHEDULED	115452						
53	RC DOMESTIC-----SCHEDULED	75574	237.40	6.44	298.18	2.66	300.84	544.68
54	NON SCHEDULED	963						
55	ALL SERVICES	76537	237.40	6.44	298.18	2.66	300.84	544.68
56	TW DOMESTIC-----SCHEDULED	94260	1270.55		93.92	935.61	1029.53	2300.08
58	TW INTERNATIONAL--SCHEDULED	36034	343.91		201.84		201.84	545.75
60	TW TOTAL-----SCHEDULED	130274	1614.46		295.76	935.61	1231.37	2845.83
62	UA DOMESTIC-----SCHEDULED	374490	7904.55	99.11	1426.48	3940.16	5366.64	13370.30
63	NON SCHEDULED	3431						
64	ALL SERVICES	377921	7904.55	99.11	1426.48	3940.16	5366.64	13370.30
66	WA DOMESTIC-----SCHEDULED	35806	874.33	8.79	149.21		149.21	1032.33
68	AIRPORT TOTAL							
70	DOMESTIC-----SCHEDULED	1469196	13134.16	119.87	3856.94	8663.94	12520.88	25774.91
71	NON SCHEDULED	5379						
72	ALL SERVICES	1474575	13134.16	119.87	3856.94	8663.94	12520.88	25774.91
73	INTERNATIONAL--SCHEDULED	100591	1452.73		1134.57		1134.57	2587.30
74	NON SCHEDULED	305						
75	ALL SERVICES	100896	1452.73		1134.57		1134.57	2587.30
77	TOTAL-----SCHEDULED	1569787	14586.69	119.87	4991.51	8663.94	13655.45	28362.21
78	NON SCHEDULED	5684						
79	ALL SERVICES	1575471	14586.69	119.87	4991.51	8663.94	13655.45	28362.21
81	(WASHINGTON NATIONAL)	2.02						
83	AA DOMESTIC-----SCHEDULED	353584	618.65		1761.51	1101.47	2863.18	3481.83
84	NON SCHEDULED	100						
85	ALL SERVICES	353684	618.65		1761.51	1101.47	2863.18	3481.83
87	AL DOMESTIC-----SCHEDULED	796186	1048.84	25.65	5058.99		5058.99	6133.48
88	NON SCHEDULED	169						
89	ALL SERVICES	796355	1048.84	25.65	5058.99		5058.99	6133.48
91	BN DOMESTIC-----SCHEDULED	18744	.16		172.49		172.49	172.65
92	NON SCHEDULED	1496						
93	ALL SERVICES	20240	.16		172.49		172.49	172.65
95	CB DOMESTIC-----SCHEDULED	12246						
97	DL DOMESTIC-----SCHEDULED	486291	1248.88	68.39	4658.30		4658.30	5975.57
98	NON SCHEDULED	583						
99	ALL SERVICES	486874	1248.88	68.39	4658.30		4658.30	5975.57
101	EA DOMESTIC-----SCHEDULED	1402665	2546.93	176.72	5445.97	71.79	5717.76	8459.41
102	NL DOMESTIC-----SCHEDULED	64402						
103	NON SCHEDULED	79						
104	ALL SERVICES	64472						
106	NW DOMESTIC-----SCHEDULED	432942	916.49	4.00	3199.44	.37	3199.81	4120.30

TABLE 6
 ENPLANED REVENUE PASSENGERS, ENPLANED REVENUE TONS OF CARGO AND MAIL, AND AIR TRAFFIC
 HUB CLASSIFICATIONS, BY TYPE OF OPERATION, BY TYPE OF SERVICE, BY COMMUNITY, AND BY CARRIER
 12 MONTHS ENDED DECEMBER 31, 1964

Line No.	Area, state or country Community (Airport name) Carrier Type of operation Type of service Hub type and percent of enplanements	Enplaned passengers	Enplaned revenue tons					Foreign mail	Total cargo and mail
			Freight	Express	Priority	Nonpriority	Total		
1	WASHINGTON NATIONAL (CONT.)								
2	NY DOMESTIC-----SCHEDULED	689345	11.00					11.00	
3	NONSCHEDULED	35							
4	ALL SERVICES	689380	11.00					11.00	
5									
6	OZ DOMESTIC-----SCHEDULED	65832	41.32	.97	362.48		362.48	404.77	
7	NONSCHEDULED	432							
8	ALL SERVICES	66264	41.32	.97	362.48		362.48	404.77	
9									
10	PA DOMESTIC-----SCHEDULED	230517	239.88		1835.64		1835.64	2075.52	
11									
12	PE DOMESTIC-----SCHEDULED	292195							
13									
14	P1 DOMESTIC-----SCHEDULED	536706	948.42	10.55	2343.35		2343.35	3302.32	
15	NONSCHEDULED	435							
16	ALL SERVICES	537141	948.42	10.55	2343.35		2343.35	3302.32	
17									
18	GH DOMESTIC-----SCHEDULED	31733			28.30		28.30	28.30	
19									
20	RC DOMESTIC-----SCHEDULED	50735	143.38	4.74	440.13	.58	440.71	588.83	
21									
22	TN DOMESTIC-----SCHEDULED	470160	610.77	5.16	2319.02	1256.70	3575.72	4191.65	
23									
24	JA DOMESTIC-----SCHEDULED	416362	542.12	58.09	3563.96		3563.96	4164.17	
25	NONSCHEDULED	1817							
26	ALL SERVICES	418179	542.12	58.09	3563.96		3563.96	4164.17	
27									
28	UR DOMESTIC-----SCHEDULED	21819	.34	.42	2.89		2.89	3.65	
29									
30	MA DOMESTIC-----SCHEDULED	27612	45.98	.87	363.18	.01	363.19	410.04	
31									
32									
33									
34	AIROPORT TOTAL								
35	DOMESTIC-----SCHEDULED	6610472	8981.16	355.56	31755.65	2431.12	34186.77	43523.49	
36	NONSCHEDULED	5137							
37	ALL SERVICES	6615609	8981.16	355.56	31755.65	2431.12	34186.77	43523.49	
38									
39	COMMUNITY TOTAL BY CARRIER								
40	AA DOMESTIC-----SCHEDULED	622594	1835.03		2140.70	3642.94	5783.64	7618.67	
41	NONSCHEDULED	100							
42	ALL SERVICES	622694	1835.03		2140.70	3642.94	5783.64	7618.67	
43									
44	AL DOMESTIC-----SCHEDULED	839303	1133.31	26.09	5065.25		5065.25	6224.65	
45	NONSCHEDULED	565							
46	ALL SERVICES	839868	1133.31	26.09	5065.25		5065.25	6224.65	
47									
48	BH DOMESTIC-----SCHEDULED	52954	.27		197.23		197.23	197.50	
49	NONSCHEDULED	1617							
50	ALL SERVICES	54571	.27		197.23		197.23	197.50	
51									
52	CB DOMESTIC-----SCHEDULED	12246							
53									
54	CO DOMESTIC-----SCHEDULED	158135	185.74	.07	503.97		503.97	689.78	
55									
56	DL DOMESTIC-----SCHEDULED	486291	1248.88	68.39	4658.30		4658.30	5975.57	
57	NONSCHEDULED	583							
58	ALL SERVICES	486874	1248.88	68.39	4658.30		4658.30	5975.57	
59									
60	EA DOMESTIC-----SCHEDULED	1655999	2717.15	181.72	5788.43	74.19	5862.62	8761.49	
61	NONSCHEDULED	74							
62	ALL SERVICES	1656073	2717.15	181.72	5788.43	74.19	5862.62	8761.49	
63									
64	FH DOMESTIC-----SCHEDULED	51043	35.48		44.53		44.53	80.01	
65									
66	ML DOMESTIC-----SCHEDULED	64402							
67	NONSCHEDULED	70							
68	ALL SERVICES	64472							
69									
70	NH DOMESTIC-----SCHEDULED	501509	1902.09	4.02	3399.42	1242.21	4641.63	6547.74	
71									
72	NY DOMESTIC-----SCHEDULED	689345	11.00					11.00	
73	NONSCHEDULED	35							
74	ALL SERVICES	689380	11.00					11.00	
75									
76	OZ DOMESTIC-----SCHEDULED	65832	41.32	.97	362.48		362.48	404.77	
77	NONSCHEDULED	432							
78	ALL SERVICES	66264	41.32	.97	362.48		362.48	404.77	
79									
80	PA DOMESTIC-----SCHEDULED	326335	427.21		2423.66		2423.66	2850.87	
81	NONSCHEDULED	394							
82	ALL SERVICES	326729	427.21		2423.66		2423.66	2850.87	
83									
84	PA INTERNATIONAL--SCHEDULED	64557	1108.82		932.73		932.73	2041.55	
85	NONSCHEDULED	305							
86	ALL SERVICES	64862	1108.82		932.73		932.73	2041.55	
87									
88	PA TOTAL-----SCHEDULED	390892	1536.03		3356.39		3356.39	4892.42	
89	NONSCHEDULED	699							
90	ALL SERVICES	391591	1536.03		3356.39		3356.39	4892.42	
91									
92	PE DOMESTIC-----SCHEDULED	407647							
93									
94	P1 DOMESTIC-----SCHEDULED	536706	948.42	10.55	2343.35		2343.35	3302.32	
95	NONSCHEDULED	435							
96	ALL SERVICES	537141	948.42	10.55	2343.35		2343.35	3302.32	
97									
98	GH DOMESTIC-----SCHEDULED	31733			28.30		28.30	28.30	
99									
100	RC DOMESTIC-----SCHEDULED	126309	380.78	11.18	738.31	3.24	741.55	1133.51	
101	NONSCHEDULED	983							
102	ALL SERVICES	127272	380.78	11.18	738.31	3.24	741.55	1133.51	
103									
104	TN DOMESTIC-----SCHEDULED	564400	1881.32	5.16	2412.94	2192.31	4605.25	6491.73	
105									
106	TN INTERNATIONAL--SCHEDULED	36094	343.91		281.84		281.84	545.75	
107									
108	TN TOTAL-----SCHEDULED	600494	2225.23	5.16	2614.78	2192.31	4887.09	7037.48	
109									
110	UA DOMESTIC-----SCHEDULED	790852	8446.67	157.20	4998.44	3940.16	8936.60	17534.47	
111	NONSCHEDULED	3248							
112	ALL SERVICES	796100	8446.67	157.20	4998.44	3940.16	8936.60	17534.47	

TABLE 6
 ENPLANED REVENUE PASSENGERS, ENPLANED REVENUE TONS OF CARGO AND MAIL, AND AIR TRAFFIC
 HUB CLASSIFICATIONS, BY TYPE OF OPERATION, BY TYPE OF SERVICE, BY COMMUNITY, AND BY CARRIER
 12 MONTHS ENDED DECEMBER 31, 1984

Line No.	Area, state or country Community (Airport name) Carrier Type of operation Type of service Hub type and percent of enplanements	Enplaned passengers	Enplaned revenue tons				Foreign mail	Total cargo and mail
			Freight	Express	Priority	U.S. Mail Nonpriority		
1	2	3	4	5	6	7	8	9
1	COMMUNITY TOTAL BY CARRIER (CONT.)							
2	UR DOMESTIC-----SCHEDULED	21819	.34	.42	2.89		2.89	3.65
3	WA DOMESTIC-----SCHEDULED	63418	920.31	9.66	512.39	.02	512.40	1442.37
4	ZH DOMESTIC-----SCHEDULED	10796						
5	COMMUNITY TOTAL							
6	DOMESTIC-----SCHEDULED	8079668	22115.32	475.43	35612.59	11095.06	46707.65	69298.40
7	DOMESTIC-----NONSCHEDULED	10516						
8	ALL SERVICES	8090184	22115.32	475.43	35612.59	11095.06	46707.65	69298.40
9	INTERNATIONAL--SCHEDULED	100591	1452.73		1134.57		1134.57	2587.30
10	INTERNATIONAL--NONSCHEDULED	305						
11	ALL SERVICES	100896	1452.73		1134.57		1134.57	2587.30
12	TOTAL-----SCHEDULED	8180259	23568.05	475.43	36747.16	11095.06	47842.22	71885.70
13	TOTAL-----NONSCHEDULED	10821						
14	ALL SERVICES	8191080	23568.05	475.43	36747.16	11095.06	47842.22	71885.70
15	FLORIDA							
16	DAYTONA BEACH (DAYTONA BEACH REGIONAL) S C.07							
17	DL DOMESTIC-----SCHEDULED	67882	87.21	3.85	.03		.03	91.09
18	EA DOMESTIC-----SCHEDULED	136296	255.40	4.18	1.76		1.76	261.34
19	PI DOMESTIC-----SCHEDULED	31522	21.48	.77	.67		.67	22.92
20	COMMUNITY TOTAL DOMESTIC-----SCHEDULED	235700	364.09	8.80	2.46		2.46	375.35
21	EGLIN AIR FORCE BASE (EGLIN AFB) N C.00							
22	RC DOMESTIC-----SCHEDULED	77884	113.45	7.23	.76	.66	1.42	122.10
23	RC DOMESTIC-----NONSCHEDULED	715						
24	ALL SERVICES	78599	113.45	7.23	.76	.66	1.42	122.10
25	FT MYERS (SOUTHWEST) S C.18							
26	AA DOMESTIC-----SCHEDULED	30683	25.52		16.42		16.42	41.94
27	AL DOMESTIC-----SCHEDULED	1520	.59		.03		.03	.62
28	AL DOMESTIC-----NONSCHEDULED	26						
29	ALL SERVICES	1546	.59		.03		.03	.62
30	DL DOMESTIC-----SCHEDULED	141900	591.77	10.12	163.11		163.11	765.00
31	EA DOMESTIC-----SCHEDULED	207770	147.64	1.61	146.41	9.71	156.12	305.37
32	NW DOMESTIC-----SCHEDULED	61873	35.42		2.44		2.44	37.86
33	GZ DOMESTIC-----SCHEDULED	34091	42.93	1.90	.29		.29	45.12
34	GZ DOMESTIC-----NONSCHEDULED	166						
35	ALL SERVICES	34257	42.93	1.90	.29		.29	45.12
36	PA DOMESTIC-----SCHEDULED	24021	33.90	.01	9.20		9.20	43.11
37	RC DOMESTIC-----SCHEDULED	19955	22.02	.40	7.40	.42	7.82	30.24
38	UA DOMESTIC-----SCHEDULED	57411	53.10	15.79	93.81		93.81	162.70
39	COMMUNITY TOTAL DOMESTIC-----SCHEDULED	579224	952.89	29.83	439.11	10.13	449.24	1431.96
40	COMMUNITY TOTAL DOMESTIC-----NONSCHEDULED	192						
41	ALL SERVICES	579416	952.89	29.83	439.11	10.13	449.24	1431.96
42	GAINESVILLE (GAINESVILLE MUNI) N C.00							
43	EA DOMESTIC-----SCHEDULED	117969	136.75	14.23	14.50	.24	14.74	165.72
44	EA DOMESTIC-----NONSCHEDULED	147						
45	ALL SERVICES	118116	136.75	14.23	14.50	.24	14.74	165.72
46	HOMESTEAD (HOMESTEAD AFB) N C.00							
47	JACKSONVILLE (JACKSONVILLE INTERNATIONAL) N C.32							
48	AA DOMESTIC-----SCHEDULED	35105	62.60		343.42		343.42	408.02
49	DL DOMESTIC-----SCHEDULED	287422	869.83	75.42	3065.59		3065.59	4010.84
50	DL DOMESTIC-----NONSCHEDULED	657						
51	ALL SERVICES	288079	869.83	75.42	3065.59		3065.59	4010.84
52	EA DOMESTIC-----SCHEDULED	282664	655.13	98.97	1335.76	7.91	1343.67	2297.77
53	EA INTERNATIONAL--SCHEDULED	56			.01		.01	.01
54	EA TOTAL-----SCHEDULED	282720	655.13	98.97	1335.77	7.91	1343.68	2297.78
55	GZ DOMESTIC-----SCHEDULED	15170	33.24		149.66		149.66	182.90
56	GZ DOMESTIC-----NONSCHEDULED	466						
57	ALL SERVICES	15636	33.24		149.66		149.66	182.90
58	PA DOMESTIC-----NONSCHEDULED	116						

TABLE 6
 ENPLANED REVENUE PASSENGERS, ENPLANED REVENUE TONS OF CARGO AND MAIL, AND AIR TRAFFIC
 HUB CLASSIFICATIONS, BY TYPE OF OPERATION, BY TYPE OF SERVICE, BY COMMUNITY, AND BY CARRIER
 12 MONTHS ENDED DECEMBER 31, 1984

L i n c No	Area, state or country Community (Airport name) Carrier Type of operation Type of service Hub type and percent of enplanements	Enplaned passengers	Enplaned revenue tons					Foreign mail	Total cargo and mail
			Freight	Express	Priority	U.S. Mail Nonpriority	Total		
		2	3	4	5	6	7	8	9
1	JACKSONVILLE INTERNATIONAL (CONT.)								
2	PE DOMESTIC-----SCHEDULED	276296							
3	PI DOMESTIC-----SCHEDULED	135920	184.49	2.48	566.55		566.55	753.52	
4	RC DOMESTIC-----SCHEDULED	3540	6.47	.42	21.14		21.14	28.03	
5	TM DOMESTIC-----SCHEDULED	6292	4.19		4.16		4.16	8.35	
6	UA DOMESTIC-----SCHEDULED	12661	17.66	6.46	333.90		333.90	358.02	
7	COMMUNITY TOTAL								
8	DOMESTIC-----SCHEDULED	1055070	1833.61	183.75	6022.18	7.91	6030.09	8047.45	
9	NONSCHEDULED	1239							
10	ALL SERVICES	1056309	1833.61	183.75	6022.18	7.91	6030.05	8047.45	
11	INTERNATIONAL-----SCHEDULED	56			.01		.01	.01	
12	TOTAL-----SCHEDULED	1055126	1833.61	183.75	6022.19	7.91	6030.10	8047.46	
13	NONSCHEDULED	1239							
14	ALL SERVICES	1056365	1833.61	183.75	6022.19	7.91	6030.10	8047.46	
15									
16									
17									
18									
19									
20									
21									
22									
23									
24									
25	MELBOURNE S C.10								
26	(CAPE KENNEDY REGIONAL)								
27	DL DOMESTIC-----SCHEDULED	49453	46.24	2.42	.21		.21	48.87	
28	EA DOMESTIC-----SCHEDULED	121008	440.69	16.81	5.07	.76	5.83	463.33	
29	PE DOMESTIC-----SCHEDULED	147225							
30	COMMUNITY TOTAL								
31	DOMESTIC-----SCHEDULED	317686	486.93	19.23	5.28	.76	6.04	512.20	
32									
33									
34									
35									
36									
37									
38	MIAMI/FT LAUDERDALE L 3.04								
39	(FT. LAUDERDALE-HOLLYWOOD INTL) C.86								
40	AA DOMESTIC-----SCHEDULED	59730	80.05		88.55		88.55	168.60	
41	AL DOMESTIC-----SCHEDULED	74093	45.90	.39	55.30		55.30	101.59	
42	NONSCHEDULED	9658							
43	ALL SERVICES	83751	45.90	.39	55.30		55.30	101.59	
44	CO DOMESTIC-----SCHEDULED	73713	82.19	.58	54.77		54.77	137.54	
45	DL DOMESTIC-----SCHEDULED	117989	7145.90	71.31	1699.26		1699.26	8916.47	
46	NONSCHEDULED	124							
47	ALL SERVICES	117813	7145.90	71.31	1699.26		1699.26	8916.47	
48	DL INTERNATIONAL-----SCHEDULED	9							
49	DL TOTAL-----SCHEDULED	1177998	7145.90	71.31	1699.26		1699.26	8916.47	
50	NONSCHEDULED	124							
51	ALL SERVICES	1178122	7145.90	71.31	1699.26		1699.26	8916.47	
52	EA DOMESTIC-----SCHEDULED	687656	1063.63	62.12	1284.11	62.18	1346.29	2672.04	
53	NONSCHEDULED	354							
54	ALL SERVICES	688010	1063.63	62.12	1284.11	62.18	1346.29	2672.04	
55	EA INTERNATIONAL-----SCHEDULED	27277	77.02	5.28	.55		.55	82.85	
56	EA TOTAL-----SCHEDULED	714933	1140.65	67.40	1284.66	62.18	1346.84	2554.89	
57	NONSCHEDULED	354							
58	ALL SERVICES	715287	1140.65	67.40	1284.66	62.18	1346.84	2554.89	
59	NI DOMESTIC-----SCHEDULED	34483							
60	NM DOMESTIC-----SCHEDULED	71531	76.76		173.07		173.07	249.83	
61	OZ DOMESTIC-----SCHEDULED	21720	26.04	.02	.24		.24	26.30	
62	PA DOMESTIC-----SCHEDULED	87							
63	QM DOMESTIC-----SCHEDULED	25942	.01	.06	1.16		1.16	1.23	
64	QS DOMESTIC-----SCHEDULED	235880	458.20		14.91		14.91	473.11	
65	NONSCHEDULED	45994							
66	ALL SERVICES	301774	458.20		14.91		14.91	473.11	
67	RC DOMESTIC-----SCHEDULED	45678	61.78	.46	10.71	1.02	11.73	73.97	
68	NONSCHEDULED	5596							
69	ALL SERVICES	51274	61.78	.46	10.71	1.02	11.73	73.97	
70	TM DOMESTIC-----SCHEDULED	31255	10.79	.03	36.23		36.23	47.05	
71	UA DOMESTIC-----SCHEDULED	119955	227.25	15.06	274.83		274.83	517.14	
72	NONSCHEDULED	3750							
73	ALL SERVICES	123705	227.25	15.06	274.83		274.83	517.14	
74	ZO DOMESTIC-----SCHEDULED	42173							
75	AIRPORT TOTAL								
76	DOMESTIC-----SCHEDULED	2701805	9278.50	150.03	3693.14	63.20	3756.34	13184.87	
77	NONSCHEDULED	85376							
78	ALL SERVICES	2787181	9278.50	150.03	3693.14	63.20	3756.34	13184.87	
79	INTERNATIONAL-----SCHEDULED	27286	77.02	5.28	.55		.55	82.85	
80	TOTAL-----SCHEDULED	2729171	9355.52	155.31	3693.69	63.20	3756.89	13267.72	
81	NONSCHEDULED	85376							
82	ALL SERVICES	2814547	9355.52	155.31	3693.69	63.20	3756.89	13267.72	
83	(MIAMI INTERNATIONAL) 2.18								
84	AA DOMESTIC-----SCHEDULED	150987	723.77		409.55	151.13	560.68	1284.45	
85	NONSCHEDULED	100							
86	ALL SERVICES	151087	723.77		409.55	151.13	560.68	1284.45	
87	AE DOMESTIC-----SCHEDULED	100.00						100.00	

TABLE 6
 ENPLANED REVENUE PASSENGERS, ENPLANED REVENUE TONS OF CARGO AND MAIL, AND AIR TRAFFIC
 HUB CLASSIFICATIONS, BY TYPE OF OPERATION, BY TYPE OF SERVICE, BY COMMUNITY, AND BY CARRIER
 12 MONTHS ENDED DECEMBER 31, 1984

Line No.	Area, state or country Community (Airport name) Carrier Type of operation Type of service Hub type and percent of enplanements	Enplaned revenue tons						Total cargo and mail
		Enplaned passengers	Freight	Express	Priority	U.S. Mail Nonpriority	Total	
1	2	3	4	5	6	7	8	9
1	MIAMI INTERNATIONAL (CONT.)							
2	BN DOMESTIC-----SCHEDULED	43665	10.99		99.54		99.54	110.53
3	NONSCHEDULED	444						
4	ALL SERVICES	44109	10.99		99.54		99.54	110.53
5	CC DOMESTIC-----SCHEDULED	16984			5.21		5.21	5.21
6	NONSCHEDULED	880						
7	ALL SERVICES	17864			5.21		5.21	5.21
8								
9	CL DOMESTIC-----SCHEDULED	53277	34.70		51.00		51.00	85.70
10	NONSCHEDULED	248						
11	ALL SERVICES	53525	34.70		51.00		51.00	85.70
12								
13	CL INTERNATIONAL--SCHEDULED	6294	5.30		19.50		19.50	24.80
14	NONSCHEDULED	189						
15	ALL SERVICES	6483	5.30		19.50		19.50	24.80
16								
17	CL TOTAL-----SCHEDULED	59571	40.00		70.50		70.50	110.50
18	NONSCHEDULED	437						
19	ALL SERVICES	60008	40.00		70.50		70.50	110.50
20								
21	CO DOMESTIC-----SCHEDULED	78403	1061.76	.60	112.16		112.16	1174.52
22								
23	DL DOMESTIC-----SCHEDULED	496110	6881.48	130.85	2018.25		2018.25	9030.58
24	NONSCHEDULED	201						
25	ALL SERVICES	496311	6881.48	130.85	2018.25		2018.25	9030.58
26								
27	EA DOMESTIC-----SCHEDULED	2670294	23733.95	845.06	8700.36	2478.04	11178.40	35757.41
28	NONSCHEDULED	3264						
29	ALL SERVICES	2673558	23733.95	845.06	8700.36	2478.04	11178.40	35757.41
30								
31	EA INTERNATIONAL--SCHEDULED	910660	8580.28	244.91	3515.23	7.12	3522.35	12347.54
32	NONSCHEDULED	1606						
33	ALL SERVICES	912266	8580.28	244.91	3515.23	7.12	3522.35	12347.54
34								
35	EA TOTAL-----SCHEDULED	3580954	32314.23	1089.97	12215.59	2485.16	14700.75	48104.95
36	NONSCHEDULED	4870						
37	ALL SERVICES	3585824	32314.23	1089.97	12215.59	2485.16	14700.75	48104.95
38								
39	FT DOMESTIC-----SCHEDULED		17722.17		147.27	.88	148.15	17870.32
40								
41	FT INTERNATIONAL--SCHEDULED		6066.32		17.44	8.75	26.39	6092.71
42	NONSCHEDULED		534.30					534.30
43	ALL SERVICES		6600.62		17.44	8.75	26.39	6627.01
44								
45	FT TOTAL-----SCHEDULED		23788.49		164.91	9.63	174.54	23963.03
46	NONSCHEDULED		534.30					534.30
47	ALL SERVICES		24322.79		164.91	9.63	174.54	24497.33
48								
49	JW DOMESTIC-----SCHEDULED	116924	2287.30					2287.30
50	NONSCHEDULED	7149	990.50					990.50
51	ALL SERVICES	124073	3277.80					3277.80
52								
53	JW INTERNATIONAL--SCHEDULED	170						
54	NONSCHEDULED	5859	2087.60					2087.60
55	ALL SERVICES	6029	2087.60					2087.60
56								
57	JW TOTAL-----SCHEDULED	117094	2287.30					2287.30
58	NONSCHEDULED	13008	3078.10					3078.10
59	ALL SERVICES	130102	5365.40					5365.40
60								
61	NI DOMESTIC-----SCHEDULED	14641						
62								
63	NM DOMESTIC-----SCHEDULED	111625	1493.98	.47	675.92	158.62	834.54	.05
64								
65	NM INTERNATIONAL--SCHEDULED	355						
66								
67	NM TOTAL-----SCHEDULED	111980	1493.98	.47	675.92	158.62	834.54	.05
68								
69	OZ DOMESTIC-----SCHEDULED	40393	184.43	.94	16.93		16.93	202.30
70	NONSCHEDULED	86	2.25					2.25
71	ALL SERVICES	40479	186.68	.94	16.93		16.93	204.55
72								
73	PA DOMESTIC-----SCHEDULED	1034859	5387.93		2283.18	62.65	2345.83	17.47
74	NONSCHEDULED	1350						
75	ALL SERVICES	1036209	5387.93		2283.18	62.65	2345.83	17.47
76								
77	PA INTERNATIONAL--SCHEDULED	414626	6782.74		1023.69	419.33	1443.02	175.04
78	NONSCHEDULED	1271						
79	ALL SERVICES	415897	6782.74		1023.69	419.33	1443.02	175.04
80								
81	PA TOTAL-----SCHEDULED	1449485	12170.67		3306.87	481.98	3788.85	192.51
82	NONSCHEDULED	2621						
83	ALL SERVICES	1452106	12170.67		3306.87	481.98	3788.85	192.51
84								
85	PE DOMESTIC-----SCHEDULED	42296						
86								
87	PI DOMESTIC-----SCHEDULED	239552	1703.93	1.99	722.68		722.68	2428.60
88	NONSCHEDULED	224						
89	ALL SERVICES	239776	1703.93	1.99	722.68		722.68	2428.60
90								
91	QH DOMESTIC-----SCHEDULED	76203	11.34	.08	43.12		43.12	54.54
92								
93	QH INTERNATIONAL--SCHEDULED	58220	252.32	.18	93.01		93.01	345.51
94	NONSCHEDULED	3281						
95	ALL SERVICES	61501	252.32	.18	93.01		93.01	345.51
96								
97	QH TOTAL-----SCHEDULED	134423	263.66	.26	136.13		136.13	400.05
98	NONSCHEDULED	3281						
99	ALL SERVICES	137704	263.66	.26	136.13		136.13	400.05
100								
101	QS DOMESTIC-----SCHEDULED	61401	448.08		37.63		37.63	485.71
102	NONSCHEDULED	8355						
103	ALL SERVICES	69956	448.08		37.63		37.63	485.71
104								
105	RC DOMESTIC-----SCHEDULED	177540	2067.30	5.23	264.67	11.39	276.06	2368.59
106	NONSCHEDULED	124						
107	ALL SERVICES	177664	2067.30	5.23	264.67	11.39	276.06	2368.59
108								
109	SI DOMESTIC-----SCHEDULED	180						
110	NONSCHEDULED	180						
111	ALL SERVICES	360						
112								

TABLE 6
 ENPLANED REVENUE PASSENGERS, ENPLANED REVENUE TONS OF CARGO AND MAIL, AND AIR TRAFFIC
 HUB CLASSIFICATIONS, BY TYPE OF OPERATION, BY TYPE OF SERVICE, BY COMMUNITY, AND BY CARRIER
 12 MONTHS ENDED DECEMBER 31, 1964

Line No.	Area, state or country Community (Airport name) Carrier Type of operation Type of service Hub type and percent of enplanements	Enplaned passengers	Enplaned revenue tons					Foreign mail	Total cargo and mail		
			Freight	Express	U.S. Mail		Total				
			1	2	3	4	5	6	7	8	9
1	MIAMI INTERNATIONAL (CONT.)										
2	TM DOMESTIC-----SCHEDULED	107805	123.51		458.01	58.07		516.08			639.59
3											
4	UA DOMESTIC-----SCHEDULED	123161	770.74	23.49	319.67	23.85		343.52			1137.75
5	-----NONSCHEDULED	1900									
6	-----ALL SERVICES	125061	770.74	23.49	319.67	23.85		343.52			1137.75
7											
8	ZO DOMESTIC-----SCHEDULED	32431									
9	2M DOMESTIC-----SCHEDULED	19134									
10											
11	3L INTERNATIONAL--SCHEDULED		523.00								523.00
12											
13											
14	AIRPORT TOTAL										
15	DOMESTIC-----SCHEDULED	570806	64747.76	1008.71	16365.15	2944.63		19309.78	17.52		85083.77
16	-----NONSCHEDULED	24505	992.75								992.75
17	-----ALL SERVICES	5732570	65740.51	1008.71	16365.15	2944.63		19309.78	17.52		86076.52
18											
19	INTERNATIONAL--SCHEDULED	1390325	22209.96	245.09	4669.07	435.20		5104.27	175.04		27734.36
20	-----NONSCHEDULED	12206	2621.90								2621.90
21	-----ALL SERVICES	1402531	24831.86	245.09	4669.07	435.20		5104.27	175.04		30356.26
22											
23	TOTAL-----SCHEDULED	7098390	86957.72	1253.80	21034.22	3379.83		24414.05	192.56		112818.13
24	-----NONSCHEDULED	36711	3614.65								3614.65
25	-----ALL SERVICES	7135101	90572.37	1253.80	21034.22	3379.83		24414.05	192.56		116432.78
26											
27	COMMUNITY TOTAL BY CARRIER										
28	AA DOMESTIC-----SCHEDULED	210717	803.82		498.10	151.13		649.23			1453.05
29	-----NONSCHEDULED	100									
30	-----ALL SERVICES	210817	803.82		498.10	151.13		649.23			1453.05
31											
32	AE DOMESTIC-----SCHEDULED		100.40								100.40
33											
34	AL DOMESTIC-----SCHEDULED	74093	45.90	.39	55.30			55.30			101.59
35	-----NONSCHEDULED	9658									
36	-----ALL SERVICES	83751	45.90	.39	55.30			55.30			101.59
37											
38	BN DOMESTIC-----SCHEDULED	43665	10.99		99.54			99.54			110.53
39	-----NONSCHEDULED	444									
40	-----ALL SERVICES	44109	10.99		99.54			99.54			110.53
41											
42	CC DOMESTIC-----SCHEDULED	16984			5.21			5.21			5.21
43	-----NONSCHEDULED	880									
44	-----ALL SERVICES	17864			5.21			5.21			5.21
45											
46	CL DOMESTIC-----SCHEDULED	53277	34.70		51.00			51.00			85.70
47	-----NONSCHEDULED	248									
48	-----ALL SERVICES	53525	34.70		51.00			51.00			85.70
49											
50	CL INTERNATIONAL--SCHEDULED	6294	5.30		19.50			19.50			24.80
51	-----NONSCHEDULED	189									
52	-----ALL SERVICES	6483	5.30		19.50			19.50			24.80
53											
54	CL TOTAL-----SCHEDULED	59571	40.00		70.50			70.50			110.50
55	-----NONSCHEDULED	437									
56	-----ALL SERVICES	60008	40.00		70.50			70.50			110.50
57											
58	CO DOMESTIC-----SCHEDULED	152116	1143.95	1.18	166.93			166.93			1312.06
59											
60	DL DOMESTIC-----SCHEDULED	1674099	14027.38	202.16	3717.51			3717.51			17947.05
61	-----NONSCHEDULED	325									
62	-----ALL SERVICES	1674424	14027.38	202.16	3717.51			3717.51			17947.05
63											
64	DL INTERNATIONAL--SCHEDULED	9									
65											
66	DL TOTAL-----SCHEDULED	1674108	14027.38	202.16	3717.51			3717.51			17947.05
67	-----NONSCHEDULED	325									
68	-----ALL SERVICES	1674433	14027.38	202.16	3717.51			3717.51			17947.05
69											
70	EA DOMESTIC-----SCHEDULED	3357950	24797.58	907.18	9984.47	2540.22		12524.69			38229.45
71	-----NONSCHEDULED	3618									
72	-----ALL SERVICES	3361568	24797.58	907.18	9984.47	2540.22		12524.69			38229.45
73											
74	EA INTERNATIONAL--SCHEDULED	937937	8657.30	250.19	3515.78	7.12		3522.90			12430.39
75	-----NONSCHEDULED	1606									
76	-----ALL SERVICES	939543	8657.30	250.19	3515.78	7.12		3522.90			12430.39
77											
78	EA TOTAL-----SCHEDULED	4295887	33454.88	1157.37	13500.25	2547.34		16047.59			50659.84
79	-----NONSCHEDULED	5224									
80	-----ALL SERVICES	4301111	33454.88	1157.37	13500.25	2547.34		16047.59			50659.84
81											
82	FT DOMESTIC-----SCHEDULED		17722.17		147.27	.88		148.15			17870.32
83											
84	FT INTERNATIONAL--SCHEDULED		6066.32		17.64	8.75		26.39			6092.71
85	-----NONSCHEDULED		534.30								534.30
86	-----ALL SERVICES		6600.62		17.64	8.75		26.39			6627.01
87											
88	FT TOTAL-----SCHEDULED		23788.49		164.91	9.63		174.54			23963.03
89	-----NONSCHEDULED		534.30								534.30
90	-----ALL SERVICES		24322.79		164.91	9.63		174.54			24497.33
91											
92	JW DOMESTIC-----SCHEDULED	116924	2287.30								2287.30
93	-----NONSCHEDULED	7149	990.50								990.50
94	-----ALL SERVICES	124073	3277.80								3277.80
95											
96	JW INTERNATIONAL--SCHEDULED	170									
97	-----NONSCHEDULED	5859	2087.60								2087.60
98	-----ALL SERVICES	6029	2087.60								2087.60
99											
100	JW TOTAL-----SCHEDULED	117094	2287.30								2287.30
101	-----NONSCHEDULED	13008	3078.10								3078.10
102	-----ALL SERVICES	130102	5365.40								5365.40
103											
104	NI DOMESTIC-----SCHEDULED	49124									
105	NM DOMESTIC-----SCHEDULED	183156	1570.74	.47	848.99	158.62		1007.61	.05		2578.87
106											
107	NM INTERNATIONAL--SCHEDULED	359									
108											
109	NM TOTAL-----SCHEDULED	183511	1570.74	.47	848.99	158.62		1007.61	.05		2578.87
110											
111											
112											

TABLE 4
 ENPLANED REVENUE PASSENGERS, ENPLANED REVENUE TONS OF CARGO AND MAIL, AND AIR TRAFFIC
 HUB CLASSIFICATIONS, BY TYPE OF OPERATION, BY TYPE OF SERVICE, BY COMMUNITY, AND BY CARRIER
 12 MONTHS ENDED DECEMBER 31, 1964

Line No.	Area, state or country Community (Airport name) Carrier Type of operation Type of service Hub type and percent of enplanements	Enplaned passengers	Enplaned revenue tons					Foreign mail	Total air and mail
			Freight	Express	Priority	Nonpriority	Total		
1	2	3	4	5	6	7	8	9	
COMMUNITY TOTAL BY CARRIER (CONT.)									
1	DL DOMESTIC-----SCHEDULED	62113	210.47	.96	17.17			228.60	
2	NON SCHEDULED	86	2.25					2.25	
3	ALL SERVICES	62199	212.72	.96	17.17			230.65	
4	PA DOMESTIC-----SCHEDULED	1034966	5387.93		2283.18	62.65	2345.83	17.47	
5	NON SCHEDULED	1350							
6	ALL SERVICES	1036296	5387.93		2283.18	62.65	2345.83	17.47	
7	PA INTERNATIONAL--SCHEDULED	414626	6782.74		1023.69	419.33	1443.02	175.04	
8	NON SCHEDULED	1271							
9	ALL SERVICES	415897	6782.74		1023.69	419.33	1443.02	175.04	
10	PA TOTAL-----SCHEDULED	1449572	12170.67		3306.87	481.98	3788.85	192.51	
11	NON SCHEDULED	2621							
12	ALL SERVICES	1452193	12170.67		3306.87	481.98	3788.85	192.51	
13	PE DOMESTIC-----SCHEDULED	42296							
14	P1 DOMESTIC-----SCHEDULED	239552	1703.93	1.99	722.68			2428.60	
15	NON SCHEDULED	224							
16	ALL SERVICES	239776	1703.93	1.99	722.68			2428.60	
17	QH DOMESTIC-----SCHEDULED	102145	11.35	.14	44.28			55.77	
18	QH INTERNATIONAL--SCHEDULED	58220	252.32	.18	93.01			345.51	
19	NON SCHEDULED	3281							
20	ALL SERVICES	61501	252.32	.18	93.01			345.51	
21	QH TOTAL-----SCHEDULED	160365	263.67	.32	137.29			401.28	
22	NON SCHEDULED	3281							
23	ALL SERVICES	163646	263.67	.32	137.29			401.28	
24	US DOMESTIC-----SCHEDULED	297481	906.28		52.54			958.82	
25	NON SCHEDULED	74249							
26	ALL SERVICES	371730	906.28		52.54			958.82	
27	RC DOMESTIC-----SCHEDULED	223218	2129.08	5.69	275.38	12.41	287.79	2422.56	
28	NON SCHEDULED	5720							
29	ALL SERVICES	228938	2129.08	5.69	275.38	12.41	287.79	2422.56	
30	SI DOMESTIC-----SCHEDULED	180							
31	NON SCHEDULED	180							
32	ALL SERVICES	360							
33	TW DOMESTIC-----SCHEDULED	139060	134.30	.03	494.24	58.07	552.31	686.64	
34	UA DOMESTIC-----SCHEDULED	243116	997.99	38.55	594.50	23.85	618.35	1654.89	
35	NON SCHEDULED	3650							
36	ALL SERVICES	246766	997.99	38.55	594.50	23.85	618.35	1654.89	
37	ZD DOMESTIC-----SCHEDULED	74604							
38	ZN DOMESTIC-----SCHEDULED	19134							
39	3C INTERNATIONAL--SCHEDULED		523.00					523.00	
40	COMMUNITY TOTAL								
41	DOMESTIC-----SCHEDULED	8409950	74026.26	1158.74	20058.29	3007.83	23066.12	17.52	
42	NON SCHEDULED	109881	992.75					992.75	
43	ALL SERVICES	8518761	75019.01	1158.74	20058.29	3007.83	23066.12	17.52	
44	INTERNATIONAL--SCHEDULED	1417611	22286.98	250.37	4669.62	435.20	5104.82	175.04	
45	NON SCHEDULED	12206	2621.90					2621.90	
46	ALL SERVICES	1429817	24908.88	250.37	4669.62	435.20	5104.82	175.04	
47	TOTAL-----SCHEDULED	9827561	96313.24	1409.11	24727.91	3443.03	28170.94	192.56	
48	NON SCHEDULED	12207	3614.65					3614.65	
49	ALL SERVICES	9949648	99927.89	1409.11	24727.91	3443.03	28170.94	192.56	
50	ORLANDO L 1.25								
51	ORLANDO INT'L								
52	AA DOMESTIC-----SCHEDULED	104968	170.95		98.03		98.03	268.98	
53	NON SCHEDULED	144							
54	ALL SERVICES	105112	170.95		98.03		98.03	268.98	
55	AL DOMESTIC-----SCHEDULED	140939	188.10	1.97	423.53		423.53	613.60	
56	NON SCHEDULED	61057							
57	ALL SERVICES	201996	188.10	1.97	423.53		423.53	613.60	
58	CO DOMESTIC-----SCHEDULED	105722	55.21	.03	167.96		167.96	223.20	
59	DL DOMESTIC-----SCHEDULED	810006	4235.99	92.73	1519.82		1519.82	5848.54	
60	NON SCHEDULED	364							
61	ALL SERVICES	810370	4235.99	92.73	1519.82		1519.82	5848.54	
62	EA DOMESTIC-----SCHEDULED	1053499	9688.07	132.46	1509.44	704.28	2213.72	12094.25	
63	NON SCHEDULED	533							
64	ALL SERVICES	1054032	9688.07	132.46	1509.44	704.28	2213.72	12094.25	
65	FH DOMESTIC-----SCHEDULED	6329	7.00		96.00		96.00	103.00	
66	FT DOMESTIC-----SCHEDULED		1526.15		77.24		77.24	1603.39	
67	NI DOMESTIC-----SCHEDULED	27885							
68	NV DOMESTIC-----SCHEDULED	114329	726.25		131.94		131.94	857.79	
69	NON SCHEDULED	5324							
70	ALL SERVICES	119653	726.25		131.94		131.94	857.79	
71	NY DOMESTIC-----SCHEDULED	35127							
72	OZ DOMESTIC-----SCHEDULED	78389	130.89	2.32	221.75		221.75	354.96	
73	NON SCHEDULED	516							
74	ALL SERVICES	78905	130.89	2.32	221.75		221.75	354.96	
75	PA DOMESTIC-----SCHEDULED	374886	197.94		19.32		19.32	176.66	
76	NON SCHEDULED	982							
77	ALL SERVICES	375868	197.94		19.32		19.32	176.66	

TABLE 6
 ENPLANED REVENUE PASSENGERS, ENPLANED REVENUE TONS OF CARGO AND MAIL, AND AIR TRAFFIC
 HUB CLASSIFICATIONS, BY TYPE OF OPERATION, BY TYPE OF SERVICE, BY COMMUNITY, AND BY CARRIER
 12 MONTHS ENDED DECEMBER 31, 1964

No.	Area, state or country Community (Airport name) Carrier Type of operation Type of service Hub type and percent of enplanements	Enplaned passengers	Enplaned revenue tons					Total cargo and mail
			Freight	Express	U.S. Mail		Foreign mail	
					Priorities	Nonpriority		
1	2	3	4	5	6	7	8	9
1	ORLANDO INT'L (CON'T.)							
2	PA INTERNATIONAL--NONSCHEDULED	376						
3	PA TOTAL-----SCHEDULED	373056	157.34		19.32		19.32	176.66
4	NONSCHEDULED	1278						
5	ALL SERVICES	374334	157.34		19.32		19.32	176.66
6	PE DOMESTIC-----SCHEDULED	4217						
7	PI DOMESTIC-----SCHEDULED	255862	562.04	52.20	608.76		608.76	1223.00
8	NONSCHEDULED	112						
9	ALL SERVICES	255974	562.04	52.20	608.76		608.76	1223.00
10	QH DOMESTIC-----SCHEDULED	17459	.03	.08	.04		.04	.15
11	QS DOMESTIC-----SCHEDULED	165618	115.23		53.76	1.06	54.82	170.05
12	NONSCHEDULED	445						
13	ALL SERVICES	166063	115.23		53.76	1.06	54.82	170.05
14	RC DOMESTIC-----SCHEDULED	270920	944.46	14.95	352.45	5.04	357.49	1316.90
15	NONSCHEDULED	2336						
16	ALL SERVICES	273256	944.46	14.95	352.45	5.04	357.49	1316.90
17	SI DOMESTIC-----SCHEDULED	4861						
18	NONSCHEDULED	4861						
19	ALL SERVICES	9722						
20	TM DOMESTIC-----SCHEDULED	76193	68.33		4.74		4.74	73.07
21	UA DOMESTIC-----SCHEDULED	209246	748.73	25.20	402.80		402.80	1176.73
22	NONSCHEDULED	4218						
23	ALL SERVICES	213464	748.73	25.20	402.80		402.80	1176.73
24	ZO DOMESTIC-----SCHEDULED	165793						
25	ZM DOMESTIC-----SCHEDULED	6223						
26	NONSCHEDULED	384						
27	ALL SERVICES	6607						
28	COMMUNITY TOTAL							
29	DOMESTIC-----SCHEDULED	402644	19324.77	321.94	5687.18	710.38	6397.56	26044.27
30	NONSCHEDULED	81396						
31	ALL SERVICES	410037	19324.77	321.94	5687.18	710.38	6397.56	26044.27
32	INTERNATIONAL--NONSCHEDULED	376						
33	TOTAL-----SCHEDULED	402644	19324.77	321.94	5687.18	710.38	6397.56	26044.27
34	NONSCHEDULED	81772						
35	ALL SERVICES	410413	19324.77	321.94	5687.18	710.38	6397.56	26044.27
36	PANAMA CITY (PANAMA CITY-BAY COUNTY) N C.00							
37	RC DOMESTIC-----SCHEDULED	52706	115.40	1.66	290.21	1.36	291.57	408.63
38	NONSCHEDULED	127						
39	ALL SERVICES	52833	115.40	1.66	290.21	1.36	291.57	408.63
40	PENSACOLA (PENSACOLA REGIONAL) S C.07							
41	CO DOMESTIC-----SCHEDULED	15519	17.09	.25	55.62		55.62	72.96
42	DL DOMESTIC-----SCHEDULED	60764	67.69	3.44	308.75		308.75	379.88
43	EA DOMESTIC-----SCHEDULED	148338	1149.36	43.88	981.18	3.42	984.60	2177.84
44	NONSCHEDULED	149						
45	ALL SERVICES	148487	1149.36	43.88	981.18	3.42	984.60	2177.84
46	COMMUNITY TOTAL							
47	DOMESTIC-----SCHEDULED	224421	1234.14	47.57	1345.55	3.42	1348.97	2630.66
48	NONSCHEDULED	149						
49	ALL SERVICES	224770	1234.14	47.57	1345.55	3.42	1348.97	2630.66
50	SARASOTA/BRADENTON (SARASOTA-BRADENTON) S C.20							
51	DL DOMESTIC-----SCHEDULED	115757	135.33	9.57	1.64		1.64	146.54
52	EA DOMESTIC-----SCHEDULED	211911	444.03	8.06	.81	.05	.86	452.95
53	GZ DOMESTIC-----SCHEDULED	18088	17.93		.35		.35	18.28
54	PE DOMESTIC-----SCHEDULED	227026						
55	RC DOMESTIC-----SCHEDULED	45248	94.64	.15	10.98	.15	11.13	105.92
56	NONSCHEDULED	111						
57	ALL SERVICES	45359	94.64	.15	10.98	.15	11.13	105.92
58	UA DOMESTIC-----SCHEDULED	35674	54.20	11.03				65.23
59	NONSCHEDULED	153						
60	ALL SERVICES	35827	54.20	11.03				65.23
61	COMMUNITY TOTAL							
62	DOMESTIC-----SCHEDULED	653704	746.13	28.81	13.78	.20	13.98	788.92
63	NONSCHEDULED	264						
64	ALL SERVICES	653968	746.13	28.81	13.78	.20	13.98	788.92
65	TALLAHASSEE (TALLAHASSEE MAIN) S C.07							
66	DL DOMESTIC-----SCHEDULED	47629	87.92	5.22	100.72		100.72	201.86
67	NONSCHEDULED	221						
68	ALL SERVICES	47850	87.92	5.22	100.72		100.72	201.86
69	EA DOMESTIC-----SCHEDULED	110690	606.11	27.29	466.25	.06	466.31	1099.71
70	NONSCHEDULED	737						
71	ALL SERVICES	111427	606.11	27.29	466.25	.06	466.31	1099.71

TABLE 6
 ENPLANED REVENUE PASSENGERS, ENPLANED REVENUE TONS OF CARGO AND MAIL, AND AIR TRAFFIC
 HUB CLASSIFICATIONS, BY TYPE OF OPERATION, BY TYPE OF SERVICE, BY COMMUNITY, AND BY CARRIER
 12 MONTHS ENDED DECEMBER 31, 1984

Line No.	Area, state or country Community (Airport name) Carrier Type of operation Type of service Hub type and percent of enplanements	Enplaned passengers	Enplaned revenue tons					
			Freight	Express	U.S. Mail		Foreign mail	Total cargo and mail
					Priority	Nonpriority		
1	2	3	4	5	6	7	8	9
1	TALLAHASSEE MUNI (CONT.)							
2	QH DOMESTIC-----SCHEDULED	4420		.02				.02
3								
4	RC DOMESTIC-----SCHEDULED	54031	45.47	.99	256.46	3.08	259.54	306.00
5		314						
6	NONSCHEDULED	56345	45.47	.99	256.46	3.08	259.54	306.00
7	ALL SERVICES							
8	COMMUNITY TOTAL							
9	DOMESTIC-----SCHEDULED	223770	739.50	33.52	831.43	3.14	834.57	1607.59
10		1272						
11	NONSCHEDULED	225042	739.50	33.52	831.43	3.14	834.57	1607.59
12	ALL SERVICES							
13								
14	TAMPA ST. PETERSBURG/CENTRAL FLORIDA (TAMPA INTERNATIONAL)							
15	AA DOMESTIC-----SCHEDULED	110854	250.33		360.45	122.44	482.89	733.22
16								
17	AA INTERNATIONAL-----SCHEDULED	56	.15					.15
18								
19	AA TOTAL-----SCHEDULED	110910	250.48		360.45	122.44	482.89	733.37
20								
21	AL DOMESTIC-----SCHEDULED	139961	344.34	.70	325.07		325.07	670.11
22		9006						
23	NONSCHEDULED	140967	344.34	.70	325.07		325.07	670.11
24	ALL SERVICES							
25								
26	CO DOMESTIC-----SCHEDULED	107954	192.80	.16	60.79		60.79	253.75
27								
28	DL DOMESTIC-----SCHEDULED	890443	4445.97	137.14	3125.08		3125.08	7708.19
29		97						
30	NONSCHEDULED	890540	4445.97	137.14	3125.08		3125.08	7708.19
31	ALL SERVICES							
32								
33	EA DOMESTIC-----SCHEDULED	846070	3362.12	138.51	2274.56	5.75	2280.31	5780.94
34		1451						
35	NONSCHEDULED	847521	3362.12	138.51	2274.56	5.75	2280.31	5780.94
36	ALL SERVICES							
37								
38	FH DOMESTIC-----SCHEDULED	6608	2.00		40.00		40.00	42.00
39								
40	NI DOMESTIC-----SCHEDULED	22192						
41								
42	MM DOMESTIC-----SCHEDULED	353842	1252.48	1.41	444.94	2.55	447.49	1701.58
43		89						
44	NONSCHEDULED	353931	1252.48	1.41	444.94	2.55	447.49	1701.58
45	ALL SERVICES							
46								
47	NY DOMESTIC-----SCHEDULED	5329						
48								
49	OZ DOMESTIC-----SCHEDULED	73491	367.02	35.39	167.15		167.15	569.56
50		870						4.42
51	NONSCHEDULED	74361	371.44	35.39	167.15		167.15	573.98
52	ALL SERVICES							
53								
54	PA DOMESTIC-----SCHEDULED	321173	360.93		113.70		113.70	474.63
55		1366						
56	NONSCHEDULED	322539	360.93		113.70		113.70	474.63
57	ALL SERVICES							
58								
59	PA INTERNATIONAL-----SCHEDULED	4352	2.94					2.94
60								
61	PA TOTAL-----SCHEDULED	325525	363.87		113.70		113.70	477.57
62		1366						
63	NONSCHEDULED	326891	363.87		113.70		113.70	477.57
64	ALL SERVICES							
65								
66	PI DOMESTIC-----SCHEDULED	312455	728.01	109.42	907.52		907.52	1744.95
67								
68	QH DOMESTIC-----SCHEDULED	14076	.01	.14	.17		.17	.32
69								
70	QS DOMESTIC-----NONSCHEDULED	1819						
71								
72	RC DOMESTIC-----SCHEDULED	116250	642.42	1.99	567.22	1.52	568.74	1213.15
73		3127						
74	NONSCHEDULED	119377	642.42	1.99	567.22	1.52	568.74	1213.15
75	ALL SERVICES							
76								
77	TD DOMESTIC-----SCHEDULED	94733	358.87	1.93	276.62		276.62	637.42
78								
79	UA DOMESTIC-----SCHEDULED	178661	703.44	49.00	553.59	58.74	612.33	1364.77
80		6498						
81	NONSCHEDULED	183359	703.44	49.00	553.59	58.74	612.33	1364.77
82	ALL SERVICES							
83								
84	ZO DOMESTIC-----SCHEDULED	3760						
85								
86	ZR DOMESTIC-----SCHEDULED	5949						
87								
88	AIRPORT TOTAL							
89	DOMESTIC-----SCHEDULED	3403801	13010.94	475.79	9216.86	191.00	9407.86	22894.59
90		24523						4.42
91	NONSCHEDULED	3428324	13015.36	475.79	9216.86	191.00	9407.86	22899.01
92	ALL SERVICES							
93								
94	INTERNATIONAL-----SCHEDULED	4408	3.09					3.09
95								
96	TOTAL-----SCHEDULED	3408209	13014.03	475.79	9216.86	191.00	9407.86	22897.68
97		24523						4.42
98	NONSCHEDULED	3432732	13018.45	475.79	9216.86	191.00	9407.86	22902.10
99	ALL SERVICES							
100								
101	ST. PETERSBURG/CENTRAL FLORIDA (TAMPA INTERNATIONAL)							
102	PE DOMESTIC-----SCHEDULED	221384						
103								
104	QS DOMESTIC-----SCHEDULED	96899	10.41		.28		.28	10.69
105								
106	ZO DOMESTIC-----SCHEDULED	11244						
107								
108	AIRPORT TOTAL							
109	DOMESTIC-----SCHEDULED	329079	10.41		.28		.28	10.69
110								
111	COMMUNITY TOTAL BY CARRIER							
112	AA DOMESTIC-----SCHEDULED	110854	250.33		360.45	122.44	482.89	733.22
113								
114	AA INTERNATIONAL-----SCHEDULED	56	.15					.15
115								
116	AA TOTAL-----SCHEDULED	110910	250.48		360.45	122.44	482.89	733.37
117								
118	AL DOMESTIC-----SCHEDULED	139961	344.34	.70	325.07		325.07	670.11
119		9006						
120	NONSCHEDULED	140967	344.34	.70	325.07		325.07	670.11
121	ALL SERVICES							

TABLE 4
 ENPLANED REVENUE PASSENGERS, ENPLANED REVENUE TONS OF CARGO AND MAIL, AND AIR TRAFFIC
 HUB CLASSIFICATIONS, BY TYPE OF OPERATION, BY TYPE OF SERVICE, BY COMMUNITY, AND BY CARRIER
 12 MONTHS ENDED DECEMBER 31, 1984

No.	Area, state or country Community (Airport name) Carrier Type of operation Type of service Hub type and percent of enplanements	Enplaned passengers	Enplaned revenue tons					Total cargo and mail	
			Freight	Express	Priority	U.S. Mail Nonpriority	Total		
		2	3	4	5	6	7	8	9
1	COMMUNITY TOTAL BY CARRIER (CONT.)								
2	CO DOMESTIC-----SCHEDULED	107954	192.80	.16	60.79		60.79		253.75
3									
4	DL DOMESTIC-----SCHEDULED	890443	4445.97	137.14	3125.08		3125.08		7708.19
5	NONSCHEDULED	97							
6	ALL SERVICES	890540	4445.97	137.14	3125.08		3125.08		7708.19
7									
8	EA DOMESTIC-----SCHEDULED	646070	3362.12	138.51	2274.56	5.75	2280.31		5780.94
9	NONSCHEDULED	1451							
10	ALL SERVICES	647521	3362.12	138.51	2274.56	5.75	2280.31		5780.94
11									
12	FH DOMESTIC-----SCHEDULED	6608	2.00		40.00		40.00		42.00
13									
14	NI DOMESTIC-----SCHEDULED	22192							
15									
16	NI DOMESTIC-----SCHEDULED	353842	1252.68	1.41	444.94	2.55	447.49		1701.58
17	NONSCHEDULED	89							
18	ALL SERVICES	353931	1252.68	1.41	444.94	2.55	447.49		1701.58
19									
20	NY DOMESTIC-----SCHEDULED	5329							
21									
22	OZ DOMESTIC-----SCHEDULED	73491	467.02	35.39	167.15		167.15		569.56
23	NONSCHEDULED	870	4.42						4.42
24	ALL SERVICES	74361	371.44	35.39	167.15		167.15		573.98
25									
26	PA DOMESTIC-----SCHEDULED	321173	360.93		113.70		113.70		474.63
27	NONSCHEDULED	1366							
28	ALL SERVICES	322539	360.93		113.70		113.70		474.63
29									
30	PA INTERNATIONAL--SCHEDULED	4352	2.94						2.94
31									
32	PA TOTAL-----SCHEDULED	325525	363.87		113.70		113.70		477.57
33	NONSCHEDULED	1366							
34	ALL SERVICES	326891	363.87		113.70		113.70		477.57
35									
36	PE DOMESTIC-----SCHEDULED	221334							
37									
38	PJ DOMESTIC-----SCHEDULED	312455	728.01	109.42	907.52		907.52		1744.95
39									
40	QH DOMESTIC-----SCHEDULED	14076	.01	.14	.17		.17		.32
41									
42	QS DOMESTIC-----SCHEDULED	96899	10.41		.28		.28		10.69
43	NONSCHEDULED	1819							
44	ALL SERVICES	98718	10.41		.28		.28		10.69
45									
46	RC DOMESTIC-----SCHEDULED	116250	642.42	1.99	567.22	1.52	568.74		1213.15
47	NONSCHEDULED	3127							
48	ALL SERVICES	119377	642.42	1.99	567.22	1.52	568.74		1213.15
49									
50	TM DOMESTIC-----SCHEDULED	94733	358.87	1.93	276.62		276.62		637.42
51									
52	UA DOMESTIC-----SCHEDULED	178661	703.44	49.00	553.59	58.74	612.33		1364.77
53	NONSCHEDULED	6698							
54	ALL SERVICES	185359	703.44	49.00	553.59	58.74	612.33		1364.77
55									
56	ZO DOMESTIC-----SCHEDULED	15006							
57									
58	ZH DOMESTIC-----SCHEDULED	5949							
59									
60	COMMUNITY TOTAL								
61	DOMESTIC-----SCHEDULED	393280	13021.35	475.79	9217.14	191.00	9408.14		22905.28
62	NONSCHEDULED	24523	4.42						4.42
63	ALL SERVICES	3957803	13025.77	475.79	9217.14	191.00	9408.14		22909.70
64									
65	INTERNATIONAL--SCHEDULED	4408	3.09						3.09
66									
67	TOTAL-----SCHEDULED	3937688	13024.44	475.79	9217.14	191.00	9408.14		22908.37
68	NONSCHEDULED	24523	4.42						4.42
69	ALL SERVICES	3962211	13028.86	475.79	9217.14	191.00	9408.14		22912.79
70									
71									
72									
73	WEST PALM BEACH/PALM BEACH N C-54								
74	(PALM BEACH INTERNATIONAL)								
75	AA DOMESTIC-----SCHEDULED	34689	34.63		46.22	.08	46.30		80.93
76									
77	AL DOMESTIC-----SCHEDULED	133249	53.93	1.31	174.91		174.91		230.15
78									
79	DL DOMESTIC-----SCHEDULED	473470	1261.72	48.62	693.77		693.77		2004.11
80	NONSCHEDULED	125							
81	ALL SERVICES	473595	1261.72	48.62	693.77		693.77		2004.11
82									
83	EA DOMESTIC-----SCHEDULED	413374	553.03	29.53	383.52	61.91	445.43		1027.99
84	NONSCHEDULED	67							
85	ALL SERVICES	413441	553.03	29.53	383.52	61.91	445.43		1027.99
86									
87	NI DOMESTIC-----SCHEDULED	21250							
88									
89	NI DOMESTIC-----SCHEDULED	38560	25.48		8.78		8.78		34.46
90									
91	OZ DOMESTIC-----SCHEDULED	16040	7.60	.41	1.54		1.54		9.55
92	NONSCHEDULED	122							
93	ALL SERVICES	16162	7.60	.41	1.54		1.54		9.55
94									
95	PA DOMESTIC-----SCHEDULED	94601	27.04		19.75		19.75	5.79	52.58
96									
97	PE DOMESTIC-----SCHEDULED	344799							
98									
99	QH DOMESTIC-----SCHEDULED	14967							
100									
101	QS DOMESTIC-----SCHEDULED	117947	29.77		9.14		9.14		38.91
102									
103	RC DOMESTIC-----SCHEDULED	12043	21.39	.06	.54	.38	.92		22.37
104									
105	TM DOMESTIC-----SCHEDULED	39857	17.52		13.14		13.14		30.66
106									
107	UA DOMESTIC-----SCHEDULED	43284	49.99	7.60	249.14		249.14		306.73
108	NONSCHEDULED	109							
109	ALL SERVICES	43393	49.99	7.60	249.14		249.14		306.73
110									
111									
112									

TABLE 6
 ENPLANED REVENUE PASSENGERS, ENPLANED REVENUE TONS OF CARGO AND MAIL, AND AIR TRAFFIC
 HUB CLASSIFICATIONS, BY TYPE OF OPERATION, BY TYPE OF SERVICE, BY COMMUNITY, AND BY CARRIER
 12 MONTHS ENDED DECEMBER 31, 1984

Line No.	Area, state or country Community (Airport name) Carrier Type of operation Type of service Hub type and percent of enplanements	Enplaned passengers	Enplaned revenue tons					Foreign mail	Total cargo and mail
			Freight	Express	U.S. Mail		Total		
					Priority	Nonpriority			
1	2	3	4	5	6	7	8	9	
1	PALM BEACH INTERNATIONAL (CONT.)								
2	2M DOMESTIC-----SCHEDULED	3645							
3									
4	COMMUNITY TOTAL								
5	DOMESTIC-----SCHEDULED	1822727	2082.30	87.53	1600.45	62.37	1662.82	5.79	
6	NONSCHEDULED	423							
7	ALL SERVICES	1823150	2082.30	87.53	1600.45	62.37	1662.82	5.79	
8									
9									
10	GEORGIA								
11									
12									
13									
14	ALBANY								
15	(ALBANY-DOUGHERTY COUNTY) N C.00								
16	RC DOMESTIC-----SCHEDULED	26837	149.06	2.84	33.55	2.24	35.79	187.69	
17									
18									
19									
20									
21	ATLANTA								
22	(WILLIAM B HARTSFIELD INT'L) L 5.77								
23	AA DOMESTIC-----SCHEDULED	125073	299.02		367.86	15.02	382.88	681.90	
24									
25	CC DOMESTIC-----SCHEDULED	59835			.03		.03	.03	
26	NONSCHEDULED	1144							
27	ALL SERVICES	60979			.03		.03	.03	
28									
29	DL DOMESTIC-----SCHEDULED	9670675	62663.73	5229.29	50787.83		50787.83	118680.85	
30	NONSCHEDULED	4505							
31	ALL SERVICES	9675180	62663.73	5229.29	50787.83		50787.83	118680.85	
32									
33	DL INTERNATIONAL-----SCHEDULED	265298	4436.48		615.73		615.73	5052.21	
34	NONSCHEDULED	230							
35	ALL SERVICES	265528	4436.48		615.73		615.73	5052.21	
36									
37	DL TOTAL-----SCHEDULED	9935973	67100.21	5229.29	51403.56		51403.56	123733.06	
38	NONSCHEDULED	4735							
39	ALL SERVICES	9940708	67100.21	5229.29	51403.56		51403.56	123733.06	
40									
41	EA DOMESTIC-----SCHEDULED	7501071	46414.95	6882.35	34227.11	1916.62	36143.73	89441.03	
42	NONSCHEDULED	1856							
43	ALL SERVICES	7502927	46414.95	6882.35	34227.11	1916.62	36143.73	89441.03	
44									
45	EA INTERNATIONAL-----SCHEDULED	91746	241.94	7.73	64.80	2.34	67.14	316.81	
46									
47	EA TOTAL-----SCHEDULED	7592817	46656.89	6890.08	34291.91	1918.96	36210.87	89757.84	
48	NONSCHEDULED	1856							
49	ALL SERVICES	7594673	46656.89	6890.08	34291.91	1918.96	36210.87	89757.84	
50									
51	EZ DOMESTIC-----SCHEDULED		613.00					613.00	
52	NONSCHEDULED		2362.79					2362.79	
53	ALL SERVICES		2975.79					2975.79	
54									
55	FL DOMESTIC-----SCHEDULED	42375	211.11	21.38	238.22		238.22	470.71	
56									
57	FT DOMESTIC-----SCHEDULED		27492.60		627.32	.08	627.40	28120.00	
58									
59	IW DOMESTIC-----SCHEDULED	13835							
60									
61	NM DOMESTIC-----SCHEDULED	65386	228.30	.25	250.49	.09	250.58	.20	
62									
63	OZ DOMESTIC-----SCHEDULED	55653	118.53	5.28	177.96		177.96	301.77	
64	NONSCHEDULED	621							
65	ALL SERVICES	56274	118.53	5.28	177.96		177.96	301.77	
66									
67	PJ DOMESTIC-----SCHEDULED	239763	1158.87	88.65	634.72		634.72	1882.24	
68	NONSCHEDULED	573							
69	ALL SERVICES	240336	1158.87	88.65	634.72		634.72	1882.24	
70									
71	RC DOMESTIC-----SCHEDULED	694053	3651.44	282.39	1519.30	71.20	1590.50	5524.33	
72	NONSCHEDULED	595							
73	ALL SERVICES	694648	3651.44	282.39	1519.30	71.20	1590.50	5524.33	
74									
75	TW DOMESTIC-----SCHEDULED	19082	6.10		161.70		161.70	167.80	
76									
77	UA DOMESTIC-----SCHEDULED	61888	194.64	16.69	442.87	.17	443.04	654.37	
78	NONSCHEDULED	5004							
79	ALL SERVICES	66892	194.64	16.69	442.87	.17	443.04	654.37	
80									
81	VK DOMESTIC-----SCHEDULED		6882.00					6882.00	
82									
83	COMMUNITY TOTAL								
84	DOMESTIC-----SCHEDULED	18548689	149934.29	12526.28	89435.41	2003.18	91438.59	.20	
85	NONSCHEDULED	14298	2362.79					2362.79	
86	ALL SERVICES	18562987	152297.08	12526.28	89435.41	2003.18	91438.59	.20	
87									
88	INTERNATIONAL-----SCHEDULED	357044	4678.42	7.73	680.53	2.34	682.87	5369.02	
89	NONSCHEDULED	230							
90	ALL SERVICES	357274	4678.42	7.73	680.53	2.34	682.87	5369.02	
91									
92	TOTAL-----SCHEDULED	18905733	154612.71	12534.01	90115.94	2005.52	92121.46	.20	
93	NONSCHEDULED	14528	2362.79					2362.79	
94	ALL SERVICES	18920261	156975.50	12534.01	90115.94	2005.52	92121.46	.20	
95									
96									
97	AUGUSTA								
98	(BUSH FIELD) N C.00								
99	DL DOMESTIC-----SCHEDULED	135353	151.05	74.61	15.90		15.90	261.56	
100	NONSCHEDULED	201							
101	ALL SERVICES	135554	151.05	74.61	15.90		15.90	261.56	
102									
103	PJ DOMESTIC-----SCHEDULED	24762	11.21	.10	.06		.06	11.37	
104									
105	COMMUNITY TOTAL								
106	DOMESTIC-----SCHEDULED	160095	162.26	74.71	15.96		15.96	292.93	
107	NONSCHEDULED	201							
108	ALL SERVICES	160296	162.26	74.71	15.96		15.96	292.93	
109									
110									
111									
112									

TABLE 6
 ENPLANED REVENUE PASSENGERS, ENPLANED REVENUE TONS OF CARGO AND MAIL, AND AIR TRAFFIC
 HUB CLASSIFICATIONS, BY TYPE OF OPERATION, BY TYPE OF SERVICE, BY COMMUNITY, AND BY CARRIER
 12 MONTHS ENDED DECEMBER 31, 1984

Line No.	Area, state or country Community (Airport name) Carrier	Type of operation Type of service Hub type and percent of enplanements	Enplaned passengers	Enplaned revenue tons					Total cargo and mail
				Freight	Express	U.S. Mail		Foreign mail	
					Priority	Nonpriority	Total		
1	HONOLULU INTERNATIONAL (CONT.)								
2	HK INTERNATIONAL--SCHEDULED		5332	589.00		774.00	774.00	1363.00	
3	NONSCHEDULED		1661						
4	ALL SERVICES		54993	589.00		774.00	774.00	1363.00	
6	NM DOMESTIC--SCHEDULED		284945	12131.00	20.71	637.81	1407.90	14336.25	
7	NONSCHEDULED		4422						
8	ALL SERVICES		289367	12131.00	20.71	637.81	1407.90	14336.25	
9	NM INTERNATIONAL--SCHEDULED		188188	535.05		1597.90	532.82	2665.77	
10	NONSCHEDULED		473133	12666.05	20.71	2235.71	1940.72	4176.43	
11	ALL SERVICES		477555	12666.05	20.71	2235.71	1940.72	4176.43	
12	NM TOTAL--SCHEDULED		188188	535.05		1597.90	532.82	2665.77	
13	NONSCHEDULED		473133	12666.05	20.71	2235.71	1940.72	4176.43	
14	ALL SERVICES		477555	12666.05	20.71	2235.71	1940.72	4176.43	
15	PA DOMESTIC--SCHEDULED		153742	7440.18		385.64	567.33	552.97	
16	NONSCHEDULED		373					4.47	
17	ALL SERVICES		154115	7440.18		385.64	567.33	552.97	
18	PA INTERNATIONAL--SCHEDULED		145260	2320.89		1433.23	245.14	1678.37	
19	NONSCHEDULED		350					8.53	
20	ALL SERVICES		145610	2320.89		1433.23	245.14	1678.37	
21	PA TOTAL--SCHEDULED		299002	9761.07		1818.87	812.47	2631.34	
22	NONSCHEDULED		723					13.00	
23	ALL SERVICES		299725	9761.07		1818.87	812.47	2631.34	
24	TV DOMESTIC--SCHEDULED		29904	998.90				998.90	
25	NONSCHEDULED		14496	304.00				304.00	
26	ALL SERVICES		44400	1302.90				1302.90	
27	UA DOMESTIC--SCHEDULED		1332832	22976.59	163.03	2639.52	587.42	3226.54	
28	NONSCHEDULED		8665						
29	ALL SERVICES		1341497	22976.59	163.03	2639.52	587.42	3226.54	
30	WA DOMESTIC--SCHEDULED		461954	12533.23	335.88	1083.58	123.75	1207.33	
31	MC DOMESTIC--SCHEDULED		193021	5659.00		55.00		55.00	
32	NONSCHEDULED		339						
33	ALL SERVICES		193360	5659.00		55.00		55.00	
34	AIROPORT TOTAL								
35	DOMESTIC--SCHEDULED		5399709	82773.35	519.76	8911.48	3413.85	12325.33	
36	NONSCHEDULED		91222	304.00				304.00	
37	ALL SERVICES		5490931	83077.35	519.76	8911.48	3413.85	12325.33	
38	INTERNATIONAL--SCHEDULED		485479	11780.49	.14	5264.36	777.96	6042.32	
39	NONSCHEDULED		2011	35.88				35.88	
40	ALL SERVICES		487490	11816.37	.14	5264.36	777.96	6042.32	
41	TOTAL--SCHEDULED		5885188	94553.84	519.90	14175.84	4191.81	18367.65	
42	NONSCHEDULED		93233	339.88				339.88	
43	ALL SERVICES		5978421	94893.72	519.90	14175.84	4191.81	18367.65	
44	COMMUNITY TOTAL BY CARRIER								
45	AA DOMESTIC--SCHEDULED		493376	6990.34		1318.04	.48	1318.52	
46	AQ DOMESTIC--SCHEDULED		1017628	4246.33	.14	1869.84	460.08	2329.92	
47	NONSCHEDULED		80					.07	
48	ALL SERVICES		1017708	4246.33	.14	1869.84	460.08	2329.92	
49	AQ INTERNATIONAL--SCHEDULED		9867	300.29	.14	299.91		299.91	
50	AQ TOTAL--SCHEDULED		1027495	4546.62	.28	2169.75	460.08	2629.83	
51	NONSCHEDULED		80					.14	
52	ALL SERVICES		1027575	4546.62	.28	2169.75	460.08	2629.83	
53	CO DOMESTIC--SCHEDULED		99374	3043.05		95.86		95.86	
54	CO INTERNATIONAL--SCHEDULED		88832	765.08		1078.78		1078.78	
55	CO TOTAL--SCHEDULED		188206	3808.13		1174.64		1174.64	
56	DL DOMESTIC--SCHEDULED		1434	40.85		5.32		5.32	
57	FI DOMESTIC--SCHEDULED			24.56				24.56	
58	FI INTERNATIONAL--SCHEDULED			7335.87		80.54		80.54	
59	NONSCHEDULED			35.88				35.88	
60	ALL SERVICES			7371.75		80.54		80.54	
61	FI TOTAL--SCHEDULED			7360.43		80.54		80.54	
62	NONSCHEDULED			35.88				35.88	
63	ALL SERVICES			7396.31		80.54		80.54	
64	NA DOMESTIC--SCHEDULED		1331499	6689.32		820.87	266.89	1087.76	
65	NONSCHEDULED		6287						
66	ALL SERVICES		1394346	6689.32		820.87	266.89	1087.76	
67	HK INTERNATIONAL--SCHEDULED		5332	589.00		774.00		774.00	
68	NONSCHEDULED		1661						
69	ALL SERVICES		54993	589.00		774.00		774.00	
70	NM DOMESTIC--SCHEDULED		284945	12131.00	20.71	637.81	1407.90	14336.25	
71	NONSCHEDULED		4422						
72	ALL SERVICES		289367	12131.00	20.71	637.81	1407.90	14336.25	
73	NM INTERNATIONAL--SCHEDULED		188188	535.05		1597.90	532.82	2665.77	
74	NM TOTAL--SCHEDULED		188188	535.05		1597.90	532.82	2665.77	
75	NONSCHEDULED		473133	12666.05	20.71	2235.71	1940.72	4176.43	
76	ALL SERVICES		477555	12666.05	20.71	2235.71	1940.72	4176.43	
77	PA DOMESTIC--SCHEDULED		153742	7440.18		385.64	567.33	552.97	
78	NONSCHEDULED		373					4.47	
79	ALL SERVICES		154115	7440.18		385.64	567.33	552.97	
80	PA INTERNATIONAL--SCHEDULED		145260	2320.89		1433.23	245.14	1678.37	
81	NONSCHEDULED		350					8.53	
82	ALL SERVICES		145610	2320.89		1433.23	245.14	1678.37	

TABLE 6
ENPLANED REVENUE PASSENGERS, ENPLANED REVENUE TONS OF CARGO AND MAIL, AND AIR TRAFFIC
HUB CLASSIFICATIONS, BY TYPE OF OPERATION, BY TYPE OF SERVICE, BY COMMUNITY, AND BY CARRIER
12 MONTHS ENDED DECEMBER 31, 1984

Line No.	Area, state or country Community (Airport name) Carrier Type of operation Type of service Hub type and percent of enplanements	Enplaned passengers	Freight	Express	Enplaned Revenue Tons			Foreign mail	Total cargo and mail
					Priority	Nonpriority	Total		
1	2	3	4	5	6	7	8	9	
3	COMMUNITY TOTAL BY CARRIER (CONT.)								
4	PA TOTAL-----SCHEDULED	299002	9761.07		1818.87	812.47	2631.34	13.00	12405.41
5	NONSCHEDULED	723							
6	ALL SERVICES	299725	9761.07		1818.87	812.47	2631.34	13.00	12405.41
7	TV DOMESTIC-----SCHEDULED	29904	998.90						998.90
8	NONSCHEDULED	14496	304.00						304.00
9	ALL SERVICES	44400	1302.90						1302.90
10	UA DOMESTIC-----SCHEDULED	1332832	22976.59	163.03	2639.52	587.42	3226.94		26366.56
11	NONSCHEDULED	8665							
12	ALL SERVICES	1341497	22976.59	163.03	2639.52	587.42	3226.94		26366.56
13	WA DOMESTIC-----SCHEDULED	461954	12533.23	335.88	1083.58	123.75	1207.33		14076.44
14	NONSCHEDULED								
15	ALL SERVICES	193021	5659.00		55.00		55.00		5714.00
16	WD DOMESTIC-----SCHEDULED	193021	5659.00		55.00		55.00		5714.00
17	NONSCHEDULED	339							
18	ALL SERVICES	193360	5659.00		55.00		55.00		5714.00
19	COMMUNITY TOTAL								
20	DOMESTIC-----SCHEDULED	5399709	82773.35	519.76	8911.48	3413.85	12325.33	143.37	95761.81
21	NONSCHEDULED	91222	304.00						304.00
22	ALL SERVICES	5490931	83077.35	519.76	8911.48	3413.85	12325.33	143.37	96065.81
23	INTERNATIONAL-----SCHEDULED	485479	11846.18	.14	5264.36	777.96	6042.32	8.60	17897.24
24	NONSCHEDULED	2011	35.88						35.88
25	ALL SERVICES	487490	11882.06	.14	5264.36	777.96	6042.32	8.60	17933.12
26	TOTAL-----SCHEDULED	5885188	94619.53	519.90	14175.84	4191.81	18367.65	151.97	113659.05
27	NONSCHEDULED	93233	339.88						339.88
28	ALL SERVICES	5978421	94959.41	519.90	14175.84	4191.81	18367.65	151.97	113998.93
34	MOLOKAI-----SCHEDULED								
35	MOLOKAI-----SCHEDULED								
36	MOLOKAI-----SCHEDULED								
37	MOLOKAI-----SCHEDULED								
38	MOLOKAI-----SCHEDULED								
39	MOLOKAI-----SCHEDULED								
40	MOLOKAI-----SCHEDULED								
41	MOLOKAI-----SCHEDULED								
42	MOLOKAI-----SCHEDULED								
43	MOLOKAI-----SCHEDULED								
44	MOLOKAI-----SCHEDULED								
45	MOLOKAI-----SCHEDULED								
46	MOLOKAI-----SCHEDULED								
47	MOLOKAI-----SCHEDULED								
48	MOLOKAI-----SCHEDULED								
49	MOLOKAI-----SCHEDULED								
50	MOLOKAI-----SCHEDULED								
51	MOLOKAI-----SCHEDULED								
52	MOLOKAI-----SCHEDULED								
53	MOLOKAI-----SCHEDULED								
54	MOLOKAI-----SCHEDULED								
55	MOLOKAI-----SCHEDULED								
56	MOLOKAI-----SCHEDULED								
57	MOLOKAI-----SCHEDULED								
58	MOLOKAI-----SCHEDULED								
59	MOLOKAI-----SCHEDULED								
60	MOLOKAI-----SCHEDULED								
61	MOLOKAI-----SCHEDULED								
62	MOLOKAI-----SCHEDULED								
63	MOLOKAI-----SCHEDULED								
64	MOLOKAI-----SCHEDULED								
65	MOLOKAI-----SCHEDULED								
66	MOLOKAI-----SCHEDULED								
67	MOLOKAI-----SCHEDULED								
68	MOLOKAI-----SCHEDULED								
69	MOLOKAI-----SCHEDULED								
70	MOLOKAI-----SCHEDULED								
71	MOLOKAI-----SCHEDULED								
72	MOLOKAI-----SCHEDULED								
73	MOLOKAI-----SCHEDULED								
74	MOLOKAI-----SCHEDULED								
75	MOLOKAI-----SCHEDULED								
76	MOLOKAI-----SCHEDULED								
77	MOLOKAI-----SCHEDULED								
78	MOLOKAI-----SCHEDULED								
79	MOLOKAI-----SCHEDULED								
80	MOLOKAI-----SCHEDULED								
81	MOLOKAI-----SCHEDULED								
82	MOLOKAI-----SCHEDULED								
83	MOLOKAI-----SCHEDULED								
84	MOLOKAI-----SCHEDULED								
85	MOLOKAI-----SCHEDULED								
86	MOLOKAI-----SCHEDULED								
87	MOLOKAI-----SCHEDULED								
88	MOLOKAI-----SCHEDULED								
89	MOLOKAI-----SCHEDULED								
90	MOLOKAI-----SCHEDULED								
91	MOLOKAI-----SCHEDULED								
92	MOLOKAI-----SCHEDULED								
93	MOLOKAI-----SCHEDULED								
94	MOLOKAI-----SCHEDULED								
95	MOLOKAI-----SCHEDULED								
96	MOLOKAI-----SCHEDULED								
97	MOLOKAI-----SCHEDULED								
98	MOLOKAI-----SCHEDULED								
99	MOLOKAI-----SCHEDULED								
100	MOLOKAI-----SCHEDULED								
101	MOLOKAI-----SCHEDULED								
102	MOLOKAI-----SCHEDULED								
103	MOLOKAI-----SCHEDULED								
104	MOLOKAI-----SCHEDULED								
105	MOLOKAI-----SCHEDULED								
106	MOLOKAI-----SCHEDULED								
107	MOLOKAI-----SCHEDULED								
108	MOLOKAI-----SCHEDULED								
109	MOLOKAI-----SCHEDULED								
110	MOLOKAI-----SCHEDULED								
111	MOLOKAI-----SCHEDULED								
112	MOLOKAI-----SCHEDULED								

TABLE 6
ENPLANED REVENUE PASSENGERS, ENPLANED REVENUE TONS OF CARGO AND MAIL, AND AIR TRAFFIC
HUB CLASSIFICATIONS, BY TYPE OF OPERATION, BY TYPE OF SERVICE, BY COMMUNITY, AND BY CARRIER
12 MONTHS ENDED DECEMBER 31, 1984

Line No.	Area, state or country Community (Airport name) Carrier Type of operation Hub type and percent of enplanements	Enplaned passengers	Enplaned revenue tons				Foreign mail	Total cargo and mail
			Freight	Express	Priority	U.S. Mail Nonpriority		
1	2	3	4	5	6	7	8	9
IDAHO								
5	BOISE (BOISE AIR TERMINAL/GOWEN FLD) S C.11							
6	AS DOMESTIC-----SCHEDULED	4071	5.81		33.73		33.73	39.54
7	FL DOMESTIC-----SCHEDULED	45674	37.43	7.44	188.50		188.50	233.37
8	QG DOMESTIC-----SCHEDULED	1011	.20					.20
9	QK DOMESTIC-----SCHEDULED	23592	23.91		40.43	40.42	80.85	104.76
10	QA DOMESTIC-----SCHEDULED	183763	172.10	25.49	619.65	5.38	625.03	822.62
11	MA DOMESTIC-----SCHEDULED	69787	251.33	24.73	387.30	.03	387.33	663.39
12	NS DOMESTIC-----NONSCHEDULED	114						
13	AS DOMESTIC-----ALL SERVICES	69901	251.33	24.73	387.30	.03	387.33	663.39
14	NC DOMESTIC-----SCHEDULED	36701	31.99		216.23	1.27	217.50	249.49
15	COMMUNITY TOTAL							
16	DOMESTIC-----SCHEDULED	364599	522.77	57.66	1485.84	47.10	1532.94	2113.37
17	NS DOMESTIC-----NONSCHEDULED	114						
18	AS DOMESTIC-----ALL SERVICES	364713	522.77	57.66	1485.84	47.10	1532.94	2113.37
IDAHO FALLS N C.00								
19	(FANNING FIELD)							
20	QG DOMESTIC-----SCHEDULED	9111	4.60		8.20		8.20	12.80
21	QK DOMESTIC-----SCHEDULED	2697	3.97		.66	.65	1.31	5.28
22	MA DOMESTIC-----SCHEDULED	40167	105.98	14.88	41.06		41.06	161.92
23	COMMUNITY TOTAL							
24	DOMESTIC-----SCHEDULED	51975	114.55	14.88	49.92	.65	50.57	180.00
LEWISTON/CLARKSTON N C.00								
25	(LEWISTON-NEZ PERCE COUNTY)							
26	QK DOMESTIC-----SCHEDULED	3063	2.74		.58	.58	1.16	3.90
POCATELLO N C.00								
27	(POCATELLO MUNI)							
28	QG DOMESTIC-----SCHEDULED	16447	12.00		23.80		23.80	35.80
29	QK DOMESTIC-----SCHEDULED	2426	1.35		1.26	1.25	2.51	3.86
30	COMMUNITY TOTAL							
31	DOMESTIC-----SCHEDULED	18873	13.35		25.06	1.25	26.31	39.66
SUN VALLEY/HAILEY/KETCHUM N C.00								
32	(FREDMAN MEMORIAL)							
33	QK DOMESTIC-----SCHEDULED	4056	1.85		4.18	4.17	8.35	10.20
TWIN FALLS N C.00								
34	(CITY-COUNTY APT. JOSLIN FLD)							
35	QG DOMESTIC-----SCHEDULED	8789	3.30		5.80		5.80	9.10
36	QK DOMESTIC-----SCHEDULED	3774	3.29		4.75	4.75	9.50	12.79
37	MA DOMESTIC-----SCHEDULED	1934						
38	COMMUNITY TOTAL							
39	DOMESTIC-----SCHEDULED	14497	6.59		10.55	4.75	15.30	21.89
ILLINOIS								
ALCORNINGTON N C.00								
40	(ALCORNINGTON-NORMAL)							
41	RJ DOMESTIC-----SCHEDULED	7765	1.95					1.95
CHAMPAIGN/URBANA N C.00								
42	(UNIVERSITY OF ILLINOIS-MILLARD)							
43	FL DOMESTIC-----SCHEDULED	8883	7.04	.38	49.04		49.04	56.46
44	QZ DOMESTIC-----SCHEDULED	34186	48.94	2.08	1.84		1.84	2.86
45	NS DOMESTIC-----NONSCHEDULED	835						
46	AS DOMESTIC-----ALL SERVICES	35021	48.94	2.08	1.84		1.84	52.86
47	PJ DOMESTIC-----SCHEDULED	45654	15.85		72.13		72.13	87.98
48	RJ DOMESTIC-----SCHEDULED	14808	1.53					1.53
49	COMMUNITY TOTAL							
50	DOMESTIC-----SCHEDULED	103531	73.36	2.44	123.01		123.01	198.83
51	NS DOMESTIC-----NONSCHEDULED	835						
52	AS DOMESTIC-----ALL SERVICES	104366	73.36	2.44	123.01		123.01	198.83
CHICAGO L C.11								
53	(MIDWAY)							
54	RJ DOMESTIC-----SCHEDULED	712293						
55	NS DOMESTIC-----NONSCHEDULED	1042						
56	AS DOMESTIC-----ALL SERVICES	713435						

TABLE 6
 ENPLANED REVENUE PASSENGERS, ENPLANED REVENUE TONS OF CARGO AND MAIL, AND AIR TRAFFIC
 HUB CLASSIFICATIONS, BY TYPE OF OPERATION, BY TYPE OF SERVICE, BY COMMUNITY, AND BY CARRIER
 12 MONTHS ENDED DECEMBER 31, 1984

Line No.	Area, state or country (Airport name) Carrier Type of operation Type of service Hub type and percent of enplanements	Enplaned passengers	Enplaned revenue tons					Foreign mail	Total cargo and mail
			Freight	Express	Priority	Nonpriority	Total		
1	MIDWAY (CONT.)								
2	WI DOMESTIC-----SCHEDULED	11575							
3									
4	MM DOMESTIC-----SCHEDULED	142672	39.17	.01	.01	.01		39.19	
5									
6	QH DOMESTIC-----SCHEDULED	22045	.25	.02	.01	.01		.28	
7									
8	QS DOMESTIC-----SCHEDULED	11313							
9									
10	ZV DOMESTIC-----SCHEDULED	796	.10	.03				.21	
11									
12	2M DOMESTIC-----SCHEDULED	39915							
13									
14	AIRPORT TOTAL								
15	DOMESTIC-----SCHEDULED	940709	39.60	.06	.02	.02		39.68	
16	NONSCHEDULED	1042							
17	ALL SERVICES	941751	39.60	.06	.02	.02		39.68	
18									
19	(MEIGS FIELD) C-00								
20	RJ DOMESTIC-----SCHEDULED	3566	1.21					1.21	
21									
22	(O'HARE INTERNATIONAL) 5.82								
23	AA DOMESTIC-----SCHEDULED	4767769	40017.93		14116.57	11131.00	25247.57	65265.50	
24	NONSCHEDULED	244							
25	ALL SERVICES	4768013	40017.93		14116.57	11131.00	25247.57	65265.50	
26									
27	AA INTERNATIONAL--SCHEDULED	40121	22.42		38.80		38.80	61.22	
28									
29	AA TOTAL-----SCHEDULED	4807890	40040.35		14155.37	11131.00	25286.37	65326.72	
30	NONSCHEDULED	244							
31	ALL SERVICES	4808134	40040.35		14155.37	11131.00	25286.37	65326.72	
32									
33	AL DOMESTIC-----SCHEDULED	248617	414.44	50.20	1357.08		1357.08	1821.72	
34	NONSCHEDULED	10064							
35	ALL SERVICES	258681	414.44	50.20	1357.08		1357.08	1821.72	
36									
37	BN DOMESTIC-----SCHEDULED	79919	184.89	.02	221.64		221.64	406.55	
38	NONSCHEDULED	111							
39	ALL SERVICES	80030	184.89	.02	221.64		221.64	406.55	
40									
41	CL DOMESTIC-----SCHEDULED	83509	327.80		82.80		82.80	410.60	
42									
43	CL INTERNATIONAL--SCHEDULED	774	.60					.60	
44									
45	CL TOTAL-----SCHEDULED	84283	328.40		82.80		82.80	411.20	
46									
47	CO DOMESTIC-----SCHEDULED	345166	7074.41	.30	1136.44	247.79	1384.23	8458.94	
48									
49	DL DOMESTIC-----SCHEDULED	1017473	12137.44	685.23	6524.45		6524.45	19347.12	
50	NONSCHEDULED	147							
51	ALL SERVICES	1017620	12137.44	685.23	6524.45		6524.45	19347.12	
52									
53	EA DOMESTIC-----SCHEDULED	381021	5343.06	159.06	2125.98	4.28	2130.26	7632.38	
54	NONSCHEDULED	264							
55	ALL SERVICES	381285	5343.06	159.06	2125.98	4.28	2130.26	7632.38	
56									
57	EZ DOMESTIC-----SCHEDULED		1116.00					1116.00	
58	NONSCHEDULED		4057.79					4057.79	
59	ALL SERVICES		5173.79					5173.79	
60									
61	FH DOMESTIC-----SCHEDULED	79081	38.83		8.32		8.32	47.15	
62									
63	FT DOMESTIC-----SCHEDULED		130997.17		5726.17	625.83	6352.00	137349.17	
64									
65	FT INTERNATIONAL--SCHEDULED		25.56					25.56	
66									
67	FT TOTAL-----SCHEDULED		131022.73		5726.17	625.83	6352.00	137374.73	
68									
69	NI DOMESTIC-----SCHEDULED	3275							
70									
71	NY DOMESTIC-----SCHEDULED	644526	18722.90	83.57	2484.71	1368.36	3853.07	71.31	22730.85
72	NONSCHEDULED	235							
73	ALL SERVICES	644761	18722.90	83.57	2484.71	1368.36	3853.07	71.31	22730.85
74									
75	NY INTERNATIONAL--SCHEDULED	102113	138.29		320.51	1.22	321.73	460.02	
76	NONSCHEDULED		84.24					84.24	
77	ALL SERVICES	102113	222.53		320.51	1.22	321.73	544.26	
78									
79	NY TOTAL-----SCHEDULED	746639	18861.19	83.57	2805.22	1369.58	4174.80	71.31	23190.87
80	NONSCHEDULED	235	84.24					84.24	
81	ALL SERVICES	746874	18945.43	83.57	2805.22	1369.58	4174.80	71.31	23275.11
82									
83	OZ DOMESTIC-----SCHEDULED	259444	818.81	97.33	249.38	.01	249.39	1165.53	
84	NONSCHEDULED	2849	12.03					12.03	
85	ALL SERVICES	262293	830.84	97.33	249.38	.01	249.39	1177.56	
86									
87	PA DOMESTIC-----SCHEDULED	134164	660.54		1495.49		1495.49	.91	2156.94
88	NONSCHEDULED	429							
89	ALL SERVICES	134793	660.54		1495.49		1495.49	.91	2156.94
90									
91	PE DOMESTIC-----SCHEDULED	140496							
92									
93	P1 DOMESTIC-----SCHEDULED	314743	1470.81	6.33	1566.86		1566.86	3044.00	
94	NONSCHEDULED	219							
95	ALL SERVICES	314962	1470.81	6.33	1566.86		1566.86	3044.00	
96									
97	RC DOMESTIC-----SCHEDULED	68417	5168.61	299.45	2419.92	98.92	2518.84	7986.90	
98	NONSCHEDULED	840							
99	ALL SERVICES	68507	5168.61	299.45	2419.92	98.92	2518.84	7986.90	
100									
101	RJ DOMESTIC-----SCHEDULED	102247	131.97					131.97	
102									
103	SI DOMESTIC-----SCHEDULED	158623	575.60	19.60				595.20	
104									
105	TV INTERNATIONAL--SCHEDULED	2628							
106									
107	TH DOMESTIC-----SCHEDULED	559443	2718.06	71.13	3044.23	1406.57	4450.80	.06	7240.05
108									
109	TH INTERNATIONAL--SCHEDULED	69501	2755.50		790.90	1.14	792.04		3547.54
110									
111									
112									

TABLE 4
 ENPLANED REVENUE PASSENGERS, ENPLANED REVENUE TONS OF CARGO AND MAIL, AND AIR TRAFFIC
 HUB CLASSIFICATIONS, BY TYPE OF OPERATION, BY TYPE OF SERVICE, BY COMMUNITY, AND BY CARRIER
 12 MONTHS ENDED DECEMBER 31, 1984

Line No.	Area, state or country (Airport name) Carrier Type of operation Type of service Hub type and percent of enplanements	Enplaned passengers	Enplaned revenue tons					Foreign mail	Total cargo and mail
			Freight	Express	Priority	Nonpriority	Total		
1	OHARE INTERNATIONAL (CONT.)								
2	FW TOTAL-----SCHEDULED	62494	5473.56	71.13	3835.13	1407.71	5242.84	.06	10787.59
3	UA DOMESTIC-----SCHEDULED	8689536	66132.80	3362.98	51911.58	14469.76	66381.34	6.22	135883.34
4	NONSCHEDULED	19799							
5	ALL SERVICES	8709535	66132.80	3362.98	51911.58	14469.76	66381.34	6.22	135883.34
6	VK DOMESTIC-----SCHEDULED		3370.00						3370.00
7	MA DOMESTIC-----SCHEDULED	90035	992.93	27.03	113.32	296.09	609.61		1429.37
8	ZW DOMESTIC-----SCHEDULED	56829	471.00		137.00		137.00		608.00
9	AIRPORT TOTAL								
10	DOMESTIC-----SCHEDULED	18834061	298866.00	4862.23	94721.94	29648.61	124370.55	78.50	428197.28
11	NONSCHEDULED	35501	4069.82						4069.82
12	ALL SERVICES	18869562	302955.82	4862.23	94721.94	29648.61	124370.55	78.50	432267.10
13	INTERNATIONAL-----SCHEDULED	215137	2942.37		1150.21	2.36	1152.57		4094.94
14	NONSCHEDULED		84.24						84.24
15	ALL SERVICES	215137	3026.61		1150.21	2.36	1152.57		4179.18
16	TOTAL-----SCHEDULED	19049198	301828.37	4862.23	95872.15	29650.97	125252.12	78.50	432292.22
17	NONSCHEDULED	35501	4154.06						4154.06
18	ALL SERVICES	19084699	305982.43	4862.23	95872.15	29650.97	125252.12	78.50	436446.28
19	COMMUNITY TOTAL BY CARRIER								
20	AA DOMESTIC-----SCHEDULED	4767769	40017.93		14116.57	11131.00	25247.57		65265.50
21	NONSCHEDULED	244							
22	ALL SERVICES	4768013	40017.93		14116.57	11131.00	25247.57		65265.50
23	AA INTERNATIONAL-----SCHEDULED	40121	22.42		38.80		38.80		61.22
24	AA TOTAL-----SCHEDULED	4807890	40040.35		14155.37	11131.00	25286.37		65326.72
25	NONSCHEDULED	244							
26	ALL SERVICES	4808134	40040.35		14155.37	11131.00	25286.37		65326.72
27	AL DOMESTIC-----SCHEDULED	248617	414.44	50.20	1357.08		1357.08		1821.72
28	NONSCHEDULED	1064							
29	ALL SERVICES	258681	414.44	50.20	1357.08		1357.08		1821.72
30	BN DOMESTIC-----SCHEDULED	79919	184.89	.02	221.64		221.64		406.55
31	NONSCHEDULED	111							
32	ALL SERVICES	80030	184.89	.02	221.64		221.64		406.55
33	CL DOMESTIC-----SCHEDULED	83509	327.80		82.80		82.80		410.60
34	CL INTERNATIONAL-----SCHEDULED	774	.60						.60
35	CL TOTAL-----SCHEDULED	84283	328.40		82.80		82.80		411.20
36	CO DOMESTIC-----SCHEDULED	345166	7074.41	.30	1136.44	247.79	1384.23		8458.94
37	DL DOMESTIC-----SCHEDULED	1017473	12137.44	685.23	6524.45		6524.45		19347.12
38	NONSCHEDULED	147							
39	ALL SERVICES	1017620	12137.44	685.23	6524.45		6524.45		19347.12
40	EA DOMESTIC-----SCHEDULED	381021	5343.06	159.06	2125.98	4.28	2130.26		7632.38
41	NONSCHEDULED	264							
42	ALL SERVICES	381285	5343.06	159.06	2125.98	4.28	2130.26		7632.38
43	EZ DOMESTIC-----SCHEDULED		1116.00						1116.00
44	NONSCHEDULED		4057.79						4057.79
45	ALL SERVICES		5173.79						5173.79
46	FH DOMESTIC-----SCHEDULED	79081	38.83		8.32		8.32		47.15
47	FT DOMESTIC-----SCHEDULED		130997.17		5726.17	625.83	6352.00		137349.17
48	FT INTERNATIONAL-----SCHEDULED		25.56						25.56
49	FT TOTAL-----SCHEDULED		131022.73		5726.17	625.83	6352.00		137374.73
50	ML DOMESTIC-----SCHEDULED	712393							
51	NONSCHEDULED	1042							
52	ALL SERVICES	713435							
53	NI DOMESTIC-----SCHEDULED	14850							
54	NM DOMESTIC-----SCHEDULED	787198	18762.07	83.58	2484.72	1368.36	3853.08	71.31	22770.04
55	NONSCHEDULED	235							
56	ALL SERVICES	787433	18762.07	83.58	2484.72	1368.36	3853.08	71.31	22770.04
57	NM INTERNATIONAL-----SCHEDULED	102113	138.29		320.51	1.22	321.73		460.02
58	NONSCHEDULED		84.24						84.24
59	ALL SERVICES	102113	222.53		320.51	1.22	321.73		544.26
60	NM TOTAL-----SCHEDULED	889311	18900.36	83.58	2805.23	1369.58	4174.81	71.31	23230.06
61	NONSCHEDULED	235	84.24						84.24
62	ALL SERVICES	889546	18984.60	83.58	2805.23	1369.58	4174.81	71.31	23314.30
63	OZ DOMESTIC-----SCHEDULED	259444	818.81	97.33	249.38	.01	249.39		1165.53
64	NONSCHEDULED	2849	12.03						12.03
65	ALL SERVICES	262293	830.84	97.33	249.38	.01	249.39		1177.56
66	PA DOMESTIC-----SCHEDULED	134164	660.56		1493.49		1493.49	.91	2156.94
67	NONSCHEDULED	629							
68	ALL SERVICES	134793	660.56		1493.49		1493.49	.91	2156.94
69	PE DOMESTIC-----SCHEDULED	140494							
70	PF DOMESTIC-----SCHEDULED	314743	1470.81	6.33	1566.86		1566.86		3044.00
71	NONSCHEDULED	219							
72	ALL SERVICES	314962	1470.81	6.33	1566.86		1566.86		3044.00
73	QH DOMESTIC-----SCHEDULED	22089	.25	.02	.01		.01		.28
74	QS DOMESTIC-----SCHEDULED	11313							
75	RC DOMESTIC-----SCHEDULED	684147	5168.61	299.45	2419.92	98.92	2518.84		7984.98
76	NONSCHEDULED	940							
77	ALL SERVICES	685087	5168.61	299.45	2419.92	98.92	2518.84		7984.98

TABLE 6
 ENPLANED REVENUE PASSENGERS, ENPLANED REVENUE TONS OF CARGO AND MAIL, AND AIR TRAFFIC
 HUB CLASSIFICATIONS, BY TYPE OF OPERATION, BY TYPE OF SERVICE, BY COMMUNITY, AND BY CARRIER
 12 MONTHS ENDED DECEMBER 31, 1984

Line No.	Ave. state or country Community (Airport name) Carrier Type of operation Type of service Hub type and percent of enplanements	Enplaned passengers	Enplaned revenue tons					Foreign mail	Total cargo and mail
			Freight	Express	Priority	U.S. Mail Nonpriority	Total		
1	COMMUNITY TOTAL BY CARRIER (CONT.)								
2	RJ DOMESTIC-----SCHEDULED	105813	133.18						133.18
3									
4	S1 DOMESTIC-----SCHEDULED	156623	575.60	19.60					595.20
5									
6	TV INTERNATIONAL--SCHEDULED	2628							
7									
8	TW DOMESTIC-----SCHEDULED	555443	2718.06	71.13	3044.23	1406.57	4450.80	.06	7240.05
9									
10	TW INTERNATIONAL--SCHEDULED	69501	2755.50		790.90	1.14	792.04		3547.54
11									
12	TW TOTAL-----SCHEDULED	624944	5473.56	71.13	3835.13	1407.71	5242.84	.06	10787.59
13									
14	UA DOMESTIC-----SCHEDULED	6689536	66132.80	3362.98	51911.58	14449.76	66381.34	6.22	135883.34
15		19799							
16	NONSCHEDULED ALL SERVICES	8709335	66132.80	3362.98	51911.58	14449.76	66381.34	6.22	135883.34
17									
18	VK DOMESTIC-----SCHEDULED		3370.00						3370.00
19									
20	NA DOMESTIC-----SCHEDULED	90035	992.93	27.03	113.32	296.09	409.41		1429.37
21									
22	ZV DOMESTIC-----SCHEDULED	796	.18	.03					.21
23									
24	ZN DOMESTIC-----SCHEDULED	56829	471.00		137.00		137.00		608.00
25									
26	ZM DOMESTIC-----SCHEDULED	39915							
27									
28	COMMUNITY TOTAL DOMESTIC-----SCHEDULED	19778336	298926.81	4862.29	94721.96	29648.61	124370.57	78.50	428238.17
29		36543	4069.82						4069.82
30	NONSCHEDULED ALL SERVICES	19814879	302996.63	4862.29	94721.96	29648.61	124370.57	78.50	432307.99
31									
32	INTERNATIONAL--SCHEDULED	215137	2942.37		1150.21	2.36	1152.57		4094.94
33			84.24						84.24
34	NONSCHEDULED ALL SERVICES	215137	3026.61		1150.21	2.36	1152.57		4179.18
35									
36	TOTAL-----SCHEDULED	19993473	301869.18	4862.29	95872.17	29650.97	125523.14	78.50	432333.11
37		36543	4154.06						4154.06
38	NONSCHEDULED ALL SERVICES	20030016	306023.24	4862.29	95872.17	29650.97	125523.14	78.50	436487.17
39									
40									
41									
42									
43	DANVILLE (VERMILION COUNTY) N C.00								
44	RJ DOMESTIC-----SCHEDULED	1514	1.68						1.68
45									
46									
47									
48	DECATUR (DECATUR) N C.00								
49	RJ DOMESTIC-----SCHEDULED	9149	2.10						2.10
50									
51									
52									
53									
54	GALESBURG (GALESBURG MUNI) N C.00								
55	RJ DOMESTIC-----SCHEDULED	1528	1.47						1.47
56									
57									
58									
59									
60	HARRISON/HERRIN (WILLIAMSON COUNTY) N C.00								
61	RJ DOMESTIC-----SCHEDULED	4068	.79						.79
62									
63									
64									
65									
66	MATTCON/CHARLESTON (COLES COUNTY MEMORIAL) N C.00								
67	RJ DOMESTIC-----SCHEDULED	1106	3.07						3.07
68									
69									
70									
71									
72									
73	MOLINE/DAVENPORT (QUAD-CITY) N C.00								
74	OZ DOMESTIC-----SCHEDULED	73158	85.75	.63	31.94		31.94		118.32
75		4920	1.25						1.25
76	NONSCHEDULED ALL SERVICES	78078	87.00	.63	31.94		31.94		119.57
77									
78	RJ DOMESTIC-----SCHEDULED	6996	.73						.73
79									
80	UA DOMESTIC-----SCHEDULED	36964	32.59	2.26	39.87		39.87		74.72
81		1270							
82	NONSCHEDULED ALL SERVICES	38234	32.59	2.26	39.87		39.87		74.72
83									
84	ZV DOMESTIC-----SCHEDULED	5680	4.52	2.67					7.19
85									
86	COMMUNITY TOTAL DOMESTIC-----SCHEDULED	122798	123.59	5.56	71.81		71.81		200.96
87		6190	1.25						1.25
88	NONSCHEDULED ALL SERVICES	128988	124.84	5.56	71.81		71.81		202.21
89									
90									
91									
92									
93									
94	PEORIA (GREATER PEORIA) N C.00								
95	AA DOMESTIC-----SCHEDULED	38							
96									
97	OZ DOMESTIC-----SCHEDULED	47983	145.95	14.02	11.55		11.55		171.52
98		229							
99	NONSCHEDULED ALL SERVICES	48212	145.95	14.02	11.55		11.55		171.52
100									
101	RJ DOMESTIC-----SCHEDULED	10701	4.92						4.92
102									
103	TW DOMESTIC-----SCHEDULED	48202	31.39	.09	45.08		45.08		76.56
104									
105	UA DOMESTIC-----SCHEDULED	16591	15.22	.28	21.46		21.46		36.96
106		293							
107	NONSCHEDULED ALL SERVICES	16884	15.22	.28	21.46		21.46		36.96
108									
109									
110									
111									
112									

TABLE 6
 ENPLANED REVENUE PASSENGERS, ENPLANED REVENUE TONS OF CARGO AND MAIL, AND AIR TRAFFIC
 HUB CLASSIFICATIONS, BY TYPE OF OPERATION, BY TYPE OF SERVICE, BY COMMUNITY, AND BY CARRIER
 12 MONTHS ENDED DECEMBER 31, 1984

Line No.	Area, state or country Community (Airport name) Carrier Type of operation Type of service Hub type and percent of enplanements	Enplaned passengers	Enplaned revenue tons					Total cargo and mail
			Freight	Express	U.S. Mail		Foreign mail	
					Priority	Nonpriority	Total	
1	COMMUNITY TOTAL							
2	DOMESTIC-----SCHEDULED	123515	197.48	14.39	78.09		78.09	289.96
3	NONSCHEDULED	522						
4	ALL SERVICES	124037	197.48	14.39	78.09		78.09	289.96
5								
6								
7								
8								
9	QUINCY/MANN (BAL (QUINCY MUNI BALDWIN FIELD) N C.00							
10	RU DOMESTIC-----SCHEDULED	4320	3.35					3.35
11								
12								
13								
14	ROCKFORD N C.00							
15	(GREATER ROCKFORD) FL DOMESTIC-----SCHEDULED	18998	14.56	2.92	.32		.32	17.80
16								
17	COMMUNITY TOTAL	18998	14.56	2.92	.32		.32	17.80
18	DOMESTIC-----SCHEDULED							
19								
20								
21								
22								
23	SPRINGFIELD N C.00							
24	(CAPITAL) OZ DOMESTIC-----SCHEDULED	25690	100.78	.58	1.94		1.94	103.30
25								
26	NONSCHEDULED	203						
27	ALL SERVICES	25893	100.78	.58	1.94		1.94	103.30
28								
29	RU DOMESTIC-----SCHEDULED	15249	3.71					3.71
30								
31	UA DOMESTIC-----SCHEDULED		.28					.28
32								
33	COMMUNITY TOTAL	40939	104.77	.58	1.94		1.94	107.29
34	DOMESTIC-----SCHEDULED	203						
35	NONSCHEDULED	41142	104.77	.58	1.94		1.94	107.29
36	ALL SERVICES							
37								
38								
39								
40	STERLING/ROCK FALLS N C.00							
41	(WHITESIDE COUNTY) RU DOMESTIC-----SCHEDULED	487	.46					.46
42								
43								
44								
45								
46								
47	INDIANA							
48								
49								
50	BLOOMINGTON N C.00							
51	(MONROE COUNTY) RU DOMESTIC-----SCHEDULED	2746	1.22					1.22
52								
53								
54								
55								
56	ELKHART N C.00							
57	(ELKHART MUNI) ZW DOMESTIC-----SCHEDULED	30711	18.00					18.00
58								
59								
60								
61								
62	EVANSVILLE N C.00							
63	(EVANSVILLE DRESS REGIONAL) AL DOMESTIC-----SCHEDULED	50475	61.35	13.81	7.85		7.85	83.01
64								
65	EA DOMESTIC-----SCHEDULED	41567	256.59	22.18	11.84	.37	12.21	290.98
66								
67	OZ DOMESTIC-----NONSCHEDULED	128						
68								
69	PI DOMESTIC-----SCHEDULED	4672	.55	.01	.17		.17	.73
70								
71	RU DOMESTIC-----SCHEDULED	20144	16.93					16.93
72								
73								
74	COMMUNITY TOTAL	116858	335.42	36.00	19.86	.37	20.23	391.65
75	DOMESTIC-----SCHEDULED	128						
76	NONSCHEDULED	116986	335.42	36.00	19.86	.37	20.23	391.65
77	ALL SERVICES							
78								
79								
80								
81	FORT MAYNE S C.07							
82	(MUNICIPAL/BAER FIELD) AA DOMESTIC-----SCHEDULED	16220	11.60		32.42		32.42	44.02
83								
84	DL DOMESTIC-----SCHEDULED	43931	143.71	88.56	1.64		1.64	233.91
85								
86	PI DOMESTIC-----SCHEDULED	42017	81.77	3.69	67.57		67.57	153.03
87								
88	NONSCHEDULED	48						
89	ALL SERVICES	42065	81.77	3.69	67.57		67.57	153.03
90								
91	RC DOMESTIC-----SCHEDULED	3778	1.73		14.41	.59	15.00	16.73
92								
93	UA DOMESTIC-----SCHEDULED	19538	12.51	13.53	38.52		38.52	64.56
94								
95	NONSCHEDULED	19618	12.51	13.53	38.52		38.52	64.56
96	ALL SERVICES							
97	ZN DOMESTIC-----SCHEDULED	10896	131.00		80.00		80.00	211.00
98								
99	NONSCHEDULED	38						
100	ALL SERVICES	10934	131.00		80.00		80.00	211.00
101	COMMUNITY TOTAL	233980	382.32	105.78	234.96	.59	235.15	723.25
102	DOMESTIC-----SCHEDULED	148						
103	NONSCHEDULED	234140	382.32	105.78	234.96	.59	235.15	723.25
104	ALL SERVICES							
105								
106								
107	INDIANAPOLIS N C.04							
108	(INDIANAPOLIS MUNI/MEIR-COOL) AA DOMESTIC-----SCHEDULED	199466	197.33		903.49	1004.64	1908.13	2105.48
109								
110								
111								
112								

TABLE 6
 ENPLANED REVENUE PASSENGERS, ENPLANED REVENUE TONS OF CARGO AND MAIL, AND AIR TRAFFIC
 HUB CLASSIFICATIONS, BY TYPE OF OPERATION, BY TYPE OF SERVICE, BY COMMUNITY, AND BY CARRIER
 12 MONTHS ENDED DECEMBER 31, 1984

L i n e No.	Area, state or country Community (Airport name) Carrier Type of operation Type of service Hub type and percent of enplanements	Enplaned passengers	Enplaned revenue tons					Total cargo and mail	
			Freight	Express	Priority	U.S. Mail Nonpriority	Total		Foreign mail
		2	3	4	5	6	7	8	9
1	INDIANAPOLIS MUNI/MEIR-COON/ (CONT.)								
2	AL DOMESTIC-----SCHEDULED	345346	703.50	36.24	2007.03		2007.03		2746.77
3	-----NONSCHEDULED	2183							
4	-----ALL SERVICES	346529	703.50	36.24	2007.03		2007.03		2746.77
5									
6	CO DOMESTIC-----SCHEDULED	12784	41.02		67.51		67.51		108.53
7									
8	DL DOMESTIC-----SCHEDULED	211299	1168.70	110.84	1667.47		1667.47		2947.01
9									
10	EA DOMESTIC-----SCHEDULED	119459	378.85	26.13	664.73	.09	664.82		1069.80
11	-----NONSCHEDULED	149							
12	-----ALL SERVICES	119608	378.85	26.13	664.73	.09	664.82		1069.80
13									
14	FL DOMESTIC-----SCHEDULED	43272	52.58	4.96	110.22		110.22		167.76
15									
16	CZ DOMESTIC-----SCHEDULED	75686	124.48	8.87	362.38		362.38		495.73
17	-----NONSCHEDULED	1280							
18	-----ALL SERVICES	76966	124.48	8.87	362.38		362.38		495.73
19									
20	PA DOMESTIC-----SCHEDULED	15724	54.66		140.75		140.75		195.41
21	-----NONSCHEDULED	196							
22	-----ALL SERVICES	15920	54.66		140.75		140.75		195.41
23									
24	QH DOMESTIC-----SCHEDULED	5271		.10	12.23		12.23		12.33
25									
26	RC DOMESTIC-----SCHEDULED	49853	172.47	4.24	325.19	4.01	329.20		505.91
27	-----NONSCHEDULED	399							
28	-----ALL SERVICES	50252	172.47	4.24	325.19	4.01	329.20		505.91
29									
30	RJ DOMESTIC-----SCHEDULED	10733	12.17						12.17
31									
32	TV DOMESTIC-----SCHEDULED	219122	1652.68	21.43	935.14	847.41	1782.55		3456.66
33	-----NONSCHEDULED	261							
34	-----ALL SERVICES	219383	1652.68	21.43	935.14	847.41	1782.55		3456.66
35									
36	UA DOMESTIC-----SCHEDULED	94165	42.25	6.07	554.33		554.33		602.65
37	-----NONSCHEDULED	3187							
38	-----ALL SERVICES	97352	42.25	6.07	554.33		554.33		602.65
39									
40	VK DOMESTIC-----SCHEDULED		4666.00						4666.00
41									
42	ZD DOMESTIC-----SCHEDULED	32464							
43									
44	ZW DOMESTIC-----SCHEDULED	4603	5.00		3.00		3.00		8.00
45									
46	COMMUNITY TOTAL-----SCHEDULED	1435447	9271.71	218.88	7753.47	1856.15	9609.62		19100.21
47	-----NONSCHEDULED	6655							
48	-----ALL SERVICES	1442102	9271.71	218.88	7753.47	1856.15	9609.62		19100.21
49									
50									
51									
52	LAFAYETTE N C.00								
53	(PURDUE UNIVERSITY)								
54	RJ DOMESTIC-----SCHEDULED	4003	1.34						1.34
55									
56	ZW DOMESTIC-----SCHEDULED	16641	10.00		11.00		11.00		21.00
57									
58	COMMUNITY TOTAL-----SCHEDULED	20644	11.34		11.00		11.00		22.34
59									
60									
61									
62									
63	MUNCIE/ANDERSON/NEWCASTLE N C.00								
64	(DELAWARE COUNTY-JOHNSON FIELD)								
65	RJ DOMESTIC-----SCHEDULED	1979	1.91						1.91
66									
67									
68									
69	SOUTH BEND S 0.05								
70	(ST JOSEPH COUNTY)								
71	PJ DOMESTIC-----SCHEDULED	59617	105.34	5.38	.64		.64		111.36
72									
73	RC DOMESTIC-----SCHEDULED	3056	2.51	.18	.97	.19	1.16		3.85
74	-----NONSCHEDULED	122							
75	-----ALL SERVICES	3178	2.51	.18	.97	.19	1.16		3.85
76									
77	RJ DOMESTIC-----SCHEDULED	10159	3.37						3.37
78									
79	UA DOMESTIC-----SCHEDULED	26110	82.69	14.15	7.13		7.13		103.97
80	-----NONSCHEDULED	553							
81	-----ALL SERVICES	26663	82.69	14.15	7.13		7.13		103.97
82									
83	ZW DOMESTIC-----SCHEDULED	45698	47.00		8.00		8.00		55.00
84									
85	COMMUNITY TOTAL-----SCHEDULED	164440	240.91	19.71	16.74	.19	16.93		277.55
86	-----NONSCHEDULED	675							
87	-----ALL SERVICES	165115	240.91	19.71	16.74	.19	16.93		277.55
88									
89									
90									
91									
92	TERRE HAUTE N C.00								
93	(HULMAN FIELD)								
94	RJ DOMESTIC-----SCHEDULED	4527	1.99						1.99
95									
96									
97									
98									
99	IOWA								
100									
101	BURLINGTON N C.00								
102	(BURLINGTON FARM)								
103	RJ DOMESTIC-----SCHEDULED	6284	1.07						1.07
104									
105									
106									
107									
108									
109									
110									
111									
112									

TABLE 6
 ENPLANED REVENUE PASSENGERS, ENPLANED REVENUE TONS OF CARGO AND MAIL, AND AIR TRAFFIC
 HUB CLASSIFICATIONS, BY TYPE OF OPERATION, BY TYPE OF SERVICE, BY COMMUNITY, AND BY CARRIER
 12 MONTHS ENDED DECEMBER 31, 1984

Line No.	Area, state or country (Community (Airport name) Carrier) Type of operation Type of service Hub type and percent of enplanements	Enplaned passengers	Enplaned revenue tons					Foreign mail	Total cargo and mail
			Freight	Express	U.S. Mail		Total		
					Priority	Nonpriority			
1	2	3	4	5	6	7	8	9	
1	IOWA (CONT.)								
2	CEDAR RAPIDS/IOWA CITY (CEDAR RAPIDS MUNI) N C.00								
3	FL DOMESTIC-----SCHEDULED	21359	28.61	2.91	.75		.75	32.27	
4	OZ DOMESTIC-----SCHEDULED	59849	159.47	8.08	35.53		35.53	203.08	
5	NONSCHEDULED	1292							
6	ALL SERVICES	61141	159.47	8.08	35.53		35.53	203.08	
7	RU DOMESTIC-----SCHEDULED	9556	.69					.69	
8	UA DOMESTIC-----SCHEDULED	34667	32.92	8.22	7.67		7.67	48.81	
9	NONSCHEDULED	148							
10	ALL SERVICES	34815	32.92	8.22	7.67		7.67	48.81	
11	COMMUNITY TOTAL								
12	DOMESTIC-----SCHEDULED	125421	221.69	19.21	43.95		43.95	284.85	
13	NONSCHEDULED	1440							
14	ALL SERVICES	126871	221.69	19.21	43.95		43.95	284.85	
15	DES MOINES (CONT.)								
16	(DES MOINES MUNI) S 0.18								
17	AA DOMESTIC-----SCHEDULED	75583	101.16		275.05		275.05	376.21	
18	FL DOMESTIC-----SCHEDULED	36806	30.68	9.38	293.86		293.86	333.92	
19	HP DOMESTIC-----SCHEDULED	46601	.96					.96	
20	OZ DOMESTIC-----SCHEDULED	85716	246.49	3.98	826.44		826.44	1076.91	
21	NONSCHEDULED	1128							
22	ALL SERVICES	86844	246.49	3.98	826.44		826.44	1076.91	
23	RC DOMESTIC-----SCHEDULED	42194	343.38	2.33	188.65	3.22	191.87	537.58	
24	NONSCHEDULED	293							
25	ALL SERVICES	42487	343.38	2.33	188.65	3.22	191.87	537.58	
26	TV DOMESTIC-----SCHEDULED	135							
27	NONSCHEDULED		665.80					665.80	
28	ALL SERVICES	135	665.80					665.80	
29	TM DOMESTIC-----SCHEDULED	45423	17.69	.12	686.80		686.80	704.61	
30	UA DOMESTIC-----SCHEDULED	233951	259.63	49.25	3411.37	41.59	3452.96	3761.04	
31	NONSCHEDULED	836							
32	ALL SERVICES	234787	259.63	49.25	3411.37	41.59	3452.96	3761.04	
33	ZV DOMESTIC-----SCHEDULED	20211	30.09	2.28				32.37	
34	COMMUNITY TOTAL								
35	DOMESTIC-----SCHEDULED	586620	1030.08	67.34	5682.17	44.81	5726.98	6824.40	
36	NONSCHEDULED	2257	665.80					665.80	
37	ALL SERVICES	588877	1695.88	67.34	5682.17	44.81	5726.98	7490.20	
38	SIoux CITY (CONT.)								
39	(SIoux CITY MUNI) N C.00								
40	FL DOMESTIC-----SCHEDULED	14115	29.90	.81	5.64		5.64	36.35	
41	OZ DOMESTIC-----SCHEDULED	29581	59.77	5.03	14.58		14.58	79.38	
42	NONSCHEDULED	202							
43	ALL SERVICES	29783	59.77	5.03	14.58		14.58	79.38	
44	RC DOMESTIC-----SCHEDULED	638	2.62		.91		.91	3.53	
45	ZV DOMESTIC-----SCHEDULED	2842	.34	.11	.01		.01	.46	
46	COMMUNITY TOTAL								
47	DOMESTIC-----SCHEDULED	47176	92.63	5.95	21.14		21.14	119.72	
48	NONSCHEDULED	202							
49	ALL SERVICES	47378	92.63	5.95	21.14		21.14	119.72	
50	WATERLOO (CONT.)								
51	(WATERLOO MUNI) N C.00								
52	OZ DOMESTIC-----SCHEDULED	23874	93.70	1.96	22.23		22.23	117.89	
53	NONSCHEDULED	4306							
54	ALL SERVICES	28180	93.70	1.96	22.23		22.23	117.89	
55	KANSAS								
56	DODGE CITY (CONT.)								
57	(DODGE CITY MUNI) N C.00								
58	ZV DOMESTIC-----SCHEDULED	3698	6.81	.77	.74		.74	8.32	
59	GARDEN CITY (CONT.)								
60	(GARDEN CITY MUNI) N C.00								
61	ZV DOMESTIC-----SCHEDULED	7320	2.80	.86	.29		.29	3.15	
62	NONSCHEDULED	11							
63	ALL SERVICES	7331	2.80	.86	.29		.29	3.15	
64	GOODLAND (CONT.)								
65	(RENNER FIELD/GOODLAND MUN.) N C.00								
66	ZV DOMESTIC-----SCHEDULED	1400	1.72	.88				1.80	

TABLE 4
 ENPLANED REVENUE PASSENGERS, ENPLANED REVENUE TONS OF CARGO AND MAIL, AND AIR TRAFFIC
 HUB CLASSIFICATIONS, BY TYPE OF OPERATION, BY TYPE OF SERVICE, BY COMMUNITY, AND BY CARRIER
 12 MONTHS ENDED DECEMBER 31, 1984

Line No.	Area, state or country Community (Airport name) Carrier Type of operation Type of service Hub type and percent of enplanements	Enplaned passengers	Enplaned revenue tons					Total cargo and mail
			Freight	Express	Priority	Nonpriority	Total	
						U.S. Mail	Foreign mail	
1	KANSAS (CONT.)							
2	GREAT BEND (GREAT BEND MUNI) N C-00							
3	ZV DOMESTIC-----SCHEDULED	3457	11.31	.48				11.79
4								
5								
6								
7								
8	HAYS (HAYS MUNI) N C-00							
9	ZV DOMESTIC-----SCHEDULED	6464	7.80	.39	1.65		1.65	9.84
10								
11								
12								
13	MATCHINSON (MATCHINSON MUNI) N C-00							
14	ZV DOMESTIC-----SCHEDULED	878	17.57	.28				17.85
15								
16								
17								
18								
19	INDEPENDENCE/COFYVLE/PARSONS (TRI CITY) N C-00							
20	ZV DOMESTIC-----SCHEDULED	1216	12.19	.45				12.64
21								
22								
23								
24								
25	LIBERAL-GUYMON (LIBERAL MUNI) N C-00							
26	ZV DOMESTIC-----SCHEDULED	6575	10.10	1.11	.02		.02	11.23
27								
28								
29								
30								
31	MANHATTAN/JCT.-CITY/FT. RILEY (MANHATTAN MUNI) N C-00							
32	ZV DOMESTIC-----SCHEDULED	18715	4.65	.22				4.87
33								
34								
35								
36								
37	OLATHE (KANSAS CITY INDUSTRIAL) N C-00							
38	ZV DOMESTIC-----SCHEDULED	2181	.05	.06				.11
39								
40								
41								
42								
43	SALINA (SALINA MUNI) N C-00							
44	ZV DOMESTIC-----SCHEDULED	6237	11.55	2.06	1.99		1.99	15.60
45								
46	COMMUNITY TOTAL DOMESTIC-----SCHEDULED	6237	11.55	2.06	1.99		1.99	15.60
47								
48								
49								
50								
51								
52	TOPEKA (FOREBES AFB) N C-00							
53	FL DOMESTIC-----SCHEDULED	18788	8.41	2.01	15.66		15.66	26.08
54								
55	ML DOMESTIC-----SCHEDULED	21269						
56								
57	ZV DOMESTIC-----SCHEDULED	3111	1.81	.19	.11		.11	2.11
58								
59	COMMUNITY TOTAL DOMESTIC-----SCHEDULED	43168	10.22	2.20	15.77		15.77	28.19
60								
61								
62								
63								
64								
65	MICHITA (MICHITA MUNI) S C-18							
66	AA DOMESTIC-----SCHEDULED	96247	153.08		385.53	.33	385.86	538.94
67								
68	CD DOMESTIC-----SCHEDULED	80298	209.69	.26	263.47		263.47	473.42
69								
70	FL DOMESTIC-----SCHEDULED	62081	100.60	16.22	270.23		270.23	389.05
71								
72	HP DOMESTIC-----SCHEDULED	54929	1.34					1.34
73								
74	NM DOMESTIC-----SCHEDULED	11730	33.62		80.43		80.43	114.05
75								
76	DD DOMESTIC-----SCHEDULED	2668						
77								
78	RC DOMESTIC-----SCHEDULED	28031	142.70	6.44	265.37	1.97	267.34	416.48
79								
80	NON SCHEDULED ALL SERVICES	109						
81		20140	142.70	6.44	265.37	1.97	267.34	416.48
82								
83	TW DOMESTIC-----SCHEDULED	103790	187.23	6.14	579.51	2.21	581.72	775.09
84								
85	UA DOMESTIC-----SCHEDULED	91787	110.99	17.88	731.81	.43	732.24	861.11
86								
87	NON SCHEDULED ALL SERVICES	360						
88		92147	110.99	17.88	731.81	.43	732.24	861.11
89								
90	ZV DOMESTIC-----SCHEDULED	43879	93.82	11.10	.51		.51	105.43
91								
92	NON SCHEDULED ALL SERVICES	68						
93		43947	93.82	11.10	.51		.51	105.43
94								
95	COMMUNITY TOTAL DOMESTIC-----SCHEDULED	575440	1033.07	60.04	2576.86	4.94	2581.80	3674.91
96								
97	NON SCHEDULED ALL SERVICES	537						
98		575977	1033.07	60.04	2576.86	4.94	2581.80	3674.91
99								
100	KENTUCKY							
101								
102								
103								
104	LEXINGTON/FRANKFORT (BLUE GRASS) S C-09							
105	AL DOMESTIC-----SCHEDULED	51234	90.35	10.47	328.05		328.05	428.87
106								
107	DL DOMESTIC-----SCHEDULED	155213	303.15	49.41	675.00		675.00	1027.56
108								
109	NON SCHEDULED ALL SERVICES	790						
110		156003	303.15	49.41	675.00		675.00	1027.56
111								
112								

TABLE 4
ENPLANED REVENUE PASSENGERS, ENPLANED REVENUE TONS OF CARGO AND MAIL, AND AIR TRAFFIC
HUB CLASSIFICATIONS, BY TYPE OF OPERATION, BY TYPE OF SERVICE, BY COMMUNITY, AND BY CARRIER
12 MONTHS ENDED DECEMBER 31, 1964

No.	Area, state or country Community (Airport name) Carrier Type of operation Type of service Hub type and percent of enplanements	Enplaned passengers	Enplaned revenue tons						
			Freight	Express	U. S. Mail		Foreign mail	Total cargo and mail	
					Priority	Nonpriority			Total
1	2	3	4	5	6	7	8	9	
1	BLUE GRASS (CONT.)								
2	FL DOMESTIC-----SCHEDULED	24952	77.19	3.35	283.40			283.40	363.94
3	PI DOMESTIC-----SCHEDULED	37742	52.33	.79	108.42			108.42	161.54
4	NONSCHEDULED	417							
5	ALL SERVICES	38159	52.33	.79	108.42			108.42	161.54
6	UA DOMESTIC-----SCHEDULED	20021	28.56	3.14	178.23			178.23	209.93
7	NONSCHEDULED	187							
8	ALL SERVICES	20208	28.56	3.14	178.23			178.23	209.93
9	COMMUNITY TOTAL								
10	DOMESTIC-----SCHEDULED	289162	551.58	67.16	1573.10			1573.10	2191.84
11	NONSCHEDULED	1394							
12	ALL SERVICES	290556	551.58	67.16	1573.10			1573.10	2191.84
13	LOUISVILLE (STANDI FORD FIELD) N C.26								
14	AL DOMESTIC-----SCHEDULED	208213	252.49	41.82	1186.49			1186.49	1480.80
15	DL DOMESTIC-----SCHEDULED	223033	610.22	75.07	1287.39			1287.39	1972.68
16	EA DOMESTIC-----SCHEDULED	59128	309.99	18.40	397.05		.36	397.41	725.80
17	NONSCHEDULED	149							
18	ALL SERVICES	59277	309.99	18.40	397.05		.36	397.41	725.80
19	OZ DOMESTIC-----SCHEDULED	38947	43.75	1.42	112.53			112.53	157.70
20	NONSCHEDULED	787	.15						.15
21	ALL SERVICES	39734	43.90	1.42	112.53			112.53	157.85
22	PI DOMESTIC-----SCHEDULED	127997	554.04	1.24	490.03			490.03	1045.31
23	NONSCHEDULED	224							
24	ALL SERVICES	128221	554.04	1.24	490.03			490.03	1045.31
25	TM DOMESTIC-----SCHEDULED	105226	247.53	3.02	826.37		100.17	926.54	1177.09
26	UA DOMESTIC-----SCHEDULED	63203	28.37	.21	518.83		.38	519.21	547.79
27	NONSCHEDULED	586							
28	ALL SERVICES	63789	28.37	.21	518.83		.38	519.21	547.79
29	ZO DOMESTIC-----SCHEDULED	18421							
30	COMMUNITY TOTAL								
31	DOMESTIC-----SCHEDULED	844168	2046.39	141.18	4818.69		100.91	4919.60	7107.17
32	NONSCHEDULED	1744							.15
33	ALL SERVICES	845914	2046.34	141.18	4818.69		100.91	4919.60	7107.32
34	PADUCAH (BARKLEY FIELD) N C.00								
35	RU DOMESTIC-----SCHEDULED	6573	2.05						2.05
36	LOUISIANA								
37	ALEXANDRIA (FESLER FIELD) N C.00								
38	IH DOMESTIC-----SCHEDULED	5374							
39	COMMUNITY TOTAL								
40	DOMESTIC-----SCHEDULED	5374							
41	BATON ROUGE (RYAN) S C.10								
42	AA DOMESTIC-----SCHEDULED	50841	26.93		.59			.59	27.52
43	CG DOMESTIC-----SCHEDULED	44943	65.02	1.71	3.47			3.47	70.20
44	DL DOMESTIC-----SCHEDULED	196591	342.09	30.40	45.90			45.90	418.39
45	NONSCHEDULED	134							
46	ALL SERVICES	196725	342.09	30.40	45.90			45.90	418.39
47	RC DOMESTIC-----SCHEDULED	25889	47.25	5.82	4.94		4.70	9.64	62.71
48	COMMUNITY TOTAL								
49	DOMESTIC-----SCHEDULED	318264	481.29	37.93	54.90		4.70	59.60	578.82
50	NONSCHEDULED	134							
51	ALL SERVICES	318398	481.29	37.93	54.90		4.70	59.60	578.82
52	LAFAYETTE (LAFAYETTE) N C.00								
53	GO DOMESTIC-----SCHEDULED	64850	151.61	2.62	30.31			30.31	184.54
54	LAKE CHARLES (LAKE CHARLES MUNI) N C.00								
55	MONROE (MONROE MUNI) N C.00								
56	DL DOMESTIC-----SCHEDULED	64782	111.51	8.65	9.13			9.13	129.49
57	RC DOMESTIC-----SCHEDULED	15886	31.21	.22	27.54		.54	28.10	59.53
58	NONSCHEDULED	216							
59	ALL SERVICES	16102	31.21	.22	27.54		.54	28.10	59.53
60	COMMUNITY TOTAL								
61	DOMESTIC-----SCHEDULED	80588	142.72	9.07	34.67		.54	37.23	189.02
62	NONSCHEDULED	216							
63	ALL SERVICES	80804	142.72	9.07	34.67		.54	37.23	189.02

TABLE 4
ENPLANED REVENUE PASSENGERS, ENPLANED REVENUE TONS OF CARGO AND MAIL, AND AIR TRAFFIC
HUB CLASSIFICATIONS, BY TYPE OF OPERATION, BY TYPE OF SERVICE, BY COMMUNITY, AND BY CARRIER
12 MONTHS ENDED DECEMBER 31, 1964

Line No.	Area, state or country Community (Airport name) Carrier Type of operation Type of service Hub type and percent of enplanements	Enplaned passengers	Enplaned revenue tons					Total cargo and mail
			Freight	Express	U. S. Mail		Foreign mail	
					Priority	Nonpriority		
1	2	3	4	5	6	7	8	9
1	LOUISIANA (CONT.)							
2	NEW ORLEANS (INTERNATIONAL/MOISANT FIELD) M C-97							
3	AA DOMESTIC-----SCHEDULED	177530	239.18		273.29	61.49	334.78	573.96
4	AL DOMESTIC-----SCHEDULED	98091	43.04	1.66	346.50		346.50	391.20
5	NON SCHEDULED	496						
6	ALL SERVICES	98587	43.04	1.66	346.50		346.50	391.20
7	BH DOMESTIC-----SCHEDULED	62717	23.95		46.34		46.34	70.29
8	NON SCHEDULED	146						
9	ALL SERVICES	62863	23.95		46.34		46.34	70.29
10	CO DOMESTIC-----SCHEDULED	183679	472.08		166.28		166.28	638.36
11	CO INTERNATIONAL-----SCHEDULED	1288	5.30					5.30
12	CO TOTAL-----SCHEDULED	184967	477.38		166.28		166.28	643.66
13	DL DOMESTIC-----SCHEDULED	874670	3568.69	140.79	3189.43		3189.43	6898.91
14	NON SCHEDULED	670						
15	ALL SERVICES	875340	3568.69	140.79	3189.43		3189.43	6898.91
16	EA DOMESTIC-----SCHEDULED	401444	535.64	48.19	1091.32	195.96	1287.28	1871.11
17	NON SCHEDULED	287						
18	ALL SERVICES	401731	535.64	48.19	1091.32	195.96	1287.28	1871.11
19	EA INTERNATIONAL-----SCHEDULED	55372	97.91	11.51	5.16	.76	5.92	115.34
20	EA TOTAL-----SCHEDULED	456816	633.55	59.70	1096.48	196.72	1293.20	1986.45
21	NON SCHEDULED	287						
22	ALL SERVICES	457103	633.55	59.70	1096.48	196.72	1293.20	1986.45
23	FT DOMESTIC-----SCHEDULED		899.43		28.15		28.15	927.58
24	MC DOMESTIC-----SCHEDULED	121542	1.00					1.00
25	NON SCHEDULED	154						
26	ALL SERVICES	121696	1.00					1.00
27	NM DOMESTIC-----SCHEDULED	35887	131.65		44.29	-.32	44.61	176.26
28	NY DOMESTIC-----SCHEDULED	26161						
29	NON SCHEDULED	50						
30	ALL SERVICES	26211						
31	OZ DOMESTIC-----SCHEDULED	66099	29.30	-.83	289.86		289.86	319.99
32	NON SCHEDULED	664						
33	ALL SERVICES	66763	29.30	-.83	289.86		289.86	319.99
34	PA DOMESTIC-----SCHEDULED	126986	157.27		149.67		149.67	.09 307.03
35	NON SCHEDULED	1119						
36	ALL SERVICES	128105	157.27		149.67		149.67	.09 307.03
37	PI DOMESTIC-----SCHEDULED	64960	67.66	-.12	53.56		53.56	121.34
38	NON SCHEDULED	224						
39	ALL SERVICES	65184	67.66	-.12	53.56		53.56	121.34
40	QS DOMESTIC-----SCHEDULED	216934	180.56		48.69	2.37	51.06	231.62
41	NON SCHEDULED	183						
42	ALL SERVICES	217119	180.56		48.69	2.37	51.06	231.62
43	AC DOMESTIC-----SCHEDULED	158284	492.94	6.26	742.56	8.15	750.11	1249.91
44	NON SCHEDULED	644						
45	ALL SERVICES	158928	493.24	6.26	742.56	8.15	750.71	1250.21
46	TM DOMESTIC-----SCHEDULED	36961	14.38		140.91	207.12	348.03	362.41
47	UA DOMESTIC-----SCHEDULED	55918	132.61		323.77		323.77	456.38
48	NON SCHEDULED	1834						
49	ALL SERVICES	57752	132.61		323.77		323.77	456.38
50	WA DOMESTIC-----SCHEDULED	27861	46.21	2.46	30.69	103.03	133.72	182.39
51	NON SCHEDULED	135						
52	ALL SERVICES	27996	46.21	2.46	30.69	103.03	133.72	182.39
53	WN DOMESTIC-----SCHEDULED	394071						
54	NON SCHEDULED	118						
55	ALL SERVICES	394189						
56	COMMUNITY TOTAL							
57	DOMESTIC-----SCHEDULED	3129797	7035.59	200.31	6965.31	578.44	7543.75	.09 14779.74
58	NON SCHEDULED	6724	-.30					-.30
59	ALL SERVICES	3136521	7035.89	200.31	6965.31	578.44	7543.75	.09 14780.04
60	INTERNATIONAL-----SCHEDULED	56660	103.21	11.51	5.16	.76	5.92	120.44
61	TOTAL-----SCHEDULED	3196457	7138.80	211.82	6970.47	579.20	7549.67	.09 14900.38
62	NON SCHEDULED	6724	-.30					-.30
63	ALL SERVICES	3193181	7139.10	211.82	6970.47	579.20	7549.67	.09 14900.68
64	SHREVEPORT (GREATER SHREVEPORT HUB) S C-09							
65	AA DOMESTIC-----SCHEDULED	61444	46.77		173.99		173.99	220.36
66	DL DOMESTIC-----SCHEDULED	227759	744.69	39.83	775.81		775.81	1866.33
67	COMMUNITY TOTAL	289203	791.46	39.83	949.80		949.80	1786.69
68	DOMESTIC-----SCHEDULED							
69	MEMPHIS							
70	MEMPHIS							
71	MEMPHIS							
72	MEMPHIS							
73	MEMPHIS							
74	MEMPHIS							
75	MEMPHIS							
76	MEMPHIS							
77	MEMPHIS							
78	MEMPHIS							
79	MEMPHIS							
80	MEMPHIS							
81	MEMPHIS							
82	MEMPHIS							
83	MEMPHIS							
84	MEMPHIS							
85	MEMPHIS							
86	MEMPHIS							
87	MEMPHIS							
88	MEMPHIS							
89	MEMPHIS							
90	MEMPHIS							
91	MEMPHIS							
92	MEMPHIS							
93	MEMPHIS							
94	MEMPHIS							
95	MEMPHIS							
96	MEMPHIS							
97	MEMPHIS							
98	MEMPHIS							
99	MEMPHIS							
100	MEMPHIS							
101	MEMPHIS							
102	MEMPHIS							
103	MEMPHIS							
104	MEMPHIS							
105	MEMPHIS							
106	MEMPHIS							
107	MEMPHIS							
108	MEMPHIS							
109	MEMPHIS							
110	MEMPHIS							
111	MEMPHIS							
112	MEMPHIS							

TABLE 4
ENPLANED REVENUE PASSENGERS, ENPLANED REVENUE TONS OF CARGO AND MAIL, AND AIR TRAFFIC
HUB CLASSIFICATIONS, BY TYPE OF OPERATION, BY TYPE OF SERVICE, BY COMMUNITY, AND BY CARRIER
12 MONTHS ENDED DECEMBER 31, 1964

Line No.	Area, state or country Community (Airport name) Carrier Type of operation Type of service Hub type and percent of enplanements	Enplaned passengers	Enplaned revenue tons					
			Freight	Express	U.S. Mail		Foreign mail	Total cargo and mail
					Priority	Nonpriority		
1	2	3	4	5	6	7	8	9
1	BANGOR INTERNATIONAL (CONT.)							
2	FT DOMESTIC-----SCHEDULED		1047.16		30.09	65.30	95.39	1142.55
3			77.28					77.28
4	FT INTERNATIONAL-----SCHEDULED		32.50					32.50
5	NONSCHEDULED		109.78					109.78
6	ALL SERVICES							
7	FT TOTAL-----SCHEDULED		1124.44		30.09	65.30	95.39	1219.83
8	NONSCHEDULED		32.50					32.50
9	ALL SERVICES		1156.94		30.09	65.30	95.39	1252.33
10								
11	UA DOMESTIC-----SCHEDULED	10519	6.33	.15	1.73		1.73	8.21
12								
13	COMMUNITY TOTAL							
14	DOMESTIC-----SCHEDULED	117332	1707.13	2.28	97.60	65.30	162.90	1872.31
15								
16	INTERNATIONAL-----SCHEDULED		77.28					77.28
17	NONSCHEDULED		32.50					32.50
18	ALL SERVICES		109.78					109.78
19								
20	TOTAL-----SCHEDULED	117332	1784.41	2.28	97.60	65.30	162.90	1949.59
21	NONSCHEDULED		32.50					32.50
22	ALL SERVICES	117332	1816.91	2.28	97.60	65.30	162.90	1982.09
23								
24								
25								
26								
27	PORTLAND S G. 14							
28	(PORTLAND INTERNATIONAL JETPORT)							
29	DL DOMESTIC-----SCHEDULED	189678	1413.58	83.95	271.16		271.16	1768.69
30								
31	PE DOMESTIC-----SCHEDULED	223004						
32								
33	UA DOMESTIC-----SCHEDULED	38386	288.83	1.42	134.51		134.51	424.76
34	NONSCHEDULED	56						
35	ALL SERVICES	38442	288.83	1.42	134.51		134.51	424.76
36								
37	COMMUNITY TOTAL							
38	DOMESTIC-----SCHEDULED	451068	1702.41	85.37	405.67		405.67	2193.45
39	NONSCHEDULED	56						
40	ALL SERVICES	451124	1702.41	85.37	405.67		405.67	2193.45
41								
42								
43	MARYLAND							
44								
45								
46								
47								
48	BALTIMORE R C. 88							
49	(BALTO/WASH INTL)							
50	AA DOMESTIC-----SCHEDULED	158834	235.96		640.74	171.86	812.60	1048.56
51								
52	AL DOMESTIC-----SCHEDULED	301384	423.13	18.50	1667.45		1667.45	2109.08
53	NONSCHEDULED	851						
54	ALL SERVICES	302235	423.13	18.50	1667.45		1667.45	2109.08
55								
56	DL DOMESTIC-----SCHEDULED	255401	1390.20	96.18	2046.94		2046.94	3533.32
57	NONSCHEDULED	368						
58	ALL SERVICES	255769	1390.20	96.18	2046.94		2046.94	3533.32
59								
60	EA DOMESTIC-----SCHEDULED	266400	1683.54	52.73	1439.14	12.52	1451.66	3187.93
61	NONSCHEDULED	88						
62	ALL SERVICES	266488	1683.54	52.73	1439.14	12.52	1451.66	3187.93
63								
64	EA INTERNATIONAL-----SCHEDULED	25974	352.80	2.00	17.91		17.91	372.71
65								
66	EA TOTAL-----SCHEDULED	292374	2036.34	54.73	1457.05	12.52	1469.57	3560.64
67	NONSCHEDULED	88						
68	ALL SERVICES	292462	2036.34	54.73	1457.05	12.52	1469.57	3560.64
69								
70	FT DOMESTIC-----SCHEDULED		1918.19		268.26		268.26	2186.45
71								
72	OZ DOMESTIC-----SCHEDULED	27950	39.98	2.45	224.73		224.73	267.16
73	NONSCHEDULED	340						
74	ALL SERVICES	28290	39.98	2.45	224.73		224.73	267.16
75								
76	PE DOMESTIC-----SCHEDULED	177300						
77								
78	PI DOMESTIC-----SCHEDULED	945242	1712.48	18.20	2499.40		2499.40	4230.08
79	NONSCHEDULED	1404						
80	ALL SERVICES	946646	1712.48	18.20	2499.40		2499.40	4230.08
81								
82	RC DOMESTIC-----SCHEDULED	40014	812.18	13.69	685.59	2.85	688.44	1514.31
83	NONSCHEDULED	63						
84	ALL SERVICES	40077	812.18	13.69	685.59	2.85	688.44	1514.31
85								
86	SI DOMESTIC-----SCHEDULED	5329						
87	NONSCHEDULED	5329						
88	ALL SERVICES	10658						
89								
90	TW DOMESTIC-----SCHEDULED	87121	240.22	1.33	398.91	79.19	478.10	739.65
91								
92	UA DOMESTIC-----SCHEDULED	239383	4361.71	191.07	3541.20	1828.94	5370.14	9922.92
93	NONSCHEDULED	2956						
94	ALL SERVICES	241339	4361.71	191.07	3541.20	1828.94	5370.14	9922.92
95								
96	UR DOMESTIC-----SCHEDULED	9792	.31	.04				.35
97	NONSCHEDULED	464						
98	ALL SERVICES	4214	.31	.04				.35
99								
100	WV DOMESTIC-----SCHEDULED		2042.00					2042.00
101								
102	WG DOMESTIC-----SCHEDULED	130242	1094.00		703.00		703.00	1757.00
103								
104	WG INTERNATIONAL-----SCHEDULED	98399	959.00	33.00	1127.00		1127.00	2119.00
105	NONSCHEDULED	358						
106	ALL SERVICES	98757	959.00	33.00	1127.00		1127.00	2119.00
107								
108	WG TOTAL-----SCHEDULED	228641	2013.00	33.00	1830.00		1830.00	3876.00
109	NONSCHEDULED	358						
110	ALL SERVICES	229199	2013.00	33.00	1830.00		1830.00	3876.00
111								
112								

TABLE 4
 ENPLANED REVENUE PASSENGERS, ENPLANED REVENUE TONS OF CARGO AND MAIL, AND AIR TRAFFIC
 HUB CLASSIFICATIONS, BY TYPE OF OPERATION, BY TYPE OF SERVICE, BY COMMUNITY, AND BY CARRIER
 12 MONTHS ENDED DECEMBER 31, 1964

Line No.	Area, state or country Community (Airport name) Carrier	Type of operation Type of service Hub type and percent of enplanements	Enplaned passengers	Enplaned revenue tons					Total cargo and mail
				Freight	Express	U.S. Mail		Foreign mail	
					Priority	Nonpriority	Total		
1	LOGAN INTERNATIONAL (CONT.)								
2	TV INTERNATIONAL--SCHEDULED		313						
3									
4	TM DOMESTIC--SCHEDULED		452752	9339.23	11.32	2102.44	2275.83	4378.27	
5	NONSCHEDULED		377						
6	ALL SERVICES		453129	9339.23	11.32	2102.44	2275.83	4378.27	
7									
8	TM INTERNATIONAL--SCHEDULED		171280	2077.34		1234.28	64.36	1298.64	
9									
10	TM TOTAL--SCHEDULED		624032	11416.57	11.32	3336.72	2340.19	5676.91	
11	NONSCHEDULED		377						
12	ALL SERVICES		624409	11416.57	11.32	3336.72	2340.19	5676.91	
13									
14	UA DOMESTIC--SCHEDULED		532372	7918.74	121.82	1417.35	4328.75	5746.10	
15	NONSCHEDULED		891						
16	ALL SERVICES		541313	7918.74	121.82	1417.35	4328.75	5746.10	
17									
18	UR DOMESTIC--SCHEDULED		68587	13.93	2.01	51.24		67.18	
19	NONSCHEDULED		611						
20	ALL SERVICES		69198	13.93	2.01	51.24		67.18	
21									
22	VK DOMESTIC--SCHEDULED			5105.00				5105.00	
23									
24	YX DOMESTIC--SCHEDULED		5144						
25									
26	COMMUNITY TOTAL								
27	DOMESTIC--SCHEDULED		8280797	87415.45	710.84	19271.25	10164.09	29435.34	
28	NONSCHEDULED		29722	29.00				29.00	
29	ALL SERVICES		8310519	87444.45	710.84	19271.25	10164.09	29435.34	
30									
31	INTERNATIONAL--SCHEDULED		389414	10905.01		1404.67	80.59	1485.26	
32	NONSCHEDULED		2963						
33	ALL SERVICES		392377	10905.01		1404.67	80.59	1485.26	
34									
35	TOTAL--SCHEDULED		8670211	98320.46	710.84	20675.92	10244.68	30920.60	
36	NONSCHEDULED		32685	29.00				29.00	
37	ALL SERVICES		8702896	98349.46	710.84	20675.92	10244.68	30920.60	
38									
39									
40	FALMOUTH N C-00								
41	(OTIS AF8)								
42									
43									
44	MICHIGAN								
45									
46									
47									
48	DETROIT/ANN ARBOR L 1-63								
49	(DETROIT CITY) C-00								
50	(DETROIT METROPOLITAN WAYNE CTY) 1-63								
51	AA DOMESTIC--SCHEDULED		599983	3414.91		622.97	2382.87	3005.84	
52									
53	AL DOMESTIC--SCHEDULED		312959	493.59	32.82	1464.64		1464.64	
54	NONSCHEDULED		2316						
55	ALL SERVICES		315275	493.59	32.82	1464.64		1464.64	
56									
57	BN DOMESTIC--SCHEDULED		32527	22.46		20.99		20.99	
58	NONSCHEDULED		423						
59	ALL SERVICES		32950	22.46		20.99		20.99	
60									
61	CO DOMESTIC--SCHEDULED		109572	423.19	.03	264.45		264.45	
62									
63	DL DOMESTIC--SCHEDULED		502344	3152.16	169.30	2264.58		2264.58	
64	NONSCHEDULED		159						
65	ALL SERVICES		502523	3152.16	169.30	2264.58		2264.58	
66									
67	EA DOMESTIC--SCHEDULED		200721	869.65	3.38	1087.47	71.97	1159.44	
68	NONSCHEDULED		189						
69	ALL SERVICES		200906	869.65	3.38	1087.47	71.97	1159.44	
70									
71	FL DOMESTIC--SCHEDULED		40737	184.20	4.28	98.40		98.40	
72									
73	FT DOMESTIC--SCHEDULED			4565.11		146.63		146.63	
74									
75	JM DOMESTIC--SCHEDULED		17475						
76									
77	ML DOMESTIC--SCHEDULED		117865						
78	NONSCHEDULED		444						
79	ALL SERVICES		118309						
80									
81	MJ DOMESTIC--SCHEDULED		34445						
82									
83	MM DOMESTIC--SCHEDULED		587781	3494.10	19.11	3398.72	1178.81	4577.53	
84									
85	NY DOMESTIC--SCHEDULED		174631						
86	NONSCHEDULED		110						
87	ALL SERVICES		174741						
88									
89	OZ DOMESTIC--SCHEDULED		49778	151.47	8.21	126.58		126.58	
90	NONSCHEDULED		1994	19.60				19.60	
91	ALL SERVICES		51772	171.07	8.21	126.58		146.18	
92									
93	PA DOMESTIC--SCHEDULED		79667	501.61		679.57		679.57	
94	NONSCHEDULED		230						
95	ALL SERVICES		79897	501.61		679.57		679.57	
96									
97	PE DOMESTIC--SCHEDULED		51439						
98									
99	PI DOMESTIC--SCHEDULED		111691	188.86	1.18	798.74		798.74	
100	NONSCHEDULED		310						
101	ALL SERVICES		112001	188.86	1.18	798.74		798.74	
102									
103	QH DOMESTIC--SCHEDULED		4044	.01		4.15		4.15	
104									
105	RC DOMESTIC--SCHEDULED		1548605	9638.47	219.88	6765.36	133.46	6898.82	
106	NONSCHEDULED		10817						
107	ALL SERVICES		1559422	9638.47	219.88	6765.36	133.46	6898.82	
108									
109	RJ DOMESTIC--SCHEDULED		2045	.64				.64	
110									
111									
112									

TABLE 6
 ENPLANED REVENUE PASSENGERS, ENPLANED REVENUE TONS OF CARGO AND MAIL, AND AIR TRAFFIC
 HUB CLASSIFICATIONS, BY TYPE OF OPERATION, BY TYPE OF SERVICE, BY COMMUNITY, AND BY CARRIER
 12 MONTHS ENDED DECEMBER 31, 1984

Line No.	Area, state or country Community (Airport name) Carrier Type of operation Type of service Hub type and percent of enplanements	Enplaned passengers	Enplaned revenue tons					Foreign mail	Total cargo and mail
			Freight	Express	Priority	U.S. Mail Nonpriority	Total		
1	2	3	4	5	6	7	8	9	
1	DETROIT METROPOLITAN WAYNE CITY (CONT.)								
2	TW DOMESTIC-----SCHEDULED	180335	430.79	51.60	1054.64	112.26	1166.90	1649.29	
3	NONSCHEDULED	120							
4	ALL SERVICES	180455	430.79	51.60	1054.64	112.26	1166.90	1649.29	
5	UA DOMESTIC-----SCHEDULED	505898	4598.48	191.42	916.34	1604.94	2521.28	7311.18	
6	NONSCHEDULED	12353							
7	ALL SERVICES	518251	4598.48	191.42	916.34	1604.94	2521.28	7311.18	
8	UR DOMESTIC-----SCHEDULED	11537	7.61	.15	.85		.85	8.61	
9	ZW DOMESTIC-----SCHEDULED	44942	74.00		1.00		1.00	75.00	
10	ZM DOMESTIC-----SCHEDULED	6152							
11	NONSCHEDULED	512							
12	ALL SERVICES	6664							
13	AIRPORT TOTAL								
14	DOMESTIC-----SCHEDULED	5327193	32211.31	701.36	19716.08	5484.31	25200.39	58113.06	
15	NONSCHEDULED	29973	19.60				19.60	19.60	
16	ALL SERVICES	5357166	32230.91	701.36	19716.08	5484.31	25200.39	58132.66	
17	(WILLOW RUN) C.00								
18	VK DOMESTIC-----SCHEDULED		40100.00					40100.00	
19	NONSCHEDULED		1643.00					1643.00	
20	ALL SERVICES		41743.00					41743.00	
21	COMMUNITY TOTAL BY CARRIER								
22	AA DOMESTIC-----SCHEDULED	599983	3414.91		622.97	2382.87	3005.84	6420.75	
23	AL DOMESTIC-----SCHEDULED	312959	493.59	32.82	1464.64		1464.64	1991.05	
24	NONSCHEDULED	2318							
25	ALL SERVICES	315275	493.59	32.82	1464.64		1464.64	1991.05	
26	BN DOMESTIC-----SCHEDULED	32527	22.46		20.99		20.99	43.45	
27	NONSCHEDULED	423							
28	ALL SERVICES	32950	22.46		20.99		20.99	43.45	
29	CO DOMESTIC-----SCHEDULED	109572	423.19	.03	264.45		264.45	687.67	
30	DL DOMESTIC-----SCHEDULED	502366	3152.16	169.30	2264.58		2264.58	5586.04	
31	NONSCHEDULED	159							
32	ALL SERVICES	502523	3152.16	169.30	2264.58		2264.58	5586.04	
33	EA DOMESTIC-----SCHEDULED	200721	869.65	3.38	1087.47	71.97	1159.44	2032.47	
34	NONSCHEDULED	185							
35	ALL SERVICES	200906	869.65	3.38	1087.47	71.97	1159.44	2032.47	
36	FL DOMESTIC-----SCHEDULED	40737	184.20	4.28	98.40		98.40	286.88	
37	FT DOMESTIC-----SCHEDULED		4565.11		146.63		146.63	4711.74	
38	IW DOMESTIC-----SCHEDULED	17475							
39	ML DOMESTIC-----SCHEDULED	117865							
40	NONSCHEDULED	444							
41	ALL SERVICES	118309							
42	NI DOMESTIC-----SCHEDULED	34445							
43	NM DOMESTIC-----SCHEDULED	587781	3494.10	19.11	3398.72	1178.81	4577.53	8090.74	
44	NY DOMESTIC-----SCHEDULED	174631							
45	NONSCHEDULED	110							
46	ALL SERVICES	174741							
47	OZ DOMESTIC-----SCHEDULED	49778	151.47	8.21	126.58		126.58	286.26	
48	NONSCHEDULED	1996	19.60					19.60	
49	ALL SERVICES	51772	171.07	8.21	126.58		126.58	305.86	
50	PA DOMESTIC-----SCHEDULED	79667	501.61		679.57		679.57	1181.18	
51	NONSCHEDULED	230							
52	ALL SERVICES	79897	501.61		679.57		679.57	1181.18	
53	PE DOMESTIC-----SCHEDULED	51439							
54	PI DOMESTIC-----SCHEDULED	111691	188.86	1.18	798.74		798.74	988.78	
55	NONSCHEDULED	310							
56	ALL SERVICES	112001	188.86	1.18	798.74		798.74	988.78	
57	QH DOMESTIC-----SCHEDULED	4044	.01		4.15		4.15	4.16	
58	RC DOMESTIC-----SCHEDULED	1548605	9638.47	219.88	6765.36	133.46	6898.82	16757.17	
59	NONSCHEDULED	10817							
60	ALL SERVICES	1559422	9638.47	219.88	6765.36	133.46	6898.82	16757.17	
61	RU DOMESTIC-----SCHEDULED	2045	.64					.64	
62	TW DOMESTIC-----SCHEDULED	180335	430.79	51.60	1054.64	112.26	1166.90	1649.29	
63	NONSCHEDULED	120							
64	ALL SERVICES	180455	430.79	51.60	1054.64	112.26	1166.90	1649.29	
65	UA DOMESTIC-----SCHEDULED	505898	4598.48	191.42	916.34	1604.94	2521.28	7311.18	
66	NONSCHEDULED	12353							
67	ALL SERVICES	518251	4598.48	191.42	916.34	1604.94	2521.28	7311.18	
68	UR DOMESTIC-----SCHEDULED	11537	7.61	.15	.85		.85	8.61	
69	VK DOMESTIC-----SCHEDULED		40100.00					40100.00	
70	NONSCHEDULED		1643.00					1643.00	
71	ALL SERVICES		41743.00					41743.00	
72	ZW DOMESTIC-----SCHEDULED	44942	74.00		1.00		1.00	75.00	
73	ZM DOMESTIC-----SCHEDULED	6152							
74	NONSCHEDULED	512							
75	ALL SERVICES	6664							
76	COMMUNITY TOTAL								
77	DOMESTIC-----SCHEDULED	5327193	72811.31	701.36	19716.08	5484.31	25200.39	98213.06	
78	NONSCHEDULED	29973	1862.60				1862.60	1862.60	
79	ALL SERVICES	5357166	73973.91	701.36	19716.08	5484.31	25200.39	99875.66	

TABLE 4
 ENPLANED REVENUE PASSENGERS, ENPLANED REVENUE TONS OF CARGO AND MAIL, AND AIR TRAFFIC
 HUB CLASSIFICATIONS, BY TYPE OF OPERATION, BY TYPE OF SERVICE, BY COMMUNITY, AND BY CARRIER
 12 MONTHS ENDED DECEMBER 31, 1984

Line No.	Area, state or country Community (Airport name) Carrier Type of operation Type of service Hub type and percent of enplanements	Enplaned passengers	Enplaned revenue tons						
			Freight	Express	U.S. Mail			Foreign mail	Total cargo and mail
					Priority	Nonpriority	Total		
1	2	3	4	5	6	7	8	9	
1	MICHIGAN (CONT.)								
2	FLINT (BISHOP)	N C.00							
4	PI DOMESTIC-----SCHEDULED	51646	25.39		40.67		40.67	66.06	
5	ZW DOMESTIC-----SCHEDULED	15647	4.00					4.00	
7	COMMUNITY TOTAL DOMESTIC-----SCHEDULED	67293	29.39		40.67		40.67	70.06	
12	GRAND RAPIDS (KENT COUNTY)	S C.16							
14	AA DOMESTIC-----SCHEDULED	18526	9.71		.92	.90	1.82	11.53	
16	AL DOMESTIC-----SCHEDULED	57163	28.08	4.47	35.73		35.73	68.28	
18	NM DOMESTIC-----SCHEDULED	77687	20.59		48.09		48.09	68.68	
20	PI DOMESTIC-----SCHEDULED	75617	79.05	1.80	95.90		95.90	176.75	
21	NONSCHEDULED ALL SERVICES	112							
22	75729	79.05	1.80	95.90		95.90	176.75		
24	RC DOMESTIC-----SCHEDULED	147189	567.67	52.07	65.42	12.14	77.56	697.30	
26	UA DOMESTIC-----SCHEDULED	133098	53.08	12.77	43.76		43.76	109.61	
27	NONSCHEDULED ALL SERVICES	930							
28	134028	53.08	12.77	43.76		43.76	109.61		
30	COMMUNITY TOTAL DOMESTIC-----SCHEDULED	509280	758.18	71.11	289.82	13.04	302.86	1132.15	
31	NONSCHEDULED ALL SERVICES	1042							
32	510322	758.18	71.11	289.82	13.04	302.86	1132.15		
38	HAMCOCK/HOUGHTON (HOUGHTON COUNTY MEMORIAL)	N C.00							
39	RC DOMESTIC-----SCHEDULED	19640	32.69	.71	1.86	1.09	2.95	36.35	
40	NONSCHEDULED ALL SERVICES	25							
41	19665	32.69	.71	1.86	1.09	2.95	36.35		
46	KALAMAZOO-BATTLE CREEK (KALAMAZOO MUNI)	N C.00							
47	PI DOMESTIC-----SCHEDULED	18168	3.65	.02	13.08		13.08	16.75	
48	RC DOMESTIC-----SCHEDULED	71154	119.97	6.40	78.65	6.83	85.48	211.85	
49	ZW DOMESTIC-----SCHEDULED	8289			3.00		3.00	3.00	
50	AIRPORT TOTAL DOMESTIC-----SCHEDULED	97611	123.62	6.42	94.73	6.83	101.56	231.60	
56	WM K KELLOGG REGIONAL AIRFIELD	C.00							
57	ZW DOMESTIC-----SCHEDULED	18916	32.00					32.00	
59	COMMUNITY TOTAL BY CARRIER								
60	PI DOMESTIC-----SCHEDULED	18168	3.65	.02	13.08		13.08	16.75	
61	RC DOMESTIC-----SCHEDULED	71154	119.97	6.40	78.65	6.83	85.48	211.85	
62	ZW DOMESTIC-----SCHEDULED	27205	32.00		3.00		3.00	35.00	
63	COMMUNITY TOTAL DOMESTIC-----SCHEDULED	116527	155.62	6.42	94.73	6.83	101.56	263.60	
71	LANSING (CAPITAL CITY)	N C.00							
72	PI DOMESTIC-----SCHEDULED	52829	12.31	.34	324.33		324.33	336.98	
73	RC DOMESTIC-----SCHEDULED	54107	62.28	9.52	31.87	9.02	40.89	112.69	
74	NONSCHEDULED ALL SERVICES	54127	62.28	9.52	31.87	9.02	40.89	112.69	
75	UA DOMESTIC-----SCHEDULED	36381	12.77	4.84	5.84		5.84	25.45	
76	NONSCHEDULED ALL SERVICES	164							
77	36949	12.77	4.84	5.84		5.84	25.45		
78	COMMUNITY TOTAL DOMESTIC-----SCHEDULED	143317	87.36	14.70	342.04	9.02	371.06	475.12	
79	NONSCHEDULED ALL SERVICES	149501	87.36	14.70	342.04	9.02	371.06	475.12	
80	MARQUETTE (MARQUETTE COUNTY)	N C.00							
81	RC DOMESTIC-----SCHEDULED	24306	23.53	1.75	.03	3.73	3.76	29.04	
82	MUSKOGON (MUSKOGON COUNTY)	N C.00							
83	ZW DOMESTIC-----SCHEDULED	28224	16.00					16.00	
84	COMMUNITY TOTAL DOMESTIC-----SCHEDULED	28224	16.00					16.00	
85	PELLSTON (BENNET COUNTY)	N C.00							
86	RC DOMESTIC-----SCHEDULED	16635	52.29	1.04	.24	1.05	1.29	54.62	

TABLE 6
 ENPLANED REVENUE PASSENGERS, ENPLANED REVENUE TONS OF CARGO AND MAIL, AND AIR TRAFFIC
 HUB CLASSIFICATIONS, BY TYPE OF OPERATION, BY TYPE OF SERVICE, BY COMMUNITY, AND BY CARRIER
 12 MONTHS ENDED DECEMBER 31, 1984

Line No.	Area, state or country Community (Airport name) Carrier Type of operation Type of service Hub type and percent of enplanements	Enplaned passengers	Enplaned revenue tons					Foreign mail	Total cargo and mail
			Freight	Express	Priority	Nonpriority	Total		
1	MICHIGAN (CONT.)								
2	SAGINAW/BAY CITY/MIDLAND (TRI CITY) N C.00								
3	RC DOMESTIC-----SCHEDULED	67629	102.22	3.44	17.84	3.72		127.22	
4	NONSCHEDULED	105							
5	ALL SERVICES	67734	102.22	3.44	17.84	3.72		127.22	
6	UA DOMESTIC-----SCHEDULED	69281	20.89	10.35	5.13	.03		36.40	
7	NONSCHEDULED	248							
8	ALL SERVICES	69529	20.89	10.35	5.13	.03		36.40	
9	COMMUNITY TOTAL								
10	DOMESTIC-----SCHEDULED	136910	123.11	13.79	22.97	3.75		163.62	
11	NONSCHEDULED	353							
12	ALL SERVICES	137263	123.11	13.79	22.97	3.75		163.62	
13	TRAVERSE CITY (CHERRY CAPITAL) N C.00								
14	RC DOMESTIC-----SCHEDULED	47490	122.99	5.55	6.57	3.93		139.04	
15	NONSCHEDULED	35							
16	ALL SERVICES	47525	122.99	5.55	6.57	3.93		139.04	
17	MINNESOTA								
18	BENEDIJI (BENEDIJI MUNI) N C.00								
19	RC DOMESTIC-----SCHEDULED	15157	34.03	.08	1.29	.13		35.53	
20	BRAINERD (BRAINERD-CROW WING CO.) N C.00								
21	RC DOMESTIC-----SCHEDULED	11065	31.57	.05	.71	.29		32.62	
22	NONSCHEDULED	132							
23	ALL SERVICES	11197	31.57	.05	.71	.29		32.62	
24	CHISHOLM/HIBBING (CHISHOLM-HIBBING) N C.00								
25	RC DOMESTIC-----SCHEDULED	13980	85.06	1.03	.10	.39		86.58	
26	DULUTH/SUPERIOR (DULUTH INTERNATIONAL) N C.00								
27	RC DOMESTIC-----SCHEDULED	80921	173.30	1.60	16.25	4.34		195.49	
28	NONSCHEDULED	509							
29	ALL SERVICES	81430	173.30	1.60	16.25	4.34		195.49	
30	COMMUNITY TOTAL								
31	DOMESTIC-----SCHEDULED	80921	173.30	1.60	16.25	4.34		195.49	
32	NONSCHEDULED	509							
33	ALL SERVICES	81430	173.30	1.60	16.25	4.34		195.49	
34	INTERNATIONAL FALLS (FALLS INTERNATIONAL) N C.00								
35	RC DOMESTIC-----SCHEDULED	13446	74.96	.27	.11	.11		75.45	
36	MINNEAPOLIS/ST. PAUL (MINNEAPOLIS-ST. PAUL INTL) L 1.87								
37	AA DOMESTIC-----SCHEDULED	159207	606.91		854.42	541.15		2002.48	
38	AL DOMESTIC-----SCHEDULED	69273	256.75	56.02	799.21			1111.98	
39	NONSCHEDULED	212							
40	ALL SERVICES	69485	256.75	56.02	799.21			1111.98	
41	CO DOMESTIC-----SCHEDULED	185584	330.86		557.55			888.41	
42	DL DOMESTIC-----SCHEDULED	50559	147.92	5.61	183.56			337.09	
43	NONSCHEDULED	228							
44	ALL SERVICES	50787	147.92	5.61	183.56			337.09	
45	EA DOMESTIC-----SCHEDULED	81729	239.04	9.03	1024.19	.84		1273.10	
46	NONSCHEDULED	120							
47	ALL SERVICES	81849	239.04	9.03	1024.19	.84		1273.10	
48	FL DOMESTIC-----SCHEDULED	17603	18.98	.60	44.63			64.21	
49	FT DOMESTIC-----SCHEDULED		5254.29		426.26			5680.55	
50	ML DOMESTIC-----SCHEDULED	135660							
51	NONSCHEDULED	45							
52	ALL SERVICES	135705							
53	NW DOMESTIC-----SCHEDULED	2825838	32172.35	132.12	12521.70	4156.09		16677.79	
54	NONSCHEDULED	35810							
55	ALL SERVICES	2861648	32172.35	132.12	12521.70	4156.09		16677.79	
56	NW INTERNATIONAL-----SCHEDULED	73014	1371.44		85.61			1457.22	
57	NW TOTAL-----SCHEDULED	2898852	33543.79	132.12	12607.31	4156.09		16763.40	
58	NONSCHEDULED	35810							
59	ALL SERVICES	2934662	33543.79	132.12	12607.31	4156.09		16763.40	
60	OZ DOMESTIC-----SCHEDULED	130944	602.97	31.33	1029.06	.11		1643.87	
61	NONSCHEDULED	2442						2.97	
62	ALL SERVICES	133386	605.14	31.33	1029.06	.11		1646.84	
63	PA DOMESTIC-----SCHEDULED	31484	81.90		217.48			299.38	
64	NONSCHEDULED	170							
65	ALL SERVICES	31654	81.90		217.48			299.38	

TABLE 4
 ENPLANED REVENUE PASSENGERS, ENPLANED REVENUE TONS OF CARGO AND MAIL, AND AIR TRAFFIC
 HUB CLASSIFICATIONS, BY TYPE OF OPERATION, BY TYPE OF SERVICE, BY COMMUNITY, AND BY CARRIER
 12 MONTHS ENDED DECEMBER 31, 1984

Line No.	Area, state or country Community (Airport name) Carrier Type of operation Type of service Hub type and percent of enplanements	Enplaned passengers	Enplaned revenue tons						Total cargo and mail
			Freight	Express	U.S. Mail		Foreign mail		
					Priority	Nonpriority		Total	
1	2	3	4	5	6	7	8	9	
1	MINNEAPOLIS-ST PAUL INTL (CONT.)								
2	PE DOMESTIC-----SCHEDULED	67518							
3									
4	RC DOMESTIC-----SCHEDULED	1910330	14325.75	348.95	8170.32	199.60		8369.92	23044.62
5		14437	.06						.06
6	NONSCHEDULED	1924767	14325.81	348.95	8170.32	199.60		8369.92	23044.68
7	ALL SERVICES								
8	UA DOMESTIC-----SCHEDULED	223011	1111.74	40.13	1474.09	268.00		1742.09	2893.96
9		4347							
10	NONSCHEDULED	227358	1111.74	40.13	1474.09	268.00		1742.09	2893.96
11	ALL SERVICES								
12	VK DOMESTIC-----SCHEDULED		1143.00						1143.00
13									
14	WA DOMESTIC-----SCHEDULED	97398	897.59	22.28	212.46	141.05		353.51	1273.38
15		127							
16	NONSCHEDULED	97525	897.59	22.28	212.46	141.05		353.51	1273.38
17	ALL SERVICES								
18	ZV DOMESTIC-----SCHEDULED	1745	1.75	.12					1.87
19									
20	ZW DOMESTIC-----SCHEDULED	8510	13.00						13.00
21									
22	COMMUNITY TOTAL								
23	DOMESTIC-----SCHEDULED	5996543	57204.40	646.19	27515.73	5306.84		32822.57	91052.73
24		57938	2.63						2.63
25	NONSCHEDULED	6054481	57207.03	646.19	27515.73	5306.84		32822.57	91055.36
26	ALL SERVICES								
27	INTERNATIONAL-----SCHEDULED	73014	1371.44		85.61			85.61	1457.22
28									
29	TOTAL-----SCHEDULED	6069557	58575.84	646.19	27601.34	5306.84		32908.18	92509.97
30		57938	2.63						2.63
31	NONSCHEDULED	6127495	58578.47	646.19	27601.34	5306.84		32908.18	92512.60
32	ALL SERVICES								
33									
34	ROCHESTER N C.00								
35	(ROCHESTER MUNI)								
36	MM DOMESTIC-----SCHEDULED	64818	33.52	.10	11.01			11.01	44.63
37									
38	OZ DOMESTIC-----SCHEDULED	22336	11.98	.12	.41			.41	12.51
39									
40	RC DOMESTIC-----SCHEDULED	43252	45.58	.30	7.84	1.46		9.30	55.18
41									
42	COMMUNITY TOTAL								
43	DOMESTIC-----SCHEDULED	130406	91.08	.52	19.26	1.46		20.72	112.32
44									
45									
46									
47	MISSISSIPPI								
48									
49									
50									
51	COLUMBUS N C.00								
52	(GOLDEN TRIANGLE REGIONAL)								
53	RC DOMESTIC-----SCHEDULED	40092	125.60	5.06	12.53	1.09		13.62	144.28
54									
55									
56									
57	GREENVILLE N C.00								
58	(GREENVILLE MUNI)								
59	RC DOMESTIC-----SCHEDULED	19775	109.39	2.87	1.50	4.74		6.24	118.50
60									
61									
62									
63	GULFPORT/BILOXI N C.00								
64	(GULFPORT MUNI)								
65	IN DOMESTIC-----SCHEDULED	594							
66									
67	RC DOMESTIC-----SCHEDULED	60125	134.41	3.56	17.69	2.89		20.58	158.55
68		317							
69	NONSCHEDULED	60442	134.42	3.56	17.69	2.89		20.58	158.55
70	ALL SERVICES								
71	COMMUNITY TOTAL								
72	DOMESTIC-----SCHEDULED	60719	134.41	3.56	17.69	2.89		20.58	158.55
73		317							
74	NONSCHEDULED	61036	134.41	3.56	17.69	2.89		20.58	158.55
75	ALL SERVICES								
76									
77									
78	JACKSON-VICKSBURG S C.10								
79	(ALLEN C. THOMPSON FIELD)								
80	AA DOMESTIC-----SCHEDULED	41951	144.61		23.54			23.54	168.15
81									
82	DL DOMESTIC-----SCHEDULED	279542	702.13	24.81	1197.79			1197.79	1924.73
83		108							
84	NONSCHEDULED	279650	702.13	24.81	1197.79			1197.79	1924.73
85	ALL SERVICES								
86	EA DOMESTIC-----SCHEDULED	12997	70.26	2.67	90.86			90.86	163.79
87									
88	UA DOMESTIC-----SCHEDULED	2562	3.38	.13	.19			.19	3.70
89									
90	COMMUNITY TOTAL								
91	DOMESTIC-----SCHEDULED	337052	920.38	27.61	1312.38			1312.38	2260.37
92		108							
93	NONSCHEDULED	337160	920.38	27.61	1312.38			1312.38	2260.37
94	ALL SERVICES								
95									
96									
97	LAUREL/HATTIESBURG N C.00								
98	(PINEBELT REGIONAL)								
99	RC DOMESTIC-----SCHEDULED	10797	18.88	.42	4.56	.18		4.74	24.04
100									
101									
102									
103									
104	MERIDIAN N C.00								
105	(IREY FIELD)								
106	RC DOMESTIC-----SCHEDULED	14800	16.86	.14	3.22	.29		3.51	20.51
107									
108									
109									
110									
111									
112									

TABLE 6
 ENPLANED REVENUE PASSENGERS, ENPLANED REVENUE TONS OF CARGO AND MAIL, AND AIR TRAFFIC
 HUB CLASSIFICATIONS, BY TYPE OF OPERATION, BY TYPE OF SERVICE, BY COMMUNITY, AND BY CARRIER
 12 MONTHS ENDED DECEMBER 31, 1984

Line No.	Area, state or country Community (Airport name) Carrier Type of operation Type of service Hub type and percent of enplanements	Enplaned passengers	Enplaned revenue tons					Total cargo and mail
			Freight	Express	Priority	U.S. Mail Nonpriority	Foreign mail	
1	2	3	4	5	6	7	8	9
1	MISSISSIPPI (CONT.)							
2	TUPELO (C.O. LEMONS MUNI) N C.00							
3	RC DOMESTIC-----SCHEDULED	5811	13.81	.02	2.83	.09	2.92	16.75
4								
5								
6								
7	MISSOURI							
8								
9								
10								
11	BI-STATE PARKS N C.00							
12	(BI-STATE PARKS ARPT)							
13	ZV DOMESTIC-----SCHEDULED	1480	.43	2.28				2.71
14								
15								
16								
17	CAPE GIRARDEAU/SIKESTON N C.00							
18	(CAPE GIRARDEAU MUNI)							
19	RU DOMESTIC-----SCHEDULED	2687	.86					.86
20								
21								
22								
23	COLUMBIA/JEFFERSON CITY N 0.00							
24	(COLUMBIA REGIONAL)							
25	OZ DOMESTIC-----SCHEDULED	27564	52.30	2.73	.69		.69	55.72
26		1073						
27	NON SCHEDULED	28637	52.30	2.73	.69		.69	55.72
28	ALL SERVICES							
29								
30	RU DOMESTIC-----SCHEDULED	2307	.07					.07
31								
32	ZV DOMESTIC-----SCHEDULED	5704	1.93	2.31	9.07		9.07	13.31
33								
34	COMMUNITY TOTAL							
35	DOMESTIC-----SCHEDULED	35575	54.30	5.04	9.76		9.76	69.10
36	NON SCHEDULED	1073						
37	ALL SERVICES	36648	54.30	5.04	9.76		9.76	69.10
38								
39								
40								
41	JOPLIN N 0.00							
42	(JOPLIN MUNICIPAL)							
43	FL DOMESTIC-----SCHEDULED	15497	22.33	3.15	13.23		13.23	38.71
44								
45	OZ DOMESTIC-----SCHEDULED	17866	56.58	3.01	2.94		2.94	62.53
46								
47	ZV DOMESTIC-----SCHEDULED	11256	6.66	.64	4.60		4.60	11.90
48								
49	COMMUNITY TOTAL							
50	DOMESTIC-----SCHEDULED	44619	85.57	6.80	20.77		20.77	113.14
51								
52								
53								
54	KANSAS CITY N C.95							
55	(INTERNATIONAL) C.95							
56	AA DOMESTIC-----SCHEDULED	219548	413.25		629.96	255.46	885.42	1298.67
57								
58	AL DOMESTIC-----SCHEDULED	55013	89.58	22.00	337.44		337.44	449.02
59	NON SCHEDULED	49						
60	ALL SERVICES	55062	89.58	22.00	337.44		337.44	449.02
61								
62	BH DOMESTIC-----SCHEDULED	35942	64.12	.02	124.75		124.75	188.89
63	NON SCHEDULED	110						
64	ALL SERVICES	36052	64.12	.02	124.75		124.75	188.89
65								
66	CB DOMESTIC-----SCHEDULED	19296						
67								
68	CG DOMESTIC-----SCHEDULED	110094	279.16	.91	421.06		421.06	701.13
69								
70	DL DOMESTIC-----SCHEDULED	197612	716.76	162.13	1437.03		1437.03	2315.92
71								
72	EA DOMESTIC-----SCHEDULED	628740	1729.48	44.33	2341.65	7.63	2349.28	4123.09
73	NON SCHEDULED	298						
74	ALL SERVICES	629038	1729.48	44.33	2341.65	7.63	2349.28	4123.09
75								
76	EZ DOMESTIC-----SCHEDULED		214.00					214.00
77	NON SCHEDULED		2215.00					2215.00
78	ALL SERVICES		2429.00					2429.00
79								
80	FL DOMESTIC-----SCHEDULED	56734	223.46	22.14	452.31		452.31	697.91
81								
82	FT DOMESTIC-----SCHEDULED		1037.50		134.73		134.73	1172.25
83								
84	HP DOMESTIC-----SCHEDULED	47470	1.51					1.51
85								
86	ML DOMESTIC-----SCHEDULED	52092						
87	NON SCHEDULED	386						
88	ALL SERVICES	52478						
89								
90	NM DOMESTIC-----SCHEDULED	46498	72.35		459.56		459.56	531.91
91								
92	OZ DOMESTIC-----SCHEDULED	111584	97.48	.98	682.00	.73	682.73	781.19
93	NON SCHEDULED	1855						
94	ALL SERVICES	113439	97.48	.98	682.00	.73	682.73	781.19
95								
96	PA DOMESTIC-----SCHEDULED	17427	14.26		163.34		163.34	177.60
97	NON SCHEDULED	116						
98	ALL SERVICES	17543	14.26		163.34		163.34	177.60
99								
100	QS DOMESTIC-----SCHEDULED	51533	8.67		6.27		6.27	14.94
101								
102	RC DOMESTIC-----SCHEDULED	174148	673.51	11.91	1308.16	33.40	1341.56	2026.98
103	NON SCHEDULED	441						
104	ALL SERVICES	174589	673.51	11.91	1308.16	33.40	1341.56	2026.98
105								
106	TH DOMESTIC-----SCHEDULED	591488	779.01	48.91	1454.47	2457.55	3912.02	4739.94
107	NON SCHEDULED	1383						
108	ALL SERVICES	592871	779.01	48.91	1454.47	2457.55	3912.02	4739.94
109								
110	UA DOMESTIC-----SCHEDULED	258299	300.83	32.61	1004.74	405.16	1409.90	1743.34
111	NON SCHEDULED	3643						
112	ALL SERVICES	258942	300.83	32.61	1004.74	405.16	1409.90	1743.34

TABLE 6
ENPLANED REVENUE PASSENGERS, ENPLANED REVENUE TONS OF CARGO AND MAIL, AND AIR TRAFFIC
HUB CLASSIFICATIONS, BY TYPE OF OPERATION, BY TYPE OF SERVICE, BY COMMUNITY, AND BY CARRIER
12 MONTHS ENDED DECEMBER 31, 1986

L i n e N o.	Area, state or country Community (Airport name) Carrier Type of operation Type of service Hub type and percent of enplanements	Enplaned passengers	Enplaned revenue tons						
			Freight	Express	U.S. Mail		Total	Foreign mail	Total cargo and mail
					Priority	Nonpriority			
1	INTERNATIONAL (CONT.)								
2	WA DOMESTIC-----SCHEDULED	56802	125.81	14.07	219.64	346.15	565.81		705.69
3	WN DOMESTIC-----SCHEDULED	141057							
4	NO DOMESTIC-----SCHEDULED	52891	54.00		308.00		308.00		362.00
5									
6	NO DOMESTIC-----SCHEDULED	52891	54.00		308.00		308.00		362.00
7									
8	ZV DOMESTIC-----SCHEDULED	130897	186.73	51.45	21.79		21.79		261.97
9	NONSCHEDULED	48							
10	ALL SERVICES	130945	186.73	51.45	21.79		21.79		261.97
11									
12	AIRPORT TOTAL								
13	DOMESTIC-----SCHEDULED	3092105	7083.47	411.46	11506.92	3506.08	15013.00		22507.93
14	NONSCHEDULED	8329	2215.00						2215.00
15	ALL SERVICES	3100434	9298.47	411.46	11506.92	3506.08	15013.00		24722.93
16									
17	(KANSAS CITY MUNI) C.00								
18	VK DOMESTIC-----SCHEDULED		1825.00						1825.00
19									
20	ZV DOMESTIC-----SCHEDULED	9295	21.05	15.78	.02		.02		36.85
21	NONSCHEDULED	19							
22	ALL SERVICES	9314	21.05	15.78	.02		.02		36.85
23									
24	AIRPORT TOTAL								
25	DOMESTIC-----SCHEDULED	9295	1846.05	15.78	.02		.02		1861.85
26	NONSCHEDULED	19							
27	ALL SERVICES	9314	1846.05	15.78	.02		.02		1861.85
28									
29	COMMUNITY TOTAL BY CARRIER								
30	AA DOMESTIC-----SCHEDULED	219548	413.25		629.96	255.46	885.42		1298.67
31									
32	AL DOMESTIC-----SCHEDULED	55013	89.58	22.00	337.44		337.44		449.02
33	NONSCHEDULED	49							
34	ALL SERVICES	55062	89.58	22.00	337.44		337.44		449.02
35									
36	BH DOMESTIC-----SCHEDULED	35942	64.12	.02	124.75		124.75		188.89
37	NONSCHEDULED	110							
38	ALL SERVICES	36052	64.12	.02	124.75		124.75		188.89
39									
40	CB DOMESTIC-----SCHEDULED	19296							
41									
42	CO DOMESTIC-----SCHEDULED	110034	279.16	.91	421.06		421.06		701.13
43									
44	DL DOMESTIC-----SCHEDULED	197612	716.76	162.13	1437.03		1437.03		2315.92
45									
46	EA DOMESTIC-----SCHEDULED	628740	1729.48	44.33	2341.65	7.63	2349.28		4123.09
47	NONSCHEDULED	298							
48	ALL SERVICES	629038	1729.48	44.33	2341.65	7.63	2349.28		4123.09
49									
50	EZ DOMESTIC-----SCHEDULED		214.00						214.00
51	NONSCHEDULED		2215.00						2215.00
52	ALL SERVICES		2429.00						2429.00
53									
54	FL DOMESTIC-----SCHEDULED	96734	223.46	22.14	452.31		452.31		697.91
55									
56	FT DOMESTIC-----SCHEDULED		1037.50		134.73		134.73		1172.23
57									
58	HP DOMESTIC-----SCHEDULED	47470	1.51						1.51
59									
60	ML DOMESTIC-----SCHEDULED	52092							
61	NONSCHEDULED	386							
62	ALL SERVICES	52478							
63									
64	MN DOMESTIC-----SCHEDULED	46498	72.35		459.56		459.56		531.91
65									
66	CZ DOMESTIC-----SCHEDULED	111584	97.48	.98	682.00	.73	682.73		781.19
67	NONSCHEDULED	1855							
68	ALL SERVICES	113439	97.48	.98	682.00	.73	682.73		781.19
69									
70	PA DOMESTIC-----SCHEDULED	17427	14.26		163.34		163.34		177.60
71	NONSCHEDULED	116							
72	ALL SERVICES	17543	14.26		163.34		163.34		177.60
73									
74	QS DOMESTIC-----SCHEDULED	51533	6.67		6.27		6.27		14.94
75									
76	RC DOMESTIC-----SCHEDULED	174148	673.51	11.91	1308.16	33.40	1341.56		2026.98
77	NONSCHEDULED	461							
78	ALL SERVICES	174589	673.51	11.91	1308.16	33.40	1341.56		2026.98
79									
80	TW DOMESTIC-----SCHEDULED	591488	779.01	48.91	1454.47	2457.55	3512.02		4739.94
81	NONSCHEDULED	1383							
82	ALL SERVICES	592871	779.01	48.91	1454.47	2457.55	3512.02		4739.94
83									
84	UA DOMESTIC-----SCHEDULED	255299	300.83	32.61	1004.74	405.16	1409.90		1743.34
85	NONSCHEDULED	3643							
86	ALL SERVICES	258942	300.83	32.61	1004.74	405.16	1409.90		1743.34
87									
88	VK DOMESTIC-----SCHEDULED		1825.00						1825.00
89									
90	WA DOMESTIC-----SCHEDULED	56802	125.81	14.07	219.64	346.15	565.81		705.69
91									
92	WN DOMESTIC-----SCHEDULED	141057							
93									
94	NO DOMESTIC-----SCHEDULED	52891	54.00		308.00		308.00		362.00
95									
96	ZV DOMESTIC-----SCHEDULED	140192	209.78	67.23	21.81		21.81		298.82
97	NONSCHEDULED	67							
98	ALL SERVICES	140259	209.78	67.23	21.81		21.81		298.82
99									
100	COMMUNITY TOTAL								
101	DOMESTIC-----SCHEDULED	3101400	8929.52	427.24	11506.94	3506.08	15013.02		24369.78
102	NONSCHEDULED	8348	2215.00						2215.00
103	ALL SERVICES	3109748	11144.52	427.24	11506.94	3506.08	15013.02		26584.78
104									
105									
106	ST. LOUIS L 2.42								
107	(LAMBERT-ST LOUIS MUNI)								
108	AA DOMESTIC-----SCHEDULED	169997	570.19		525.37	203.52	728.89		1299.08
109	NONSCHEDULED	100							
110	ALL SERVICES	169997	570.19		525.37	203.52	728.89		1299.08
111									
112									

TABLE 6
ENPLANED REVENUE PASSENGERS, ENPLANED REVENUE TONS OF CARGO AND MAIL, AND AIR TRAFFIC
HUB CLASSIFICATIONS, BY TYPE OF OPERATION, BY TYPE OF SERVICE, BY COMMUNITY, AND BY CARRIER
12 MONTHS ENDED DECEMBER 31, 1984

L i n e N o.	Ave. state or country Community (Airport name) Carrier Type of operation Type of service Hub type and percent of enplanements	Enplaned passengers	Enplaned revenue tons					
			Freight	Express	U.S. Mail		Foreign mail	Total cargo and mail
					Priority	Nonpriority		
2	3	4	5	6	7	8	9	
1	LAMBERT-ST LOUIS MUNI (CONT.)							
2	AL DOMESTIC-----SCHEDULED	49137	137.77	5.78	204.53		204.53	348.08
3	NONSCHEDULED	261						
4	ALL SERVICES	49398	137.77	5.78	204.53		204.53	348.08
5	CB DOMESTIC-----SCHEDULED	77011						
6	CO DOMESTIC-----SCHEDULED	253			.35		.35	.35
7	DL DOMESTIC-----SCHEDULED	184706	646.52	28.67	723.65		723.65	1398.84
8	NONSCHEDULED	424						
9	ALL SERVICES	185130	646.52	28.67	723.65		723.65	1398.84
10	EA DOMESTIC-----SCHEDULED	135695	473.36	30.40	626.53	.19	626.72	1130.48
11	NONSCHEDULED	279						
12	ALL SERVICES	135974	473.36	30.40	626.53	.19	626.72	1130.48
13	FL DOMESTIC-----SCHEDULED	85709	448.71	23.95	243.07		243.07	715.73
14	FT DOMESTIC-----SCHEDULED		2425.91		805.15		805.15	3231.06
15	ML DOMESTIC-----SCHEDULED	6262						
16	NONSCHEDULED	35						
17	ALL SERVICES	6297						
18	NM DOMESTIC-----SCHEDULED	52390	106.91	.07	155.54		155.54	262.52
19	NONSCHEDULED	97						
20	ALL SERVICES	52487	106.91	.07	155.54		155.54	262.52
21	OZ DOMESTIC-----SCHEDULED	2208196	4906.82	207.73	6267.64		6267.64	11382.19
22	NONSCHEDULED	11623	13.38					13.38
23	ALL SERVICES	2219819	4920.20	207.73	6267.64		6267.64	11395.57
24	PA DOMESTIC-----SCHEDULED	23383	8.44	.02	88.79	.05	88.84	97.30
25	NONSCHEDULED	113						
26	ALL SERVICES	23496	8.44	.02	88.79	.05	88.84	97.30
27	RC DOMESTIC-----SCHEDULED	75650	262.03	13.64	499.25	3.82	503.07	778.74
28	NONSCHEDULED	482						
29	ALL SERVICES	76132	262.03	13.64	499.25	3.82	503.07	778.74
30	RJ DOMESTIC-----SCHEDULED	37205	20.48					20.48
31	SI DOMESTIC-----SCHEDULED	51275	110.60	16.00	106.50		106.50	233.10
32	TV DOMESTIC-----SCHEDULED	23798	253.50		1.00		1.00	254.50
33	NONSCHEDULED	27507	180.70		1.00		1.00	180.70
34	ALL SERVICES	51305	434.20		1.00		1.00	435.20
35	TM DOMESTIC-----SCHEDULED	4540747	18787.20	77.83	27747.60	4304.43	32052.03	50917.06
36	NONSCHEDULED	119						
37	ALL SERVICES	4540866	18787.20	77.83	27747.60	4304.43	32052.03	50917.06
38	UA DOMESTIC-----SCHEDULED	126238	99.90	17.96	677.15		677.15	795.01
39	NONSCHEDULED	3551						
40	ALL SERVICES	129789	99.90	17.96	677.15		677.15	795.01
41	VK DOMESTIC-----SCHEDULED		3059.00					3059.00
42	WA DOMESTIC-----SCHEDULED	53440	139.76	8.53	168.51		168.51	316.80
43	ZV DOMESTIC-----SCHEDULED	963	.31		.02		.02	.33
44	COMMUNITY TOTAL							
45	DOMESTIC-----SCHEDULED	7901655	32457.41	430.58	38840.65	4512.01	43352.66	76240.65
46	NONSCHEDULED	44591	194.08					194.08
47	ALL SERVICES	7946046	32651.49	430.58	38840.65	4512.01	43352.66	76434.73
48	SPRINGFIELD (SPRINGFIELD MUNI) N 0.00							
49	FL DOMESTIC-----SCHEDULED	46332	40.54	4.67	.75		.75	45.96
50	OZ DOMESTIC-----SCHEDULED	90930	254.49	4.48	22.27		22.27	281.24
51	NONSCHEDULED	184						
52	ALL SERVICES	91114	254.49	4.48	22.27		22.27	281.24
53	ZV DOMESTIC-----SCHEDULED	20342	6.44	4.62	10.87		10.87	21.93
54	COMMUNITY TOTAL							
55	DOMESTIC-----SCHEDULED	157604	301.47	13.77	33.89		33.89	349.13
56	NONSCHEDULED	184						
57	ALL SERVICES	157788	301.47	13.77	33.89		33.89	349.13
58	MONTANA							
59	BELLINGHUS (LOGAN FIELD) S 0.09							
60	FL DOMESTIC-----SCHEDULED	78001	76.49	12.43	936.94		936.94	1025.86
61	NM DOMESTIC-----SCHEDULED	128821	228.73	1.74	988.98	6.93	987.91	1218.36
62	UA DOMESTIC-----SCHEDULED	38175	20.83	4.90	168.62	.04	168.66	193.99
63	NONSCHEDULED	80						
64	ALL SERVICES	38255	20.83	4.90	168.62	.04	168.66	193.99
65	WA DOMESTIC-----SCHEDULED	47754	54.08	17.00	199.46		199.46	231.54
66	NONSCHEDULED	23						
67	ALL SERVICES	47779	54.08	17.00	199.46		199.46	231.54
68	COMMUNITY TOTAL							
69	DOMESTIC-----SCHEDULED	204783	388.13	36.47	2246.00	6.97	2252.97	2609.97
70	NONSCHEDULED	105						
71	ALL SERVICES	204888	388.13	36.47	2246.00	6.97	2252.97	2609.97

TABLE 6
 ENPLANED REVENUE PASSENGERS, ENPLANED REVENUE TONS OF CARGO AND MAIL, AND AIR TRAFFIC
 HUB CLASSIFICATIONS, BY TYPE OF OPERATION, BY TYPE OF SERVICE, BY COMMUNITY, AND BY CARRIER
 12 MONTHS ENDED DECEMBER 31, 1984

Line No.	Area, state or country Community (Airport name) Carrier Type of operation Type of service Hub type and percent of enplanements	Enplaned passengers	Enplaned revenue tons						
			Freight	Express	U. S. Mail		Total	Foreign mail	Total cargo and mail
					Priority	Nonpriority			
1	2	3	4	5	6	7	8	9	
1	MONTANA (CONT.)								
2	BOZEMAN (GALLATIN FLD) N C.00								
3	FL DOMESTIC-----SCHEDULED	30561	40.96	2.31	11.29		11.29		56.56
4	MM DOMESTIC-----SCHEDULED	24815	88.86		9.47		9.47		98.33
5	MA DOMESTIC-----SCHEDULED	26711	28.67	2.89	5.62	.07	5.69		37.25
6	COMMUNITY TOTAL DOMESTIC-----SCHEDULED	82087	158.49	5.20	26.38	.07	26.45		190.14
7									
8	BUTTE (SILVER BOW COUNTY) N C.00								
9	MM DOMESTIC-----SCHEDULED	365	.52		1.90		1.90		2.42
10	MA DOMESTIC-----SCHEDULED	22301	57.00	5.68	243.27		243.27		305.95
11	COMMUNITY TOTAL DOMESTIC-----SCHEDULED	22666	57.52	5.68	245.17		245.17		308.37
12									
13	GREAT FALLS (GREAT FALLS INTERNATIONAL) N C.00								
14	FL DOMESTIC-----SCHEDULED	27716	51.06	2.76	102.69		102.69		156.51
15	MM DOMESTIC-----SCHEDULED	56635	103.08		116.20	1.21	117.41		220.49
16	UA DOMESTIC-----SCHEDULED	11016	3.60	.62	5.32		5.32		9.54
17	MA DOMESTIC-----SCHEDULED	33114	67.91	5.43	95.34	.31	95.65		168.99
18	COMMUNITY TOTAL DOMESTIC-----SCHEDULED	128479	225.65	8.81	319.55	1.52	321.07		555.53
19									
20	HELENA (HELENA) N C.00								
21	FL DOMESTIC-----SCHEDULED	14132	27.55	1.37	7.31		7.31		36.23
22	MM DOMESTIC-----SCHEDULED	17208	24.97		29.89	.16	30.05		55.02
23	MA DOMESTIC-----SCHEDULED	20642	36.28	9.34	111.43		111.43		157.05
24	COMMUNITY TOTAL DOMESTIC-----SCHEDULED	51982	88.80	10.71	148.63	.16	148.79		248.30
25									
26	KALISPELL (GLACIER PARK INTL) N C.00								
27	FL DOMESTIC-----SCHEDULED	22841	17.36	2.58	17.28		17.28		37.22
28	MA DOMESTIC-----SCHEDULED	17699	53.72	5.64	20.80	.01	20.81		80.17
29	NON SCHEDULED ALL SERVICES	938							
30	COMMUNITY TOTAL DOMESTIC-----SCHEDULED	18637	53.72	5.64	20.80	.01	20.81		80.17
31	COMMUNITY TOTAL DOMESTIC-----NON SCHEDULED ALL SERVICES	40540	71.08	8.22	38.08	.01	38.09		117.39
32	COMMUNITY TOTAL DOMESTIC-----NON SCHEDULED ALL SERVICES	938							
33	COMMUNITY TOTAL DOMESTIC-----ALL SERVICES	41478	71.08	8.22	38.08	.01	38.09		117.39
34									
35	MISSOULA (JOHNSON - BELL FIELD) N C.00								
36	FL DOMESTIC-----SCHEDULED	39226	44.75	3.23	92.26		92.26		140.24
37	MM DOMESTIC-----SCHEDULED	46662	87.87		119.09	.09	119.98		207.85
38	MA DOMESTIC-----SCHEDULED	34286	17.53	7.00	146.85	.03	146.88		171.41
39	COMMUNITY TOTAL DOMESTIC-----SCHEDULED	120174	150.15	10.23	358.20	.92	359.12		519.50
40									
41	WEST YELLOWSTONE (YELLOWSTONE) N C.00								
42	FL DOMESTIC-----SCHEDULED	3433	.27						.27
43									
44	NEBRASKA								
45									
46	GRAND ISLAND (GRAND ISLAND AIR PARK) N C.00								
47	FL DOMESTIC-----SCHEDULED	27418	27.28	3.91	6.49		6.49		39.68
48	ZV DOMESTIC-----SCHEDULED	3768	1.39	.15	2.89		2.89		4.43
49	COMMUNITY TOTAL DOMESTIC-----SCHEDULED	31186	28.67	4.06	11.38		11.38		44.11
50									
51	LINCOLN (LINCOLN HUB) N C.00								
52	FL DOMESTIC-----SCHEDULED	56882	52.14	12.74	117.87		117.87		182.75
53	UA DOMESTIC-----SCHEDULED	78000	79.67	20.14	123.55		123.55		219.36
54	NON SCHEDULED ALL SERVICES	192							
55	COMMUNITY TOTAL DOMESTIC-----NON SCHEDULED ALL SERVICES	78192	79.67	20.14	123.55		123.55		219.36
56									
57									
58									
59									
60									
61									
62									
63									
64									
65									
66									
67									
68									
69									
70									
71									
72									
73									
74									
75									
76									
77									
78									
79									
80									
81									
82									
83									
84									
85									
86									
87									
88									
89									
90									
91									
92									
93									
94									
95									
96									
97									
98									
99									
100									
101									
102									
103									
104									
105									
106									
107									
108									
109									
110									
111									
112									

TABLE 6
 ENPLANED REVENUE PASSENGERS, ENPLANED REVENUE TONS OF CARGO AND MAIL, AND AIR TRAFFIC
 HUB CLASSIFICATIONS, BY TYPE OF OPERATION, BY TYPE OF SERVICE, BY COMMUNITY, AND BY CARRIER
 12 MONTHS ENDED DECEMBER 31, 1984

Line No.	Area, state or country Community (Airport name) Carrier Type of operation Type of service Hub type and percent of enplanements	Enplaned passengers	Enplaned revenue tons						
			Freight	Express	U.S. Mail			Foreign mail	Total cargo and mail
					Priority	Nonpriority	Total		
1	2	3	4	5	6	7	8	9	
1	LINCOLN MUNI (CONT.)								
2	ZV DOMESTIC-----SCHEDULED	17880	15.36	5.00	13.98		13.98		34.34
3	COMMUNITY TOTAL								
4	DOMESTIC-----SCHEDULED	152762	143.17	37.88	255.40		255.40		436.45
5	NONSCHEDULED	192							
6	ALL SERVICES	152954	143.17	37.88	255.40		255.40		436.45
7									
8									
9									
10									
11	NORTH PLATTE N C.00								
12	(LEE BIRD FIELD)								
13	PL DOMESTIC-----SCHEDULED	12510	14.11	2.87	1.62		1.62		18.60
14									
15									
16									
17	OMAHA N C.30								
18	(EPPLEY AIRFIELD)								
19	AA DOMESTIC-----SCHEDULED	81737	122.49		481.44	53.68	535.12		657.61
20	CG DOMESTIC-----SCHEDULED	47936	77.79		97.43		97.43		175.22
21	EA DOMESTIC-----SCHEDULED	51761	214.14	7.52	664.61	.71	665.32		886.98
22	FL DOMESTIC-----SCHEDULED	102849	176.35	32.73	347.72		347.72		556.80
23	NP DOMESTIC-----SCHEDULED	62363	2.53						2.53
24	NW DOMESTIC-----SCHEDULED	87899	166.99		761.08	1.09	762.17		929.16
25	OD DOMESTIC-----SCHEDULED	1994							
26	OZ DOMESTIC-----SCHEDULED	54978	43.70	3.62	522.27		522.27		569.59
27	NONSCHEDULED	2138							
28	ALL SERVICES	57116	43.70	3.62	522.27		522.27		569.59
29	RC DOMESTIC-----SCHEDULED	74164	189.31	38.42	687.08	6.76	693.84		921.57
30	NONSCHEDULED	641			687.08	6.76	693.84		921.57
31	ALL SERVICES	74805	189.31	38.42	687.08	6.76	693.84		921.57
32	TW DOMESTIC-----SCHEDULED	94074	49.32	.15	922.95	6.77	929.72		979.19
33	UA DOMESTIC-----SCHEDULED	268715	1056.36	92.42	2268.67	73.35	2342.02		3490.80
34	NONSCHEDULED	480			2268.67	73.35	2342.02		3490.80
35	ALL SERVICES	269195	1056.36	92.42	2268.67	73.35	2342.02		3490.80
36	WA DOMESTIC-----SCHEDULED	38646	52.70	8.28	180.40	2.19	182.59		243.57
37	ZV DOMESTIC-----SCHEDULED	14518	5.03	.98	.02		.02		6.03
38	COMMUNITY TOTAL								
39	DOMESTIC-----SCHEDULED	981634	2156.71	184.12	6933.67	144.55	7078.22		9419.05
40	NONSCHEDULED	3259			6933.67	144.55	7078.22		9419.05
41	ALL SERVICES	984893	2156.71	184.12	6933.67	144.55	7078.22		9419.05
42									
43									
44									
45									
46									
47									
48									
49									
50									
51	SCOTTSBLUFF N C.00								
52	(SCOTTSBLUFF COUNTY)								
53	FL DOMESTIC-----SCHEDULED	14393	8.50	2.22	1.57		1.57		12.29
54	COMMUNITY TOTAL								
55	DOMESTIC-----SCHEDULED	14393	8.50	2.22	1.57		1.57		12.29
56									
57									
58									
59									
60									
61									
62									
63									
64									
65									
66									
67	NEVADA								
68									
69									
70	ELKO N C.00								
71	(ELKO MUNI)								
72	GG DOMESTIC-----SCHEDULED	10767	26.10		2.40		2.40		28.50
73									
74									
75									
76									
77	ELY N C.00								
78	(ELY APT (YELLAND FLD))								
79	GG DOMESTIC-----SCHEDULED	3192	15.80		15.10		15.10		30.90
80									
81									
82	CARSON CITY N C.00								
83	(CARSON CITY)								
84	GG DOMESTIC-----SCHEDULED	460	.10						.10
85									
86									
87									
88	LAS VEGAS L 1.32								
89	(MC CARRAN INTL)								
90	AA DOMESTIC-----SCHEDULED	404284	291.36		479.73	1.24	480.97		722.33
91	NONSCHEDULED	144			429.73	1.24	430.97		722.33
92	ALL SERVICES	404428	291.36		429.73	1.24	430.97		722.33
93	BN DOMESTIC-----SCHEDULED	88771	5.85		21.75		21.75		27.60
94	NONSCHEDULED	3924			21.75		21.75		27.60
95	ALL SERVICES	92695	5.85		21.75		21.75		27.60
96	CL DOMESTIC-----SCHEDULED	308	.10						.10
97	CO DOMESTIC-----SCHEDULED	32419	19.37		13.21		13.21		28.58
98	DL DOMESTIC-----SCHEDULED	170241	194.19	2.16	88.54		88.54		276.89
99	EA DOMESTIC-----SCHEDULED	211941	156.94	5.75	331.88	13.13	345.01		707.67
100	FL DOMESTIC-----SCHEDULED	144881	42.55	.58	111.04		111.04		154.89
101	GP DOMESTIC-----SCHEDULED	119543	.89						.89
102									
103									
104									
105									
106									
107									
108									
109									
110									
111									
112									

TABLE 4
 ENPLANED REVENUE PASSENGERS, ENPLANED REVENUE TONS OF CARGO AND MAIL, AND AIR TRAFFIC
 HUB CLASSIFICATIONS, BY TYPE OF OPERATION, BY TYPE OF SERVICE, BY COMMUNITY, AND BY CARRIER
 12 MONTHS ENDED DECEMBER 31, 1984

L i n e No.	Area, state or country Community (Airport name) Carrier Type of operation Type of service Hub type and percent of enplanements	Enplaned passengers	Enplaned revenue tons					
			Freight	Express	U. S. Mail		Foreign mail	Total cargo and mail
					Priority	Nonpriority		
1	2	3	4	5	6	7	8	9
1	NC CARRAN INTL (CONT.)							
2	JK DOMESTIC-----SCHEDULED	143897		4.00	16.00	9.00	25.00	29.00
3	JK DOMESTIC-----NONSCHEDULED	482						
4	JK DOMESTIC-----ALL SERVICES	144379		4.00	16.00	9.00	25.00	29.00
5								
6	NC DOMESTIC-----SCHEDULED	46838						
7								
8	NM DOMESTIC-----SCHEDULED	30466	27.93		80.00		80.00	107.93
9	NM DOMESTIC-----NONSCHEDULED	14017						
10	NM DOMESTIC-----ALL SERVICES	44483	27.93		80.00		80.00	107.93
11								
12	GZ DOMESTIC-----SCHEDULED	54209	8.92	1.30	34.66		34.66	44.88
13	GZ DOMESTIC-----NONSCHEDULED	5139			.01		.01	.01
14	GZ DOMESTIC-----ALL SERVICES	59348	8.92	1.30	34.67		34.67	44.89
15								
16	PA DOMESTIC-----SCHEDULED	15939	4.27					4.27
17	PA DOMESTIC-----NONSCHEDULED	91						
18	PA DOMESTIC-----ALL SERVICES	16030	4.27					4.27
19								
20	PS DOMESTIC-----SCHEDULED	398030	29.80		59.14		59.14	88.94
21	PS DOMESTIC-----NONSCHEDULED	2518						
22	PS DOMESTIC-----ALL SERVICES	400548	29.80		59.14		59.14	88.94
23								
24	QG DOMESTIC-----SCHEDULED	13491	15.30		.50		.50	15.80
25								
26	QS DOMESTIC-----SCHEDULED	43064	7.97					7.97
27								
28	RC DOMESTIC-----SCHEDULED	543139	735.57	6.87	109.51	4.59	114.10	856.54
29	RC DOMESTIC-----NONSCHEDULED	5465	-.29					-.29
30	RC DOMESTIC-----ALL SERVICES	548604	735.86	6.87	109.51	4.59	114.10	856.83
31								
32	TN DOMESTIC-----SCHEDULED	182396	117.14	1.21	211.94		211.94	330.29
33								
34	UA DOMESTIC-----SCHEDULED	682112	2216.70	58.47	902.43	1.58	904.01	3179.18
35	UA DOMESTIC-----NONSCHEDULED	24245						
36	UA DOMESTIC-----ALL SERVICES	706357	2216.70	58.47	902.43	1.58	904.01	3179.18
37								
38	WA DOMESTIC-----SCHEDULED	634254	292.84	39.14	278.79	39.17	317.96	649.94
39	WA DOMESTIC-----NONSCHEDULED	244						
40	WA DOMESTIC-----ALL SERVICES	634498	292.84	39.14	278.79	39.17	317.96	649.94
41								
42	MN DOMESTIC-----SCHEDULED	285413						
43	MN DOMESTIC-----NONSCHEDULED	118						
44	MN DOMESTIC-----ALL SERVICES	285531						
45								
46	COMMUNITY TOTAL							
47	DOMESTIC-----SCHEDULED	4266451	4163.69	119.40	2881.07	68.73	2949.80	7232.89
48	DOMESTIC-----NONSCHEDULED	56387	-.29		.01		.01	.30
49	DOMESTIC-----ALL SERVICES	4322838	4163.98	119.40	2881.08	68.73	2949.81	7233.19
50								
51								
52								
53	REND (REND INTL) M C.39							
54	AA DOMESTIC-----SCHEDULED	81262	78.47		149.59	.01	149.60	228.07
55								
56	EA DOMESTIC-----SCHEDULED	94234	137.65	21.90	169.45	5.56	175.01	334.56
57								
58	FL DOMESTIC-----SCHEDULED	83128	69.48	10.90	107.63		107.63	188.01
59								
60	JK DOMESTIC-----SCHEDULED	7013		1.00				1.00
61								
62	DC DOMESTIC-----SCHEDULED	249140	71.60	2.10	163.39		163.39	237.09
63	DC DOMESTIC-----NONSCHEDULED	728						
64	DC DOMESTIC-----ALL SERVICES	249868	71.60	2.10	163.39		163.39	237.09
65								
66	PS DOMESTIC-----SCHEDULED	113724	14.10		14.32		14.32	28.42
67	PS DOMESTIC-----NONSCHEDULED	5236						
68	PS DOMESTIC-----ALL SERVICES	118962	14.10		14.32		14.32	28.42
69								
70	GG DOMESTIC-----SCHEDULED	11310	27.00		47.90		47.90	74.90
71								
72	RC DOMESTIC-----SCHEDULED	41161	59.65	1.49	91.72	1.93	93.65	154.79
73	RC DOMESTIC-----NONSCHEDULED	369						
74	RC DOMESTIC-----ALL SERVICES	41530	59.65	1.49	91.72	1.93	93.65	154.79
75								
76	UA DOMESTIC-----SCHEDULED	364223	555.25	75.45	554.05		554.05	1184.75
77	UA DOMESTIC-----NONSCHEDULED	1402						
78	UA DOMESTIC-----ALL SERVICES	365625	555.25	75.45	554.05		554.05	1184.75
79								
80	WA DOMESTIC-----SCHEDULED	166142	139.60	29.35	241.10	.58	241.68	410.63
81	WA DOMESTIC-----NONSCHEDULED	218						
82	WA DOMESTIC-----ALL SERVICES	166360	139.60	29.35	241.10	.58	241.68	410.63
83								
84	WC DOMESTIC-----SCHEDULED	62530	38.55		67.34	7.21	74.55	113.10
85	WC DOMESTIC-----NONSCHEDULED	431						
86	WC DOMESTIC-----ALL SERVICES	62961	38.55		67.34	7.21	74.55	113.10
87								
88	COMMUNITY TOTAL							
89	DOMESTIC-----SCHEDULED	1273899	1191.35	142.19	1606.49	15.29	1621.78	2955.32
90	DOMESTIC-----NONSCHEDULED	8304						
91	DOMESTIC-----ALL SERVICES	1282203	1191.35	142.19	1606.49	15.29	1621.78	2955.32
92								
93								
94								
95								
96								
97								
98								
99								
100	MANCHESTER/CONCORD (MUNICIPAL) M C.00							
101	UA DOMESTIC-----SCHEDULED	8536	1.91	.49	183.04		183.04	186.24
102								
103	COMMUNITY TOTAL							
104	DOMESTIC-----SCHEDULED	8536	1.91	.49	183.04		183.04	186.24
105								
106								
107								
108								
109								
110								
111								
112								

TABLE 6
 EXPLAINED REVENUE PASSENGERS, EXPLAINED REVENUE TONS OF CARGO AND MAIL, AND AIR TRAFFIC
 HUB CLASSIFICATIONS, BY TYPE OF OPERATION, BY TYPE OF SERVICE, BY COMMUNITY, AND BY CARRIER
 12 MONTHS ENDED DECEMBER 31, 1964

Line No.	Area, state or country Community (Airport name) Carrier Type of operation Type of service Hub type and percent of enplanements	Enplaned passengers	Enplaned revenue tons					Total cargo and mail
			Freight	Expense	U.S. Mail		Foreign mail	
					Priority	Nonpriority		
1	2	3	4	5	6	7	8	9
1	NEW JERSEY							
5	ATLANTIC CITY (NAFEC ATLANTIC CITY/PONDONA) N C.00							
6	NI DOMESTIC-----SCHEDULED	119640						
8	PE DOMESTIC-----SCHEDULED	25405						
11	COMMUNITY TOTAL DOMESTIC-----SCHEDULED	145045						
16	NEWARK (NEWARK) L 3.58							
17	AA DOMESTIC-----SCHEDULED	450227	1121.20		757.81	1026.85	1784.66	2905.86
18	NONSCHEDULED ALL SERVICES	100						
19	450327	1121.20			757.81	1026.85	1784.66	2905.86
22	AL DOMESTIC-----SCHEDULED	663103	615.97	47.58	2262.18		2262.18	2925.73
23	NONSCHEDULED ALL SERVICES	194						
24	463297	615.97	47.58	2262.18		2262.18		2925.73
25	BN DOMESTIC-----SCHEDULED	25795	25.93		8.30		8.30	34.23
26	NONSCHEDULED ALL SERVICES	131						
27	25926	25.93		8.30		8.30		34.23
30	CB DOMESTIC-----SCHEDULED	22213						
31	CO DOMESTIC-----SCHEDULED	113428	1152.06	.01	574.67	104.00	678.67	1830.74
32	NONSCHEDULED ALL SERVICES	151						
33	113979	1152.06	.01	574.67	104.00	678.67		1830.74
35	DL DOMESTIC-----SCHEDULED	502794	3947.49	114.77	1945.11		1945.11	6007.37
36	NONSCHEDULED ALL SERVICES	565						
37	903359	3947.49	114.77	1945.11		1945.11		6007.37
39	EA DOMESTIC-----SCHEDULED	1162792	6217.66	190.87	3032.32	2288.01	5320.33	11728.86
40	NONSCHEDULED ALL SERVICES	334						
41	1169066	6217.66	190.87	3032.32	2288.01	5320.33		11728.86
43	EA INTERNATIONAL--SCHEDULED	47884	848.69	27.20	78.13	47.68	125.81	1001.70
44	EA TOTAL-----SCHEDULED	1210616	7066.35	218.07	3110.45	2335.69	5446.14	12730.56
45	NONSCHEDULED ALL SERVICES	334						
46	1210950	7066.35	218.07	3110.45	2335.69	5446.14		12730.56
49	FT DOMESTIC-----SCHEDULED		2543.62		311.85	3.51	315.36	2858.98
51	IM DOMESTIC-----SCHEDULED	267						
52	ML DOMESTIC-----SCHEDULED	60661						
53	NM DOMESTIC-----SCHEDULED	253118	1443.32	1.10	1076.26	1011.18	2087.44	3531.86
54	NM INTERNATIONAL--SCHEDULED	256						
55	253374	1443.32	1.10	1076.26	1011.18	2087.44		3531.86
56	NY DOMESTIC-----SCHEDULED	475090	7.00					7.00
57	GZ DOMESTIC-----NONSCHEDULED	256						
58	PA DOMESTIC-----SCHEDULED	78348	11.06		85.60		85.60	96.66
59	NONSCHEDULED ALL SERVICES	446						
60	79014	11.06		85.60		85.60		96.66
61	PA INTERNATIONAL--NONSCHEDULED	353						
62	PA TOTAL-----SCHEDULED	78348	11.06		85.60		85.60	96.66
63	NONSCHEDULED ALL SERVICES	1019						
64	79367	11.06		85.60		85.60		96.66
65	PE DOMESTIC-----SCHEDULED	570398	2428.33					2428.33
66	PE INTERNATIONAL--SCHEDULED	17247	1096.17					1096.17
67	PE TOTAL-----SCHEDULED	587645	3524.50					3524.50
68	PJ DOMESTIC-----SCHEDULED	790149	1491.72	97.20	2745.57		2745.57	4334.49
69	NONSCHEDULED ALL SERVICES	167						
70	790396	1491.72	97.20	2745.57		2745.57		4334.49
71	TN DOMESTIC-----SCHEDULED	229355	2460.93	13.16	724.57	660.70	1385.27	3859.34
72	NONSCHEDULED ALL SERVICES	192						
73	229547	2460.93	13.16	724.57	660.70	1385.27		3859.34
74	UA DOMESTIC-----SCHEDULED	752972	11211.15	206.43	2967.08	6827.00	9794.08	21211.64
75	NONSCHEDULED ALL SERVICES	4036						
76	757008	11211.15	206.43	2967.08	6827.00	9794.08		21211.64
77	UR DOMESTIC-----SCHEDULED	7834	1.58	1.09				2.67
78	NONSCHEDULED ALL SERVICES	152						
79	7986	1.58	1.09					2.67
80	VK DOMESTIC-----SCHEDULED		9199.00					9199.00
81	WD DOMESTIC-----SCHEDULED	221797	3126.00		1132.00		1132.00	4258.00
82	VX DOMESTIC-----SCHEDULED	379						
83	COMMUNITY TOTAL DOMESTIC-----SCHEDULED	11516080	47004.02	672.21	17623.32	11921.25	29544.57	77220.80
84	NONSCHEDULED ALL SERVICES	6994						
85	11523024	47004.02	672.21	17623.32	11921.25	29544.57		77220.80
86	INTERNATIONAL--SCHEDULED	220587	1944.86	27.20	78.13	47.68	125.81	2097.87
87	NONSCHEDULED ALL SERVICES	353						
88	220940	1944.86	27.20	78.13	47.68	125.81		2097.87

TABLE 6
 ENPLANED REVENUE PASSENGERS, ENPLANED REVENUE TONS OF CARGO AND MAIL, AND AIR TRAFFIC
 HUB CLASSIFICATIONS, BY TYPE OF OPERATION, BY TYPE OF SERVICE, BY COMMUNITY, AND BY CARRIER
 12 MONTHS ENDED DECEMBER 31, 1984

Line No.	Area, state or country Community (Airport name) Carrier Type of operation Type of service Hub type and percent of enplanements	Enplaned passengers	Enplaned revenue tons						
			Freight	Express	U.S. Mail			Foreign mail	Total cargo and mail
					Priority	Nonpriority	Total		
1	2	3	4	5	6	7	8	9	
1	COMMUNITY TOTAL (CONT.)								
2	TOTAL-----SCHEDULED	11 736667	48948.88	699.41	17701.45	11968.93	29670.38	79318.67	
3	NONSCHEDULED	7297							
4	ALL SERVICES	11 763964	48948.88	699.41	17701.45	11968.93	29670.38	79318.67	
8	TRENTON N C-00								
9	(MERCER COUNTY)								
10	UA DOMESTIC-----SCHEDULED	10346	.19	.02	.86		.86	1.07	
14	NEW MEXICO								
18	ALBUQUERQUE N C-53								
19	(ALBUQUERQUE SUNPRT/KIRTLND APB)								
20	AA DOMESTIC-----SCHEDULED	178463	155.67		767.66	77.53	845.19	1000.86	
21	CO DOMESTIC-----SCHEDULED	72696	66.00		206.57		206.57	272.57	
22	DL DOMESTIC-----SCHEDULED	112494	169.96	11.00	178.50		178.50	359.46	
23	EA DOMESTIC-----SCHEDULED	40846	63.41	2.71	207.19	1.68	208.87	274.99	
24	FL DOMESTIC-----SCHEDULED	117864	97.83	24.87	797.84		797.84	920.54	
25	FT DOMESTIC-----SCHEDULED		6.54		.57		.57	7.11	
26	HP DOMESTIC-----SCHEDULED	122745	14.02					14.02	
27	PS DOMESTIC-----SCHEDULED	91560	2.67		294.37		294.37	297.04	
28	TM DOMESTIC-----SCHEDULED	115520	243.63	2.63	501.84	66.31	568.15	814.41	
29	UA DOMESTIC-----SCHEDULED	111498	77.56	10.84	815.31	.01	815.32	903.72	
30	NONSCHEDULED	282							
31	ALL SERVICES	111780	77.56	10.84	815.31	.01	815.32	903.72	
32	WA DOMESTIC-----SCHEDULED	141766	316.48	33.14	676.16	410.68	1086.84	1436.46	
33	NONSCHEDULED	81							
34	ALL SERVICES	141847	316.48	33.14	676.16	410.68	1086.84	1436.46	
35	WC DOMESTIC-----SCHEDULED	3111	2.28		4.92	60.00	64.92	67.20	
36	WN DOMESTIC-----SCHEDULED	575478							
37	NONSCHEDULED	244							
38	ALL SERVICES	575922							
39	ZV DOMESTIC-----SCHEDULED	39580	377.07	7.09	95.83		95.83	479.99	
40	COMMUNITY TOTAL								
41	DOMESTIC-----SCHEDULED	1723821	1593.12	92.28	4546.76	616.21	5162.97	6848.37	
42	NONSCHEDULED	607							
43	ALL SERVICES	1724428	1593.12	92.28	4546.76	616.21	5162.97	6848.37	
61	CARLSBAD N C-00								
62	(CAVERN CITY AIR TERM.)								
63	ZV DOMESTIC-----SCHEDULED	5528	4.55	.06				4.61	
66	CLOVIS N C-00								
67	(CLOVIS MUNI)								
68	ZV DOMESTIC-----SCHEDULED	5631	24.09	.18	3.34		3.34	27.61	
72	FARRINGTON N C-00								
73	(FARRINGTON MUNI)								
74	FL DOMESTIC-----SCHEDULED	13964	31.49	4.00	3.69		3.69	39.18	
75	ZV DOMESTIC-----SCHEDULED	14010	19.34	.40	3.33		3.33	23.07	
76	COMMUNITY TOTAL								
77	DOMESTIC-----SCHEDULED	27974	50.83	4.40	7.02		7.02	62.25	
84	HOBBS N C-00								
85	(LEA COUNTY/HOBBS)								
86	ZV DOMESTIC-----SCHEDULED	2236	12.93	.56				13.49	
90	ROSWELL N C-00								
91	(INDUSTRIAL AIR CENTER)								
92	ZV DOMESTIC-----SCHEDULED	12389	37.07	.45	2.09		2.09	39.61	
93	COMMUNITY TOTAL								
94	DOMESTIC-----SCHEDULED	12389	37.07	.45	2.09		2.09	39.61	
98	SANTA FE N C-00								
99	(SANTA FE COUNTY MUNI)								
100	COMMUNITY TOTAL								
101	SILVER CITY/MARLEY/DORING N C-00								
102	(SILVER CITY & GRANT CO)								
103	ZV DOMESTIC-----SCHEDULED	2479	4.94	.02				4.96	

TABLE 4
 ENPLANED REVENUE PASSENGERS, ENPLANED REVENUE TONS OF CARGO AND MAIL, AND AIR TRAFFIC
 HUB CLASSIFICATIONS, BY TYPE OF OPERATION, BY TYPE OF SERVICE, BY COMMUNITY, AND BY CARRIER
 12 MONTHS ENDED DECEMBER 31, 1984

Line No.	Area, state or country Community (Airport name) Carrier Type of operation Type of service Hub type and percent of enplanements	Enplaned passengers	Enplaned revenue tons					Total cargo and mail
			Freight	Express	U.S. Mail		Foreign mail	
					Priority	Nonpriority		
1	2	3	4	5	6	7	8	9
1	NEW YORK							
5	ALBANY (ALBANY COUNTY) S C.15							
8	AA DOMESTIC-----SCHEDULED	78380	235.46		457.05	95.76	552.81	786.27
9	AL DOMESTIC-----SCHEDULED	248911	255.89	19.43	695.84		695.84	971.16
10	NONSCHEDULED	1454						
11	ALL SERVICES	250365	255.89	19.43	695.84		695.84	971.16
12	EA DOMESTIC-----SCHEDULED	80609	224.58	18.05	280.74	83.38	364.12	606.75
15	PI DOMESTIC-----SCHEDULED	22290	8.44	.06	94.05		94.05	102.55
16	NONSCHEDULED	94						
17	ALL SERVICES	22384	8.44	.06	94.05		94.05	102.55
19	UA DOMESTIC-----SCHEDULED	57678	33.39	6.50	375.95		375.95	415.84
20	NONSCHEDULED	111						
21	ALL SERVICES	57789	33.39	6.50	375.95		375.95	415.84
22	UR DOMESTIC-----SCHEDULED	8924	.62	.21	10.53		10.53	11.36
24	NONSCHEDULED	80						
25	ALL SERVICES	9004	.62	.21	10.53		10.53	11.36
27	COMMUNITY TOTAL DOMESTIC-----SCHEDULED	496792	758.38	44.25	1914.16	179.14	2093.30	2895.93
28	NONSCHEDULED	1739						
29	ALL SERVICES	498531	758.38	44.25	1914.16	179.14	2093.30	2895.93
34	BINGHAMTON/ENDUCT/JHNSN CTY (BROOME COUNTY) M C.00							
36	AL DOMESTIC-----SCHEDULED	69613	71.39	14.14	25.62		25.62	111.15
37	UR DOMESTIC-----SCHEDULED	7851	.66	.19				.85
38	COMMUNITY TOTAL DOMESTIC-----SCHEDULED	77464	72.05	14.33	25.62		25.62	112.00
44	BUFFALO/NIAGARA FALLS (GREATER BUFFALO INTERNATIONAL) M C.55							
46	AA DOMESTIC-----SCHEDULED	97469	263.25		560.02	98.57	658.59	921.84
47	NONSCHEDULED	100						
48	ALL SERVICES	97569	263.25		560.02	98.57	658.59	921.84
50	AL DOMESTIC-----SCHEDULED	790469	1632.49	98.98	1972.55		1972.55	3704.02
51	NONSCHEDULED	11077						
52	ALL SERVICES	801546	1632.49	98.98	1972.55		1972.55	3704.02
54	EA DOMESTIC-----SCHEDULED	184773	822.08	59.64	770.42	704.10	1474.52	2356.24
55	NONSCHEDULED	149						
56	ALL SERVICES	184922	822.08	59.64	770.42	704.10	1474.52	2356.24
58	IM DOMESTIC-----SCHEDULED	6483						
60	NI DOMESTIC-----SCHEDULED	9647						
61	NONSCHEDULED	283						
62	ALL SERVICES	9930						
64	PE DOMESTIC-----SCHEDULED	484251						
66	RC DOMESTIC-----SCHEDULED	7551	29.69	.27	40.68	.62	41.30	71.26
68	UA DOMESTIC-----SCHEDULED	144371	235.18	40.73	949.11		949.11	1225.02
69	NONSCHEDULED	5448						
70	ALL SERVICES	149819	235.18	40.73	949.11		949.11	1225.02
72	UR DOMESTIC-----SCHEDULED	60024	7.03	1.60	35.95		35.95	44.58
73	NONSCHEDULED	1675						
74	ALL SERVICES	61699	7.03	1.60	35.95		35.95	44.58
76	VK DOMESTIC-----SCHEDULED		3095.00					3095.00
77	COMMUNITY TOTAL DOMESTIC-----SCHEDULED	1785088	6084.72	201.22	4328.73	803.29	5132.02	11417.96
78	NONSCHEDULED	18732						
79	ALL SERVICES	1803770	6084.72	201.22	4328.73	803.29	5132.02	11417.96
85	ELNIRA/CORNING (CHEMUNG COUNTY) M C.00							
87	AL DOMESTIC-----SCHEDULED	54535	40.19	7.90	3.68		3.68	51.77
89	UR DOMESTIC-----SCHEDULED	11411	1.78	.57	.01		.01	2.36
90	COMMUNITY TOTAL DOMESTIC-----SCHEDULED	65946	41.97	8.47	3.69		3.69	54.13
96	ISLIP, LONG ISLAND (LONG ISLAND-MACARTHUR) S C.10							
98	AA DOMESTIC-----SCHEDULED	24534	.56		10.99		10.99	11.55
99	AL DOMESTIC-----SCHEDULED	85736	59.12	16.01	85.08		85.08	160.21
100	EA DOMESTIC-----SCHEDULED	3429	12.72	.40	9.60	1.14	10.74	23.86
102	QS DOMESTIC-----SCHEDULED	181913	57.60		.62	.17	.79	58.39
104	UA DOMESTIC-----SCHEDULED	17053	2.69	2.66	12.45	.01	12.46	17.81
105	NONSCHEDULED	44						
106	ALL SERVICES	17097	2.69	2.66	12.45	.01	12.46	17.81

TABLE 6
ENPLANED REVENUE PASSENGERS, ENPLANED REVENUE TONS OF CARGO AND MAIL, AND AIR TRAFFIC
HUB CLASSIFICATIONS, BY TYPE OF OPERATION, BY TYPE OF SERVICE, BY COMMUNITY, AND BY CARRIER
12 MONTHS ENDED DECEMBER 31, 1984

Line No.	Area, state or country Community (Airport name) Carrier Type of operation Type of service Hub type and percent of enplanements	Enplaned passengers	Enplaned revenue tons					
			Freight	Express	U.S. Mail		Foreign mail	Total cargo and mail
					Priority	Nonpriority		
1	2	3	4	5	6	7	8	9
1	LONG ISLAND-MACARTHUR (CONT.)							
2	UR DOMESTIC-----SCHEDULED	7143	.75	.02				.77
3	NONSCHEDULED	80						
4	ALL SERVICES	7223	.75	.02				.77
5	COMMUNITY TOTAL							
6	DOMESTIC-----SCHEDULED	319410	133.44	19.09	118.74	1.32	120.06	272.59
7	NONSCHEDULED	124						
8	ALL SERVICES	319534	133.44	19.09	118.74	1.32	120.06	272.59
9	COMMUNITY TOTAL							
10	DOMESTIC-----SCHEDULED	50372	37.86	2.04	8.58		8.58	48.48
11	NONSCHEDULED							
12	ALL SERVICES	30523	.87	.63	.03		.03	1.53
13	COMMUNITY TOTAL							
14	DOMESTIC-----SCHEDULED	80895	38.73	2.67	8.61		8.61	50.01
15	NONSCHEDULED							
16	ALL SERVICES							
17	COMMUNITY TOTAL							
18	DOMESTIC-----SCHEDULED							
19	NONSCHEDULED							
20	ALL SERVICES							
21	COMMUNITY TOTAL							
22	DOMESTIC-----SCHEDULED							
23	NONSCHEDULED							
24	ALL SERVICES							
25	COMMUNITY TOTAL							
26	DOMESTIC-----SCHEDULED							
27	NONSCHEDULED							
28	ALL SERVICES							
29	COMMUNITY TOTAL							
30	DOMESTIC-----SCHEDULED							
31	NONSCHEDULED							
32	ALL SERVICES							
33	COMMUNITY TOTAL							
34	DOMESTIC-----SCHEDULED							
35	NONSCHEDULED							
36	ALL SERVICES							
37	COMMUNITY TOTAL							
38	DOMESTIC-----SCHEDULED							
39	NONSCHEDULED							
40	ALL SERVICES							
41	COMMUNITY TOTAL							
42	DOMESTIC-----SCHEDULED							
43	NONSCHEDULED							
44	ALL SERVICES							
45	COMMUNITY TOTAL							
46	DOMESTIC-----SCHEDULED							
47	NONSCHEDULED							
48	ALL SERVICES							
49	COMMUNITY TOTAL							
50	DOMESTIC-----SCHEDULED							
51	NONSCHEDULED							
52	ALL SERVICES							
53	COMMUNITY TOTAL							
54	DOMESTIC-----SCHEDULED							
55	NONSCHEDULED							
56	ALL SERVICES							
57	COMMUNITY TOTAL							
58	DOMESTIC-----SCHEDULED							
59	NONSCHEDULED							
60	ALL SERVICES							
61	COMMUNITY TOTAL							
62	DOMESTIC-----SCHEDULED							
63	NONSCHEDULED							
64	ALL SERVICES							
65	COMMUNITY TOTAL							
66	DOMESTIC-----SCHEDULED							
67	NONSCHEDULED							
68	ALL SERVICES							
69	COMMUNITY TOTAL							
70	DOMESTIC-----SCHEDULED							
71	NONSCHEDULED							
72	ALL SERVICES							
73	COMMUNITY TOTAL							
74	DOMESTIC-----SCHEDULED							
75	NONSCHEDULED							
76	ALL SERVICES							
77	COMMUNITY TOTAL							
78	DOMESTIC-----SCHEDULED							
79	NONSCHEDULED							
80	ALL SERVICES							
81	COMMUNITY TOTAL							
82	DOMESTIC-----SCHEDULED							
83	NONSCHEDULED							
84	ALL SERVICES							
85	COMMUNITY TOTAL							
86	DOMESTIC-----SCHEDULED							
87	NONSCHEDULED							
88	ALL SERVICES							
89	COMMUNITY TOTAL							
90	DOMESTIC-----SCHEDULED							
91	NONSCHEDULED							
92	ALL SERVICES							
93	COMMUNITY TOTAL							
94	DOMESTIC-----SCHEDULED							
95	NONSCHEDULED							
96	ALL SERVICES							
97	COMMUNITY TOTAL							
98	DOMESTIC-----SCHEDULED							
99	NONSCHEDULED							
100	ALL SERVICES							
101	COMMUNITY TOTAL							
102	DOMESTIC-----SCHEDULED							
103	NONSCHEDULED							
104	ALL SERVICES							
105	COMMUNITY TOTAL							
106	DOMESTIC-----SCHEDULED							
107	NONSCHEDULED							
108	ALL SERVICES							
109	COMMUNITY TOTAL							
110	DOMESTIC-----SCHEDULED							
111	NONSCHEDULED							
112	ALL SERVICES							

TABLE 6
 ENPLANED REVENUE PASSENGERS, ENPLANED REVENUE TONS OF CARGO AND MAIL, AND AIR TRAFFIC
 HUB CLASSIFICATIONS, BY TYPE OF OPERATION, BY TYPE OF SERVICE, BY COMMUNITY, AND BY CARRIER
 12 MONTHS ENDED DECEMBER 31, 1984

Line No.	Area, state or country Community (Airport name) Carrier Type of operation Type of service Hub type and percent of enplanements	Enplaned passengers	Enplaned revenue tons					Foreign mail	Total cargo and mail
			Freight	Express	Priority	U.S. Mail Nonpriority	Total		
1	2	3	4	5	6	7	8	9	
1	JOHN F. KENNEDY INTL (CONT.)								
2	PA INTERNATIONAL--SCHEDULED	1315401	14915.63	.03	13475.00	635.44	14110.44	.46	29026.56
3	NONSCHEDULED	14016							
4	ALL SERVICES	1329417	14915.63	.03	13475.00	635.44	14110.44	.46	29026.56
5									
6	PA TOTAL-----SCHEDULED	2687788	33349.10	1.41	19648.44	666.98	20315.42	1.52	53667.45
7	NONSCHEDULED	15552							
8	ALL SERVICES	2703340	33349.10	1.41	19648.44	666.98	20315.42	1.52	53667.45
9									
10	QS DOMESTIC-----SCHEDULED	268563	454.97		262.59		262.59		717.56
11									
12	TA DOMESTIC-----SCHEDULED	8315							
13	NONSCHEDULED	7684							
14	ALL SERVICES	15999							
15									
16	TV INTERNATIONAL--SCHEDULED	26210	48.80			4.60	4.60		53.40
17									
18	TW DOMESTIC-----SCHEDULED	1440910	19173.74	85.94	4598.69	922.17	5520.86		25180.54
19									
20	TW INTERNATIONAL--SCHEDULED	1258974	11145.21		11836.14	2143.80	13979.94		25125.15
21									
22	TW TOTAL-----SCHEDULED	2699884	30318.95	85.94	16834.83	3065.97	19900.80		50305.69
23									
24	UA DOMESTIC-----SCHEDULED	502843	16974.52	132.61	3438.99	7098.20	10537.19		27644.32
25	NONSCHEDULED	8913	12.85						12.85
26	ALL SERVICES	511756	16987.37	132.61	3438.99	7098.20	10537.19		27657.17
27									
28	UR DOMESTIC-----SCHEDULED	203182	35.20	27.30	23.71		23.71		86.21
29	NONSCHEDULED	115							
30	ALL SERVICES	203297	35.20	27.30	23.71		23.71		86.21
31									
32	WA DOMESTIC-----SCHEDULED	77072	941.56	134.69	195.33	275.67	471.00		1547.25
33									
34	AIRPORT TOTAL								
35	DOMESTIC-----SCHEDULED	6851694	191142.17	783.37	25136.74	21821.37	46958.11	5.78	238889.43
36	NONSCHEDULED	59300	1166.78						1166.78
37	ALL SERVICES	6910994	192308.95	783.37	25136.74	21821.37	46958.11	5.78	240056.21
38									
39	INTERNATIONAL--SCHEDULED	3511559	54789.41	80.01	29492.45	5441.20	34933.65	.48	89803.55
40	NONSCHEDULED	151909	1454.53						1454.53
41	ALL SERVICES	3663468	56243.94	80.01	29492.45	5441.20	34933.65	.48	91258.08
42									
43	TOTAL-----SCHEDULED	10363253	245931.58	863.38	54629.19	27262.57	81891.76	6.26	328692.98
44	NONSCHEDULED	211209	2621.31						2621.31
45	ALL SERVICES	10574462	248552.89	863.38	54629.19	27262.57	81891.76	6.26	331314.29
46									
47	(LA GUARDIA) 2.88								
48	AA DOMESTIC-----SCHEDULED	1229466	7203.88		3543.45	4046.62	7590.07		14793.95
49									
50	AA INTERNATIONAL--SCHEDULED	1122	11.81		5.86		5.86		17.67
51									
52	AA TOTAL-----SCHEDULED	1230588	7215.69		3549.31	4046.62	7595.93		14811.62
53									
54	AL DOMESTIC-----SCHEDULED	645880	894.31	33.12	2660.79		2660.79		3588.22
55	NONSCHEDULED	300							
56	ALL SERVICES	646180	894.31	33.12	2660.79		2660.79		3588.22
57									
58	BN DOMESTIC-----SCHEDULED	64013	72.97		187.03		187.03		260.00
59	NONSCHEDULED	1194							
60	ALL SERVICES	65207	72.97		187.03		187.03		260.00
61									
62	CO DOMESTIC-----SCHEDULED	219532	508.53	.12	183.85		183.85		692.50
63									
64	DL DOMESTIC-----SCHEDULED	1015093	4980.14	115.61	4649.32		4649.32		9745.07
65	NONSCHEDULED	185							
66	ALL SERVICES	1015278	4980.14	115.61	4649.32		4649.32		9745.07
67									
68	EA DOMESTIC-----SCHEDULED	3010584	4102.72	373.01	7171.56	233.95	7405.51		11881.24
69	NONSCHEDULED	1108							
70	ALL SERVICES	3011692	4102.72	373.01	7171.56	233.95	7405.51		11881.24
71									
72	FH DOMESTIC-----SCHEDULED	45342	24.37		4.76		4.76		29.13
73									
74	ML DOMESTIC-----SCHEDULED	102395							
75	NONSCHEDULED	274							
76	ALL SERVICES	102669							
77									
78	MM DOMESTIC-----SCHEDULED	205684	1.72		963.08	.34	963.42		965.14
79									
80	NY DOMESTIC-----SCHEDULED	664997							
81	NONSCHEDULED	76							
82	ALL SERVICES	665073							
83									
84	OZ DOMESTIC-----SCHEDULED	60756	125.48	6.18	104.07		104.07		235.73
85	NONSCHEDULED	1520	2.50						2.50
86	ALL SERVICES	62276	127.98	6.18	104.07		104.07		238.23
87									
88	PA DOMESTIC-----SCHEDULED	99916							
89	NONSCHEDULED	399							
90	ALL SERVICES	100315							
91									
92	P1 DOMESTIC-----SCHEDULED	668223	1232.39	54.52	2286.88		2286.88		3573.79
93	NONSCHEDULED	372							
94	ALL SERVICES	668595	1232.39	54.52	2286.88		2286.88		3573.79
95									
96	QH DOMESTIC-----SCHEDULED	25914	4.39						4.39
97									
98	RC DOMESTIC-----SCHEDULED	281478	2117.89	54.14	2332.07	56.71	2388.78		4560.81
99	NONSCHEDULED	520	.50						.50
100	ALL SERVICES	281998	2118.39	54.14	2332.07	56.71	2388.78		4561.31
101									
102	TW DOMESTIC-----SCHEDULED	383395	743.62	28.17	2205.84	1195.75	3401.59		4171.18
103									
104	UA DOMESTIC-----SCHEDULED	610884	2094.83	108.91	3250.05	2553.41	5803.46		8007.26
105	NONSCHEDULED	1467							
106	ALL SERVICES	612351	2094.83	108.91	3250.05	2553.41	5803.46		8007.26
107									
108	UR DOMESTIC-----SCHEDULED	87984	71.12	11.45	14.54		14.54		97.11
109									
110	ZH DOMESTIC-----SCHEDULED	3783							
111									
112									




TABLE 6
ENPLANED REVENUE PASSENGERS, ENPLANED REVENUE TONS OF CARGO AND MAIL, AND AIR TRAFFIC
HUB CLASSIFICATIONS, BY TYPE OF OPERATION, BY TYPE OF SERVICE, BY COMMUNITY, AND BY CARRIER
12 MONTHS ENDED DECEMBER 31, 1984

Line No.	Area, state or country Community (Airport name) Carrier Type of operation Type of service Hub type and percent of enplanements	Enplaned passengers	Enplaned revenue tons						
			Freight	Express	U. S. Mail		Foreign mail	Total cargo and mail	
					Priority	Nonpriority			Total
1	2	3	4	5	6	7	8	9	
1	AIRPORT TOTAL								
2	DOMESTIC-----SCHEDULED	9425319	24178.36	785.23	29557.29	8086.78	37644.07	62607.66	
3	NONSCHEDULED	7415	3.00					3.00	
4	ALL SERVICES	9432734	24181.36	785.23	29557.29	8086.78	37644.07	62610.66	
5	INTERNATIONAL-----SCHEDULED	1122	11.81		5.86		5.86	17.67	
6	TOTAL-----SCHEDULED	9426441	24190.17	785.23	29563.15	8086.78	37649.93	62625.33	
7	NONSCHEDULED	7415	3.00					3.00	
8	ALL SERVICES	9433856	24193.17	785.23	29563.15	8086.78	37649.93	62628.33	
9	COMMUNITY TOTAL BY CARRIER								
10	AA DOMESTIC-----SCHEDULED	2313280	64667.25		5770.15	12881.70	18651.85	83319.10	
11	AA INTERNATIONAL-----SCHEDULED	461300	2628.62		480.78	4.98	485.76	3114.38	
12	AA TOTAL-----SCHEDULED	2774580	67295.87		6250.93	12886.68	19137.61	86433.48	
13	AL DOMESTIC-----SCHEDULED	711815	1285.66	36.74	2816.36		2816.36	4138.76	
14	NONSCHEDULED	534							
15	ALL SERVICES	712349	1285.66	36.74	2816.36		2816.36	4138.76	
16	AM DOMESTIC-----SCHEDULED	64013	72.97		187.03		187.03	260.00	
17	NONSCHEDULED	1194							
18	ALL SERVICES	65207	72.97		187.03		187.03	260.00	
19	AN DOMESTIC-----SCHEDULED	32344			6.56		6.56	6.56	
20	AN INTERNATIONAL-----SCHEDULED	121240	716.80		2.00		2.00	718.80	
21	NONSCHEDULED	1097							
22	ALL SERVICES	122337	716.80		2.00		2.00	718.80	
23	AO DOMESTIC-----SCHEDULED	95129	465.00		131.20		131.20	596.20	
24	AO INTERNATIONAL-----SCHEDULED	10611							
25	NONSCHEDULED	105740	465.00		131.20		131.20	596.20	
26	ALL SERVICES	116359	930.00		262.40		262.40	1192.40	
27	AP DOMESTIC-----SCHEDULED	216389	1181.80		133.20		133.20	1315.00	
28	AP INTERNATIONAL-----SCHEDULED	11708							
29	NONSCHEDULED	228097	1181.80		133.20		133.20	1315.00	
30	ALL SERVICES	344486	2363.60		266.40		266.40	2630.00	
31	AQ DOMESTIC-----SCHEDULED	219532	508.53	.12	183.85		183.85	692.50	
32	AQ INTERNATIONAL-----SCHEDULED	1490940	10399.76	283.27	6699.04		6699.04	17382.07	
33	AQ NONSCHEDULED	185							
34	ALL SERVICES	1491125	10399.76	283.27	6699.04		6699.04	17382.07	
35	AR DOMESTIC-----SCHEDULED	57982	589.72		29.87		29.87	619.59	
36	AR INTERNATIONAL-----SCHEDULED	1548922	10989.48	283.27	6728.91		6728.91	18001.66	
37	AR NONSCHEDULED	185							
38	ALL SERVICES	1549107	10989.48	283.27	6728.91		6728.91	18001.66	
39	AS DOMESTIC-----SCHEDULED	4000382	15989.55	601.12	11101.02	2914.53	14015.55	30606.22	
40	AS INTERNATIONAL-----SCHEDULED	2627							
41	NONSCHEDULED	4003009	15989.55	601.12	11101.02	2914.53	14015.55	30606.22	
42	ALL SERVICES	8003391	31979.10	1202.24	22202.04	5829.06	28030.55	61212.44	
43	AT DOMESTIC-----SCHEDULED	133275	1187.73	79.98	480.08	36.41	516.49	1784.20	
44	AT INTERNATIONAL-----SCHEDULED	4133657	17177.28	681.10	11581.10	2950.94	14532.04	32390.42	
45	AT NONSCHEDULED	2627							
46	ALL SERVICES	4136284	17177.28	681.10	11581.10	2950.94	14532.04	32390.42	
47	AV DOMESTIC-----SCHEDULED	36712	14.24		26.71		26.71	40.95	
48	AV INTERNATIONAL-----SCHEDULED	52014							
49	NONSCHEDULED	88724	14.24		26.71		26.71	40.95	
50	ALL SERVICES	145446	28.48		53.42		53.42	81.90	
51	AW DOMESTIC-----SCHEDULED	49342	24.37		4.76		4.76	29.13	
52	AW INTERNATIONAL-----SCHEDULED	43983.00			934.71	34.28	968.99	44951.99	
53	AW NONSCHEDULED	55.43						55.43	
54	ALL SERVICES	44038.43			934.71	34.28	968.99	45007.42	
55	AX DOMESTIC-----SCHEDULED	23004.73			2751.22	2612.98	5364.20	28368.93	
56	AX INTERNATIONAL-----SCHEDULED	451.27						451.27	
57	NONSCHEDULED	23656.00			2751.22	2612.98	5364.20	29020.20	
58	ALL SERVICES	47160.73			5502.44	5225.96	10729.40	58389.13	
59	AY DOMESTIC-----SCHEDULED	66987.73			3485.93	2647.26	6133.19	73320.92	
60	AY INTERNATIONAL-----SCHEDULED	704.70						704.70	
61	NONSCHEDULED	67494.43			3485.93	2647.26	6133.19	74027.62	
62	ALL SERVICES	134482.16			6971.86	5294.52	12428.38	147348.54	
63	AZ DOMESTIC-----SCHEDULED	143297	1283.30					1283.30	
64	AZ INTERNATIONAL-----SCHEDULED	38202	1098.50					1098.50	
65	AZ NONSCHEDULED	181499	2381.80					2381.80	
66	ALL SERVICES	563098	4763.60					4763.60	
67	BA DOMESTIC-----SCHEDULED	7816	12.00					12.00	
68	BA INTERNATIONAL-----SCHEDULED	75268	708.20					708.20	
69	BA NONSCHEDULED	83084	720.20					720.20	
70	ALL SERVICES	166468	1530.40					1530.40	
71	BB DOMESTIC-----SCHEDULED	151113	1295.30					1295.30	
72	BB INTERNATIONAL-----SCHEDULED	113470	1804.70					1804.70	
73	BB NONSCHEDULED	264583	3102.00					3102.00	
74	ALL SERVICES	529166	6192.00					6192.00	
75	BC DOMESTIC-----SCHEDULED	102395							
76	BC INTERNATIONAL-----SCHEDULED	274							
77	BC NONSCHEDULED	102649							
78	ALL SERVICES	205318							
79	BD DOMESTIC-----SCHEDULED	271811	13986.16	2.06	1702.35	1944.19	3646.54	4.72	
80	BD INTERNATIONAL-----SCHEDULED	119882	789.54		287.31	2.99	290.30	.02	
81	BD NONSCHEDULED	95.64							
82	ALL SERVICES	119977	8695.70	2.06	1989.66	1947.18	3936.84	4.74	
83	BE DOMESTIC-----SCHEDULED	391693	14775.70	2.06	1989.66	1947.18	3936.84	4.74	
84	BE INTERNATIONAL-----SCHEDULED	391693	14775.70	2.06	1989.66	1947.18	3936.84	4.74	
85	BE NONSCHEDULED	391693	14775.70	2.06	1989.66	1947.18	3936.84	4.74	
86	ALL SERVICES	1175079	44326.80	6.18	3969.00	3894.36	7863.36	9.92	
87	BF DOMESTIC-----SCHEDULED	644977							
88	BF INTERNATIONAL-----SCHEDULED	76							
89	BF NONSCHEDULED	645053							
90	ALL SERVICES	1290523							
91	CG DOMESTIC-----SCHEDULED	644977							
92	CG INTERNATIONAL-----SCHEDULED	76							
93	CG NONSCHEDULED	645053							
94	ALL SERVICES	1290523							

TABLE 6
 ENPLANED REVENUE PASSENGERS, ENPLANED REVENUE TONS OF CARGO AND MAIL, AND AIR TRAFFIC
 HUB CLASSIFICATIONS, BY TYPE OF OPERATION, BY TYPE OF SERVICE, BY COMMUNITY, AND BY CARRIER
 12 MONTHS ENDED DECEMBER 31, 1984

Line No.	Area, state or country Community (Airport name) Carrier Type of operation Type of service Hub type and percent of enplanements	Enplaned passengers	Enplaned revenue tons					Total cargo and mail
			Freight	Express	Priority	U.S. Mail Nonpriority	Total	
1	COMMUNITY TOTAL BY CARRIER (CONT.)							
2	OZ DOMESTIC-----SCHEDULED	60756	125.48	6.18	104.07		104.07	235.73
3	NONSCHEDULED	1520	2.50					2.50
4	ALL SERVICES	62276	127.98	6.18	104.07		104.07	238.23
5	PA DOMESTIC-----SCHEDULED	1472303	18433.47	1.38	6173.44	31.54	6204.98	24640.89
6	NONSCHEDULED	1935						
7	ALL SERVICES	1474238	18433.47	1.38	6173.44	31.54	6204.98	24640.89
8	PA INTERNATIONAL--SCHEDULED	1315401	14915.63	.03	13475.00	635.44	14110.44	29026.56
9	NONSCHEDULED	14016						
10	ALL SERVICES	1329417	14915.63	.03	13475.00	635.44	14110.44	29026.56
11	PA TOTAL-----SCHEDULED	2707704	33349.10	1.41	19648.44	666.98	20315.42	53667.45
12	NONSCHEDULED	15951						
13	ALL SERVICES	2803655	33349.10	1.41	19648.44	666.98	20315.42	53667.45
14	PI DOMESTIC-----SCHEDULED	668223	1232.39	54.52	2286.88		2286.88	3573.79
15	NONSCHEDULED	372						
16	ALL SERVICES	668595	1232.39	54.52	2286.88		2286.88	3573.79
17	QM DOMESTIC-----SCHEDULED	25914	4.39					4.39
18	QS DOMESTIC-----SCHEDULED	248563	454.97		262.59		262.59	717.56
19	RC DOMESTIC-----SCHEDULED	281478	2117.89	54.14	2332.07	56.71	2388.78	4560.81
20	NONSCHEDULED	520	.50					.50
21	ALL SERVICES	281998	2118.39	54.14	2332.07	56.71	2388.78	4561.31
22	TA DOMESTIC-----SCHEDULED	8315						
23	NONSCHEDULED	7604						
24	ALL SERVICES	15999						
25	TV INTERNATIONAL--SCHEDULED	26210	48.80			4.60	4.60	53.40
26	TW DOMESTIC-----SCHEDULED	1824305	19917.36	114.11	7204.53	2117.92	9322.45	29353.92
27	TN INTERNATIONAL--SCHEDULED	1258974	11145.21		11836.14	2143.80	13979.94	25125.15
28	TN TOTAL-----SCHEDULED	3083279	31062.57	114.11	19040.67	4261.72	23302.39	54479.07
29	UA DOMESTIC-----SCHEDULED	1113727	19069.39	241.52	6689.04	9651.61	16340.65	35651.52
30	NONSCHEDULED	10380	12.85					12.85
31	ALL SERVICES	1124107	19082.20	241.52	6689.04	9651.61	16340.65	35664.37
32	UR DOMESTIC-----SCHEDULED	291166	106.32	38.75	38.25		38.25	183.32
33	NONSCHEDULED	115						
34	ALL SERVICES	291281	106.32	38.75	38.25		38.25	183.32
35	WA DOMESTIC-----SCHEDULED	77072	941.56	134.49	195.33	275.67	471.00	1547.25
36	ZM DOMESTIC-----SCHEDULED	3783						
37	COMMUNITY TOTAL DOMESTIC-----SCHEDULED	16277013	215320.53	1568.60	54694.03	29908.15	84602.18	301497.09
38	NONSCHEDULED	66715	1169.78					1169.78
39	ALL SERVICES	16343728	216490.31	1568.60	54694.03	29908.15	84602.18	302666.87
40	INTERNATIONAL--SCHEDULED	3512681	54801.22	80.01	29498.31	5441.20	34939.51	89821.22
41	NONSCHEDULED	151909	1454.53					1454.53
42	ALL SERVICES	3664590	56255.75	80.01	29498.31	5441.20	34939.51	91275.75
43	TOTAL-----SCHEDULED	19789694	270121.75	1648.61	84192.34	35349.35	119541.69	391318.31
44	NONSCHEDULED	218624	2624.31					2624.31
45	ALL SERVICES	20008318	272746.06	1648.61	84192.34	35349.35	119541.69	393942.62
46	ROCHESTER (ROCHESTER-NORFOLK COUNTY) N C.27							
47	AA DOMESTIC-----SCHEDULED	85007	133.00		480.26	.02	480.28	613.28
48	AL DOMESTIC-----SCHEDULED	458749	354.50	54.27	797.83		797.83	1206.60
49	NONSCHEDULED	2942						
50	ALL SERVICES	461491	354.50	54.27	797.83		797.83	1206.60
51	EA DOMESTIC-----SCHEDULED	72088	226.78	59.25	527.38	1.31	528.69	814.72
52	EM DOMESTIC-----SCHEDULED	3723						
53	PI DOMESTIC-----SCHEDULED	5338	2.00		4.54		4.54	6.54
54	RC DOMESTIC-----SCHEDULED	7520	11.35	.02	16.54	.04	16.58	27.95
55	UA DOMESTIC-----SCHEDULED	125483	203.30	41.47	738.93		738.93	963.70
56	NONSCHEDULED	425						
57	ALL SERVICES	126108	203.30	41.47	738.93		738.93	963.70
58	UR DOMESTIC-----SCHEDULED	132858	26.44	29.54	28.22		28.22	84.40
59	NONSCHEDULED	1039						
60	ALL SERVICES	133897	26.44	29.54	28.22		28.22	84.40
61	COMMUNITY TOTAL DOMESTIC-----SCHEDULED	890946	957.57	184.55	2993.70	1.37	2995.07	3737.19
62	NONSCHEDULED	4408						
63	ALL SERVICES	895372	957.57	184.55	2993.70	1.37	2995.07	3737.19
64	SYRACUSE (CLARANCE E MANCOCK) N C.36							
65	AA DOMESTIC-----SCHEDULED	93762	265.44		322.70	148.47	471.17	736.61
66	AL DOMESTIC-----SCHEDULED	336469	376.88	24.16	672.83		672.83	1073.67
67	NONSCHEDULED	2382						
68	ALL SERVICES	338851	376.88	24.16	672.83		672.83	1073.67
69	EA DOMESTIC-----SCHEDULED	86210	295.24	19.48	416.22	.75	416.97	731.69
70	PT DOMESTIC-----SCHEDULED		2849.32		107.92		107.92	2997.24

TABLE 4
 ENPLANED REVENUE PASSENGERS, ENPLANED REVENUE TONS OF CARGO AND MAIL, AND AIR TRAFFIC
 HUB CLASSIFICATIONS, BY TYPE OF OPERATION, BY TYPE OF SERVICE, BY COMMUNITY, AND BY CARRIER
 12 MONTHS ENDED DECEMBER 31, 1984

Line No.	Area, state or country Community (Airport name) Carrier Type of operation Type of service Hub type and percent of enplanements	Enplaned passengers	Enplaned revenue tons					Total cargo and mail
			Freight	Express	U.S. Mail		Foreign mail	
					Priority	Nonpriority		
1	2	3	4	5	6	7	8	9
1	COMMUNITY TOTAL							
2	DOMESTIC-----SCHEDULED	153237	285.29	3.41	929.65	8.15	937.80	1226.50
3	NONSCHEDULED	813						
4	ALL SERVICES	154050	285.29	3.41	929.65	8.15	937.80	1226.50
8	GRAND FORKS N C.00							
9	(GRAND FORKS INTERNATIONAL)							
10	FL DOMESTIC-----SCHEDULED	8965	7.76	3.71	3.17		3.17	14.64
11	NONSCHEDULED							
12	ALL SERVICES	28944	77.07	1.10	9.51		9.51	87.68
13	MM DOMESTIC-----SCHEDULED	87						
14	NONSCHEDULED	29033	77.07	1.10	9.51		9.51	87.68
15	ALL SERVICES							
16	RC DOMESTIC-----SCHEDULED	37082	33.03	.31	1.23	.73	1.96	35.30
17	NONSCHEDULED	219						
18	ALL SERVICES	37301	33.03	.31	1.23	.73	1.96	35.30
20	COMMUNITY TOTAL							
21	DOMESTIC-----SCHEDULED	74993	117.86	5.12	13.91	.73	14.64	137.62
22	NONSCHEDULED	306						
23	ALL SERVICES	75299	117.86	5.12	13.91	.73	14.64	137.62
27	INDOT N C.00							
28	(INDOT INTERNATIONAL)							
29	FL DOMESTIC-----SCHEDULED	20465	58.47	.81	32.93		32.93	92.21
30	NONSCHEDULED							
31	ALL SERVICES	34409	61.97	.76	51.79	.37	52.16	114.89
32	RC DOMESTIC-----SCHEDULED	114						
33	NONSCHEDULED	34323	61.97	.76	51.79	.37	52.16	114.89
34	ALL SERVICES							
35	COMMUNITY TOTAL							
36	DOMESTIC-----SCHEDULED	54074	120.44	1.57	84.72	.37	85.09	207.10
37	NONSCHEDULED	114						
38	ALL SERVICES	54988	120.44	1.57	84.72	.37	85.09	207.10
42	OHIO							
46	AKRON/CANTON N C.00							
47	(AKRON-CANTON)							
48	EA DOMESTIC-----SCHEDULED	1203	1.13		1.15		1.15	2.28
49	NONSCHEDULED							
50	ALL SERVICES	49722	32.36	2.99				35.35
51	PI DOMESTIC-----SCHEDULED	38						
52	NONSCHEDULED	49760	32.36	2.99				35.35
53	ALL SERVICES							
54	UA DOMESTIC-----SCHEDULED	33178	37.90	10.21	79.39		79.39	127.50
55	NONSCHEDULED	80						
56	ALL SERVICES	33258	37.90	10.21	79.39		79.39	127.50
57	ZM DOMESTIC-----SCHEDULED	18298	18.00					18.00
59	COMMUNITY TOTAL							
60	DOMESTIC-----SCHEDULED	102401	89.39	13.20	80.54		80.54	183.13
61	NONSCHEDULED	128						
62	ALL SERVICES	102519	89.39	13.20	80.54		80.54	183.13
67	CINCINNATI N C.52							
68	(GREATER CINCINNATI)							
69	AA DOMESTIC-----SCHEDULED	124705	358.57		251.63	146.21	397.84	756.61
70	NONSCHEDULED							
71	ALL SERVICES	171763	319.92	36.09	831.55		831.55	1187.56
72	AL DOMESTIC-----SCHEDULED	3018						
73	NONSCHEDULED	174781	319.92	36.09	831.55		831.55	1187.56
74	ALL SERVICES							
75	CO DOMESTIC-----SCHEDULED	12728	58.36	.10	55.68		55.68	116.14
76	NONSCHEDULED							
77	ALL SERVICES	945756	4619.30	140.55	3697.04		3697.04	8456.89
78	DL DOMESTIC-----SCHEDULED	907						
79	NONSCHEDULED	946663	4619.30	140.55	3697.04		3697.04	8456.89
80	ALL SERVICES							
81	FT DOMESTIC-----SCHEDULED		377.01		2.18		2.18	379.19
82	NONSCHEDULED							
83	ALL SERVICES	15482	38.28	.40	10.19		10.19	48.87
84	PA DOMESTIC-----SCHEDULED							
85	NONSCHEDULED	114661	906.15	11.04	506.86		506.86	1424.05
86	ALL SERVICES	1218						
87	OH DOMESTIC-----SCHEDULED	115859	906.15	11.04	506.86		506.86	1424.05
88	NONSCHEDULED							
89	ALL SERVICES							
90	OH DOMESTIC-----SCHEDULED	5732	.13	.01	10.17		10.17	10.31
91	OH INTERNATIONAL-----SCHEDULED	127						
92	OH TOTAL-----SCHEDULED	5859	.13	.01	10.17		10.17	10.31
93	NONSCHEDULED							
94	ALL SERVICES	117489	432.75	32.47	993.24	10.93	1006.17	1471.39
95	RC DOMESTIC-----SCHEDULED	288						
96	NONSCHEDULED	117777	432.75	32.47	993.24	10.93	1006.17	1471.39
97	ALL SERVICES							
98	MU DOMESTIC-----SCHEDULED	1763	2.35					2.35
99	NONSCHEDULED							
100	ALL SERVICES	108374	209.15	12.71	322.70	199.06	521.76	763.62
101	TW DOMESTIC-----SCHEDULED	102						
102	NONSCHEDULED	108476	209.15	12.71	322.70	199.06	521.76	763.62
103	ALL SERVICES							
104	UA DOMESTIC-----SCHEDULED	76350	66.87	5.29	227.10	.64	227.74	299.98
105	NONSCHEDULED	1876						
106	ALL SERVICES	78226	66.87	5.29	227.10	.64	227.74	299.98
107	ZD DOMESTIC-----SCHEDULED	768						
108	NONSCHEDULED							
109	ALL SERVICES	768						

TABLE A
 EXPLAINED REVENUE PASSENGERS, EXPLAINED REVENUE TONS OF CARGO AND MAIL, AND AIR TRAFFIC
 HUB CLASSIFICATIONS, BY TYPE OF OPERATION, BY TYPE OF SERVICE, BY COMMUNITY, AND BY CARRIER
 12 MONTHS ENDED DECEMBER 31, 1984

Line No.	Area, state or country Community (Airport name) Carrier Type of operation Type of service Hub type and percent of enplanements	Enplaned passengers	Explained revenue tons					Total cargo and mail
			Freight	Express	Priority	U.S. Mail Nonpriority	Foreign mail	
1	2	3	4	5	6	7	8	
1	GREATER CINCINNATI (CONT.)							
2	2M DOMESTIC-----SCHEDULED	952						
3	COMMUNITY TOTAL							
4	DOMESTIC-----SCHEDULED	1696483	7388.84	238.66	6910.34	356.84	14894.68	
5	NONSCHEDULED	7209						
6	ALL SERVICES	1703692	7388.84	238.66	6910.34	356.84	14894.68	
7	INTERNATIONAL-----SCHEDULED	127						
8	TOTAL-----SCHEDULED	1696610	7388.84	238.66	6910.34	356.84	14894.68	
9	NONSCHEDULED	7209						
10	ALL SERVICES	1703819	7388.84	238.66	6910.34	356.84	14894.68	
11								
12								
13								
14								
15								
16	CLEVELAND (HOPKINS INTERNATIONAL) N. C. 64							
17	AA DOMESTIC-----SCHEDULED	203850	806.91		639.83	211.88	1658.62	
18	AA INTERNATIONAL-----SCHEDULED	91						
19	AA TOTAL	203941	806.91		639.83	211.88	1658.62	
20	AL DOMESTIC-----SCHEDULED	246388	408.88	22.84	1116.06		1547.78	
21	NONSCHEDULED	14695						
22	ALL SERVICES	261083	408.88	22.84	1116.06		1547.78	
23	CD DOMESTIC-----SCHEDULED	147216	131.38	.76	153.42		285.56	
24	DL DOMESTIC-----SCHEDULED	176767	731.79	71.79	1052.98		1856.56	
25	NONSCHEDULED	172						
26	ALL SERVICES	176939	731.79	71.79	1052.98		1856.56	
27	EA DOMESTIC-----SCHEDULED	156219	454.48	40.07	651.07	75.28	1220.90	
28	NONSCHEDULED	84						
29	ALL SERVICES	156303	454.48	40.07	651.07	75.28	1220.90	
30	FT DOMESTIC-----SCHEDULED		4593.16		113.21		4706.37	
31	NONSCHEDULED		75.21				75.21	
32	ALL SERVICES		4668.37		113.21		4781.58	
33	IM DOMESTIC-----SCHEDULED	9047						
34	ML DOMESTIC-----SCHEDULED	61228						
35	NONSCHEDULED	264						
36	ALL SERVICES	61492						
37	NI DOMESTIC-----SCHEDULED	18833						
38	NONSCHEDULED	48						
39	ALL SERVICES	18881						
40	MJ DOMESTIC-----SCHEDULED	164462	325.76	2.01	643.71	3.50	974.98	
41	MY DOMESTIC-----SCHEDULED	13960						
42	OZ DOMESTIC-----SCHEDULED	31942	46.64	1.41	89.21		137.26	
43	NONSCHEDULED	583	4.65				4.65	
44	ALL SERVICES	32525	51.29	1.41	89.21		141.91	
45	PA DOMESTIC-----SCHEDULED	34994	6.83		13.01		19.84	
46	NONSCHEDULED	108						
47	ALL SERVICES	35102	6.83		13.01		19.84	
48	PE DOMESTIC-----SCHEDULED	33511						
49	PJ DOMESTIC-----SCHEDULED	91523	125.09	1.01	531.21		657.31	
50	QH DOMESTIC-----SCHEDULED	4151	.03	.02	14.25		14.30	
51	RC DOMESTIC-----SCHEDULED	45659	196.66	9.30	418.51	6.42	630.89	
52	NONSCHEDULED	62						
53	ALL SERVICES	45721	196.66	9.30	418.51	6.42	630.89	
54	rw DOMESTIC-----SCHEDULED	132310	141.79	15.37	562.49	165.15	884.80	
55	UA DOMESTIC-----SCHEDULED	1106564	3537.10	456.93	3833.44	66.63	7894.32	
56	NONSCHEDULED	14032						
57	ALL SERVICES	1120596	3537.10	456.93	3833.44	66.63	7894.32	
58	UR DOMESTIC-----SCHEDULED	3415	.73	.04	2.24		2.98	
59	VK DOMESTIC-----SCHEDULED		6962.00				6962.00	
60	ZM DOMESTIC-----SCHEDULED	38853	33.00		4.00		37.00	
61	NONSCHEDULED	29						
62	ALL SERVICES	38882	33.00		4.00		37.00	
63	COMMUNITY TOTAL							
64	DOMESTIC-----SCHEDULED	2720892	18502.20	621.55	9838.86	528.86	29481.47	
65	NONSCHEDULED	30477	79.54				79.54	
66	ALL SERVICES	2751369	18581.74	621.55	9838.86	528.86	29561.01	
67	INTERNATIONAL-----SCHEDULED	91						
68	TOTAL-----SCHEDULED	2720983	18502.20	621.55	9838.86	528.86	29481.47	
69	NONSCHEDULED	30477	79.54				79.54	
70	ALL SERVICES	2751460	18581.74	621.55	9838.86	528.86	29561.01	
71								
72								
73								
74								
75								
76								
77								
78								
79								
80								
81								
82								
83								
84								
85								
86								
87								
88								
89								
90								
91								
92								
93								
94								
95								
96								
97								
98								
99								
100								
101	COLUMBUS (PORT COLUMBUS INTERNATIONAL) N. C. 47							
102	AA DOMESTIC-----SCHEDULED	60028	198.03		306.48	30.96	535.47	
103	AL DOMESTIC-----SCHEDULED	300771	241.18	26.49	1244.30		1511.93	
104	NONSCHEDULED	884						
105	ALL SERVICES	300655	241.18	26.49	1244.30		1511.93	
106	DL DOMESTIC-----SCHEDULED	160883	597.74	79.72	1183.01		1860.47	
107	NONSCHEDULED	87						
108	ALL SERVICES	160970	597.74	79.72	1183.01		1860.47	

TABLE 6
ENPLANED REVENUE PASSENGERS, ENPLANED REVENUE TONS OF CARGO AND MAIL, AND AIR TRAFFIC
HUB CLASSIFICATIONS, BY TYPE OF OPERATION, BY TYPE OF SERVICE, BY COMMUNITY, AND BY CARRIER
12 MONTHS ENDED DECEMBER 31, 1984

Line No.	Area, state or country Community (Airport name) Carrier Type of operation Type of service Hub type and percent of enplanements	Enplaned passengers	Enplaned revenue tons					Foreign mail	Total cargo and mail
			Freight	Express	Priority	U.S. Mail Nonpriority	Total		
1	2	3	4	5	6	7	8	9	
1	TOLEDO EXPRESS (CONT.)								
2	ZM DOMESTIC-----SCHEDULED	52237	42.00		31.00			73.00	
3	COMMUNITY TOTAL								
4	DOMESTIC-----SCHEDULED	283420	301.12	26.63	417.40			745.15	
5	NONSCHEDULED	234							
6	ALL SERVICES	283654	301.12	26.63	417.40			745.15	
7									
8									
9									
10									
11	YOUNGSTOWN N C.00								
12	(YOUNGSTOWN MUNI)								
13	UA DOMESTIC-----SCHEDULED	19177	24.53	8.23	22.03			54.79	
14	NONSCHEDULED	131							
15	ALL SERVICES	19308	24.53	8.23	22.03			54.79	
16									
17									
18									
19	OKLAHOMA								
20									
21									
22	OKLAHOMA CITY N C.44								
23	(WILL ROGERS WORLD)								
24	AA DOMESTIC-----SCHEDULED	312563	346.06		788.65	51.02	839.67	1185.73	
25									
26	BN DOMESTIC-----SCHEDULED	58004	50.84		98.37		98.37	149.21	
27	NONSCHEDULED	834							
28	ALL SERVICES	58838	50.84		98.37		98.37	149.21	
29									
30	CG DOMESTIC-----SCHEDULED	68861	87.23	1.84	99.49		99.49	188.56	
31									
32	DL DOMESTIC-----SCHEDULED	137468	217.38	42.88	761.37		761.37	1021.63	
33	NONSCHEDULED	29							
34	ALL SERVICES	137497	217.38	42.88	761.37		761.37	1021.63	
35									
36	EA DOMESTIC-----SCHEDULED	69273	118.57	8.43	416.46	3.53	419.99	546.99	
37	NONSCHEDULED	215							
38	ALL SERVICES	69488	118.57	8.43	416.46	3.53	419.99	546.99	
39									
40	FL DOMESTIC-----SCHEDULED	92676	194.14	21.62	368.05		368.05	583.81	
41									
42	NP DOMESTIC-----SCHEDULED	36900	.69					.69	
43									
44	JK DOMESTIC-----SCHEDULED	42733		1.00	7.00	2.00	9.00	10.00	
45									
46	PA DOMESTIC-----SCHEDULED	662	.07		21.80		21.80	21.87	
47									
48	QS DOMESTIC-----SCHEDULED	9648	2.95		.86		.86	3.81	
49									
50	RC DOMESTIC-----SCHEDULED	5633	3.53	.12	11.29	.68	11.97	15.62	
51									
52	TG DOMESTIC-----SCHEDULED	135051	117.20	.65	1006.87	167.72	1174.59	1292.44	
53									
54	UA DOMESTIC-----SCHEDULED	113340	103.43	16.24	664.62	1.01	665.63	785.30	
55	NONSCHEDULED	229							
56	ALL SERVICES	113569	103.43	16.24	664.62	1.01	665.63	785.30	
57									
58	VK DOMESTIC-----SCHEDULED		2085.00					2085.00	
59									
60	WA DOMESTIC-----SCHEDULED	54237	134.21	2.61	92.45	18.91	111.36	248.18	
61									
62	WN DOMESTIC-----SCHEDULED	304537							
63	NONSCHEDULED	610							
64	ALL SERVICES	305147							
65									
66	ZV DOMESTIC-----SCHEDULED	6882	3.16	.59				3.75	
67									
68	COMMUNITY TOTAL								
69	DOMESTIC-----SCHEDULED	1444448	3464.46	95.98	4337.28	244.87	4582.15	8162.59	
70	NONSCHEDULED	1917							
71	ALL SERVICES	1446365	3464.46	95.98	4337.28	244.87	4582.15	8162.59	
72									
73									
74									
75									
76	TULSA N C.43								
77	(TULSA INTL)								
78	AA DOMESTIC-----SCHEDULED	292631	997.08		664.33	557.92	1222.25	2219.33	
79									
80	BN DOMESTIC-----SCHEDULED	41255	3.47		84.79		84.79	88.26	
81									
82	CO DOMESTIC-----SCHEDULED	63943	115.74	1.37	80.81		80.81	197.92	
83									
84	DL DOMESTIC-----SCHEDULED	121780	181.80	42.32	775.78		775.78	999.90	
85	NONSCHEDULED	57							
86	ALL SERVICES	121837	181.80	42.32	775.78		775.78	999.90	
87									
88	FL DOMESTIC-----SCHEDULED	81026	111.10	17.89	312.58		312.58	441.57	
89									
90	HP DOMESTIC-----SCHEDULED	27190	1.29					1.29	
91									
92	JK DOMESTIC-----SCHEDULED	3232			3.00		3.00	3.00	
93									
94	NC DOMESTIC-----SCHEDULED	99081	9.00					9.00	
95	NONSCHEDULED	135							
96	ALL SERVICES	99216	9.00					9.00	
97									
98	OZ DOMESTIC-----SCHEDULED	44868	63.01	3.48	341.01		341.01	407.50	
99	NONSCHEDULED	1874	5.20					5.20	
100	ALL SERVICES	46744	68.21	3.48	341.01		341.01	412.70	
101									
102	PA DOMESTIC-----SCHEDULED	483	1.34		.43		.43	1.77	
103									
104	QS DOMESTIC-----SCHEDULED	5492	4.86		.01		.01	4.87	
105									
106	RC DOMESTIC-----SCHEDULED	27773	63.23	1.16	97.10	2.66	99.76	166.15	
107	NONSCHEDULED	98							
108	ALL SERVICES	27871	63.23	1.16	97.10	2.66	99.76	166.15	
109									
110	TW DOMESTIC-----SCHEDULED	137385	190.42	4.23	787.70	941.86	1328.76	1523.41	
111									
112									

TABLE 6
ENPLANED REVENUE PASSENGERS, ENPLANED REVENUE TONS OF CARGO AND MAIL, AND AIR TRAFFIC
HUB CLASSIFICATIONS, BY TYPE OF OPERATION, BY TYPE OF SERVICE, BY COMMUNITY, AND BY CARRIER
12 MONTHS ENDED DECEMBER 31, 1984

L 1 2 3 4 5 6 7 8 9 10 11 12 13 14 15 16 17 18 19 20 21 22 23 24 25 26 27 28 29 30 31 32 33 34 35 36 37 38 39 40 41 42 43 44 45 46 47 48 49 50 51 52 53 54 55 56 57 58 59 60 61 62 63 64 65 66 67 68 69 70 71 72 73 74 75 76 77 78 79 80 81 82 83 84 85 86 87 88 89 90 91 92 93 94 95 96 97 98 99 100 101 102 103 104 105 106 107 108 109 110 111 112	Area, state or country Community (Airport name) Carrier Type of operation Type of service Hub type and percent of enplanements	Enplaned passengers	Enplaned revenue tons					Foreign mail	Total cargo and mail
			Freight	Express	U.S. Mail		Total		
No.					Priority	Nonpriority			
1	TULSA INTL (CONTR.)								
2	UA DOMESTIC-----SCHEDULED	105219	152.10	5.24	536.42	.01	536.43		693.77
3	UA DOMESTIC-----NONSCHEDULED	140							
4	UA DOMESTIC-----ALL SERVICES	105379	152.10	5.24	536.42	.01	536.43		693.77
5	WA DOMESTIC-----SCHEDULED	55815	143.51	4.71	154.54	9.40	163.94		312.16
6	WA DOMESTIC-----NONSCHEDULED	273611							
7	WA DOMESTIC-----ALL SERVICES	274205							
8	ZV DOMESTIC-----SCHEDULED	9396	29.43	.83	5.44		5.44		35.70
9	ZV DOMESTIC-----NONSCHEDULED	17							
10	ZV DOMESTIC-----ALL SERVICES	9413	29.43	.83	5.44		5.44		35.70
11	COMMUNITY TOTAL								
12	DOMESTIC-----SCHEDULED	1390100	2067.38	81.23	3843.94	1111.05	4954.99		7103.60
13	DOMESTIC-----NONSCHEDULED	2537	5.20				5.20		5.20
14	DOMESTIC-----ALL SERVICES	1393037	2072.58	81.23	3843.94	1111.05	4954.99		7108.80
15	OREGON								
16	BEND/REDMOND (ROBERTS FIELD) N C.00								
17	QX DOMESTIC-----SCHEDULED	6040	6.19		.46	.46	.92		7.11
18	EUGENE (MAHLON SWEET FIELD) S C.05								
19	FL DOMESTIC-----SCHEDULED	37419	61.72	10.03	205.37		205.37		277.12
20	CX DOMESTIC-----SCHEDULED	8773	11.43		6.05	6.04	16.09		27.52
21	RC DOMESTIC-----SCHEDULED	16758	68.84	.15	111.14	.09	111.23		180.22
22	UA DOMESTIC-----SCHEDULED	112825	90.21	22.10	539.36		539.36		651.67
23	UA DOMESTIC-----NONSCHEDULED	288							
24	UA DOMESTIC-----ALL SERVICES	113113	90.21	22.10	539.36		539.36		651.67
25	COMMUNITY TOTAL								
26	DOMESTIC-----SCHEDULED	175775	232.20	32.28	863.92	8.13	872.05		1136.53
27	DOMESTIC-----NONSCHEDULED	288							
28	DOMESTIC-----ALL SERVICES	176063	232.20	32.28	863.92	8.13	872.05		1136.53
29	KLAMATH FALLS (KINGSLEY FIELD) N C.00								
30	QX DOMESTIC-----SCHEDULED	4026	2.63		.22	.22	.44		3.07
31	COMMUNITY TOTAL								
32	DOMESTIC-----SCHEDULED	4026	2.63		.22	.22	.44		3.07
33	MEDFORD (MEDFORD-JACKSON COUNTY) N C.00								
34	QX DOMESTIC-----SCHEDULED	9309	27.33						27.33
35	UA DOMESTIC-----SCHEDULED	85846	64.23	73.75	458.15	.06	458.21		596.19
36	COMMUNITY TOTAL								
37	DOMESTIC-----SCHEDULED	95155	91.56	73.75	458.15	.06	458.21		623.52
38	NORTH BEND/COOS BAY (NORTH BEND MUNI) N C.00								
39	QX DOMESTIC-----SCHEDULED	2439	7.32						7.32
40	PENDLETON (PENDLETON MUNI) N C.00								
41	QX DOMESTIC-----SCHEDULED	2648	1.66		4.63	4.62	9.25		10.91
42	PORTLAND (PORTLAND INTERNATIONAL) N C.66								
43	AA DOMESTIC-----SCHEDULED	81093	274.19		376.13	12.18	388.31		662.50
44	AS DOMESTIC-----SCHEDULED	234065	1067.86		89.34	.02	89.36		1157.22
45	CO DOMESTIC-----SCHEDULED	6262	696.09	.22	178.88		178.88		875.19
46	DL DOMESTIC-----SCHEDULED	81249	895.49	60.81	345.87		345.87		1302.17
47	EA DOMESTIC-----SCHEDULED	67221	1766.35	23.48	340.41		340.41		2130.44
48	FL DOMESTIC-----SCHEDULED	47670	68.00	6.19	214.37		214.37		290.56
49	FT DOMESTIC-----SCHEDULED		38.78						38.78
50	WM DOMESTIC-----SCHEDULED	140599	718.28	.68	1054.64		1054.66		1773.82
51	DC DOMESTIC-----SCHEDULED	168748	644.20	3.10	.60		.60		647.90
52	PS DOMESTIC-----SCHEDULED	86431	215.40		129.57		129.57		344.97
53	PS DOMESTIC-----NONSCHEDULED	4197							
54	PS DOMESTIC-----ALL SERVICES	90628	215.40		129.57		129.57		344.97
55	QK DOMESTIC-----SCHEDULED	53010	119.98		51.52	51.51	102.03		223.01
56	RC DOMESTIC-----SCHEDULED	102706	845.14	16.30	380.82	12.93	392.05		1254.39
57	RC DOMESTIC-----NONSCHEDULED	87							
58	RC DOMESTIC-----ALL SERVICES	102793	845.14	16.30	380.82	12.93	392.05		1254.39

TABLE 6
 ENPLANED REVENUE PASSENGERS, ENPLANED REVENUE TONS OF CARGO AND MAIL, AND AIR TRAFFIC
 HUB CLASSIFICATIONS, BY TYPE OF OPERATION, BY TYPE OF SERVICE, BY COMMUNITY, AND BY CARRIER
 12 MONTHS ENDED DECEMBER 31, 1984

Line No.	Area, state or country (Community (Airport name) Carrier) Type of operation Type of service Hub type and percent of enplanements	Enplaned passengers	Enplaned revenue tons					Total cargo and mail
			Freight	Express	Priority	Nonpriority	Total	
1	INTERNATIONAL (CONT.)							
2	CL TOTAL	31216	12.80		67.30		67.30	80.10
3	SCHEDULED	12962						
4	NONSCHEDULED	44178	12.80		67.30		67.30	80.10
5	ALL SERVICES							
6	CD DOMESTIC	87995	266.41	.01	311.22		311.22	577.64
7	SCHEDULED							
8	NONSCHEDULED	455199	2402.40	155.64	2798.58		2798.58	5356.62
9	ALL SERVICES	164						
10	SCHEDULED	455363	2402.40	155.64	2798.58		2798.58	5356.62
11	NONSCHEDULED							
12	ALL SERVICES							
13	DL INTERNATIONAL	146	1.24					1.24
14	SCHEDULED							
15	NONSCHEDULED	455345	2403.64	155.64	2798.58		2798.58	5357.86
16	ALL SERVICES	164						
17	SCHEDULED	455509	2403.64	155.64	2798.58		2798.58	5357.86
18	NONSCHEDULED							
19	ALL SERVICES							
20	EA DOMESTIC	873185	4807.55	236.06	4674.28	2156.06	6830.34	11873.95
21	SCHEDULED	358						
22	NONSCHEDULED	873543	4807.55	236.06	4674.28	2156.06	6830.34	11873.95
23	ALL SERVICES							
24	EA INTERNATIONAL	30110	365.51	9.88	20.41	3.54	23.95	399.34
25	SCHEDULED	240						
26	NONSCHEDULED	30350	365.51	9.88	20.41	3.54	23.95	399.34
27	ALL SERVICES							
28	EA TOTAL	903295	5173.06	245.94	4694.69	2159.60	6854.29	12273.29
29	SCHEDULED	598						
30	NONSCHEDULED	903893	5173.06	245.94	4694.69	2159.60	6854.29	12273.29
31	ALL SERVICES							
32	FT DOMESTIC		2766.22		170.35	4.98	175.33	2941.55
33	SCHEDULED							
34	IM DOMESTIC	1506						
35	SCHEDULED							
36	NONSCHEDULED	63394						
37	ALL SERVICES	1716						
38	NI DOMESTIC	65110						
39	SCHEDULED							
40	NONSCHEDULED	143880						
41	ALL SERVICES							
42	NA DOMESTIC	125276	647.94	2.41	1761.67	889.60	2651.27	3301.62
43	SCHEDULED	91						
44	NONSCHEDULED	125367	647.94	2.41	1761.67	889.60	2651.27	3301.62
45	ALL SERVICES							
46	OZ DOMESTIC	38690	94.43	2.78	274.11		274.11	371.32
47	SCHEDULED	2563						24.12
48	NONSCHEDULED	41253	118.55	2.78	274.11		274.11	395.44
49	ALL SERVICES							
50	PA DOMESTIC	67208	44.38	.07	706.33		706.33	750.96
51	SCHEDULED	694						
52	NONSCHEDULED	67902	44.38	.07	706.33		706.33	750.96
53	ALL SERVICES							
54	P1 DOMESTIC	168795	548.53	51.26	1076.14		1076.14	1675.93
55	SCHEDULED	443						
56	NONSCHEDULED	169238	548.53	51.26	1076.14		1076.14	1675.93
57	ALL SERVICES							
58	QH DOMESTIC	12627	.33	.08	1.42		1.42	1.83
59	SCHEDULED							
60	NONSCHEDULED	12315	4.60					4.60
61	ALL SERVICES							
62	RC DOMESTIC	113355	755.64	20.82	987.97	12.97	1000.94	1777.40
63	SCHEDULED	248						
64	NONSCHEDULED	113603	755.64	20.82	987.97	12.97	1000.94	1777.40
65	ALL SERVICES							
66	SI DOMESTIC	13158						
67	SCHEDULED	13158						
68	NONSCHEDULED	26318						
69	ALL SERVICES							
70	TM DOMESTIC	291300	6405.96	6.81	2419.29	2689.11	5108.40	11521.17
71	SCHEDULED							
72	NONSCHEDULED	30605	107.20		191.63		191.63	298.83
73	ALL SERVICES							
74	TM TOTAL	321905	6513.16	6.81	2610.92	2689.11	5300.03	11820.00
75	UA DOMESTIC	462489	5468.19	172.39	2212.95	5614.67	7827.62	13468.20
76	SCHEDULED	7442						
77	NONSCHEDULED	469931	5468.19	172.39	2212.95	5614.67	7827.62	13468.20
78	ALL SERVICES							
79	WK DOMESTIC		4996.00					4996.00
80	SCHEDULED							
81	COMMUNITY TOTAL							
82	DOMESTIC	4242057	30681.44	693.42	25351.54	12289.70	37641.24	69016.28
83	SCHEDULED	38370	24.12					24.12
84	NONSCHEDULED	4278627	30705.56	693.42	25351.54	12289.70	37641.24	69040.40
85	ALL SERVICES							
86	INTERNATIONAL	61146	473.95	9.88	212.04	3.54	215.58	699.41
87	SCHEDULED	5463						
88	NONSCHEDULED	46589	473.95	9.88	212.04	3.54	215.58	699.41
89	ALL SERVICES							
90	TOTAL	4323203	31155.39	703.30	25563.58	12293.24	37856.82	69715.69
91	SCHEDULED	42013	24.12					24.12
92	NONSCHEDULED	4365210	31179.51	703.30	25563.58	12293.24	37856.82	69739.81
93	ALL SERVICES							
94	PITTSBURGH/WHEELING (GREATER PITTSBURGH)	L 1.91						
95	AA DOMESTIC		109461	100.78	462.63	93.07	555.70	656.48
96	SCHEDULED							
97	NONSCHEDULED	480683	6341.68	557.89	15260.82		15260.82	22160.39
98	ALL SERVICES	28759						
99	SCHEDULED	482942	6341.68	557.89	15260.82		15260.82	22160.39
100	NONSCHEDULED							
101	ALL SERVICES							
102	DL DOMESTIC		93153	269.91	20.01	361.82	361.82	651.74
103	SCHEDULED		283					
104	NONSCHEDULED	93436	269.91	20.01	361.82		361.82	651.74
105	ALL SERVICES							
106	EA DOMESTIC		250860	763.97	38.73	854.62	900.87	1703.57
107	SCHEDULED		90					
108	NONSCHEDULED	250950	763.97	38.73	854.62	46.25	900.87	1703.57
109	ALL SERVICES							

TABLE 4
 ENPLANED REVENUE PASSENGERS, ENPLANED REVENUE TONS OF CARGO AND MAIL, AND AIR TRAFFIC
 HUB CLASSIFICATIONS, BY TYPE OF OPERATION, BY TYPE OF SERVICE, BY COMMUNITY, AND BY CARRIER
 12 MONTHS ENDED DECEMBER 31, 1984

Line No.	Area, state or country (Community (Airport name) Carrier Type of operation Type of service Hub type and percent of enplanements	Enplaned passengers	Enplaned revenue tons					Foreign mail	Total cargo and mail
			Freight	Express	Priority	Nonpriority	Total		
1	2	3	4	5	6	7	8	9	
1	GREATER PITTSBURGH (CONT.)								
2	EA INTERNATIONAL--SCHEDULED	1267	1.65					1.65	
3	EA TOTAL	252127	765.62	38.73	854.62	46.25	500.87	1705.22	
4	NONSCHEDULED	90							
5	ALL SERVICES	252217	765.62	38.73	854.62	46.25	500.87	1705.22	
6	FT DOMESTIC--SCHEDULED		461.52					461.52	
7	IM DOMESTIC--SCHEDULED	152							
8	NI DOMESTIC--SCHEDULED	31195							
9	NONSCHEDULED	293							
10	ALL SERVICES	31488							
11	NW DOMESTIC--SCHEDULED	9997	18.87	.46	165.21		165.21	184.54	
12	OZ DOMESTIC--NONSCHEDULED	201							
13	PA DOMESTIC--SCHEDULED	48055	16.12		356.70		356.70	372.82	
14	NONSCHEDULED	346							
15	ALL SERVICES	48401	16.12		356.70		356.70	372.82	
16	PE DOMESTIC--SCHEDULED	421196							
17	PI DOMESTIC--SCHEDULED	91929	91.48	.46	425.06		425.06	517.00	
18	NONSCHEDULED	475							
19	ALL SERVICES	92404	91.48	.46	425.06		425.06	517.00	
20	SI DOMESTIC--SCHEDULED	5630							
21	NONSCHEDULED	5630							
22	ALL SERVICES	11260							
23	TM DOMESTIC--SCHEDULED	143830	109.42	1.62	1167.90	331.51	1499.41	1610.45	
24	NONSCHEDULED	106							
25	ALL SERVICES	143936	109.42	1.62	1167.90	331.51	1499.41	1610.45	
26	UA DOMESTIC--SCHEDULED	214231	277.39	30.47	1233.96	.48	1234.44	1542.30	
27	NONSCHEDULED	3031							
28	ALL SERVICES	217262	277.39	30.47	1233.96	.48	1234.44	1542.30	
29	COMMUNITY TOTAL								
30	DOMESTIC--SCHEDULED	6219372	8451.14	649.64	20288.72	471.31	20760.03	29860.81	
31	NONSCHEDULED	39214							
32	ALL SERVICES	6258586	8451.14	649.64	20288.72	471.31	20760.03	29860.81	
33	INTERNATIONAL--SCHEDULED	1267	1.65					1.65	
34	TOTAL--SCHEDULED	6220639	8452.79	649.64	20288.72	471.31	20760.03	29862.46	
35	NONSCHEDULED	39214							
36	ALL SERVICES	6259853	8452.79	649.64	20288.72	471.31	20760.03	29862.46	
37	SCRANTON/WILKES BARRE N C.00								
38	(WILKES-BARRE-SCRANTON)								
39	AL DOMESTIC--SCHEDULED	72595	43.33	5.65	22.98		22.98	71.96	
40	NONSCHEDULED	758							
41	ALL SERVICES	73353	43.33	5.65	22.98		22.98	71.96	
42	EA DOMESTIC--SCHEDULED	23826	17.95	.76	2.82	.09	2.91	21.62	
43	COMMUNITY TOTAL								
44	DOMESTIC--SCHEDULED	96421	61.28	6.41	25.80	.09	25.89	93.58	
45	NONSCHEDULED	758							
46	ALL SERVICES	97179	61.28	6.41	25.80	.09	25.89	93.58	
47	RHODE ISLAND								
48	PROVIDENCE S C.12								
49	(THEODORE FRANCIS GREEN STATE)								
50	AA DOMESTIC--SCHEDULED	34380	13.42		170.00		170.00	183.42	
51	AL DOMESTIC--SCHEDULED	164178	153.50	10.00	468.80		468.80	632.30	
52	NONSCHEDULED	1408							
53	ALL SERVICES	165586	153.50	10.00	468.80		468.80	632.30	
54	EA DOMESTIC--SCHEDULED	74240	337.85	5.92	256.80	1.07	257.87	601.64	
55	NONSCHEDULED	149							
56	ALL SERVICES	74389	337.85	5.92	256.80	1.07	257.87	601.64	
57	IM DOMESTIC--SCHEDULED	85							
58	PI DOMESTIC--SCHEDULED	52125	21.81	.98	96.05		96.05	118.84	
59	NONSCHEDULED	112							
60	ALL SERVICES	52237	21.81	.98	96.05		96.05	118.84	
61	RC DOMESTIC--NONSCHEDULED	177							
62	UA DOMESTIC--SCHEDULED	57112	76.79	5.98	244.25	.28	244.53	327.30	
63	NONSCHEDULED	1500							
64	ALL SERVICES	58612	76.79	5.98	244.25	.28	244.53	327.30	
65	UA DOMESTIC--SCHEDULED	13290	1.69	2.10	10.10		10.10	13.89	
66	COMMUNITY TOTAL								
67	DOMESTIC--SCHEDULED	395410	605.06	24.98	1246.00	1.35	1247.35	1877.39	
68	NONSCHEDULED	3346							
69	ALL SERVICES	398756	605.06	24.98	1246.00	1.35	1247.35	1877.39	

TABLE 6
ENPLANED REVENUE PASSENGERS, ENPLANED REVENUE TONS OF CARGO AND MAIL, AND AIR TRAFFIC
HUB CLASSIFICATIONS, BY TYPE OF OPERATION, BY TYPE OF SERVICE, BY COMMUNITY, AND BY CARRIER
12 MONTHS ENDED DECEMBER 31, 1984

Line No	Area, state or country Community (Airport name) Carrier Type of operation Type of service Hub type and percent of enplanements	Enplaned passengers	Enplaned revenue tons					
			Freight	Express	U.S. Mail		Foreign mail	Total cargo and mail
					Priority	Nonpriority		
1	2	3	4	5	6	7	8	9
1	SOUTH CAROLINA							
4	CHARLESTON (CHARLESTON AFB/MUNII) S C.13							
6	DL DOMESTIC-----SCHEDULED	162137	330.67	45.93	271.88			648.48
7	NONSCHEDULED	162						
8	ALL SERVICES	162299	330.67	45.93	271.88			648.48
10	EA DOMESTIC-----SCHEDULED	166573	131.68	15.04	384.53	3.66		534.91
11	PI DOMESTIC-----SCHEDULED	75711	78.63	.25	145.68			224.56
12	NONSCHEDULED	104						
13	ALL SERVICES	75815	78.63	.25	145.68			224.56
14	QS DOMESTIC-----NONSCHEDULED	8						
15	UA DOMESTIC-----SCHEDULED	10300	10.09	3.29	46.21	.58		60.17
16	COMMUNITY TOTAL							
17	DOMESTIC-----SCHEDULED	414721	551.07	64.51	848.30	4.24		1468.12
18	NONSCHEDULED	274						
19	ALL SERVICES	414995	551.07	64.51	848.30	4.24		1468.12
20	COLUMBIA (COLUMBIA METROPOLITAN) S C.12							
21	DL DOMESTIC-----SCHEDULED	183962	313.51	74.47	544.58			932.56
22	EA DOMESTIC-----SCHEDULED	160106	212.69	34.69	416.66	.40		664.44
23	NONSCHEDULED	143						
24	ALL SERVICES	160249	212.69	34.69	416.66	.40		664.44
25	PI DOMESTIC-----SCHEDULED	32897	46.32	.90	183.29			230.51
26	NONSCHEDULED	215						
27	ALL SERVICES	33112	46.32	.90	183.29			230.51
28	UA DOMESTIC-----SCHEDULED	18032	18.19	4.30	300.90	.63		324.02
29	NONSCHEDULED	125						
30	ALL SERVICES	18157	18.19	4.30	300.90	.63		324.02
31	COMMUNITY TOTAL							
32	DOMESTIC-----SCHEDULED	394997	590.71	114.36	1445.43	1.03		2151.53
33	NONSCHEDULED	483						
34	ALL SERVICES	395480	590.71	114.36	1445.43	1.03		2151.53
35	GREENVILLE/SPARTANBURG (GREENVILLE-SPARTANBURG) S C.11							
36	DL DOMESTIC-----SCHEDULED	16539	19.37	.80	9.55			29.72
37	EA DOMESTIC-----SCHEDULED	261765	464.93	160.22	757.85	4.14		1387.14
38	NY DOMESTIC-----SCHEDULED	16322						
39	PI DOMESTIC-----SCHEDULED	55864	113.32	1.14	425.98			540.44
40	NONSCHEDULED	559						
41	ALL SERVICES	56423	113.32	1.14	425.98			540.44
42	COMMUNITY TOTAL							
43	DOMESTIC-----SCHEDULED	350490	597.62	162.16	1193.38	4.14		1957.30
44	NONSCHEDULED	559						
45	ALL SERVICES	351049	597.62	162.16	1193.38	4.14		1957.30
46	MYRTLE BEACH (MYRTLE BEACH AFB) N C.00							
47	PI DOMESTIC-----SCHEDULED	143448	100.48	1.60	.06			102.14
48	SOUTH DAKOTA							
49	ABERDEEN (ABERDEEN MUNII) N C.00							
50	AC DOMESTIC-----SCHEDULED	21995	67.48	.74	9.61	.84		78.67
51	PIERRE (PIERRE MUNII) N C.00							
52	WA DOMESTIC-----SCHEDULED	5156	20.84	.27	.23			21.34
53	RAPID CITY (RAPID CITY REGIONAL) N C.00							
54	PL DOMESTIC-----SCHEDULED	36709	82.59	6.40	73.27			162.26
55	NC DOMESTIC-----SCHEDULED	27315	90.82	3.34	70.80	5.21		170.17
56	NONSCHEDULED	59						
57	ALL SERVICES	27374	90.82	3.34	70.80	5.21		170.17
58	UA DOMESTIC-----SCHEDULED	32989	18.40	14.49	75.18			108.07
59	WA DOMESTIC-----SCHEDULED	16641	46.26	4.48	21.89	.04		72.67
60	COMMUNITY TOTAL							
61	DOMESTIC-----SCHEDULED	113634	238.07	28.71	241.14	5.25		513.17
62	NONSCHEDULED	59						
63	ALL SERVICES	113693	238.07	28.71	241.14	5.25		513.17

TABLE 6
 ENPLANED REVENUE PASSENGERS, ENPLANED REVENUE TONS OF CARGO AND MAIL, AND AIR TRAFFIC
 HUB CLASSIFICATIONS, BY TYPE OF OPERATION, BY TYPE OF SERVICE, BY COMMUNITY, AND BY CARRIER
 12 MONTHS ENDED DECEMBER 31, 1984

L 1 2 3 4 5 6 7 8 9 10 11 12 13 14 15 16 17 18 19 20 21 22 23 24 25 26 27 28 29 30 31 32 33 34 35 36 37 38 39 40 41 42 43 44 45 46 47 48 49 50 51 52 53 54 55 56 57 58 59 60 61 62 63 64 65 66 67 68 69 70 71 72 73 74 75 76 77 78 79 80 81 82 83 84 85 86 87 88 89 90 91 92 93 94 95 96 97 98 99 100 101 102 103 104 105 106 107 108 109 110 111 112	Area, state or country Community (Airport name) Carrier Type of operation Type of service Hub type and percent of enplanements	Enplaned passengers	Enplaned revenue tons					Total cargo and mail	
			Freight	Express	Priority	Nonpriority	Total		Foreign mail
	SOUTH DAKOTA SIOUX FALLS (JDE FOSS FIELD)	ICORT.1 S C-06							
	FL DOMESTIC-----	SCHEDULED	27178	25.72	2.21	251.17		251.17	279.10
	GZ DOMESTIC-----	SCHEDULED	30806	178.14	8.52	330.99	.05	331.04	517.70
		NONSCHEDULED	865						
		ALL SERVICES	31651	178.14	8.52	330.99	.05	331.04	517.70
	RC DOMESTIC-----	SCHEDULED	51610	189.06	4.71	322.15	5.78	327.93	521.70
		NONSCHEDULED	277						
		ALL SERVICES	51887	189.06	4.71	322.15	5.78	327.93	521.70
	UA DOMESTIC-----	SCHEDULED	56544	78.50	16.59	701.39	.01	701.40	796.49
	WA DOMESTIC-----	SCHEDULED	26316	50.22	13.71	151.78	.33	152.11	216.04
	COMMUNITY TOTAL								
	DOMESTIC-----	SCHEDULED	190454	521.64	45.74	1757.48	6.17	1763.65	2331.03
		NONSCHEDULED	1122						
		ALL SERVICES	191576	521.64	45.74	1757.48	6.17	1763.65	2331.03
	WATERTOWN (WATERTOWN MUNICIPAL)	N C-00							
	RC DOMESTIC-----	SCHEDULED	8157	21.54	.37	3.31	.64	4.15	26.06
	TENNESSEE								
	BRISTOL/KINGSPT/JHNSN CTY (TRI CITY)	N C-00							
	AL DOMESTIC-----	SCHEDULED	34661	46.55	20.60	88.70		88.70	155.85
	PI DOMESTIC-----	SCHEDULED	115285	462.03	41.39	318.49		318.49	821.91
		NONSCHEDULED	267						
		ALL SERVICES	115552	462.03	41.39	318.49		318.49	821.91
	COMMUNITY TOTAL								
	DOMESTIC-----	SCHEDULED	149946	508.58	61.99	407.19		407.19	977.76
		NONSCHEDULED	267						
		ALL SERVICES	150213	508.58	61.99	407.19		407.19	977.76
	CHATTANOOGA (LOYALL FIELD)	S C-06							
	DL DOMESTIC-----	SCHEDULED	149183	544.53	100.57	340.99		340.99	986.09
		NONSCHEDULED	217						
		ALL SERVICES	149400	544.53	100.57	340.99		340.99	986.09
	FT DOMESTIC-----	SCHEDULED		16.62		.44		.44	17.06
	PI DOMESTIC-----	SCHEDULED	30331	33.01	.13	405.59		405.59	438.73
		NONSCHEDULED	64						
		ALL SERVICES	30395	33.01	.13	405.59		405.59	438.73
	RC DOMESTIC-----	SCHEDULED	27479	204.60	7.53	59.03	2.29	61.32	273.45
		NONSCHEDULED	149	.06					.06
		ALL SERVICES	27628	204.66	7.53	59.03	2.29	61.32	273.51
	UA DOMESTIC-----	NONSCHEDULED	129						
	COMMUNITY TOTAL								
	DOMESTIC-----	SCHEDULED	206995	798.76	108.23	806.05	2.29	808.34	1715.33
		NONSCHEDULED	959	.06					.06
		ALL SERVICES	207954	798.82	108.23	806.05	2.29	808.34	1715.39
	KNOXVILLE (MC GEE TYSON)	S O-12							
	AL DOMESTIC-----	SCHEDULED	36009	18.91	3.16	136.85		136.85	158.92
	DL DOMESTIC-----	SCHEDULED	205442	656.75	60.73	540.89		540.89	1258.37
		NONSCHEDULED	1222						
		ALL SERVICES	206664	656.75	60.73	540.89		540.89	1258.37
	EA DOMESTIC-----	SCHEDULED	46305	75.95	17.61	165.13	11.41	176.54	270.10
		NONSCHEDULED	72						
		ALL SERVICES	46377	75.95	17.61	165.13	11.41	176.54	270.10
	NY DOMESTIC-----	SCHEDULED	23061						
	RC DOMESTIC-----	SCHEDULED	36031	64.02	2.38	76.13	3.35	79.48	145.88
		NONSCHEDULED	124						
		ALL SERVICES	36155	64.02	2.38	76.13	3.35	79.48	145.88
	UA DOMESTIC-----	SCHEDULED	59952	48.62	7.90	200.85	1.31	202.16	258.68
		NONSCHEDULED	46						
		ALL SERVICES	59998	48.62	7.90	200.85	1.31	202.16	258.68
	COMMUNITY TOTAL								
	DOMESTIC-----	SCHEDULED	406780	864.25	91.78	1119.85	16.07	1135.92	2091.95
		NONSCHEDULED	1464						
		ALL SERVICES	408244	864.25	91.78	1119.85	16.07	1135.92	2091.95
	MEMPHIS (MEMPHIS INTERNATIONAL)	N C-70							
	AA DOMESTIC-----	SCHEDULED	142791	353.59		644.22	19.19	663.41	1087.00
	AL DOMESTIC-----	SCHEDULED	69478	112.54	12.85	464.53		464.53	589.92
		NONSCHEDULED	323						
		ALL SERVICES	69801	112.54	12.85	464.53		464.53	589.92

TABLE 4
 ENPLANED REVENUE PASSENGERS, ENPLANED REVENUE TONS OF CARGO AND MAIL, AND AIR TRAFFIC
 HUB CLASSIFICATIONS, BY TYPE OF OPERATION, BY TYPE OF SERVICE, BY COMMUNITY, AND BY CARRIER
 12 MONTHS ENDED DECEMBER 31, 1984

Line No.	Area, state or country Community (Airport name) Carrier Type of operation Type of service Hub type and percent of enplanements	Enplaned passengers	Enplaned revenue tons						
			Freight	Express	U.S. Mail		Total	Foreign mail	Total cargo and mail
					Priority	Nonpriority			
1	2	3	4	5	6	7	8	9	
	COMMUNITY TOTAL								
1	DOMESTIC-----SCHEDULED	428655	279.37	7.60	350.91	.83	351.74	638.71	
2	NONSCHEDULED	122							
3	ALL SERVICES	428777	279.37	7.60	350.91	.83	351.74	638.71	
4									
5									
6									
7									
8	AUSTIN N 0.50								
9	(ROBERT MUELLER MUNI)								
10	AA DOMESTIC-----SCHEDULED	362056	901.98		1070.79	2.90	1073.69	1975.67	
11	NONSCHEDULED	271							
12	ALL SERVICES	362327	901.98		1070.79	2.90	1073.69	1975.67	
13									
14	AL DOMESTIC-----SCHEDULED	20802	20.06	.72	43.52		43.52	64.30	
15									
16	BN DOMESTIC-----SCHEDULED	57015	31.45		118.24		118.24	149.69	
17									
18	CO DOMESTIC-----SCHEDULED	114152	121.83	.35	126.40		126.40	248.58	
19	NONSCHEDULED	259							
20	ALL SERVICES	114411	121.83	.35	126.40		126.40	248.58	
21									
22	DL DOMESTIC-----SCHEDULED	161181	223.01	32.44	1014.40		1014.40	1269.87	
23	NONSCHEDULED	148							
24	ALL SERVICES	161329	223.01	32.44	1014.40		1014.40	1269.87	
25									
26	EA DOMESTIC-----SCHEDULED	38028	87.09	10.52	155.10	13.11	168.21	265.82	
27	NONSCHEDULED	293							
28	ALL SERVICES	38321	87.09	10.52	155.10	13.11	168.21	265.82	
29									
30	HP DOMESTIC-----SCHEDULED	31048	3.74					3.74	
31									
32	MC DOMESTIC-----SCHEDULED	178630	5.00					5.00	
33	NONSCHEDULED	154							
34	ALL SERVICES	178784	5.00					5.00	
35									
36	GO DOMESTIC-----SCHEDULED	23587	4.20					4.20	
37									
38	PA DOMESTIC-----SCHEDULED	14673	10.80		26.95		26.95	37.75	
39									
40	TM DOMESTIC-----SCHEDULED	10019	3.25		1.88		1.88	5.13	
41									
42	UA DOMESTIC-----SCHEDULED	68197	111.11	7.45	328.80		328.80	447.36	
43	NONSCHEDULED	104							
44	ALL SERVICES	68301	111.11	7.45	328.80		328.80	447.36	
45									
46	WN DOMESTIC-----SCHEDULED	562873							
47	NONSCHEDULED	224							
48	ALL SERVICES	563097							
49									
50	COMMUNITY TOTAL								
51	DOMESTIC-----SCHEDULED	1642261	1523.52	51.50	2886.08	16.01	2902.09	4477.11	
52	NONSCHEDULED	1453							
53	ALL SERVICES	1643714	1523.52	51.50	2886.08	16.01	2902.09	4477.11	
54									
55									
56	BIRMINGHAM/IRLGH/SAN ONTO S 0.13								
57	(HARLINGEN INDUSTRIAL AIRPARK) C.12								
58	AA DOMESTIC-----SCHEDULED	90298	310.35		.14		.14	310.49	
59									
60	WN DOMESTIC-----SCHEDULED	302379							
61									
62	AIRPORT TOTAL								
63	DOMESTIC-----SCHEDULED	392677	310.35		.14		.14	310.49	
64									
65	IRIO GRANDE VALLEY INTL.) C.01								
66	OZ DOMESTIC-----SCHEDULED	19773	52.78	1.25		.01	.01	54.04	
67	NONSCHEDULED	67							
68	ALL SERVICES	19840	52.78	1.25		.01	.01	54.04	
69									
70	VK DOMESTIC-----SCHEDULED	3083.00						3083.00	
71									
72	AIRPORT TOTAL								
73	DOMESTIC-----SCHEDULED	19773	3135.78	1.25		.01	.01	3137.04	
74	NONSCHEDULED	67							
75	ALL SERVICES	19840	3135.78	1.25		.01	.01	3137.04	
76									
77	COMMUNITY TOTAL BY CARRIER								
78	AA DOMESTIC-----SCHEDULED	90298	310.35		.14		.14	310.49	
79									
80	OZ DOMESTIC-----SCHEDULED	19773	52.78	1.25		.01	.01	54.04	
81	NONSCHEDULED	67							
82	ALL SERVICES	19840	52.78	1.25		.01	.01	54.04	
83									
84	VK DOMESTIC-----SCHEDULED	3083.00						3083.00	
85									
86	WN DOMESTIC-----SCHEDULED	302379							
87									
88	COMMUNITY TOTAL								
89	DOMESTIC-----SCHEDULED	412450	3446.13	1.25	.14	.01	.15	3447.53	
90	NONSCHEDULED	67							
91	ALL SERVICES	412517	3446.13	1.25	.14	.01	.15	3447.53	
92									
93									
94									
95	CORPUS CHRISTI S C.14								
96	(CORPUS CHRISTI INTERNATIONAL)								
97	AA DOMESTIC-----SCHEDULED	106425	106.13		138.75		138.75	244.88	
98									
99	CO DOMESTIC-----SCHEDULED	78141	117.42		24.75		24.75	142.17	
100									
101	EA DOMESTIC-----SCHEDULED	25401	212.28	13.77	91.83	4.56	96.39	321.64	
102									
103	GD DOMESTIC-----SCHEDULED	13687	2.40					2.40	
104									
105	UA DOMESTIC-----SCHEDULED	17914	128.05	1.26	38.75		38.75	168.06	
106									
107	WN DOMESTIC-----SCHEDULED	204862							
108									
109									
110									
111									
112									

TABLE 6
 ENPLANED REVENUE PASSENGERS, ENPLANED REVENUE TONS OF CARGO AND MAIL, AND AIR TRAFFIC
 HUB CLASSIFICATIONS, BY TYPE OF OPERATION, BY TYPE OF SERVICE, BY COMMUNITY, AND BY CARRIER
 12 MONTHS ENDED DECEMBER 31, 1964

No.	Area, State or country (Community) Carrier Type of operation Type of service Hub type and percent of enplanements	Enplaned revenue tons							Total cargo and mail
		Enplaned passengers	Freight	Express	Priority	Nonpriority	Total	Foreign mail	
		1	2	3	4	5	6	7	8
1	AIRPORT TOTAL								
2	DOMESTIC-----SCHEDULED	14957665	48071.61	873.62	60230.51	5742.50	65973.01	154918.24	
3	NONSCHEDULED	43025	1406.43		5.00		5.00	1411.43	
4	ALL SERVICES	15000690	89478.04	873.62	60235.51	5742.50	65578.01	156329.67	
5	INTERNATIONAL--SCHEDULED	306999	2661.49		672.28	.74	673.02	3334.51	
6	TOTAL-----SCHEDULED	15264664	90733.10	873.62	60902.79	5743.24	66646.03	158252.75	
7	NONSCHEDULED	43025	1406.43		5.00		5.00	1411.43	
8	ALL SERVICES	15307689	92139.53	873.62	60907.79	5743.24	66651.03	159664.18	
9	COMMUNITY TOTAL BY CARRIER								
10	AA DOMESTIC-----SCHEDULED	9078713	42358.31		36837.54	5614.31	42451.85	84810.16	
11	NONSCHEDULED	1066			5.00		5.00	5.00	
12	ALL SERVICES	9079779	42358.31		36842.54	5614.31	42456.85	84815.16	
13	AA INTERNATIONAL--SCHEDULED	295030	2484.86		633.65	.74	634.39	3119.25	
14	AA TOTAL-----SCHEDULED	9373743	44843.17		37471.19	5615.05	43086.24	87929.41	
15	NONSCHEDULED	1066			5.00		5.00	5.00	
16	ALL SERVICES	9374809	44843.17		37476.19	5615.05	43091.24	87934.41	
17	AL DOMESTIC-----SCHEDULED	106861	174.88	23.32	817.53		817.53	1015.73	
18	NONSCHEDULED	40							
19	ALL SERVICES	106901	174.88	23.32	817.53		817.53	1015.73	
20	BH DOMESTIC-----SCHEDULED	1018680	1408.72	.57	1117.87		1117.87	2527.16	
21	NONSCHEDULED	4355							
22	ALL SERVICES	1023035	1408.72	.57	1117.87		1117.87	2527.16	
23	CB DOMESTIC-----SCHEDULED	13236							
24	NONSCHEDULED	8780							
25	ALL SERVICES	22016							
26	CO DOMESTIC-----SCHEDULED	79138	109.36		38.68		38.68	148.04	
27	DL DOMESTIC-----SCHEDULED	3296777	16284.65	707.07	15593.14		15593.14	32584.86	
28	NONSCHEDULED	718							
29	ALL SERVICES	3297495	16284.65	707.07	15593.14		15593.14	32584.86	
30	DL INTERNATIONAL--SCHEDULED	11969	176.63		38.63		38.63	215.26	
31	DL TOTAL-----SCHEDULED	3308746	16461.28	707.07	15631.77		15631.77	32800.12	
32	NONSCHEDULED	718							
33	ALL SERVICES	3309464	16461.28	707.07	15631.77		15631.77	32800.12	
34	EA DOMESTIC-----SCHEDULED	119992	514.11	12.79	521.96	.27	522.23	1049.13	
35	NONSCHEDULED	149							
36	ALL SERVICES	120141	514.11	12.79	521.96	.27	522.23	1049.13	
37	EZ DOMESTIC-----SCHEDULED		634.00					634.00	
38	NONSCHEDULED		1271.43					1271.43	
39	ALL SERVICES		1905.43					1905.43	
40	FL DOMESTIC-----SCHEDULED	121752	664.94	40.14	477.53		477.53	1182.61	
41	FT DOMESTIC-----SCHEDULED		17844.97		644.56	.25	644.81	18489.78	
42	IW DOMESTIC-----SCHEDULED	822							
43	MC DOMESTIC-----SCHEDULED	606756	104.00					104.00	
44	NONSCHEDULED	735							
45	ALL SERVICES	607491	104.00					104.00	
46	NL DOMESTIC-----SCHEDULED	65780							
47	NONSCHEDULED	297							
48	ALL SERVICES	66077							
49	NI DOMESTIC-----SCHEDULED	77616	558.24	.60	406.36		406.36	965.20	
50	OD DOMESTIC-----SCHEDULED	20090	6.40					6.40	
51	OZ DOMESTIC-----SCHEDULED	156164	365.52	18.52	988.90		988.90	1372.94	
52	NONSCHEDULED	1025							
53	ALL SERVICES	157189	365.52	18.52	988.90		988.90	1372.94	
54	PA DOMESTIC-----SCHEDULED	62311	186.14		235.22		235.22	421.36	
55	NONSCHEDULED	561							
56	ALL SERVICES	62872	186.14		235.22		235.22	421.36	
57	PJ DOMESTIC-----SCHEDULED	265073	1046.34	8.57	873.24		873.24	1928.15	
58	RC DOMESTIC-----SCHEDULED	8847	879.33	8.45	344.47	7.50	371.97	1259.75	
59	NONSCHEDULED	234							
60	ALL SERVICES	9081	879.33	8.45	344.47	7.50	371.97	1259.75	
61	SI DOMESTIC-----SCHEDULED	74480	225.60	34.60	62.40		62.40	322.60	
62	TV DOMESTIC-----SCHEDULED	31597	56.70					56.70	
63	NONSCHEDULED	22484	135.00					135.00	
64	ALL SERVICES	54081	191.70					191.70	
65	TW DOMESTIC-----SCHEDULED	38636	104.28		364.20	23.57	387.77	692.05	
66	UA DOMESTIC-----SCHEDULED	173099	725.67	10.41	606.34	.39	606.73	1336.81	
67	NONSCHEDULED	3178							
68	ALL SERVICES	177087	725.67	10.41	606.34	.39	606.73	1336.81	
69	VK DOMESTIC-----SCHEDULED		3471.08					3471.08	
70	WA DOMESTIC-----SCHEDULED	60490	452.45	8.58	86.57	96.21	182.78	643.81	
71	NONSCHEDULED	144							
72	ALL SERVICES	60634	452.45	8.58	86.57	96.21	182.78	643.81	
73	WR DOMESTIC-----SCHEDULED	2965728							
74	NONSCHEDULED	1350							
75	ALL SERVICES	2967078							
76	YX DOMESTIC-----SCHEDULED	4711							

TABLE 4
 ENPLANED REVENUE PASSENGERS, ENPLANED REVENUE TONS OF CARGO AND MAIL, AND AIR TRAFFIC
 HUB CLASSIFICATIONS, BY TYPE OF OPERATION, BY TYPE OF SERVICE, BY COMMUNITY, AND BY CARRIER
 12 MONTHS ENDED DECEMBER 31, 1984

Line No.	Aero. state or country Community (Airport name) Carrier Type of operation Type of service Hub type and percent of enplanements	Enplaned passengers	Enplaned revenue tons					
			Freight	Express	U.S. Mail		Foreign mail	Total cargo and mail
					Priority	Nonpriority		
1	2	3	4	5	6	7	8	9
1	COMMUNITY TOTAL							
2	DOMESTIC-----SCHEDULED	18130149	88175.61	873.62	60230.51	5742.50	65973.01	155022.24
3	NONSCHEDULED	45090	1406.43		5.00		5.00	1411.43
4	ALL SERVICES	18175239	89582.04	873.62	60235.51	5742.50	65978.01	156433.67
5	INTERNATIONAL--SCHEDULED	306999	2661.49		672.28	.74	673.02	3334.51
6	TOTAL-----SCHEDULED	18437148	90837.10	873.62	60902.79	5743.24	66446.03	158356.75
7	NONSCHEDULED	45090	1406.43		5.00		5.00	1411.43
8	ALL SERVICES	18482238	92243.53	873.62	60907.79	5743.24	66451.03	159768.18
14	EL PASO M C.35							
15	EL PASO INTERNATIONAL)							
16	AA DOMESTIC-----SCHEDULED	248722	611.64		862.69	-.45	863.14	1474.78
17	DL DOMESTIC-----SCHEDULED	46674	138.03	4.04	136.03		138.03	280.10
18	NONSCHEDULED	674						
19	ALL SERVICES	47348	138.03	4.04	136.03		138.03	280.10
20	EA DOMESTIC-----SCHEDULED	46263	271.39	62.40	118.81	-.67	119.48	453.27
21	FL DOMESTIC-----SCHEDULED	38584	51.57	4.66	101.84		101.84	158.07
22	FT DOMESTIC-----SCHEDULED				15.68		15.68	500.95
23	NP DOMESTIC-----SCHEDULED	9480	1.72					1.72
24	UA DOMESTIC-----SCHEDULED	35568	321.82	99.49	24.47	-.01	24.48	445.79
25	NONSCHEDULED	80						
26	ALL SERVICES	35648	321.82	99.49	24.47	-.01	24.48	445.79
27	WA DOMESTIC-----SCHEDULED	28052	140.25	5.27	28.88	-.94	29.82	175.34
28	NONSCHEDULED	250						
29	ALL SERVICES	28302	140.25	5.27	28.88	-.94	29.82	175.34
30	WN DOMESTIC-----SCHEDULED	682658						
31	NONSCHEDULED	122						
32	ALL SERVICES	682780						
33	COMMUNITY TOTAL							
34	DOMESTIC-----SCHEDULED	1134003	2021.69	175.86	1290.40	2.07	1292.47	3490.02
35	NONSCHEDULED	1126						
36	ALL SERVICES	1137129	2021.69	175.86	1290.40	2.07	1292.47	3490.02
48	HOUSTON L 2.81							
49	(HOUSTON INTERCONTINENTAL) 1.72							
50	AA DOMESTIC-----SCHEDULED	450443	814.19		1060.65	290.91	1351.56	2165.75
51	AL DOMESTIC-----SCHEDULED	98011	144.52	18.60	577.50		577.50	740.62
52	BW DOMESTIC-----SCHEDULED	107071	39.67		102.28		102.28	141.95
53	NONSCHEDULED	2386						
54	ALL SERVICES	109457	39.67		102.28		102.28	141.95
55	CO DOMESTIC-----SCHEDULED	2410597	11048.45	381.80	3899.72	377.78	4277.50	15708.09
56	NONSCHEDULED	108						
57	ALL SERVICES	2410705	11048.45	381.80	3899.72	377.78	4277.50	15708.09
58	CO INTERNATIONAL--SCHEDULED	242346	214.30	.98	41.44		41.44	256.72
59	CG TOTAL-----SCHEDULED	2652943	11262.75	382.78	3941.16	377.78	4318.94	15964.81
60	NONSCHEDULED	108						
61	ALL SERVICES	2653051	11262.75	382.78	3941.16	377.78	4318.94	15964.81
62	DL DOMESTIC-----SCHEDULED	475011	2503.73	296.09	3319.55		3319.55	6119.37
63	NONSCHEDULED	80						
64	ALL SERVICES	475091	2503.73	296.09	3319.55		3319.55	6119.37
65	EA DOMESTIC-----SCHEDULED	812916	3787.45	136.38	2880.55	21.50	2902.05	6825.88
66	NONSCHEDULED	273						
67	ALL SERVICES	813189	3787.45	136.38	2880.55	21.50	2902.05	6825.88
68	FT DOMESTIC-----SCHEDULED				7772.61	1.50	108.33	7880.94
69	NI DOMESTIC-----SCHEDULED		3184.15		.41	-.82	1.23	3185.38
70	OD DOMESTIC-----SCHEDULED	71810	57.90		11.30		11.30	69.20
71	PA DOMESTIC-----SCHEDULED	198237	1212.27	.05	956.16		956.16	2169.76
72	NONSCHEDULED	287						
73	ALL SERVICES	198524	1212.27	.05	956.16		956.16	2169.76
74	PA INTERNATIONAL--SCHEDULED	24768	616.12		87.67		87.67	710.54
75	PA TOTAL-----SCHEDULED	224005	1828.39	.05	1043.83		1043.83	2880.30
76	NONSCHEDULED	287						
77	ALL SERVICES	224292	1828.39	.05	1043.83		1043.83	2880.30
78	PJ DOMESTIC-----SCHEDULED	76359	161.13	13.52	578.95		578.95	753.60
79	TV DOMESTIC-----NONSCHEDULED	465	355.00					355.00
80	TW DOMESTIC-----SCHEDULED	139823	333.42	.17	648.06	202.25	870.31	1203.90
81	UA DOMESTIC-----SCHEDULED	243619	478.76	60.46	1485.57		1485.57	2016.81
82	NONSCHEDULED	884						
83	ALL SERVICES	244503	478.76	60.46	1485.57		1485.57	2016.81
84	WA DOMESTIC-----SCHEDULED	66738	548.92	100.88	248.82	-.84	248.88	898.66
85	NONSCHEDULED	282						
86	ALL SERVICES	67020	548.92	100.88	248.82	-.84	248.88	898.66
87	WN DOMESTIC-----SCHEDULED	217180						
88	NONSCHEDULED	234						
89	ALL SERVICES	217414						

TABLE 4
 ENPLANED REVENUE PASSENGERS, ENPLANED REVENUE TONS OF CARGO AND MAIL, AND AIR TRAFFIC
 HUB CLASSIFICATIONS, BY TYPE OF OPERATION, BY TYPE OF SERVICE, BY COMMUNITY, AND BY CARRIER
 12 MONTHS ENDED DECEMBER 31, 1984

Line No.	Area, state or country Community (Airport name) Carrier	Type of operation Type of service Hub type and percent of enplanements	Enplaned passengers	Enplaned revenue tons					Foreign mail	Total cargo and mail
				Freight	Express	Priority	U.S. Mail Nonpriority	Total		
1	2	3	4	5	6	7	8	9		
1	AIRPORT TOTAL									
2	DOMESTIC-----	SCHEDULED	5364915	32079.17	1007.97	15896.35	894.80	16791.15	1.62	49879.91
3		NONSCHEDULED	4981	355.00						355.00
4		ALL SERVICES	5369896	32434.17	1007.97	15896.35	894.80	16791.15	1.62	50234.91
5										
6	INTERNATIONAL-----	SCHEDULED	267114	830.42	.98	129.11		16791.15	6.75	967.26
7										
8	TOTAL-----	SCHEDULED	5632029	32909.59	1008.95	16025.46	894.80	16520.26	8.37	50847.17
9		NONSCHEDULED	4981	355.00						355.00
10		ALL SERVICES	5637010	33264.59	1008.95	16025.46	894.80	16920.26	8.37	51202.17
11										
12	(WILLIAM P. HOBBY)		1.09							
13	AA DOMESTIC-----	SCHEDULED	164920	56.49		1.79		1.79		58.28
14										
15	BN DOMESTIC-----	SCHEDULED	1545							
16										
17	CB DOMESTIC-----	SCHEDULED	5237							
18										
19	CO DOMESTIC-----	NONSCHEDULED	108							
20										
21	DL DOMESTIC-----	SCHEDULED	131644	150.91	2.06	1.61		1.61		154.58
22		NONSCHEDULED	372	834						2.35
23		ALL SERVICES	132018	150.91	2.06	1.61		1.61		154.58
24										
25	EA DOMESTIC-----	SCHEDULED	28303	13.22	1.28	2.50		2.50		17.00
26		NONSCHEDULED	195							
27		ALL SERVICES	28498	13.22	1.28	2.50		2.50		17.00
28										
29	FL DOMESTIC-----	SCHEDULED	92591	437.18	48.64	.29		.29		486.11
30										
31	FT DOMESTIC-----	SCHEDULED		9.65		.09		.09		9.74
32										
33	MC DOMESTIC-----	SCHEDULED	647488	56.00						56.00
34		NONSCHEDULED	108							
35		ALL SERVICES	647596	56.00						56.00
36										
37	GD DOMESTIC-----	SCHEDULED	7939							
38		NONSCHEDULED		48.10						48.10
39		ALL SERVICES	7939	48.10						48.10
40										
41	DZ DOMESTIC-----	SCHEDULED	73678	140.91	9.02	.11		.11		150.04
42		NONSCHEDULED	834	2.35						2.35
43		ALL SERVICES	74512	143.26	9.02	.11		.11		152.39
44										
45	PE DOMESTIC-----	SCHEDULED	307155							
46										
47	RC DOMESTIC-----	SCHEDULED	268353	1380.99	31.07	4.71	14.69	19.40		1431.46
48		NONSCHEDULED	343							
49		ALL SERVICES	268696	1380.99	31.07	4.71	14.69	19.40		1431.46
50										
51	WN DOMESTIC-----	SCHEDULED	1829350							
52		NONSCHEDULED	1432							
53		ALL SERVICES	1830782							
54										
55	AIRPORT TOTAL									
56	DOMESTIC-----	SCHEDULED	3558205	2245.35	92.07	11.10	14.69	25.79		2363.21
57		NONSCHEDULED	3392	50.45						50.45
58		ALL SERVICES	3561597	2295.80	92.07	11.10	14.69	25.79		2413.66
59										
60	COMMUNITY TOTAL BY CARRIER									
61	AA DOMESTIC-----	SCHEDULED	615363	870.68		1062.44	290.91	1353.35		2224.03
62										
63	AL DOMESTIC-----	SCHEDULED	98011	144.52	18.60	577.50		577.50		740.62
64										
65	BN DOMESTIC-----	SCHEDULED	108616	39.67		102.28		102.28		141.95
66		NONSCHEDULED	2386							
67		ALL SERVICES	111002	39.67		102.28		102.28		141.95
68										
69	CB DOMESTIC-----	SCHEDULED	5237							
70										
71	CD DOMESTIC-----	SCHEDULED	2410597	11048.45	381.80	3899.72	377.78	4277.50	.34	15708.09
72		NONSCHEDULED	216							
73		ALL SERVICES	2410813	11048.45	381.80	3899.72	377.78	4277.50	.34	15708.09
74										
75	CO INTERNATIONAL-----	SCHEDULED	242346	214.30	.98	41.44		41.44		256.72
76										
77	CO TOTAL-----	SCHEDULED	2652943	11262.75	382.78	3941.16	377.78	4318.94	.34	15964.81
78		NONSCHEDULED	216							
79		ALL SERVICES	2653159	11262.75	382.78	3941.16	377.78	4318.94	.34	15964.81
80										
81	DL DOMESTIC-----	SCHEDULED	604657	2654.64	298.15	3321.16		3321.16		6273.95
82		NONSCHEDULED	452							
83		ALL SERVICES	607109	2654.64	298.15	3321.16		3321.16		6273.95
84										
85	EA DOMESTIC-----	SCHEDULED	841219	3800.67	137.66	2883.05	21.50	2904.55		6842.88
86		NONSCHEDULED	448							
87		ALL SERVICES	841667	3800.67	137.66	2883.05	21.50	2904.55		6842.88
88										
89	FL DOMESTIC-----	SCHEDULED	92591	437.18	48.64	.29		.29		486.11
90										
91	FT DOMESTIC-----	SCHEDULED		7782.24		106.92	1.50	108.42		7890.68
92										
93	MC DOMESTIC-----	SCHEDULED	647488	56.00						56.00
94		NONSCHEDULED	108							
95		ALL SERVICES	647596	56.00						56.00
96										
97	NI DOMESTIC-----	SCHEDULED		3184.15		.41	.82	1.23		3185.38
98										
99	GO DOMESTIC-----	SCHEDULED	79749	57.90		11.30		11.30		69.20
100		NONSCHEDULED		48.10						48.10
101		ALL SERVICES	79749	106.00		11.30		11.30		117.30
102										
103	GZ DOMESTIC-----	SCHEDULED	73678	140.91	9.02	.11		.11		150.04
104		NONSCHEDULED	834	2.35						2.35
105		ALL SERVICES	74512	143.26	9.02	.11		.11		152.39
106										
107	PA DOMESTIC-----	SCHEDULED	199237	1212.27	.05	956.16		956.16	1.28	2169.76
108		NONSCHEDULED	287							
109		ALL SERVICES	199524	1212.27	.05	956.16		956.16	1.28	2169.76
110										
111										
112										

TABLE 6
 ENPLANED REVENUE PASSENGERS, ENPLANED REVENUE TONS OF CARGO AND MAIL, AND AIR TRAFFIC
 HUB CLASSIFICATIONS, BY TYPE OF OPERATION, BY TYPE OF SERVICE, BY COMMUNITY, AND BY CARRIER
 12 MONTHS ENDED DECEMBER 31, 1984

L 1 2 3 4 5 6 7 8 9 10 11 12 13 14 15 16 17 18 19 20 21 22 23 24 25 26 27 28 29 30 31 32 33 34 35 36 37 38 39 40 41 42 43 44 45 46 47 48 49 50 51 52 53 54 55 56 57 58 59 60 61 62 63 64 65 66 67 68 69 70 71 72 73 74 75 76 77 78 79 80 81 82 83 84 85 86 87 88 89 90 91 92 93 94 95 96 97 98 99 100 101 102 103 104 105 106 107 108 109 110 111 112	Area, state or country Community (Airport name) Carrier Type of operation Type of service Hub type and percent of enplanements	Enplaned passengers	Enplaned revenue tons						
			Freight	Expre	U.S. Mail		Total	Foreign mail	Total cargo and mail
No.					Priority	Nonpriority			
1	COMMUNITY TOTAL BY CARRIER (CONT.)								
2	PA INTERNATIONAL--SCHEDULED	24768	616.12		87.67		87.67	6.75	710.54
3	PA TOTAL								
4	SCHEDULED	224005	1828.39	.05	1043.83		1043.83	8.03	2880.30
5	NONSCHEDULED	287							
6	ALL SERVICES	224292	1828.39	.05	1043.83		1043.83	8.03	2880.30
7	PE DOMESTIC--SCHEDULED	307155							
8	PE DOMESTIC--SCHEDULED	76359	161.13	13.52	578.95		578.95		753.60
9	PE DOMESTIC--SCHEDULED								
10	SCHEDULED	268353	1380.99	31.07	4.71	14.69	19.40		1431.46
11	NONSCHEDULED	343							
12	ALL SERVICES	268696	1380.99	31.07	4.71	14.69	19.40		1431.46
13	TV DOMESTIC--NONSCHEDULED	465	355.00						355.00
14	TV DOMESTIC--NONSCHEDULED								
15	SCHEDULED	135923	333.42	.17	466.06	202.25	870.31		1203.90
16	NONSCHEDULED	243619	470.76	60.48	1485.57		1485.57		2016.81
17	ALL SERVICES	244483	470.76	60.48	1485.57		1485.57		2016.81
18	UA DOMESTIC--SCHEDULED	66738	548.92	100.88	248.82	.04	248.86		898.66
19	UA DOMESTIC--SCHEDULED	282							
20	UA DOMESTIC--ALL SERVICES	67020	548.92	100.88	248.82	.04	248.86		898.66
21	WN DOMESTIC--SCHEDULED	2046530							
22	WN DOMESTIC--SCHEDULED	1668							
23	WN DOMESTIC--ALL SERVICES	2048198							
24	COMMUNITY TOTAL DOMESTIC--SCHEDULED	8923120	34324.52	1100.04	15907.45	909.49	16816.94	1.62	52243.12
25	COMMUNITY TOTAL DOMESTIC--SCHEDULED	8373	405.45						405.45
26	COMMUNITY TOTAL DOMESTIC--ALL SERVICES	8931493	34729.97	1100.04	15907.45	909.49	16816.94	1.62	52648.57
27	INTERNATIONAL--SCHEDULED	267114	830.42	.98	129.11		129.11	6.75	967.26
28	TOTAL--SCHEDULED	9190234	35154.94	1101.02	16036.56	909.49	16946.05	8.37	53210.38
29	TOTAL--SCHEDULED	8373	405.45						405.45
30	TOTAL--ALL SERVICES	9198607	35560.39	1101.02	16036.56	909.49	16946.05	8.37	53615.83
31	LUBBOCK S 0.15								
32	(LUBBOCK REGIONAL)								
33	AA DOMESTIC--SCHEDULED	111065	110.47		167.97		167.97		278.44
34	AA DOMESTIC--SCHEDULED								
35	DL DOMESTIC--SCHEDULED	82681	133.26	9.81	180.20		180.20		323.27
36	DL DOMESTIC--SCHEDULED								
37	MC DOMESTIC--SCHEDULED	11650	3.00						3.00
38	MC DOMESTIC--SCHEDULED								
39	WN DOMESTIC--SCHEDULED	301661							
40	WN DOMESTIC--SCHEDULED	480							
41	WN DOMESTIC--ALL SERVICES	302149							
42	COMMUNITY TOTAL DOMESTIC--SCHEDULED	507057	246.73	9.81	348.17		348.17		604.71
43	COMMUNITY TOTAL DOMESTIC--SCHEDULED	488							
44	COMMUNITY TOTAL DOMESTIC--ALL SERVICES	507545	246.73	9.81	348.17		348.17		604.71
45	MIDLAND/ODESSA S 0.20								
46	(MIDLAND REGIONAL)								
47	AA DOMESTIC--SCHEDULED	137845	347.86		64.31		64.31		412.17
48	AA DOMESTIC--SCHEDULED								
49	FL DOMESTIC--SCHEDULED	30529	79.30	4.95	13.98		13.98		98.23
50	FL DOMESTIC--SCHEDULED								
51	MC DOMESTIC--SCHEDULED	113252	8.00						8.00
52	MC DOMESTIC--SCHEDULED								
53	WN DOMESTIC--SCHEDULED	370706							
54	WN DOMESTIC--SCHEDULED	366							
55	WN DOMESTIC--ALL SERVICES	371072							
56	ZV DOMESTIC--SCHEDULED	3723	14.97	.41					17.38
57	COMMUNITY TOTAL DOMESTIC--SCHEDULED	654095	452.13	5.36	78.29		78.29		535.78
58	COMMUNITY TOTAL DOMESTIC--SCHEDULED	366							
59	COMMUNITY TOTAL DOMESTIC--ALL SERVICES	654461	452.13	5.36	78.29		78.29		535.78
60	MISSION/CALLEN/EDINBURG N 0.00								
61	(MILLER INTERNATIONAL)								
62	CO DOMESTIC--SCHEDULED	84093	94.05	.06	18.64		18.64		112.75
63	CO DOMESTIC--SCHEDULED								
64	OO DOMESTIC--SCHEDULED	49429	28.70		6.10		6.10		34.80
65	OO DOMESTIC--SCHEDULED								
66	COMMUNITY TOTAL DOMESTIC--SCHEDULED	153522	122.75	.06	24.74		24.74		147.55
67	COMMUNITY TOTAL DOMESTIC--SCHEDULED								
68	SAN ANTONIO N 0.63								
69	(SAN ANTONIO INTERNATIONAL)								
70	AA DOMESTIC--SCHEDULED	306916	853.86		1594.22	106.79	1703.01		2556.87
71	AA DOMESTIC--SCHEDULED								
72	AL DOMESTIC--SCHEDULED	29140	37.67	.89	144.29		144.29		182.85
73	AL DOMESTIC--SCHEDULED								
74	BN DOMESTIC--SCHEDULED	75275	74.19		154.87		154.87		231.06
75	BN DOMESTIC--SCHEDULED	361							
76	BN DOMESTIC--ALL SERVICES	75636	74.19		154.87		154.87		231.06
77	BN DOMESTIC--SCHEDULED	161119	449.89	.14	264.26		264.26		714.29
78	BN DOMESTIC--SCHEDULED								
79	CO DOMESTIC--SCHEDULED	231817	431.31	29.84	1383.17		1383.17		1944.32
80	CO DOMESTIC--SCHEDULED	147							
81	CO DOMESTIC--ALL SERVICES	231964	431.31	29.84	1383.17		1383.17		1944.32

TABLE 6
 ENPLANED REVENUE PASSENGERS, ENPLANED REVENUE TONS OF CARGO AND MAIL, AND AIR TRAFFIC
 HUB CLASSIFICATIONS, BY TYPE OF OPERATION, BY TYPE OF SERVICE, BY COMMUNITY, AND BY CARRIER
 12 MONTHS ENDED DECEMBER 31, 1984

L 1 2 3 4 5 6 7 8 9 10 11 12 13 14 15 16 17 18 19 20 21 22 23 24 25 26 27 28 29 30 31 32 33 34 35 36 37 38 39 40 41 42 43 44 45 46 47 48 49 50 51 52 53 54 55 56 57 58 59 60 61 62 63 64 65 66 67 68 69 70 71 72 73 74 75 76 77 78 79 80 81 82 83 84 85 86 87 88 89 90 91 92 93 94 95 96 97 98 99 100 101 102 103 104 105 106 107 108 109 110 111 112	Aren, state or country Community (Airport name) Carrier Type of operation Type of service Hub type and percent of enplanements	Enplaned passengers	Freight	Express	Enplaned revenue tons			Foreign mail	Total cargo and mail
					Priority	Nonpriority	Total		
					U.S. Mail				
					Priority	Nonpriority	Total		
					5	6	7	8	9
1	SAN ANTONIO INTERNATIONAL (CONT.)								
2	EA DOMESTIC-----SCHEDULED	112466	673.82	37.97	630.49	.20	630.69		1342.48
3	EA INTERNATIONAL--SCHEDULED	32146	154.09	5.31	3.85	.33	4.18		163.58
4	EA TOTAL-----SCHEDULED	144612	827.91	43.28	634.34	.53	634.87		1506.06
5	OD DOMESTIC-----SCHEDULED	19005	8.50		1.50		1.50		10.00
6	OJ DOMESTIC-----SCHEDULED	52817	136.83	1.12	206.35		206.35		344.30
7	NON SCHEDULED	574	.06						.06
8	ALL SERVICES	53391	136.89	1.12	206.35		206.35		344.36
9	PA DOMESTIC-----SCHEDULED	14064	23.04		2.31		2.31	.42	25.77
10	TW DOMESTIC-----SCHEDULED	77798	72.95	.76	250.77	203.13	453.90		527.61
11	UA DOMESTIC-----SCHEDULED	93294	226.89	13.56	740.94	3.34	744.28		984.73
12	NON SCHEDULED	512							
13	ALL SERVICES	93806	226.89	13.56	740.94	3.34	744.28		984.73
14	WN DOMESTIC-----SCHEDULED	765045							
15	NON SCHEDULED	590							
16	ALL SERVICES	765635							
17	COMMUNITY TOTAL								
18	DOMESTIC-----SCHEDULED	2018758	2992.95	84.28	5375.17	313.46	5688.63	.42	8766.28
19	NON SCHEDULED	2184	.06						.06
20	ALL SERVICES	2020942	2993.01	84.28	5375.17	313.46	5688.63	.42	8766.34
21	INTERNATIONAL--SCHEDULED	32146	154.09	5.31	3.85	.33	4.18		163.58
22	TOTAL-----SCHEDULED	2050904	3147.04	89.59	5379.02	313.79	5692.81	.42	8929.86
23	NON SCHEDULED	2184	.06						.06
24	ALL SERVICES	2053088	3147.10	89.59	5379.02	313.79	5692.81	.42	8929.92
25									
26	WACO (JAMES CONNALLY)	N C.00							
27	COMMUNITY TOTAL								
28									
29	WICHITA FALLS (SHEPPARD AFB/WH-FALLS AIR TAML)	N C.00							
30	COMMUNITY TOTAL								
31									
32	UTAH								
33									
34	CEDAR CITY (CEDAR CITY MUNI)	N C.00							
35	OG DOMESTIC-----SCHEDULED	6291	17.50		8.00		8.00		25.50
36									
37	OGDEN (HILL AFB)	N C.00							
38									
39	ST. GEORGE (ST. GEORGE MUNI)	N C.00							
40	OG DOMESTIC-----SCHEDULED	13495	33.20		12.50		12.50		45.70
41									
42	SALT LAKE CITY (SALT LAKE CITY INTL)	L 1.06							
43	AA DOMESTIC-----SCHEDULED	110934	384.12		152.73		152.73		536.85
44	CO DOMESTIC-----SCHEDULED	156482	204.97	.19	114.60		114.60		319.76
45	DL DOMESTIC-----SCHEDULED	71607	590.93	44.95	523.92		523.92		1159.80
46	EA DOMESTIC-----SCHEDULED	46650	396.19	5.28	595.30	1.09	596.39		997.86
47	FL DOMESTIC-----SCHEDULED	124470	262.19	14.96	413.34		413.34		690.51
48	NON SCHEDULED	194							
49	ALL SERVICES	124664	262.19	14.96	413.34		413.34		690.51
50	MP DOMESTIC-----SCHEDULED	7955	1.08						1.08
51	OG DOMESTIC-----SCHEDULED	73039	235.70		214.30		214.30		450.00
52	OK DOMESTIC-----SCHEDULED	7402	20.94						20.94
53	RC DOMESTIC-----SCHEDULED	32565	154.23	.77	111.22	1.64	112.88		269.88
54	NON SCHEDULED	212							
55	ALL SERVICES	32777	154.23	.77	111.22	1.64	112.88		269.88
56	TW DOMESTIC-----SCHEDULED	72217	282.16		402.42	243.70	646.12		928.28
57	UA DOMESTIC-----SCHEDULED	285358	1296.50	93.61	1244.42	.43	1244.85		2634.96
58	NON SCHEDULED	963							
59	ALL SERVICES	286321	1296.50	93.61	1244.42	.43	1244.85		2634.96
60	WA DOMESTIC-----SCHEDULED	2453285	13354.02	845.25	8024.40	335.58	8359.98		22361.25
61	NON SCHEDULED	1304							
62	ALL SERVICES	2454649	13354.02	845.25	8024.40	335.58	8359.98		22361.25
63	WG DOMESTIC-----SCHEDULED	33372	68.75		310.98	43.27	354.25		423.00
64	COMMUNITY TOTAL								
65	DOMESTIC-----SCHEDULED	3474958	17255.78	1005.01	12187.65	625.73	12733.38		30994.17
66	NON SCHEDULED	2751							
67	ALL SERVICES	3477711	17255.78	1005.01	12187.65	625.73	12733.38		30994.17

TABLE 6
 ENPLANED REVENUE PASSENGERS, ENPLANED REVENUE TONS OF CARGO AND MAIL, AND AIR TRAFFIC
 HUB CLASSIFICATIONS, BY TYPE OF OPERATION, BY TYPE OF SERVICE, BY COMMUNITY, AND BY CARRIER
 12 MONTHS ENDED DECEMBER 31, 1964

Line No.	Area, state or country (Community) (Airport name) Carrier Type of operation Type of service Hub type and percent of enplanements	Enplaned passengers	Enplaned revenue tons					Total large and mail
			Freight	Express	U.S. Mail		Foreign mail	
					Priority	Nonpriority		
3			4	5	6	7	8	
1	UTAH (COR 1)							
2	VERNAL (VERNAL) M C.00							
3	QC DOMESTIC—SCHEDULED	6468	30.20		23.20		23.20	53.40
4								
5								
6								
7								
8	VERMONT							
9								
10								
11	BURLINGTON (COR 1) S C.11							
12	AL DOMESTIC—SCHEDULED	93147	241.47	4.51	46.00		46.00	291.98
13								
14	PE DOMESTIC—SCHEDULED	215689						
15								
16	QH DOMESTIC—SCHEDULED	5058	.03	.04				.07
17								
18	UA DOMESTIC—SCHEDULED	35946	110.36	2.06	93.95		93.95	206.37
19								
20	UR DOMESTIC—SCHEDULED	2489	.58	.14				.72
21								
22								
23	COMMUNITY TOTAL DOMESTIC—SCHEDULED	356329	352.44	6.75	139.95		139.95	499.14
24								
25								
26								
27								
28								
29								
30	VIRGINIA							
31								
32								
33	CHARLOTTESVILLE (COR 1) M C.00							
34	(CHARLOTTESVILLE-ALBERMARLE)							
35	PI DOMESTIC—SCHEDULED	32485	86.98	.06	3.13		3.13	90.17
36		1251						
37	NON SCHEDULED ALL SERVICES	33736	86.98	.06	3.13		3.13	90.17
38								
39								
40								
41	LYNCHBURG (COR 1) M C.00							
42	(LYNCHBURG MUN/PRESTON GLEN FLD)							
43	PI DOMESTIC—SCHEDULED	21247	38.80					38.80
44								
45								
46								
47	NORFOLK/VA BCH/PTSMH/CHESAPE M C.46							
48	(NORFOLK REGIONAL)							
49	AL DOMESTIC—SCHEDULED	254074	151.36	4.11	155.41		155.41	310.88
50		318						
51	NON SCHEDULED ALL SERVICES	254392	151.36	4.11	155.41		155.41	310.84
52								
53	DL DOMESTIC—SCHEDULED	111334	182.29	12.22	153.21		153.21	347.72
54								
55	EA DOMESTIC—SCHEDULED	123064	274.54	35.51	246.62	141.32	387.94	697.99
56		1001						
57	NON SCHEDULED ALL SERVICES	124065	274.54	35.51	246.62	141.32	387.94	697.99
58								
59	EA INTERNATIONAL—SCHEDULED	66						
60								
61	EA TOTAL—SCHEDULED	123130	274.54	35.51	246.62	141.32	387.94	697.99
62		1001						
63	NON SCHEDULED ALL SERVICES	124131	274.54	35.51	246.62	141.32	387.94	697.99
64								
65	DZ DOMESTIC—SCHEDULED	32455	16.07	2.83	52.86		52.86	71.76
66		200						
67	NON SCHEDULED ALL SERVICES	32655	16.07	2.83	52.86		52.86	71.76
68								
69	PE DOMESTIC—SCHEDULED	168920						
70								
71	PI DOMESTIC—SCHEDULED	679897	464.21	33.02	787.77		787.77	1285.00
72		1114						
73	NON SCHEDULED ALL SERVICES	681011	464.21	33.02	787.77		787.77	1285.00
74								
75	TH DOMESTIC—SCHEDULED	17352	3.95	.12	.21		.21	4.28
76								
77	UA DOMESTIC—SCHEDULED	102706	168.45	36.30	437.19		437.19	641.94
78		125						
79	NON SCHEDULED ALL SERVICES	102831	168.45	36.30	437.19		437.19	641.94
80								
81	ZO DOMESTIC—SCHEDULED	12616						
82								
83	COMMUNITY TOTAL DOMESTIC—SCHEDULED	1502418	1260.87	124.11	1833.27	141.32	1974.59	3359.57
84		2758						
85	NON SCHEDULED ALL SERVICES	1505176	1260.87	124.11	1833.27	141.32	1974.59	3359.57
86								
87								
88	INTERNATIONAL—SCHEDULED	66						
89								
90	TOTAL—SCHEDULED	1502484	1260.87	124.11	1833.27	141.32	1974.59	3359.57
91		2758						
92	NON SCHEDULED ALL SERVICES	1505242	1260.87	124.11	1833.27	141.32	1974.59	3359.57
93								
94								
95								
96	RICHMOND (COR 1) S C.17							
97	(RICHMOND E BYRD FLYING FIELD)							
98	AL DOMESTIC—SCHEDULED	58262	9.07	1.22	67.66		67.66	77.95
99		201						
100	NON SCHEDULED ALL SERVICES	58463	9.07	1.22	67.66		67.66	77.95
101								
102	DL DOMESTIC—SCHEDULED	41089	216.76	3.17	66.91		66.91	286.84
103								
104	EA DOMESTIC—SCHEDULED	162338	450.92	2.75	446.66	.36	447.02	1100.69
105		206						
106	NON SCHEDULED ALL SERVICES	162444	450.92	2.75	446.66	.36	447.02	1100.69
107								
108	PI DOMESTIC—SCHEDULED	250131	461.02	35.34	811.56		811.56	1307.92
109		789						
110	NON SCHEDULED ALL SERVICES	250920	461.02	35.34	811.56		811.56	1307.92
111								
112								

TABLE 6
 ENPLANED REVENUE PASSENGERS, ENPLANED REVENUE TONS OF CARGO AND MAIL, AND AIR TRAFFIC
 HUB CLASSIFICATIONS, BY TYPE OF OPERATION, BY TYPE OF SERVICE, BY COMMUNITY, AND BY CARRIER
 12 MONTHS ENDED DECEMBER 31, 1984

Line No.	Area, state or country Community (Airport name) Carrier Type of operation Type of service Hub type and percent of enplanements	Enplaned passengers	Freight	Express	Enplaned revenue tons		Foreign mail	Total cargo and mail
					U.S. Mail Priority	Nonpriority		
1	2	3	4	5	6	7	8	9
1	RICHARD E BYRD FLYING FIELD (COAST.)							
2	UA DOMESTIC-----SCHEDULED	44613	48.94	7.23	386.54			442.71
3	UA DOMESTIC-----NONSCHEDULED	178						
4	UA DOMESTIC-----ALL SERVICES	44791	48.94	7.23	386.54			442.71
5								
6	ZO DOMESTIC-----SCHEDULED	6780						
7								
8	COMMUNITY TOTAL-----SCHEDULED	56343	1186.71	49.71	1979.33			3216.11
9	DOMESTIC-----NONSCHEDULED	1274						
10	DOMESTIC-----ALL SERVICES	564687	1186.71	49.71	1979.33			3216.11
11								
12								
13								
14								
15	ROANOKE							
16	(ROANOKE MUNI) S C.06							
17	IM DOMESTIC-----SCHEDULED	5424						
18								
19	PI DOMESTIC-----SCHEDULED	195164	510.97	1.73	202.78			715.48
20	PI DOMESTIC-----NONSCHEDULED	976						
21	PI DOMESTIC-----ALL SERVICES	200140	510.97	1.73	202.78			715.48
22								
23	COMMUNITY TOTAL-----SCHEDULED	204588	510.97	1.73	202.78			715.48
24	DOMESTIC-----NON-SCHEDULED	976						
25	DOMESTIC-----ALL SERVICES	205564	510.97	1.73	202.78			715.48
26								
27								
28								
29	WASHINGTON							
30								
31								
32								
33								
34	EVERETT							
35	(SNOWBUSH COUNTY/PAINÉ COUNTY) N C.00							
36								
37								
38	MOSES LAKE							
39	(GRANT COUNTY) N C.00							
40	NM DOMESTIC-----SCHEDULED	180	3.09					3.09
41								
42	UA DOMESTIC-----SCHEDULED	517	18.61					19.82
43								
44	COMMUNITY TOTAL-----SCHEDULED	697	21.70					22.91
45								
46								
47								
48								
49	PASCO/KENNEWICK/RICHLAND							
50	(TRJ-CITIES) N C.00							
51	FL DOMESTIC-----SCHEDULED	14047	13.31	3.95	3.30			20.56
52								
53	QX DOMESTIC-----SCHEDULED	18108	8.34					9.25
54								
55	MA DOMESTIC-----SCHEDULED	21287	32.31	14.93	2.78			50.02
56								
57	COMMUNITY TOTAL-----SCHEDULED	53442	53.96	18.88	6.54			79.83
58								
59								
60								
61								
62	PULLMAN/MOSCOW							
63	(PULLMAN-MOSCOW REGIONAL) N C.00							
64	QX DOMESTIC-----SCHEDULED	3006	.48					.48
65								
66								
67								
68	SEATTLE/TACOMA							
69	(BOEING FIELD INTL.) L 1.54 C.00							
70	AA DOMESTIC-----SCHEDULED	205	.25					2.47
71								
72	CO DOMESTIC-----SCHEDULED	288	3.73					3.87
73								
74	EZ DOMESTIC-----SCHEDULED		55.00					55.00
75	EZ DOMESTIC-----NONSCHEDULED		45.00					45.00
76	EZ DOMESTIC-----ALL SERVICES		100.00					100.00
77								
78	NM DOMESTIC-----SCHEDULED	310	.16					1.71
79								
80	RC DOMESTIC-----SCHEDULED	326	1.41	.03	1.12			2.56
81								
82	WA DOMESTIC-----SCHEDULED	727	.57	.01	2.55			3.13
83								
84	WC DOMESTIC-----SCHEDULED	373	2.33		1.19			3.52
85								
86	AIRPORT TOTAL-----SCHEDULED	2229	63.65	.04	8.77			72.26
87	DOMESTIC-----NONSCHEDULED		45.00					45.00
88	DOMESTIC-----ALL SERVICES	2229	108.65	.04	8.77			117.26
89								
90								
91	(SEATTLE-TACOMA INTERNATIONAL) 1.54							
92	AA DOMESTIC-----SCHEDULED	220044	660.50			14.08		1726.73
93								
94	AS DOMESTIC-----SCHEDULED	742242	8085.58			2.74		13241.09
95	AS DOMESTIC-----NONSCHEDULED	2401	20.20					20.20
96	AS DOMESTIC-----ALL SERVICES	744643	8105.78			2.74		13261.29
97								
98	CO DOMESTIC-----SCHEDULED	130725	1870.93	8.72	218.20			2097.85
99								
100	DL DOMESTIC-----SCHEDULED	167764	3431.55	173.47	657.26			4262.28
101	DL DOMESTIC-----NONSCHEDULED	148						
102	DL DOMESTIC-----ALL SERVICES	167912	3431.55	173.47	657.26			4262.28
103								
104	EA DOMESTIC-----SCHEDULED	152995	1830.28	22.19	856.09			2708.75
105								
106	EZ DOMESTIC-----SCHEDULED		2660.00					2660.00
107	EZ DOMESTIC-----NONSCHEDULED		134.00					134.00
108	EZ DOMESTIC-----ALL SERVICES		2794.00					2794.00
109								
110	FL DOMESTIC-----SCHEDULED	78985	287.31	12.54	288.10			449.95
111								
112								

TABLE 6
 ENPLANED REVENUE PASSENGERS, ENPLANED REVENUE TONS OF CARGO AND MAIL, AND AIR TRAFFIC
 HUB CLASSIFICATIONS, BY TYPE OF OPERATION, BY TYPE OF SERVICE, BY COMMUNITY, AND BY CARRIER
 12 MONTHS ENDED DECEMBER 31, 1984

Line No.	Area, state or country Community (Airport name) Carrier Type of operation Type of service Hub type and percent of enplanements	Enplaned passengers	Enplaned revenue tons				Foreign mail	Total cargo and mail
			Freight	Express	Priority	Nonpriority		
1	SEATTLE-TACOMA INTERNATIONAL (CONT.)							
2	FT DOMESTIC-----SCHEDULED	13665.27			1013.05	166.92	1179.97	14845.24
3								
4	FT INTERNATIONAL--SCHEDULED	228.03			4.79	1.49	6.28	234.31
5	NONSCHEDULED	666.30						666.30
6	ALL SERVICES	894.33			4.79	1.49	6.28	900.61
7								
8	FT TOTAL-----SCHEDULED	13893.30			1017.84	168.41	1186.25	15079.55
9	NONSCHEDULED	666.30						666.30
10	ALL SERVICES	14559.60			1017.84	168.41	1186.25	15745.85
11								
12	NW DOMESTIC-----SCHEDULED	658100	25355.55	41.06	3823.00	2019.40	5842.40	29.69
13								
14	NW INTERNATIONAL--SCHEDULED	147753	4818.91		2326.37	308.55	2634.92	365.72
15	NONSCHEDULED	399.04						399.04
16	ALL SERVICES	147753	5217.95		2326.37	308.55	2634.92	365.72
17								
18	NW TOTAL-----SCHEDULED	805853	30174.46	41.06	6149.37	2327.95	8477.32	395.41
19	NONSCHEDULED	399.04						399.04
20	ALL SERVICES	805853	30573.50	41.06	6149.37	2327.95	8477.32	395.41
21								
22	CC DOMESTIC-----SCHEDULED	135188	437.60	2.00	219.52		219.52	659.12
23	NONSCHEDULED	73.6						
24	ALL SERVICES	135924	437.60	2.00	219.52		219.52	659.12
25								
26	PA DOMESTIC-----SCHEDULED	7316	40.04					40.04
27								
28	PA INTERNATIONAL--SCHEDULED	30210	762.42		29.48	3.86	33.34	795.76
29								
30	PA TOTAL-----SCHEDULED	37526	802.46		29.48	3.86	33.34	835.80
31								
32	PS DOMESTIC-----SCHEDULED	165849	561.90		380.14		380.14	942.04
33	NONSCHEDULED	2154						
34	ALL SERVICES	168003	561.90		380.14		380.14	942.04
35								
36	QR DOMESTIC-----SCHEDULED	47407	100.40		1.61	1.61	3.22	103.62
37								
38	RC DOMESTIC-----SCHEDULED	190164	1376.09	12.32	595.70	9.51	605.21	1993.62
39	NONSCHEDULED	439						
40	ALL SERVICES	190603	1376.09	12.32	595.70	9.51	605.21	1993.62
41								
42	RV DOMESTIC-----SCHEDULED	825	20.55					20.55
43								
44	TW DOMESTIC-----SCHEDULED	105987	1653.66	1.55	1147.23		1147.23	2802.44
45	NONSCHEDULED	103						
46	ALL SERVICES	106090	1653.66	1.55	1147.23		1147.23	2802.44
47								
48	UA DOMESTIC-----SCHEDULED	1321351	17490.70	245.87	4995.46	758.21	5753.67	23490.24
49	NONSCHEDULED	2484	41.21					41.21
50	ALL SERVICES	1323835	17531.91	245.87	4995.46	758.21	5753.67	23531.45
51								
52	UA INTERNATIONAL--SCHEDULED	106257	1055.71	.35			570.82	1626.88
53								
54	WA DOMESTIC-----SCHEDULED	413478	5015.42	334.43	3193.34	567.74	3761.08	9110.93
55	NONSCHEDULED	127						
56	ALL SERVICES	414750	5015.42	334.43	3193.34	567.74	3761.08	9110.93
57								
58	WF DOMESTIC-----SCHEDULED	228022	1600.63		891.35	25.61	516.96	2517.59
59	NONSCHEDULED	229						
60	ALL SERVICES	228251	1600.63		891.35	25.61	516.96	2517.59
61								
62	AIRPORT TOTAL							
63	DOMESTIC-----SCHEDULED	4766442	86143.96	854.15	24396.97	3566.01	27962.98	29.69
64	NONSCHEDULED	10166	195.41					195.41
65	ALL SERVICES	4776608	86339.37	854.15	24396.97	3566.01	27962.98	29.69
66								
67	INTERNATIONAL--SCHEDULED	284220	6865.07	.35	2360.64	313.90	2674.54	936.54
68	NONSCHEDULED	1065.34						1065.34
69	ALL SERVICES	284220	7930.41	.35	2360.64	313.90	2674.54	11541.88
70								
71	TOTAL-----SCHEDULED	5050662	93009.03	854.50	26757.61	3879.91	30637.52	966.23
72	NONSCHEDULED	10166	1260.75					1260.75
73	ALL SERVICES	5060828	94269.78	854.50	26757.61	3879.91	30637.52	126728.03
74								
75	COMMUNITY TOTAL BY CARRIER							
76	AA DOMESTIC-----SCHEDULED	220249	660.75		1054.37	14.08	1068.45	1729.20
77								
78	AS DOMESTIC-----SCHEDULED	742242	8085.58		5152.77	2.74	5155.51	13241.09
79	NONSCHEDULED	2601	20.20					20.20
80	ALL SERVICES	744843	8105.78		5152.77	2.74	5155.51	13261.29
81								
82	CG DOMESTIC-----SCHEDULED	131013	1874.66	8.72	218.34		218.34	2101.72
83								
84	DL DOMESTIC-----SCHEDULED	167764	3431.55	173.47	657.26		657.26	4262.28
85	NONSCHEDULED	148						
86	ALL SERVICES	167912	3431.55	173.47	657.26		657.26	4262.28
87								
88	EA DOMESTIC-----SCHEDULED	152995	1830.28	22.19	856.09	.19	856.28	2708.75
89								
90	EZ DOMESTIC-----SCHEDULED		2715.00					2715.00
91	NONSCHEDULED		179.00					179.00
92	ALL SERVICES		2894.00					2894.00
93								
94	FL DOMESTIC-----SCHEDULED	78985	287.31	12.54	200.10		200.10	499.95
95								
96	FT DOMESTIC-----SCHEDULED	13665.27			1013.05	166.92	1179.97	14845.24
97								
98	FT INTERNATIONAL--SCHEDULED	228.03			4.79	1.49	6.28	234.31
99	NONSCHEDULED	666.30						666.30
100	ALL SERVICES	894.33			4.79	1.49	6.28	900.61
101								
102	FT TOTAL-----SCHEDULED	13893.30			1017.84	168.41	1186.25	15079.55
103	NONSCHEDULED	666.30						666.30
104	ALL SERVICES	14559.60			1017.84	168.41	1186.25	15745.85
105								
106	NW DOMESTIC-----SCHEDULED	658410	25355.71	41.06	3824.55	2019.40	5843.95	29.69
107								
108	NW INTERNATIONAL--SCHEDULED	147753	4818.91		2326.37	308.55	2634.92	365.72
109	NONSCHEDULED	399.04						399.04
110	ALL SERVICES	147753	5217.95		2326.37	308.55	2634.92	365.72
111								
112								

TABLE 6
 EXPLAINED REVENUE PASSENGERS, EXPLAINED REVENUE TONS OF CARGO AND MAIL, AND AIR TRAFFIC
 HUB CLASSIFICATIONS, BY TYPE OF OPERATION, BY TYPE OF SERVICE, BY COMMUNITY, AND BY CARRIER
 12 MONTHS ENDED DECEMBER 31, 1984

Line No.	Area, state or country Community (Airport name) Carrier Type of operation Type of service Hub type and percent of enplanements	Enplaned passengers	Enplaned revenue tons					Foreign mail	Total cargo and mail
			Freight	Express	Priority	Nonpriority	Total		
		2	3	4	5	6	7	8	9
1	COMMUNITY TOTAL BY CARRIER (CONT.)								
2	NW TOTAL-----SCHEDULED	806163	30174.62	41.06	6150.92	2327.95	8478.87	395.41	39089.96
3	NONSCHEDULED		399.04						399.04
4	ALL SERVICES	806163	30573.66	41.06	6150.92	2327.95	8478.87	395.41	39489.00
5	OC DOMESTIC-----SCHEDULED	135188	437.60	2.00	219.52		219.52		659.12
6	NONSCHEDULED	736							
7	ALL SERVICES	135924	437.60	2.00	219.52		219.52		659.12
8	PA DOMESTIC-----SCHEDULED	7316	40.04						40.04
9	PA INTERNATIONAL-----SCHEDULED	30210	762.42		29.48	3.86	33.34		795.76
10	PA TOTAL-----SCHEDULED	37526	802.46		29.48	3.86	33.34		835.80
11	PS DOMESTIC-----SCHEDULED	165849	561.90		380.14		380.14		942.04
12	NONSCHEDULED	2154							
13	ALL SERVICES	168003	561.90		380.14		380.14		942.04
14	GK DOMESTIC-----SCHEDULED	47407	100.40		1.61	1.61	3.22		103.62
15	RC DOMESTIC-----SCHEDULED	190490	1377.50	12.35	596.82	9.51	606.33		1996.18
16	NONSCHEDULED	439							
17	ALL SERVICES	190929	1377.50	12.35	596.82	9.51	606.33		1996.18
18	RV DOMESTIC-----SCHEDULED	825	20.55						20.55
19	TW DOMESTIC-----SCHEDULED	105987	1653.66	1.55	1147.23		1147.23		2802.44
20	NONSCHEDULED	103							
21	ALL SERVICES	106090	1653.66	1.55	1147.23		1147.23		2802.44
22	UA DOMESTIC-----SCHEDULED	1321351	17490.70	245.87	4995.46	758.21	5753.67		23490.24
23	NONSCHEDULED	2484	41.21						41.21
24	ALL SERVICES	1323835	17531.91	245.87	4995.46	758.21	5753.67		23531.45
25	UA INTERNATIONAL-----SCHEDULED	106257	1055.71	.35				570.82	1626.88
26	UA TOTAL-----SCHEDULED	1427606	18546.41	246.22	4995.46	758.21	5753.67	570.82	25117.12
27	NONSCHEDULED	2484	41.21						41.21
28	ALL SERVICES	1430092	18587.62	246.22	4995.46	758.21	5753.67	570.82	25158.33
29	WA DOMESTIC-----SCHEDULED	414205	5015.99	334.44	3195.89	567.74	3763.63		9114.06
30	NONSCHEDULED	1272							
31	ALL SERVICES	415477	5015.99	334.44	3195.89	567.74	3763.63		9114.06
32	WC DOMESTIC-----SCHEDULED	228395	1602.96		892.54	25.61	518.15		2521.11
33	NONSCHEDULED	229							
34	ALL SERVICES	228624	1602.96		892.54	25.61	518.15		2521.11
35	COMMUNITY TOTAL DOMESTIC-----SCHEDULED	4768671	86207.41	854.19	24405.74	3566.01	27571.75	29.69	115063.04
36	NONSCHEDULED	10166	240.41						240.41
37	ALL SERVICES	4778837	86447.82	854.19	24405.74	3566.01	27571.75	29.69	115303.45
38	INTERNATIONAL-----SCHEDULED	284220	6865.07	.35	2360.64	313.90	2674.54	936.54	10476.50
39	NONSCHEDULED		1065.34						1065.34
40	ALL SERVICES	284220	7930.41	.35	2360.64	313.90	2674.54	936.54	11541.84
41	TOTAL-----SCHEDULED	5052891	93072.48	854.54	26766.38	3879.91	30646.29	966.23	125539.54
42	NONSCHEDULED	10166	1305.75						1305.75
43	ALL SERVICES	5063057	94378.23	854.54	26766.38	3879.91	30646.29	966.23	126845.29
44									
45	SPOKANE S C-17								
46	(SPOKANE INTERNATIONAL)								
47	AS DOMESTIC-----SCHEDULED	86512	126.29		74.60		74.60		200.89
48	NONSCHEDULED	599							
49	ALL SERVICES	87111	126.29		74.60		74.60		200.89
50	FL DOMESTIC-----SCHEDULED	40967	104.76	11.77	217.26		217.26		333.79
51	NW DOMESTIC-----SCHEDULED	202513	876.70	1.78	537.81	.08	537.89		1416.37
52	PS DOMESTIC-----SCHEDULED	30853	.80		12.28		12.28		13.08
53	GK DOMESTIC-----SCHEDULED	7748	12.85						12.85
54	UA DOMESTIC-----SCHEDULED	139303	329.44	35.18	612.78	2.61	615.39		980.01
55	NONSCHEDULED	178							
56	ALL SERVICES	139481	329.44	35.18	612.78	2.61	615.39		980.01
57	WA DOMESTIC-----SCHEDULED	61598	181.14	73.89	249.29		249.29		504.32
58	COMMUNITY TOTAL DOMESTIC-----SCHEDULED	569494	1631.98	122.62	1704.02	2.69	1706.71		3461.31
59	NONSCHEDULED	777							
60	ALL SERVICES	570271	1631.98	122.62	1704.02	2.69	1706.71		3461.31
61									
62									
63									
64									
65	MEMPHIS N C-00								
66	(MEMPHIS FIELD)								
67	GK DOMESTIC-----SCHEDULED	2903	1.05	.42	.41	.83			1.88
68	YAKIMA N C-00								
69	(YAKIMA HUB)								
70	GK DOMESTIC-----SCHEDULED	924	2.74						2.74
71	COMMUNITY TOTAL DOMESTIC-----SCHEDULED	924	2.74						2.74
72									
73									
74									
75									
76									
77									
78									
79									
80									
81									
82									
83									
84									
85									
86									
87									
88									
89									
90									
91									
92									
93									
94									
95									
96									
97									
98									
99									
100									
101									
102									
103									
104									
105									
106									
107									
108									
109									
110									
111									
112									

TABLE 4
 ENPLANED REVENUE PASSENGERS, ENPLANED REVENUE TONS OF CARGO AND MAIL, AND AIR TRAFFIC
 HUB CLASSIFICATIONS, BY TYPE OF OPERATION, BY TYPE OF SERVICE, BY COMMUNITY, AND BY CARRIER
 12 MONTHS ENDED DECEMBER 31, 1984

Line No.	Area, state or country Community (Airport name) Carrier Type of operation Type of service Hub type and percent of enplanements	Enplaned passengers	Enplaned revenue tons					Total cargo and mail
			Freight	Expense	U.S. Mail		Foreign mail	
					Priority	Nonpriority	Total	
1	WEST VIRGINIA							
4	ASHLAND/MOUNTAIN (TRI-STATE/WALKER-LONG FIELD) N C.00							
6	AL DOMESTIC-----SCHEDULED	38450	19.30	5.04	24.65		24.65	48.99
8	PI DOMESTIC-----SCHEDULED	28090	33.66	1.45	52.54		52.54	87.65
10	NON SCHEDULED	204						
11	ALL SERVICES	28294	33.66	1.45	52.54		52.54	87.65
13	COMMUNITY TOTAL							
14	DOMESTIC-----SCHEDULED	66540	52.96	6.49	77.19		77.19	136.64
15	NON SCHEDULED	204						
16	ALL SERVICES	66744	52.96	6.49	77.19		77.19	136.64
19	CHARLESTON/DUNBAR (KANAHA) S 0.06							
21	AL DOMESTIC-----SCHEDULED	69261	48.48	6.74	125.41		125.41	180.63
23	NON SCHEDULED	207						
24	ALL SERVICES	69368	48.48	6.74	125.41		125.41	180.63
25	PI DOMESTIC-----SCHEDULED	132442	103.26	16.25	247.99		247.99	367.50
26	NON SCHEDULED	612						
27	ALL SERVICES	133254	103.26	16.25	247.99		247.99	367.50
29	UA DOMESTIC-----SCHEDULED	3393	1.74	.09	5.38		5.38	7.21
30	NON SCHEDULED	41						
31	ALL SERVICES	3454	1.74	.09	5.38		5.38	7.21
34	COMMUNITY TOTAL							
35	DOMESTIC-----SCHEDULED	205146	153.48	23.08	378.78		378.78	555.34
36	NON SCHEDULED	880						
37	ALL SERVICES	206026	153.48	23.08	378.78		378.78	555.34
40	GREENBRIER/WHT SLPHR SPGS/LEWORG N C.00 (GREENBRIER VALLEY)							
42	PI DOMESTIC-----SCHEDULED	13591	20.41	.16	.15		.15	20.72
43	NON SCHEDULED	777						
44	ALL SERVICES	14368	20.41	.16	.15		.15	20.72
49	HART INSBURG (HART INSBURG MUN I) N C.00							
56	EAU CLAIRE (EAU CLAIRE MUNICIPAL) N C.00							
58	RC DOMESTIC-----SCHEDULED	25676	72.08	4.93	7.28	1.37	8.65	85.66
60	ZW DOMESTIC-----SCHEDULED	2684						
62	COMMUNITY TOTAL							
63	DOMESTIC-----SCHEDULED	28360	72.08	4.93	7.28	1.37	8.65	85.66
67	GREEN BAY/CLINTONVILLE (AUSTIN-STRAUBEL FIELD) S C.05							
69	RC DOMESTIC-----SCHEDULED	127954	298.43	23.38	268.57	12.39	280.96	602.77
71	UA DOMESTIC-----SCHEDULED	14677	7.11	1.54	33.37		35.37	42.02
72	NON SCHEDULED	1161						
73	ALL SERVICES	15838	7.11	1.54	33.37		33.37	42.02
75	ZW DOMESTIC-----SCHEDULED	27583	3.00		9.00		9.00	12.00
77	COMMUNITY TOTAL							
78	DOMESTIC-----SCHEDULED	170214	308.54	24.92	310.94	12.39	323.33	656.79
79	NON SCHEDULED	1161						
80	ALL SERVICES	171375	308.54	24.92	310.94	12.39	323.33	656.79
85	LA CROSSE (LA CROSSE MUN I) N C.00							
87	RC DOMESTIC-----SCHEDULED	36008	129.17	6.35	9.99	4.43	14.42	149.94
88	NON SCHEDULED	468						
89	ALL SERVICES	37076	129.17	6.35	9.99	4.43	14.42	149.94
92	RADISON (TRUAK FIELD) S C.10							
94	FL DOMESTIC-----SCHEDULED	37262	22.10	4.37	80.23		80.23	106.79
96	NH DOMESTIC-----SCHEDULED	90304	163.22	.07	408.95		408.95	572.24
98	OZ DOMESTIC-----SCHEDULED	39769	27.84	1.76	51.47	.05	51.52	81.12
99	NON SCHEDULED	1375	.16				.16	
100	ALL SERVICES	41144	28.00	1.76	51.47	.05	51.52	81.28
102	RC DOMESTIC-----SCHEDULED	115832	340.51	5.47	224.30	8.49	232.79	598.77
103	NON SCHEDULED	168						
104	ALL SERVICES	116000	340.51	5.47	224.30	8.49	232.79	598.77
106	UA DOMESTIC-----SCHEDULED	42601	13.60	.64	78.39	.59	78.98	93.30
107	NON SCHEDULED	191						
108	ALL SERVICES	42792	13.60	.64	78.39	.59	78.98	93.30

TABLE 6
 ENPLANED REVENUE PASSENGERS, ENPLANED REVENUE TONS OF CARGO AND MAIL, AND AIR TRAFFIC
 HUB CLASSIFICATIONS, BY TYPE OF OPERATION, BY TYPE OF SERVICE, BY COMMUNITY, AND BY CARRIER
 12 MONTHS ENDED DECEMBER 31, 1984

Line No.	Area, state or country Community (Airport name) Carrier Type of operation Type of service Hub type and percent of enplanements	Enplaned passengers	Enplaned revenue tons					Foreign mail	Total cargo and mail
			Freight	Express	U.S. Mail		Total		
					Priority	Nonpriority			
1	MILWAUKEE (CONT.)								
2	ZM DOMESTIC-----SCHEDULED	1529	1.00					1.00	
3	NONSCHEDULED	43							
4	ALL SERVICES	1572	1.00					1.00	
5	COMMUNITY TOTAL								
6	DOMESTIC-----SCHEDULED	327297	588.44	12.31	843.34	9.13	852.47	1453.22	
7	NONSCHEDULED	1777	.16					.16	
8	ALL SERVICES	329074	588.60	12.31	843.34	9.13	852.47	1453.38	
9									
10									
11									
12	MILWAUKEE (GENERAL MITCHELL FIELD) N C.34								
13	AA DOMESTIC-----SCHEDULED	7							
14									
15	CO DOMESTIC-----SCHEDULED	11642	20.25		31.90		31.90	52.15	
16									
17	EA DOMESTIC-----SCHEDULED	90518	182.28	15.49	656.16	.15	656.31	854.08	
18									
19	FL DOMESTIC-----SCHEDULED	14056	10.76	1.74	66.99		66.99	79.49	
20									
21	FT DOMESTIC-----SCHEDULED		24.12		.01		.01	24.13	
22									
23	ML DOMESTIC-----SCHEDULED	382							
24									
25	NM DOMESTIC-----SCHEDULED	254750	788.27	2.23	1498.79	5.56	1504.35	2294.85	
26	NONSCHEDULED	89							
27	ALL SERVICES	254839	788.27	2.23	1498.79	5.56	1504.35	2294.85	
28									
29	GJ DOMESTIC-----SCHEDULED	88187	138.52	12.37	607.36		607.36	758.25	
30	NONSCHEDULED	1038							
31	ALL SERVICES	89225	138.52	12.37	607.36		607.36	758.25	
32									
33	RC DOMESTIC-----SCHEDULED	437998	2414.90	81.60	1687.70	52.42	1740.12	4236.62	
34	NONSCHEDULED	610							
35	ALL SERVICES	438608	2414.90	81.60	1687.70	52.42	1740.12	4236.62	
36									
37	TW DOMESTIC-----SCHEDULED	9636	6.17		3.70		3.70	9.87	
38									
39	UA DOMESTIC-----SCHEDULED	149608	184.03	23.20	982.25	43.04	1025.29	1232.52	
40	NONSCHEDULED	738							
41	ALL SERVICES	150346	184.03	23.20	982.25	43.04	1025.29	1232.52	
42									
43	YX DOMESTIC-----SCHEDULED	10365							
44									
45	ZM DOMESTIC-----SCHEDULED	46241	18.00		70.00		70.00	88.00	
46									
47	COMMUNITY TOTAL								
48	DOMESTIC-----SCHEDULED	1113390	3787.30	136.63	5604.86	101.17	5706.03	9629.96	
49	NONSCHEDULED	2475							
50	ALL SERVICES	1115865	3787.30	136.63	5604.86	101.17	5706.03	9629.96	
51									
52									
53									
54									
55	OSHKOSH/APPLETON (OUTAGAMIE COUNTY) N C.00								
56	YX DOMESTIC-----SCHEDULED	2641							
57									
58	ZM DOMESTIC-----SCHEDULED	75540	73.00		55.00		55.00	128.00	
59									
60	AIRPORT TOTAL								
61	DOMESTIC-----SCHEDULED	78181	73.00		55.00		55.00	128.00	
62									
63	(MITTMAN FIELD) C.00								
64	RC DOMESTIC-----SCHEDULED	6284	42.54	1.81	5.38	.16	5.54	49.89	
65									
66	ZM DOMESTIC-----SCHEDULED	24323	20.00		52.00		52.00	72.00	
67									
68	AIRPORT TOTAL								
69	DOMESTIC-----SCHEDULED	30607	62.54	1.81	57.38	.16	57.54	121.89	
70									
71	COMMUNITY TOTAL BY CARRIER								
72	RC DOMESTIC-----SCHEDULED	6284	42.54	1.81	5.38	.16	5.54	49.89	
73									
74	YX DOMESTIC-----SCHEDULED	2641							
75									
76	ZM DOMESTIC-----SCHEDULED	99863	93.00		107.00		107.00	200.00	
77									
78	COMMUNITY TOTAL								
79	DOMESTIC-----SCHEDULED	108788	135.54	1.81	112.38	.16	112.54	249.89	
80									
81									
82									
83									
84									
85	RHINELANDER/LAND O LAKES (ONEIDA COUNTY) N C.00								
86	RC DOMESTIC-----SCHEDULED	13211	15.13	.16	.80	.24	1.04	16.33	
87	NONSCHEDULED	48							
88	ALL SERVICES	13259	15.13	.16	.80	.24	1.04	16.33	
89									
90									
91									
92	WAUSAU/STEVENS POINT (CENTRAL WISCONSIN) N C.00								
93	RC DOMESTIC-----SCHEDULED	32025	97.52	6.54	5.14	7.91	13.05	117.11	
94	NONSCHEDULED	218							
95	ALL SERVICES	32243	97.52	6.54	5.14	7.91	13.05	117.11	
96									
97									
98									
99									
100									
101	WYOMING								
102									
103									
104	CASPER (CASPER AIR TERMINAL) N C.00								
105	PL DOMESTIC-----SCHEDULED	61089	123.90	25.28	349.24		349.24	498.34	
106									
107	UA DOMESTIC-----SCHEDULED	2267	3.40	.35				3.75	
108									
109									
110									
111									
112									

TABLE 6
 ENPLANED REVENUE PASSENGERS, ENPLANED REVENUE TONS OF CARGO AND MAIL, AND AIR TRAFFIC
 HUB CLASSIFICATIONS, BY TYPE OF OPERATION, BY TYPE OF SERVICE, BY COMMUNITY, AND BY CARRIER
 12 MONTHS ENDED DECEMBER 31, 1984

Line No.	Area, state or country Community (Airport name) Carrier Type of operation Type of service Hub type and percent of enplanements	Enplaned passengers	Enplaned revenue tons					
			Freight	Express	U.S. Mail		Foreign mail	Total cargo and mail
					Priority	Nonpriority		
1	2	3	4	5	6	7	8	9
1	CASPER AIR TERMINAL (CONT.)							
2	WA DOMESTIC-----SCHEDULED	18509	81.06	9.02	41.33	41.33		131.41
3	COMMUNITY TOTAL							
4	DOMESTIC-----SCHEDULED	81785	208.36	34.57	390.57	390.57		433.50
5								
6								
7								
8	CHEYENNE							
9	(CHEYENNE HUB)	N C.00						
10	COMMUNITY TOTAL							
11								
12								
13	JACKSON							
14	(JACKSON'S HOLE)	N C.00						
15	FL DOMESTIC-----SCHEDULED	33101	23.24	.88	.91	.91		25.03
16	WA DOMESTIC-----SCHEDULED	24654	18.42	2.83	1.01	.04	1.05	22.30
17	COMMUNITY TOTAL							
18	DOMESTIC-----SCHEDULED	57755	41.66	3.71	1.92	.04	1.96	67.33
19								
20								
21								
22								
23								
24	ROCK SPRINGS							
25	(ROCK SPRINGS-SHEETWATER COUNTY)	N C.00						
26	OG DOMESTIC-----SCHEDULED	2716	15.80		3.90		3.90	19.70
27	COMMUNITY TOTAL							
28	DOMESTIC-----SCHEDULED	2716	15.80		3.90		3.90	19.70
29								
30								
31								
32								
33	SHERIDAN							
34	(SHERIDAN COUNTY)	N C.00						
35	OVER-ALL TOTAL FOR 90 U.S. STATES							
36	DOMESTIC-----SCHEDULED	315071209	2455168.58	54406.34	1009067.15	233221.64	1242288.79	1030.24
37	NONSCHEDULED	1209339	31257.34		10.99		10.99	31268.33
38	ALL SERVICES	316280548	2486425.92	54406.34	1009078.14	233221.64	1242299.78	1030.24
39	INTERNATIONAL-----SCHEDULED	8755033	202067.36	515.73	55565.14	9906.61	65471.75	1215.09
40	NONSCHEDULED	198357	6018.56		10.99		10.99	269269.93
41	ALL SERVICES	8953370	208085.92	515.73	55565.14	9906.61	65471.75	1215.09
42	TOTAL-----SCHEDULED	323826222	267235.94	55122.07	1064632.29	243128.25	1307760.54	2245.33
43	NONSCHEDULED	1407696	37275.90		10.99		10.99	37286.89
44	ALL SERVICES	325233918	2694511.84	55122.07	1064643.28	243128.25	1307771.53	2245.33
45	OTHER U.S. AREAS-----							
46								
47								
48								
49								
50								
51	AMERICAN SAMOA							
52								
53								
54								
55	OFU, MANUA							
56	(OFU, MANUA)	N C.00						
57	MK INTERNATIONAL--SCHEDULED	2225	.03					.03
58								
59								
60								
61	PAGO PAGO							
62	(PAGO PAGO INTERNATIONAL)	N C.00						
63	MK INTERNATIONAL--SCHEDULED	34593	308.00		127.00		127.00	435.00
64								
65								
66								
67	TAU MANUA							
68	(TAU MANUA)	N C.00						
69	MK INTERNATIONAL--SCHEDULED	2854	.20		.07		.07	.27
70								
71								
72								
73	CAROLINE ISLANDS							
74								
75								
76								
77	KOROR, PALAU IS.							
78	(KOROR)	N C.00						
79	CO INTERNATIONAL--SCHEDULED	10772	199.08		44.41		44.41	243.49
80	MK INTERNATIONAL--SCHEDULED	1783	12.90		1.30		1.30	4.60
81	COMMUNITY TOTAL							
82	INTERNATIONAL--SCHEDULED	12555	211.98		45.71		45.71	262.29
83								
84								
85								
86								
87								
88	PONAPE							
89	(PONAPE HARBOR SPB)	N C.00						
90	CO INTERNATIONAL--SCHEDULED	9886	115.10		37.37		37.37	152.47
91								
92								
93								
94	TRUK							
95	(TRUK)	N C.00						
96	CO INTERNATIONAL--SCHEDULED	7992	43.61		20.32		20.32	63.93
97								
98								
99								
100	YAP							
101	(YAP)	N C.00						
102	CO INTERNATIONAL--SCHEDULED	5992	168.45		52.67		52.67	220.52
103								
104								
105								
106								
107								
108								
109								
110								
111								
112								

TABLE 6
 ENPLANED REVENUE PASSENGERS, ENPLANED REVENUE TONS OF CARGO AND MAIL, AND AIR TRAFFIC
 HUB CLASSIFICATIONS, BY TYPE OF OPERATION, BY TYPE OF SERVICE, BY COMMUNITY, AND BY CARRIER
 12 MONTHS ENDED DECEMBER 31, 1984

L i n e N o.	Area, state or country Community (Airport name) Carrier Type of operation Type of service Hub type and percent of enplanements	Enplaned passengers	Enplaned revenue tons					Foreign mail	Total cargo and mail
			Freight	Express	Priority	Nonpriority	Total		
			3	4	5	6	7	8	9
1	GUAM								
4	AGANA	S C.09							
5	(AGANA FIELD)								
6	AQ DOMESTIC-----SCHEDULED	4295	26.36		177.36	32.43	209.79	1.58	237.73
8	AQ INTERNATIONAL--SCHEDULED	4295	26.36		177.36	32.43	209.79	1.58	237.73
10	AQ TOTAL-----SCHEDULED	12590	52.72		354.72	64.86	419.58	3.16	475.46
12	CD INTERNATIONAL--SCHEDULED	182250	3059.19		1017.19		1017.19	.50	4076.88
14	MK INTERNATIONAL--SCHEDULED	27973	288.20		314.00		314.00		602.20
16	MW INTERNATIONAL--SCHEDULED	58546	150.79		13.94	25.42	39.36	.03	190.18
18	PA INTERNATIONAL--SCHEDULED	8373	37.14		139.72	34.52	174.24		211.38
19	NONSCHEDULED	350							
20	ALL SERVICES	8723	37.14		139.72	34.52	174.24		211.38
22	COMMUNITY TOTAL								
23	DOMESTIC-----SCHEDULED	4295	26.36		177.36	32.43	209.79	1.58	237.73
24	INTERNATIONAL--SCHEDULED	283437	3561.68		1662.21	92.37	1754.58	2.11	5318.37
25	NONSCHEDULED	350							
26	ALL SERVICES	283787	3561.68		1662.21	92.37	1754.58	2.11	5318.37
27	TOTAL-----SCHEDULED	289732	3588.04		1839.57	124.80	1964.37	3.69	5556.10
28	NONSCHEDULED	350							
29	ALL SERVICES	290082	3588.04		1839.57	124.80	1964.37	3.69	5556.10
30									
31									
32									
33									
34									
35	JOHNSTON ISLAND								
36									
37									
38									
39	JOHNSTON ISLAND	N C.00							
40	(JOHNSTON AFB)								
41	CD INTERNATIONAL--SCHEDULED	398	1.91		5.73		5.73		7.64
42									
43									
44									
45	MARIANA ISLANDS								
46									
47									
48									
49									
50	ROTA	N C.00							
51	(ROTA)								
52	CD INTERNATIONAL--SCHEDULED	1196	3.32		.94		.94		4.26
53									
54	MK INTERNATIONAL--SCHEDULED	13633	9.40		3.70		3.70		13.10
55									
56	COMMUNITY TOTAL								
57	INTERNATIONAL--SCHEDULED	14829	12.72		4.64		4.64		17.36
58									
59									
60									
61	SAIPAN	N C.00							
62	(SAIPAN)								
63	CD INTERNATIONAL--SCHEDULED	103915	428.12		46.49		46.49	.79	475.40
64									
65	MK INTERNATIONAL--SCHEDULED	14139	42.60		16.70		16.70		59.30
66									
67	COMMUNITY TOTAL								
68	INTERNATIONAL--SCHEDULED	118054	470.72		63.19		63.19	.79	534.70
69									
70									
71									
72	TINIAN	N C.00							
73	(TINIAN)								
74	MK INTERNATIONAL--SCHEDULED	2221			2.30		2.30	.20	2.50
75									
76									
77	MARSHALL ISLANDS								
78									
79									
80									
81	KWAJALEIN	N C.00							
82	(KWAJALEIN TEST SITE)								
83	CD INTERNATIONAL--SCHEDULED	5168	14.82		80.86		80.86		95.68
84									
85									
86									
87	MAJURO	N C.00							
88	(MAJURO)								
89	CD INTERNATIONAL--SCHEDULED	5944	56.20		25.62		25.62		81.82
90									
91									
92									
93									
94									
95									
96									
97									
98									
99									
100									
101	PUERTO RICO								
102									
103									
104									
105									
106	AGUADILLA	N C.00							
107	(RANEY AFB)								
108	ME DOMESTIC-----SCHEDULED		99.00						99.00
109									
110	CL DOMESTIC-----SCHEDULED	18961	.60						.60
111									
112									

TABLE 4
 ENPLANED REVENUE PASSENGERS, ENPLANED REVENUE TONS OF CARGO AND MAIL, AND AIR TRAFFIC
 HUB CLASSIFICATIONS, BY TYPE OF OPERATION, BY TYPE OF SERVICE, BY COMMUNITY, AND BY CARRIER
 12 MONTHS ENDED DECEMBER 31, 1964

L 1 2 3 4 5 6 7 8 9 10 11 12 13 14 15 16 17 18 19 20 21 22 23 24 25 26 27 28 29 30 31 32 33 34 35 36 37 38 39 40 41 42 43 44 45 46 47 48 49 50 51 52 53 54 55 56 57 58 59 60 61 62 63 64 65 66 67 68 69 70 71 72 73 74 75 76 77 78 79 80 81 82 83 84 85 86 87 88 89 90 91 92 93 94 95 96 97 98 99 100 101 102 103 104 105 106 107 108 109 110 111 112	Area, state or country Community (Airport name) Carrier Type of operation Type of service Hub type and percent of enplanements	Enplaned passengers	Enplaned revenue tons					Foreign mail	Total cargo and mail
			Freight	Express	Priority	Nonpriority	Total		
1	RAMEY AFB (CONT.)								
2	CL INTERNATIONAL--SCHEDULED	165							
3									
4	CL TOTAL--SCHEDULED	19506	.60						.60
5									
6	COMMUNITY TOTAL								
7	DOMESTIC--SCHEDULED	19341	99.60						99.60
8									
9	INTERNATIONAL--SCHEDULED	165							
10									
11	TOTAL--SCHEDULED	19506	99.60						99.60
12									
13									
14									
15	SAN JUAN N 0.55								
16	(PUERTO RICO INTERNATIONAL)								
17	AA DOMESTIC--SCHEDULED	445661	19998.06		689.83	413.43	1103.26		21101.32
18									
19	AA INTERNATIONAL--SCHEDULED	15135	3918.86		.19		.19		3919.05
20									
21	AA TOTAL--SCHEDULED	460796	23916.92		690.02	413.43	1103.45		25020.37
22									
23	CL DOMESTIC--SCHEDULED	85523	183.90		6.50		6.50		190.40
24	NONSCHEDULED	960							
25	ALL SERVICES	86483	183.90		6.50		6.50		190.40
26									
27	CL INTERNATIONAL--SCHEDULED	45114	123.70		.40		.40		124.10
28	NONSCHEDULED	31							
29	ALL SERVICES	45145	123.70		.40		.40		124.10
30									
31	CL TOTAL--SCHEDULED	130637	307.60		6.90		6.90		314.50
32	NONSCHEDULED	991							
33	ALL SERVICES	131628	307.60		6.90		6.90		314.50
34									
35	DL DOMESTIC--SCHEDULED	136233	3983.80	139.60	518.10		518.10		4641.50
36	NONSCHEDULED	158							
37	ALL SERVICES	136391	3983.80	139.60	518.10		518.10		4641.50
38									
39	EA DOMESTIC--SCHEDULED	835890	22563.77	13.86	1663.73	714.73	2378.46		24956.09
40	NONSCHEDULED	326							
41	ALL SERVICES	836216	22563.77	13.86	1663.73	714.73	2378.46		24956.09
42									
43	EA INTERNATIONAL--SCHEDULED	58327	604.89	1.85	3.39	1.15	4.54		611.28
44									
45	EA TOTAL--SCHEDULED	894217	23168.66	15.71	1667.12	715.88	2383.00		25567.37
46	NONSCHEDULED	326							
47	ALL SERVICES	894543	23168.66	15.71	1667.12	715.88	2383.00		25567.37
48									
49	FT DOMESTIC--SCHEDULED		7108.30		119.22		119.22		7227.52
50									
51	FT INTERNATIONAL--SCHEDULED		230.80		1.51	.03	1.54		232.34
52									
53	FT TOTAL--SCHEDULED		7339.10		120.73	.03	120.76		7459.86
54									
55	JM DOMESTIC--SCHEDULED	148437	3340.50						3340.50
56	NONSCHEDULED	23892	991.50						991.50
57	ALL SERVICES	172329	4332.00						4332.00
58									
59	JM INTERNATIONAL--SCHEDULED	7396	520.80						520.80
60									
61	JM TOTAL--SCHEDULED	155833	3861.30						3861.30
62	NONSCHEDULED	23892	991.50						991.50
63	ALL SERVICES	179725	4852.80						4852.80
64									
65	COMMUNITY TOTAL								
66	DOMESTIC--SCHEDULED	1651744	57178.33	153.46	2997.38	1128.16	4125.54		61457.33
67	NONSCHEDULED	25336	991.50						991.50
68	ALL SERVICES	1677080	58169.83	153.46	2997.38	1128.16	4125.54		62448.83
69									
70	INTERNATIONAL--SCHEDULED	125972	5399.05	1.85	5.49	1.18	6.67		5407.57
71	NONSCHEDULED	31							
72	ALL SERVICES	126003	5399.05	1.85	5.49	1.18	6.67		5407.57
73									
74	TOTAL--SCHEDULED	1777716	62577.38	155.31	3002.87	1129.34	4132.21		66864.90
75	NONSCHEDULED	25367	991.50						991.50
76	ALL SERVICES	1803083	63568.88	155.31	3002.87	1129.34	4132.21		67856.40
77									
78									
79	VIRGIN ISLANDS, U.S.								
80									
81									
82									
83									
84	CHARLOTTE AMALIE N 0.00								
85	(HARRY S. TRUMAN)								
86	AA DOMESTIC--SCHEDULED	57160	25.30		24.06		24.06		49.36
87									
88	EA DOMESTIC--SCHEDULED	54677	40.34		45.67	.24	45.91		86.25
89									
90	PA DOMESTIC--SCHEDULED	4606	.18						.18
91									
92	PA INTERNATIONAL--SCHEDULED	1551							
93									
94	PA TOTAL--SCHEDULED	6157	.18						.18
95									
96	QH INTERNATIONAL--SCHEDULED	6238	.01						.01
97									
98	ZN DOMESTIC--SCHEDULED	3074							
99									
100	COMMUNITY TOTAL								
101	DOMESTIC--SCHEDULED	119917	65.82		69.73	.24	69.97		135.79
102									
103	INTERNATIONAL--SCHEDULED	7789	.01						.01
104									
105	TOTAL--SCHEDULED	127706	65.83		69.73	.24	69.97		135.80
106									
107									
108									
109									
110									
111									
112									

TABLE 6
ENPLANED REVENUE PASSENGERS, ENPLANED REVENUE TONS OF CARGO AND MAIL, AND AIR TRAFFIC
HUB CLASSIFICATIONS, BY TYPE OF OPERATION, BY TYPE OF SERVICE, BY COMMUNITY, AND BY CARRIER
12 MONTHS ENDED DECEMBER 31, 1984

No.	Area, state or country (Community (Airport name) (Carrier) Type of operation Type of service Hub type and percent of enplanements)	Enplaned passengers	Freight	Express	Enplaned revenue tons			Foreign mail	Total cargo and mail
					U.S. Mail	Total	Total		
		2	3	4	5	6	7	8	9
1	VIRGIN ISLANDS, U.S. (CONT.)								
2	CHRISTIANSTED, ST. CROIX								
3	TAL EXANDER HAMILTON								
4	AA DOMESTIC-----SCHEDULED	32498	162.05		57.05		57.05		219.10
5									
6	AA INTERNATIONAL--SCHEDULED	1							
7	AA TOTAL-----SCHEDULED	32499	162.05		57.05		57.05		219.10
8									
9	EA DOMESTIC-----SCHEDULED	29270	81.80	.88	29.48	2.06	31.54		114.22
10									
11	EA INTERNATIONAL--SCHEDULED	7709	38.73	3.30	16.92	.11	17.03		59.06
12									
13	EA TOTAL-----SCHEDULED	36979	120.53	4.18	46.40	2.17	48.57		173.28
14									
15	PA DOMESTIC-----SCHEDULED	2572							
16									
17	QH INTERNATIONAL--SCHEDULED	2195							
18									
19	ZH DOMESTIC-----SCHEDULED	1451							
20									
21									
22	COMMUNITY TOTAL								
23	DOMESTIC-----SCHEDULED	65791	243.85	.88	86.53	2.06	88.59		333.32
24									
25	INTERNATIONAL--SCHEDULED	9905	38.73	3.30	16.92	.11	17.03		59.06
26									
27	TOTAL-----SCHEDULED	75696	282.58	4.18	103.45	2.17	105.62		392.38
28									
29	OVER-ALL TOTAL FOR OTHER U.S. AREAS								
30	DOMESTIC-----SCHEDULED	1862688	57612.96	154.34	3331.00	1162.89	4493.89	1.58	62263.77
31									
32	NONSCHEDULED	25336	991.50						991.50
33	ALL SERVICES	1888024	58605.46	154.34	3331.00	1162.89	4493.89	1.58	63255.27
34									
35	INTERNATIONAL--SCHEDULED	648679	10402.61	5.15	2149.50	93.66	2243.16	7.70	12658.62
36									
37	NONSCHEDULED	381							
38	ALL SERVICES	649060	10402.61	5.15	2149.50	93.66	2243.16	7.70	12658.62
39									
40	TOTAL-----SCHEDULED	2511367	68016.57	159.49	5480.50	1256.55	6737.05	9.28	74922.39
41									
42	NONSCHEDULED	25717	991.50						991.50
43	ALL SERVICES	2537084	69008.07	159.49	5480.50	1256.55	6737.05	9.28	75913.89
44									
45	FOREIGN COUNTRIES-----								
46									
47	ANGOLA								
48									
49	LUANDA								
50	(PR. CRAVEIRO)								
51	BN DOMESTIC-----SCHEDULED	19362	.07		20.39		20.39		20.46
52									
53									
54									
55	ARGENTINA								
56									
57									
58	BUENOS AIRES								
59	(EZEIZA)								
60	EA INTERNATIONAL--SCHEDULED	16525	168.16		1.11	.20	1.31		169.47
61									
62	FT INTERNATIONAL--SCHEDULED		4305.71		7.46	15.73	23.19		4328.90
63									
64	PA INTERNATIONAL--SCHEDULED	30520	1211.16		13.90	.88	14.78	10.10	1236.04
65									
66	COMMUNITY TOTAL								
67	INTERNATIONAL--SCHEDULED	47045	5685.03		22.47	16.81	39.28	10.10	5734.41
68									
69									
70									
71	AUSTRALIA								
72									
73									
74									
75	BARCELONNE								
76	(BARCELONNE)								
77	MC DOMESTIC-----SCHEDULED	14501	15.26		74.36	1.00	75.36		90.62
78									
79									
80									
81	RELOUANE								
82	(TULLARINE INTERNATIONAL)								
83	CO INTERNATIONAL--SCHEDULED	11425	1435.16		.04		.04	2.75	1437.95
84									
85	FT INTERNATIONAL--SCHEDULED		.59						.59
86									
87	PA INTERNATIONAL--SCHEDULED	18996	2515.76					22.98	2538.74
88									
89	COMMUNITY TOTAL								
90	INTERNATIONAL--SCHEDULED	30419	3951.51		.04		.04	25.73	3977.28
91									
92									
93									
94	SYDNEY								
95	(KINGSFORD SMITH)								
96	CO INTERNATIONAL--SCHEDULED	59392	2733.19		8.99	.20	9.19	65.93	2808.31
97									
98	FT INTERNATIONAL--SCHEDULED		965.41		18.83		18.83		984.24
99									
100	PA INTERNATIONAL--SCHEDULED	50543	3796.88		50.00	.63	50.63	28.83	3874.14
101									
102	COMMUNITY TOTAL								
103	INTERNATIONAL--SCHEDULED	113889	7493.48		77.82	.63	78.45	94.76	7666.69
104									
105									
106									
107									
108									
109									
110									
111									
112									

TABLE 6
 ENPLANED REVENUE PASSENGERS, ENPLANED REVENUE TONS OF CARGO AND MAIL, AND AIR TRAFFIC
 HUB CLASSIFICATIONS, BY TYPE OF OPERATION, BY TYPE OF SERVICE, BY COMMUNITY, AND BY CARRIER
 12 MONTHS ENDED DECEMBER 31, 1984

Line No.	Area, state or country Community (Airport name) Carrier Type of operation Type of service Hub type and percent of enplanements	Enplaned passengers	Enplaned revenue tons						
			Freight	Express	U.S. Mail			Foreign mail	Total cargo and mail
					Priority	Nonpriority	Total		
1	2	3	4	5	6	7	8	9	
1	AUSTRIA								
2									
3									
4									
5	VIENNA								
6	(SCHNECHAT)								
7	PA INTERNATIONAL--SCHEDULED	5869	1.65					1.65	
8	NONSCHEDULED	1078							
9	ALL SERVICES	7047	1.65					1.65	
10									
11									
12									
13	BAHAMAS								
14									
15									
16									
17	FREEPORT								
18	(FREEPORT INTERNATIONAL)								
19	EA INTERNATIONAL--SCHEDULED	69822	42.62	1.39				44.01	
20									
21	PA INTERNATIONAL--SCHEDULED	26668	144.67					144.67	
22	NONSCHEDULED	350							
23	ALL SERVICES	26818	144.67					144.67	
24									
25	UA DOMESTIC--SCHEDULED	6074	.02					.02	
26									
27	COMMUNITY TOTAL								
28	DOMESTIC--SCHEDULED	6074	.02					.02	
29									
30	INTERNATIONAL--SCHEDULED	96390	187.29	1.39				188.68	
31	NONSCHEDULED	350							
32	ALL SERVICES	96740	187.29	1.39				188.68	
33									
34	TOTAL--SCHEDULED	102464	187.31	1.39				188.70	
35	NONSCHEDULED	350							
36	ALL SERVICES	102814	187.31	1.39				188.70	
37									
38									
39									
40	GEORGETOWN								
41	(GEORGETOWN)								
42	OH INTERNATIONAL--SCHEDULED	436							
43									
44									
45	MARSH HARBOUR								
46	(MARSH HARBOUR INTERNATIONAL)								
47	OH INTERNATIONAL--SCHEDULED	905							
48									
49									
50									
51	NASSAU								
52	(NASSAU INTERNATIONAL)								
53	AA INTERNATIONAL--SCHEDULED	506	2.20					2.20	
54									
55	DL INTERNATIONAL--SCHEDULED	137536	137.42					137.42	
56									
57	EA DOMESTIC--SCHEDULED		.68					.68	
58									
59	EA INTERNATIONAL--SCHEDULED	264160	159.92	.27	2.45	.05	2.50	162.69	
60	NONSCHEDULED	6486							
61	ALL SERVICES	268646	159.92	.27	2.45	.05	2.50	162.69	
62									
63	EA TOTAL--SCHEDULED	264160	160.60	.27	2.45	.05	2.50	163.37	
64	NONSCHEDULED	6486							
65	ALL SERVICES	268646	160.60	.27	2.45	.05	2.50	163.37	
66									
67	PA INTERNATIONAL--SCHEDULED	66900							
68	NONSCHEDULED	367							
69	ALL SERVICES	67267							
70									
71	SI DOMESTIC--SCHEDULED	3906							
72	NONSCHEDULED	3906							
73	ALL SERVICES	7812							
74									
75	UA DOMESTIC--SCHEDULED	13943	.77					.77	
76	NONSCHEDULED	555							
77	ALL SERVICES	14498	.77					.77	
78									
79	COMMUNITY TOTAL								
80	DOMESTIC--SCHEDULED	17869	1.45					1.45	
81	NONSCHEDULED	6621							
82	ALL SERVICES	22310	1.45					1.45	
83									
84	INTERNATIONAL--SCHEDULED	669102	299.54	.27	2.45	.05	2.50	302.31	
85	NONSCHEDULED	4853							
86	ALL SERVICES	473955	299.54	.27	2.45	.05	2.50	302.31	
87									
88	TOTAL--SCHEDULED	486951	300.99	.27	2.45	.05	2.50	303.76	
89	NONSCHEDULED	9314							
90	ALL SERVICES	496265	300.99	.27	2.45	.05	2.50	303.76	
91									
92									
93									
94									
95									
96	NORTH EL BUTHERA								
97	(NORTH EL BUTHERA)								
98	OH INTERNATIONAL--SCHEDULED	931							
99									
100									
101	ROCK SOUND								
102	(ROCK SOUND INTERNATIONAL)								
103	OH INTERNATIONAL--SCHEDULED	1737							
104									
105									
106									
107	TREASURE CAY								
108	(TREASURE CAY)								
109	OH INTERNATIONAL--SCHEDULED	924							
110									
111									
112									

TABLE 6
 ENPLANED REVENUE PASSENGERS, ENPLANED REVENUE TONS OF CARGO AND MAIL, AND AIR TRAFFIC
 HUB CLASSIFICATIONS, BY TYPE OF OPERATION, BY TYPE OF SERVICE, BY COMMUNITY, AND BY CARRIER
 12 MONTHS ENDED DECEMBER 31, 1984

Line No.	Area, state or country Community (Airport name) Carrier Type of operation Type of service Hub type and percent of enplanements	Enplaned passengers	Enplaned revenue tons					Total cargo and mail
			Freight	Express	Priority	Nonpriority	Total	
1	2	3	4	5	6	7	8	9
1	BAHRAIN							
2								
3								
4								
5	BAHRAIN							
6	(MUHARRAG)							
7	FT INTERNATIONAL--SCHEDULED		144.34					144.34
8								
9								
10								
11	BARBADOS							
12								
13								
14	BRIDGETOWN							
15	(SEAMELL)							
16	AA INTERNATIONAL--SCHEDULED	52811	273.67		19.47	.06	19.53	293.20
17								
18	EA INTERNATIONAL--SCHEDULED	33932	270.05		12.69	2.05	14.74	284.79
19								
20	FT INTERNATIONAL--SCHEDULED		10.06					10.06
21								
22	PA INTERNATIONAL--SCHEDULED	50506	532.07		.01		.01	544.91
23								
24	COMMUNITY TOTAL							
25	INTERNATIONAL--SCHEDULED	137249	1085.85		32.17	2.11	34.28	1132.96
26								
27								
28								
29								
30								
31	BELGIUM							
32								
33								
34	BRUSSELS							
35	(MELSBRÖEK)							
36	CL INTERNATIONAL--SCHEDULED	35954	520.90		62.80		62.80	583.70
37								
38	FF INTERNATIONAL--SCHEDULED	6821	143.70		15.71		15.71	159.41
39								
40	FT INTERNATIONAL--SCHEDULED		6034.38					6034.38
41								
42	PA INTERNATIONAL--SCHEDULED	28448	207.97	.08		.10	.10	213.14
43								
44	QH INTERNATIONAL--SCHEDULED	1290						
45								
46	TW INTERNATIONAL--SCHEDULED	18822	19.83		81.71		81.71	101.54
47								
48	COMMUNITY TOTAL							
49	INTERNATIONAL--SCHEDULED	91335	6926.78	.08	160.22	.10	160.32	7092.17
50								
51								
52								
53	BERMUDA							
54								
55								
56								
57	HAMILTON							
58	(KINGLEY FIELD)							
59	AA INTERNATIONAL--SCHEDULED	66135	58.07		143.55		143.55	201.62
60								
61	DL INTERNATIONAL--SCHEDULED	129765	108.72					120.96
62	NON SCHEDULED	227						
63	ALL SERVICES	129992	108.72					120.96
64								
65	EA DOMESTIC--SCHEDULED	285	7.13			.67	.67	7.80
66								
67	EA INTERNATIONAL--SCHEDULED	170909	103.84	.31	29.79	23.40	53.19	157.34
68	NON SCHEDULED	1379						
69	ALL SERVICES	172288	103.84	.31	29.79	23.40	53.19	157.34
70								
71	EA TOTAL--SCHEDULED	171194	110.97	.31	29.79	24.07	53.86	165.14
72	NON SCHEDULED	1379						
73	ALL SERVICES	172573	110.97	.31	29.79	24.07	53.86	165.14
74								
75	PA INTERNATIONAL--SCHEDULED	30672	47.06		41.70	.58	42.28	89.34
76	NON SCHEDULED	484						
77	ALL SERVICES	31156	47.06		41.70	.58	42.28	89.34
78								
79	SI DOMESTIC--SCHEDULED	8821						
80	NON SCHEDULED	8821						
81	ALL SERVICES	17642						
82								
83	COMMUNITY TOTAL							
84	DOMESTIC--SCHEDULED	9106	7.13			.67	.67	7.80
85	NON SCHEDULED	8821						
86	ALL SERVICES	17927	7.13			.67	.67	7.80
87								
88	INTERNATIONAL--SCHEDULED	397481	317.69	.31	215.04	23.98	239.02	575.26
89	NON SCHEDULED	2090						
90	ALL SERVICES	399571	317.69	.31	215.04	23.98	239.02	575.26
91								
92	TOTAL--SCHEDULED	404587	324.82	.31	215.04	24.65	239.69	583.06
93	NON SCHEDULED	10911						
94	ALL SERVICES	417498	324.82	.31	215.04	24.65	239.69	583.06
95								
96								
97								
98	BOLIVIA							
99								
100								
101	LA PAZ							
102	(LA PAZ)							
103	EA INTERNATIONAL--SCHEDULED	10015	55.55		3.90	14.91	18.81	74.36
104								
105								
106								
107								
108								
109								
110								
111								
112								

TABLE 6
 ENPLANED REVENUE PASSENGERS, ENPLANED REVENUE TONS OF CARGO AND MAIL, AND AIR TRAFFIC
 HUB CLASSIFICATIONS, BY TYPE OF OPERATION, BY TYPE OF SERVICE, BY COMMUNITY, AND BY CARRIER
 12 MONTHS ENDED DECEMBER 31, 1984

L i n e No.	Area, state or country Community (Airport name) Carrier Type of operation Type of service Hub type and percent of enplanements	Enplaned passengers	Enplaned revenue tons						
			Freight	Express	U. S. Mail			Foreign mail	Total cargo and mail
					Priority	Nonpriority	Total		
1	2	3	4	5	6	7	8	9	
1	BRAZIL								
2									
4									
5	MANAUS								
6	(PONTA PELA)								
7	FT INTERNATIONAL--SCHEDULED		3234.46		8.13	2.89	11.02		3245.48
8									
9									
10									
11	RIO DE JANEIRO								
12	(GALEAO)								
13	FT INTERNATIONAL--SCHEDULED		3735.42		.04	.87	.91		3736.33
14									
15	PA INTERNATIONAL--SCHEDULED	119543	5355.65		305.01	1.90	306.91	12.69	5675.25
16	NONSCHEDULED	337							
17	ALL SERVICES	119880	5355.65		305.01	1.90	306.91	12.69	5675.25
18									
19	COMMUNITY TOTAL								
20	INTERNATIONAL--SCHEDULED	119543	9091.07		305.05	2.77	307.82	12.69	9411.58
21	NONSCHEDULED	337							
22	ALL SERVICES	119880	9091.07		305.05	2.77	307.82	12.69	9411.58
23									
24									
25									
26	SAO PAULO								
27	(CONGONHAS)								
28	PA INTERNATIONAL--SCHEDULED	22603	130.51					11.92	142.43
29									
30	(VIRACOPOS)								
31	FT INTERNATIONAL--SCHEDULED		10996.65		1.42	2.52	3.94		11000.59
32									
33	COMMUNITY TOTAL BY CARRIER								
34	FT INTERNATIONAL--SCHEDULED		10996.65		1.42	2.52	3.94		11000.59
35									
36	PA INTERNATIONAL--SCHEDULED	22603	130.51					11.92	142.43
37									
38	COMMUNITY TOTAL								
39	INTERNATIONAL--SCHEDULED	22603	11127.16		1.42	2.52	3.94	11.92	11143.02
40									
41									
42	BRITISH HONDURAS								
43									
44									
45									
46									
47	BELIZE								
48	(BELIZE INTERNATIONAL)								
49	QH INTERNATIONAL--SCHEDULED	548			.98		.98		.98
50									
51									
52									
53	BRITISH WEST INDIES								
54									
55									
56	GRAND CAYMAN								
57	(OWEN ROBERTS)								
58	RC DOMESTIC--SCHEDULED	49165	31.46	.06	.57	.05	.62		32.14
59									
60									
61									
62									
63	GRAND TURK								
64	(GRAND TURK)								
65	QH INTERNATIONAL--SCHEDULED	2369							
66									
67									
68									
69	ANTIGUA								
70	(COOLIDGE FIELD)								
71	AA INTERNATIONAL--SCHEDULED	25014	25.09		18.65		18.65		43.74
72									
73	EA INTERNATIONAL--SCHEDULED	21359	49.55		9.13	11.34	20.49		70.04
74									
75	PA INTERNATIONAL--SCHEDULED	25244	8.27		.01		.01		8.28
76									
77	COMMUNITY TOTAL								
78	INTERNATIONAL--SCHEDULED	71437	82.91		27.79	11.34	39.15		122.06
79									
80									
81	ST. KITTS								
82	(GOLDEN ROCK)								
83	PA INTERNATIONAL--SCHEDULED	5903	32.50					2.22	34.72
84									
85									
86									
87	ST. LUCIA								
88	(BEANE FIELD)								
89	EA INTERNATIONAL--SCHEDULED	8270	149.20	.75	.56	.34	.90		150.85
90									
91	PA INTERNATIONAL--SCHEDULED	7877	115.03					.06	115.09
92									
93	COMMUNITY TOTAL								
94	INTERNATIONAL--SCHEDULED	16147	264.23	.75	.56	.34	.90	.06	265.94
95									
96									
97									
98	CANADA								
99									
100									
101	CALGARY, ALBERTA								
102	(CALGARY MUNICIPAL)								
103	AA DOMESTIC--SCHEDULED	34878	57.21		12.19		12.19		69.40
104									
105	MP DOMESTIC--SCHEDULED	3693	.01						.01
106									
107	UA DOMESTIC--SCHEDULED	11494	4.69		.16		.16		4.85
108									
109	NONSCHEDULED	139							
110	ALL SERVICES	11784	4.69		.16		.16		4.85
111									
112									

TABLE 4
 ENPLANED REVENUE PASSENGERS, ENPLANED REVENUE TONS OF CARGO AND MAIL, AND AIR TRAFFIC
 HUB CLASSIFICATIONS, BY TYPE OF OPERATION, BY TYPE OF SERVICE, BY COMMUNITY, AND BY CARRIER
 12 MONTHS ENDED DECEMBER 31, 1984

Line No.	Area, state or country (Community) (Airport name) Carrier Type of operation Type of service Hub type and percent of enplanements	Enplaned passengers	Enplaned revenue tons					Foreign mail	Total cargo and mail
			Freight	Express	Priority	U.S. Mail Nonpriority	Total		
1	CALGARY MUNICIPAL (CON.T.)								
2	WA DOMESTIC-----SCHEDULED	114940	376.86	13.58	25.32	.65	25.97	416.41	
3	COMMUNITY TOTAL								
4	DOMESTIC-----SCHEDULED	165105	438.77	13.58	37.67	.65	38.32	490.67	
5	NON-SCHEDULED	130							
6	ALL SERVICES	165235	438.77	13.58	37.67	.65	38.32	490.67	
7									
8									
9									
10	EDMONTON, ALBERTA (INTERNATIONAL)								
11	AA DOMESTIC-----SCHEDULED	10649	29.20		.83		.83	30.03	
12									
13	WA DOMESTIC-----SCHEDULED	22712	39.17		28.71		28.71	67.88	
14									
15	UA DOMESTIC-----SCHEDULED	7427	5.66					5.66	
16									
17	WA DOMESTIC-----SCHEDULED	52611	139.62	5.60	2.65		2.65	147.87	
18									
19	COMMUNITY TOTAL								
20	DOMESTIC-----SCHEDULED	93599	213.65	5.60	32.19		32.19	251.44	
21									
22									
23									
24									
25	GANDER, NEWFOUNDLAND (GANDER INTERNATIONAL)								
26	FT INTERNATIONAL--SCHEDULED		2382.45		9.68	19.13	28.81	2411.26	
27									
28									
29									
30									
31	GOOSE BAY, LABRADOR (GOOSE BAY)								
32	FT INTERNATIONAL--SCHEDULED		102.78					102.78	
33									
34									
35									
36									
37	MONTREAL, QUEBEC (MONTREAL INTERNATIONAL)								
38	AA DOMESTIC-----SCHEDULED	78269	174.74		3.61	.07	3.68	178.42	
39									
40	AL DOMESTIC-----SCHEDULED	28026	65.76		.38		.38	66.14	
41									
42	NON-SCHEDULED	83							
43	ALL SERVICES	28109	65.76		.38		.38	66.14	
44									
45	DL DOMESTIC-----SCHEDULED	259689	1426.07		34.90		34.90	1460.97	
46									
47	DL INTERNATIONAL--SCHEDULED	231	2.84		.97		.97	3.81	
48									
49	DL TOTAL-----SCHEDULED	259920	1428.91		35.87		35.87	1464.78	
50									
51	EA DOMESTIC-----SCHEDULED	216777	315.28	1.51	33.82	7.60	41.42	358.21	
52									
53	NON-SCHEDULED	380							
54	ALL SERVICES	217157	315.28	1.51	33.82	7.60	41.42	358.21	
55									
56	RC DOMESTIC-----SCHEDULED	43211	88.07	.10	9.01	.01	9.02	77.19	
57									
58	UR DOMESTIC-----SCHEDULED	4544	8.82	.01				8.83	
59									
60	NON-SCHEDULED	5048	8.82	.01				8.83	
61	ALL SERVICES								
62	COMMUNITY TOTAL								
63	DOMESTIC-----SCHEDULED	630518	2058.74	1.62	81.72	7.68	89.40	2149.76	
64	NON-SCHEDULED	965							
65	ALL SERVICES	631483	2058.74	1.62	81.72	7.68	89.40	2149.76	
66									
67	INTERNATIONAL--SCHEDULED	231	2.84		.97		.97	3.81	
68									
69	TOTAL-----SCHEDULED	630749	2061.58	1.62	82.69	7.68	90.37	2153.57	
70	NON-SCHEDULED	965							
71	ALL SERVICES	631714	2061.58	1.62	82.69	7.68	90.37	2153.57	
72									
73									
74	OTTAWA, ONTARIO (OTTAWA INTERNATIONAL)								
75	EA DOMESTIC-----SCHEDULED	50953	145.64		32.45	24.38	56.83	202.47	
76									
77	UR DOMESTIC-----SCHEDULED	4150	5.96	.01	.29		.29	6.26	
78									
79	NON-SCHEDULED	157							
80	ALL SERVICES	6307	5.96	.01	.29		.29	6.26	
81									
82	COMMUNITY TOTAL								
83	DOMESTIC-----SCHEDULED	57105	151.60	.01	32.74	24.38	57.12	208.73	
84	NON-SCHEDULED	197							
85	ALL SERVICES	57260	151.60	.01	32.74	24.38	57.12	208.73	
86									
87									
88									
89	REGINA (REGINA)								
90	PL DOMESTIC-----SCHEDULED	9152	6.51	.60	8.82		8.82	15.93	
91									
92									
93									
94	SASKATON (SASKATON)								
95	PL DOMESTIC-----SCHEDULED	8278	6.67	1.11	8.81		8.81	15.79	
96									
97									
98									
99									
100	TORONTO, ONTARIO (TORONTO INTERNATIONAL)								
101	AA DOMESTIC-----SCHEDULED	478779	1467.82		88.72	.28	88.92	1468.74	
102									
103	AL DOMESTIC-----SCHEDULED	289946	458.89	23.19	281.87		281.87	679.95	
104									
105	NON-SCHEDULED	13447							
106	ALL SERVICES	299893	458.89	23.19	281.87		281.87	679.95	
107									
108									
109									
110									
111									
112									

TABLE 6
ENPLANED REVENUE PASSENGERS, ENPLANED REVENUE TONS OF CARGO AND MAIL, AND AIR TRAFFIC
HUB CLASSIFICATIONS, BY TYPE OF OPERATION, BY TYPE OF SERVICE, BY COMMUNITY, AND BY CARRIER
12 MONTHS ENDED DECEMBER 31, 1984

No.	Area, state or country Community (Airport name) Carrier Type of operation Type of service Hub type and percent of enplanements	Enplaned passengers	Enplaned revenue tons					Foreign mail	Total cargo and mail 9
			Freight	Express	Priority	Nonpriority	Total		
1	TORONTO INTERNATIONAL (CONT.)								
2	EA DOMESTIC-----SCHEDULED	237217	933.17	55.51	89.60	100.35	189.95	1178.63	
3									
4	RC DOMESTIC-----SCHEDULED	137131	318.37	4.74	244.87		244.87	567.98	
5									
6	UA DOMESTIC-----SCHEDULED	111040	45.38		.46	-10	-50	45.94	
7		1319							
8	NONSCHEDULED								
9	ALL SERVICES	112359	45.38		.46	-10	-50	45.94	
10	COMMUNITY TOTAL								
11	DOMESTIC-----SCHEDULED	1242113	3155.63	83.44	617.52	100.65	718.17	3957.24	
12		14764							
13	NONSCHEDULED								
14	ALL SERVICES	1256879	3155.63	83.44	617.52	100.65	718.17	3957.24	
15									
16	VANCOUVER, BR. COLUMBIA								
17	(VANCOUVER INTERNATIONAL)								
18	FL DOMESTIC-----SCHEDULED	35108	42.08	2.70	142.18		142.18	186.96	
19									
20	HK INTERNATIONAL--SCHEDULED	11084	2.00					2.00	
21									
22	UA DOMESTIC-----SCHEDULED	154220	35.10		4.58		4.58	39.68	
23		369							
24	NONSCHEDULED	154589	35.10		4.58		4.58	39.68	
25									
26	ALL SERVICES								
27	WA DOMESTIC-----SCHEDULED	170125	129.28	2.39	38.93	5.99	44.92	776.59	
28									
29	COMMUNITY TOTAL								
30	DOMESTIC-----SCHEDULED	359453	806.46	5.09	185.69	5.99	191.68	1003.23	
31		369							
32	NONSCHEDULED	359822	806.46	5.09	185.69	5.99	191.68	1003.23	
33									
34	INTERNATIONAL--SCHEDULED	11084	2.00					2.00	
35									
36	TOTAL-----SCHEDULED	370537	808.46	5.09	185.69	5.99	191.68	1005.23	
37		369							
38	NONSCHEDULED	370906	808.46	5.09	185.69	5.99	191.68	1005.23	
39									
40	ALL SERVICES								
41									
42	WINNIPEG, MANITOBA								
43	(WINNIPEG INTERNATIONAL)								
44	FL DOMESTIC-----SCHEDULED	15524	33.71	.41	13.75		13.75	47.87	
45									
46	ND DOMESTIC-----SCHEDULED	89575	176.87	1.08	150.89		150.89	328.84	
47									
48	COMMUNITY TOTAL								
49	DOMESTIC-----SCHEDULED	109099	210.58	1.49	164.64		164.64	376.71	
50									
51									
52	CHILE								
53									
54									
55									
56	SANTIAGO								
57	(PUDAHUEZ)								
58	EA INTERNATIONAL--SCHEDULED	21965	856.75		22.12		22.12	878.87	
59									
60	PA INTERNATIONAL--SCHEDULED	14876	622.33		3.03	1.12	4.15	626.48	
61									
62	COMMUNITY TOTAL								
63	INTERNATIONAL--SCHEDULED	36841	1479.08		25.15	1.12	26.27	1505.35	
64									
65									
66	CHINA								
67									
68									
69									
70									
71	PERING								
72	(CENTRAL)								
73	PA INTERNATIONAL--SCHEDULED	12076	547.52					547.52	
74									
75									
76									
77									
78	SHANGHAI								
79	(KIANG NARI)								
80	ND INTERNATIONAL--SCHEDULED	10394	1.13					1.13	
81									
82	PA INTERNATIONAL--SCHEDULED	5087	219.73					219.73	
83		230							
84	NONSCHEDULED	5317	219.73					219.73	
85									
86	COMMUNITY TOTAL								
87	INTERNATIONAL--SCHEDULED	15481	220.86					220.86	
88		230							
89	NONSCHEDULED	15711	220.86					220.86	
90									
91									
92	COLOMBIA								
93									
94									
95									
96	BARRANQUILLA								
97	(SOLEDAZI)								
98	EA INTERNATIONAL--SCHEDULED	15396	308.80					308.80	
99									
100									
101									
102	BOGOTA								
103	(EL DORADO)								
104	EA INTERNATIONAL--SCHEDULED	78236	3793.02	1.48	61.86	36.38	98.22	3892.72	
105									
106									
107									
108									
109									
110									
111									
112									

TABLE 6
 ENPLANED REVENUE PASSENGERS, ENPLANED REVENUE TONS OF CARGO AND MAIL, AND AIR TRAFFIC
 HUB CLASSIFICATIONS, BY TYPE OF OPERATION, BY TYPE OF SERVICE, BY COMMUNITY, AND BY CARRIER
 12 MONTHS ENDED DECEMBER 31, 1984

Line No.	Area, state or country Community (Airport name) Carrier Type of operation Type of service Hub type and percent of enplanements	Enplaned passengers	Enplaned revenue					Total cargo and mail (1)
			Freight	Express	Priority	Nonpriority	EMS	
1	COLUMBIA (CGNT.)							
2	CALI							
3	(PALMASeca)							
4	EA INTERNATIONAL--SCHEDULED	18350	366.75	.85				367.60
5								
6								
7								
8	COSTA RICA							
9								
10								
11								
12	SAN JOSE							
13	(EL LODO INTERNATIONAL)							
14	EA INTERNATIONAL--SCHEDULED	25487	56.65	1.62				58.27
15								
16	QH INTERNATIONAL--SCHEDULED	7563						
17								
18	COMMUNITY TOTAL	33050	56.65	1.62				58.27
19	INTERNATIONAL--SCHEDULED							
20								
21								
22								
23	CUBA							
24								
25								
26								
27	HAVANA							
28	(JOSE MARTI)							
29								
30								
31	DENMARK							
32								
33								
34								
35	COPENHAGEN							
36	(KASTRUP)							
37	NW INTERNATIONAL--SCHEDULED	19548	754.86		1.53	3.82	5.35	760.21
38								
39								
40								
41	DOMINICAN REPUBLIC							
42								
43								
44								
45	PUERTO PLATA							
46	(PUERTO PLATA)							
47	CL INTERNATIONAL--SCHEDULED	31873	77.00					77.00
48								
49	QH INTERNATIONAL--SCHEDULED	2766		.09				.09
50								
51	COMMUNITY TOTAL	34639	77.00	.09				77.09
52	INTERNATIONAL--SCHEDULED							
53								
54								
55								
56	SANTO DOMINGO							
57	(PUNTA CAJUEBO)							
58	AA INTERNATIONAL--SCHEDULED	86028	6456.79		.08		.08	6456.87
59								
60	CL INTERNATIONAL--SCHEDULED	22292	205.10					205.10
61								
62	EA INTERNATIONAL--SCHEDULED	110875	3743.39		3.43	.21	3.64	3747.03
63								
64	QH INTERNATIONAL--SCHEDULED	10986		.07				.07
65								
66	COMMUNITY TOTAL	236181	10405.28	.07	3.51	.21	3.72	10409.07
67	INTERNATIONAL--SCHEDULED							
68								
69								
70								
71	ECUADOR							
72								
73								
74								
75	QUAYAQUIL							
76	(SIMON BOLIVAR)							
77	EA INTERNATIONAL--SCHEDULED	28632	313.21	.48	23.59	3.00	26.59	340.28
78								
79								
80								
81	QUITO							
82	(MARISCAL SUCRE)							
83	EA INTERNATIONAL--SCHEDULED	33189	160.80	5.68	22.91	6.41	29.32	195.80
84								
85								
86	ARAB REPUBLIC OF EGYPT							
87								
88								
89								
90	CAIRO							
91	(CAIRO INTERNATIONAL)							
92	PA INTERNATIONAL--SCHEDULED	6255	1.11					1.11
93								
94	TM INTERNATIONAL--SCHEDULED	59476	340.84		133.10	.02	133.12	502.15
95								
96	COMMUNITY TOTAL	65731	341.95		133.10	.02	133.12	503.26
97	INTERNATIONAL--SCHEDULED							
98								
99								
100								
101	EL SALVADOR							
102								
103								
104								
105								
106	SAN SALVADOR							
107	(EL OPANGO)							
108	CL INTERNATIONAL--SCHEDULED	1437	.40		.80		.80	1.20
109								
110	QH INTERNATIONAL--SCHEDULED	3884	.04	.49	3.24		3.24	3.77
111								
112								

TABLE 6
 ENPLANED REVENUE PASSENGERS, ENPLANED REVENUE TONS OF CARGO AND MAIL, AND AIR TRAFFIC
 HUB CLASSIFICATIONS, BY TYPE OF OPERATION, BY TYPE OF SERVICE, BY COMMUNITY, AND BY CARRIER
 12 MONTHS ENDED DECEMBER 31, 1984

Line No.	Area, state or country Community (Airport name) Carrier Type of operation Type of service Hub type and percent of enplanements	Enplaned passengers	Enplaned revenue tons					Foreign mail	Total cargo and mail
			Freight	Express	Priority	U.S. Mail Nonpriority	Total		
1	2	3	4	5	6	7	8	9	
1	COMMUNITY TOTAL								
2	INTERNATIONAL--SCHEDULED	5301	.44	.49	4.04		4.04	4.97	
3									
4									
5									
6	FIJI								
7									
8									
9									
10	NANDI								
11	(NANDI)								
12	CO INTERNATIONAL--SCHEDULED	14475	776.90		.20		.20	784.18	
13	FT INTERNATIONAL--SCHEDULED		3905.69		50.65		50.65	3956.34	
14									
15									
16	COMMUNITY TOTAL	14475	4682.59		50.85		50.85	4740.52	
17	INTERNATIONAL--SCHEDULED								
18									
19									
20									
21	FRANCE								
22									
23									
24									
25	PARIS								
26	(ORLY)								
27	PA INTERNATIONAL--SCHEDULED	98716	4402.33		73.93	12.50	86.43	4488.76	
28	NONSCHEDULED	1344							
29	ALL SERVICES	100060	4402.33		73.93	12.50	86.43	4488.76	
30									
31	(CHARLES DEGAULLE)								
32	TW INTERNATIONAL--SCHEDULED	316098	7425.11		214.32	33.65	247.97	7673.08	
33	NONSCHEDULED	306							
34	ALL SERVICES	316404	7425.11		214.32	33.65	247.97	7673.08	
35									
36	COMMUNITY TOTAL BY CARRIER								
37	PA INTERNATIONAL--SCHEDULED	98716	4402.33		73.93	12.50	86.43	4488.76	
38	NONSCHEDULED	1344							
39	ALL SERVICES	100060	4402.33		73.93	12.50	86.43	4488.76	
40									
41	TW INTERNATIONAL--SCHEDULED	316098	7425.11		214.32	33.65	247.97	7673.08	
42	NONSCHEDULED	306							
43	ALL SERVICES	316404	7425.11		214.32	33.65	247.97	7673.08	
44									
45	COMMUNITY TOTAL								
46	INTERNATIONAL--SCHEDULED	414814	11827.44		288.25	46.15	334.40	12161.84	
47	NONSCHEDULED	1650							
48	ALL SERVICES	416464	11827.44		288.25	46.15	334.40	12161.84	
49									
50									
51	FRENCH ANTILLES								
52									
53									
54									
55	MARTINIQUE								
56	(LARETIN)								
57	AA INTERNATIONAL--SCHEDULED	7095	13.37					13.37	
58									
59	EA INTERNATIONAL--SCHEDULED	13231	13.26		1.58	1.70	3.28	16.54	
60									
61	PA INTERNATIONAL--SCHEDULED	13647	1.54					1.54	
62									
63	COMMUNITY TOTAL	33973	28.17		1.58	1.70	3.28	31.45	
64	INTERNATIONAL--SCHEDULED								
65									
66									
67									
68									
69	QUADELOUPE								
70	(LE RAIZET)								
71	AA INTERNATIONAL--SCHEDULED	5551	2.15					2.15	
72									
73	EA INTERNATIONAL--SCHEDULED	3730	1.52					1.52	
74									
75	PA INTERNATIONAL--SCHEDULED	26211	48.72					48.72	
76									
77	COMMUNITY TOTAL	35492	52.39					52.39	
78	INTERNATIONAL--SCHEDULED								
79									
80									
81	FRENCH POLYNESIA								
82									
83									
84									
85	PAPEETE								
86	(PAPEETE)								
87	HK INTERNATIONAL--SCHEDULED	4611	29.80				7.00	36.80	
88									
89									
90									
91	GABON								
92									
93									
94									
95									
96	DOHA								
97	(DOHA INTL)								
98	FT INTERNATIONAL--SCHEDULED		47.97					47.97	
99									
100									
101	GERMANY								
102									
103									
104									
105	BERLIN								
106	(TEGEL)								
107	PA INTERNATIONAL--SCHEDULED	1059836	1433.78		.48	851.58	852.06	6040.77	
108	NONSCHEDULED	76925	232.26					252.26	
109	ALL SERVICES	1136761	1686.04		.48	851.58	852.06	6293.03	
110									
111									
112									

TABLE 6
ENPLANED REVENUE PASSENGERS, ENPLANED REVENUE TONS OF CARGO AND MAIL, AND AIR TRAFFIC
HUB CLASSIFICATIONS, BY TYPE OF OPERATION, BY TYPE OF SERVICE, BY COMMUNITY, AND BY CARRIER
12 MONTHS ENDED DECEMBER 31, 1984

No.	Area, state or country (Community) (Airport name) Carrier Type of operation Hub type and percent of enplanements	Enplaned passengers	Enplaned revenue tons					Foreign mail	Total cargo and mail
			Freight	Express	Priority	U.S. Mail Nonpriority	Total		
1	GERMANY (CONT.)								
2	CULCGNE/DUSSLDORF/BONN								
3	(LDH/HAUSEN)								
4	PA INTERNATIONAL--SCHEDULED	240	15.91						15.91
5	QH INTERNATIONAL--SCHEDULED	131							
6	AIRPORT TOTAL								
7	INTERNATIONAL--SCHEDULED	371	15.91						15.91
8	(WANN AIRPORT)								
9	COMMUNITY TOTAL BY CARRIER								
10	PA INTERNATIONAL--SCHEDULED	240	15.91						15.91
11	QH INTERNATIONAL--SCHEDULED	131							
12	COMMUNITY TOTAL								
13	INTERNATIONAL--SCHEDULED	371	15.91						15.91
14	FRANKFURT								
15	(RHEIN MAIN)								
16	CL INTERNATIONAL--SCHEDULED	7082	109.40						109.40
17	DL INTERNATIONAL--SCHEDULED	75841	3930.66				454.78		4385.44
18	FT INTERNATIONAL--SCHEDULED		28253.31		763.55	1920.64	2684.19		30937.50
19	NM INTERNATIONAL--SCHEDULED	28619	1618.40		87.25	7.03	94.28		1712.68
20	NM INTERNATIONAL--NONSCHEDULED	794							
21	ALL SERVICES	29413	1618.40		87.25	7.03	94.28		1712.68
22	PA INTERNATIONAL--SCHEDULED	753822	11995.31		2168.99	2245.28	4414.27	3874.59	20284.17
23	NONSCHEDULED	1311	203.45						203.45
24	ALL SERVICES	755133	12198.76		2168.99	2245.28	4414.27	3874.59	20487.62
25	QH INTERNATIONAL--SCHEDULED	868							
26	TV INTERNATIONAL--SCHEDULED	5							
27	IW INTERNATIONAL--SCHEDULED	149831	1935.88		1270.83	1236.00	2506.83	72.94	4515.65
28	MO INTERNATIONAL--SCHEDULED	55369	991.00		617.00		617.00		1608.00
29	NONSCHEDULED	33091	21.00						21.00
30	ALL SERVICES	88460	1012.00		617.00		617.00		1629.00
31	COMMUNITY TOTAL								
32	INTERNATIONAL--SCHEDULED	1071437	48833.96		4907.62	5408.95	10316.57	4402.31	63552.84
33	NONSCHEDULED	35196	224.45						224.45
34	ALL SERVICES	1106633	49058.41		4907.62	5408.95	10316.57	4402.31	63777.29
35	HAMBURG								
36	(FUHR SBUTTE)								
37	NM INTERNATIONAL--SCHEDULED	10706	869.98		12.98	9.13	22.11		892.09
38	PA INTERNATIONAL--SCHEDULED	248585	577.14		115.59	138.16	253.75	335.95	1166.84
39	NONSCHEDULED	1424							
40	ALL SERVICES	250009	577.14		115.59	138.16	253.75	335.95	1166.84
41	COMMUNITY TOTAL								
42	INTERNATIONAL--SCHEDULED	259291	1447.12		128.57	147.29	275.86	335.95	2058.93
43	NONSCHEDULED	1424							
44	ALL SERVICES	260715	1447.12		128.57	147.29	275.86	335.95	2058.93
45	LANDSPUHL								
46	(KAMSTEIN AB)								
47	MUNICH								
48	(MUNICH)								
49	PA INTERNATIONAL--SCHEDULED	283722	2469.81		815.83	294.91	1110.74	342.83	3923.38
50	NONSCHEDULED	4256							
51	ALL SERVICES	287978	2469.81		815.83	294.91	1110.74	342.83	3923.38
52	IW INTERNATIONAL--SCHEDULED	17216	13.83		156.31		156.31		170.14
53	COMMUNITY TOTAL								
54	INTERNATIONAL--SCHEDULED	300938	2483.64		972.14	294.91	1267.05	342.83	4093.52
55	NONSCHEDULED	4256							
56	ALL SERVICES	305194	2483.64		972.14	294.91	1267.05	342.83	4093.52
57	MURENBERG								
58	(MURENBERG)								
59	PA INTERNATIONAL--SCHEDULED	58767	104.32		.06		.06	240.74	345.12
60	NONSCHEDULED	448							
61	ALL SERVICES	59215	104.32		.06		.06	240.74	345.12
62	STUTTGART								
63	(ECHTERDINGEN AIR BASE)								
64	PA INTERNATIONAL--SCHEDULED	97257	209.73		.25		.25	83.02	293.00
65	GREECE								
66	ATHENS								
67	(ATHENS CENTRAL)								
68	IW INTERNATIONAL--SCHEDULED	160001	941.16		208.64	111.31	319.95	45.02	1306.13

TABLE 6
 ENPLANED REVENUE PASSENGERS, ENPLANED REVENUE TONS OF CARGO AND MAIL, AND AIR TRAFFIC
 HUB CLASSIFICATIONS, BY TYPE OF OPERATION, BY TYPE OF SERVICE, BY COMMUNITY, AND BY CARRIER
 12 MONTHS ENDED DECEMBER 31, 1984

Line No	Area, state or country Community (Airport name) Carrier Type of operation Type of service Hub type and percent of enplanements	Enplaned passengers	Enplaned revenue tons					Foreign mail	Total cargo and mail
			Freight	Express	U.S. Mail		Total		
					Priority	Nonpriority			
1	GUATEMALA								
2									
3									
4	GUATEMALA CITY (LA AURORA)								
5	PA INTERNATIONAL--SCHEDULED	50314	3566.43		14.40	4.53	18.93	3589.28	
6	QH INTERNATIONAL--SCHEDULED	3455		.55				.55	
7	COMMUNITY TOTAL								
8	INTERNATIONAL--SCHEDULED	53769	3566.43	.55	14.40	4.53	18.93	3589.83	
9									
10									
11									
12									
13									
14									
15	PAPUA NEW GUINEA								
16									
17									
18									
19	PORT Moresby (JACKSON FIELD)								
20	HK INTERNATIONAL--SCHEDULED	1566	9.60		.90		.90	14.60	
21									
22									
23									
24									
25									
26									
27									
28									
29									
30	PORT AU PRINCE (PORT AU PRINCE)								
31	AA INTERNATIONAL--SCHEDULED	60098	3118.94		30.74	.13	30.87	3149.81	
32	CL INTERNATIONAL--SCHEDULED	8578							
33	EA INTERNATIONAL--SCHEDULED	64259	1455.97		21.67	.43	22.10	1478.07	
34	JM INTERNATIONAL--SCHEDULED	266	532.70					532.70	
35	NON SCHEDULED	1098	2489.80					2489.80	
36	ALL SERVICES	1364	3022.50					3022.50	
37	QH INTERNATIONAL--SCHEDULED	15182		.03				.03	
38									
39	COMMUNITY TOTAL								
40	INTERNATIONAL--SCHEDULED	148383	5107.61	.03	52.41	.56	52.97	5160.61	
41	NON SCHEDULED	1098	2489.80					2489.80	
42	ALL SERVICES	149481	7597.41	.03	52.41	.56	52.97	7650.41	
43									
44									
45									
46									
47									
48									
49									
50	HONDURAS								
51									
52									
53									
54									
55	SAN PEDRO SULA (SAN PEDRO SULA)								
56	CL INTERNATIONAL--SCHEDULED	1453	5.50					5.50	
57	QH INTERNATIONAL--SCHEDULED	3482		.14				.14	
58									
59	COMMUNITY TOTAL								
60	INTERNATIONAL--SCHEDULED	4935	5.50	.14				5.64	
61									
62									
63									
64									
65									
66	TEGUCIGALPA (TONCONTIN INTERNATIONAL)								
67	QH INTERNATIONAL--SCHEDULED	3820	.04	.55	.22		.22	.81	
68									
69									
70									
71									
72	HONG KONG								
73									
74									
75									
76	KOWLOON (KAI TAK)								
77	CO INTERNATIONAL--SCHEDULED	2257	25.12		7.59		7.59	32.85	
78	FT INTERNATIONAL--SCHEDULED		42924.30		645.51	592.41	1237.92	44162.22	
79	NW INTERNATIONAL--SCHEDULED	121245	18985.56		35.05	171.17	206.22	19194.47	
80	PA INTERNATIONAL--SCHEDULED	214871	9435.51		227.01	227.01	1413.58	11076.10	
81	UA INTERNATIONAL--SCHEDULED	52387	3514.42				1.09	3515.51	
82									
83	COMMUNITY TOTAL								
84	INTERNATIONAL--SCHEDULED	390760	74884.91		688.15	990.59	1678.74	77981.15	
85									
86									
87									
88									
89									
90									
91									
92									
93									
94									
95									
96	BUDAPEST (FERINEGY)								
97	PA INTERNATIONAL--SCHEDULED	6067	42.02					42.02	
98									
99									
100									
101	INDIA								
102									
103									
104									
105									
106									
107	BOMBAY (SAHA CAJZ)								
108	PA INTERNATIONAL--SCHEDULED	33459	1357.87					1357.87	
109									
110									
111									
112									

TABLE 4
 ENPLANED REVENUE PASSENGERS, ENPLANED REVENUE TONS OF CARGO AND MAIL, AND AIR TRAFFIC
 HUB CLASSIFICATIONS, BY TYPE OF OPERATION, BY TYPE OF SERVICE, BY COMMUNITY, AND BY CARRIER
 12 MONTHS ENDED DECEMBER 31, 1984

Line No.	Area, state or country Community (Airport name) Carrier Type of operation Type of service Hub type and percent of enplanements	Enplaned passengers	Enplaned revenue tons					Foreign mail	Total cargo and mail
			Freight	Express	Priority	U.S. Mail Nonpriority	Total		
1	2	3	4	5	6	7	8	9	
1	COMMUNITY TOTAL								
2	INTERNATIONAL--SCHEDULED	33459	1357.87					1357.87	
6	DELHI (PALAN AF)								
7	PA INTERNATIONAL--SCHEDULED	48168	2707.42		2.77		2.77	1.76	
11	IRELAND								
16	DUBLIN (DUBLIN)								
17	NI INTERNATIONAL--SCHEDULED	2367	87.08		.15		.15	87.23	
22	SHANNON (SHANNON)								
23	FI INTERNATIONAL--SCHEDULED		1220.72		3.50	7.40	10.90	1231.62	
24	NI INTERNATIONAL--SCHEDULED	36009	854.83		17.95	20.48	38.43	7.85	
25	TV INTERNATIONAL--SCHEDULED	28823	49.60					3.60	
26	COMMUNITY TOTAL	64832	2125.15		21.45	27.88	49.33	11.45	
27	INTERNATIONAL--SCHEDULED							2185.93	
34	ISRAEL								
38	TEL AVIV (BEN GURION)								
39	CI INTERNATIONAL--SCHEDULED	4395	10.60					10.60	
40	FF INTERNATIONAL--SCHEDULED	35998	149.90					149.90	
41	TV INTERNATIONAL--SCHEDULED	88							
42	TI INTERNATIONAL--SCHEDULED	111004	1005.59		88.93	38.19	127.12	6.67	
43	COMMUNITY TOTAL	151485	1166.09		88.93	38.19	127.12	6.67	
44	INTERNATIONAL--SCHEDULED							1299.88	
54	ITALY								
58	MILAN (MALPENSA)								
59	TI INTERNATIONAL--SCHEDULED	95000	5300.28				2.29	5302.57	
64	ROME (CIAMPINO)								
65	(LEONARDO DA VINCI)								
66	PA INTERNATIONAL--SCHEDULED	104119	2257.86		357.66	226.08	583.74	8.58	
67	TI INTERNATIONAL--SCHEDULED	258140	5555.77		640.69	114.89	755.58	24.65	
68	AIRPORT TOTAL	362259	7813.63		998.35	340.97	1339.32	33.23	
69	INTERNATIONAL--SCHEDULED							9186.18	
74	COMMUNITY TOTAL BY CARRIER								
75	PA INTERNATIONAL--SCHEDULED	104119	2257.86		357.66	226.08	583.74	8.58	
76	TI INTERNATIONAL--SCHEDULED	258140	5555.77		640.69	114.89	755.58	24.65	
77	COMMUNITY TOTAL	362259	7813.63		998.35	340.97	1339.32	33.23	
78	INTERNATIONAL--SCHEDULED							9186.18	
84	JAMAICA								
87	KINGSTON (PALISADES)								
88	AA INTERNATIONAL--SCHEDULED	33439	1984.11			.21	.21	1984.32	
89	EA INTERNATIONAL--SCHEDULED	31602	74.05	.33	3.12		3.12	77.50	
90	PA INTERNATIONAL--SCHEDULED	3881	101.90					101.90	
91	QH INTERNATIONAL--SCHEDULED	6732	.03	.16				.19	
92	COMMUNITY TOTAL	79654	2160.09	.49	3.12	.21	3.33	2163.91	
93	INTERNATIONAL--SCHEDULED								
102	MONTEGO BAY (MONTEGO BAY INTERNATIONAL)								
103	AA INTERNATIONAL--SCHEDULED	52869	173.13		.78		.78	173.93	
104	EA INTERNATIONAL--SCHEDULED	92474	260.10		.57		.57	260.67	
105	PA INTERNATIONAL--SCHEDULED	16809	26.20					26.20	
106	NON-SCHEDULED	1991	26.20					26.20	
107	ALL SERVICES	18800	26.20					26.20	

TABLE 6
 ENPLANED REVENUE PASSENGERS, ENPLANED REVENUE TONS OF CARGO AND MAIL, AND AIR TRAFFIC
 HUB CLASSIFICATIONS, BY TYPE OF OPERATION, BY TYPE OF SERVICE, BY COMMUNITY, AND BY CARRIER
 12 MONTHS ENDED DECEMBER 31, 1984

Line No.	Area, state or country Community (Airport name) Carrier Type of operation Type of service Hub type and percent of enplanements	Enplaned passengers	Enplaned revenue tons						
			Freight	Express	U.S. Mail		Total	Foreign mail	Total cargo and mail
					Priority	Nonpriority			
1	2	3	4	5	6	7	8	9	
1	MUNTEGO BAY INTERNATIONAL (CONT.)								
2	QH INTERNATIONAL—SCHEDULED	8160	.03	.01				.04	
3	COMMUNITY TOTAL								
4	INTERNATIONAL—SCHEDULED	170292	459.48	.01	1.35		1.35	460.84	
5	NONSCHEDULED	1491							
6	ALL SERVICES	171783	459.48	.01	1.35		1.35	460.84	
7									
8									
9									
10	JAPAN								
11									
12									
13									
14									
15	NAGOYA								
16	(KARAKI)								
17	CO INTERNATIONAL—SCHEDULED	37779	57.05					57.05	
18									
19									
20									
21	OKINAWA								
22	(NANA AFB)								
23	NM INTERNATIONAL—SCHEDULED	26296	30.34		262.02	863.29	1125.31	4.78	
24									
25									
26									
27	OSAKA								
28	(OSAKA INTERNATIONAL)								
29	FT INTERNATIONAL—SCHEDULED		19076.16		249.36	198.10	447.46	19523.62	
30									
31	NM INTERNATIONAL—SCHEDULED	125021	4293.47		110.57	634.99	745.56	123.06	
32									
33	PA INTERNATIONAL—SCHEDULED	48927	608.70		.09	.55	.64	609.34	
34	COMMUNITY TOTAL								
35	INTERNATIONAL—SCHEDULED	173948	23978.33		360.02	833.64	1193.66	123.06	
36									
37									
38									
39									
40	TOKYO								
41	(HARITA)								
42	CO INTERNATIONAL—SCHEDULED	90318	178.63		1.47		1.47	296.41	
43									
44	FT INTERNATIONAL—SCHEDULED		152020.47		3672.32	3536.29	7208.61	159229.08	
45									
46	NM INTERNATIONAL—SCHEDULED	845668	55410.01		3823.94	3993.67	7817.61	765.59	
47									
48	PA INTERNATIONAL—SCHEDULED	510290	13108.64		1259.40	1681.74	2941.14	546.25	
49									
50	UA INTERNATIONAL—SCHEDULED	75582	3591.49					81.32	
51	COMMUNITY TOTAL								
52	INTERNATIONAL—SCHEDULED	1521858	224309.24		8757.13	9211.70	17968.83	1487.57	
53									
54									
55									
56									
57	KENYA								
58									
59									
60									
61	NAIROBI								
62	(NAIROBI)								
63	PA INTERNATIONAL—SCHEDULED	10709	357.34		5.50		5.50	28.55	
64									
65									
66									
67	KUWAIT								
68									
69									
70									
71	KUWAIT								
72	(KUWAIT)								
73	TW INTERNATIONAL—SCHEDULED	1132	2.14		.01		.01	.30	
74	COMMUNITY TOTAL								
75	INTERNATIONAL—SCHEDULED	1132	2.14		.01		.01	.30	
76									
77									
78									
79									
80	LIBERIA								
81									
82									
83	MONROVIA/ROBERTSFIELD								
84	(ROBERTSFIELD)								
85	PA INTERNATIONAL—SCHEDULED	11787	440.28		25.26	.33	25.59	44.48	
86									
87									
88									
89									
90	MALAYSIA								
91									
92									
93									
94	KUALA LUMPUR								
95	(SUBANG)								
96	FT INTERNATIONAL—SCHEDULED		4391.16		4.08	31.12	35.20	4426.36	
97									
98									
99									
100	MEXICO								
101									
102									
103	ACAPULCO								
104	(PLAN DE LOS ANATES)								
105	AA INTERNATIONAL—SCHEDULED	73048	12.04		.82		.82	12.86	
106									
107	CO INTERNATIONAL—SCHEDULED	40920	.42					.42	
108									
109	EA INTERNATIONAL—SCHEDULED	29221	33.16					33.16	
110									
111									
112									

TABLE 6
ENPLANED REVENUE PASSENGERS, ENPLANED REVENUE TONS OF CARGO AND MAIL, AND AIR TRAFFIC
HUB CLASSIFICATIONS, BY TYPE OF OPERATION, BY TYPE OF SERVICE, BY COMMUNITY, AND BY CARRIER
12 MONTHS ENDED DECEMBER 31, 1964

No.	Area, state or country Community (Airport name) Carrier Type of operation Type of service Hub type and percent of enplanements	Enplaned passengers	Enplaned revenue tons					Foreign mail	Total cargo and mail
			Freight	Express	Priority	U. S. Mail Nonpriority	Total		
1	PLAM DE LOS AMATES (CONT.)								
2	MA INTERNATIONAL--SCHEDULED	40781	27.49					27.49	
3	NONSCHEDULED	75							
4	ALL SERVICES	40856	27.49					27.49	
5	COMMUNITY TOTAL								
6	INTERNATIONAL--SCHEDULED	183970	73.11		.82		.82	73.93	
7	NONSCHEDULED	75							
8	ALL SERVICES	184045	73.11		.82		.82	73.93	
9	COMMUNITY TOTAL								
10	INTERNATIONAL--SCHEDULED	29426	6.88			.31	.31	7.19	
11	NONSCHEDULED	35193	3.55		.01		.01	3.56	
12	ALL SERVICES	38609	3.55		.01		.01	3.56	
13	COMMUNITY TOTAL	6793							
14	INTERNATIONAL--SCHEDULED	6793							
15	NONSCHEDULED	13586							
16	ALL SERVICES	20379							
17	COMMUNITY TOTAL	34667							
18	INTERNATIONAL--SCHEDULED	41460							
19	NONSCHEDULED	6793							
20	ALL SERVICES	48253							
21	COMMUNITY TOTAL	103228	10.43		.01	.31	.32	10.75	
22	INTERNATIONAL--SCHEDULED	144688	10.43		.01	.31	.32	10.75	
23	NONSCHEDULED	6793							
24	ALL SERVICES	151481	10.43		.01	.31	.32	10.75	
25	COMMUNITY TOTAL								
26	INTERNATIONAL--SCHEDULED	13681	.15			.25	.25	.40	
27	NONSCHEDULED	14833	.28					.28	
28	ALL SERVICES	3067							
29	COMMUNITY TOTAL	3292							
30	INTERNATIONAL--SCHEDULED	6359							
31	NONSCHEDULED	3067							
32	ALL SERVICES	9426							
33	COMMUNITY TOTAL	28514	.43			.25	.25	.68	
34	INTERNATIONAL--SCHEDULED	31581	.43			.25	.25	.68	
35	NONSCHEDULED	3292							
36	ALL SERVICES	34873	.43			.25	.25	.68	
37	COMMUNITY TOTAL								
38	INTERNATIONAL--SCHEDULED	9093	69.36		.50		.50	69.86	
39	NONSCHEDULED	37104	196.30	6.23	.30		.30	202.83	
40	ALL SERVICES	46197	265.66	6.23	.80		.80	272.69	
41	COMMUNITY TOTAL								
42	INTERNATIONAL--SCHEDULED	4842	3.03					3.03	
43	NONSCHEDULED	24491	2.51					2.51	
44	ALL SERVICES	24906	2.23					2.23	
45	COMMUNITY TOTAL	1063							
46	INTERNATIONAL--SCHEDULED	25969	2.23					2.23	
47	NONSCHEDULED	18606	9.00	.03				9.03	
48	ALL SERVICES	50997	6.74					6.74	
49	COMMUNITY TOTAL	1063							
50	INTERNATIONAL--SCHEDULED	52660	6.74					6.74	
51	NONSCHEDULED	18606	9.00	.03				9.03	
52	ALL SERVICES	69666	13.74	.03				13.77	
53	COMMUNITY TOTAL	70666	13.74	.03				13.77	
54	INTERNATIONAL--SCHEDULED								
55	NONSCHEDULED								
56	ALL SERVICES								
57	COMMUNITY TOTAL								
58	INTERNATIONAL--SCHEDULED	111216	611.70		1.84		1.84	613.54	
59	NONSCHEDULED								
60	ALL SERVICES								
61	COMMUNITY TOTAL								
62	INTERNATIONAL--SCHEDULED								
63	NONSCHEDULED								
64	ALL SERVICES								
65	COMMUNITY TOTAL								
66	INTERNATIONAL--SCHEDULED								
67	NONSCHEDULED								
68	ALL SERVICES								
69	COMMUNITY TOTAL								
70	INTERNATIONAL--SCHEDULED								
71	NONSCHEDULED								
72	ALL SERVICES								
73	COMMUNITY TOTAL								
74	INTERNATIONAL--SCHEDULED								
75	NONSCHEDULED								
76	ALL SERVICES								
77	COMMUNITY TOTAL								
78	INTERNATIONAL--SCHEDULED								
79	NONSCHEDULED								
80	ALL SERVICES								
81	COMMUNITY TOTAL								
82	INTERNATIONAL--SCHEDULED								
83	NONSCHEDULED								
84	ALL SERVICES								
85	COMMUNITY TOTAL								
86	INTERNATIONAL--SCHEDULED								
87	NONSCHEDULED								
88	ALL SERVICES								
89	COMMUNITY TOTAL								
90	INTERNATIONAL--SCHEDULED								
91	NONSCHEDULED								
92	ALL SERVICES								
93	COMMUNITY TOTAL								
94	INTERNATIONAL--SCHEDULED								
95	NONSCHEDULED								
96	ALL SERVICES								
97	COMMUNITY TOTAL								
98	INTERNATIONAL--SCHEDULED								
99	NONSCHEDULED								
100	ALL SERVICES								
101	COMMUNITY TOTAL								
102	INTERNATIONAL--SCHEDULED								
103	NONSCHEDULED								
104	ALL SERVICES								
105	COMMUNITY TOTAL								
106	INTERNATIONAL--SCHEDULED								
107	NONSCHEDULED								
108	ALL SERVICES								
109	COMMUNITY TOTAL								
110	INTERNATIONAL--SCHEDULED								
111	NONSCHEDULED								
112	ALL SERVICES								

TABLE 4
 ENPLANED REVENUE PASSENGERS, ENPLANED REVENUE TONS OF CARGO AND MAIL, AND AIR TRAFFIC
 HUB CLASSIFICATIONS, BY TYPE OF OPERATION, BY TYPE OF SERVICE, BY COMMUNITY, AND BY CARRIER
 12 MONTHS ENDED DECEMBER 31, 1964

Line No.	Area, state or country Community (Airport name) Carrier Type of operation Type of service Hub (type and percent of enplanements)	Enplaned passengers	Enplaned revenue tons					Foreign mail	Total cargo and mail
			Freight	Express	Priority	U. S. Mail Nonpriority	Total		
1	MEXICO CITY INTERNATIONAL (CONT.)								
2	CO INTERNATIONAL--SCHEDULED	103399	261.38	1.26	.04	.04		262.68	
3	EA INTERNATIONAL--SCHEDULED	108281	821.14	.63	.51	.51		822.28	
4	PA INTERNATIONAL--SCHEDULED	183725	1578.34					1578.34	
5	WA INTERNATIONAL--SCHEDULED	82524	978.16	.57	.30	.30		979.03	
6	COMMUNITY TOTAL								
7	INTERNATIONAL--SCHEDULED	589147	4250.72	2.46	2.69	2.69		4255.87	
8									
9	MONTERREY								
10	(DEL NORTE INTERNATIONAL)								
11	CO INTERNATIONAL--SCHEDULED	19703	3.59	.03				3.62	
12									
13									
14	PUERTO VALLARTA								
15	(PUERTO VALLARTA)								
16	AA INTERNATIONAL--SCHEDULED	23550	2.28					2.28	
17	CO INTERNATIONAL--SCHEDULED	14090	.57					.57	
18	FL DOMESTIC--SCHEDULED	16410	.07					.07	
19	AC DOMESTIC--SCHEDULED	19612	2.49					2.49	
20	NONSCHEDULED	139							
21	ALL SERVICES	19751	2.49					2.49	
22	WA INTERNATIONAL--SCHEDULED	29861							
23	COMMUNITY TOTAL								
24	DOMESTIC--SCHEDULED	36022	2.56					2.56	
25	NONSCHEDULED	139							
26	ALL SERVICES	36161	2.56					2.56	
27	INTERNATIONAL--SCHEDULED	67501	2.85					2.85	
28	TOTAL--SCHEDULED	103523	5.41					5.41	
29	NONSCHEDULED	139							
30	ALL SERVICES	103662	5.41					5.41	
31									
32									
33	ZIHUATANEJO								
34	(ZIHUATANEJO)								
35	CO INTERNATIONAL--SCHEDULED	8019	.53					.53	
36	SI DOMESTIC--SCHEDULED	162							
37	NONSCHEDULED	162							
38	ALL SERVICES	324							
39	WA INTERNATIONAL--SCHEDULED	12291							
40	COMMUNITY TOTAL								
41	DOMESTIC--SCHEDULED	162							
42	NONSCHEDULED	162							
43	ALL SERVICES	324							
44	INTERNATIONAL--SCHEDULED	20310	.53					.53	
45	TOTAL--SCHEDULED	20472	.53					.53	
46	NONSCHEDULED	162							
47	ALL SERVICES	20634	.53					.53	
48									
49									
50	NETHERLANDS								
51									
52	AMSTERDAM								
53	(SCHIPHOL)								
54	QH INTERNATIONAL--SCHEDULED	1756							
55	TM INTERNATIONAL--SCHEDULED	35299	790.38		86.50	86.50		876.88	
56	COMMUNITY TOTAL								
57	INTERNATIONAL--SCHEDULED	37055	790.38		86.50	86.50		876.88	
58									
59	NETHERLANDS ANTILLES								
60									
61	ARUBA								
62	(PRINCESS BEATRIX)								
63	AA INTERNATIONAL--SCHEDULED	50390	34.88		7.60	7.60		42.48	
64	EA INTERNATIONAL--SCHEDULED	24137	8.80		.81	.81		9.61	
65	PA INTERNATIONAL--SCHEDULED	8675	2.33					2.33	
66	COMMUNITY TOTAL								
67	INTERNATIONAL--SCHEDULED	83202	46.01		8.41	8.41		54.42	
68									
69	CURACAO								
70	(OR PLESHAN)								
71	EA INTERNATIONAL--SCHEDULED	9672	27.17		15.02	15.02		42.19	
72	NONSCHEDULED	8988	34.03		.09	.09	.12	34.15	
73	ALL SERVICES	18660	61.20		15.11	15.11	.12	76.43	

TABLE 8
ENPLANED REVENUE PASSENGERS, ENPLANED REVENUE TONS OF CARGO AND MAIL, AND AIR TRAFFIC
HUB CLASSIFICATIONS, BY TYPE OF OPERATION, BY TYPE OF SERVICE, BY COMMUNITY, AND BY CARRIER
12 MONTHS ENDED DECEMBER 31, 1984

Line No.	Area, state or country Community (Airport name) Carrier Type of operation Type of service Hub type and percent of enplanements	Enplaned passengers	Enplaned revenue tons					Foreign mail	Total cargo and mail 9
			Freight	Express	Priorities	U.S. Mail Nonpriorities	Total		
1	2	3	4	5	6	7	8	9	
1	DR. PLESAN (CONT.)								
2	FT INTERNATIONAL--SCHEDULED		4399.89			.87	.87	4400.76	
4	COMMUNITY TOTAL								
5	INTERNATIONAL--SCHEDULED	18660	4461.09		15.11	.90	16.01	4477.10	
6	NON-SCHEDULED	2515							
7	ALL SERVICES	20175	4461.09		15.11	.90	16.01	4477.10	
10	ST. MARTIN (SULIANA)								
12	AA INTERNATIONAL--SCHEDULED	82316	128.67		8.15	1.20	9.35	138.02	
14	EA INTERNATIONAL--SCHEDULED	30617	34.85		2.02	.74	2.76	37.61	
16	PA INTERNATIONAL--SCHEDULED	61784	2.42					2.42	
17	NON-SCHEDULED	4585							
19	ALL SERVICES	66369	2.42					2.42	
21	COMMUNITY TOTAL								
22	INTERNATIONAL--SCHEDULED	174717	165.94		10.17	1.94	12.11	178.37	
23	NON-SCHEDULED	4585							
24	ALL SERVICES	179302	165.94		10.17	1.94	12.11	178.37	
27	NEW ZEALAND								
32	AUCKLAND (AUCKLAND INTERNATIONAL)								
33	CO INTERNATIONAL--SCHEDULED	38068	3167.41		.61	3.27	3.88	3204.81	
35	PA INTERNATIONAL--SCHEDULED	50903	4420.48		22.06	25.16	47.22	4467.11	
38	COMMUNITY TOTAL								
39	INTERNATIONAL--SCHEDULED	88971	7587.89		22.67	28.43	51.10	7691.92	
42	NIGERIA								
47	LAGOS (LAGOS)								
48	PA INTERNATIONAL--SCHEDULED	13585	399.93		15.88		15.88	415.81	
52	NORWAY								
57	OSLO (GARDERDEN)								
58	NM INTERNATIONAL--SCHEDULED	17056	611.71		5.73	6.20	11.93	623.64	
62	OMAN								
67	MUSCAT (SEED)								
71	PAKISTAN								
75	KARACHI (MURIPUR)								
76	PA INTERNATIONAL--SCHEDULED	16074	325.58			6.07	6.07	333.82	
81	PANAMA								
84	BALBOA C-2 (PANAMA CITY)								
85	(TOCUMEN)								
87	EA INTERNATIONAL--SCHEDULED	131016	2030.80	2.79	505.61	12.05	517.66	2551.25	
88	3C INTERNATIONAL--SCHEDULED		72.00					72.00	
91	COMMUNITY TOTAL								
92	INTERNATIONAL--SCHEDULED	131016	2102.80	2.79	505.61	12.05	517.66	2623.25	
96	PARAGUAY								
99	ASUNCION (ASUNCION)								
101	EA INTERNATIONAL--SCHEDULED	5490	55.48		10.42	8.94	19.36	74.84	

TABLE 6
 ENPLANED REVENUE PASSENGERS, ENPLANED REVENUE TONS OF CARGO AND MAIL, AND AIR TRAFFIC
 HUB CLASSIFICATIONS, BY TYPE OF OPERATION, BY TYPE OF SERVICE, BY COMMUNITY, AND BY CARRIER
 12 MONTHS ENDED DECEMBER 31, 1964

Line No.	Area, state or country Community (Airport name) Carrier Type of operation Type of service Hub type and percent of enplanements	Enplaned passengers	Freight	Express	Enplaned revenue tons		Foreign mail	Total cargo and mail
					Priority	U. S. Mail Nonpriority		
1	2	3	4	5	6	7	8	9
1	PERU							
5	IQUITOS (TTE. BERGIERE)							
10	LIMA (J. CHAVEZ INTERNATIONAL) EA INTERNATIONAL--SCHEDULED	26152	376.24		20.47	11.48	31.95	408.19
12	3C INTERNATIONAL--SCHEDULED		369.00					369.00
14	COMMUNITY TOTAL INTERNATIONAL--SCHEDULED	26152	745.24		20.47	11.48	31.95	777.19
20	PHILIPPINES							
24	LUZON ISLAND (CLARK FIELD)							
28	MANILA (MANILA INTERNATIONAL) CO INTERNATIONAL--SCHEDULED	17173	240.08		3.71		62.93	306.72
31	FT INTERNATIONAL--SCHEDULED		523.35		159.99	476.45	636.44	5869.79
33	NM INTERNATIONAL--SCHEDULED	13581	3600.46		716.87	717.08	1433.95	5034.41
35	PA INTERNATIONAL--SCHEDULED	59181	2229.84		419.29	565.94	984.85	3251.27
37	COMMUNITY TOTAL INTERNATIONAL--SCHEDULED	212165	11303.73		1299.86	1759.09	3058.95	14462.19
43	PORTUGAL							
47	LISBON (PORTEL A) 7N INTERNATIONAL--SCHEDULED	47788	1163.30		33.65	18.27	51.92	1227.51
53	SAUDI ARABIA							
56	DHAKRAH (DHAKRAH) PA INTERNATIONAL--SCHEDULED		856.93					856.93
60	PA INTERNATIONAL--SCHEDULED	25705	417.74		375.20	2.02	377.22	816.72
62	COMMUNITY TOTAL INTERNATIONAL--SCHEDULED	25705	1274.67		375.20	2.02	377.22	1673.65
68	JEDDAH (JEDDAH INTL)							
72	SENEGAL							
76	DAKAR (RALLARD FIELD) PA INTERNATIONAL--SCHEDULED	7632	263.65				12.76	276.41
82	SINGAPORE							
87	SINGAPORE (SINGAPORE) FT INTERNATIONAL--SCHEDULED		10908.04		44.70	98.15	142.85	11050.93
89	NM INTERNATIONAL--SCHEDULED		226.20					226.20
91	PA INTERNATIONAL--SCHEDULED	67772	1387.34		36.96		36.96	1439.98
93	COMMUNITY TOTAL INTERNATIONAL--SCHEDULED	67772	12521.62		81.66	98.15	179.81	12717.11
99	SOUTH AFRICA							
103	JOHANNESBURG (JAN SMUTS) PA INTERNATIONAL--SCHEDULED	19998	591.83		1.59		1.59	593.42

TABLE 6
 ENPLANED REVENUE PASSENGERS; ENPLANED REVENUE TONS OF CARGO AND MAIL, AND AIR TRAFFIC
 HUB CLASSIFICATIONS, BY TYPE OF OPERATION, BY TYPE OF SERVICE, BY COMMUNITY, AND BY CARRIER
 12 MONTHS ENDED DECEMBER 31, 1984

No.	Area, state or country Community (Airport name) Carrier Type of operation Type of service Hub type and percent of enplanements	Enplaned passengers	Freight	Expense	Enplaned revenue tons			Foreign mail	Total cargo and mail
					Priority	Nonpriority	Total		
1	SOUTH KOREA								
5	SEDUL (KIMPO INTERNATIONAL)								
6	FT INTERNATIONAL--SCHEDULED		14368.65		496.69	810.81	1307.50		15676.15
9	MW INTERNATIONAL--SCHEDULED	153151	10347.74		911.51	1696.43	2607.94	7.83	12963.51
10	PA INTERNATIONAL--SCHEDULED	46144	699.61		510.58	72.15	582.73		1282.34
13	COMMUNITY TOTAL INTERNATIONAL--SCHEDULED	199295	25416.00		1918.78	2579.39	4498.17	7.83	29922.00
18	SPAIN								
22	BARCELONA (BARCELONA)								
24	TW INTERNATIONAL--SCHEDULED	19735	720.60		9.72		9.72		730.32
28	MADRID (GARCIA MORGATO)								
30	QH INTERNATIONAL--SCHEDULED	377							
31	TW INTERNATIONAL--SCHEDULED	114657	3469.63		335.08	197.03	532.11		4001.74
34	COMMUNITY TOTAL INTERNATIONAL--SCHEDULED	117034	3469.63		335.08	197.03	532.11		4001.74
39	MALAGA (MALAGA)								
41	TW INTERNATIONAL--SCHEDULED	591							
44	SWEDEN								
48	STOCKHOLM (ARLANDA)								
50	MW INTERNATIONAL--SCHEDULED	18908	563.42		2.57	.97	3.54		566.96
54	SWITZERLAND								
60	GENEVA (COINTRIN)								
62	PA INTERNATIONAL--SCHEDULED	14241	6.27		1.02	.40	1.42	.36	8.05
63	NONSCHEDULED ALL SERVICES	248							
64	14489	6.27		1.02	.40	1.42	.36	8.05	
68	ZURICH (KLGREN AIRPORT)								
69	FT INTERNATIONAL--SCHEDULED		2703.35		2.08	1.94	4.02		2707.37
70	PA INTERNATIONAL--SCHEDULED	94656	3426.95		5.75	5.91	11.66	134.06	3572.67
72	NONSCHEDULED ALL SERVICES	5625							
73	100281	3426.95		5.75	5.91	11.66	134.06	3572.67	
75	QH INTERNATIONAL--SCHEDULED	154							
76	TW INTERNATIONAL--SCHEDULED	14665	466.26		.81		.81		467.07
79	COMMUNITY TOTAL INTERNATIONAL--SCHEDULED	109475	6596.56		8.64	7.85	16.49	134.06	6747.11
81	NONSCHEDULED ALL SERVICES	5625							
82	115100	6596.56		8.64	7.85	16.49	134.06	6747.11	
85	TAINAN								
89	KAOSHUNG (KAOSHUNG INTERNATIONAL)								
93	TAIPEI (SUNG SHAN)								
95	AQ DOMESTIC--SCHEDULED	4534	902.15		.05		.05		902.20
97	AQ INTERNATIONAL--SCHEDULED	4534	902.15		.05		.05		902.20
99	AQ TOTAL--SCHEDULED	9068	1804.30		.10		.10		1804.40
101	CO INTERNATIONAL--SCHEDULED	863	171.81						171.81
103	FT INTERNATIONAL--SCHEDULED		38756.41		1238.09	82.58	1320.67		60077.08
104	MW INTERNATIONAL--SCHEDULED	129197	19485.82		3.23	4.17	7.30	978.04	20471.16
107	PA INTERNATIONAL--SCHEDULED	14306	211.56					26.88	238.44

TABLE 6
 ENPLANED REVENUE PASSENGERS, ENPLANED REVENUE TONS OF CARGO AND MAIL, AND AIR TRAFFIC
 HUB CLASSIFICATIONS, BY TYPE OF OPERATION, BY TYPE OF SERVICE, BY COMMUNITY, AND BY CARRIER
 12 MONTHS ENDED DECEMBER 31, 1984

L i n e No.	Area, state or country Community (Airport name) Carrier Type of operation Type of service Hub type and percent of enplanements	Enplaned passengers	Enplaned revenue tons					
			Freight	Express	U. S. Mail		Foreign mail	Total cargo and mail
					Priority	Nonpriority		
1	2	3	4	5	6	7	8	9
1	COMMUNITY TOTAL							
2	DOMESTIC--SCHEDULED	4534	902.15		.05		.05	902.20
3	INTERNATIONAL--SCHEDULED	150860	79527.77	1241.27	86.75	1328.02	1004.92	81860.71
4	TOTAL--SCHEDULED	155394	80429.92	1241.32	86.75	1328.07	1004.92	82762.91
9	TONGA							
14	HA'APIA (HA'APIA)							
15	HK INTERNATIONAL--SCHEDULED	1088	.20				.13	.33
20	NIKUALOFA (NIKUALOFA)							
21	HK INTERNATIONAL--SCHEDULED	4180	57.50				26.00	77.50
26	VAVATU (VAVATU)							
27	HK INTERNATIONAL--SCHEDULED	2390						
32	TRINIDAD & TOBAGO							
37	PORT OF SPAIN (PIARCO)							
38	AA INTERNATIONAL--SCHEDULED	33327	.96		.04		.04	1.00
39	EA INTERNATIONAL--SCHEDULED	23990	107.25		1.40		1.40	108.85
41	PA INTERNATIONAL--SCHEDULED	34485	49.55		6.02		.02	55.75
42	COMMUNITY TOTAL							
43	INTERNATIONAL--SCHEDULED	91962	157.76		7.66		.02	165.60
48	TURKEY							
54	ISTANBUL (YESIL KÖY)							
55	PA INTERNATIONAL--SCHEDULED	20755	102.91		107.92		19.00	126.52
56	NONSCHEDULED	3590						
57	ALL SERVICES	24345	102.91		107.92		19.00	126.52
61	UNITED ARAB EMIRATES							
64	ABU DHABI (INTERNATIONAL)							
68	DUBAI, TRUCIAL OMAN (DUBAI)							
70	FT INTERNATIONAL--SCHEDULED		61.11					61.11
72	PA INTERNATIONAL--SCHEDULED	17875	6.62		.31		.31	6.22
74	COMMUNITY TOTAL							
75	INTERNATIONAL--SCHEDULED	17875	67.93		.31		1.09	69.33
80	SHARJAH (SHARJAH)							
81	FT INTERNATIONAL--SCHEDULED		7.74					7.74
86	UNITED KINGDOM							
90	GLASGOW/PRESTWICK (PRESTWICK)							
91	FT INTERNATIONAL--SCHEDULED		1022.45		40.47		39.11	79.58
92	NI INTERNATIONAL--SCHEDULED	34087	879.52		14.72		33.63	927.87
93	COMMUNITY TOTAL							
94	INTERNATIONAL--SCHEDULED	34087	1001.97		55.19		72.74	1029.90
100	LONDON (GATWICK)							
101	AA INTERNATIONAL--SCHEDULED	84078	3719.35		24.84		24.84	3739.19
102	DL INTERNATIONAL--SCHEDULED	70474	2630.62				33.62	2664.24
103	NI INTERNATIONAL--SCHEDULED	115399	3726.44		24.15		1.40	480.78
104	NONSCHEDULED	180.00						180.00
105	ALL SERVICES	115588	3904.52		24.15		1.40	480.78

TABLE 6
 EXPLAINED REVENUE PASSENGERS, EXPLAINED REVENUE TONS OF CARGO AND MAIL, AND AIR TRAFFIC
 HUB CLASSIFICATIONS, BY TYPE OF OPERATION, BY TYPE OF SERVICE, BY COMMUNITY, AND BY CARRIER

12 MONTHS ENDED DECEMBER 31, 1984

Line No.	Area, state or country (Community (Airport name) Carrier Type of operation Type of service Hub type and percent of enplanements	Enplaned passengers	Freight	Express	Explained revenue tons			Foreign mail	Total cargo and mail tons
					Priority	Nonpriority	Total		
1	GATWICK (CONT.)								
2	PE INTERNATIONAL--SCHEDULED	159304	1417.78						1417.78
3	QM INTERNATIONAL--SCHEDULED	9724							
4	MD INTERNATIONAL--SCHEDULED	64143	1213.00		8.00	8.00			1221.00
5	AIRPORT TOTAL								
6	INTERNATIONAL--SCHEDULED	503081	12699.19		58.99	1.40	60.39	514.40	13273.98
7	NONSCHEDULED	503081	180.08		58.99	1.40	60.39	514.40	180.08
8	ALL SERVICES		12879.27						13454.06
9	(HEATHROW AIRPORT)								
10	FT INTERNATIONAL--SCHEDULED		13179.43		1094.14	870.53	1964.67		15144.10
11	PA INTERNATIONAL--SCHEDULED	689600	23613.72		3881.05	1.82	3882.87		27496.59
12	NONSCHEDULED	375							
13	ALL SERVICES	689975	23613.72		3881.05	1.82	3882.87		27496.59
14	TW INTERNATIONAL--SCHEDULED	512538	21704.96		346.68	139.04	485.72	406.05	22596.73
15	AIRPORT TOTAL								
16	INTERNATIONAL--SCHEDULED	1202138	58498.11		5321.87	1011.39	6333.26	406.05	65237.42
17	NONSCHEDULED	375							
18	ALL SERVICES	1202513	58498.11		5321.87	1011.39	6333.26	406.05	65237.42
19	COMMUNITY TOTAL BY CARRIER								
20	AA INTERNATIONAL--SCHEDULED	84078	3713.35		24.84		24.84		3738.19
21	GL INTERNATIONAL--SCHEDULED	70474	2630.62					33.62	2664.24
22	FT INTERNATIONAL--SCHEDULED		13179.43		1094.14	870.53	1964.67		15144.10
23	NM INTERNATIONAL--SCHEDULED	115358	3724.44		26.15	1.40	27.55	480.78	4232.17
24	NONSCHEDULED		180.08						180.08
25	ALL SERVICES	115358	3904.52		26.15	1.40	27.55	480.78	4412.85
26	PA INTERNATIONAL--SCHEDULED	689600	23613.72		3881.05	1.82	3882.87		27496.59
27	NONSCHEDULED	375							
28	ALL SERVICES	689975	23613.72		3881.05	1.82	3882.87		27496.59
29	PE INTERNATIONAL--SCHEDULED	159304	1417.78						1417.78
30	QM INTERNATIONAL--SCHEDULED	9724							
31	TW INTERNATIONAL--SCHEDULED	512538	21704.96		346.68	139.04	485.72	406.05	22596.73
32	MD INTERNATIONAL--SCHEDULED	64143	1213.00		8.00	8.00			1221.00
33	COMMUNITY TOTAL								
34	INTERNATIONAL--SCHEDULED	1705219	71197.30		5380.86	1012.79	6393.65	920.45	78511.40
35	NONSCHEDULED		180.08						180.08
36	ALL SERVICES	1705594	71377.38		5380.86	1012.79	6393.65	920.45	78691.48
37	(MANCHESTER)								
38	(MANCHESTER)								
39	URUGUAY								
40	URUGUAY								
41	MONT EVIDEO (CARRASCO)								
42	PA INTERNATIONAL--SCHEDULED	4185	521.14			8.32	8.32	14.71	544.17
43	COMMUNITY TOTAL								
44	INTERNATIONAL--SCHEDULED	4185	521.14			8.32	8.32	14.71	544.17
45	VENEZUELA								
46	VENEZUELA								
47	CARACAS (LA CARLOTA)								
48	CO INTERNATIONAL--SCHEDULED	1243							
49	PA INTERNATIONAL--SCHEDULED	112239	5640.20		21.44	2.52	23.96	.51	5664.67
50	COMMUNITY TOTAL								
51	INTERNATIONAL--SCHEDULED	113482	5640.20		21.44	2.52	23.96	.51	5664.67
52	CARACAS (GRAND DE DND)								
53	CO INTERNATIONAL--SCHEDULED	754	16.03						16.03
54	PA INTERNATIONAL--SCHEDULED	13355	293.27						293.27
55	COMMUNITY TOTAL								
56	INTERNATIONAL--SCHEDULED	14111	309.30						309.30
57	WESTERN SAMOA								
58	WESTERN SAMOA								
59	APIA (FALEOLO)								
60	PA INTERNATIONAL--SCHEDULED	17681	8.20					2.00	8.20

TABLE 6
 ENPLANED REVENUE PASSENGERS, ENPLANED REVENUE TONS OF CARGO AND MAIL, AND AIR TRAFFIC
 HUB CLASSIFICATIONS, BY TYPE OF OPERATION, BY TYPE OF SERVICE, BY COMMUNITY, AND BY CARRIER
 12 MONTHS ENDED DECEMBER 31, 1964

L i n e No.	Area, state or country Community (Airport name) Carrier Type of operation Type of service Hub type and percent of enplanements	Enplaned passengers	Enplaned revenue tons					Total cargo and mail
			Freight	Express	U. S. Mail		Foreign mail	
					Priority	Nonpriority		
1	2	3	4	5	6	7	8	9
1	YUGOSLAVIA							
5	DUBROVNIK (DUBROVNIK)							
7	PA INTERNATIONAL--SCHEDULED	691.9						
8	NONSCHEDULED	1795						
9	ALL SERVICES	8676						
13	SARAJEVO (BUTIRI)							
15	PA INTERNATIONAL--SCHEDULED	1229				.22	.22	.22
16	NONSCHEDULED	411						
17	ALL SERVICES	1640				.22	.22	.22
22	ZAGREB (ZAGREB)							
23	PA INTERNATIONAL--SCHEDULED	8675	.11					.11
24	OVER-ALL TOTAL FOR FOREIGN COUNTRIES							
25	DOMESTIC--SCHEDULED	292671.9	8013.45	112.60	1264.37	141.07	1405.44	9531.49
26	NONSCHEDULED	4111.8						
27	ALL SERVICES	296783.7	8013.45	112.60	1264.37	141.07	1405.44	9531.49
29	INTERNATIONAL--SCHEDULED	1394327.4	749115.12	26.87	30576.33	25295.56	55871.89	15114.19
30	NONSCHEDULED	149605	3146.59					
31	ALL SERVICES	1409287.9	752261.71	26.87	30576.33	25295.56	55871.89	15114.19
33	TOTAL--SCHEDULED	1686999.2	757128.57	139.47	31840.70	25436.63	57277.33	15114.19
34	NONSCHEDULED	190723	3146.59					
35	ALL SERVICES	1706071.6	760275.16	139.47	31840.70	25436.63	57277.33	15114.19
38	OVER-ALL TOTAL FOR ALL COMMUNITIES, ALL AREAS							
39	DOMESTIC--SCHEDULED	3198601.6	2520795.99	54873.28	1013662.52	234525.60	1248188.12	1031.82
40	NONSCHEDULED	1275793	32248.84		10.99		10.99	
41	ALL SERVICES	3211364.09	2553044.83	54873.28	1013673.51	234525.60	1248199.11	1031.82
42	INTERNATIONAL--SCHEDULED	2334696.6	961585.09	547.75	88290.97	35295.83	123586.80	16336.98
43	NONSCHEDULED	348343	9165.15					
44	ALL SERVICES	2369530.9	970750.24	547.75	88290.97	35295.83	123586.80	16336.98
47	TOTAL--SCHEDULED	3432075.82	3482381.08	55421.03	1101953.49	269821.43	1371774.92	17368.80
48	NONSCHEDULED	1624136	41413.99		10.99		10.99	
49	ALL SERVICES	3448317.18	3523795.07	55421.03	1101964.48	269821.43	1371785.91	17368.80

TABLE 7
 AIRCRAFT DEPARTURES SCHEDULED AND AIRCRAFT DEPARTURES PERFORMED,
 BY TYPE OF OPERATION, BY AIRCRAFT TYPE, BY COMMUNITY, AND BY CARRIER
 12 MONTHS ENDED DECEMBER 31, 1984

Line No.	Area, state or county Community (Airport name)	Carrier and type of operation	Type of aircraft	Total departures performed			Departures scheduled	Scheduled departures completed	
				Scheduled service	Non-scheduled service	All services		Number	Percent of departures scheduled
1	2	3	4	5	6	7	8	9	
50	U.S. STATES-----								
51	ALABAMA-----								
52	BIRMINGHAM	AA--DOMESTIC	B-727-200	607		607			
53	(BIRMINGHAM MUNI)		B-727-100	919		919			
54			DC-9-80	1		1			
55			ALL TYPES	1527		1527	1556	1525	98.00
56		AL--DOMESTIC	DC-9-30	968	2	970			
57			B-727-200	1		1			
58			B-737-100/200	2	3	5			
59			ALL TYPES	971	5	976	986	970	98.37
60		DL--DOMESTIC	DL-9-30	712	4	716			
61			B-727-200	3125	1	3126			
62			L-1011/100/20	10		10			
63			DC-8-71	308		308			
64			B-767-200	2		2			
65			B-737-100/200	575		575			
66			L-1011-500 TR	3		3			
67			B-757-200	29		29			
68			ALL TYPES	4764	5	4769	4721	4708	99.72
69		EA--DOMESTIC	DC-9-30	293		293			
70			B-727-100	133		133			
71			B-727-200	935	2	937			
72			DC-9-50	419		419			
73			A-300B	10		10			
74			B-757-200	49		49			
75			ALL TYPES	1839	2	1841	1791	1745	97.43
76		EA--INTERNATIONAL	B-727-200	1		1			
77			ALL TYPES	1		1			
78		EA--TOTAL	DC-9-30	293		293			
79			B-727-100	133		133			
80			B-727-200	936	2	938			
81			DC-9-50	419		419			
82			A-300B	10		10			
83			B-757-200	49		49			
84			ALL TYPES	1840	2	1842	1791	1745	97.43
85		FT--DOMESTIC	DC-8-61	1		1			
86			ALL TYPES	1		1			
87		RC--DOMESTIC	DC-9-30	1446	2	1448			
88			DC-9-10	2609	1	2610			
89			DC-9-50	529	2	531			
90			CV-580	186		186			
91			DC-9-80	3		3			
92			B-727-200	1		1			
93			ALL TYPES	4770	9	4779	4812	4732	98.33
94		UA--DOMESTIC	B-727-100	568	2	570			
95			B-727-200	496	2	498			
96			DC-8-71	13		13			
97			ALL TYPES	1062	17	1079	1090	1061	97.33
98	COMMUNITY TOTAL	DOMESTIC	B-727-200	5162	6	5168			
99			B-727-100	1620	2	1622			
100			DC-9-80	1	3	4			
101			DC-9-30	3419	8	3427			
102			B-737-100/200	577	3	580			
103			L-1011/100/20	10		10			
104			DC-8-71	308	13	321			
105			B-747-200	2		2			
106			L-1011-500 TR	3		3			
107			B-757-200	78		78			
108			DC-9-50	948	2	950			
109			A-300B	10		10			
110			DC-8-61	1		1			
111			DC-9-10	2609	1	2610			
112			CV-580	186		186			
			ALL TYPES	14936	38	14972	14956	14761	98.56
		INTERNATIONAL	B-727-200	1		1			
			ALL TYPES	1		1			
		TOTAL	B-727-200	5163	6	5169			
			B-727-100	1620	2	1622			
			DC-9-80	1	3	4			
			DC-9-30	3419	8	3427			
			B-737-100/200	577	3	580			
			L-1011/100/20	10		10			
			DC-8-71	308	13	321			
			B-747-200	2		2			
			L-1011-500 TR	3		3			
			B-757-200	78		78			
			DC-9-50	948	2	950			
			A-300B	10		10			
			DC-8-61	1		1			
			DC-9-10	2609	1	2610			
			CV-580	186		186			
			ALL TYPES	14935	38	14973	14956	14761	98.56
	DOTMAN	RC--DOMESTIC	DC-9-10	924		924			
	(DOTMAN)		DC-9-30	630	1	631			
			DC-9-50	356		356			
			CV-580	1		1			
			ALL TYPES	1911	1	1912	1934	1890	97.62
	MONTVALLE EDUCATOR	AA--DOMESTIC	B-727-200	431		431			
	(MADISON COUNTY JETPORT)		B-727-100	627		627			
			ALL TYPES	1058		1058	1076	1057	98.23
		EA--DOMESTIC	DC-9-30	703		703			
			B-727-200	16		16			

TABLE 7
 AIRCRAFT DEPARTURES SCHEDULED AND AIRCRAFT DEPARTURES PERFORMED
 BY TYPE OF OPERATION, BY AIRCRAFT TYPE, BY COMMUNITY, AND BY CARRIER
 12 MONTHS ENDED DECEMBER 31, 1984

Line No.	Area, state or country Community (Airport name)	Carrier and type of operation	Type of aircraft	Total departures performed			Departures scheduled	Scheduled departures completed	
				Scheduled service	Non-scheduled service	All services		Number	Percent of departures scheduled
1	2	3	4	5	6	7	8	9	
1	MADISON COUNTY JETPORT	EA--DOMESTIC	(CONT.) DC-9-50 B-727-100 ALL TYPES	123 200 1040		123 200 1040	1048	1034	98.66
5		RC--DOMESTIC	DC-9-10 DC-9-30 CV-580 DC-9-50 ALL TYPES	2849 1124 2 105 4080	2 2 1 1 6	2851 1126 3 106 4086	4132	4063	98.33
11		UA--DOMESTIC	B-727-100 B-727-200 B-737-100/200 DC-8-71 ALL TYPES	961 763 3 2 1727	1 1 2 2 3	962 763 3 2 1730	1774	1717	96.78
18	COMMUNITY TOTAL	DOMESTIC	B-727-200 B-727-100 DC-9-30 DC-9-50 DC-9-10 CV-580 B-737-100/200 DC-8-71 ALL TYPES	1208 1788 1827 228 2849 2 3 2 7905	1 2 1 1 2 1 2 9	1208 1789 1829 229 2851 3 3 2 7914	8030	7871	98.01
28	MOBILE/PASCAGOULA (BATES FIELD)	AA--DOMESTIC	B-727-200 B-727-100 ALL TYPES	863 48 911		863 48 911	918	911	99.23
33		DL--DOMESTIC	DC-9-30 B-727-200 B-737-100/200 ALL TYPES	1256 102 158 1596	1 1 1 1	1297 102 198 1597	1617	1595	98.63
38		EA--DOMESTIC	DC-9-30 B-727-100 B-727-200 DC-9-50 B-757-200 ALL TYPES	1499 782 646 632 1 3560		1499 782 646 632 1 3560	3652	3543	97.01
46		NB--DOMESTIC	B-727-100 ALL TYPES	1 1		1 1			
49		RC--DOMESTIC	DC-9-10 DC-9-30 CV-580 DC-9-50 B-727-200 ALL TYPES	2055 916 490 369 2 3832	2 2 2 2 2	2055 918 490 369 2 3834	3903	3796	97.25
54	COMMUNITY TOTAL	DOMESTIC	B-727-200 B-727-100 DC-9-30 B-737-100/200 DC-9-50 B-757-200 DC-9-10 CV-580 ALL TYPES	1613 831 3711 198 1001 1 2055 490 9900	3 3 3 1 1 3	1613 831 3714 198 1001 1 2055 490 9903	10090	9845	97.57
64	MONTGOMERY (DANNELLY FIELD)	DL--DOMESTIC	DC-9-30 B-727-200 B-737-100/200 DC-8-71 ALL TYPES	712 1703 49 2 2466	7 3 1 2 13	719 1706 50 2 2477	2471	2456	99.39
71		EA--DOMESTIC	B-727-200 ALL TYPES	2 2		2 2			
75		RC--DOMESTIC	DC-9-30 DC-9-10 DC-9-50 ALL TYPES	403 1134 355 1892	2 3 3 5	405 1134 358 1897	1917	1882	98.17
80	COMMUNITY TOTAL	DOMESTIC	DC-9-30 B-727-200 B-737-100/200 DC-8-71 DC-9-10 DC-9-50 ALL TYPES	1115 1705 49 2 1134 355 4358	9 3 1 2 3 3 10	1124 1708 50 2 1134 358 4376	4388	4338	98.86
87	MUS SHOALS-FLORE-SHEFF-TUSCUMB (MUSCLE SHOALS)	RC--DOMESTIC	DC-9-30 DC-9-10 CV-580 ALL TYPES	32 96 559 687		32 96 559 687	708	672	94.91
93	TUSCALOOSA (VAN DE GRAEFF)	RC--DOMESTIC	DC-9-10 DC-9-30 CV-580 ALL TYPES	191 104 252 547	1	192 104 252 548	552	542	98.18
100	ALASKA								
103	ADAK ISLAND (ADAK ISLAND NS)	RI--DOMESTIC	BAE-146-1 ALL TYPES	103 103		103 103	127	97	76.37
107		RV--DOMESTIC	L-188A/C B-727-200 B-727-100 ALL TYPES	101 74 57 234	55 1 56	156 74 58 290	237	233	98.71
111	COMMUNITY TOTAL	DOMESTIC	BAE-146-1	103		103			

TABLE 7
 AIRCRAFT DEPARTURES SCHEDULED AND AIRCRAFT DEPARTURES PERFORMED,
 BY TYPE OF OPERATION, BY AIRCRAFT TYPE, BY COMMUNITY, AND BY CARRIER
 12 MONTHS ENDED DECEMBER 31, 1984

Line No.	Area, state or country Community (Airport name)	Carrier and type of operation	Type of aircraft	Total departures performed			Statistical departures		
				Scheduled service	Nonscheduled service	All services	Scheduled service	Actual departures (scheduled)	Percentage (actual/scheduled)
1	2	3	4	5	6	7	8	9	
1	COMMUNITY TOTAL	DOMESTIC	(CONT.)						
2			L-188A/C	101	55	156			
3			B-727-200	76		76			
4			B-727-100	57	1	58			
5			ALL TYPES	337	56	393	364	330 90.65	
6									
7	ANCHORAGE	AA--DOMESTIC	B-727-200	3		3	3	3 100.00	
8	(ANCHORAGE INTERNATIONAL)		ALL TYPES	3		3			
9									
10		AS--DOMESTIC	B-727-100	272	1	273			
11			B-727-200	5265		5265			
12			B-737-100/200	2348	9	2357			
13			ALL TYPES	7885	10	7895	7667	7341 95.74	
14									
15		BF--DOMESTIC	#L-100-30	1033		1033			
16			B-737-100/200	940		940			
17			#B-737-200C	2948		2928			
18			ALL TYPES	4901		4901	5326	4830 90.68	
19									
20		FT--DOMESTIC	#B-747	623		623			
21			#DC-8-63F	105		105			
22			#DC-8-61	139		139			
23			#B-747F	878		878			
24			#B-727-100	10		10			
25			ALL TYPES	1755		1755	1807	1541 85.17	
26									
27		FT--INTERNATIONAL	#B-747	457		497			
28			#B-747F	603		603			
29			ALL TYPES	1100		1100	1011	952 94.16	
30									
31		FT--TOTAL	#B-747	1120		1120			
32			#DC-8-63F	105		105			
33			#DC-8-61	139		139			
34			#B-747F	1481		1481			
35			#B-727-100	10		10			
36			ALL TYPES	2855		2855	2818	2493 85.46	
37									
38		HK--INTERNATIONAL	B-707-300C	68		68			
39			DHC-6	4		4			
40			ALL TYPES	72		72	72	72 100.00	
41									
42		HL--DOMESTIC	#DC-6A	1029		1029			
43			ALL TYPES	1029		1029	860	860 100.00	
44									
45		NA--DOMESTIC	DC-10-40	702		702			
46			#B-747F	307		307			
47			B-727-200	558		558			
48			B-747	1		1			
49			ALL TYPES	1568		1568	1629	1566 96.00	
50									
51		NA--INTERNATIONAL	B-747	100	2	102			
52			#B-747F	356	7	403			
53			ALL TYPES	456	9	505	237	216 91.13	
54									
55		NA--TOTAL	DC-10-40	702		702			
56			#B-747F	703	7	710			
57			B-727-200	558		558			
58			B-747	101	2	103			
59			ALL TYPES	2064	9	2073	1866	1780 95.39	
60									
61		PA--INTERNATIONAL	B-747	17		17			
62			B-747SP	2		2			
63			B-747-200	2		2			
64			ALL TYPES	21		21			
65									
66		RI--DOMESTIC	BAE-146-1	408		408			
67			F-27 SERIES	354		354			
68			FW-27	174		174			
69			C-441	142		142			
70			ALL TYPES	1078		1078	1197	1060 88.55	
71									
72		RV--DOMESTIC	YS-11	406	46	452			
73			L-188A/C	241	43	284			
74			B-727-200	150	4	154			
75			B-727-100	152		152			
76			ALL TYPES	949	93	1042	954	932 97.69	
77									
78		UA--DOMESTIC	DC-8-71	259		259			
79			B-727-200	1269		1269			
80			B-727-100	143		143			
81			B-767-200	328		328			
82			B-747	3	3	3			
83			DC-10-30	3		3			
84			#DC-8-50F	1	1	1			
85			ALL TYPES	2002	4	2006	2088	1999 95.73	
86									
87		UA--INTERNATIONAL	B-747	6	2	8			
88			DC-10-30	24		24			
89			ALL TYPES	30	2	32			
90									
91		UA--TOTAL	DC-8-71	259		259			
92			B-727-200	1269		1269			
93			B-727-100	143		143			
94			B-767-200	328		328			
95			B-747	6	5	11			
96			DC-10-30	27		27			
97			#DC-8-50F	1	1	1			
98			ALL TYPES	2032	6	2038	2088	1999 95.73	
99									
100		WA--DOMESTIC	B-727-200	2074	1	2075			
101			DC-10-10	465		465			
102			ALL TYPES	2539	1	2540	2575	2532 98.33	
103									
104		WC--DOMESTIC	B-737-200C	3721	4	3725			
105			UNKNOWN-2	39		39			
106			B-727-200	1759		1759			
107			B-727-100	20		20			
108			ALL TYPES	5539	4	5543	5701	5105 89.54	
109									
110	AIRPORT TOTAL	DOMESTIC	B-727-200	11078	5	11083			
111			B-727-100	587	1	588			
112									

**TABLE 7
AIRCRAFT DEPARTURES SCHEDULED AND AIRCRAFT DEPARTURES PERFORMED,
BY TYPE OF OPERATION, BY AIRCRAFT TYPE, BY COMMUNITY, AND BY CARRIER
12 MONTHS ENDED DECEMBER 31, 1984**

Line No.	Area, State or country Community (Airport name)	Carrier and type of operation	Type of aircraft	Total departures performed			Scheduled departures completed	
				Scheduled service	Non-scheduled service	All services	Number	Percent of departures scheduled
1	2	3	4	5	6	7	8	9
1	AIRPORT TOTAL	DOMESTIC	(CONT.)					
2			*B-737-100/200	3288	9	3297		
3			*L-100-30	1033		1033		
4			*B-737-200C	2928		2928		
5			*B-747	623		623		
6			*DC-8-63F	105		105		
7			*DC-8-61	139		139		
8			*B-747F	1185		1185		
9			*B-727-100	10		10		
10			*DC-6A	1029		1029		
11			DC-10-40	702		702		
12			B-747	1	3	4		
13			BAE-146-1	408		408		
14			F-27 SERIES	354		354		
15			FH-227	174		174		
16			C-441	142		142		
17			YS-11	406	46	452		
18			L-188A/C	241	43	284		
19			DC-8-71	259		259		
20			B-767-200	328		328		
21			DC-10-30	3		3		
22			*DC-8-50F		1	1		
23			DC-10-10	465		465		
24			B-737-200C	3721	4	3725		
25			UNKNQMN-2	39		39		
26			ALL TYPES	29248	112	29360	29807	27767 93.15
27		INTERNATIONAL	*B-747	497		497		
28			*B-747F	959	7	1006		
29			B-707-300C	68		68		
30			DHC-6	4		4		
31			B-747	123	4	127		
32			B-747SP	2		2		
33			B-747-200	2		2		
34			DC-10-30	24		24		
35			ALL TYPES	1719	11	1730	1320	1240 93.93
36		TOTAL	B-727-200	11078	5	11083		
37			B-727-100	587	1	588		
38			B-737-100/200	3288	9	3297		
39			*L-100-30	1033		1033		
40			*B-737-200C	2928		2928		
41			*B-747	1120		1120		
42			*DC-8-63F	105		105		
43			*DC-8-61	139		139		
44			*B-747F	2184	7	2191		
45			*B-727-100	10		10		
46			B-707-300C	68		68		
47			DHC-6	4		4		
48			*DC-6A	1029		1029		
49			DC-10-40	702		702		
50			B-747	124	7	131		
51			B-747SP	2		2		
52			B-747-200	2		2		
53			BAE-146-1	408		408		
54			F-27 SERIES	354		354		
55			FH-227	174		174		
56			C-441	142		142		
57			YS-11	406	46	452		
58			L-188A/C	241	43	284		
59			DC-8-71	259		259		
60			B-767-200	328		328		
61			DC-10-30	27		27		
62			*DC-8-50F		1	1		
63			DC-10-10	465		465		
64			B-737-200C	3721	4	3725		
65			UNKNQMN-2	39		39		
66			ALL TYPES	30967	123	31090	31127	29007 93.18
67		(ELMENDORF AFB)	FT--DOMESTIC					
68			*B-747F	1		1		
69			ALL TYPES	1		1		
70			FT--INTERNATIONAL					
71			*B-747F	1		1		
72			ALL TYPES	1		1		
73			FT--TOTAL					
74			*B-747F	2		2		
75			ALL TYPES	2		2		
76		COMMUNITY TOTAL BY CARRIER	AA--DOMESTIC					
77			B-727-200	3		3		
78			ALL TYPES	3		3	3	3 100.00
79			AS--DOMESTIC					
80			B-737-100/200	2348	9	2357		
81			B-727-100	272	1	273		
82			B-727-200	5265		5265		
83			ALL TYPES	7885	10	7895	7667	7341 95.74
84			BF--DOMESTIC					
85			*L-100-30	1033		1033		
86			B-737-100/200	940		940		
87			*B-737-200C	2928		2928		
88			ALL TYPES	4901		4901	5326	4830 90.68
89			FJ--DOMESTIC					
90			*B-727-100	10		10		
91			*B-747	623		623		
92			*B-747F	879		879		
93			*DC-8-61	139		139		
94			*DC-8-63F	105		105		
95			ALL TYPES	1756		1756	1607	1341 85.27
96			FJ--INTERNATIONAL					
97			*B-747	457		457		
98			*B-747F	604		604		
99			ALL TYPES	1101		1101	1011	952 96.16
100			FJ--TOTAL					
101			*B-727-100	10		10		
102			*B-747	1120		1120		
103			*B-747F	1483		1483		
104			*DC-8-61	139		139		
105			*DC-8-63F	105		105		
106			ALL TYPES	2857		2857	2818	2493 88.44
107			HK--INTERNATIONAL					
108			DHC-6	4		4		
109			B-707-300C	68		68		
110			ALL TYPES	72		72	72	72 100.00
111								
112								

TABLE 7
 AIRCRAFT DEPARTURES SCHEDULED AND AIRCRAFT DEPARTURES PERFORMED,
 BY TYPE OF OPERATION, BY AIRCRAFT TYPE, BY COMMUNITY, AND BY CARRIER
 12 MONTHS ENDED DECEMBER 31, 1984

Line No.	Area, state or counties Community (Airport name)	Carrier and type of operation	Type of aircraft	Total departures performed			Scheduled departures completed	
				Scheduled service	Non-scheduled service	All services	Number	Percent of departures scheduled
1	2	3	4	5	6	7	8	9
COMMUNITY TOTAL BY CARRIER								
		(CONT.)						
1		HU--DOMESTIC	*DC-9A	1029		1029		
2			ALL TYPES	1029		1029	860	100.00
3								
4		NB--DOMESTIC	B-727-200	558		558		
5			DC-10-40	702		702		
6			B-747	1		1		
7			*B-747F	307		307	1629	1564
8			ALL TYPES	1568		1568		96.00
9								
10		NB--INTERNATIONAL	B-747	100	2	102		
11			*B-747F	396	7	403		
12			ALL TYPES	496	9	505	237	216
13								91.13
14								
15		NB--TOTAL	B-727-200	558		558		
16			DC-10-40	702		702		
17			B-747	101	2	103		
18			*B-747F	703	7	710	1866	1780
19			ALL TYPES	2064	9	2073		95.39
20								
21		PA--INTERNATIONAL	B-747	17		17		
22			B-747-200	2		2		
23			B-747SP	2		2		
24			ALL TYPES	21		21		
25								
26		RI--DOMESTIC	C-441	142		142		
27			F-27 SERIES	354		354		
28			FH-227	174		174		
29			BAE-146-1	408		408	1197	1060
30			ALL TYPES	1078		1078		88.55
31								
32		RV--DOMESTIC	YS-11	406	46	452		
33			L-188A/C	241	43	284		
34			B-727-100	152		152		
35			B-727-200	150	4	154	954	932
36			ALL TYPES	949	93	1042		97.69
37								
38		UA--DOMESTIC	B-767-200	328		328		
39			B-727-100	143		143		
40			B-727-200	1269		1269		
41			DC-10-30	3		3		
42			B-747		3	3		
43			*DC-8-50F		1	1		
44			DC-8-71	259		259	2088	1999
45			ALL TYPES	2002	4	2006		95.73
46								
47		UA--INTERNATIONAL	DC-10-30	24		24		
48			B-747	6	2	8		
49			ALL TYPES	30	2	32		
50								
51		UA--TOTAL	B-767-200	328		328		
52			B-727-100	143		143		
53			B-727-200	1269		1269		
54			DC-10-30	27		27		
55			B-747	6	5	11		
56			*DC-8-50F		1	1		
57			DC-8-71	259		259	2088	1999
58			ALL TYPES	2032	6	2038		95.73
59								
60		WA--DOMESTIC	B-727-200	2074	1	2075		
61			DC-10-10	465		465	2575	2532
62			ALL TYPES	2539	1	2540		98.33
63								
64		WC--DOMESTIC	UNKNOWN-2	39		39		
65			B-737-200C	3721	4	3725	5701	5105
66			B-727-100	20		20		
67			B-727-200	1799		1799		
68			ALL TYPES	5539	4	5543		89.54
69								
70		COMMUNITY TOTAL	DOMESTIC	11078	5	11083		
71			B-727-100	587	1	588		
72			B-737-100/200	3288	9	3297		
73			DL-100-30	1033		1033		
74			*B-737-200C	2928		2928		
75			*B-747	623		623		
76			*DC-8-63F	105		105		
77			*DC-8-61	139		139		
78			*B-747F	1186		1186		
79			*B-727-100	10		10		
80			*DC-9A	1029		1029		
81			DC-10-40	702		702		
82			B-747	1	3	4		
83			BAE-146-1	408		408		
84			F-27 SERIES	354		354		
85			FH-227	174		174		
86			C-441	142		142		
87			YS-11	406	46	452		
88			L-188A/C	241	43	284		
89			DC-8-71	259		259		
90			B-747-200	328		328		
91			DC-10-30	3		3		
92			*DC-8-50F		1	1		
93			DC-10-10	465		465		
94			B-737-200C	3721	4	3725		
95			UNKNOWN-2	39		39		
96			ALL TYPES	29249	112	29361	29807	27767
97								93.15
98								
99		INTERNATIONAL	*B-747	497		497		
100			*B-747F	1000	7	1007		
101			B-707-300C	68		68		
102			DHC-4	4		4		
103			B-747	123	4	127		
104			B-747SP	2		2		
105			B-747-200	2		2		
106			DC-10-30	24		24		
107			ALL TYPES	1720	11	1731	1320	1240
108								93.93
109		TOTAL	B-727-200	11078	5	11083		
110			B-727-100	587	1	588		
111			B-737-100/200	3288	9	3297		
112			DL-100-30	1033		1033		
			*B-737-200C	2928		2928		

TABLE 7
 AIRCRAFT DEPARTURES SCHEDULED AND AIRCRAFT DEPARTURES PERFORMED,
 BY TYPE OF OPERATION, BY AIRCRAFT TYPE, BY COMMUNITY, AND BY CARRIER
 12 MONTHS ENDED DECEMBER 31, 1984

Line No.	Area, state or country Community (Airport name)	Carrier and type of operation	Type of aircraft	Total departures performed			Departures scheduled	Scheduled departures completed	
				Scheduled service	Nonscheduled service	All services		Number	Percent of departures scheduled
1	2	3	4	5	6	7	8	9	
1	COMMUNITY TOTAL	TOTAL	(CONT.)						
2			*B-747	1120		1120			
3			*DC-8-63F	105		105			
4			*DC-8-61	139		139			
5			*B-747F	2186	7	2193			
6			*B-727-100	10		10			
7			B-707-300C	68		68			
8			DMC-4	4		4			
9			*DC-6A	1029		1029			
10			DC-10-40	702		702			
11			B-747	124	7	131			
12			B-747SP	2		2			
13			B-747-200	2		2			
14			BAE-146-1	408		408			
15			F-27 SERIES	354		354			
16			FH-227	174		174			
17			C-441	142		142			
18			YS-11	406	46	452			
19			L-108A/C	241	43	284			
20			DC-8-71	259		259			
21			B-767-200	328		328			
22			DC-10-30	27		27			
23			*DC-8-50F	1		1			
24			DC-10-10	465		465			
25			B-737-200C	3721	4	3725			
26			UNKNOMN-2	39		39			
27			ALL TYPES	30969	123	31092	31127	29007	93.18
28	ANIAK								
29	(ANIAK)	BF--DOMESTIC	*L-100-30	156		156			
30			ALL TYPES	156		156	208	140	67.30
31									
32		HL--DOMESTIC	*DC-6A	323		323			
33			ALL TYPES	323		323	314	313	99.68
34									
35		WC--DOMESTIC	UNKNOMN-1	2		2			
36			B-737-200C	101		101			
37			ALL TYPES	103		103	104	95	91.34
38									
39	COMMUNITY TOTAL	DOMESTIC	*L-100-30	156		156			
40			*DC-6A	323		323			
41			UNKNOMN-1	2		2			
42			B-737-200C	101		101	626	548	87.53
43			ALL TYPES	582		582			
44									
45	BARROW								
46	(WILEY POST-WILL ROGERS MEM)	BF--DOMESTIC	*L-100-30	204		204			
47			B-737-100/200	215		215			
48			*B-737-200C	391		391			
49			ALL TYPES	810		810	893	779	87.23
50									
51		WC--DOMESTIC	B-737-200C	475		475			
52			ALL TYPES	475		475	444	424	95.49
53									
54	COMMUNITY TOTAL	DOMESTIC	*L-100-30	204		204			
55			B-737-100/200	215		215			
56			*B-737-200C	391		391			
57			ALL TYPES	475		475	1337	1203	89.97
58			ALL TYPES	1285		1285			
59									
60									
61	BETHEL								
62	(BETHEL)	AS--DOMESTIC	B-737-100/200	139		139			
63			ALL TYPES	139		139	151	134	88.74
64									
65		BF--DOMESTIC	*L-100-30	136		136			
66			B-737-100/200	244		244			
67			*B-737-200C	459		459			
68			ALL TYPES	839		839	929	820	88.26
69									
70		HL--DOMESTIC	*DC-6A	418		418			
71			ALL TYPES	418		418	324	324	100.00
72									
73		WC--DOMESTIC	B-737-200C	481	2	483			
74			B-727-200	1		1			
75			ALL TYPES	482	2	484	486	453	93.20
76									
77	COMMUNITY TOTAL	DOMESTIC	B-737-100/200	383		383			
78			*L-100-30	136		136			
79			*B-737-200C	459		459			
80			*DC-6A	418		418			
81			B-737-200C	481	2	483			
82			B-727-200	1		1			
83			ALL TYPES	1878	2	1880	1890	1731	91.58
84									
85	COLD BAY								
86	(COLD BAY)	BF--DOMESTIC	*L-100-30	25		25			
87			ALL TYPES	25		25	37	16	43.24
88									
89		HU--DOMESTIC	*DC-6A	2		2			
90			ALL TYPES	2		2	2	2	100.00
91									
92		RI--DOMESTIC	BAE-146-1	79		79			
93			F-27 SERIES	3		3			
94			FH-227	6		6			
95			C-441	9		9			
96			ALL TYPES	97		97	129	88	70.40
97									
98		RV--DOMESTIC	YS-11	719	44	763			
99			L-108A/C	178	1	179			
100			B-727-200	119		119			
101			B-727-100	130	1	131			
102			ALL TYPES	1146	46	1192	1176	1140	96.93
103	COMMUNITY TOTAL	DOMESTIC	*L-100-30	25		25			
104			*DC-6A	2		2			
105			BAE-146-1	79		79			
106			F-27 SERIES	3		3			
107			FH-227	6		6			
108			C-441	9		9			
109			ALL TYPES	97		97			
110			YS-11	719	44	763			
111			L-108A/C	178	1	179			
112			B-727-200	119		119			

TABLE 7
 AIRCRAFT DEPARTURES SCHEDULED AND AIRCRAFT DEPARTURES PERFORMED,
 BY TYPE OF OPERATION, BY AIRCRAFT TYPE, BY COMMUNITY, AND BY CARRIER
 12 MONTHS ENDED DECEMBER 31, 1984

Line No.	Area, state or country Community (Airport name)	Carrier and type of operation	Type of aircraft	Total departures performed			Departures scheduled	Schedule of departures completed	
				Scheduled service	Non-scheduled service	All services		Number	Percent of departures scheduled
1	2	3	4	5	6	7	8	9	
3	COMMUNITY TOTAL	DOMESTIC	(CONT.)						
4			B-727-100	130	1	131			
5			ALL TYPES	1270	46	1316	1340	1246	92.98
6	CORDOVA (CORDOVA-MILE 13)	AS--DOMESTIC	B-727-100	30		30			
7			B-727-200	14		14			
8			B-737-100/200	713		713			
9			ALL TYPES	757		757	728	720	98.90
10	DEADHORSE (DEADHORSE)	AS--DOMESTIC	B-727-100	25	1	26			
11			B-727-200	352		352			
12			B-737-100/200	711	1	712			
13			ALL TYPES	1088	2	1090	1095	920	84.01
14		BF--DOMESTIC	*L-100-30	226		226			
15			B-737-100/200	100		100			
16			*B-737-200C	529		529			
17			ALL TYPES	855		855	929	837	90.09
18		NC--DOMESTIC	B-737-200C	1071		1071			
19			B-727-200	13		13			
20			ALL TYPES	1084		1084	1121	1042	92.95
21	COMMUNITY TOTAL	DOMESTIC	B-727-100	25	1	26			
22			B-727-200	365		365			
23			B-737-100/200	811	1	812			
24			*L-100-30	226		226			
25			*B-737-200C	529		529			
26			ALL TYPES	1071		1071	3145	2799	88.99
27			B-737-200C	3027	2	3029			
28	DILLINGHAM (DILLINGHAM MUNI)	BF--DOMESTIC	*L-100-30	83		83			
29			B-737-100/200	106		106			
30			*B-737-200C	325		325			
31			ALL TYPES	514		514	636	505	79.40
32		HL--DOMESTIC	*DC-6A	335		335			
33			ALL TYPES	335		335	311	311	100.00
34		RI--DOMESTIC	BAE-146-1	51		51			
35			F-27 SERIES	38		38			
36			FH-227	73		73			
37			C-441	73		73			
38			ALL TYPES	235		235	275	227	82.54
39		NC--DOMESTIC	B-737-200C	387		387			
40			ALL TYPES	387		387	313	309	98.72
41	COMMUNITY TOTAL	DOMESTIC	*L-100-30	83		83			
42			B-737-100/200	106		106			
43			*B-737-200C	325		325			
44			*DC-6A	335		335			
45			BAE-146-1	51		51			
46			F-27 SERIES	38		38			
47			FH-227	73		73			
48			C-441	73		73			
49			ALL TYPES	387		387	1535	1352	88.07
50			B-737-200C	1471		1471			
51	DUTCH HARBOR (DUTCH HARBOR)	BF--DOMESTIC	*L-100-30	19		19			
52			ALL TYPES	19		19	37	9	24.32
53		HL--DOMESTIC	*DC-6A	8		8			
54			ALL TYPES	8		8	8	8	100.00
55		RI--DOMESTIC	BAE-146-1	289		289			
56			F-27 SERIES	14		14			
57			FH-227	14		14			
58			C-441	40		40			
59			ALL TYPES	359		359	448	353	78.79
60		RV--DOMESTIC	YS-11	461	4	465			
61			ALL TYPES	461	4	465	486	453	93.20
62	COMMUNITY TOTAL	DOMESTIC	*L-100-30	19		19			
63			*DC-6A	8		8			
64			BAE-146-1	289		289			
65			F-27 SERIES	14		14			
66			FH-227	14		14			
67			C-441	40		40			
68			ALL TYPES	461	4	465	979	823	84.06
69			YS-11	461	4	465			
70	ERMONAK (ERMONAK)	HL--DOMESTIC	*DC-6A	1		1			
71			ALL TYPES	1		1			
72	FAIRBANKS (FAIRBANKS INTERNATIONAL)	AS--DOMESTIC	B-727-100	185		185			
73			B-727-200	2220		2220			
74			B-737-100/200	240		240			
75			ALL TYPES	2645		2645	2700	2628	97.33
76		BF--DOMESTIC	*L-100-30	341		341			
77			B-737-100/200	632		632			
78			*B-737-200C	1686		1686			
79			ALL TYPES	2659		2659	2777	2582	92.97
80		FT--DOMESTIC	*B-747	7		7			
81			*B-747F	6		6			
82			*DC-8-61	1		1			
83			ALL TYPES	14		14			
84		NA--DOMESTIC	DC-10-40	3		3			
85			B-727-200	353		353			
86			*B-747F	4		4			
87			ALL TYPES	360		360	387	355	91.73

TABLE 7
 AIRCRAFT DEPARTURES SCHEDULED AND AIRCRAFT DEPARTURES PERFORMED,
 BY TYPE OF OPERATION, BY AIRCRAFT TYPE, BY COMMUNITY, AND BY CARRIER
 12 MONTHS ENDED DECEMBER 31, 1964

Line No.	Area, state or country Community (Airport name)	Carrier and type of operation	Type of aircraft	Total departures performed			Scheduled departures completed	
				Scheduled service	Non-scheduled service	All services	Number	Percent of departures scheduled
1	2	3	4	5	6	7	8	9
1	FAIRBANKS INTERNATIONAL	(CONT.)						
2		NW--INTERNATIONAL	B-747	3		3		
3			*B-747F	1		1		
4			ALL TYPES	4		4		
5		NW--TOTAL	DC-10-40	3		3		
6			B-727-200	353		353		
7			*B-747F	5		5		
8			B-747	3		3		
9			ALL TYPES	364		364	307	91.73
10		RI--DOMESTIC	FH-227	3	26	29		
11			C-441	1		1		
12			ALL TYPES	4	26	30	14	28.57
13		UA--DOMESTIC	B-727-200	236		236		
14			DC-8-71	75		75		
15			B-767-200	108		108		
16			ALL TYPES	419		419	444	93.69
17		WA--DOMESTIC	B-727-200	554		554		
18			ALL TYPES	554		554	558	98.56
19		NC--DOMESTIC	B-737-200C	1582	2	1584		
20			B-727-200	694		694		
21			B-727-100	9		9		
22			ALL TYPES	2285	2	2287	2343	92.65
23	COMMUNITY TOTAL	DOMESTIC	B-727-100	194		194		
24			B-727-200	4057		4057		
25			B-737-100/200	872		872		
26			*L-100-30	341		341		
27			*B-737-200C	1686		1686		
28			*B-747	7		7		
29			*B-747F	10		10		
30			*DC-8-61	1		1		
31			DC-10-40	3		3		
32			FH-227	3	26	29		
33			C-441	1		1		
34			DC-8-71	75		75		
35			B-767-200	108		108		
36			B-737-200C	1582	2	1584		
37			ALL TYPES	8940	28	8968	9223	87.06
38		INTERNATIONAL	B-747	3		3		
39			*B-747F	1		1		
40			ALL TYPES	4		4		
41		TOTAL	B-727-100	194		194		
42			B-727-200	4057		4057		
43			B-737-100/200	872		872		
44			*L-100-30	341		341		
45			*B-737-200C	1686		1686		
46			*B-747	7		7		
47			*B-747F	11		11		
48			*DC-8-61	1		1		
49			DC-10-40	3		3		
50			B-747	3		3		
51			FH-227	3	26	29		
52			C-441	1		1		
53			DC-8-71	75		75		
54			B-767-200	108		108		
55			B-737-200C	1582	2	1584		
56			ALL TYPES	8944	28	8972	9223	87.06
57		INTERNATIONAL	B-747	3		3		
58			*B-747F	1		1		
59			ALL TYPES	4		4		
60		TOTAL	B-727-100	194		194		
61			B-727-200	4057		4057		
62			B-737-100/200	872		872		
63			*L-100-30	341		341		
64			*B-737-200C	1686		1686		
65			*B-747	7		7		
66			*B-747F	11		11		
67			*DC-8-61	1		1		
68			DC-10-40	3		3		
69			B-747	3		3		
70			FH-227	3	26	29		
71			C-441	1		1		
72			DC-8-71	75		75		
73			B-767-200	108		108		
74			B-737-200C	1582	2	1584		
75			ALL TYPES	8944	28	8972	9223	87.06
76	FAREWELL (FAREWELL INTERMEDIATE FLD)	NC--DOMESTIC	UNKNOWN-1	18		18		
77			ALL TYPES	18		18	9	22.22
78	FLAT (FLAT)	HU--DOMESTIC	*DC-6A	2		2	2	100.00
79			ALL TYPES	2		2	2	100.00
80		NC--DOMESTIC	UNKNOWN-1	23		23		
81			ALL TYPES	23		23	9	44.44
82	COMMUNITY TOTAL	DOMESTIC	*DC-6A	2		2		
83			UNKNOWN-1	23		23	11	56.54
84			ALL TYPES	25		25		
85	GALENA (GALENA)	BF--DOMESTIC	*L-100-30	133		133		
86			ALL TYPES	133		133	146	82.87
87		HU--DOMESTIC	*DC-6A	138		138		
88			ALL TYPES	138		138	137	100.00
89		RI--DOMESTIC	FH-227	7		7		
90			C-441	3		3		
91			ALL TYPES	10		10	28	10 35.71
92		NC--DOMESTIC	B-737-200C	126	1	127		
93			UNKNOWN-1	81		81		
94			ALL TYPES	207	1	208	69	63 91.30
95	COMMUNITY TOTAL	DOMESTIC	*L-100-30	133		133		
96			*DC-6A	138		138		
97			FH-227	7		7		
98			C-441	3		3		
99			B-737-200C	126	1	127		
100			UNKNOWN-1	81		81		
101			ALL TYPES	488	1	489	380	331 87.10
102	GAMBELL (GAMBELL RUNS)	HU--DOMESTIC	*DC-6A	43		43		
103			ALL TYPES	43		43	41	41 100.00
104	GUSTAVUS (GUSTAVUS)	AS--DOMESTIC	B-727-100	109		109		
105			B-727-200	10		10		
106			ALL TYPES	119		119	122	119 97.54

TABLE 7
 AIRCRAFT DEPARTURES SCHEDULED AND AIRCRAFT DEPARTURES PERFORMED,
 BY TYPE OF OPERATION, BY AIRCRAFT TYPE, BY COMMUNITY, AND BY CARRIER
 12 MONTHS ENDED DECEMBER 31, 1984

No.	Area, state or country Community (Airport name)	Carrier and type of operation	Type of aircraft	Total departures performed			Departures scheduled	Scheduled departures completed	
				Scheduled service	Non-scheduled service	All services		Number	Percent of departures scheduled
1	2	3	4	5	6	7	8	9	
1	HOLY CROSS	NC-DOMESTIC	UNKNOWN-1	1		1			
2	(HOLY CROSS)		ALL TYPES	1		1			
5	HOOPER BAY	HL-DOMESTIC	DC-6A	1		1	1	100.00	
6	(HOOPER BAY)		ALL TYPES	1		1	1	100.00	
9	HUGHES	NC-DOMESTIC	UNKNOWN-1	8		8			
10	(HUGHES MUNI)		B-737-200C	4		4			
11			ALL TYPES	12		12			
13	MUSLIA	NC-DOMESTIC	UNKNOWN-1	9		9			
14	(MUSLIA)		B-737-200C	8		8			
15			ALL TYPES	17		17			
19	ILJANNA	HL-DOMESTIC	DC-6A	234		234	227	98.67	
20	(ILJANNA)		ALL TYPES	234		234	227	98.67	
22	JUNEAU	AS-DOMESTIC	B-727-100	451		451			
23	(JUNEAU MUNI)		B-727-200	1466		1466			
24			B-737-100/200	890		890			
25			ALL TYPES	2807		2807	2815	97.51	
26		NA-DOMESTIC	B-727-200	676		676			
27			B-737-100/200	95		95			
28			ALL TYPES	771		771	820	94.02	
31	COMMUNITY TOTAL	DOMESTIC	B-727-100	451		451			
32			B-727-200	2142		2142			
33			B-737-100/200	985		985			
34			ALL TYPES	3578		3578	3635	96.72	
38	KALSRAK	NC-DOMESTIC	UNKNOWN-1	1		1			
39	(KALSRAK MUNI)		ALL TYPES	1		1			
42	KALTAG	NC-DOMESTIC	UNKNOWN-1	10		10			
43	(KALTAG)		B-737-200C	9		9			
44			ALL TYPES	19		19			
47	KENAI	HL-DOMESTIC	DC-6A	11		11	11	100.00	
48	(KENAI MUNI)		ALL TYPES	11		11	11	100.00	
51		NC-DOMESTIC	B-737-200C	1		1			
52			ALL TYPES	1		1			
53	COMMUNITY TOTAL	DOMESTIC	DC-6A	11		11	11	100.00	
54			B-737-200C	1		1			
55			ALL TYPES	12		12	11	100.00	
60	KETCHIKAN	AS-DOMESTIC	B-727-100	402		402			
61	(KETCHIKAN WATERFRONT SPB)		B-727-200	1413		1413			
62			B-737-100/200	379	3	382	2209	2172	
63			ALL TYPES	2194	3	2197	2192	99.47	
64		NA-DOMESTIC	B-737-100/200	191		191			
65			ALL TYPES	191		191	192	99.47	
66		NC-DOMESTIC	B-727-200	1		1			
67			ALL TYPES	1		1			
70	COMMUNITY TOTAL	DOMESTIC	B-727-100	402		402			
71			B-727-200	1414		1414			
72			B-737-100/200	570	3	573	2401	2363	
73			ALL TYPES	2366	3	2369	2363	98.41	
74	KING COVE	HL-DOMESTIC	DC-6A	5		5	5	100.00	
75	(KING COVE)		ALL TYPES	5		5	5	100.00	
78	KING SALMON	BF-DOMESTIC	L-100-30	24		24			
79	(KING SALMON)		B-737-100/200	114		114			
80			B-737-200C	340		340			
81			ALL TYPES	480		480	513	92.78	
82		FT-DOMESTIC	B-747F	2		2			
83			B-747	1		1			
84			ALL TYPES	3		3			
88		HL-DOMESTIC	DC-6A	319		319	311	99.03	
89			ALL TYPES	319		319	311	99.03	
91		RI-DOMESTIC	BAE-146-1	50		50			
92			F-27 SERIES	54		54			
93			FN-227	94		94			
94			C-441	59		59			
95			ALL TYPES	299		299	275	90.90	
96		RY-DOMESTIC	YS-11	62		62			
97			L-108A/C	2	16	18			
98			ALL TYPES	64	16	80	63	63	
100	COMMUNITY TOTAL	DOMESTIC	B-737-200C	400		400			
101			B-727-200	1		1			
102			ALL TYPES	401		401	392	96.6	
103			L-100-30	24		24			
104			B-737-100/200	114		114			
105			B-737-200C	340		340			
106			B-747F	2		2			
107			B-747	1		1			
108			DC-6A	319		319			
109			BAE-146-1	50		50			

TABLE 7
 AIRCRAFT DEPARTURES SCHEDULED AND AIRCRAFT DEPARTURES PERFORMED,
 BY TYPE OF OPERATION, BY AIRCRAFT TYPE, BY COMMUNITY, AND BY CARRIER
 12 MONTHS ENDED DECEMBER 31, 1984

Line No.	Area, state or country (Community (Airport name))	Carrier and type of operation	Type of aircraft	Total departures performed			Scheduled departures completed	
				Scheduled service	Non-scheduled service	All services	Number	Percent of departures scheduled
1	2	3	4	5	6	7	8	9
1	COMMUNITY TOTAL	DOMESTIC	(CONT.)					
2			F-27 SERIES	54		54		
3			FH-227	96		96		
4			C-441	59		59		
5			YS-11	62		62		
6			L-188A/C	2	16	18		
7			B-737-200C	400		400		
8			B-727-200	1		1		
9			ALL TYPES	1526	16	1542	1554	1461 94.01
10								
11	KODIAK	AS--DOMESTIC	B-727-100	6		6		
12	(KODIAK NS/INNER HARBOR SPB)		B-727-200	65		65		
13			B-737-100/200	23		23		
14			ALL TYPES	94		94	115	93 83.06
15								
16		BF--DOMESTIC	*B-737-200C	242		242		
17			ALL TYPES	242		242	278	234 86.17
18								
19		HU--DOMESTIC	*DC-6A	11		11		
20			ALL TYPES	11		11	11	11 100.00
21								
22		RI--DOMESTIC	BAE-146-1	90		90		
23			F-27 SERIES	322		322		
24			FH-227	68		68		
25			C-441	9		9		
26			ALL TYPES	489		489	607	484 79.73
27								
28		NC--DOMESTIC	B-737-200C	521		521		
29			B-727-200	141		141		
30			ALL TYPES	662		662	726	637 87.74
31								
32	COMMUNITY TOTAL	DOMESTIC	B-727-100	6		6		
33			B-727-200	206		206		
34			B-737-100/200	23		23		
35			*B-737-200C	242		242		
36			*DC-6A	11		11		
37			*DC-6A	11		11		
38			BAE-146-1	90		90		
39			F-27 SERIES	322		322		
40			FH-227	68		68		
41			C-441	9		9		
42			B-737-200C	521		521		
43			ALL TYPES	1498		1498	1737	1459 83.99
44								
45	KOTZEBUE	AS--DOMESTIC	B-737-100/200	765		765		
46	(KOTZEBUE)		ALL TYPES	765		765	723	705 97.51
47								
48		BF--DOMESTIC	*L-100-30	218		218		
49			B-737-100/200	69		69		
50			*B-737-200C	352		352		
51			ALL TYPES	639		639	729	618 84.77
52								
53		HU--DOMESTIC	*DC-6A	1		1		
54			ALL TYPES	1		1	1	1 100.00
55								
56		NC--DOMESTIC	B-737-200C	440		440		
57			ALL TYPES	440		440	444	399 89.86
58								
59	COMMUNITY TOTAL	DOMESTIC	B-737-100/200	834		834		
60			*L-100-30	218		218		
61			*B-737-200C	352		352		
62			*DC-6A	1		1		
63			B-737-200C	440		440		
64			ALL TYPES	1845		1845	1897	1723 90.82
65								
66								
67	KOYUK	NC--DOMESTIC	UNKNOWN-1	7		7		
68	(KOYUK)		ALL TYPES	7		7	39	5 12.82
69								
70								
71	KOYUKUK	NC--DOMESTIC	UNKNOWN-1	15		15		
72	(KOYUKUK)		B-737-200C	8		8		
73			ALL TYPES	23		23		
74								
75	MCGRATH	BF--DOMESTIC	*L-100-30	134		134		
76	(MCGRATH)		ALL TYPES	134		134	146	122 83.56
77								
78		HU--DOMESTIC	*DC-6A	139		139		
79			ALL TYPES	139		139	137	137 100.00
80								
81		NC--DOMESTIC	UNKNOWN-1	115		115		
82			B-737-200C	61		61		
83			UNKNOWN-2	33		33		
84			ALL TYPES	209		209	159	102 64.15
85								
86	COMMUNITY TOTAL	DOMESTIC	*L-100-30	134		134		
87			*DC-6A	139		139		
88			UNKNOWN-1	115		115		
89			B-737-200C	61		61		
90			UNKNOWN-2	33		33		
91			ALL TYPES	482		482	442	361 81.67
92								
93								
94	MOSES POINT	HU--DOMESTIC	*DC-6A	1		1		
95	(MOSES POINT)		ALL TYPES	1		1	1	1 100.00
96								
97								
98	NOME	AS--DOMESTIC	B-737-100/200	865		867		
99	(NOME)		ALL TYPES	865	2	867	857	818 97.72
100								
101		BF--DOMESTIC	*L-100-30	218		218		
102			B-737-100/200	69		69		
103			*B-737-200C	357		357		
104			ALL TYPES	644		644	718	630 87.74
105								
106								
107		HU--DOMESTIC	*DC-6A	6		6		
108			ALL TYPES	6		6	6	6 100.00
109								
110		NC--DOMESTIC	B-737-200C	539		539		
111			ALL TYPES	539		539	539	481 89.23
112								

TABLE 7
 AIRCRAFT DEPARTURES SCHEDULED AND AIRCRAFT DEPARTURES PERFORMED,
 BY TYPE OF OPERATION, BY AIRCRAFT TYPE, BY COMMUNITY, AND BY CARRIER
 12 MONTHS ENDED DECEMBER 31, 1964

Line No.	Area, state or country Community (Airport name)	Carrier and type of operation	Type of aircraft	Total departures performed			Scheduled departures completed		
				Scheduled service	Nonscheduled service	All services	Number	Percent of departures scheduled	
1	2	3	4	5	6	7	8	9	
1	COMMUNITY TOTAL	DOMESTIC	B-737-100/200 B-100-30 B-737-200C DC-6A B-737-200C ALL TYPES	934 218 357 6 539 2054	2	934 218 357 6 539 2054	2100	1935	92.14
9	MULATO (MULATO)	MC--DOMESTIC	UNKNOWN-1 B-737-200C ALL TYPES	17 8 25		17 8 25			
14	NYAC (NYAC)	HL--DOMESTIC	DC-6A ALL TYPES	4 4		4 4	4	4	100.00
17	PAINTER CREEK (PAINTER CREEK)	HL--DOMESTIC	DC-6A ALL TYPES	1 1		1 1	1	1	100.00
21	PETERSBURG (PETERSBURG APT/SP BASE)	AS--DOMESTIC	B-727-100 B-737-100/200 ALL TYPES	338 358 696		338 358 696	730	696	95.34
26	POINT HOPE (POINT HOPE MUNI)	BF--DOMESTIC	B-100-30 ALL TYPES	33 33		33 33	36	30	83.33
30	PORT HEIDEN (PORT HEIDEN)	HL--DOMESTIC	DC-6A ALL TYPES	3 3		3 3	3	3	100.00
34		RV--DOMESTIC	YS-11 L-188A/C ALL TYPES	291 3 294	2	293 3 296	313	289	92.33
39	COMMUNITY TOTAL	DOMESTIC	DC-6A YS-11 L-188A/C ALL TYPES	3 291 3 297	2	3 293 3 299	316	292	92.40
43	PORT MOLLER (PORT MOLLER AFS)	HL--DOMESTIC	DC-6A ALL TYPES	1 1		1 1	1	1	100.00
47	RED DEVIL (RED DEVIL)	HL--DOMESTIC	DC-6A ALL TYPES	3 3		3 3	2	2	100.00
51	RUBY (RUBY)	MC--DOMESTIC	UNKNOWN-1 B-737-200C ALL TYPES	6 5 11		6 5 11			
56	SAINT GEORGE (SAINT GEORGE)	HL--DOMESTIC	DC-6A ALL TYPES	64 64		64 64	50	50	100.00
58		RI--DOMESTIC	C-441 ALL TYPES	14 14		14 14	39	14	35.89
63	COMMUNITY TOTAL	DOMESTIC	DC-6A C-441 ALL TYPES	64 14 78		64 14 78	89	64	71.91
67	ST. MARYS (ST MARYS AIRPORT)	BF--DOMESTIC	B-100-30 ALL TYPES	162 162		162 162	209	132	63.15
70		HL--DOMESTIC	DC-6A ALL TYPES	331 331		331 331	314	313	99.68
73		MC--DOMESTIC	B-737-200C ALL TYPES	119 119		119 119	121	113	93.38
75	COMMUNITY TOTAL	DOMESTIC	B-100-30 DC-6A B-737-200C ALL TYPES	162 331 119 612		162 331 119 612	644	558	86.64
81	ST MICHAEL (ST MICHAEL)	MC--DOMESTIC	UNKNOWN-1 ALL TYPES	12 12		12 12	78	11	14.10
85	ST PAUL (ST PAUL ISLAND)	HL--DOMESTIC	DC-6A ALL TYPES	78 78		78 78	50	50	100.00
89		RI--DOMESTIC	C-441 ALL TYPES	12 12		12 12	39	12	30.76
91		RV--DOMESTIC	L-188A/C ALL TYPES	103 103	3 3	106 106	110	103	93.63
95	COMMUNITY TOTAL	DOMESTIC	DC-6A C-441 L-188A/C ALL TYPES	78 12 103 193	3 3	78 12 106 196	199	165	82.91
101	SAND POINT (SAND POINT MUNI)	HL--DOMESTIC	DC-6A ALL TYPES	1 1		1 1	1	1	100.00
104		RI--DOMESTIC	F-27 SERIES FH-227 ALL TYPES	55 15 70		55 15 70	106	70	66.03
107		RV--DOMESTIC	YS-11 ALL TYPES	389 389	1 1	390 390	418	389	95.06
111	COMMUNITY TOTAL	DOMESTIC	DC-6A	1		1			

TABLE 7
 AIRCRAFT DEPARTURES SCHEDULED AND AIRCRAFT DEPARTURES PERFORMED,
 BY TYPE OF OPERATION, BY AIRCRAFT TYPE, BY COMMUNITY, AND BY CARRIER
 12 MONTHS ENDED DECEMBER 31, 1984

Line Number	Area, state or country Community (Airport name)	Carrier and type of operation	Type of aircraft	Total departures performed			Departures scheduled	Scheduled departures completed	
				Scheduled service	Non-scheduled service	All services		Number	Percent of departures scheduled
1	2	3	4	5	6	7	8	9	
1	COMMUNITY TOTAL	DOMESTIC	(CONT.)						
2			F-27 SERIES	55		55			
3			FH-227	15		15			
4			YS-11	389	1	390			
5			ALL TYPES	460	1	461	525	460	87.61
6									
7	SAVONNGA								
8	(SAVONNGA AIRPORT)	HU--DOMESTIC	*DC-6A	44		44			
9			ALL TYPES	44		44	41	41	100.00
10									
11	SHAKTOOLIK								
12	(SHAKTOOLIK)	WC--DOMESTIC	UNKNOWN-1	16		16			
13			ALL TYPES	16		16	39	6	15.38
14									
15	SHEMYA								
16	(SHEMYA AFB)	RV--DOMESTIC	L-188A/C	48	74	122			
17			B-727-200	33	1	34			
18			B-727-100	23		23			
19			ALL TYPES	104	75	179	105	103	98.09
20									
21	SITKA								
22	(SITKA)	AS--DOMESTIC	B-727-100	291		291			
23			B-727-200	897	1	898			
24			B-737-100/200	350	3	353			
25			ALL TYPES	1538	4	1542	1521	1509	99.21
26									
27		NA--DOMESTIC	B-727-200	1		1			
28			ALL TYPES	1		1			
29	COMMUNITY TOTAL	DOMESTIC	B-727-100	291		291			
30			B-727-200	898	1	899			
31			B-737-100/200	350	3	353			
32			ALL TYPES	1539	4	1543	1521	1509	99.21
33									
34	STEBBINS								
35	(STEBBINS)	WC--DOMESTIC	UNKNOWN-1	18		18			
36			ALL TYPES	18		18	78	11	14.10
37									
38	TAKOTNA								
39	(TAKOTNA)	WC--DOMESTIC	UNKNOWN-1	55		55			
40			ALL TYPES	55		55	17	6	35.29
41									
42	TANALIAN POINT								
43	(TANALIAN POINT)	HU--DOMESTIC	*DC-6A	1		1			
44			ALL TYPES	1		1	1	1	100.00
45									
46	TATALINA								
47	(TATALINA AFS)	WC--DOMESTIC	UNKNOWN-1	81		81			
48			ALL TYPES	81		81	35	13	37.14
49									
50	UNALAKLEET								
51	(UNALAKLEET)	BF--DOMESTIC	*L-100-30	165		165			
52			ALL TYPES	165		165	224	156	69.69
53									
54		HU--DOMESTIC	*DC-6A	140		140			
55			ALL TYPES	140		140	137	137	100.00
56									
57		WC--DOMESTIC	B-737-200C	119	1	120			
58			UNKNOWN-1	38		38			
59			ALL TYPES	157	1	158	276	130	47.10
60	COMMUNITY TOTAL	DOMESTIC	*L-100-30	165		165			
61			*DC-6A	140		140			
62			B-737-200C	119	1	120			
63			UNKNOWN-1	38		38			
64			ALL TYPES	462	1	463	637	423	66.40
65									
66	UTOPIA								
67	(INDIAN MOUNTAIN AFS)	WC--DOMESTIC	UNKNOWN-1	2		2			
68			B-737-200C	4		4			
69			ALL TYPES	6		6			
70									
71	WRANGELL								
72	(WRANGELL)	AS--DOMESTIC	B-727-100	348		348			
73			B-737-100/200	361		361			
74			ALL TYPES	709		709	730	709	97.12
75									
76	YAKUTAT								
77	(YAKUTAT)	AS--DOMESTIC	B-727-100	30		30			
78			B-727-200	21		21			
79			B-737-100/200	699	1	700			
80			ALL TYPES	750	1	751	734	726	98.91
81									
82	ARIZONA								
83	FLAGSTAFF								
84	(PULLIARI)	QC--DOMESTIC	SHEAR-METRO	2169		2169			
85			LESS 12,500LB	91		91			
86			ALL TYPES	2260		2260	2286	2259	98.81
87									
88	GRAND CANYON								
89	(GRAND CANYON NATIONAL PARK)	RC--DOMESTIC	DC-9-10	347	1	348			
90			DC-9-30	225	1	226			
91			DC-9-90	1		1			
92			ALL TYPES	573	2	575	581	573	98.02
93									
94	PAGE								
95	(PAGE)	QC--DOMESTIC	SHEAR-METRO	1276		1276			
96			LESS 12,500LB	330		330			
97			ALL TYPES	1606		1606	1613	1603	99.38
98									
99	PHOENIX								
100	(PHOENIX SKY HARBOR INTL)	AA--DOMESTIC	B-727-100	21		21			
101			B-727-200	2550		2550			
102			DC-10-10	583		583			
103			DC-9-90	1932		1932			
104			B-767-200	144		144			
105			ALL TYPES	5230		5230	5236	5216	99.23
106									
107		AL--DOMESTIC	DC-9-30	1		1			
108			B-727-200	2106	1	2107			
109									
110									
111									
112									

TABLE 7
 AIRCRAFT DEPARTURES SCHEDULED AND AIRCRAFT DEPARTURES PERFORMED,
 BY TYPE OF OPERATION, BY AIRCRAFT TYPE, BY COMMUNITY, AND BY CARRIER
 12 MONTHS ENDED DECEMBER 31, 1984

No.	Area, state or country Community (Airport name)	Carrier and type of operation	Type of aircraft	Total departures performed			Departures scheduled	Scheduled departures performed	
				Scheduled service	Nonscheduled service	All services		Number	Percent of departures scheduled
1	2	3	4	5	6	7	8	9	
1	PHOENIX SKY HARBOR INTL	AL--DOMESTIC	(CONT.)						
2			B-737-100/200	256	2	258			
3			B-737-300	1		1			
4			ALL TYPES	2364	3	2367	2384	2367	99.07
5		BA--DOMESTIC	B-727-200	424	4	428			
6			ALL TYPES	424	4	428	422	421	99.76
7		CC--DOMESTIC	B-727-200	1527		1527			
8			DC-9-10	4		6			
9			DC-9-30	105		105			
10			B-727-100	65		65			
11			DC-10-10	1		1			
12			ALL TYPES	1704		1704	1714	1699	99.12
13		DL--DOMESTIC	B-727-200	2728		2728			
14			DC-9-30	1	4	5			
15			L-1011/100/20	6		6			
16			B-737-100/200	229		229			
17			ALL TYPES	2964	4	2968	2970	2957	99.56
18		EA--DOMESTIC	B-727-100	784		784			
19			B-727-200	3227	2	3229			
20			A-300B	3		3			
21			B-737-200	232		232			
22			L-1011/100/20	1		1			
23			EURC AIRBUS 3		1	1			
24			ALL TYPES	4247	3	4250	4278	4236	99.01
25		FL--DOMESTIC	B-737-100/200	1684		1684			
26			DC-9-80	663		663			
27			ALL TYPES	2347		2347	2364	2344	99.15
28		HP--DOMESTIC	B-737-100/200	18258		18298			
29			ALL TYPES	18298		18298	18335	18215	99.34
30		NB--DOMESTIC	B-727-200	1773		1773			
31			DC-10-40	399		399			
32			B-727-100	119		119			
33			ALL TYPES	2291		2291	2315	2290	98.92
34		CZ--DOMESTIC	DC-9-30		2	2			
35			DC-9-40	2		2			
36			ALL TYPES	2	2	4			
37		PS--DOMESTIC	B-727-200	586		586			
38			DC-9-80	2514	5	2519			
39			DC-9-30	393		393			
40			BAE-146-2	151		151			
41			BAE-146-1	4		4			
42			ALL TYPES	3648	5	3653	3589	3582	99.80
43		GG--DOMESTIC	SWEAR-METRO	1533		1533			
44			ALL TYPES	1533		1533	1557	1530	98.26
45		RC--DOMESTIC	DC-9-10	5257	7	5264			
46			DC-9-30	9045	10	9055			
47			B-727-200	995		995			
48			DC-9-50	1941	3	1944			
49			DC-9-80	2996	8	3004			
50			ALL TYPES	20234	28	20262	20364	20149	98.94
51		TB--DOMESTIC	B-727-100	339		339			
52			B-727-200	1015		1015			
53			L-1011/100/20	940		940			
54			B-767-200	270		270			
55			DC-9-80	298		298			
56			ALL TYPES	2862		2862	2861	2838	99.19
57		UA--DOMESTIC	B-727-100	781	13	794			
58			B-727-200	5470	19	5489			
59			DC-10-10	240	1	241			
60			DC-8-71	9	9	18			
61			B-767-200	44		44			
62			ALL TYPES	6544	42	6586	6638	6535	98.44
63		WA--DOMESTIC	B-737-100/200	476		476			
64			B-727-200	2959	3	2962			
65			DC-10-10	1		1			
66			ALL TYPES	3436	3	3439	3438	3427	99.68
67		NC--DOMESTIC	B-737-200C	1334		1334			
68			B-727-100	162		162			
69			B-727-200	162		162			
70			ALL TYPES	1638		1638	1676	1554	92.72
71		NH--DOMESTIC	B-737-100/200	16063		16063			
72			B-727-200	1451		1451			
73			ALL TYPES	17514		17514	17618	17514	99.40
74		COMMUNITY TOTAL	DOMESTIC	B-727-100	2271	13	2284		
75			B-727-200	26953	29	26982			
76			DC-10-10	825		826			
77			DC-9-80	8603	13	8616			
78			B-767-200	458		458			
79			DC-9-30	9545	16	9561			
80			B-737-100/200	37006	2	37008			
81			B-737-300						
82			DC-9-10	5263	7	5270			
83			L-1011/100/20	947		947			
84			A-300B	3		3			
85			B-757-200	232		232			
86			EURO AIRBUS 3		1	1			
87			DC-10-40	399		399			
88			DC-9-40	2		2			
89			BAE-146-2	191		191			
90			BAE-146-1	4		4			
91			SWEAR-METRO	1533		1533			
92			DC-9-30	1941	3	1944			
93			DC-8-71	9	9	18			
94			B-737-200C	1334		1334			
95			ALL TYPES	97280	94	97374	97779	96869	99.06

TABLE 7
AIRCRAFT DEPARTURES SCHEDULED AND AIRCRAFT DEPARTURES PERFORMED,
BY TYPE OF OPERATION, BY AIRCRAFT TYPE, BY COMMUNITY, AND BY CARRIER
12 MONTHS ENDED DECEMBER 31, 1964

Line No.	Area, state or country Community (Airport name)	Carrier and type of operation	Type of aircraft	Total departures performed			Departures scheduled	Schedule of departures completed				
				Scheduled service	Nonscheduled service	All services		Number	Percent of departures scheduled			
1	2	3	4	5	6	7	8	9				
1	TUCSON (TUCSON INTL)	AA—DOMESTIC	B-727-100	211		211	1811	1804	99.61			
2			B-727-200	1070		1070						
3			DC-9-80	523		523						
4			ALL TYPES	1804		1804						
5			AL—DOMESTIC	B-727-200	354		354	496	482	97.17		
6		B-737-100/200		128		128						
7		ALL TYPES		482		482						
8			CC—DOMESTIC	B-727-200	1		1					
9		ALL TYPES		1		1						
10			EA—DOMESTIC	B-727-100	718		718	2418	2386	98.67		
11		B-727-200		1257		1257						
12		A-300B		1		1						
13		B-757-200		414		414						
14		ALL TYPES	2390		2390							
15			FL—DOMESTIC	B-737-100/200	1447	1	1448	1463	1450	99.11		
16		DC-9-80		3		3						
17		ALL TYPES		1450	1	1451						
18			HP—DOMESTIC	B-737-100/200	1450		1450	1472	1446	98.23		
19		ALL TYPES		1450		1450						
20			JK—DOMESTIC	DC-9-10	650	1	651	659	650	98.63		
21		ALL TYPES		650	1	651						
22			NB—DOMESTIC	B-727-200	425		425	493	484	98.17		
23		B-727-100		58		58						
24		DC-10-40		1		1						
25		ALL TYPES		484		484						
26			PS—DOMESTIC	B-727-200	84		84	1386	1381	99.63		
27		DC-9-80		1013		1013						
28		DC-9-30		287		287						
29		BAE-146-2		2		2						
30		ALL TYPES		1386		1386						
31			RC—DOMESTIC	DC-9-50	920		920	2362	2325	98.43		
32		DC-9-30		293		293						
33		DC-9-10		882		882						
34		DC-9-80		129	2	131						
35		B-727-200		113		113						
36		ALL TYPES	2337	2	2339							
37			TV—DOMESTIC	B-727-100	441		441	1072	1062	99.06		
38		B-727-200		316		316						
39		L-1011/100/20		15		15						
40		DC-9-80		290		290						
41		ALL TYPES		1062		1062						
42			UA—DOMESTIC	B-727-100	378		378	2415	2377	98.42		
43		B-727-200		2001	1	2002						
44		ALL TYPES		2379	1	2380						
45			WA—DOMESTIC	B-737-100/200	604		604	1775	1764	99.38		
46		B-727-200		1142	2	1144						
47		ALL TYPES		1766	2	1768						
48			AC—DOMESTIC	B-737-200C	1		1					
49		ALL TYPES		1		1						
50		COMMUNITY TOTAL	DOMESTIC	B-727-100	1806		1806	17822	17681	98.61		
51				B-727-200	6783	3	6786					
52				DC-9-80	1958	2	1960					
53				B-737-100/200	3629	1	3630					
54				A-300B	1		1					
55				B-757-200	414		414					
56				DC-9-10	1532	1	1533					
57				DC-10-40	1		1					
58				DC-9-30	580		580					
59				BAE-146-2	2		2					
60				DC-9-50	920		920					
61				L-1011/100/20	15		15					
62			B-737-200C	1		1						
63			ALL TYPES	17642	7	17649						
64	YUMA (INTERNATIONAL)	HP—DOMESTIC	B-737-100/200	2		2						
65			ALL TYPES	2		2						
66	ARKANSAS											
67	FORT SMITH (FORT SMITH MUNI)	FL—DOMESTIC	B-737-100/200	503		503	506				503	99.60
68			ALL TYPES	503		503						
69	LITTLE ROCK (ADAMS FIELD)	AA—DOMESTIC	B-727-100	139		139	1418				1405	99.38
70			B-727-200	785		785						
71			DC-9-80	481		481						
72			ALL TYPES	1405		1405						
73		BB—DOMESTIC	B-727-200	2	1	3						
74			ALL TYPES	2	1	3						
75		CC—DOMESTIC	DC-9-30	1		1						
76			ALL TYPES	1		1						
77		DL—DOMESTIC	DC-9-30	1511		1511	4286	4265	99.06			
78			B-727-200	1834	1	1835						
79			DC-8-71	481		481						
80			B-737-100/200	505		505						
81			ALL TYPES	4251	1	4252						
82		FL—DOMESTIC	B-737-100/200	645		645						
83			ALL TYPES	648		648						
84		Q2—DOMESTIC	B-727-100	383		383						

TABLE 7
 AIRCRAFT DEPARTURES SCHEDULED AND AIRCRAFT DEPARTURES PERFORMED,
 BY TYPE OF OPERATION, BY AIRCRAFT TYPE, BY COMMUNITY, AND BY CARRIER
 12 MONTHS ENDED DECEMBER 31, 1984

Line No.	Area, state or country Community (Airport name)	Carrier and type of operation	Type of aircraft	Total departures performed			Departures scheduled	Scheduled by carrier	
				Scheduled service	Nonscheduled service	All services		Number	Percent of departures scheduled
1	2	3	4	5	6	7	8	9	
1	ADAMS FIELD	QS--DOMESTIC	(CONT.)						
2			B-727-200	38		38			
3			DC-9-10	83		83			
4			DC-8-62	1		1			
5			ALL TYPES	505		505	506	505 99.80	
6		RC--DOMESTIC	DC-9-10	1		1			
7			DC-9-30	1		1			
8			ALL TYPES	2		2			
9		TN--DOMESTIC	B-727-200	237		237			
10			B-727-100	1045		1045			
11			DC-9-80	1		1			
12			ALL TYPES	1283		1283	1298	1276 98.30	
13		LA--DOMESTIC	B-727-100	818		818			
14			B-727-200	548		548			
15			B-737-100/200	335		335			
16			DC-8-71	1701	2	1703	1776	1696 95.49	
17			ALL TYPES	1701	2	1703			
18		WN--DOMESTIC	B-737-100/200	2711	3	2714			
19			B-737-300	9		9			
20			B-727-200	86		86			
21			ALL TYPES	2806	3	2809	2837	2806 98.90	
22	COMMUNITY TOTAL	DOMESTIC	B-727-100	2385		2385			
23			B-727-200	3530	2	3532			
24			DC-9-80	482		482			
25			DC-9-30	1513		1513			
26			DC-8-71	401	2	403			
27			B-737-100/200	4216	3	4219			
28			DC-9-10	84		84			
29			DC-8-62	1		1			
30			B-737-300	9		9			
31			ALL TYPES	12621	7	12628	12806	12594 99.34	
32	CALIFORNIA								
33	BAKERSFIELD (MEADOWS FIELD)	AA--DOMESTIC	DC-9-80	224		224			
34			ALL TYPES	224		224	225	224 99.55	
35		UA--DOMESTIC	B-737-100/200	124		124			
36			ALL TYPES	124		124	126	123 97.61	
37	COMMUNITY TOTAL	DOMESTIC	DC-9-80	224		224			
38			B-737-100/200	124		124			
39			ALL TYPES	348		348	351	347 98.86	
40	EUREKA/ARCATA (ARCATA)	RC--DOMESTIC	DC-9-30	604		604			
41			DC-9-10	227		227			
42			DC-9-50	6		6			
43			ALL TYPES	837		837	854	829 97.97	
44		UA--DOMESTIC	B-737-100/200	1295		1295			
45			B-727-200	2		2			
46			B-727-100	1		1			
47			ALL TYPES	1298		1298	1342	1295 96.49	
48	COMMUNITY TOTAL	DOMESTIC	DC-9-30	604		604			
49			DC-9-10	227		227			
50			DC-9-50	6		6			
51			B-737-100/200	1295		1295			
52			B-727-200	2		2			
53			B-727-100	1		1			
54			ALL TYPES	2135		2135	2196	2124 96.72	
55	FRESNO (FRESNO AIR TERMINAL)	FL--DOMESTIC	B-737-100/200	539		539			
56			DC-9-80	1		1			
57			ALL TYPES	540		540	548	540 98.54	
58		PS--DOMESTIC	B-727-200	30		30			
59			DC-9-80	1609	1	1610			
60			DC-9-30	561		561			
61			BAE-146-2	210		210			
62			BAE-146-1	5		5			
63			ALL TYPES	2415	1	2416	2454	2411 98.24	
64		RC--DOMESTIC	DC-9-30	353	1	354			
65			DC-9-10	983		983			
66			DC-9-50	6		6			
67			ALL TYPES	1342	1	1343	1373	1336 97.30	
68		UA--DOMESTIC	B-737-100/200	1379		1379			
69			B-727-100	489	3	492			
70			B-727-200	581	2	583			
71			DC-8-71	1	4	5			
72			ALL TYPES	2450	9	2459	2517	2442 97.02	
73		WA--DOMESTIC	B-737-100/200	727	6	733			
74			B-727-200	421	1	422			
75			DC-10-10	1		1			
76			ALL TYPES	1148	8	1156	1166	1144 98.11	
77	COMMUNITY TOTAL	DOMESTIC	B-737-100/200	2445	6	2451			
78			DC-9-80	1410	1	1411			
79			B-727-200	1032	3	1035			
80			DC-9-30	914	1	915			
81			BAE-146-2	210		210			
82			BAE-146-1	5		5			
83			DC-9-10	983		983			
84			DC-9-50	6		6			
85			B-727-100	489	3	492			
86			DC-8-71	1	4	5			
87			DC-10-10	1		1			
88			ALL TYPES	7895	19	7914	8058	7873 97.70	

TABLE 7
 AIRCRAFT DEPARTURES SCHEDULED AND AIRCRAFT DEPARTURES PERFORMED,
 BY TYPE OF OPERATION, BY AIRCRAFT TYPE, BY COMMUNITY, AND BY CARRIER
 12 MONTHS ENDED DECEMBER 31, 1984

Line No.	Area, state or country Community (Airport name)	Carrier and type of operation	Type of aircraft	Total departures performed			Schedule of departures completed			
				Scheduled service	Nonscheduled service	All services	Number	Percent of departures scheduled		
1	2	3	4	5	6	7	8	9		
1	INDIO/PALM SPRINGS (PALM SPRINGS MUNI)	AA--DOMESTIC	B-727-200	696		696	740	72.8	98.37	
2			B-727-100	34		34				
3			ALL TYPES	730		730				
4		AS--DOMESTIC	B-727-200	498		498	552	54.6	98.91	
5			B-727-100	52		52				
6			B-737-100/200	1		1				
7		EA--DOMESTIC	B-727-100	1		1	599	58.0	96.82	
8			ALL TYPES	1		1				
9			B-737-100/200	580		580				
10		FL--DOMESTIC	B-737-100/200	580		580	700	69.1	98.71	
11			ALL TYPES	580		580				
12			B-737-100/200	652		652				
13		HP--DOMESTIC	B-737-100/200	652		652	627	58.9	93.93	
14			ALL TYPES	692		692				
15			B-737-100/200	599		599				
16		OC--DOMESTIC	B-737-100/200	599		599	1	1	100.00	
17			ALL TYPES	599		599				
18			DC-9-80	1		1				
19		PS--DOMESTIC	DC-9-80	1		1	366	36.3	99.18	
20			ALL TYPES	363		363				
21			SWEAR-METRO	363		363				
22		RC--DOMESTIC	B-727-200	191		191	500	48.9	97.83	
23			DC-9-30	150		150				
24			DC-9-50	5		5				
25			DC-9-80	1		1				
26			ALL TYPES	149		149				
27		TB--DOMESTIC	B-727-200	44		44	398	38.6	96.98	
28			B-727-100	109		109				
29			DC-9-80	233		233				
30			ALL TYPES	386		386				
31		UA--DOMESTIC	B-727-100	1		1	124	11.8	95.16	
32			B-737-100/200	118		118				
33			ALL TYPES	119		119				
34		WA--DOMESTIC	B-737-100/200	1		1	560	54.7	97.67	
35			B-727-200	549		549				
36			ALL TYPES	550		550				
37		COMMUNITY TOTAL	DOMESTIC	B-727-200	1936		1936	5167	5038	97.50
38				B-727-100	157		197			
39				B-737-100/200	1991		1991			
40				DC-9-80	235		235			
41				SWEAR-METRO	363		363			
42	DC-9-10			191		191				
43	DC-9-30			150		150				
44	DC-9-50			5		5				
45	ALL TYPES			5068		5068				
46	LAKE TAHOE (LAKE TAHOE)			GC--DOMESTIC	DC-9-80	1110	1			
47		ALL TYPES	1110		1	1111				
48	LOS ANGELES/BURBANK/LNG.BCH (HOLLYWOOD-BURBANK)	AA--DOMESTIC	DC-9-80	1328		1328	1351	1335	98.81	
49			B-727-100	3		3				
50			B-727-200	4		4				
51			ALL TYPES	1335		1335				
52		AS--DOMESTIC	B-727-100	373		373	2107	204.7	97.15	
53			B-727-200	1680	4	1684				
54			ALL TYPES	2053	4	2057				
55			DC-9-10	291		291				
56		CC--DOMESTIC	DC-9-30	609		609	1066	104.9	98.40	
57			B-727-100	11		11				
58	B-727-200		13		13					
59	DC-9-80		127		127					
60	HP--DOMESTIC	B-737-100/200	413		413	420	41.3	98.33		
61		ALL TYPES	413		413					
62		B-737-100/200	270	1	271					
63	GC--DOMESTIC	DC-9-80	3768	13	3781	4366	387.9	88.84		
64		ALL TYPES	4038	14	4052					
65		B-727-200	841	2	843					
66	PS--DOMESTIC	DC-9-80	7353		7353	10879	1061.4	97.56		
67		DC-9-30	565		565					
68		BAE-146-2	761		761					
69		BAE-146-1	1127		1127					
70		ALL TYPES	10647	2	10649					
71	RC--DOMESTIC	DC-9-30	1287		1287	3132	308.6	98.53		
72		DC-9-10	1606		1606					
73		DC-9-50	34		34					
74		B-727-200	103		103					
75	LA--DOMESTIC	DC-9-80	65		65	2	2	100.00		
76		ALL TYPES	3095		3095					
77		B-727-100	1	2	2					
78	WA--DOMESTIC	B-727-200	1		1	333	32.2	96.69		
79		ALL TYPES	1	2	3					
80	AIRPORT TOTAL	DOMESTIC	DC-9-80	12641	13	12654	333	32.2	96.69	
81			B-727-100	387	2	389				
82			B-727-200	2642	6	2648				
83			DC-9-10	1857		1857				
84			DC-9-30	2461		2461				

TABLE 7
 AIRCRAFT DEPARTURES SCHEDULED AND AIRCRAFT DEPARTURES PERFORMED,
 BY TYPE OF OPERATION, BY AIRCRAFT TYPE, BY COMMUNITY, AND BY CARRIER
 12 MONTHS ENDED DECEMBER 31, 1984

No.	Area, state or country Community (Airport name)	Carrier and type of operation	Type of aircraft	Total departures performed			Scheduled departures completed	
				Scheduled service	Non-scheduled service	All services	Number	Percent of departures scheduled
1	2	3	4	5	6	7	8	9
1	AIRPORT TOTAL	DOMESTIC	(CONT.)					
2			B-737-100/200	1005	1	1006		
3			BAE-146-2	761		761		
4			BAE-146-1	1127		1127		
5			DC-9-50	34		34		
6			ALL TYPES	22955	22	22977	23654	22745 96.15
7								
8	(LUNG BEACH)	AA---DOMESTIC	DC-9-80	1067		1067		
9			B-727-100	3		3		
10			B-727-200	5		5		
11			ALL TYPES	1075		1075	1096	1075 98.08
12								
13		AS---DOMESTIC	B-727-100	342		342		
14			B-727-200	536	1	537		
15			B-737-100/200	172		172		
16			ALL TYPES	1050	1	1051	1057	1050 99.33
17								
18		PE---DOMESTIC	B-727-200	10		10		
19			DC-9-80	1287	2	1289		
20			DC-9-30	12		12		
21			BAE-146-1	1		1		
22			ALL TYPES	1310	2	1312	1328	1310 98.64
23								
24		SI---DOMESTIC	DC-9-80	2151		2151		
25			ALL TYPES	2151		2151	2182	2150 98.53
26								
27		UA---DOMESTIC	B-727-100	4	4	8		
28			B-727-200	2	11	13		
29			DC-8-71	2	6	8		
30			B-747-200	555		555		
31			B-737-100/200	134	1	135		
32			ALL TYPES	697	22	719	721	697 96.67
33								
34	AIRPORT TOTAL	DOMESTIC	DC-9-80	4505	2	4507		
35			B-727-100	349	4	353		
36			B-727-200	553	12	565		
37			B-737-100/200	306	1	307		
38			DC-9-30	12		12		
39			BAE-146-1	1		1		
40			DC-8-71	2	6	8		
41			B-767-200	555		555		
42			ALL TYPES	6283	25	6308	6384	6282 98.40
43								
44	(LOS ANGELES INTERNATIONAL)	AA---DOMESTIC	B-727-100	156		156		
45			B-727-200	1108	4	1112		
46			DC-10-10	6850		6850		
47			B-747	604		604		
48			B-747F	627		627		
49			DC-10-30	1123	1	1124		
50			B-767-200	273		273		
51			DC-9-80	8		8		
52			ALL TYPES	10749	5	10754	10898	10723 98.39
53								
54		AL---DOMESTIC	B-727-200	1643		1643		
55			B-737-100/200	1		1		
56			ALL TYPES	1644		1644	1650	1644 99.63
57								
58		BA---DOMESTIC	B-727-200	1237	36	1273		
59			ALL TYPES	1237	36	1273	1239	1235 99.67
60								
61		CB---DOMESTIC	B-727-100	204		204		
62			ALL TYPES	204		204	226	204 90.26
63								
64		CL---DOMESTIC	DC-8-63	333		333		
65			DC-8-50	1		1		
66			DC-8-62	14		14		
67			DC-8-50F	2	2	4		
68			A-300B	91		91		
69			ALL TYPES	439	2	441	470	438 93.19
70								
71		CC---DOMESTIC	B-727-200	1999		1999		
72			DC-10-10	1774		1774		
73			B-727-100	75		75		
74			DC-10-30	361		361		
75			DC-9-30	108		108		
76			DC-9-10	5		5		
77			DC-9-80	3		3		
78			ALL TYPES	4325		4325	4322	4286 99.16
79								
80		DL---DOMESTIC	L-1011/100/20	3362		3362		
81			B-727-200	1638		1638		
82			DC-8-71	242		242		
83			B-767-200	721		721		
84			DC-9-30	2	2	4		
85			B-737-100/200	1		1		
86			ALL TYPES	5963	3	5966	5979	5955 99.59
87								
88		EA---DOMESTIC	B-727-100	850	1	851		
89			B-727-200	575		575		
90			L-1011/100/20	983	1	984		
91			A-300B	1423		1423		
92			B-737-200	481		481		
93			ALL TYPES	4312	2	4314	4350	4307 99.01
94								
95		EZ---DOMESTIC	DC-9-30	109	1	110		
96			FALCON	57		57		
97			B-727-100	273	141	414		
98			DC-8-63	1	1	2		
99			DC-8-61	11	11	22		
100			ALL TYPES	450	154	604	450	450 100.00
101								
102		FL---DOMESTIC	B-737-100/200	1215		1215		
103			DC-9-80	424		424		
104			ALL TYPES	1639		1639	1653	1635 98.91
105								
106		FT---DOMESTIC	DC-8-63F	82	1	83		
107			B-747	317	2	319		
108			B-747F	467		467		
109			DC-8-41	175	1	176		
110			B-727-100	3		3		
111			ALL TYPES	1044	4	1048	968	916 94.62
112								

TABLE 7
 AIRCRAFT DEPARTURES SCHEDULED AND AIRCRAFT DEPARTURES PERFORMED,
 BY TYPE OF OPERATION, BY AIRCRAFT TYPE, BY COMMUNITY, AND BY CARRIER
 12 MONTHS ENDED DECEMBER 31, 1984

Line No.	Aeron. state or country Community (Airport name)	Carrier and type of operation	Type of aircraft	Total departures performed			Departures scheduled	Schedule of departures completed	
				Scheduled service	Nonscheduled service	All services		Number	Percent of departures scheduled
1	2	3	4	5	6	7	8	9	
1	LOS ANGELES INTERNATIONAL	(CONT.)							
2		FT--INTERNATIONAL	D8C-8-63F		3	3			
3			B8-747	19	2	21			
4			B8-747F	16	3	19			
5			B-747-200		45	45			
6			ALL TYPES	35	53	88	88	28	61.17
7		FT--TOTAL	D8C-8-63F	82	4	86			
8			B8-747	334	4	340			
9			B8-747F	483	3	486			
10			D8C-8-61	175	1	176			
11			B8-727-100	3		3			
12			B8-727-200		45	45			
13			ALL TYPES	1079	57	1136	1036	904	91.11
14		NP--DOMESTIC	B-737-100/200	2501		2501			
15			ALL TYPES	2501		2501	2571	2564	99.72
16		NC--DOMESTIC	DC-9-80	1587	2	1589			
17			DC-9-30	4		4			
18			ALL TYPES	1591	2	1593	1611	1590	98.69
19		NB--DOMESTIC	B-727-100	1		1			
20			B-727-200	837	1	838			
21			DC-10-40	1795		1795			
22			B-747	267		267			
23			B8-747F	164		164			
24			ALL TYPES	3064	1	3065	3090	3059	98.99
25		NB--INTERNATIONAL	B-747	365		365			
26			B8-747F	68	1	69			
27			ALL TYPES	433	1	434	437	432	98.85
28		NB--TOTAL	B-727-100	1		1			
29			B-727-200	837	1	838			
30			DC-10-40	1795		1795			
31			B-747	632		632			
32			B8-747F	232	1	233			
33			ALL TYPES	3457	2	3459	3527	3491	98.97
34		CC--DOMESTIC	B-737-100/200	9649	5	9654			
35			DC-9-80	362	267	629			
36			ALL TYPES	10011	272	10283	10500	9954	94.80
37		PA--DOMESTIC	B-747	987		987			
38			B-747SP	341		341			
39			DC-10-30	14		14			
40			B-727-200	201	6	207			
41			DC-10-10	40		40			
42			L-1011-500 TR	308		308			
43			B-747-200	48		48			
44			B-727-100	39		39			
45			ALL TYPES	1978	6	1984	2016	1977	98.06
46		PA--INTERNATIONAL	B-747	492		492			
47			B-747SP	219		219			
48			B-747-200	150		150			
49			DC-10-10	3		3			
50			DC-10-30	37		37			
51			B-727-200	213	3	216			
52			B-727-100	45		45			
53			ALL TYPES	1159	3	1162	1181	1159	98.13
54		PA--TOTAL	B-747	1479		1479			
55			B-747SP	560		560			
56			DC-10-30	51		51			
57			B-727-200	414	9	423			
58			DC-10-10	43		43			
59			L-1011-500 TR	308		308			
60			B-747-200	158		158			
61			B-727-100	84		84			
62			ALL TYPES	3137	9	3146	3197	3136	98.09
63		PE--DOMESTIC	B-747-200	360		360			
64			ALL TYPES	360		360	363	360	99.17
65		PI--DOMESTIC	B-727-200	560		560			
66			ALL TYPES	560		560	562	560	99.64
67		PS--DOMESTIC	B-727-200	2629	18	2647			
68			DC-9-80	16916	48	16964			
69			DC-9-30	4122	1	4123			
70			BAE-146-2	563		563			
71			BAE-146-1	48		48			
72			ALL TYPES	24278	67	24345	24496	24176	98.69
73		QS--DOMESTIC	EJRD AIRBUS 3	131		131			
74			B-727-200	68		68			
75			DC-8-62	2		2			
76			B-727-100	20		20			
77			ALL TYPES	221		221	222	221	99.54
78		RC--DOMESTIC	DC-9-30	87		87			
79			DC-9-30	39		39			
80			DC-9-10	340		340			
81			B-727-200	3172		3172			
82			DC-9-80	194		194			
83			ALL TYPES	3832		3832	3871	3821	98.70
84		TA--DOMESTIC	B-747	29		29			
85			ALL TYPES	29		29	29	29	100.00
86		TV--DOMESTIC	B-747-200	30		30			
87			DC-8-63	19	20	39			
88			ALL TYPES	49	55	104	46	44	95.05
89		TV--DOMESTIC	B-727-100	377		377			
90			B-727-200	1301	1	1302			
91			L-1011/100/20	3222		3222			
92			B-747	234		234			
93			B-747SP	108		108			
94			B-767-200	1089	3	1092			

TABLE 7
 AIRCRAFT DEPARTURES SCHEDULED AND AIRCRAFT DEPARTURES PERFORMED,
 BY TYPE OF OPERATION, BY AIRCRAFT TYPE, BY COMMUNITY, AND BY CARRIER
 12 MONTHS ENDED DECEMBER 31, 1984

Line No.	Area, state or country (Community (Airport name))	Carrier and type of operation	Type of aircraft	Total departures performed			Scheduled departures completed		
				Scheduled service	Non-scheduled service	All services	Number	Percent of departures scheduled	
1	2	3	4	5	6	7	8	9	
1	LUS ANGELES INTERNATIONAL	TA--DOMESTIC	(CONT.) DC-9-80 ALL TYPES	5 6336		5 6340	6433	6319 98.22	
2		TA--INTERNATIONAL	B-747 ALL TYPES	318 318		318 318	320	318 99.37	
3		TA--TOTAL	B-727-100 B-727-200 L-1011/100/20 B-747 B-747SP B-767-200 DC-9-80 ALL TYPES	377 1301 3222 552 108 1089 5 6654		377 1302 3222 552 108 1092 5 6658	6753	6637 98.28	
4		UA--DOMESTIC	B-737-100/200 B-727-100 B-727-200 DC-10-10 B-747 DC-8-50F DC-8-71 B-767-200 DC-10-30 ALL TYPES	7103 2190 5787 5370 2902 597 1839 1721 80 27589	5 16 49 10 16 1 106 80	7108 2206 5836 5380 2918 598 1945 1721 80 27792	28653	27541 96.11	
5		WA--DOMESTIC	B-737-100/200 B-727-200 DC-10-10 DC-10-30 ALL TYPES	6061 16855 2238 229 25383	2 19 16 229	6063 16874 2254 229 25420	25523	25338 99.27	
6		WA--INTERNATIONAL	B-727-200 DC-10-10 ALL TYPES	1349 732 2081		1349 732 2081	2086	2064 98.94	
7		WA--TOTAL	B-737-100/200 B-727-200 DC-10-10 DC-10-30 ALL TYPES	6061 18204 2970 229 27464	2 19 16 229	6063 18223 2986 229 27501	27609	27402 99.25	
8		WA--DOMESTIC	B-737-100/200 B-727-200 ALL TYPES	3768 1788 5556	1 2	3769 1789 5558	5598	5556 99.24	
9		NC--DOMESTIC	DC-10-30CF DC-10-30 DC-10-10 ALL TYPES	350 924 216 1490		350 924 216 1490	1521	1462 96.12	
10	AIRPORT TOTAL	DOMESTIC	B-727-100 B-727-200 DC-10-10 B-747 B-747F DC-10-30 B-767-200 DC-9-80 B-737-100/200 DC-8-63 DC-8-50 DC-8-62 DC-8-50F A-300B DC-9-30 DC-9-10 L-1011/100/20 DC-8-71 B-757-200 DC-9-30 *FALCON *B-727-100 *DC-8-63 *DC-8-61 *DC-8-63F *B-747 DC-9-50 DC-10-40 B-747SP L-1011-500 TR B-747-200 BAE-146-2 BAE-146-1 EURO AIRBUS 3 *DC-8-50F DC-10-30CF ALL TYPES	3912 41398 16488 5023 1258 2731 3804 19499 30378 352 1 16 2 2 1514 4249 345 7567 2081 481 109 57 276 1 186 82 317 91 1795 449 308 438 563 48 131 597 350 146914	17 135 26 16 1258 1 3 317 14 35 1 16 2 3 106 1 1 2 1 1 2 45 20 1 1 1 3 57 57	3929 41533 16514 5039 1258 2732 3807 15816 30392 387 1 16 2 1514 4272 345 7568 2187 481 110 57 417 1 198 83 319 91 1795 449 308 458 563 48 131 598 350 147769	149310	146364	98.02
11		INTERNATIONAL	*DC-8-63F *B-747 *B-747F B-747-200 B-747 B-747SP DC-10-10 DC-10-30 B-727-200 B-727-100 ALL TYPES	3 19 84 150 1175 219 735 37 1562 45 4026	3 2 4 45 4 3 3 3 3 57	3 21 88 195 1175 219 735 37 1565 45 4083	4092	4001	97.77
12		TOTAL	B-727-100 B-727-200 DC-10-10 B-747 *B-747F DC-10-30 B-747-200 DC-9-80 B-737-100/200 DC-8-63	3957 42940 17223 6198 1342 2768 3804 19499 30378 352	17 138 26 18 4 1 3 317 14 35	3974 43098 17249 6214 1346 2769 3807 19816 30392 387			

TABLE 7
 AIRCRAFT DEPARTURES SCHEDULED AND AIRCRAFT DEPARTURES PERFORMED,
 BY TYPE OF OPERATION, BY AIRCRAFT TYPE, BY COMMUNITY, AND BY CARRIER
 12 MONTHS ENDED DECEMBER 31, 1984

Line No.	Area, state or country Community (Airport name)	Carrier and type of operation	Type of aircraft	Total departures performed			Scheduled departures completed		
				Scheduled service	Nonscheduled service	All services	Number	Percent of departures scheduled	
No.	1	2	3	4	5	6	7	8	9
1	AIRPORT TOTAL	TOTAL	(CONT.)						
2			DC-8-50	1		1			
3			DC-8-62	16		16			
4			DC-8-50F		2	2			
5			A-300B	1514		1514			
6			DC-9-30	4269	3	4272			
7			DC-9-10	345		345			
8			L-1011/100/20	7567	1	7568			
9			DC-8-71	2081	106	2187			
10			B-757-200	481		481			
11			*DC-9-30	109	1	110			
12			*FALCON	57		57			
13			*B-727-100	276	141	417			
14			*DC-8-63		1	1			
15			*DC-8-61	186	12	198			
16			*DC-8-63F	82	4	86			
17			*B-747	336	4	340			
18			B-747-200	588	65	653			
19			DC-9-50	91		91			
20			DC-10-40	1795		1795			
21			B-747SP	668		668			
22			L-1011-500 TR	308		308			
23			BAE-146-2	563		563			
24			BAE-146-1	48		48			
25			EURO AIRBUS 3	131		131			
26			*DC-8-50F	597	1	598			
27			DC-10-30CF	350		350			
28			ALL TYPES	150940	912	151852	153402	150365	98.02
29									
30	(ORANGE COUNTY)	AA--DOMESTIC	DC-9-80	2050		2050			
31			ALL TYPES	2050		2050	2065	2050	99.27
32									
33		FL--DOMESTIC	B-737-100/200	70		70			
34			DC-9-80	1653		1653			
35			ALL TYPES	1723		1723	1760	1723	97.89
36									
37		GC--DOMESTIC	B-737-100/200	272		272			
38			DC-9-80	4163		4163			
39			ALL TYPES	4435		4435	4491	4328	96.37
40									
41		PS--DOMESTIC	DC-9-80	2175		2175			
42			ALL TYPES	2175		2175	2176	2167	99.67
43									
44		RC--DOMESTIC	DC-9-30	198		198			
45			DC-9-10	2		2			
46			DC-9-80	2883		2883			
47			ALL TYPES	3083		3083	3097	3078	99.38
48									
49		NA--DOMESTIC	B-737-100/200	1053		1053			
50			ALL TYPES	1053		1053	1061	1051	99.05
51									
52	AIRPORT TOTAL	DOMESTIC	DC-9-80	12924		12924			
53			B-737-100/200	1395		1395			
54			DC-9-30	198		198			
55			DC-9-10	2		2			
56			ALL TYPES	14519		14519	14648	14397	98.28
57									
58	COMMUNITY TOTAL BY CARRIER	AA--DOMESTIC	B-767-200	273		273			
59			DC-9-80	4453		4453			
60			B-727-100	162		162			
61			B-727-200	1117	4	1121			
62			DC-10-10	6850		6850			
63			DC-10-30	1123	1	1124			
64			B-747	604		604			
65			*B-747F	627		627			
66			ALL TYPES	15209	5	15214	15410	15183	98.52
67									
68		AL--DOMESTIC	B-737-100/200	1		1			
69			B-727-200	1643		1643			
70			ALL TYPES	1644		1644	1650	1644	99.63
71									
72		AS--DOMESTIC	B-737-100/200	172		172			
73			B-727-100	715		715			
74			B-727-200	2216	5	2221			
75			ALL TYPES	3103	5	3108	3164	3097	97.88
76									
77		BN--DOMESTIC	B-727-200	1237	36	1273			
78			ALL TYPES	1237	36	1273	1239	1235	99.67
79									
80		CB--DOMESTIC	B-727-100	204		204			
81			ALL TYPES	204		204	226	204	90.26
82									
83		CL--DOMESTIC	A-300B	91		91			
84			DC-8-50	1		1			
85			DC-8-50F		2	2			
86			DC-8-62	14		14			
87			DC-8-63	333		333			
88			ALL TYPES	439	2	441	470	438	93.19
89									
90		CC--DOMESTIC	DC-9-10	296		296			
91			DC-9-30	717		717			
92			DC-9-80	130		130			
93			B-727-100	86		86			
94			B-727-200	2012		2012			
95			DC-10-10	1774		1774			
96			DC-10-30	361		361			
97			ALL TYPES	5376		5376	5388	5335	99.01
98									
99		DL--DOMESTIC	B-737-100/200		1	1			
100			B-767-200	721		721			
101			DC-9-30		2	2			
102			B-727-200	1638		1638			
103			L-1011/100/20	3362		3362			
104			DC-8-71	242		242			
105			ALL TYPES	3963	3	3966	3979	3955	99.59
106									
107		EA--DOMESTIC	B-737-200	481		481			
108			A-300B	1423		1423			
109			B-727-100	850	1	851			
110			B-727-200	575		575			
111			L-1011/100/20	983	1	984			
112			ALL TYPES	4312	2	4314	4350	4307	99.01

TABLE 7
 AIRCRAFT DEPARTURES SCHEDULED AND AIRCRAFT DEPARTURES PERFORMED,
 BY TYPE OF OPERATION, BY AIRCRAFT TYPE, BY COMMUNITY, AND BY CARRIER
 12 MONTHS ENDED DECEMBER 31, 1984

Line No.	Area, state or country Community (Airport name)	Carrier and type of operation	Type of aircraft	Total departures performed			Scheduled departures completed		
				Scheduled service	Non-scheduled service	All services	Departures scheduled	Number	Percent of departures scheduled
1	2	3	4	5	6	7	8	9	
1	COMMUNITY TOTAL BY CARRIER		(CONT.)						
2		EZ---DOMESTIC	DC-9-30	109	1	110			
3			MFALCON	57		57			
4			B-727-100	273	141	414			
5			DC-8-61	11	11	22			
6			DC-8-63		1	1			
7			ALL TYPES	450	154	604	450	450	100.00
8		FL---DOMESTIC	B-737-100/200	1285		1285			
9			DC-9-80	2077		2077			
10			ALL TYPES	3362		3362	3413	3358	98.38
11		FI---DOMESTIC	B-727-100	3		3			
12			B-747	317	2	319			
13			B-747F	467		467			
14			DC-8-61	178	1	179			
15			DC-8-63F	62	1	63			
16			ALL TYPES	1046	4	1048	948	94	94.62
17		FI---INTERNATIONAL	B-747	19	2	21			
18			B-747-200	14	45	59			
19			B-747F	16	3	19			
20			DC-8-63F	3	3	6			
21			ALL TYPES	35	53	88	68	28	41.17
22		FI---TOTAL	B-727-100	3		3			
23			B-747	336	4	340			
24			B-747-200	483	3	486			
25			DC-8-61	175	1	176			
26			DC-8-63F	82	4	86			
27			ALL TYPES	1079	57	1136	1036	94	91.11
28		HP---DOMESTIC	B-737-100/200	2994		2994			
29			ALL TYPES	2994		2994	2991	2977	99.53
30		MC---DOMESTIC	DC-9-50	4		4			
31			DC-9-80	1587	2	1589			
32			ALL TYPES	1591	2	1593	1611	1590	98.69
33		NA---DOMESTIC	B-727-100	1		1			
34			B-727-200	837	1	838			
35			DC-10-40	1795		1795			
36			B-747	267		267			
37			B-747F	164		164			
38			ALL TYPES	3064	1	3065	3090	3059	98.99
39		NA---INTERNATIONAL	B-747	365		365			
40			B-747F	68	1	69			
41			ALL TYPES	433	1	434	437	432	98.85
42		NA---TOTAL	B-727-100	1		1			
43			B-727-200	837	1	838			
44			DC-10-40	1795		1795			
45			B-747	632		632			
46			B-747F	232	1	233			
47			ALL TYPES	3497	2	3499	3527	3491	98.97
48		OC---DOMESTIC	B-737-100/200	10191	6	10197			
49			DC-9-80	8253	280	8533			
50			ALL TYPES	18484	286	18770	19357	18161	93.82
51		PA---DOMESTIC	B-727-100	39		39			
52			B-727-200	201	6	207			
53			DC-10-10	40		40			
54			DC-10-30	14		14			
55			L-1011-500 TR	308		308			
56			B-747	987		987			
57			B-747-200	48		48			
58			B-747SP	341		341			
59			ALL TYPES	1978	6	1984	2016	1977	98.06
60		PA---INTERNATIONAL	B-727-100	45		45			
61			B-727-200	213	3	216			
62			DC-10-10	3		3			
63			DC-10-30	37		37			
64			B-747	452		452			
65			B-747-200	150		150			
66			B-747SP	219		219			
67			ALL TYPES	1159	3	1162	1181	1159	98.13
68		PA---TOTAL	B-727-100	84		84			
69			B-727-200	414	9	423			
70			DC-10-10	43		43			
71			DC-10-30	51		51			
72			L-1011-500 TR	308		308			
73			B-747	1479		1479			
74			B-747-200	198		198			
75			B-747SP	560		560			
76			ALL TYPES	3137	9	3146	3197	3136	98.09
77		PE---DOMESTIC	B-747-200	360		360			
78			ALL TYPES	360		360	363	360	99.17
79		PI---DOMESTIC	B-727-200	560		560			
80			ALL TYPES	560		560	562	560	99.64
81		PS---DOMESTIC	DC-9-30	4699	1	4700			
82			DC-9-80	27731	50	27781			
83			B-727-200	3480	20	3500			
84			BAE-146-1	1176		1176			
85			BAE-146-2	1324		1324			
86			ALL TYPES	38410	71	38481	38877	38267	98.43
87		QS---DOMESTIC	EURO AIRBUS 3	131		131			
88			B-727-100	20		20			
89			B-727-200	68		68			
90			DC-8-62	2		2			
91			ALL TYPES	221		221	222	221	99.54
92		RC---DOMESTIC	DC-9-10	1948		1948			
93			DC-9-30	1524		1524			

TABLE 7
 AIRCRAFT DEPARTURES SCHEDULED AND AIRCRAFT DEPARTURES PERFORMED,
 BY TYPE OF OPERATION, BY AIRCRAFT TYPE, BY COMMUNITY, AND BY CARRIER
 12 MONTHS ENDED DECEMBER 31, 1984

Line No.	Area, state or country Community (Airport name)	Carrier and type of operation	Type of aircraft	Total departures performed			Departures scheduled	Scheduled departures completed	
				Scheduled service	Nonscheduled service	All services		Number	Percent of departures scheduled
1	2	3	4	5	6	7	8	9	
1	COMMUNITY TOTAL BY CARRIER	RC--DOMESTIC	(COMT.)						
2			DC-9-50	121		121			
3			DC-9-80	3142		3142			
4			B-727-200	3275		3275			
5			ALL TYPES	10010		10010	10100	9985	98.86
6		SI--DOMESTIC	DC-9-80	2151		2151			
7			ALL TYPES	2151		2151	2182	2150	98.53
8		TA--DOMESTIC	B-747	29		29			
9			ALL TYPES	29		29	29	29	100.00
10		TV--DOMESTIC	B-747-200	30	20	50			
11			DC-8-63	19	35	54			
12			ALL TYPES	49	55	104	46	44	95.65
13		TA--DOMESTIC	B-747-200	1089	3	1092			
14			DC-9-80	5		5			
15			B-727-100	377		377			
16			B-727-200	1301	1	1302			
17			L-1011/100/20	3222		3222			
18			B-747	236		234			
19			B-747SP	108		106			
20			ALL TYPES	6336	4	6340	6433	6319	98.22
21		TA--INTERNATIONAL	B-747	318		318			
22			ALL TYPES	318		318	320	318	99.37
23		TA--TOTAL	B-747-200	1089	3	1092			
24			DC-9-80	5		5			
25			B-727-100	377		377			
26			B-727-200	1301	1	1302			
27			L-1011/100/20	3222		3222			
28			B-747	552		552			
29			B-747SP	108		108			
30			ALL TYPES	6654	4	6658	6753	6637	98.28
31		UA--DOMESTIC	B-737-100/200	7237	6	7243			
32			B-747-200	2276		2276			
33			B-727-100	2194	22	2216			
34			B-727-200	5790	60	5850			
35			DC-10-10	5370	10	5380			
36			DC-10-30	20		20			
37			B-747	2902	16	2918			
38			DC-8-50F	597	1	598			
39			DC-8-71	1841	112	1953			
40			ALL TYPES	28287	227	28514	29374	28238	96.13
41		AA--DOMESTIC	B-737-100/200	7436	2	7438			
42			B-727-200	16855	19	16874			
43			DC-10-10	2238	16	2254			
44			DC-10-30	229		229			
45			ALL TYPES	26758	37	26795	26917	26711	99.23
46		BA--INTERNATIONAL	B-727-200	1349		1349			
47			DC-10-10	732		732			
48			ALL TYPES	2081		2081	2086	2064	98.94
49		BA--TOTAL	B-737-100/200	7436	2	7438			
50			B-727-200	18204	19	18223			
51			DC-10-10	2970	16	2986			
52			DC-10-30	229		229			
53			ALL TYPES	28839	37	28876	29003	28775	99.21
54		BR--DOMESTIC	B-737-100/200	3768	1	3769			
55			B-727-200	1788	1	1789			
56			ALL TYPES	5556	2	5558	5598	5586	99.24
57		BC--DOMESTIC	DC-10-10	216		216			
58			DC-10-30	924		924			
59			DC-10-30CF	350		350			
60			ALL TYPES	1490		1490	1521	1462	96.12
61		COMMUNITY TOTAL	DOMESTIC	49569	332	49901			
62			B-727-100	4448	23	4471			
63			B-727-200	44593	153	44746			
64			DC-9-10	2244	3	2247			
65			DC-9-30	6940	3	6943			
66			B-737-100/200	33084	16	33100			
67			BAE-146-2	1324		1324			
68			BAE-146-1	1176		1176			
69			DC-9-30	125		125			
70			DC-8-71	2083	112	2195			
71			B-767-200	4359	3	4362			
72			DC-10-10	14488	26	14514			
73			B-747	5023	16	5039			
74			B-747F	1258	1	1259			
75			DC-10-30	2731		2731			
76			DC-8-63	352	35	387			
77			DC-8-50	1		1			
78			DC-8-62	16		16			
79			DC-8-50F		2	2			
80			A-300B	1514		1514			
81			L-1011/100/20	7567	1	7568			
82			B-757-200	481		481			
83			DC-9-30	109		110			
84			WALCON	37		37			
85			B-727-100	276	141	417			
86			DC-8-63		1	1			
87			DC-8-61	186	12	198			
88			DC-8-53F	82	1	83			
89			B-747	317	2	319			
90			DC-10-40	1795		1795			
91			B-767SP	499		499			
92			L-1011-500 TR	308		308			
93			B-747-200	438	20	458			
94			EURO AIRBUS J	131		131			
95			DC-8-50F	597	1	598			
96			DC-10-30CF	190		190			
97			ALL TYPES	190671	902	191573	193994	189788	97.03
98		INTERNATIONAL	DC-8-63F		3	3			
99				188					

TABLE 7
 AIRCRAFT DEPARTURES SCHEDULED AND AIRCRAFT DEPARTURES PERFORMED,
 BY TYPE OF OPERATION, BY AIRCRAFT TYPE, BY COMMUNITY, AND BY CARRIER
 12 MONTHS ENDED DECEMBER 31, 1984

Line No.	Area, state or country Community (Airport name)	Carrier and type of operation	Type of aircraft	Total departures performed			Departures scheduled	Scheduled departures completed	
				Scheduled service	Non-scheduled service	All services		Number	Percent of departures scheduled
1	2	3	4	5	6	7	8	9	
1	COMMUNITY TOTAL	INTERNATIONAL	(CONT.)						
2			*B-747	19	2	21			
3			*B-747F	84	4	88			
4			B-747-200	150	45	195			
5			B-747	1175		1175			
6			B-747SP	119		219			
7			DC-10-10	735		735			
8			DC-10-30	37		37			
9			B-727-200	1562	3	1565			
10			B-727-100	45		45			
11			ALL TYPES	4026	57	4083	4092	4001	97.77
12		TOTAL	DC-9-80	45569	332	45901			
13			B-727-100	4693	23	4716			
14			B-727-200	46155	156	46311			
15			DC-9-10	2244		2244			
16			DC-9-30	4940	3	4943			
17			B-737-100/200	33084	16	33100			
18			BAE-146-2	1324		1324			
19			BAE-146-1	1176		1176			
20			DC-9-50	125		125			
21			DC-8-71	2083	112	2195			
22			B-767-200	4359	3	4362			
23			DC-10-10	17223	26	17249			
24			B-747	6198	16	6214			
25			*B-747F	1362	4	1366			
26			DC-10-30	2768	1	2769			
27			DC-8-43	352	35	387			
28			DC-8-50	1		1			
29			DC-8-42	16		16			
30			DC-8-50F		2	2			
31			A-300B	1514		1514			
32			L-1011/100/20	7567	1	7568			
33			B-757-200	481		481			
34			*DC-9-30	109	1	110			
35			*FALCON	57		57			
36			*B-727-100	276	141	417			
37			*DC-8-63		1	1			
38			*DC-8-61	186	12	198			
39			*DC-8-43F	82	4	86			
40			*B-747	336	4	340			
41			B-747-200	588	65	653			
42			DL-10-40	1795		1795			
43			B-747SP	448		448			
44			L-1011-500 TR	308		308			
45			EURO AIRBUS 3	131		131			
46			*DC-8-50F	597	1	598			
47			DC-10-30CF	350		350			
48			ALL TYPES	194497	959	195456	198088	193789	97.82
49									
50									
51	ONTARIO/SAN BERNARDI/RIVERSIDE (ONTARIO INTERNATIONAL)	AA--DOMESTIC	B-727-100	293		293			
52			B-727-200	1094	2	1096			
53			B-747	1		1			
54			DC-9-80	920		920			
55			*B-747F	1		1			
56			DC-10-30	1		1			
57			ALL TYPES	2310	2	2312	2346	2308	98.38
58									
59									
60		AS--DOMESTIC	B-727-100	565	1	566			
61			B-737-100/200	13	1	14			
62			ALL TYPES	1760		1760			
63				2338	2	2340	2385	2329	97.65
64									
65		CC--DOMESTIC	DC-10-30	1		1			
66			B-727-200	473		473			
67			B-727-100	89		89			
68			DC-9-30	7		7			
69			DC-9-80	5		5			
70			DC-10-10	1		1			
71			ALL TYPES	576		576	576	560	97.22
72									
73		DL--DOMESTIC	B-727-200	602		602			
74			B-767-200	478		478			
75			ALL TYPES	1080		1080	1083	1080	99.72
76									
77		EA--DOMESTIC	B-727-100	238		238			
78			B-727-200	8		8			
79			B-757-200	833		833			
80			ALL TYPES	1079		1079	1093	1075	98.35
81									
82		E2--DOMESTIC	*B-727-100		177	177			
83			*DC-9-30	1	1	2			
84			*DC-8-63		9	9			
85			*DC-8-73		110	110			
86			*DC-8-61		4	4			
87			*FALCON	1		1			
88			ALL TYPES	1	302	303			
89									
90		F1--DOMESTIC	*DC-8-43F	1		1			
91			ALL TYPES	1		1			
92									
93		HP--DOMESTIC	B-737-100/200	1862		1862			
94			ALL TYPES	1862		1862	1866	1856	99.46
95									
96		JR--DOMESTIC	DC-9-10	765		765			
97			ALL TYPES	765		765	770	762	98.96
98									
99		KC--DOMESTIC	DC-9-80	568		568			
100			ALL TYPES	568		568	591	568	96.10
101									
102		NB--INTERNATIONAL	B-747	1		1			
103			ALL TYPES	1		1			
104									
105		DC--DOMESTIC	B-737-100/200	6307	7	6314			
106			DC-9-80	3		3			
107			ALL TYPES	6310	7	6317	6447	6279	97.39
108									
109		PS--DOMESTIC	B-727-200	64	2	66			
110			DC-9-80	505		505			
111			DC-9-30	435		435			
112			BAE-146-1	250		250			

TABLE 7
 AIRCRAFT DEPARTURES SCHEDULED AND AIRCRAFT DEPARTURES PERFORMED,
 BY TYPE OF OPERATION, BY AIRCRAFT TYPE, BY COMMUNITY, AND BY CARRIER
 12 MONTHS ENDED DECEMBER 31, 1984

Line No.	Area, state or county, Community (Airport name)	Carrier and type of operation	Type of aircraft	Total departures performed			Scheduled departures completed	
				Scheduled service	Non-scheduled service	All services	Number	Percent of departures scheduled
1	2	3	4	5	6	7	8	9
1	ONTARIO INTERNATIONAL	PS--DOMESTIC	(CONT.) BAE-146-2 ALL TYPES	43 1297		43 1299	1400	1295 92.50
2		RC--DOMESTIC	DC-9-10 DC-9-30 DC-9-50 DC-9-80 B-727-200 ALL TYPES	801 1566 74 2 10 2453		801 1573 74 5 12 2463	2479	2441 98.46
3		TB--DOMESTIC	B-727-100 B-727-200 DC-9-80 ALL TYPES	121 158 774 1053		121 158 774 1053	1095	1052 96.07
4		LA--DOMESTIC	B-737-100/200 B-727-100 B-727-200 *DC-8-50F B-747 DC-8-71 ALL TYPES	1140 1000 1540 2 2 2 3606		1140 1005 1567 2 2 6 3722	3762	3679 97.79
5		BA--DOMESTIC	B-737-100/200 B-727-200 ALL TYPES	849 11 880		871 12 883	876	873 99.65
6		NC--DOMESTIC	DC-10-10 ALL TYPES	1 1		1 1		
7	COMMUNITY TOTAL	DOMESTIC	B-727-100 B-727-200 B-747 DC-9-80 *B-747F DC-10-30 B-737-100/200 DC-9-30 DC-10-10 B-767-200 B-757-200 *B-727-100 *DC-9-30 *DC-8-63 *DC-8-73 *DC-8-61 *FALGCH *DC-8-63F DC-9-10 BAE-146-1 BAE-146-2 DC-9-50 *DC-8-50F DC-8-71 ALL TYPES	2306 5720 3 2777 1 2 10191 2008 2 478 833 177 1 9 110 4 1 1 1566 250 43 74 2 2 26260	6 34 3 1 2 10 7 2 478 833 177 2 9 110 4 1 1 1566 250 43 74 6 4 26624	2312 5754 3 2778 1 2 10201 2015 2 478 833 177 2 9 110 4 1 1 1566 250 43 74 6 4 26769	26157	97.71
8		INTERNATIONAL	B-747 ALL TYPES	1 1		1 1		
9		TOTAL	B-727-100 B-727-200 B-747 DC-9-80 *B-747F DC-10-30 B-737-100/200 DC-9-30 DC-10-10 B-767-200 B-757-200 *B-727-100 *DC-9-30 *DC-8-63 *DC-8-73 *DC-8-61 *FALGCH *DC-8-63F DC-9-10 BAE-146-1 BAE-146-2 DC-9-50 *DC-8-50F DC-8-71 ALL TYPES	2306 5720 4 2777 1 2 10191 2008 2 478 833 177 1 9 110 4 1 1 1566 250 43 74 2 2 26261	6 34 4 1 1 10 7 2 478 833 177 2 9 110 4 1 1 1566 250 43 74 6 4 26625	2312 5754 4 2778 1 2 10201 2015 2 478 833 177 2 9 110 4 1 1 1566 250 43 74 6 4 26769	26157	97.71
10	RED BLUFF/REDDING (REDDING MUNI)	FL--DOMESTIC	B-737-100/200 ALL TYPES	151 151		151 151	158	151 95.56
11		LA--DOMESTIC	B-727-100 B-737-100/200 B-727-200 ALL TYPES	2 1369 1 1372		2 1369 1 1372	1400	1367 97.64
12	COMMUNITY TOTAL	DOMESTIC	B-737-100/200 B-727-100 B-727-200 ALL TYPES	1520 2 1 1523		1520 2 1 1523	1558	1518 97.43
13	SACRAMENTO (SACRAMENTO METROPOLITAN)	AA--DOMESTIC	B-727-100 B-727-200 DC-10-10 DC-9-80 ALL TYPES	728 1383 1 187 2299		728 1383 1 187 2299	2315	2298 99.26
14		BA--DOMESTIC	B-727-200 ALL TYPES	1 1		1 1		
15		FL--DOMESTIC	B-737-100/200 DC-9-80	1252 65		1252 65		

TABLE 7
AIRCRAFT DEPARTURES SCHEDULED AND AIRCRAFT DEPARTURES PERFORMED,
BY TYPE OF OPERATION, BY AIRCRAFT TYPE, BY COMMUNITY, AND BY CARRIER
12 MONTHS ENDED DECEMBER 31, 1964

Line No.	Area, state or country Community (Airport name)	Carrier and type of operation	Type of aircraft	Total departures performed			Departures scheduled	Scheduled departures completed		
				Scheduled service	Non-scheduled service	All services		Number	Percent of departures scheduled	
1	2	3	4	5	6	7	8	9		
1	SACRAMENTO METROPOLITAN	FL--DOMESTIC	(CONT.)							
2			ALL TYPES	1317		1317	1367	1315	96.19	
3		NB--DOMESTIC	B-727-200	1		1				
4			ALL TYPES	1		1				
5										
6			CC--DOMESTIC	B-737-100/200	3045	2	3047			
7				DC-9-30	1045		1045			
8				ALL TYPES	4090	2	4092	4220	4061	96.23
9			FA--INTERNATIONAL	B-747	1		1			
10				B-747SP	2		2			
11				ALL TYPES	3		3			
12			PS--DOMESTIC	B-727-200	614	2	616			
13				DC-9-80	2903		2903			
14				DC-9-30	304		304			
15				BAE-144-1	58		58			
16				BAE-144-2	9		9			
17				ALL TYPES	3880	2	3890	3914	3873	98.95
18			RC--DOMESTIC	DC-9-10	701		701			
19				B-727-200	773		773			
20				DC-9-30	156		156			
21				DC-9-50	2	1	3			
22				ALL TYPES	1632	1	1633	1654	1622	98.06
23			UA--DOMESTIC	B-737-100/200	953		953			
24				B-727-100	693	2	695			
25				B-727-200	1256	6	1262			
26				B-747	3		3			
27				DC-10-10	9		9			
28				DC-8-71	570	4	574			
29				B-747-200	149		149			
30				ALL TYPES	3633	12	3645	3721	3594	96.56
31			WA--DOMESTIC	B-737-100/200	1118		1118			
32				B-727-200	1648		1648			
33				DC-10-10	1		1			
34				ALL TYPES	2767		2767	2810	2777	98.82
35			COMMUNITY TOTAL	DOMESTIC	B-727-100	1421	2	1423		
36				B-727-200	5696	8	5704			
37				DC-10-10	11		11			
38				DC-9-80	4200		4200			
39				B-737-100/200	6368	2	6370			
40				DC-9-30	460		460			
41				BAE-144-1	58		58			
42				BAE-144-2	9		9			
43				DC-9-10	701		701			
44				DC-9-50	2	1	3			
45				B-747	3		3			
46				DC-8-71	570	4	574			
47				B-747-200	149		149			
48				ALL TYPES	19648	17	19665	20001	19540	97.69
49				INTERNATIONAL	B-747	1	1			
50			B-747SP	2		2				
51			ALL TYPES	3		3				
52			TOTAL	B-727-100	1421	2	1423			
53			B-727-200	5696	8	5704				
54			DC-10-10	11		11				
55			DC-9-80	4200		4200				
56			B-737-100/200	6368	2	6370				
57			B-747	4		4				
58			B-747SP	2		2				
59			DC-9-30	460		460				
60			BAE-144-1	58		58				
61			BAE-144-2	9		9				
62			DC-9-10	701		701				
63			DC-9-50	2	1	3				
64			DC-8-71	570	4	574				
65			B-747-200	149		149				
66			ALL TYPES	19651	17	19668	20001	19540	97.69	
67		SAN INAS/MONTEREY (PENINSULA)	UA--DOMESTIC	B-737-100/200	1644		1644			
68			B-727-100	508		508				
69			B-727-200	750		750				
70			ALL TYPES	2902		2902	2954	2892	97.83	
71		WA--DOMESTIC	B-737-100/200	176		176				
72			ALL TYPES	176		176	182	174	96.70	
73		COMMUNITY TOTAL	DOMESTIC	B-737-100/200	1820		1820			
74			B-727-100	508		508				
75			B-727-200	750		750				
76			ALL TYPES	3078		3078	3138	3068	97.76	
77		SAN DIEGO (SAN DIEGO INTL-LINDBERGH FLD)	AA--DOMESTIC	B-727-100	24		24			
78			B-727-200	2596	1	2597				
79			DC-10-10	587		587				
80			B-747-200	837		837				
81			ALL TYPES	4044	1	4045	4088	4063	99.65	
82		AL--DOMESTIC	B-727-200	698		698				
83			ALL TYPES	698		698	704	698	99.14	
84		CC--DOMESTIC	B-727-200	1209		1209				
85			B-727-100	99		99				
86			DC-9-30	244		244				
87			DC-9-10	2		2				
88			DC-9-80	84		84				
89			ALL TYPES	1638		1638	1644	1637	99.65	
90		DL--DOMESTIC	L-1811/180/20	304		304				
91			B-727-200	1788		1788				
92			DC-8-71	1		1				
93			B-747-200	60		60				
94			ALL TYPES	2153		2153	2162	2152	99.93	

TABLE 7
 AIRCRAFT DEPARTURES SCHEDULED AND AIRCRAFT DEPARTURES PERFORMED,
 BY TYPE OF OPERATION, BY AIRCRAFT TYPE, BY COMMUNITY, AND BY CARRIER
 12 MONTHS ENDED DECEMBER 31, 1984

Line No.	Area, state or country Community (Airport name)	Carrier and type of operation	Type of aircraft	Total departures performed			Departures scheduled	Scheduled departures completed	
				Sched-uled service	Non-scheduled service	All services		Number	Percent of departures scheduled
1	2	3	4	5	6	7	8	9	
1	SAN DIEGO INTL-LINDBERGH FLD	(GGNT.)							
2		EA--DOMESTIC	B-727-200	275		275			
3			B-727-100	1003	2	1005			
4			B-757-200	476	1	477			
5			ALL TYPES	1754	3	1757	1772	1751	98.82
6			FL--DOMESTIC	B-737-100/200	1223		1223		
7			DC-9-80	75		75			
8			ALL TYPES	1298		1298	1318	1298	98.48
9			HP--DOMESTIC	B-737-100/200	1617		1617		
10			ALL TYPES	1617		1617	1613	1607	99.62
11			MB--DOMESTIC	B-727-100	3		3		
12			B-727-200	687		687			
13			DC-10-40	408		408			
14			ALL TYPES	1098		1098	1108	1098	99.09
15			DZ--DOMESTIC	DC-9-30	356	6	362		
16			DC-9-40	10	1	11			
17			ALL TYPES	366	7	373	366	364	99.45
18			PS--DOMESTIC	B-727-200	2179	14	2193		
19			DC-9-80	7857	6	7863			
20			DC-9-30	339		339			
21			BAE-146-2	18		18			
22			BAE-146-1	5		5			
23			ALL TYPES	10398	20	10418	10360	10295	99.37
24			QS--DOMESTIC	B-727-100	142		142		
25			B-727-200	180		180			
26			EURO AIRBUS 3	1		1			
27			DC-8-62	38		38			
28			ALL TYPES	361		361	362	361	99.72
29			RC--DOMESTIC	DC-9-50	24		24		
30			DC-9-30	1245		1245			
31			B-727-200	845		845			
32			DC-9-10	7	1	8			
33			DC-9-80	213		213			
34			ALL TYPES	2354	1	2355	2378	2348	98.73
35			7B--DOMESTIC	B-727-200	597	1	598		
36			B-727-100	354		354			
37			B-767-200	228		228			
38			DC-9-80	78		78			
39			L-1011/100/20	313		313			
40			ALL TYPES	1570	1	1571	1587	1568	98.80
41			LA--DOMESTIC	B-737-100/200	355		355		
42			B-727-100	216	6	222			
43			B-727-200	3484	26	3510			
44			DC-10-10	60	1	61			
45			DC-8-71	789	18	807			
46			B-767-200	399		399			
47			B-747	358	3	361			
48			ALL TYPES	5661	54	5715	5751	5656	98.34
49			BA--DOMESTIC	B-737-100/200	91		91		
50			B-727-200	2766	1	2767			
51			DC-10-10	1		1			
52			ALL TYPES	2858	1	2859	2860	2854	99.79
53			BA--DOMESTIC	B-737-100/200	7131		7131		
54			B-727-200	90		90			
55			ALL TYPES	7221		7221	7263	7221	99.42
56		COMMUNITY TOTAL	DOMESTIC	B-727-100	1841	8	1849		
57			B-727-200	17394	43	17437			
58			DC-10-10	648	1	649			
59			B-767-200	1524		1524			
60			DC-9-30	2224	6	2230			
61			DC-9-10	9	1	10			
62			DC-9-80	8307	6	8313			
63			L-1011/100/20	617		617			
64			DC-8-71	790	18	808			
65			B-757-200	476	1	477			
66			B-737-100/200	10417		10417			
67			DC-10-40	408		408			
68		DC-9-40	10	1	11				
69		BAE-146-2	18		18				
70		BAE-146-1	5		5				
71		EURO AIRBUS 3	1		1				
72		DC-8-62	38		38				
73		DC-9-50	24		24				
74		B-747	358	3	361				
75		ALL TYPES	45109	88	45197	45335	44971	99.19	
76	SAN FRANCISCO/OAKLAND (OAKLAND METROPOLITAN INTL)	AA--DOMESTIC	B-727-100	289		289			
77			B-727-200	983		983			
78			DC-9-80	541		541			
79			DC-10-10	1		1			
80			ALL TYPES	1814		1814	1830	1807	98.74
81			AS--DOMESTIC	B-727-100	953		953		
82			B-727-200	1806	3	1809			
83			B-737-100/200	14		14			
84			ALL TYPES	2773	3	2776	2812	2754	97.93
85			EA--DOMESTIC	B-727-100	2		2		
86			B-727-200	2		2			
87			ALL TYPES	4		4			
88			LZ--DOMESTIC	B-727-100	2	212	214		
89			DC-8-61		4	4			
90			DC-9-30	2		2			
91			DC-8-61		1	1			
92			ALL TYPES	4	217	221	2	2	100.00
93			FL--DOMESTIC	B-737-100/200	1432		1432		
94			ALL TYPES	1432		1432	1471	1444	98.16

TABLE 7
 AIRCRAFT DEPARTURES SCHEDULED AND AIRCRAFT DEPARTURES PERFORMED,
 BY TYPE OF OPERATION, BY AIRCRAFT TYPE, BY COMMUNITY, AND BY CARRIER
 12 MONTHS ENDED DECEMBER 31, 1984

Line No.	Area, state or country Community (Airport name)	Carrier and type of operation	Type of aircraft	Total departures performed			Scheduled departures completed	
				Scheduled service	Non-scheduled service	All services	Number	Percent of departures included
	1	2	3	4	5	6	7	8
1	OAKLAND METROPOLITAN INTL	(COKL-)						
2		FT--DOMESTIC	*DC-8-61	1		1		
3			*B-747	1		1		
4			ALL TYPES	2		2		
5		HP--DOMESTIC	B-737-100/200	398		398		
6			ALL TYPES	398		398	390	98.97
7								
8								
9		JK--DOMESTIC	DC-9-10	650		650		
10			ALL TYPES	650		650	650	98.63
11								
12		NA--DOMESTIC	DC-10-40	1		1		
13			*B-747F	1		1		
14			ALL TYPES	2		2		
15								
16		CC--DOMESTIC	B-737-100/200	4432	1	4433		
17			DC-9-80	2968	1	2969		
18			ALL TYPES	7400	2	7402	7647	7254 98.86
19								
20		FA--DOMESTIC	B-727-200	3		3		
21			B-747SP	3		3		
22			ALL TYPES	6		6		
23								
24		PE--DOMESTIC	B-747-200	94		94		
25			ALL TYPES	94		94	94	100.00
26								
27		P5--DOMESTIC	B-727-200	446	1	447		
28			DC-9-80	3541		3541		
29			DC-9-30	746		746		
30			BAE-146-2	329		329		
31			BAE-146-1	449		449		
32			ALL TYPES	5511	1	5512	5621	5504 97.91
33								
34		RC--DOMESTIC	B-727-200	3		3		
35			DC-9-30	1026	1	1027		
36			DC-9-10	1036		1036		
37			DC-9-50	88		88		
38			DC-9-80	2	2	4		
39			ALL TYPES	2155	3	2158	2175	2116 97.28
40								
41		SI--DOMESTIC	DC-9-80	578		578		
42			ALL TYPES	578		578	588	578 98.29
43								
44		TA--DOMESTIC	B-727-100	131		131		
45			B-727-200	52		52		
46			L-1011/100/20	2		2		
47			DC-9-80	301		301		
48			ALL TYPES	486		486	505	484 95.84
49								
50		UA--DOMESTIC	B-737-100/200	6	2	8		
51			B-727-100	1369	15	1384		
52			B-727-200	611	29	640		
53			DC-10-10	2	2	4		
54			*DC-8-50F	1		1		
55			DC-8-71	4	22	26		
56			B-747	3		3		
57			ALL TYPES	1996	70	2066	2019	1949 96.53
58								
59		WA--DOMESTIC	B-737-100/200	630		630		
60			B-727-200	307	2	309		
61			ALL TYPES	937	2	939	936	928 99.14
62								
63		WC--DOMESTIC	B-737-200C	1692		1692		
64			B-727-200	91		91		
65			B-727-100	242		242		
66			ALL TYPES	2025		2025	2055	1949 96.84
67								
68		WC--DOMESTIC	DC-10-30CF	380		380		
69			DC-10-30	1035		1035		
70			DC-10-10	366		366		
71			ALL TYPES	1781		1781	1763	1716 97.33
72								
73	AIRPORT TOTAL	DOMESTIC	B-727-100	2986	15	3001		
74			B-727-200	4304	35	4339		
75			DC-9-80	7931	3	7934		
76			DC-10-10	369	2	371		
77			B-737-100/200	6932	3	6935		
78			*B-727-100	2	212	214		
79			*DC-8-63	3		4		
80			*DC-9-30	2		2		
81			*DC-8-61	1	1	2		
82			*B-747	1		1		
83			DC-9-10	1686		1686		
84			DC-10-40	1		1		
85			*B-747F	1		1		
86			B-747SP	3		3		
87			B-747-200	94		94		
88			DC-9-30	1772	1	1773		
89			BAE-146-2	329		329		
90			BAE-146-1	449		449		
91			DC-9-50	88		88		
92			L-1011/100/20	2		2		
93			*DC-8-50F	1		1		
94			DC-8-71	4	22	26		
95			B-747	3		3		
96			B-737-200C	1692		1692		
97			DC-10-30CF	380		380		
98			DC-10-30	1035		1035		
99			ALL TYPES	30068	298	30366	30567	29615 96.86
100								
101	(SAN FRANCISCO INTL)	AA--DOMESTIC	B-727-100	17		17		
102			B-727-200	1912		1912		
103			DC-10-10	2596		2596		
104			*B-747F	294		294		
105			B-747-200	1141		1141		
106			DC-9-80	1		1		
107			DC-10-30	1		1		
108			ALL TYPES	5942		5942	6004	5950 99.10
109								
110		AL--DOMESTIC	B-727-200	1065		1065		
111			ALL TYPES	1065		1065	1064	1064 99.81
112								

TABLE 7
 AIRCRAFT DEPARTURES SCHEDULED AND AIRCRAFT DEPARTURES PERFORMED,
 BY TYPE OF OPERATION, BY AIRCRAFT TYPE, BY COMMUNITY, AND BY CARRIER
 12 MONTHS ENDED DECEMBER 31, 1984

Line No.	Area, state or country Community (Airport name)	Carrier and type of operation	Type of aircraft	Total departures performed			Scheduled departures performed		
				Scheduled service	Nonscheduled service	All services	Number	Percent of departures scheduled	Number
1	2	3	4	5	6	7	8	9	
1	SAN FRANCISCO INTL	(CONT.)							
2		AS--DOMESTIC	B-727-100	368		368			
3			B-727-200	1904	1	1905			
4			B-737-100/200	3		3			
5			ALL TYPES	2275	1	2276	2292	2266 98.86	
6		BA--DOMESTIC	B-727-200	1107	5	1112			
7			ALL TYPES	1107	5	1112	1107	1104 99.72	
8		CC--DOMESTIC	B-727-200	2450		2450			
9			B-727-100	121		121			
10			DC-10-10	255		255			
11			DC-10-30	150		150			
12			DC-9-30	1		1			
13			DC-9-80	106		106			
14			DC-9-10	1		1			
15			ALL TYPES	3084		3084	3113	3082 99.00	
16		DL--DOMESTIC	L-1011/100/20	2115		2115			
17			B-727-200	1510	1	1511			
18			B-767-200	150		150			
19			DC-9-30	1	1	1			
20			ALL TYPES	3775	2	3777	3778	3770 99.78	
21		EA--DOMESTIC	L-1011/100/20	168		168			
22			A-300B	1255		1255			
23			B-727-100	876	2	878			
24			B-727-200	517		517			
25			B-757-200	171		171			
26			EURO AIRBUS 3	1	1	1			
27			ALL TYPES	2987	3	2990	3009	2985 99.20	
28		EZ--DOMESTIC	*DC-9-30	237		237			
29			*B-727-100	334	186	520			
30			*DC-8-63	4	4	8			
31			*DC-8-61	6	6	12			
32			ALL TYPES	577	196	773	577	577 100.00	
33		FN--DOMESTIC	B-727-100	1094		1094			
34			ALL TYPES	1094		1094	1100	1094 99.45	
35		FJ--DOMESTIC	*DC-8-63F	105		105			
36			*B-747	400		400			
37			*B-747F	473		473			
38			*DC-8-61	216		216			
39			*B-727-100	1	1	1			
40			ALL TYPES	1194	1	1195	1116	1049 93.99	
41		FI--INTERNATIONAL	*B-747	31	1	32			
42			*B-747F	34	2	36			
43			ALL TYPES	65	3	68	56	43 76.78	
44		FI--TOTAL	*DC-8-63F	105		105			
45			*B-747	431	1	432			
46			*B-747F	507	2	509			
47			*DC-8-61	216		216			
48			*B-727-100	1	1	1			
49			ALL TYPES	1259	4	1263	1172	1092 93.17	
50		HP--DOMESTIC	B-737-100/200	400		400			
51			ALL TYPES	400		400	408	400 98.03	
52		NB--DOMESTIC	B-727-200	1329	1	1330			
53			DC-10-40	675		675			
54			B-747	379		379			
55			*B-747F	230		230			
56			B-727-100	1		1			
57			ALL TYPES	2614	1	2615	2644	2601 98.37	
58		NB--INTERNATIONAL	*B-747F	136		136			
59			B-747	193		193			
60			ALL TYPES	329		329	330	327 99.09	
61		NB--TOTAL	B-727-200	1329	1	1330			
62			DC-10-40	675		675			
63			B-747	572		572			
64			*B-747F	366		366			
65			B-727-100	1		1			
66			ALL TYPES	2943	1	2944	2974	2928 98.45	
67		LC--DOMESTIC	B-737-100/200	828	4	832			
68			DC-9-80	386	22	3918			
69			ALL TYPES	12124	26	12150	12600	11949 94.83	
70		PA--DOMESTIC	B-747	704	1	705			
71			B-747SP	546		546			
72			B-727-200	1090	3	1093			
73			L-1011-500 TR	125		125			
74			B-747-200	117		117			
75			B-727-100	20		20			
76			DC-10-10	1		1			
77			A-300B	25		25			
78			ALL TYPES	2628	4	2632	2643	2624 99.28	
79		PA--INTERNATIONAL	B-747	545		545			
80			B-747SP	385		385			
81			B-747-200	129		129			
82			L-1011-500 TR	1		1			
83			ALL TYPES	1060		1060	1054	1051 99.71	
84		PA--TOTAL	B-747	1249	1	1250			
85			B-747SP	931		931			
86			B-727-200	1090	3	1093			
87			L-1011-500 TR	126		126			
88			B-747-200	246		246			
89			B-727-100	20		20			
90			DC-10-10	1		1			
91			A-300B	25		25			
92			ALL TYPES	3688	4	3692	3697	3675 99.40	
93		PI--DOMESTIC	B-727-200	117		117			
94			ALL TYPES	117		117	118	117 99.15	

TABLE 7
 AIRCRAFT DEPARTURES SCHEDULED AND AIRCRAFT DEPARTURES PERFORMED,
 BY TYPE OF OPERATION, BY AIRCRAFT TYPE, BY COMMUNITY, AND BY CARRIER
 12 MONTHS ENDED DECEMBER 31, 1984

Line No.	Area, state or country Community (Airport name)	Carrier and type of operation	Type of aircraft	Total departures performed			Departures scheduled	Scheduled departures completed	
				Scheduled service	Non-scheduled service	All services		Number	Percent of departures scheduled
1	2	3	4	5	6	7	8	9	
1	SAN FRANCISCO INTL	(CONT.)							
2		PS--DOMESTIC	B-727-200	1842	4	1846			
3			DC-9-80	17281	28	17309			
4			DC-9-30	2328		2328			
5			BAE-146-2	266		266			
6			BAE-146-1	355		355			
7			ALL TYPES	22072	32	22104	22371	21957	98.14
8		QX--DOMESTIC	DC-9-30	2		2			
9			F-27 SERIES	161		161			
10			SWEAR-METRO	2		2			
11			ALL TYPES	165		165	170	165	97.05
12		RC--DOMESTIC	DC-9-10	798		798			
13			DC-9-30	2100		2100			
14			B-727-200	1692	1	1693			
15			DC-9-50	17		17			
16			DC-9-80		1	1			
17			ALL TYPES	4607	2	4609	4650	4589	98.68
18		TA--DOMESTIC	B-727-100	16		16			
19			B-727-200	946		946			
20			L-1011/100/20	2625		2625			
21			B-767-200	710		710			
22			B-747	1		1			
23			B-747SP	2		2			
24			DC-9-80	3		3			
25			ALL TYPES	4503		4503	4586	4499	98.10
26		UA--DOMESTIC	B-737-100/200	18691	6	18697			
27			B-727-100	3964	22	3986			
28			B-727-200	12709	60	12769			
29			DC-10-10	4568	11	4579			
30			B-747	1389	4	1393			
31			*DC-8-50F	380	1	381			
32			DC-8-71	2126	199	2325			
33			B-767-200	1365		1365			
34			DC-10-30	22		22			
35			ALL TYPES	45214	303	45517	46479	45130	97.09
36		NA--DOMESTIC	B-737-100/200	756		756			
37			B-727-200	4120		4120			
38			DC-10-10	1644		1644			
39			DC-10-30	1		1			
40			ALL TYPES	6581		6581	6632	6565	98.98
41		NA--DOMESTIC	B-737-100/200	2247		2247			
42			B-727-200	1		1			
43			ALL TYPES	2248		2248	2279	2248	98.63
44	AIRPORT TOTAL	DOMESTIC	B-727-100	6477	24	6501			
45			B-727-200	34311	76	34387			
46			DC-10-10	9084	11	9095			
47			*B-747F	997		997			
48			B-767-200	3366		3366			
49			DC-9-80	21287	51	21338			
50			DC-10-30	174		174			
51			B-737-100/200	30365	10	30375			
52			DC-9-30	4431	1	4432			
53			DC-9-10	799		799			
54			L-1011/100/20	5108		5108			
55			A-300B	1280		1280			
56			B-757-200	171		171			
57			EURO AIRBUS 3		1	1			
58			*DC-9-30	237		237			
59			*B-727-100	334	187	521			
60			*DC-8-63	4		4			
61			*DC-8-61	222	6	228			
62			*DC-8-63F	105		105			
63			*B-747	400		400			
64			DC-10-40	675		675			
65			B-747	2473	5	2478			
66			B-747SP	548		548			
67			L-1011-500 TR	125		125			
68			B-747-200	117		117			
69			BAE-146-2	266		266			
70			BAE-146-1	355		355			
71			F-27 SERIES	161		161			
72			SWEAR-METRO	2		2			
73			DC-9-50	17		17			
74			*DC-8-50F	380	1	381			
75			DC-8-71	2126	199	2325			
76			ALL TYPES	126393	576	126969	128742	125785	97.70
77		INTERNATIONAL	*B-747	31	1	32			
78			*B-747F	170	2	172			
79			B-747	738		738			
80			B-747SP	365		365			
81			B-747-200	129		129			
82			L-1011-500 TR	1		1			
83			ALL TYPES	1454	3	1457	1440	1421	98.68
84		TOTAL	B-727-100	6477	24	6501			
85			B-727-200	34311	76	34387			
86			DC-10-10	9084	11	9095			
87			*B-747F	1167	2	1169			
88			B-767-200	3366		3366			
89			DC-9-80	21287	51	21338			
90			DC-10-30	174		174			
91			B-737-100/200	30365	10	30375			
92			DC-9-30	4431	1	4432			
93			DC-9-10	799		799			
94			L-1011/100/20	5108		5108			
95			A-300B	1280		1280			
96			B-757-200	171		171			
97			EURO AIRBUS 3		1	1			
98			*DC-9-30	237		237			
99			*B-727-100	334	187	521			
100			*DC-8-63	4		4			
101			*DC-8-61	222	6	228			
102			*DC-8-63F	105		105			
103			*B-747	431	1	432			

TABLE 7
 AIRCRAFT DEPARTURES SCHEDULED AND AIRCRAFT DEPARTURES PERFORMED,
 BY TYPE OF OPERATION, BY AIRCRAFT TYPE, BY COMMUNITY, AND BY CARRIER
 12 MONTHS ENDED DECEMBER 31, 1984

Line No.	Area, state or country Community (Airport name)	Carrier and type of operation	Type of aircraft	Total departures performed			Departures scheduled	Schedule of departures completed	
				Scheduled service	Non-scheduled service	All services		Number	Percent of departures scheduled
1	2	3	4	5	6	7	8	9	
1	AIRPORT TOTAL	TOTAL	ICONT-J						
2			DC-10-40	675		675			
3			B-747	3211	5	3216			
4			B-747SP	933		933			
5			L-1011-500 TR	126		126			
6			B-767-200	246		246			
7			BAE-146-2	266		266			
8			BAE-146-1	355		355			
9			F-27 SERIES	161		161			
10			SMEAR-METRO	2		2			
11			DC-9-50	17		17			
12			*DC-8-50F	380	1	381			
13			DC-8-71	2126	199	2325			
14			ALL TYPES	127647	579	128226	130182	127206	97.71
15	COMMUNITY TOTAL BY CARRIER	AA---DOMESTIC	B-767-200	1141		1141			
16			DC-9-80	542		542			
17			B-727-100	306		306			
18			B-727-200	2855		2855			
19			DC-10-10	2597		2597			
20			DC-10-30	1		1			
21			*B-747F	294		294			
22			ALL TYPES	7776		7776	7834	7757	99.01
23		AL---DOMESTIC	B-727-200	1065		1065			
24			ALL TYPES	1065		1065	1066	1064	99.81
25		AS---DOMESTIC	B-737-100/200	17		17			
26			B-727-100	1321		1321			
27			B-727-200	3710	4	3714			
28			ALL TYPES	5048	4	5052	5104	5020	98.35
29		BA---DOMESTIC	B-727-200	1107	5	1112			
30			ALL TYPES	1107	5	1112	1107	1104	99.72
31		CC---DOMESTIC	DC-9-10	1		1			
32			DC-9-30	1		1			
33			DC-9-80	106		106			
34			B-727-100	121		121			
35			B-727-200	2450		2450			
36			DC-10-10	255		255			
37			DC-10-30	150		150			
38			ALL TYPES	3084		3084	3113	3082	99.00
39		DL---DOMESTIC	B-767-200	150		150			
40			DC-9-30	1	1	2			
41			B-727-200	1510	1	1511			
42			L-1011/100/20	2115		2115			
43			ALL TYPES	3775	2	3777	3778	3770	99.78
44		EA---DOMESTIC	B-757-200	171		171			
45			A-300B	1255		1255			
46			EURO AIRBUS 3	1	1	2			
47			B-727-100	678	2	680			
48			B-727-200	519		519			
49			L-1011/100/20	168		168			
50			ALL TYPES	2991	3	2994	3009	2985	99.20
51		EZ---DOMESTIC	*DC-9-30	239		239			
52			*B-727-100	336	398	734			
53			*DC-8-61	6	7	13			
54			*DC-8-63	8	8	16			
55			ALL TYPES	581	413	994	579	579	100.00
56		FH---DOMESTIC	B-727-100	1094		1094			
57			ALL TYPES	1094		1094	1100	1094	99.45
58		FL---DOMESTIC	B-737-100/200	1452		1452			
59			ALL TYPES	1452		1452	1471	1444	98.16
60		FT---DOMESTIC	*B-727-100		1	1			
61			*B-747F	401		401			
62			*DC-8-61	217		217			
63			*DC-8-63F	105		105			
64			ALL TYPES	1196	1	1197	1116	1049	93.99
65		FI---INTERNATIONAL	*B-747	31	1	32			
66			*B-747F	34	2	36			
67			ALL TYPES	65	3	68	56	43	76.78
68		FI---TOTAL	*B-727-100		1	1			
69			*B-747	432	1	433			
70			*B-747F	507	2	509			
71			*DC-8-61	217		217			
72			*DC-8-63F	105		105			
73			ALL TYPES	1261	4	1265	1172	1092	93.17
74		IF---DOMESTIC	B-737-100/200	798		798			
75			ALL TYPES	798		798	798	786	98.49
76		JR---DOMESTIC	DC-9-10	650		650			
77			ALL TYPES	650		650	659	650	98.63
78		NB---DOMESTIC	B-727-100	1		1			
79			B-727-200	1329	1	1330			
80			DC-10-40	676		676			
81			B-747	379		379			
82			*B-747F	231		231			
83			ALL TYPES	2616	1	2617	2644	2601	98.37
84		NB---INTERNATIONAL	B-747	193		193			
85			*B-747F	136		136			
86			ALL TYPES	329		329	330	327	99.09
87		NB---TOTAL	B-727-100	1		1			
88			B-727-200	1329	1	1330			
89			DC-10-40	676		676			
90			B-747	379		379			
91			*B-747F	231		231			
92			ALL TYPES	2945	1	2946	2974	2928	98.45

TABLE 7
 AIRCRAFT DEPARTURES SCHEDULED AND AIRCRAFT DEPARTURES PERFORMED,
 BY TYPE OF OPERATION, BY AIRCRAFT TYPE, BY COMMUNITY, AND BY CARRIER
 12 MONTHS ENDED DECEMBER 31, 1984

Line No.	Area, state or country Community (Airport name)	Carrier and type of operation	Type of aircraft	Total departures performed			Scheduled departures completed		
				Scheduled service	Nonscheduled service	All services	Number	Percent of departures scheduled	
1	COMMUNITY TOTAL BY CARRIER	(CONT.)							
2		CC---DOMESTIC	B-737-100/200	12660	5	12665			
3			DC-9-80	6864	23	6887			
4			ALL TYPES	19524	28	19552	20247	19203	94.84
5		PA---DOMESTIC	A-300B	25		25			
6			B-727-100	20		20			
7			B-727-200	1093	3	1096			
8			DC-10-10	1		1			
9			L-1011-500 TR	125		125			
10			B-747	704	1	705			
11			B-747-200	117		117			
12			B-747SP	549		549			
13			ALL TYPES	2634	4	2638	2643	2624	99.28
14		PA---INTERNATIONAL	L-1011-500 TR	1		1			
15			B-747	945		945			
16			B-747-200	129		129			
17			B-747SP	385		385			
18			ALL TYPES	1060		1060	1054	1051	99.71
19		PA---TOTAL	A-300B	25		25			
20			B-727-100	20		20			
21			B-727-200	1093	3	1096			
22			DC-10-10	1		1			
23			L-1011-500 TR	126		126			
24			B-747	1249	1	1250			
25			B-747-200	246		246			
26			B-747SP	934		934			
27			ALL TYPES	3694	4	3698	3697	3675	99.40
28		PE---DOMESTIC	B-747-200	94		94			
29			ALL TYPES	94		94	94	94	100.00
30		PI---DOMESTIC	B-727-200	117		117			
31			ALL TYPES	117		117	118	117	99.15
32		PS---DOMESTIC	DC-9-30	3074		3074			
33			DC-9-80	20822	28	20850			
34			B-727-200	2288	5	2293			
35			BAE-146-1	804		804			
36			BAE-146-2	595		595			
37			ALL TYPES	27563	33	27616	27992	27461	98.10
38		CX---DOMESTIC	F-27 SERIES	161		161			
39			SNEAR-METRO	2		2			
40			DC-9-30	2		2			
41			ALL TYPES	165		165	170	165	97.05
42		RC---DOMESTIC	DC-9-10	1834		1834			
43			DC-9-30	3126	1	3127			
44			DC-9-50	105		105			
45			DC-9-80	2	3	5			
46			B-727-200	1695	1	1696	6825	6705	98.24
47			ALL TYPES	6762	5	6767			
48		SI---DOMESTIC	DC-9-80	578		578			
49			ALL TYPES	578		578	588	578	98.29
50		TA---DOMESTIC	B-767-200	710		710			
51			DC-9-80	304		304			
52			B-727-100	147		147			
53			B-727-200	958		958			
54			L-1011/100/20	2827		2827			
55			B-747	1		1			
56			B-747SP	2		2			
57			ALL TYPES	4989		4989	5091	4983	97.87
58		UA---DOMESTIC	B-737-100/200	18697	8	18705			
59			B-767-200	1365		1365			
60			B-727-100	533	37	570			
61			B-727-200	13320	89	13409			
62			DC-10-10	4570	13	4583			
63			DC-10-30	22		22			
64			B-747	1392	4	1396			
65			DC-8-50F	381	1	382			
66			DC-8-71	2130	221	2351			
67			ALL TYPES	47210	373	47583	48498	47079	97.07
68		WA---DOMESTIC	B-737-100/200	1426		1426			
69			B-727-200	4427	2	4429			
70			DC-10-10	1664		1664			
71			DC-10-30	1		1			
72			ALL TYPES	7518	2	7520	7568	7493	99.00
73		WC---DOMESTIC	B-737-200C	1692		1692			
74			B-727-100	242		242			
75			B-727-200	91		91			
76			ALL TYPES	2025		2025	2055	1949	94.84
77		WN---DOMESTIC	B-737-100/200	2247		2247			
78			B-727-200	1		1			
79			ALL TYPES	2248		2248	2279	2248	98.63
80		WE---DOMESTIC	DC-10-10	366		366			
81			DC-10-30	1035		1035			
82			DC-10-30CF	380		380			
83			ALL TYPES	1781		1781	1763	1716	97.33
84		COMMUNITY TOTAL	DOMESTIC	B-727-100	9463	39	9502		
85			B-727-200	38615	111	38726			
86			DC-9-80	29218	54	29272			
87			DC-10-10	9453	13	9466			
88			B-737-100/200	37257	13	37310			
89			B-727-100	336	399	735			
90			DC-8-63		8	8			
91			DC-9-30	239		239			
92			DC-8-61	223	7	230			
93			B-747	401		401			
94			DC-9-10	2485		2485			
95			DC-10-40	676		676			
96			B-747F	998		998			

TABLE 7
 AIRCRAFT DEPARTURES SCHEDULED AND AIRCRAFT DEPARTURES PERFORMED,
 BY TYPE OF OPERATION, BY AIRCRAFT TYPE, BY COMMUNITY, AND BY CARRIER
 12 MONTHS ENDED DECEMBER 31, 1984

Line No.	Area, state or country Community (Airport name)	Carrier and type of operation	Type of aircraft	Total departures performed			Scheduled departures performed		
				Scheduled service	Nonscheduled service	All services	Number	Percent of departures scheduled	
1	COMMUNITY TOTAL	DOMESTIC	(CONT.)						
2			B-747SP	551		551			
3			B-747-200	211		211			
4			DL-9-30	6203	2	6205			
5			BAE-146-2	595		595			
6			BAE-146-1	804		804			
7			DL-9-50	105		105			
8			L-1011/100/20	5110		5110			
9			*DC-8-50F	381	1	382			
10			DC-8-71	2130	221	2351			
11			B-747	2476	5	2481			
12			B-737-200C	1692		1692			
13			DC-10-30CF	380		380			
14			DC-10-30	1209		1209			
15			B-767-200	3366		3366			
16			A-300B	1280		1280			
17			B-757-200	171		171			
18			EURO AIRBUS 3		1	1			
19			*DC-8-63F	105		105			
20			L-1011-500 TR	125		125			
21			F-27 SERIES	161		161			
22			SWEAR-METRO	2		2			
23			ALL TYPES	156461	874	157335	159309	97.54	
24		INTERNATIONAL	*B-747	31	1	32			
25			*B-747F	170	2	172			
26			B-747	738		738			
27			B-747SP	385		385			
28			B-747-200	129		129			
29			L-1011-500 TR	1		1			
30			ALL TYPES	1454	3	1457	1440	98.68	
31		TOTAL	B-727-100	9463	39	9502			
32			B-727-200	38615	111	38726			
33			DC-9-80	29218	54	29272			
34			DC-10-10	9453	13	9466			
35			B-737-100/200	37257	13	37310			
36			*B-727-100	336	399	735			
37			*DC-8-43		8	8			
38			*DC-9-30	239		239			
39			*DC-8-61	223	7	230			
40			*B-747	432	1	433			
41			DC-9-10	2485		2485			
42			DC-10-40	676		676			
43			*B-747F	1168	2	1170			
44			B-747SP	936		936			
45			B-747-200	340		340			
46			DC-9-30	6203	2	6205			
47			BAE-146-2	595		595			
48			BAE-146-1	804		804			
49			DC-9-50	105		105			
50			L-1011/100/20	5110		5110			
51			*DC-8-50F	381	1	382			
52			DC-8-71	2130	221	2351			
53			B-747	3214	5	3219			
54			B-737-200C	1692		1692			
55			DC-10-30CF	380		380			
56			DC-10-30	1209		1209			
57			B-767-200	3366		3366			
58			A-300B	1280		1280			
59			B-757-200	171		171			
60			EURO AIRBUS 3		1	1			
61			*DC-8-63F	105		105			
62			L-1011-500 TR	125		125			
63			F-27 SERIES	161		161			
64			SWEAR-METRO	2		2			
65			ALL TYPES	157915	877	158792	160749	97.55	
66		SAN JOSE (SAN JOSE MUNI)	AA--DOMESTIC	B-727-100	351		351		
67				B-727-200	793		793		
68				DC-9-80	535		535		
69				DC-10-10	89		89		
70				ALL TYPES	1808		1808		
71			AS--DOMESTIC	B-727-100	870		870		
72				B-727-200	1459	1	1460		
73				B-737-100/200	25		25		
74				ALL TYPES	2354	1	2355	2377	98.90
75			CC--DOMESTIC	B-727-200	205		205		
76				B-727-100	108		108		
77				DC-9-10	3		3		
78				DC-9-30	5		5		
79				DC-9-80	176		176		
80				ALL TYPES	497		497	500	97.80
81			EA--DOMESTIC	B-727-200	16		16		
82				ALL TYPES	16		16	16	100.00
83			HP--DOMESTIC	B-737-100/200	1048		1048		
84				ALL TYPES	1048		1048	1051	99.42
85			JR--DOMESTIC	DC-9-10	845	1	846		
86				ALL TYPES	845	1	846	853	98.35
87			NC--DOMESTIC	DC-9-80	123		123		
88				ALL TYPES	123		123	124	99.19
89			CC--DOMESTIC	B-737-100/200	6114	11	6125		
90				DC-9-80	4248	40	4308		
91				ALL TYPES	10382	51	10433	10757	95.55
92			PA--DOMESTIC	B-727-200	1		1		
93				ALL TYPES	1		1		
94			PS--DOMESTIC	B-727-200	762	1	763		
95				DC-9-80	4970		4970		
96				DC-9-30	865		865		
97				BAE-146-2	249		249		
98				BAE-146-1	420		420		
99				ALL TYPES	7306	1	7307	7434	97.55

TABLE 7
 AIRCRAFT DEPARTURES SCHEDULED AND AIRCRAFT DEPARTURES PERFORMED,
 BY TYPE OF OPERATION, BY AIRCRAFT TYPE, BY COMMUNITY, AND BY CARRIER
 12 MONTHS ENDED DECEMBER 31, 1984

Line No.	Area, state or country Community (Airport name)	Carrier and type of operation	Type of aircraft	Total departures performed			Departures scheduled	Scheduled departures completed	
				Scheduled service	Non-scheduled service	All services		Number	Percent of departures scheduled
1	2	3	4	5	6	7	8	9	
1	SAN JOSE MUNI	(CONT.)							
2		RC--DOMESTIC	DC-9-10	461		491			
3			DC-9-30	809	2	811			
4			B-727-200	1		1			
5			DC-9-50	522		522			
6			DC-9-80	122		122			
7			ALL TYPES	1945	2	1947	1966	1920	97.66
8		TA--DOMESTIC	B-727-100	12		12			
9			B-727-200	708		708			
10			L-1011/100/20	1		1			
11			DC-9-80	136		136			
12			ALL TYPES	857		857	871	855	98.16
13		UA--DOMESTIC	B-737-100/200	6		6			
14			B-727-100	580	2	582			
15			B-727-200	1759	5	1764			
16			DC-9-11	347	4	351			
17			DC-10-10	1		1			
18			B-767-200	61		61			
19			ALL TYPES	2754	11	2765	2806	2742	97.71
20		WA--DOMESTIC	B-737-100/200	853		853			
21			B-727-200	1707	1	1708			
22			DC-10-10	1		1			
23			ALL TYPES	2561	1	2562	2582	2556	98.99
24	COMMUNITY TOTAL	DOMESTIC	B-727-100	1961	2	1963			
25			B-727-200	7411	8	7419			
26			DC-9-80	10330	40	10370			
27			DC-10-10	91		91			
28			B-737-100/200	8046	11	8057			
29			DC-9-10	1339	1	1340			
30			DC-9-30	1679	2	1681			
31			BAE-146-2	289		289			
32			BAE-146-1	420		420			
33			DC-9-50	522		522			
34			L-1011/100/20	1		1			
35			DC-8-71	347	4	351			
36			B-767-200	61		61			
37			ALL TYPES	32457	68	32565	33158	32275	97.33
38	SANTA BARBARA (SANTA BARBARA)	AA--DOMESTIC	DC-9-80	567		567			
39			ALL TYPES	567		567	577	567	98.26
40		UA--DOMESTIC	B-737-100/200	395		395			
41			B-727-100	809		809			
42			B-727-200	731		731			
43			ALL TYPES	1935		1935	1961	1931	98.47
44	COMMUNITY TOTAL	DOMESTIC	DC-9-80	567		567			
45			B-737-100/200	395		395			
46			B-727-100	809		809			
47			B-727-200	731		731			
48			ALL TYPES	2502		2502	2538	2498	98.42
49	STOCKTON (STOCKTON METROPOLITAN)	FL--DOMESTIC	B-737-100/200	692		692			
50			ALL TYPES	692		692	719	691	96.10
51		PS--DOMESTIC	DC-9-80	34		34			
52			DC-9-30	125		125			
53			B-727-200	3		3			
54			BAE-146-2	66		66			
55			BAE-146-1	1		1			
56			ALL TYPES	229		229	244	228	93.44
57	COMMUNITY TOTAL	DOMESTIC	B-737-100/200	692		692			
58			DC-9-80	34		34			
59			DC-9-30	125		125			
60			B-727-200	3		3			
61			BAE-146-2	66		66			
62			BAE-146-1	1		1			
63			ALL TYPES	921		921	963	919	95.43
64	COLORADO								
65	COLORADO SPRINGS (PETERSON FIELD)	AL--DOMESTIC	B-737-100/200	1		1			
66			ALL TYPES	1		1			
67		CC--DOMESTIC	B-727-200	32		32			
68			DC-9-10	1693		1693			
69			DC-9-30	227		227			
70			B-727-100	4		4			
71			DC-9-80	5		5			
72			ALL TYPES	1961		1961	2026	1914	96.47
73		EA--DOMESTIC	A-300B	2		2			
74			ALL TYPES	2		2			
75		FL--DOMESTIC	B-737-100/200	1826		1826			
76			DC-9-80	263		263			
77			ALL TYPES	2089		2089	2100	2020	96.19
78		HP--DOMESTIC	B-737-100/200	2198		2198			
79			ALL TYPES	2198		2198	2230	2191	98.25
80		RC--DOMESTIC	DC-9-30	2		3			
81			ALL TYPES	2	1	3			
82		TA--DOMESTIC	B-727-100	343		343			
83			B-727-200	125		125			
84			DC-9-80	240		240			
85			L-1011/100/20	1		1			
86			ALL TYPES	709		709	710	699	98.63
87		UA--DOMESTIC	B-727-200	12		12			
88			DC-10-10	6		6			
89			DC-8-71	2	1	3			

**TABLE 7
 AIRCRAFT DEPARTURES SCHEDULED AND AIRCRAFT DEPARTURES PERFORMED,
 BY TYPE OF OPERATION, BY AIRCRAFT TYPE, BY COMMUNITY, AND BY CARRIER
 12 MONTHS ENDED DECEMBER 31, 1984**

Line No.	Area, state or country Community (Airport name)	Carrier and type of operation	Type of aircraft	Total departures performed			Schedule of departures completed	
				Scheduled service	Non-scheduled service	All services	Departures scheduled	Number
1	2	3	4	5	6	7	8	9
1	PETERSON FIELD	UA--DOMESTIC	(CONT.) B-767-200 B-727-100 B-747 ALL TYPES	6 10 1 37		6 10 1 38		
2		WA--DOMESTIC	B-737-100/200 B-727-200 DC-10-10 ALL TYPES	712 3 2 6		712 7 2 721	730	715 97.94
10	COMMUNITY TOTAL	DOMESTIC	B-737-100/200 B-727-200 DC-9-10 DC-9-30 B-727-100 DC-9-80 A-300B L-1011/100/20 DC-10-10 DC-8-71 B-767-200 B-747 ALL TYPES	4737 172 1693 229 357 508 2 1 6 2 6 1 7714		4737 176 1693 230 357 508 2 1 8 3 6 1 7722	730	715 97.94
23	DENVER (STAPLETON INTERNATIONAL)	AA--DOMESTIC	B-727-100 DC-10-10 B-727-200 DC-9-80 DC-10-30 B-747 ALL TYPES	177 82 2387 567 1 1 3215		177 82 2387 567 1 1 3215	3265	3211 98.34
35		AL--DOMESTIC	B-727-200 B-737-100/200 DC-9-30 B-737-300 ALL TYPES	416 412 1 14 842		416 413 1 14 844	842	840 99.76
41		BA--DOMESTIC	B-727-200 ALL TYPES	1141 1141		1147 1147	1146	1134 98.95
46		CC--DOMESTIC	B-727-200 DC-10-10 B-727-100 DC-9-10 DC-9-30 DC-10-30 DC-9-80 ALL TYPES	16510 2913 1326 6191 5061 17 1035 33053		16511 2913 1326 6191 5061 17 1035 33054	33602	32988 98.17
52		DL--DOMESTIC	B-727-200 L-1011/100/20 DC-8-71 B-767-200 B-737-100/200 ALL TYPES	3167 232 298 54 32 3803		3187 232 298 54 32 3803	3827	3791 99.05
60		EA--DOMESTIC	L-1011/100/20 B-727-200 B-727-100 A-300B B-757-200 ALL TYPES	30 1462 154 85 378 2109		30 1464 154 85 378 2111	2153	2104 97.72
66		EZ--DOMESTIC	*B-727-100 *DC-8-43 *FALCON *DL-8-73 ALL TYPES		594 14 57 2 627	594 14 74 2 684	57	57 100.00
72		FH--DOMESTIC	B-727-100 ALL TYPES	3682 3682		3690 3690	3713	3680 99.11
76		FL--DOMESTIC	B-737-100/200 DC-9-80 ALL TYPES	40852 3971 44823		40855 3973 44825	45414	44814 98.67
81		FT--DOMESTIC	*B-727-100 ALL TYPES	163 163		163 163	189	156 82.53
82		HP--DOMESTIC	B-737-100/200 ALL TYPES	1 1		1 1		
85		NA--DOMESTIC	B-727-100 B-727-200 DC-10-40 ALL TYPES	20 1085 1 1106		20 1086 1 1107	1117	1104 98.83
92		CZ--DOMESTIC	DC-9-10 DC-9-30 DC-9-40 ALL TYPES	29 1151 217 1397		29 1164 225 1418	1421	1396 98.24
95		DE--DOMESTIC	B-727-200 ALL TYPES	134 134		134 134	140	134 95.71
98		PI--DOMESTIC	B-737-100/200 B-727-100 B-727-200 ALL TYPES	154 134 860 1148		171 134 860 1165	1158	1147 99.03
104		RC--DOMESTIC	DC-9-90 DC-9-30 DC-9-10 B-727-200 DC-9-80 ALL TYPES	99 2130 154 12 5 2395		80 2132 155 13 5 2385	2375	2345 98.73
110		TH--DOMESTIC	B-727-100 B-727-200	158 1102		158 1103		

TABLE 7
 AIRCRAFT DEPARTURES SCHEDULED AND AIRCRAFT DEPARTURES PERFORMED,
 BY TYPE OF OPERATION, BY AIRCRAFT TYPE, BY COMMUNITY, AND BY CARRIER
 12 MONTHS ENDED DECEMBER 31, 1984

Line No.	Area, state or country Community (Airport name)	Carrier and type of operation	Type of aircraft	Total departures performed			Scheduled departures completed		
				Scheduled service	Nonscheduled service	All services	Number	Percent of departures scheduled	
1	2	3	4	5	6	7	8	9	
1	STAPLETON INTERNATIONAL	TN--DOMESTIC	(COUNT)						
2			L-1011/100/20	1062		1062			
3			DC-9-80	148		148			
4			B-767-200		2	2			
5		ALL TYPES	2470	3	2473	2509	2457	97.92	
6		LA--DOMESTIC	B-737-100/200	3607		3607			
7			B-727-100	15823	2	15825			
8			B-727-200	22929	18	22947			
9			DC-10-10	5413		5413			
10			B-747	367	2	369			
11			ALL TYPES	6426	52	6478			
12		WA--DOMESTIC	B-737-100/200	259		259			
13			DC-8-71	6426	52	6478			
14			B-767-200	5533		5533			
15			DC-10-30	19		19			
16			ALL TYPES	60356	74	60470	62164	60331	97.05
17			WA--DOMESTIC	B-737-100/200	63		63		
18		ALL TYPES		1944	1	1945			
19		WC--DOMESTIC	B-727-200	2007	1	2008	2027	1998	98.56
20			B-727-100	6	6	12			
21			B-727-200	527		527			
22			B-737-200C	22		22			
23		ALL TYPES	555	6	561	606	541	89.27	
24		WA--DOMESTIC	B-737-100/200	3229	2	3231			
25	ALL TYPES		1		1				
26	ZV--DOMESTIC	B-727-200	3230	2	3232	3327	3229	97.05	
27		ALL TYPES	1		1				
28	ZV--DOMESTIC	SWEAR-NETRO	2261		2261				
29		ALL TYPES	2261		2261	2457	2236	91.00	
30	COMMUNITY TOTAL	DOMESTIC	B-727-100	21480	16	21496			
31			DC-10-10	8408		8408			
32			B-727-200	53697	31	53728			
33			DC-9-80	5721	7	5728			
34			DC-10-30	37		37			
35			B-747	368	2	370			
36			B-737-100/200	48350	23	48373			
37			DC-9-30	8342	16	8358			
38			B-737-300	14		14			
39			DC-9-10	6374	1	6375			
40			L-1011/100/20	1324		1324			
41			DC-8-71	6724	52	6776			
42			B-767-200	5607	2	5609			
43			A-300B	85		85			
44			B-757-200	378		378			
45			B-727-100	163	594	757			
46			DC-8-63		14	14			
47			FALCON	57	17	74			
48			DC-8-73		2	2			
49			DC-10-40	1		1			
50			DC-9-40	217	8	225			
51			DC-9-50	59	21	80			
52			DC-8-50F	259		259			
53			B-737-200C	22		22			
54	SWEAR-NETRO	2261		2261					
55	ALL TYPES	169948	803	170751	173509	169693	97.80		
56	DURANGO (DURANGO-LA PLATA COUNTY)	FL--DOMESTIC	B-737-100/200	1037		1037			
57			ALL TYPES	1037		1037	1046	1033	98.75
58	HP--DOMESTIC	B-737-100/200	272		272				
59			ALL TYPES	272		272	279	272	97.49
60	COMMUNITY TOTAL	DOMESTIC	B-737-100/200	1309		1309			
61			ALL TYPES	1309		1309	1325	1305	98.49
62	GRAND JUNCTION (WALKER FIELD)	AA--DOMESTIC	B-727-200	3		3			
63			DC-9-80	1		1			
64		ALL TYPES	4		4	4	4	100.00	
65		CC--DOMESTIC	B-727-200	11		11			
66				B-727-100	2		11		
67				DC-9-10	313		313		
68	EA--DOMESTIC	B-727-200	21		21				
69			ALL TYPES	346		346	352	334	94.88
70	FL--DOMESTIC	B-727-200	1		1				
71			ALL TYPES	1		1			
72	FL--DOMESTIC	B-737-100/200	1534		1534				
73			DC-9-80	5		5			
74			ALL TYPES	1539		1539	1556	1509	96.97
75	HP--DOMESTIC	B-737-100/200	35		35				
76			ALL TYPES	35		35	33	32	96.96
77	CZ--DOMESTIC	DC-9-30	1		1				
78			ALL TYPES	1		1			
79	QC--DOMESTIC	SWEAR-NETRO	1127		1127				
80			ALL TYPES	1127		1127	1150	1127	97.52
81	WA--DOMESTIC	B-737-100/200	2		2				
82			ALL TYPES	2		2			
83	WA--DOMESTIC	B-727-200	13		13				
84			ALL TYPES	13		13	13	13	100.00
85	COMMUNITY TOTAL	DOMESTIC	B-727-200	28		28			
86			DC-9-80	6		6			
87			B-727-100	1		1			
88			DC-9-10	313		313			
89			DC-9-30	22		22			
90			B-737-100/200	1571		1571			
91			SWEAR-NETRO	1127		1127			
92			ALL TYPES	3048		3048	3116	3019	96.88

TABLE 7
AIRCRAFT DEPARTURES SCHEDULED AND AIRCRAFT DEPARTURES PERFORMED,
BY TYPE OF OPERATION, BY AIRCRAFT TYPE, BY COMMUNITY, AND BY CARRIER
12 MONTHS ENDED DECEMBER 31, 1984

Line No.	Area, state or country Community (Airport name)	Carrier and type of operation	Type of aircraft	Total departures performed			Schedule of departures completed		
				Scheduled service	Nonscheduled service	All services	Departures scheduled	Number	Percent of departures scheduled
1	2	3	4	5	6	7	8	9	
1	GUNNISON (GUNNISON COUNTY)	CC--DOMESTIC	B-727-100	3		3			
2			ALL TYPES	3		3	3	3	100.00
4		FL--DOMESTIC	B-737-100/200	42		42			
5			ALL TYPES	42		42	44	42	95.45
6	COMMUNITY TOTAL	DOMESTIC	B-727-100	3		3			
7			B-737-100/200	42		42			
8			ALL TYPES	45		45	47	45	95.74
9	LAMAR (LAMAR MUNI)	ZV--DOMESTIC	SWEAR-METRO	1065		1065			
10			ALL TYPES	1065		1065	1250	1051	84.08
11	MONTROSE/DELTA (MONTROSE COUNTY)	DL--DOMESTIC	B-737-100/200	13		13			
12			ALL TYPES	13		13	13	13	100.00
13		FL--DOMESTIC	B-737-100/200	2		2			
14			ALL TYPES	2		2			
15	HP--DOMESTIC	B-737-100/200	4		4				
16		ALL TYPES	4		4	4	4	100.00	
17	COMMUNITY TOTAL	DOMESTIC	B-737-100/200	19		19			
18			ALL TYPES	19		19	17	17	100.00
19	PUEBLO (PUEBLO MEMORIAL)	CC--DOMESTIC	DC-9-10	1		1			
20			ALL TYPES	1		1			
21		FL--DOMESTIC	B-737-100/200	4		4			
22			ALL TYPES	4		4			
23	HP--DOMESTIC	B-737-100/200	3		3				
24		ALL TYPES	3		3				
25	LA--DOMESTIC	B-727-100	B-727-100	7		7			
26			B-727-200	2		2			
27		DC-10-10	DC-10-10	1		1			
28			ALL TYPES	10		10			
29	COMMUNITY TOTAL	DOMESTIC	DC-9-10	1		1			
30			B-737-100/200	7		7			
31			B-727-100	7		7			
32			B-727-200	2		2			
33			DC-10-10	1		1			
34			ALL TYPES	18		18			
35	CONNECTICUT								
36	HARTFORD/SPRINGFIELD/MEYER (BRADLEY INTL)	AA--DOMESTIC	B-727-100	575		575			
37			B-727-200	1096		1096			
38			B-767-200	2		2			
39			DC-10-10	65		65			
40			DC-9-80	143		143			
41			ALL TYPES	1881		1881	1899	1881	99.05
42	AL--DOMESTIC	BAC-111-200	DC-9-30	1502		1502			
43			B-737-100/200	3656	35	3691			
44			B-727-200	813		813			
45			ALL TYPES	309		309	6414	6277	97.86
46	CC--DOMESTIC	B-727-200	B-727-200	1		1			
47			ALL TYPES	1		1			
48	DL--DOMESTIC	B-727-200	B-727-200	3108		3108			
49			L-1011/100/200	360		360			
50			B-767-200	62		62			
51			DC-8-71	197		197			
52			DC-9-30	1		1			
53			ALL TYPES	3728		3728	3743	3719	99.35
54	EA--DOMESTIC	DC-9-30	DC-9-30	1356		1356			
55			B-727-100	887		887			
56			B-727-200	2012		2012			
57			DC-9-50	741		741			
58			A-300B	6		6			
59			L-1011/100/200	1	4	5			
60			ALL TYPES	5003	4	5007	5056	4967	98.23
61	FT--DOMESTIC	BDC-8-63F	BDC-8-61	96		96			
62			B-747F	35		35			
63			B-747F	2		2			
64			ALL TYPES	93		93	106	91	85.84
65	IW--DOMESTIC	DC-9-10	DC-9-10	851		851			
66			ALL TYPES	851		851	883	851	96.37
67	PA--DOMESTIC	B-727-200	B-727-200	60	1	61			
68			DC-10-10	1		1			
69			B-747	2		2			
70			ALL TYPES	63	1	64	63	55	87.30
71	PA--INTERNATIONAL	B-747	B-747	3		3			
72			B-747-200	1		1			
73			ALL TYPES	4		4			
74			PA--TOTAL	B-727-200	60	1	61		
75		DC-10-10	1		1				
76		B-747	5		5				
77		B-747-200	1		1				
78		ALL TYPES	67	1	68	63	55	87.30	
79	PE--DOMESTIC	B-737-100/200	B-737-100/200	1702		1702			
80			B-727-200	391		391			
81			ALL TYPES	2093		2093	2185	2093	95.70

TABLE 7
 AIRCRAFT DEPARTURES SCHEDULED AND AIRCRAFT DEPARTURES PERFORMED,
 BY TYPE OF OPERATION, BY AIRCRAFT TYPE, BY COMMUNITY, AND BY CARRIER
 12 MONTHS ENDED DECEMBER 31, 1984

L 1 2 3 4 5 6 7 8 9 10 11 12 13 14 15 16 17 18 19 20 21 22 23 24 25 26 27 28 29 30 31 32 33 34 35 36 37 38 39 40 41 42 43 44 45 46 47 48 49 50 51 52 53 54 55 56 57 58 59 60 61 62 63 64 65 66 67 68 69 70 71 72 73 74 75 76 77 78 79 80 81 82 83 84 85 86 87 88 89 90 91 92 93 94 95 96 97 98 99 100 101 102 103 104 105 106 107 108 109 110 111 112	Area, state or country Community (Airport name)	Carrier and type of operation	Type of aircraft	Total departures performed			Schedule of departures completed		
				Scheduled service	Non-scheduled service	All services	Number	Percent of departures scheduled	
No.	1	2	3	4	5	6	7	8	9
1	BRADLEY INTL	(CONT. 1)							
2		PI---DOMESTIC	B-737-100/200	1443	3	1446			
3			B-727-200	1	1	2			
4			F-28-4000/600	1		1			
5			ALL TYPES	1445	4	1449	1457	1443	99.03
6		CS---DOMESTIC	DC-8-50	3		3			
7			B-727-100	423		423			
8			DC-8-62	339	1	340			
9			B-727-200	391		391			
10			EURO AIRBUS 3	2		2			
11			DC-9-10	6		6			
12			ALL TYPES	1164	1	1165	1173	1165	99.31
13		RC---DOMESTIC	DC-9-50	45		45			
14			DC-9-30	117		117			
15			ALL TYPES	162		162	163	161	98.77
16		TK---DOMESTIC	B-727-100	678		678			
17			B-727-200	222		222			
18			B-767-200	1		1			
19			ALL TYPES	901		901	909	895	98.45
20		TK---INTERNATIONAL	B-747	7		7			
21			L-1011/100/20	7		7			
22			B-747SP	1		1			
23			ALL TYPES	15		15			
24		TK---TOTAL	B-727-100	678		678			
25			B-727-200	222		222			
26			B-767-200	1		1			
27			B-747	7		7			
28			L-1011/100/20	7		7			
29			B-747SP	1		1			
30			ALL TYPES	916		916	909	895	98.45
31		UA---DOMESTIC	B-727-100	13	2	15			
32			B-727-200	1074	10	1084			
33			DC-10-10	854	1	855			
34			DC-8-71	354	4	358			
35			B-767-200	133		133			
36			B-747	1		1			
37			B-737-100/200	1		1			
38			ALL TYPES	2470	17	2487	2535	2459	97.00
39		UR---DOMESTIC	SWEAR-METRO	28		28			
40			F-28-4000/600	1854	9	1863			
41			ALL TYPES	1882	9	1891	1886	1869	99.09
42		COMMUNITY TOTAL	DOMESTIC	B-727-100	2576	2	2578		
43			B-727-200	8665	12	8677			
44			B-767-200	198		198			
45			DC-10-10	960	1	961			
46			DC-9-80	143		143			
47			BAC-111-200	1502		1502			
48			DC-9-30	5130	35	5165			
49			B-737-100/200	3959	3	3962			
50			L-1011/100/20	361	4	365			
51			DC-8-71	551	4	555			
52			DC-9-50	786		786			
53			A-300B	6		6			
54			*DC-8-63F	56		56			
55			*DC-8-61	35		35			
56			*B-747F	2		2			
57			DC-9-10	857		857			
58			B-747	3		3			
59			F-28-4000/600	1855	9	1864			
60			DC-8-50	3		3			
61			DC-8-62	339	1	340			
62			EURO AIRBUS 3	2		2			
63			SWEAR-METRO	28		28			
64			ALL TYPES	28017	71	28088	28472	27926	98.08
65		INTERNATIONAL	B-747	10		10			
66			B-747-200	1		1			
67			L-1011/100/20	7		7			
68			B-747SP	1		1			
69			ALL TYPES	19		19			
70		TOTAL	B-727-100	2576	2	2578			
71			B-727-200	8665	12	8677			
72			B-767-200	198		198			
73			DC-10-10	960	1	961			
74			DC-9-80	143		143			
75			BAC-111-200	1502		1502			
76			DC-9-30	5130	35	5165			
77			B-737-100/200	3959	3	3962			
78			L-1011/100/20	368	4	372			
79			DC-8-71	551	4	555			
80			DC-9-50	786		786			
81			A-300B	6		6			
82			*DC-8-63F	56		56			
83			*DC-8-61	35		35			
84			*B-747F	2		2			
85			DC-9-10	857		857			
86			B-747	13		13			
87			B-747-200	1		1			
88			F-28-4000/600	1855	9	1864			
89			DC-8-50	3		3			
90			DC-8-62	339	1	340			
91			EURO AIRBUS 3	2		2			
92			B-747SP	1		1			
93			SWEAR-METRO	28		28			
94			ALL TYPES	28036	71	28107	28472	27926	98.08
95		DELANARE							
96		DOVER (DOVER APB)	FT---DOMESTIC	*B-747F	2	2			
97				ALL TYPES	2	2			

TABLE 7
AIRCRAFT DEPARTURES SCHEDULED AND AIRCRAFT DEPARTURES PERFORMED,
BY TYPE OF OPERATION, BY AIRCRAFT TYPE, BY COMMUNITY, AND BY CARRIER
12 MONTHS ENDED DECEMBER 31, 1984

Line No.	Area, state or country Community (Airport name)	Carrier and type of operation	Type of aircraft	Total departures performed			Departures scheduled	Scheduled departures completed					
				Scheduled service	Non-scheduled service	All services		Number	Percent of departures scheduled				
1	2	3	4	5	6	7	8	9					
1	WILMINGTON (GREATER WILMINGTON)	LA--DOMESTIC	B-737-100/200	298		298	426	413	96.94				
2			B-727-200	113		113							
3			B-727-100	2		2							
4			ALL TYPES	413		413							
5	DIST. OF CDL.												
6													
7													
8													
9													
10	WASHINGTON (DULLES INTERNATIONAL)	AA--DOMESTIC	B-727-100	373		373	4421	4385	99.18				
11			B-727-200	3302	2	3304							
12			DC-10-10	703		703							
13			B-747	2		2							
14			B-747F	1		1							
15			DC-10-30	1		1							
16			DC-9-80	3		3							
17			ALL TYPES	4385	2	4387							
18													
19													
20													
21		AL--DOMESTIC	DC-9-30	250	3	253	1188	1163	97.89				
22			BAC-111-200	870	1	871							
23			B-737-100/200	48	1	49							
24			ALL TYPES	1168	5	1173							
25		BN--DOMESTIC	B-727-200	1466	2	1468	954	947	99.26				
26			ALL TYPES	1466	2	1468							
27		CC--DOMESTIC	B-727-200	1269		1269	1911	1899	99.37				
28			DC-10-10	2		2							
29			DC-9-30	288		288							
30			DC-9-10	6		6							
31			B-727-100	174		174							
32			DC-9-80	169		169							
33			ALL TYPES	1908		1908							
34		EA--DOMESTIC	DC-9-30	1231		1231							
35			B-727-100	10	2	12							
36			B-727-200	164	1	165							
37			L-1011/100/20	1	1	2							
38			DC-9-50	598		598							
39			B-737-200	3		3							
40			ALL TYPES	2007	4	2011							
41							2015	1975	98.01				
42		FN--DOMESTIC	B-727-100	702		702	708	702	99.15				
43			ALL TYPES	702		702							
44													
45		KB--DOMESTIC	B-727-200	9		9	881	853	96.82				
46			DC-10-40	711		711							
47			B-747	137		137							
48			ALL TYPES	857		857							
49		NY--DOMESTIC	DC-9-30	6		6	6	6					
50			ALL TYPES	6		6							
51		GZ--DOMESTIC	DC-9-10	1		1	1	1					
52			ALL TYPES	1		1							
53		PA--DOMESTIC	B-747	393		393	1097	1067	97.26				
54			B-727-200	501	2	503							
55			B-727-100	174		174							
56			DC-10-10	2		2							
57			L-1011-500 TR	2		2							
58			B-747-200	16		16							
59			ALL TYPES	1088	2	1090							
60		PA--INTERNATIONAL	B-747	354		354							
61			DC-10-30	1	1	2							
62			B-747-200	16		16							
63			L-1011-500 TR	1		1							
64			B-747SP	1		1							
65			ALL TYPES	372	1	373							
66		PA--TOTAL	B-747	747		747	364	362	99.45				
67			B-727-200	501	2	503							
68			B-727-100	174		174							
69			DC-10-10	2		2							
70			L-1011-500 TR	3		3							
71			B-747-200	32		32							
72			DC-10-30	1	1	2							
73			B-747SP	1		1							
74			ALL TYPES	1460	3	1463							
75		PE--DOMESTIC	B-737-100/200	1610		1610				1461	1429	97.80	
76			B-727-200	25		25							
77			ALL TYPES	1635		1635							
78		RC--DOMESTIC	DC-9-10	726		726	2057	2026	98.49				
79			DC-9-30	1295	1	1296							
80			DC-9-50	16	10	26							
81			DC-9-80	3		3							
82			ALL TYPES	2037	14	2051							
83		Tb--DOMESTIC	B-727-200	4		4	707	696	98.44				
84			L-1011/100/20	448		448							
85			B-747-200	239		239							
86			DC-9-80	2		2							
87			B-727-100	2		2							
88			ALL TYPES	715		715							
89		Tb--INTERNATIONAL	B-747	3		3							
90			L-1011/100/20	200		200							
91			ALL TYPES	203		203							
92		Tb--TOTAL	B-727-200	4		4	908	895	98.56				
93			L-1011/100/20	448		448							
94			B-747-200	239		239							
95			DC-9-80	2		2							
96			B-727-100	2		2							
97			B-747	3		3							
98			ALL TYPES	918		918							
99		LA--DOMESTIC	B-737-100/200	1299		1299							

TABLE 7
 AIRCRAFT DEPARTURES SCHEDULED AND AIRCRAFT DEPARTURES PERFORMED,
 BY TYPE OF OPERATION, BY AIRCRAFT TYPE, BY COMMUNITY, AND BY CARRIER
 12 MONTHS ENDED DECEMBER 31, 1984

Line No.	Area, state or country Community (Airport name)	Carrier and type of operation	Type of aircraft	Total departures performed			Departures scheduled	Scheduled departures performed	Percent of scheduled departures performed	
				Scheduled service	Nonscheduled service	All types				
1	2	3	4	5	6	7	8	9		
1	DULLES INTERNATIONAL	UA--DOMESTIC	(CONT.)							
2			B-727-100	18	4	22				
3			B-727-200	500	23	523				
4			DC-10-10	2019	3	2022				
5			B-747	9		9				
6			*DL-8-50F	1		1				
7			DC-8-71	152	15	167				
8			B-767-200	6		6				
9			ALL TYPES	4374	45	4419	4501	4354	96.73	
10			WA--DOMESTIC	B-727-200	1435		1435			
11			DC-10-10	1		1				
12			ALL TYPES	1436		1436	1455	1434	98.55	
13										
14	AIRPORT TOTAL	DOMESTIC	B-727-100	1453	6	1459				
15			B-727-200	8675	30	8705				
16			DC-10-10	2727	3	2730				
17			B-747	541		541				
18			*B-747F	1		1				
19			DC-10-30	1		1				
20			DC-9-80	174	3	177				
21			DC-9-30	3070	4	3074				
22			*BAC-111-200	870	1	871				
23			B-737-100/200	2917	1	2918				
24		DC-9-10	733		733					
25		L-1011/100/20	469	1	470					
26		DC-9-50	614	10	624					
27		B-757-200	3		3					
28		DC-10-40	711		711					
29		L-1011-50 TR	2		2					
30		B-747-200	16		16					
31		B-767-200	625		625					
32		*DC-8-50F	1		1					
33		DC-8-71	182	15	197					
34		ALL TYPES	23765	74	23839	23603	23136	96.02		
35		INTERNATIONAL	B-747	357		357				
36			DC-10-30	1		1				
37			B-747-200	16		16				
38			L-1011-500 TR	1		1				
39			B-747SP	1		1				
40			L-1011/100/20	200		200				
41			ALL TYPES	575	1	576	565	561	99.29	
42										
43		TOTAL	B-727-100	1453	6	1459				
44			B-727-200	8675	30	8705				
45			DC-10-10	2727	3	2730				
46			B-747	858		858				
47			*B-747F	1		1				
48			DC-10-30	1	1	2				
49			DC-9-80	174	3	177				
50			DC-9-30	3070	4	3074				
51			*BAC-111-200	870	1	871				
52			B-737-100/200	2917	1	2918				
53			DC-9-10	733		733				
54			L-1011/100/20	669	1	670				
55			DC-9-50	614	10	624				
56			B-757-200	3		3				
57			DC-10-40	711		711				
58			L-1011-500 TR	3		3				
59			B-747-200	52		52				
60			B-747SP	1		1				
61			B-767-200	625		625				
62			*DC-8-50F	1		1				
63			DC-8-71	182	15	197				
64			ALL TYPES	24360	75	24435	24168	23697	96.05	
65										
66	(WASHINGTON NATIONAL)	AA--DOMESTIC	B-727-100	350		350				
67				B-727-200	3810	1	3811			
68				DC-9-80	1332		1332			
69				ALL TYPES	5492	1	5493	5570	5491	98.58
70			AL--DOMESTIC	BAC-111-200	2095		2095			
71				DC-9-30	8924		8924			
72				B-727-200	1609		1609			
73				B-737-100/200	1437	4	1441			
74				ALL TYPES	14065	4	14069	14373	14052	97.76
75			BA--DOMESTIC	B-727-200	480	15	495			
76			ALL TYPES	480	15	495	484	480	99.17	
77		CB--DOMESTIC	B-727-200	184		184				
78			B-727-100	96		96				
79			ALL TYPES	282		282	288	282	97.91	
80		DL--DOMESTIC	DC-9-30		1	1				
81			B-727-200	5269	5	5274				
82			ALL TYPES	5269	6	5275	5314	5263	99.04	
83		EA--DOMESTIC	DC-9-30	3510		3510				
84			B-727-100	2043	1	2044				
85			B-727-200	11137	2	11139				
86			DC-9-50	1777		1777				
87			B-737-200	1418		1418				
88			ALL TYPES	19883	3	19886	18907	18483	97.49	
89		FA--DOMESTIC	DC-9-10	695		695				
90			DC-9-30	841	1	842				
91			DC-9-80	127		127				
92			B-737-100/200	2		2				
93			ALL TYPES	1665	1	1666	1691	1665	99.44	
94		HA--DOMESTIC	B-727-100	344		344				
95			B-727-200	5924		5924				
96			ALL TYPES	6290		6290	6462	6288	97.30	
97		HY--DOMESTIC	DC-9-30	7007	1	7008				
98			DC-9-80	2662		2662				
99			ALL TYPES	9669	1	9670	10017		96.39	
100		GA--DOMESTIC	L-1011	75		75				
101			DC-9-90	895	7	902				
102										
103										
104										
105										
106										
107										
108										
109										
110										
111										
112										

TABLE 7
AIRORAFT DEPARTURES SCHEDULED AND AIRORAFT DEPARTURES PERFORMED,
BY TYPE OF OPERATION, BY AIRORAFT TYPE, BY COMMUNITY, AND BY CARRIER
12 MONTHS ENDED DECEMBER 31, 1984

Line No.	Ave. state or country Community (Airport name)	Carrier and type of operation	Type of aircraft	Total departures performed			Scheduled departures completed			
				Scheduled service	Non-scheduled service	All services	Departures scheduled	Number	Percent of departures scheduled	
	1	2	3	4	5	6	7	8	9	
1	WASHINGTON NATIONAL	CZ--DOMESTIC	(CONT.)							
2			DC-9-40	51	2	53				
3		ALL TYPES	1021	9	1030	1033	1015	98.25		
4		PA--DOMESTIC	B-727-200	3467		3467				
5			B-727-100	400		400				
6			ALL TYPES	3867		3867	4024	3858	95.87	
7		PE--DOMESTIC	B-737-100/200	440		440				
8			B-727-200	1746		1746				
9			ALL TYPES	2186		2186	2259	2185	96.72	
10		PI--DOMESTIC	B-737-100/200	6064	19	6083				
11			B-727-100	242		242				
12			B-727-200	2777		2777				
13			F-28-4000/600	4	1	5				
14		ALL TYPES	9087	20	9107	9188	9074	98.75		
15		QH--DOMESTIC	B-737-100/200	482		482				
16			ALL TYPES	482		482	507	478	94.28	
17		RC--DOMESTIC	DC-9-50	230		230				
18			DC-9-30	776		776				
19			DC-9-10	10	1	11				
20			B-727-200	2		2				
21		ALL TYPES	1018	1	1020	1027	1006	97.95		
22		TK--DOMESTIC	B-727-100	328		328				
23			B-727-200	4279		4279				
24			DC-9-80	1148		1148				
25			ALL TYPES	5755		5755	5914	5750	97.22	
26		UA--DOMESTIC	B-737-100/200	685		685				
27			B-727-100	1174	13	1187				
28			B-727-200	3834	21	3855				
29			ALL TYPES	5693	34	5727	5936	5689	95.83	
30		UR--DOMESTIC	SNEAR-METRO	209		209				
31			F-28-4000/600	700		700				
32		ALL TYPES	909		909	939	907	96.59		
33		WA--DOMESTIC	B-727-200	710		710				
34			ALL TYPES	710		710	727	710	97.66	
35		ZN--DOMESTIC	DC-9-10	15		15				
36			DC-9-30	132		132				
37			DC-9-80	1		1				
38			B-737-100/200	247		247				
39		ALL TYPES	395		395	424	395	93.16		
40		AIRPORT TOTAL	DOMESTIC	B-727-100	4999	14	5013			
41				B-727-200	45230	44	45274			
42				DC-9-80	5270	1	5271			
43				BAC-111-200	2095		2095			
44				DC-9-30	22085	10	22095			
45				B-737-100/200	9357	23	9380			
46				DC-9-50	2007		2007			
47				B-757-200	1418		1418			
48				DC-9-10	795	1	796			
49				DC-9-40	51	2	53			
50				F-28-4000/600	704	1	705			
51	SNEAR-METRO			209		209				
52	ALL TYPES			94220	96	94316	95084	92677	97.46	
53	COMMUNITY TOTAL BY CARRIER	AA--DOMESTIC	DC-9-80	1335		1335				
54			B-727-100	723		723				
55			B-727-200	7112	3	7115				
56		DC-10-10	703		703					
57		DC-10-30	1		1					
58		B-747	2		2					
59		B-747F	1		1					
60		ALL TYPES	9877	3	9880	9991	9876	98.84		
61		AL--DOMESTIC	BAC-111-200	2965	1	2966				
62			B-737-100/200	1485	5	1490				
63			DC-9-30	9174	3	9177				
64			B-727-200	1609		1609				
65	ALL TYPES	15233	9	15242	15561	15215	97.77			
66	BA--DOMESTIC	B-727-200	1946	17	1963					
67		ALL TYPES	1946	17	1963	1438	1427	99.23		
68	CB--DOMESTIC	B-727-100	96		96					
69		B-727-200	186		186					
70		ALL TYPES	282		282	288	282	97.91		
71	CC--DOMESTIC	DC-9-10	6		6					
72		DC-9-30	288		288					
73		DC-9-80	169		169					
74		B-727-100	174		174					
75		B-727-200	1269		1269					
76	DC-10-10	2		2						
77	ALL TYPES	1908		1908	1911	1899	99.37			
78	DL--DOMESTIC	DC-9-30		1	1					
79		B-727-200	5269	5	5274					
80	ALL TYPES	5269	6	5275	5314	5263	99.04			
81	EA--DOMESTIC	B-757-200	1421		1421					
82		DC-9-30	4741		4741					
83		DC-9-50	2375		2375					
84		B-727-100	2053	3	2056					
85		B-727-200	11301	3	11304					
86	L-1011/100/20	1	1	2						
87	ALL TYPES	21892	7	21899	20922	20408	97.54			
88	FH--DOMESTIC	B-727-100	702		702					
89		ALL TYPES	702		702	708	702	99.15		
90	L--DOMESTIC	B-737-100/200	2		2					
91		DC-9-10	695		695					

TABLE 7
AIRCRAFT DEPARTURES SCHEDULED AND AIRCRAFT DEPARTURES PERFORMED,
BY TYPE OF OPERATION, BY AIRCRAFT TYPE, BY COMMUNITY, AND BY CARRIER
12 MONTHS ENDED DECEMBER 31, 1984

Line No.	Area, state or country Community (Airport name)	Carrier and type of operation	Type of aircraft	Total departures performed			Departures scheduled	Scheduled departures completed	
				Scheduled service	Nonscheduled service	All services		Number	Percent of departures scheduled
1	2	3	4	5	6	7	8	9	
1	COMMUNITY TOTAL BY CARRIER	NL--DOMESTIC	(CONT.)						
2			DC-9-30	841	1	842			
3			DC-9-80	127		127			
4			ALL TYPES	1665	1	1666	1691	1665	98.46
5		NK--DOMESTIC	B-727-100	366		366			
6			B-727-200	5933		5933			
7			DC-10-40	711		711			
8			B-747	137		137			
9			ALL TYPES	7147		7147	7343	7141	97.24
10		NY--DOMESTIC	DC-9-30	7013	1	7014			
11			DC-9-80	2662		2662			
12			ALL TYPES	9675	1	9676	10017	9656	96.39
13		GZ--DOMESTIC	DC-9-10	76		76			
14			DC-9-30	855	7	902			
15			DC-9-40	51	2	53			
16			ALL TYPES	1022	9	1031	1033	1015	98.25
17		PA--DOMESTIC	B-727-100	574		574			
18			B-727-200	3968	2	3970			
19			DC-10-10	2		2			
20			L-1011-500 TR	2		2			
21			B-747	393		393			
22			B-747-200	16		16			
23			ALL TYPES	4955	2	4957	5121	4925	96.17
24		PA--INTERNATIONAL	DC-10-30		1	1			
25			L-1011-500 TR		1	1			
26			B-747	354		354			
27			B-747-200	16		16			
28			B-747SP	1		1			
29			ALL TYPES	372	1	373	364	362	99.45
30		PA--TOTAL	B-727-100	574		574			
31			B-727-200	3968	2	3970			
32			DC-10-10	2		2			
33			DC-10-30		1	1			
34			L-1011-500 TR	3		3			
35			B-747	747		747			
36			B-747-200	32		32			
37			B-747SP	1		1			
38			ALL TYPES	5327	3	5330	5485	5287	96.39
39		PE--DOMESTIC	B-737-100/200	2050		2050			
40			B-727-200	1771		1771			
41			ALL TYPES	3821		3821	3967	3820	96.29
42		PI--DOMESTIC	F-28-4000/600	4	1	5			
43			B-737-100/200	6044	19	6063			
44			B-727-100	242		242			
45			B-727-200	2777		2777			
46			ALL TYPES	9087	20	9107	9188	9074	98.75
47		QH--DOMESTIC	B-737-100/200	462		462			
48			ALL TYPES	482		482	507	478	94.28
49		RC--DOMESTIC	DC-9-10	736	1	737			
50			DC-9-30	2071	1	2072			
51			DC-9-50	246	10	256			
52			DC-9-80		4	4			
53			B-727-200	2		2			
54			ALL TYPES	3055	16	3071	3084	3032	98.31
55		Tk--DOMESTIC	B-767-200	239		239			
56			DC-9-80	1150		1150			
57			B-727-100	330		330			
58			B-727-200	4283		4283			
59			L-1011/100/20	468		468			
60			ALL TYPES	6470		6470	6621	6446	97.35
61		Tk--INTERNATIONAL	L-1011/100/20	200		200			
62			B-747	3		3			
63			ALL TYPES	203		203	201	199	99.00
64		Tk--TOTAL	B-767-200	239		239			
65			DC-9-80	1150		1150			
66			B-727-100	330		330			
67			B-727-200	4283		4283			
68			L-1011/100/20	668		668			
69			B-747	3		3			
70			ALL TYPES	6673		6673	6822	6645	97.40
71		UA--DOMESTIC	B-737-100/200	1944		1944			
72			B-767-200	386		386			
73			B-727-100	1192	17	1209			
74			B-727-200	4334	44	4378			
75			DC-10-10	2019	3	2022			
76			B-747	9		9			
77			DC-8-50F	1		1			
78			DC-8-71	182	15	197			
79			ALL TYPES	10067	79	10146	10437	10043	96.22
80		UR--DOMESTIC	SHEAR-HEURO	209		209			
81			F-28-4000/600	700		700			
82			ALL TYPES	909		909	939	907	96.59
83		VA--DOMESTIC	B-727-200	2145		2145			
84			DC-10-10	1		1			
85			ALL TYPES	2146		2146	2182	2144	98.25
86		ZP--DOMESTIC	B-737-100/200	247		247			
87			DC-9-10	15		15			
88			DC-9-30	132		132			
89			DC-8-80	1		1			
90			ALL TYPES	395		395	424	395	93.16
91		COMMUNITY TOTAL	DOMESTIC	B-727-100	6452	20	6472		
92			B-727-200	53905	74	53979			
93			DC-10-10	2727	5	2730			
94			B-747	541		541			

TABLE 7
 AIRCRAFT DEPARTURES SCHEDULED AND AIRCRAFT DEPARTURES PERFORMED,
 BY TYPE OF OPERATION, BY AIRCRAFT TYPE, BY COMMUNITY, AND BY CARRIER
 12 MONTHS ENDED DECEMBER 31, 1984

Line No.	Area, state or country Community (Airport name)	Carrier and type of operation	Type of aircraft	Total departures performed			Scheduled departures completed		
				Scheduled service	Non-scheduled service	All services	Number	Percent of departures scheduled	
1	COMMUNITY TOTAL	DOMESTIC	(CONT.)						
2			B-747F	1		1			
3			DC-10-30	1		1			
4			DC-9-80	5444	4	5448			
5			DC-9-30	25155	14	25169			
6			BAC-111-200	2965	1	2966			
7			B-737-100/200	12274	24	12298			
8			DC-9-10	1528	1	1529			
9			L-1011/100/20	469	1	470			
10			DC-9-50	2621	10	2631			
11			B-757-200	1421		1421			
12			DC-10-40	711		711			
13			L-1011-500 TR	2		2			
14			B-747-200	16		16			
15			B-747-200	625		625			
16			*DC-8-50F	1		1			
17			DC-8-71	182	15	197			
18			DC-9-40	51	2	53			
19			F-28-4000/600	704	1	705			
20			SWEAR-METRO	209		209	118687	115813	97.57
21			ALL TYPES	118005	170	118175			
22		INTERNATIONAL	B-747	357		357			
23			DC-10-30		1	1			
24			B-747-200	16		16			
25			L-1011-500 TR	1		1			
26			B-747SP	1		1			
27			L-1011/100/20	200		200	565	561	99.29
28			ALL TYPES	575	1	576			
29		TOTAL	B-727-100	6452	20	6472			
30			B-727-200	53905	74	53979			
31			DC-10-10	2727	3	2730			
32			B-747	898		898			
33			B-747F	1		1			
34			DC-10-30	1	1	2			
35			DC-9-80	5444	4	5448			
36			DC-9-30	25155	14	25169			
37			BAC-111-200	2965	1	2966			
38			B-737-100/200	12274	24	12298			
39			DC-9-10	1528	1	1529			
40			L-1011/100/20	469	1	470			
41			DC-9-50	2621	10	2631			
42			B-757-200	1421		1421			
43			DC-10-40	711		711			
44			L-1011-500 TR	2		2			
45			B-747-200	32		32			
46			B-747SP	1		1			
47			B-747-200	625		625			
48			*DC-8-50F	1		1			
49			DC-8-71	182	15	197			
50			DC-9-40	51	2	53			
51			F-28-4000/600	704	1	705			
52			SWEAR-METRO	209		209	119252	116374	97.58
53			ALL TYPES	118580	171	118751			
54	FLORIDA								
55									
56									
57									
58									
59	DAYTONA BEACH (DAYTONA BEACH REGIONAL)	DL--DOMESTIC	B-727-200	389		389			
60			DC-9-30	674		674			
61			DC-8-71	7		7			
62			B-737-100/200	45		45	1121	1113	99.28
63			ALL TYPES	1115		1115			
64		EA--DOMESTIC	DC-9-30	574		574			
65			B-727-100	113		113			
66			B-727-200	980		980			
67			DC-9-30	1050		1050			
68			A-300B	2		2			
69			B-757-200	16		16	2766	2720	98.33
70			ALL TYPES	2735		2735			
71		PI--DOMESTIC	B-737-100/200	1096	1	1097			
72			B-727-200	2		2			
73			ALL TYPES	1098	2	1100	1103	1096	99.36
74		COMMUNITY TOTAL	DOMESTIC	B-727-200	1371	1	1372		
75			DC-9-30	1240		1240			
76			DC-8-71	7		7			
77			B-737-100/200	1141	1	1142			
78			B-727-100	113		113			
79			DC-9-50	1050		1050			
80			A-300B	2		2			
81			B-757-200	16		16	4990	4929	98.77
82			ALL TYPES	4948	2	4950			
83	EGLIN AIR FORCE BASE (EGLIN AFB)	RC--DOMESTIC	DC-9-10	358		358			
84			DC-9-30	1345		1345			
85			DC-9-50	611	8	619			
86			DC-9-80	2	2	4			
87			B-727-200	2		2			
88			ALL TYPES	2314	12	2326	2354	2286	97.11
89	FT MYERS (SOUTHWEST)	AA--DOMESTIC	B-727-200	802		802			
90			B-727-100	9		9			
91			ALL TYPES	811		811	816	811	99.38
92		AL--DOMESTIC	DC-9-30	1	4	5			
93			B-737-100/200	27		27			
94			ALL TYPES	28	4	32	28	28	100.00
95		DL--DOMESTIC	B-727-200	954		954			
96			DC-8-71	234		234			
97			DC-9-30	731		731			
98			B-737-200	17		17			
99			ALL TYPES	1936		1936	1942	1933	99.53
100		EA--DOMESTIC	DC-9-30	916		916			

TABLE 7
 AIRCRAFT DEPARTURES SCHEDULED AND AIRCRAFT DEPARTURES PERFORMED,
 BY TYPE OF OPERATION, BY AIRCRAFT TYPE, BY COMMUNITY, AND BY CARRIER
 12 MONTHS ENDED DECEMBER 31, 1984

Line No.	Area, state or country Community (Airport name)	Carrier and type of operation	Type of aircraft	Total departures performed			Departures scheduled	Scheduled departures community	
				Scheduled service	Nonscheduled service	All services		Number	Percent of departures scheduled
1	2	3	4	5	6	7	8	9	
1	SOUTHWEST	EA—DOMESTIC	(CONT.)						
2			B-727-200	823		823			
3			B-727-100	256		256			
4			DC-9-50	471		471			
5			B-757-200	467		467			
6			A-300B	1		1			
7			ALL TYPES	2974		2974	2993	2968	99.16
8									
9		NA—DOMESTIC	B-727-200	722		722			
10			DC-10-40	2		2			
11			B-727-100	8		8			
12			ALL TYPES	732		732	737	731	99.18
13									
14		CZ—DOMESTIC	DC-9-30	655	2	657			
15			DL-9-40	39	1	40			
16			DC-9-10	37		37			
17			ALL TYPES	731	3	734	737	734	99.59
18									
19		PA—DOMESTIC	B-727-200	291		291			
20			B-727-100	207		207			
21			ALL TYPES	498		498	496	493	99.39
22									
23		RC—DOMESTIC	DC-9-30	5		5			
24			DC-9-50	346		346			
25			B-727-200	58		58			
26			ALL TYPES	449		449	451	449	99.55
27									
28		TV—DOMESTIC	DC-9-80	1		1			
29			ALL TYPES	1		1			
30									
31		UA—DOMESTIC	B-727-200	928		928			
32			B-737-100/200	484		484			
33			B-727-100	22		22			
34			DC-8-71	1		1			
35			ALL TYPES	1434	1	1435	1464	1431	97.74
36									
37		COMMUNITY TOTAL	DOMESTIC	B-727-200	4618		4618		
38			B-727-100	542		542			
39			DC-9-30	2308	6	2314			
40			B-737-100/200	511		511			
41			DC-8-71	234	1	235			
42			B-757-200	484		484			
43			DC-9-50	817		817			
44			A-300B	1		1			
45			DC-10-40	2		2			
46			DC-9-40	39	1	40			
47			DC-9-10	37		37			
48			DC-9-80	1		1			
49			ALL TYPES	9594	8	9602	9664	9578	99.11
50									
51		GAINESVILLE							
52		(GAINESVILLE NMI)	EA—DOMESTIC	DC-9-30	656		656		
53			B-727-100	297		297			
54			B-727-200	788	2	790			
55			DC-9-50	393		393			
56			ALL TYPES	2124	2	2126	2128	2118	99.53
57									
58		HOMESTEAD							
59		(HOMESTEAD AFB)	EA—DOMESTIC	B-727-200	1		1		
60			ALL TYPES	1		1			
61									
62		JACKSONVILLE							
63		(JACKSONVILLE INTERNATIONAL)	AA—DOMESTIC	B-727-200	128		128		
64			B-727-100	1222		1222			
65			ALL TYPES	1350		1350	1390	1350	97.12
66									
67			DL—DOMESTIC	DC-9-30	4		4		
68			B-727-200	1830	11	1841			
69			L-1011/100/20	1016		1016			
70			L-1011-500 TR	9		9			
71			DC-8-71	212		212			
72			B-767-200	187		187			
73			B-737-100/200	238		238			
74			B-757-200	25		25			
75			ALL TYPES	3521	11	3532	3527	3506	99.40
76									
77			EA—DOMESTIC	DC-9-30	2205		2205		
78			B-727-100	492		492			
79			B-727-200	2709		2709			
80			L-1011/100/20	7		7			
81			DC-9-50	1193		1193			
82			A-300B	5		5			
83			B-757-200	174		174			
84			ALL TYPES	6785		6785	6843	6728	98.31
85									
86			EA—INTERNATIONAL	DC-9-30	2		2		
87			B-727-200	1		1			
88			ALL TYPES	3		3			
89									
90			EA—TOTAL	DC-9-30	2207		2207		
91			B-727-100	492		492			
92			B-727-200	2710		2710			
93			L-1011/100/20	7		7			
94			DC-9-50	1193		1193			
95			A-300B	5		5			
96			B-757-200	174		174			
97			ALL TYPES	6788		6788	6843	6728	98.31
98									
99			AA—DOMESTIC	B-727-200	1		1		
100			ALL TYPES	1		1			
101									
102			OZ—DOMESTIC	DC-9-10	25		25		
103			DC-9-30	453	8	461			
104			DC-9-40	12		12			
105			ALL TYPES	490	9	499	491	488	99.38
106									
107			PA—DOMESTIC	B-727-200	1		1		
108			L-1011-500 TR	1		1			
109			ALL TYPES	1	1	2			
110									
111			PE—DOMESTIC	B-737-100/200	878		878		
112			B-727-200	1470		1470			

TABLE 7
 AIRCRAFT DEPARTURES SCHEDULED AND AIRCRAFT DEPARTURES PERFORMED,
 BY TYPE OF OPERATION, BY AIRCRAFT TYPE, BY COMMUNITY, AND BY CARRIER
 12 MONTHS ENDED DECEMBER 31, 1964

Line No.	Aircraft state or country Community (Airport name)	Carrier and type of operation	Type of aircraft	Total departures performed			Departures scheduled	Schedule of departures completed	
				Scheduled service	Nonscheduled service	All services		Number	Percent of departures scheduled
1	2	3	4	5	6	7	8	9	
1	JACKSONVILLE INTERNATIONAL	PE--DOMESTIC	(CONT.) ALL TYPES	2348		2348	2412	2346	97.26
2		PI--DOMESTIC	B-737-100/200 B-727-200 B-727-100 F-28-4000/600 ALL TYPES	2920 248 1 2 3168	1 1 2 4	2921 248 1 2 3172	3183	3163	99.37
3		QS--DOMESTIC	DC-9-10 ALL TYPES	1 1		1 1	1	1	100.00
4		RC--DOMESTIC	DC-9-30 DC-9-10 ALL TYPES	29 98 127		29 98 127	134	127	94.77
5		TK--DOMESTIC	B-727-100 B-727-200 ALL TYPES	191 51 242		191 51 242	247	242	97.97
6		UA--DOMESTIC	B-737-100/200 B-727-100 B-727-200 ALL TYPES	188 135 83 406		188 135 83 406	424	405	95.51
25	COMMUNITY TOTAL	DOMESTIC	B-727-200 B-727-100 DC-9-30 L-1011/100/20 L-1011-500 TR DC-8-71 B-767-200 B-737-100/200 B-757-200 DC-9-50 A-300B DC-9-10 DC-9-40 F-28-4000/600 ALL TYPES	6520 2040 2691 1023 10 212 187 4224 199 1193 5 124 12 18440	12 1 8 10 10 1 1 1 1 1 1 2 2	6532 2041 2699 1023 10 212 187 4225 199 1193 5 124 13 18465	18652	18356	98.41
26		INTERNATIONAL	DC-9-30 B-727-200 ALL TYPES	2 1 3		2 1 3			
27		TOTAL	B-727-200 B-727-100 DC-9-30 L-1011/100/20 L-1011-500 TR DC-8-71 B-767-200 B-737-100/200 B-757-200 DC-9-50 A-300B DC-9-10 DC-9-40 F-28-4000/600 ALL TYPES	6521 2040 2693 1023 10 212 187 4224 199 1193 5 124 12 18443	12 1 8 10 10 1 1 1 1 1 1 2 2	6533 2041 2701 1023 10 212 187 4225 199 1193 5 124 13 18468	18652	18356	98.41
61	NELBORNE (CAPE KENNEDY REGIONAL)	DL--DOMESTIC	DC-9-30 ALL TYPES	1082 1082		1082 1082	1086	1081	99.53
62		EA--DOMESTIC	DC-9-30 B-727-100 B-727-200 DC-9-50 B-757-200 ALL TYPES	511 45 956 1033 1 2546		511 45 956 1033 1 2546	2572	2537	98.63
63		PE--DOMESTIC	B-737-100/200 B-727-200 ALL TYPES	1136 553 1689		1136 553 1689	1775	1689	95.15
76	COMMUNITY TOTAL	DOMESTIC	DC-9-30 B-727-100 B-727-200 DC-9-50 B-757-200 B-737-100/200 ALL TYPES	1593 45 1509 1033 1 1136 5317		1593 45 1509 1033 1 1136 5317	5433	5307	97.68
85	MIAMI/FT LAUDERDALE (FT. LAUDERDALE-HOLLYWOOD INTL)	AA--DOMESTIC	B-727-100 B-727-200 ALL TYPES	19 1195 1214		19 1195 1214	1224	1214	99.18
86		AL--DOMESTIC	DC-9-30 B-737-100/200 B-727-200 B-737-300 ALL TYPES	156 736 29 14 935	117 36	273 772 29 14 1088	931	930	99.89
87		BA--DOMESTIC	B-727-200 ALL TYPES	1 1		1 1			
88		CC--DOMESTIC	B-727-200 DC-9-30 DC-9-10 B-727-100 ALL TYPES	211 845 13 13 1082		211 845 13 13 1082	1088	1074	98.71
89		CC--INTERNATIONAL	B-727-200 ALL TYPES	3 3		3 3			
90		CC--TOTAL	B-727-200 DC-9-30 DC-9-10 B-727-100 ALL TYPES	214 845 13 13 1085		214 845 13 13 1085	1088	1074	98.71

TABLE 7
 AIRCRAFT DEPARTURES SCHEDULED AND AIRCRAFT DEPARTURES PERFORMED,
 BY TYPE OF OPERATION, BY AIRCRAFT TYPE, BY COMMUNITY, AND BY CARRIER
 12 MONTHS ENDED DECEMBER 31, 1984

Line No.	Area, state or country Community (Airport name)	Carrier and type of operation	Type of aircraft	Total departures performed			Schedule of departures completed		
				Scheduled service	Nonscheduled service	All services	Departures scheduled	Number	Percent of departures scheduled
1	2	3	4	5	6	7	8	9	
1	FF. LAUDEKDALE-HOLLYWOOD INTL	(CONT.)							
2		DL---DOMESTIC	DC-9-30	154		154			
3			B-727-200	5577	2	5579			
4			L-1011/100/20	3938		3938			
5			DC-8-71	477		477			
6			B-767-200	581		581			
7			B-737-100/200	1		1			
8			L-1011-500 TR	2		2			
9			B-757-200	16		16			
10			ALL TYPES	10746	2	10748	10783	10695 99.18	
11		DL---INTERNATIONAL	B-727-200	1		1			
12			ALL TYPES	1		1			
13		DL---TOTAL	DC-9-30	154		154			
14			B-727-200	5578	2	5580			
15			L-1011/100/20	3938		3938			
16			DC-8-71	477		477			
17			B-767-200	581		581			
18			B-737-100/200	1		1			
19			L-1011-500 TR	2		2			
20			B-757-200	16		16			
21			ALL TYPES	10747	2	10749	10783	10695 99.18	
22		EA---DOMESTIC	DC-9-30	1127		1127			
23			B-727-100	787		787			
24			B-727-200	3954	4	3958			
25			L-1011/100/20	269		269			
26			DC-9-50	555		555			
27			A-300B	1521	2	1523			
28			B-757-200	475	1	476			
29			EURO AIRBUS 3	1		1			
30			ALL TYPES	8689	7	8696	8753	8646 98.77	
31		EA---INTERNATIONAL	DC-9-30	179		179			
32			B-727-100	11		11			
33			B-727-200	170		170			
34			B-757-200	1		1			
35			A-300B	1		1			
36			DC-9-50	1		1			
37			ALL TYPES	363		363	366	363 99.18	
38		EA---TOTAL	DC-9-30	1306		1306			
39			B-727-100	798		798			
40			B-727-200	4124	4	4128			
41			L-1011/100/20	269		269			
42			DC-9-50	556		556			
43			A-300B	1522	2	1524			
44			B-757-200	476	1	477			
45			EURO AIRBUS 3	1		1			
46			ALL TYPES	9057	7	9064	9119	9009 98.79	
47		NI---DOMESTIC	DC-9-30	171		171			
48			DC-9-80	173		173			
49			ALL TYPES	344		344	341	336 98.53	
50		NI---INTERNATIONAL	B-727-100	4		4			
51			B-727-200	787		787			
52			DC-10-40	128		128			
53			B-747	4		4			
54			ALL TYPES	923		923	931	919 98.71	
55		G2---DOMESTIC	DC-9-10	81		81			
56			DC-9-30	601	1	602			
57			DC-9-40	48		48			
58			ALL TYPES	730	1	731	734	730 99.45	
59		PA---DOMESTIC	B-727-100	1		1			
60			ALL TYPES	1		1			
61		DN---DOMESTIC	B-737-100/200	699	1	700			
62			ALL TYPES	699	1	700	769	680 88.42	
63		QS---DOMESTIC	DC-8-50	11		11			
64			B-727-100	586	14	600			
65			DC-8-62	520	123	643			
66			B-727-200	730	320	1050			
67			EURO AIRBUS 3	297	5	302			
68			DC-9-10	16		16			
69			ALL TYPES	2160	462	2622	2181	2156 98.85	
70		RC---DOMESTIC	DC-9-10	48		48			
71			DC-9-30	265	8	273			
72			DC-9-50	482	57	539			
73			ALL TYPES	795	65	860	796	795 99.87	
74		Tb---DOMESTIC	B-727-200	297		297			
75			B-727-100	7		7			
76			DC-9-80	420		420			
77			ALL TYPES	724		724	751	724 96.40	
78		UA---DOMESTIC	B-727-100	619		619			
79			B-727-200	929	3	932			
80			DC-8-71	219	21	240			
81			DC-10-10	1		1			
82			B-737-100/200	4		4			
83			ALL TYPES	1772	25	1797	1814	1763 97.18	
84		ZC---DOMESTIC	B-737-100/200	120		120			
85			BAC-111-200	752		752			
86			ALL TYPES	872		872	903	872 96.56	
87		AIRPORT TOTAL	DOMESTIC	B-727-100	2036	14	2050		
88			B-727-200	13710	329	14039			
89			DC-9-30	3319	126	3445			
90			B-737-100/200	1540	37	1577			
91			B-737-300	14		14			
92			DC-9-10	158		158			
93			L-1011/100/20	4207		4207			
94			DC-8-71	696	21	717			
95			B-767-200	581		581			
96			L-1011-900 TR	2		2			

UNCU




TABLE 7
AIRCRAFT DEPARTURES SCHEDULED AND AIRCRAFT DEPARTURES PERFORMED,
BY TYPE OF OPERATION, BY AIRCRAFT TYPE, BY COMMUNITY, AND BY CARRIER
12 MONTHS ENDED DECEMBER 31, 1964

Line No.	Aircraft community (Airport name)	Carrier and type of operation	Type of aircraft	Total departures performed			Scheduled departures completed	
				Scheduled service	Nonscheduled service	All services	Number	Percent of departures scheduled
1	2	3	4	5	6	7	8	9
1	AIRPORT TOTAL	DOMESTIC	(CONT.)					
2			B-727-200	491	1	492		
3			DC-9-50	1037	57	1094		
4			A-300B	1521	2	1523		
5			EURO AIRBUS 3	298	5	303		
6			DC-9-80	593		593		
7			DC-10-40	128		128		
8			B-747	4		4		
9			DC-9-40	48		48		
10			DC-8-50	11		11		
11			DC-8-62	520	123	643		
12			DC-10-10	1		1		
13			BAC-111-200	752		752		
14			ALL TYPES	31687	716	32403	31990	31534 98.54
15		INTERNATIONAL	B-727-200	174		174		
16			DC-9-30	179		179		
17			B-727-100	11		11		
18			B-757-200	1		1		
19			A-300B	1		1		
20			DC-9-50	1		1		
21			ALL TYPES	367		367	366	363 99.18
22		TOTAL	B-727-100	2047	14	2061		
23			B-727-200	13884	329	14213		
24			DC-9-30	3498	126	3624		
25			B-737-100/200	1560	37	1597		
26			B-737-300	14		14		
27			DC-9-10	158		158		
28			L-1011/100/20	4207		4207		
29			DC-8-71	696	21	717		
30			B-767-200	561		561		
31			L-1011-500 TR	2		2		
32			B-757-200	452	1	453		
33			DC-9-50	1030	57	1087		
34			A-300B	1522	2	1524		
35			EURO AIRBUS 3	298	5	303		
36			DC-9-80	593		593		
37			DC-10-40	128		128		
38			B-747	4		4		
39			DC-9-40	48		48		
40			DC-8-50	11		11		
41			DC-8-62	520	123	643		
42			DC-10-10	1		1		
43			BAC-111-200	752		752		
44			ALL TYPES	32054	716	32770	32365	31897 98.55
45	(MIAMI INTERNATIONAL)	AA--DOMESTIC	DC-10-10	185		185		
46			B-727-200	1532	1	1533		
47			B-727-100	41		41		
48			B-767-200	44		44		
49			ALL TYPES	1802	1	1803	1817	1801 99.11
50		AA--INTERNATIONAL	DC-10-10	1		1		
51			B-727-200	3		3		
52			ALL TYPES	4		4	4	4 100.00
53		AA--TOTAL	DC-10-10	186		186		
54			B-727-200	1535	1	1536		
55			B-727-100	41		41		
56			B-767-200	44		44		
57			ALL TYPES	1806	1	1807	1821	1805 99.12
58		AE--DOMESTIC	*DC-8A	10		10		
59			ALL TYPES	10		10	10	10 100.00
60		BN--DOMESTIC	B-727-200	853	7	860		
61			ALL TYPES	853	7	860	855	852 99.64
62		CC--DOMESTIC	B-727-100	893	10	903		
63			ALL TYPES	893	10	903	960	889 92.60
64		CL--DOMESTIC	DC-8-63	98	1	99		
65			DC-8-50	19		19		
66			DC-8-62	377		377		
67			ALL TYPES	494	1	495	604	494 81.51
68		CL--INTERNATIONAL	DC-8-63	17		17		
69			DC-8-62	100	1	101		
70			ALL TYPES	117	1	118	124	117 92.85
71		CL--TOTAL	DC-8-63	115	1	116		
72			DC-8-50	19		19		
73			DC-8-62	477	1	478		
74			ALL TYPES	611	2	613	732	611 85.46
75		CC--DOMESTIC	B-727-200	888		888		
76			DC-9-30	69		69		
77			DC-10-10	18		18		
78			B-727-100	28		28		
79			DC-9-10	1		1		
80			ALL TYPES	1004		1004	1011	1003 99.20
81		CC--INTERNATIONAL	B-727-200	3		3		
82			ALL TYPES	3		3		
83		CO--TOTAL	B-727-200	891		891		
84			DC-9-30	69		69		
85			DC-10-10	18		18		
86			B-727-100	28		28		
87			DC-9-10	1		1		
88			ALL TYPES	1007		1007	1011	1003 99.20
89		DL--DOMESTIC	DC-9-30	154		154		
90			B-727-200	3094		3094		
91			L-1011/100/20	1954		1954		
92			L-1011-500 TR	234		234		
93			DC-8-71	479	1	480		
94			B-767-200	321		321		
95			ALL TYPES	6436	1	6437	6445	6414 99.51
96		EA--DOMESTIC	DC-9-30	5108		5108		

TABLE 7
 AIRCRAFT DEPARTURES SCHEDULED AND AIRCRAFT DEPARTURES PERFORMED,
 BY TYPE OF OPERATION, BY AIRCRAFT TYPE, BY COMMUNITY, AND BY CARRIER
 12 MONTHS ENDED DECEMBER 31, 1984

Line No.	Area, state or country Community (Airport name)	Carrier and type of operation	Type of aircraft	Total departures performed			Scheduled departures completed	
				Scheduled service	Non-scheduled service	All services	Number	Percent of departures scheduled
1	2	3	4	5	6	7	8	9
1	MIAMI INTERNATIONAL	EA--DOMESTIC	(COMT-) B-727-100	2881	1	2882		
2			B-727-200	8478	12	8490		
3			L-1011/100/20	4330	10	4340		
4			DC-9-50	813		813		
5			A-300B	4532		4532		
6			EURO AIRBUS 3	3	2	5		
7			B-757-200	1640	5	1645		
8			ALL TYPES	27785	30	27815	28049	27628 98.49
9		EA--INTERNATIONAL	DC-9-30	14		14		
10			B-727-100	199		199		
11			B-727-200	3251	1	3252		
12			L-1011/100/20	2094	7	2101		
13			A-300B	1471		1471		
14			DC-9-50	3		3		
15			B-757-200	106		106		
16			ALL TYPES	7138	8	7146	7175	7117 99.19
17		EA--TOTAL	DC-9-30	5122		5122		
18			B-727-100	3080	1	3081		
19			B-727-200	11729	13	11742		
20			L-1011/100/20	6424	17	6441		
21			DC-9-50	816		816		
22			A-300B	6003		6003		
23			EURO AIRBUS 3	3	2	5		
24			B-757-200	1746	5	1751		
25			ALL TYPES	34923	38	34961	35224	34745 98.64
26		FT--DOMESTIC	*DC-8-63F	236		236		
27			*DC-8-61	255		255		
28			*B-747F	70		70		
29			*B-727-100	8		8		
30			*B-747	33		33		
31			ALL TYPES	602		602	673	576 85.58
32		FT--INTERNATIONAL	*DC-8-63F	12		12		
33			*B-747F	66		66		
34			*B-747	33	5	38		
35			*B-727-100	4		4		
36			ALL TYPES	111	9	120	109	101 92.66
37		FT--TOTAL	*DC-8-63F	248		248		
38			*DC-8-61	255		255		
39			*B-747F	136		136		
40			*B-727-100	8	4	12		
41			*B-747	66	5	71		
42			ALL TYPES	713	9	722	782	677 86.57
43		Jh--DOMESTIC	B-707-300C	79	10	89		
44			B-4-62	171	28	199		
45			DC-8-63	119	12	131		
46			DC-8-50	104	18	122		
47			DC-8-61	70	7	77		
48			DC-8-73	50	2	52		
49			DC-10-30	37	3	40		
50			B-727-100	2	2	4		
51			ALL TYPES	722	82	804	730	730 100.00
52		Jh--INTERNATIONAL	B-707-300C	3	47	50		
53			DC-8-50	48	48	96		
54			DC-8-62	54	58	112		
55			DC-8-63	17	17	34		
56			DC-8-73	3	3	6		
57			DC-10-30	2	2	4		
58			DC-8-61	2	2	4		
59			ALL TYPES	57	177	234	57	57 100.00
60		Jh--TOTAL	B-707-300C	82	57	139		
61			DC-8-62	225	86	311		
62			DC-8-63	119	29	148		
63			DC-8-50	104	66	170		
64			DC-8-61	70	9	79		
65			DC-8-73	50	5	55		
66			DC-10-30	37	5	42		
67			B-727-100	2	2	4		
68			ALL TYPES	779	259	1038	787	787 100.00
69		Ni--DOMESTIC	DC-9-30	167		167		
70			DC-9-80	13		13		
71			ALL TYPES	180		180	183	172 95.98
72		Nb--DOMESTIC	B-727-200	480		480		
73			DC-10-40	678		678		
74			B-747	13		13		
75			B-727-100	3		3		
76			ALL TYPES	1174		1174	1206	1172 97.18
77		Nk--INTERNATIONAL	B-747	1		1		
78			ALL TYPES	1		1	1	1 100.00
79		Nb--TOTAL	B-727-200	480		480		
80			DC-10-40	678		678		
81			B-747	14		14		
82			B-727-100	3		3		
83			ALL TYPES	1175		1175	1207	1173 97.18
84		Oz--DOMESTIC	DC-9-10	60		60		
85			DC-9-30	738	2	740		
86			DC-9-40	73		73		
87			DC-9-80	3		3		
88			ALL TYPES	874	2	876	898	873 97.21
89		Pa--DOMESTIC	B-747	157		157		
90			DC-10-10	297		297		
91			B-727-200	4830	12	4842		
92			DC-10-30	79		79		
93			B-727-100	7938		7938		
94			B-747SP	15		15		
95			L-1011-300 TR	815		815		
96			B-747-200	17		17		
97			ALL TYPES	14168	12	14172	14699	14142 96.21

TABLE 7
 AIRCRAFT DEPARTURES SCHEDULED AND AIRCRAFT DEPARTURES PERFORMED,
 BY TYPE OF OPERATION, BY AIRCRAFT TYPE, BY COMMUNITY, AND BY CARRIER
 12 MONTHS ENDED DECEMBER 31, 1984

Line No.	Arre, state or country Community (Airport name)	Carrier and type of operation	Type of aircraft	Total departures performed			Departures scheduled	Scheduled departures completed	
				Scheduled service	Nonscheduled service	All services		Number	Percent of departures scheduled
	1	2	3	4	5	6	7	8	9
1	MIAMI INTERNATIONAL	(CONT.)							
2		PA--INTERNATIONAL	B-747	438		438			
3			B-747-200	34		34			
4			B-727-100	91		91			
5			DC-10-30	122	7	129			
6			DC-10-10	154		154			
7			B-727-200	1905		1905			
8			L-1011-500 TR	608		608			
9			B-747SP	3		3			
10			ALL TYPES	3357	7	3364	3375	3327	98.57
11		PA--TOTAL							
12			B-747	635		635			
13			DC-10-10	453		453			
14			B-727-200	6735	12	6747			
15			DC-10-30	201	7	208			
16			B-727-100	8001		8001			
17			B-747SP	18		18			
18			L-1011-500 TR	1423		1423			
19			B-747-200	51		51			
20			ALL TYPES	17517	19	17536	18074	17469	96.65
21		PE--DOMESTIC							
22			B-727-200	464		464			
23			B-737-100/200	4		4			
24			ALL TYPES	468		468	470	465	98.93
25		PI--DOMESTIC							
26			B-737-100/200	2287	6	2293			
27			B-727-100	8		8			
28			B-727-200	1529		1529			
29			ALL TYPES	3824	6	3830	3854	3822	99.16
30		QH--DOMESTIC							
31			B-737-100/200	1406	2	1408			
32			CV-580	4		4			
33			VV-700	1		1			
34			ALL TYPES	1411	2	1413	1487	1364	91.72
35		QH--INTERNATIONAL							
36			DC-10-30	69		69			
37			DC-8-10	6	1	7			
38			B-737-100/200	705	35	740			
39			DC-3/C-47	1		1			
40			M-484	158		158			
41			C-411	17		17			
42			BH-99	222		222			
43			CV-340/440	2		2			
44			ALL TYPES	1070	36	1106	1080	1034	95.74
45		QH--TOTAL							
46			B-737-100/200	2111	37	2148			
47			CV-580	4		4			
48			VV-700	1		1			
49			DC-10-30	69		69			
50			DC-8-10	6	1	7			
51			DC-3/C-47	1		1			
52			M-484	158		158			
53			C-411	17		17			
54			BH-99	112		112			
55			CV-340/440	2		2			
56			ALL TYPES	2481	38	2519	2567	2398	95.41
57		QS--DOMESTIC							
58			B-727-100	182	69	251			
59			EURO AIRBUS 3	317		317			
60			B-727-200	61	22	83			
61			DC-8-42	37	1	38			
62			DC-9-10	26		26			
63			ALL TYPES	623	93	716	633	623	98.42
64		RC--DOMESTIC							
65			DC-9-30	1440	1	1441			
66			DC-9-10	1085		1085			
67			DC-9-50	1840	1	1841			
68			ALL TYPES	4365	2	4367	4402	4348	98.77
69		SI--DOMESTIC							
70			B-707-300C	1	1	2			
71			ALL TYPES	1	1	2			
72		Tb--DOMESTIC							
73			B-727-100	23		23			
74			B-727-200	801	1	802			
75			L-1011/100/20	268		268			
76			DC-9-80	225		225			
77			B-747-200	9		9			
78			ALL TYPES	1326	1	1327	1359	1326	97.42
79		LA--DOMESTIC							
80			B-737-100/200	11		11			
81			B-727-100	306	3	311			
82			B-727-200	820	10	830			
83			DC-10-10	114		114			
84			B-747	6		6			
85			DC-8-71	787	17	804			
86			ALL TYPES	2040	36	2076	2111	2066	96.44
87		ZC--DOMESTIC							
88			B-737-100/200	113		113			
89			BAC-111-200	539		539			
90			ALL TYPES	652		652	668	647	96.85
91		ZB--DOMESTIC							
92			DC-9-80	2		2			
93			B-737-100/200	317		317			
94			ALL TYPES	319		319	329	319	96.96
95		ZC--INTERNATIONAL							
96			B-707-300	18		18			
97			DC-8-50	1		1			
98			ALL TYPES	19		19	19	19	100.00
99		AIAPORT TOTAL	DOMESTIC						
100			DC-10-10	614		614			
101			B-727-200	2389	65	2454			
102			B-727-100	1277	85	1362			
103			B-747-200	574		574			
104			DC-8A	10		10			
105			DC-8-43	217	13	230			
106			DC-8-90	123	10	133			
107			DC-8-42	368	29	397			
108			DC-9-30	7676	3	7679			
109			DC-9-10	1172		1172			
110			L-1011/100/20	6882	10	6892			
111			L-1011-500 TR	1849		1849			
112			DC-8-71	1364	18	1382			

TABLE 7
AIRCRAFT DEPARTURES SCHEDULED AND AIRCRAFT DEPARTURES PERFORMED,
BY TYPE OF OPERATION, BY AIRCRAFT TYPE, BY COMMUNITY, AND BY CARRIER
12 MONTHS ENDED DECEMBER 31, 1984

Line No.	Area, state or country Community (Airport name)	Carrier and type of operation	Type of aircraft	Total departures performed			Scheduled departures completed	
				Scheduled service	Nonscheduled service	All services	Number	Percent of departures scheduled
1	AIRPORT TOTAL	DOMESTIC	(CONT.)					
2			DC-9-50	2653	1	2654		
3			A-300B	4532		4532		
4			EURO AIRBUS 3	320	3	323		
5			B-757-200	1640	5	1645		
6			*DC-8-63F	236		236		
7			*DC-8-61	255		255		
8			*B-747F	70		70		
9			*B-727-100	8		8		
10			*B-747	33		33		
11			B-707-300C	80	11	91		
12			DC-8-61	70	7	77		
13			DC-8-73	50	2	52		
14			DC-10-30	116	3	119		
15			DC-9-80	243		243		
16			DC-10-40	678		678		
17			B-747	210	6	216		
18			DC-9-40	73		73		
19			B-747SP	15		15		
20			B-747-200	17		17		
21			B-737-100/200	4138	8	4146		
22			CV-580	4		4		
23			VV-700	1		1		
24			BAC-111-200	539		539		
25			ALL TYPES	72018	287	72305	73455	71704 97.61
26		INTERNATIONAL	DC-10-10	157		157		
27			B-727-200	5162	1	5163		
28			DC-8-63	17	17	34		
29			DC-8-62	154	59	213		
30			DC-9-30	14		14		
31			B-727-100	290		290		
32			L-1021/100/20	2094	7	2101		
33			A-300B	1471		1471		
34			DC-9-50	3		3		
35			B-737-200	104		104		
36			*DC-8-63F	12		12		
37			*B-747F	66		66		
38			*B-747	33	5	38		
39			*B-727-100	4		4		
40			B-707-300C	3	47	50		
41			DC-8-50		48	48		
42			DC-8-73		3	3		
43			DC-10-30	191	9	200		
44			DC-8-61		2	2		
45			B-747	439		439		
46			B-747-200	34		34		
47			L-1011-500 TR	608		608		
48			B-747SP	3		3		
49			DC-8-10	6	1	7		
50			B-737-100/200	705	35	740		
51			DC-3/C-47	1		1		
52			H-404	158		158		
53			C-411	17		17		
54			BH-99	112		112		
55			CV-340/440	2		2		
56			*B-707-300	18		18		
57			*DC-8-30	1		1		
58			ALL TYPES	11877	238	12115	11944	11777 98.58
59		TOTAL	DC-10-10	771		771		
60			B-727-200	2892	66	2958		
61			B-727-100	12547	85	12632		
62			B-767-200	574		574		
63			*DC-8-A	10		10		
64			DC-8-63	236	30	266		
65			DC-8-50	123	64	187		
66			DC-8-62	739	88	827		
67			DC-9-30	7490	3	7493		
68			DC-9-10	1172		1172		
69			L-1011/100/20	8646	17	8663		
70			L-1011-500 TR	1657		1657		
71			DC-8-71	1264	18	1282		
72			DC-9-50	2654	1	2655		
73			A-300B	6003		6003		
74			EURO AIRBUS 3	320	3	323		
75			B-737-200	1746	5	1751		
76			*DC-8-63F	248		248		
77			*DC-8-61	255		255		
78			*B-747F	136		136		
79			*B-727-100	8	4	12		
80			*B-747	66	5	71		
81			B-707-300C	83	58	141		
82			DC-8-61	70	9	79		
83			DC-8-73	50	5	55		
84			DC-10-30	307	12	319		
85			DC-9-80	243		243		
86			DC-10-40	678		678		
87			B-747	649	6	655		
88			DC-9-40	73		73		
89			B-747SP	18		18		
90			B-747-200	51		51		
91			B-737-100/200	4843	43	4886		
92			CV-580	4		4		
93			VV-700	1		1		
94			DC-8-10	6	1	7		
95			DC-3/C-47	1		1		
96			H-404	158		158		
97			C-411	17		17		
98			BH-99	112		112		
99			CV-340/440	2		2		
100			BAC-111-200	539		539		
101			*B-707-300	18		18		
102			*DC-8-30	1		1		
103			ALL TYPES	83895	525	84420	85401	83481 97.75
104		COMMUNITY TOTAL BY CARRIER	AA—DOMESTIC	B-767-200	44	44		
105			B-727-100	60		60		
106			B-727-200	2727	1	2728		
107			DC-10-10	189		189		
108			ALL TYPES	3016	1	3017	3041	3015 99.14

TABLE 7
 AIRCRAFT DEPARTURES SCHEDULED AND AIRCRAFT DEPARTURES PERFORMED,
 BY TYPE OF OPERATION, BY AIRCRAFT TYPE, BY COMMUNITY, AND BY CARRIER
 12 MONTHS ENDED DECEMBER 31, 1984

Line No.	Area, state or country Community (Airport name)	Carrier and type of operation	Type of aircraft	Total departures performed			Departures scheduled	Scheduled departures completed	
				Scheduled service	Nonscheduled service	All services		Number	Percent of departures scheduled
1	COMMUNITY TOTAL BY CARRIER		(CCNT.)						
2		AA--INTERNATIONAL	B-727-200	3		3			
3			DC-10-10	1		1			
4			ALL TYPES	4		4	4	4	100.00
5		AA--TOTAL	B-747-200	44		44			
6			B-727-100	60		60			
7			B-727-200	2730	1	2731			
8			DC-10-10	186		186			
9			ALL TYPES	3020	1	3021	3045	3019	99.14
10		AE--DOMESTIC	DC-6A	10		10			
11			ALL TYPES	10		10	10	10	100.00
12		AL--DOMESTIC	B-737-300	14		14			
13			B-737-100/200	734	36	772			
14			DC-9-30	156	117	273			
15			B-727-200	29		29			
16			ALL TYPES	935	153	1088	931	930	99.89
17		BN--DOMESTIC	B-727-200	854	7	861			
18			ALL TYPES	854	7	861	855	852	99.64
19		CC--DOMESTIC	B-727-100	893	10	903			
20			ALL TYPES	893	10	903	960	889	92.60
21		CL--DOMESTIC	DC-8-50	19		19			
22			DC-8-62	377		377			
23			DC-8-63	58	1	59			
24			ALL TYPES	494	1	495	606	494	81.51
25		CL--INTERNATIONAL	DC-8-62	100	1	101			
26			DC-8-63	17		17			
27			ALL TYPES	117	1	118	126	117	92.85
28		CL--TOTAL	DC-8-50	19		19			
29			DC-8-62	477	1	478			
30			DC-8-63	115	1	116			
31			ALL TYPES	611	2	613	732	611	83.46
32		CG--DOMESTIC	DC-9-10	14		14			
33			DC-9-30	914		914			
34			B-727-100	41		41			
35			B-727-200	1099		1099			
36			DC-10-10	18		18			
37			ALL TYPES	2086		2086	2099	2077	98.95
38		CC--INTERNATIONAL	B-727-200	6		6			
39			ALL TYPES	6		6			
40		CC--TOTAL	DC-9-10	14		14			
41			DC-9-30	914		914			
42			B-727-100	41		41			
43			B-727-200	1105		1105			
44			DC-10-10	18		18			
45			ALL TYPES	2092		2092	2099	2077	98.95
46		DL--DOMESTIC	B-737-100/200	1		1			
47			B-757-200	16		16			
48			B-747-200	1102		1102			
49			DC-9-30	308		308			
50			B-727-200	8472	2	8474			
51			L-1011/100/20	5892		5892			
52			L-1011-500 TR	236		236			
53			DC-8-71	956	1	957			
54			ALL TYPES	17182	3	17185	17228	17109	99.30
55		DL--INTERNATIONAL	B-727-200	1		1			
56			ALL TYPES	1		1			
57		DL--TOTAL	B-737-100/200	1		1			
58			B-757-200	16		16			
59			B-747-200	1102		1102			
60			DC-9-30	308		308			
61			B-727-200	8472	2	8474			
62			L-1011/100/20	5892		5892			
63			L-1011-500 TR	236		236			
64			DC-8-71	956	1	957			
65			ALL TYPES	17183	3	17186	17228	17109	99.30
66		EA--DOMESTIC	B-757-200	2115	6	2121			
67			DC-9-30	6235		6235			
68			DC-9-50	1368		1368			
69			A-300B	6053	2	6055			
70			EURO AIRBUS 3	4	2	6			
71			B-727-100	3668	1	3669			
72			B-727-200	12432	16	12448			
73			L-1011/100/20	4599	10	4609			
74			ALL TYPES	36474	37	36511	36802	36274	98.56
75		EA--INTERNATIONAL	B-757-200	107		107			
76			DC-9-30	193		193			
77			DC-9-50	4		4			
78			A-300B	1472		1472			
79			B-727-100	210		210			
80			B-727-200	3421	1	3422			
81			L-1011/100/20	2094	7	2101			
82			ALL TYPES	7501	8	7509	7541	7480	99.19
83		EA--TOTAL	B-757-200	2222	6	2228			
84			DC-9-30	6428		6428			
85			DC-9-50	1372		1372			
86			A-300B	7523	2	7525			
87			EURO AIRBUS 3	4	2	6			
88			B-727-100	3878	1	3879			
89			B-727-200	15853	17	15870			
90			L-1011/100/20	6693	17	6710			
91			ALL TYPES	43975	45	44020	44343	43754	98.67
92		FT--DOMESTIC	FB-727-100	8		8			
93			FB-747	33		33			
94			FB-747F	70		70			

TABLE 7
AIRCRAFT DEPARTURES SCHEDULED AND AIRCRAFT DEPARTURES PERFORMED,
BY TYPE OF OPERATION, BY AIRCRAFT TYPE, BY COMMUNITY, AND BY CARRIER
12 MONTHS ENDED DECEMBER 31, 1984

Line No.	Area, state or country Community (Airport name)	Carrier and type of operation	Type of aircraft	Total departures performed			Departures scheduled	Scheduled departures completed	
				Scheduled service	Nonscheduled service	All services		Number	Percent of departures scheduled
1	2	3	4	5	6	7	8	9	
1	COMMUNITY TOTAL BY CARRIER	FT---DOMESTIC	(CONT.)						
2			*DC-8-61	255		255			
3			*DC-8-63F	236		236			
4			ALL TYPES	602		602	673	576	85.58
5		FT---INTERNATIONAL	*B-727-100		4	4			
6			*B-747	33	5	38			
7			*B-747F	66		66			
8			*DC-8-63F	12		12			
9			ALL TYPES	111	9	120	109	101	92.66
10		FT---TOTAL	*B-727-100	8	4	12			
11			*B-747	66	5	71			
12			*B-747F	136		136			
13			*DC-8-61	255		255			
14			*DC-8-63F	248		248			
15			ALL TYPES	713	9	722	782	677	86.57
16		JA---DOMESTIC	B-727-100		2	2			
17			UC-10-30	37	3	40			
18			B-707-300C	79	10	89			
19			DC-8-50	104	18	122			
20			DC-8-61	70	7	77			
21			DC-8-62	171	28	199			
22			DC-8-63	119	12	131			
23			DC-8-73	50	2	52			
24			ALL TYPES	722	82	804	730	730	100.00
25		JA---INTERNATIONAL	DC-10-30		2	2			
26			B-707-300C	3	47	50			
27			DC-8-50		48	48			
28			DC-8-61		2	2			
29			DC-8-62	54	58	112			
30			DC-8-63		17	17			
31			DC-8-73		3	3			
32			ALL TYPES	57	177	234	57	57	100.00
33		JA---TOTAL	B-727-100		2	2			
34			DC-10-30	37	5	42			
35			B-707-300C	82	57	139			
36			DC-8-50	104	66	170			
37			DC-8-61	70	9	79			
38			DC-8-62	225	86	311			
39			DC-8-63	119	29	148			
40			DC-8-73	50	5	55			
41			ALL TYPES	729	259	1038	787	787	100.00
42		NI---DOMESTIC	DC-9-30	338		338			
43			DC-9-80	186		186			
44			ALL TYPES	524		524	524	508	96.94
45		NB---DOMESTIC	B-727-100		7	7			
46			B-727-200	1267		1267			
47			DC-10-40	806		806			
48			B-747	17		17			
49			ALL TYPES	2057		2097	2137	2091	97.84
50		NB---INTERNATIONAL	B-747		1	1			
51			ALL TYPES		1	1	1	1	100.00
52		NB---TOTAL	B-727-100		7	7			
53			B-727-200	1267		1267			
54			DC-10-40	806		806			
55			B-747	18		18			
56			ALL TYPES	2098		2098	2138	2092	97.84
57		CZ---DOMESTIC	DC-9-10	141		141			
58			DC-9-30	1339		1342			
59			DC-9-40	121	3	124			
60			DC-9-80	3		3			
61			ALL TYPES	1604	3	1607	1632	1603	98.22
62		PA---DOMESTIC	B-727-100	7911		7911			
63			B-727-200	4830	12	4842			
64			DC-10-10	297		297			
65			DC-10-30	79		79			
66			L-1011-500 TR	815		815			
67			B-747	157		157			
68			B-747-200	17		17			
69			B-747SP	15		15			
70			ALL TYPES	14161	12	14173	14699	14142	96.21
71		PA---INTERNATIONAL	B-727-100	91		91			
72			B-727-200	1905		1905			
73			DC-10-10	156		156			
74			DC-10-30	122	7	129			
75			L-1011-500 TR	608		608			
76			B-747	438		438			
77			B-747-200	34		34			
78			B-747SP	3		3			
79			ALL TYPES	3357	7	3364	3375	3327	98.57
80		PA---TOTAL	B-727-100	8002		8002			
81			B-727-200	6735	12	6747			
82			DC-10-10	453		453			
83			DC-10-30	201	7	208			
84			L-1011-500 TR	1423		1423			
85			B-747	635		635			
86			B-747-200	31		31			
87			B-747SP	18		18			
88			ALL TYPES	17518	19	17537	18074	17469	96.65
89		PE---DOMESTIC	B-737-100/200	4		4			
90			B-727-200	464		464			
91			ALL TYPES	468		468	470	465	98.93
92		PI---DOMESTIC	B-737-100/200	2287	6	2293			
93			B-727-100	8		8			
94			B-727-200	1529		1529			
95			ALL TYPES	3824		3830	3854	3822	99.16
96		QH---DOMESTIC	CV-380	4		4			

TABLE 7
 AIRCRAFT DEPARTURES SCHEDULED AND AIRCRAFT DEPARTURES PERFORMED,
 BY TYPE OF OPERATION, BY AIRCRAFT TYPE, BY COMMUNITY, AND BY CARRIER
 12 MONTHS ENDED DECEMBER 31, 1984

Line No.	Area, state or country Community (Airport name)	Carrier and type of operation	Type of aircraft	Total departures performed			Scheduled departures completed	
				Scheduled service	Non-scheduled service	All services	Number	Percent of departures scheduled
1	2	3	4	5	6	7	8	9
1	COMMUNITY TOTAL BY CARRIER	QH--DOMESTIC	(CONT.) VV-700	1		1		
2			B-737-100/200	2105	3	2108	2256	2044
3			ALL TYPES	2110	3	2113		90.60
4		QH--INTERNATIONAL	CV-340/440	2		2		
5			C-411	17		17		
6			DC-3/C-47	1		1		
7			M-404	158		158		
8			BH-99	112		112		
9			B-737-100/200	705	35	740		
10			DC-10-30	69		69		
11			DC-8-10	6	1	7		
12			ALL TYPES	1070	36	1106	1080	1034
13		QH--TOTAL	CV-340/440	2		2		
14			C-411	17		17		
15			DC-3/C-47	1		1		
16			M-404	158		158		
17			BH-99	112		112		
18			CV-580	4		4		
19			VV-700	1		1		
20			B-737-100/200	2810	38	2848		
21			DC-10-30	69		69		
22			DC-8-10	6	1	7		
23			ALL TYPES	3180	39	3219	3336	3078
24		QS--DOMESTIC	DC-9-10	42		42		
25			EURO AIRBUS 3	614	6	620		
26			B-727-100	768	83	851		
27			B-727-200	791	342	1133		
28			DC-8-50	11		11		
29			DC-8-62	557	124	681		
30			ALL TYPES	2783	555	3338	2814	2779
31		RC--DOMESTIC	DC-9-10	1133		1133		
32			DC-9-30	1705	9	1714		
33			DC-9-50	2322	58	2380		
34			ALL TYPES	5160	67	5227	5198	5143
35		SI--DOMESTIC	B-707-300C	1	1	2		
36			ALL TYPES	1	1	2		
37		TA--DOMESTIC	B-767-200	9		9		
38			DC-9-80	645		645		
39			B-727-100	30		30		
40			B-727-200	1098	1	1099		
41			L-1011/100/20	268		268		
42			ALL TYPES	2050	1	2051	2110	2048
43		LA--DOMESTIC	B-737-100/200	15		15		
44			B-727-100	927	3	930		
45			B-727-200	1749	13	1762		
46			DC-10-10	115		114		
47			B-747		6	6		
48			DC-8-71	1008	38	1044		
49			ALL TYPES	3812	61	3873	3925	3799
50		ZC--DOMESTIC	BAC-111-200	1291		1291		
51			B-737-100/200	233		233		
52			ALL TYPES	1524		1524	1571	1519
53		ZP--DOMESTIC	B-737-100/200	317		317		
54			DC-9-80	2		2		
55			ALL TYPES	319		319	329	319
56		3C--INTERNATIONAL	*B-707-300	18		18		
57			*DC-8-50	1		1		
58			ALL TYPES	19		19	19	19
59		COMMUNITY TOTAL	DOMESTIC	B-727-100	14313	99	14412	
60			B-727-200	37540	394	37934		
61			DC-9-30	10995	129	11124		
62			B-737-100/200	5698	45	5743		
63			B-737-300	14		14		
64			DC-9-10	1330		1330		
65			L-1011/100/20	10759	10	10769		
66			DC-8-71	1962	39	2001		
67			B-767-200	1155		1155		
68			L-1011-500 TR	1051		1051		
69			B-757-200	2131	6	2137		
70			DC-9-50	3690	58	3748		
71			A-300B	6053	2	6055		
72			EURO AIRBUS 3	618	8	626		
73			DC-9-80	836		836		
74			DC-10-40	806		806		
75			B-747	214	6	220		
76			DC-9-40	121		121		
77			DC-8-50	134	18	152		
78			DC-8-62	1105	152	1257		
79			DC-10-10	615		616		
80			BAC-111-200	1291		1291		
81			*DC-4A	10		10		
82			DC-8-63	217	13	230		
83			*DC-8-63F	236		236		
84			*DC-8-61	258		258		
85			*B-747F	70		70		
86			*B-727-100	8		8		
87			*B-747	33		33		
88			B-707-300C	80	11	91		
89			DC-9-81	70		70		
90			DC-8-73	50	2	52		
91			DC-10-30	116	3	119		
92			B-747SP	15		15		
93			B-747-200	17		17		
94			CV-580	4		4		
95			VV-700	1		1		
96			ALL TYPES	103705	1003	104708	105454	103238
97		INTERNATIONAL	B-727-200	5336	1	5337		
98			DC-9-30	183		183		
99			B-727-100	301		301		

TABLE 7
 AIRCRAFT DEPARTURES SCHEDULED AND AIRCRAFT DEPARTURES PERFORMED,
 BY TYPE OF OPERATION, BY AIRCRAFT TYPE, BY COMMUNITY, AND BY CARRIER
 12 MONTHS ENDED DECEMBER 31, 1984

Line No.	Area, state or country Community (Airport name)	Carrier and type of operation	Type of aircraft	Total departures performed			Schedule of departures completed	
				Scheduled service	Nonscheduled service	All services	Number	Percent of departures scheduled
1	2	3	4	5	6	7	8	9
1	COMMUNITY TOTAL	INTERNATIONAL	(CONT.)					
2			B-757-200	107		107		
3			A-300B	1472		1472		
4			DC-9-50	4		4		
5			DC-10-10	157		157		
6			DC-8-63	17	17	34		
7			DC-8-62	154	59	213		
8			L-1011/100/20	2094	7	2101		
9			*DC-8-63F	12		12		
10			*B-747F	66		66		
11			*B-747	33	5	38		
12			*B-727-100		4	4		
13			B-707-300C	3	47	50		
14			DC-8-50		48	48		
15			DC-8-73		3	3		
16			DC-10-30	191		200		
17			DC-8-61		2	2		
18			B-747	439		439		
19			B-747-200	34		34		
20			L-1011-500 TR	608		608		
21			B-747SP	3		3		
22			DC-8-10	6	1	7		
23			B-737-100/200	705	35	740		
24			DC-3/C-47	1		1		
25			M-404	158		158		
26			C-411	17		17		
27			BH-99	112		112		
28			CV-340/440	2		2		
29			*B-707-300	18		18		
30			*DC-8-50	1		1		
31			ALL TYPES	12244	238	12482	12312	12140 98.60
32		TOTAL						
33			B-727-100	14614	99	14713		
34			B-727-200	42876	395	43271		
35			DC-9-30	11188	129	11317		
36			B-737-100/200	6403	80	6483		
37			B-737-300	14		14		
38			DC-9-10	1330		1330		
39			L-1011/100/20	12853	17	12870		
40			DC-8-71	1962	39	2001		
41			B-747-200	1155		1155		
42			L-1011-500 TR	1659		1659		
43			B-757-200	2238	6	2244		
44			DC-9-50	3894	58	3952		
45			A-300B	7525	2	7527		
46			EURO AIRBUS 3	618	8	626		
47			DC-9-80	834		834		
48			DC-10-40	806		806		
49			B-747	653	6	659		
50			DC-9-40	121		121		
51			DC-8-50	134	66	200		
52			DC-8-62	1259	211	1470		
53			DC-10-10	772	1	773		
54			*AC-111-200	1291		1291		
55			*DC-6A	10		10		
56			DC-8-63	234	30	264		
57			*DC-8-63F	248		248		
58			*DC-8-61	255		255		
59			*B-747F	136		136		
60			*B-727-100	8	4	12		
61			*B-747	66	5	71		
62			B-707-300C	83	58	141		
63			DC-8-61	70	9	79		
64			DC-8-73	50	5	55		
65			DC-10-30	307	12	319		
66			B-747SP	18		18		
67			B-747-200	51		51		
68			CV-580	4		4		
69			VV-700	1		1		
70			DC-8-10	6	1	7		
71			DC-3/C-47	1		1		
72			M-404	158		158		
73			C-411	17		17		
74			BH-99	112		112		
75			CV-340/440	2		2		
76			*B-707-300	18		18		
77			*DC-8-50	1		1		
78			ALL TYPES	119949	1241	117190	117766	115378 97.97
79	ORLANDO							
80	(ORLANDO INT'L)	AA--DOMESTIC	B-727-100	57		57		
81			B-727-200	971	2	973		
82			DC-8-60	106		106		
83			ALL TYPES	1134	2	1136	1140	1134 99.47
84		AL--DOMESTIC	DC-9-30	1683	602	2285		
85			B-737-100/200	419	118	537		
86			B-727-200	2		2		
87			ALL TYPES	2104	720	2824	2106	2093 99.38
88		CC--DOMESTIC	DC-10-10	1		1		
89			DC-9-10	4		4		
90			DC-9-30	820		820		
91			B-727-200	404		404		
92			B-727-100	20		20		
93			ALL TYPES	1253		1253	1254	1248 99.34
94		DL--DOMESTIC	DC-9-30	365	1	366		
95			B-727-200	4928	1	4929		
96			L-1011/100/20	2018		2018		
97			L-1011-500 TR	4		4		
98			DC-8-71	911	2	913		
99			B-707-300	609		609		
100			B-737-100/200	123		123		
101			B-757-200	24		24		
102			ALL TYPES	9049	4	9053	9071	9062 99.34
103		EA--DOMESTIC	DC-8-50	1027		1027		
104			B-727-100	1029		1029		
105			B-727-200	4718	4	4722		
106			L-1011/100/20	1197	3	1199		
107			DC-9-30	705		705		

TABLE 7
 AIRCRAFT DEPARTURES SCHEDULED AND AIRCRAFT DEPARTURES PERFORMED,
 BY TYPE OF OPERATION, BY AIRCRAFT TYPE, BY COMMUNITY, AND BY CARRIER
 12 MONTHS ENDED DECEMBER 31, 1984

Line No.	Area, state or country Community (Airport name)	Carrier and type of operation	Type of aircraft	Total departures performed			Scheduled departures completed		
				Scheduled service	Non-scheduled service	All services	Number	Percent of departures scheduled	
1	ORLANDO INT'L	EA--DOMESTIC	(CONT.) A-300B	2099		2099			
2			EURO AIRBUS 3	3		3			
3			B-757-200	366		366			
4			ALL TYPES	11914	7	11921	12005	11872 98.89	
5		FH--DOMESTIC	B-727-100	266		266			
6			ALL TYPES	266		266	267	266 99.62	
7		F1--DOMESTIC	B-727-100	225		225			
8			ALL TYPES	225		225	227	225 99.11	
9		NI--DOMESTIC	DC-9-30	231		231			
10			DC-9-80	140		140			
11			ALL TYPES	371		371	399	368 92.23	
12		NA--DOMESTIC	B-727-200	1120		1120			
13			B-747	1	7	8			
14			DC-10-40	188	10	198			
15			B-727-100	55		55			
16			ALL TYPES	1364	17	1381	1378	1364 98.98	
17		NY--DOMESTIC	DC-9-30	571		571			
18			DC-9-80	15		15			
19			ALL TYPES	586		586	589	586 99.49	
20		GZ--DOMESTIC	DC-9-30	1256	14	1270			
21			DC-9-40	158	1	159			
22			DC-9-10	8		8			
23			DC-9-80	33		33			
24			ALL TYPES	1455	15	1470	1456	1448 99.45	
25		PA--DOMESTIC	B-747	2	1	3			
26			DC-10-30	1	2	3			
27			B-727-200	2004	1	2005			
28			B-727-100	4013		4013			
29			B-747SP	1		1			
30			L-1011-500 TR	6		6			
31			ALL TYPES	6027	4	6031	6202	6017 97.01	
32		FA--INTERNATIONAL	B-747	1		1			
33			DC-10-30		2	2			
34			ALL TYPES	1	1	2			
35		PA--TOTAL	B-747	3	1	4			
36			DC-10-30	1	3	4			
37			B-727-200	2004	1	2005			
38			B-727-100	4013		4013			
39			B-747SP	1		1			
40			L-1011-500 TR	6		6			
41			ALL TYPES	6028	5	6033	6202	6017 97.01	
42		PE--DOMESTIC	B-737-100/200	2		2			
43			B-727-200	38		38			
44			ALL TYPES	40		40	39	38 97.43	
45		P1--DOMESTIC	B-737-100/200	1311	2	1313			
46			B-727-100	6		6			
47			B-727-200	2332	4	2336			
48			F-28-4000/600	1		1			
49			ALL TYPES	3649	7	3656	3668	3638 99.18	
50		QH--DOMESTIC	B-737-100/200	359		359			
51			CV-580	3		3			
52			ALL TYPES	362		362	363	355 97.79	
53		QS--DOMESTIC	DC-8-50	2	1	3			
54			B-727-100	431		431			
55			DC-8-62	435		435			
56			EURO AIRBUS 3	413	1	414			
57			B-727-200	349		349			
58			DC-9-10	72		72			
59			ALL TYPES	1700	2	1702	1706	1694 99.29	
60		RC--DOMESTIC	DC-9-10	2936		2936			
61			DC-9-30	2026	3	2029			
62			DC-9-50	2824	20	2844			
63			B-727-200	401		401			
64			DC-9-80		2	2			
65			ALL TYPES	8207	25	8232	8274	8164 98.67	
66		S1--DOMESTIC	B-707-300C	41	41	82			
67			ALL TYPES	41	41	82	42	41 97.61	
68		T6--DOMESTIC	B-727-200	569		569			
69			B-727-100	64		64			
70			DC-9-80	537		537			
71			L-1011/100/200	1		1			
72			ALL TYPES	1191		1191	1208	1189 98.42	
73		UA--DOMESTIC	B-727-100	334	5	339			
74			DC-10-10	108	1	109			
75			B-727-200	1935	2	1937			
76			DC-8-71	13	24	37			
77			B-747-200	444		444			
78			B-737-100/200	598	5	603			
79			ALL TYPES	3432	37	3469	3499	3489 97.71	
80		ZC--DOMESTIC	B-737-100/200	693		693			
81			BAC-111-200	3239		3239			
82			ALL TYPES	3932		3932	4074	3952 96.51	
83		ZP--DOMESTIC	B-737-100/200	171	3	174			
84			ALL TYPES	171	3	174	176	171 97.15	
85	COMMUNITY TOTAL	DOMESTIC	B-727-100	6285	5	6290			
86			B-727-200	19782	14	19796			
87			DC-9-80	851	2	853			
88			DC-9-30	8779	620	9399			
89			B-737-100/200	3476	128	3604			
90			DC-10-10	109	1	110			
91			DC-9-10	3040		3040			

TABLE 7
 AIRCRAFT DEPARTURES SCHEDULED AND AIRCRAFT DEPARTURES PERFORMED,
 BY TYPE OF OPERATION, BY AIRCRAFT TYPE, BY COMMUNITY, AND BY CARRIER
 12 MONTHS ENDED DECEMBER 31, 1984

Line No.	Area, state or country Community (Airport name)	Carrier and type of operation	Type of aircraft	Total departures performed			Scheduled departures completed	
				Scheduled service	Nonscheduled service	All services	Number	Percent of departures scheduled
1	2	3	4	5	6	7	8	9
1	COMMUNITY TOTAL	DOMESTIC	(CONT.)					
2			L-1011/100/20	3176	3	3179		
3			L-1011-500 TR	10		10		
4			DC-8-71	924	26	950		
5			B-767-200	1113		1113		
6			B-757-200	390		390		
7			DC-9-50	3529	20	3549		
8			A-300B	2099		2099		
9			EURO AIRBUS 3	416	1	417		
10			B-727-100	225		225		
11			B-747	3	8	11		
12			DC-10-40	188	10	198		
13			DC-9-40	158	1	159		
14			DC-10-30	1	2	3		
15			B-747SP	1		1		
16			F-28-4000/600	1	1	2		
17			CV-580	3		3		
18			DC-8-50	2	1	3		
19			DC-8-62	433		433		
20			B-707-300C	41	41	82		
21			BAC-111-200	3239		3239		
22			ALL TYPES	58473	884	59357	59145	58274 98.52
23		INTERNATIONAL	B-747	1		1		
24			DC-10-30		1	1		
25			ALL TYPES	1		2		
26		TOTAL	B-727-100	6285	5	6290		
27			B-727-200	19782	14	19796		
28			DC-9-80	851		853		
29			DC-9-30	8779	20	9399		
30			B-737-100/200	3676	128	3804		
31			DC-10-10	109	1	110		
32			DC-9-10	3040		3040		
33			L-1011/100/20	3176	3	3179		
34			L-1011-500 TR	10		10		
35			DC-8-71	924	26	950		
36			B-767-200	1113		1113		
37			B-757-200	390		390		
38			DC-9-50	3529	20	3549		
39			A-300B	2099		2099		
40			EURO AIRBUS 3	416	1	417		
41			B-727-100	225		225		
42			B-747	4	8	12		
43			DC-10-40	188	10	198		
44			DC-9-40	158	1	159		
45			DC-10-30	1	3	4		
46			B-747SP	1		1		
47			F-28-4000/600	1	1	2		
48			CV-580	3		3		
49			DC-8-50	2	1	3		
50			DC-8-62	433		433		
51			B-707-300C	41	41	82		
52			BAC-111-200	3239		3239		
53			ALL TYPES	58474	885	59359	59145	58274 98.52
54								
55	PANAMA CITY (PANAMA CITY-BAY COUNTY)	RC--DOMESTIC	DC-9-10	653		653		
56			DC-9-30	939	2	941		
57			DC-9-50	532		532		
58			ALL TYPES	2164	2	2166	2182	2109 96.65
59								
60	PENSACOLA (PENSACOLA REGIONAL)	CC--DOMESTIC	B-727-100	2		2		
61			DC-9-10	158		158		
62			DC-9-30	126		126		
63			ALL TYPES	286		286	292	286 97.94
64		DL--DOMESTIC	DC-9-30	1361		1361		
65			B-727-200	33		33		
66			B-737-100/200	20		20		
67			ALL TYPES	1414		1414	1433	1412 98.53
68		EA--DOMESTIC	DC-9-30	1272		1272		
69			B-727-100	704		704		
70			B-727-200	827	2	829		
71			DC-9-50	553		553		
72			ALL TYPES	3356	2	3358	3409	3342 98.03
73								
74	COMMUNITY TOTAL	DOMESTIC	B-727-100	706		706		
75			DC-9-10	158		158		
76			DC-9-30	2759		2759		
77			B-727-200	860	2	862		
78			B-737-100/200	20		20		
79			DC-9-50	553		553		
80			ALL TYPES	5056	2	5058	5134	5040 98.16
81								
82	SARASOTA/BRADENTON (SARASOTA-BRADENTON)	DL--DOMESTIC	B-727-200	864		864		
83			DC-8-71	182		182		
84			DC-9-30	725		725		
85			B-757-200	34		34		
86			ALL TYPES	1805		1805	1820	1804 99.12
87		EA--DOMESTIC	DL-9-30	880		880		
88			B-727-100	473		473		
89			B-727-200	1631		1631		
90			DC-9-30	891		891		
91			B-737-200	228		228		
92			ALL TYPES	4103		4103	4169	4082 97.91
93		CE--DOMESTIC	DC-9-30	470		470		
94			DC-9-10	1		1		
95			DC-9-40	28		28		
96			ALL TYPES	499		499	502	499 99.40
97		FE--DOMESTIC	B-737-100/200	730		730		
98			B-727-200	1277		1277		
99			ALL TYPES	2013		2013	2074	2080 96.91
100		DC--DOMESTIC	DC-9-30	443	2	445		
101			DC-9-50	241		241		

TABLE 7
AIRCRAFT DEPARTURES SCHEDULED AND AIRCRAFT DEPARTURES PERFORMED,
BY TYPE OF OPERATION, BY AIRCRAFT TYPE, BY COMMUNITY, AND BY CARRIER
12 MONTHS ENDED DECEMBER 31, 1964

Line No.	Area, state or country Community (Airport name)	Carrier and type of operation	Type of aircraft	Total departures performed			Schedule of departures completed		
				Scheduled service	Non-scheduled service	All services	Number	Percent of departures scheduled	
	1	2	3	4	5	6	7	8	9
1	SARASOTA-BRADENTON	RC--DOMESTIC	(CONT.)						
2			DC-9-10	1		1			
3			B-727-200	13		13			
4		ALL TYPES	658	2	700	695	693	99.71	
5		LA--DOMESTIC	B-727-100	150	1	151			
6			B-727-200	505	2	507			
7			B-737-100/200	397		397			
8			DC-8-71	1		1			
9			ALL TYPES	1053	3	1056	1073	1067	97.57
10		COMMUNITY TOTAL	DOMESTIC	B-727-200	4290	2	4292		
11	DC-8-71			183		183			
12	DC-9-30			2316		2316			
13	B-757-200			262		262			
14	B-727-100			623	1	624			
15	DC-9-50			1336	2	1338			
16	DC-9-10			2		2			
17	DC-9-40			28		28			
18	B-737-100/200			1133		1133			
19	ALL TYPES			10171	5	10176	10333	10135	98.08
20	TALLAHASSEE (TALLAHASSEE MUNI)	DL--DOMESTIC	DC-9-30	1057	1	1058			
21			B-727-200	2	1	3			
22			B-737-100/200	2		2			
23		ALL TYPES	1061	2	1063	1065	1058	99.34	
24		EA--DOMESTIC	DC-9-30	1680		1680			
25			B-727-100	78		78			
26			B-727-200	431	10	441			
27			DC-9-50	246		246			
28		ALL TYPES	2435	10	2445	2454	2416	98.45	
29		OH--DOMESTIC	B-737-100/200	89		89			
30	CV-580		7		7				
31	ALL TYPES	96		96	106	96	90.56		
32	RC--DOMESTIC	DC-9-10	1767		1767				
33		DC-9-30	392	2	394				
34		DC-9-50	342	2	344				
35		DC-9-80		1	1				
36		B-727-200	1		1				
37		ALL TYPES	2501	6	2507	2564	2483	96.84	
38		COMMUNITY TOTAL	DOMESTIC	DC-9-30	3129	3	3132		
39	B-727-200			433	12	445			
40	B-737-100/200			91		91			
41	B-727-100			78		78			
42	DC-9-30			588	2	590			
43	CV-580			7		7			
44	DC-9-10			1767		1767			
45	DC-9-80				1	1			
46	ALL TYPES			6093	18	6111	6189	6053	97.80
47	TAMPA EST. P.TS BG/CL WTR & K.LND (TAMPA INTERNATIONAL)			AA--DOMESTIC	B-727-200	1553		1553	
48		B-727-100	21			21			
49		DC-9-80	231			231			
50		ALL TYPES	1805		1805	1811	1803	99.55	
51		AA--INTERNATIONAL	B-727-200	8		8			
52			ALL TYPES	8		8	8	8	100.00
53		AA--TOTAL	B-727-200	1561		1561			
54			B-727-100	21		21			
55			DC-9-80	231		231			
56		ALL TYPES	1813		1813	1819	1811	99.56	
57	AL--DOMESTIC	DC-9-30	1361	135	1496				
58		B-727-200	2		2				
59		B-737-100/200	704	2	706				
60	B-737-300	29		29					
61	ALL TYPES	2096	137	2233	2099	2090	99.57		
62	CC--DOMESTIC	B-727-200	614		614				
63		DC-9-30	535		535				
64		B-727-100	75		75				
65		DC-9-10	4		4				
66	ALL TYPES	1228		1228	1224	1217	99.42		
67	DL--DOMESTIC	DC-9-30	428		428				
68		B-727-200	6523	2	6525				
69		L-1011/100/20	2129		2129				
70		L-1011-500 TR	116		116				
71		DC-8-71	1260		1260				
72		B-747-200	536		536				
73		B-737-100/200	3		3				
74	ALL TYPES	11015	2	11017	11070	10978	99.16		
75	EA--DOMESTIC	DC-9-30	4638		4638				
76		B-727-100	1943		1943				
77		B-727-200	4643	17	4660				
78		L-1011/100/20	9		9				
79		DC-9-50	2152		2152				
80	A-300B	293		293					
81	B-737-200	1790	2	1792					
82	EURO AIRBUS 3		2	2					
83	ALL TYPES	15488	21	15509	15638	15628	98.53		
84	FH--DOMESTIC	B-727-100	177		177				
85		ALL TYPES	177		177	178	177	99.43	
86	NI--DOMESTIC	DC-9-30	267		267				
87		DC-9-80	29		29				
88		ALL TYPES	296		296	291	291	100.00	
89	NB--DOMESTIC	B-727-100	236		236				
90		B-727-200	4280	1	4281				
91		DC-10-40	1022		1022				
92		B-747	10		10				
93		ALL TYPES	5548	1	5549	5599	5542	98.98	

TABLE 7
AIRCRAFT DEPARTURES SCHEDULED AND AIRCRAFT DEPARTURES PERFORMED,
BY TYPE OF OPERATION, BY AIRCRAFT TYPE, BY COMMUNITY, AND BY CARRIER
12 MONTHS ENDED DECEMBER 31, 1984

Line No.	Area, state or country Community (Airport name)	Carrier and type of operation	Type of aircraft	Total departures performed			Departures scheduled	Schedule of departures completed		
				Scheduled service	Nonscheduled service	All services		Number	Percent of departures scheduled	
1	2	3	4	5	6	7	8	9		
1	TAMPA INTERNATIONAL	(CONT.)								
2		NY---DOMESTIC	DC-9-30	120		120				
3			DC-9-80	7		7				
4			ALL TYPES	127		127	132	127	96.21	
5		E2---DOMESTIC	DC-9-10	59		59				
6			DC-9-30	1557	6	1563				
7			DC-9-40	140	10	170				
8			DC-9-80	31		31				
9		ALL TYPES	1807	16	1823	1812	1796	99.11		
10		PA---DOMESTIC	B-727-200	1155	9	1164				
11			DC-10-10	8		8				
12			DC-10-30	28	2	30				
13			B-727-100	3625		3625				
14			B-747	332		332				
15			L-1011-500 TR	2		2				
16			B-747-200	15		15				
17		ALL TYPES	5165	11	5176	5368	5150	95.93		
18		PA---INTERNATIONAL	B-727-100	44		44				
19			B-727-200	45		45				
20			ALL TYPES	89		89	122	89	72.95	
21		PA---TOTAL	B-727-200	1200	9	1209				
22			DC-10-10	8		8				
23			DC-10-30	28	2	30				
24			B-727-100	3669		3669				
25			B-747	332		332				
26			L-1011-500 TR	2		2				
27			B-747-200	15		15				
28		ALL TYPES	5254	11	5265	5490	5239	95.42		
29		PI---DOMESTIC	B-737-100/200	1317	4	1321				
30			B-727-100	8		8				
31			B-727-200	2677		2677				
32			ALL TYPES	4002	4	4006	4028	3989	99.03	
33		OH---DOMESTIC	B-737-100/200	299		299				
34			CV-580	9		9				
35			VY-700	1		1				
36			ALL TYPES	309		309	334	306	91.61	
37		GS---DOMESTIC	B-727-200		23	23				
38			DC-9-10	1		1				
39			ALL TYPES	1		24	1	1	100.00	
40		RC---DOMESTIC	DC-9-10	345		345				
41			DC-9-30	1246	3	1249				
42			DC-9-50	2009	40	2049				
43			B-727-200	121		121				
44			DC-9-80	1		1				
45			ALL TYPES	3721	44	3765	3759	3694	98.27	
46		TK---DOMESTIC	B-727-100	7		7				
47			B-727-200	1281		1281				
48			L-1011/100/20	2		2				
49			DC-9-80	386		386				
50			ALL TYPES	1676		1676	1685	1671	99.16	
51		UA---DOMESTIC	B-727-100	702	2	704				
52			B-727-200	1341	14	1355				
53			DC-10-10	122	4	126				
54			DC-8-71	252	29	281				
55			B-747-200	161		161				
56			B-747		4	4				
57			B-737-100/200	272		272				
58		ALL TYPES	2850	53	2903	2905	2840	97.76		
59		ZC---DOMESTIC	B-737-100/200	119		119				
60			ALL TYPES	119		119	127	119	93.70	
61		ZP---DOMESTIC	DC-9-80	2		2				
62			B-737-100/200	125		125				
63			ALL TYPES	127		127	127	127	100.00	
64		AIRPORT TOTAL	DOMESTIC	B-727-200	24190	66	24256			
65			B-727-100	6814	2	6816				
66			DC-9-80	686	1	687				
67			DC-9-30	10152	144	10296				
68			B-737-100/200	2839	6	2845				
69			B-737-300	29		29				
70			DC-9-10	409		409				
71			L-1011/100/20	2140		2140				
72			L-1011-500 TR	118		118				
73			DC-8-71	1512	29	1541				
74			B-747-200	717		717				
75			DC-9-50	4161	40	4201				
76			A-300B	293		293				
77			B-757-200	1790	2	1792				
78			EURD AIRBUS 3		2	2				
79			DC-10-40	1022		1022				
80			B-747	342	4	346				
81			DC-9-40	160	10	170				
82			DC-10-10	130	4	134				
83			DC-10-30	28	2	30				
84			B-747-200	15		15				
85			CV-580	9		9				
86			VY-700	1		1				
87			ALL TYPES	57557	312	57869	58158	57294	98.51	
88			INTERNATIONAL	B-727-200	53		53			
89				B-727-100	44		44			
90				ALL TYPES	97		97	130	97	74.61
91			TOTAL	B-727-200	24243	66	24309			
92				B-727-100	6858	2	6860			
93				DC-9-80	686	1	687			
94				DC-9-30	10152	144	10296			
95				B-737-100/200	2839	6	2845			
96				B-737-300	29		29			
97			DC-9-10	409		409				

TABLE 7
 AIRCRAFT DEPARTURES SCHEDULED AND AIRCRAFT DEPARTURES PERFORMED,
 BY TYPE OF OPERATION, BY AIRCRAFT TYPE, BY COMMUNITY, AND BY CARRIER
 12 MONTHS ENDED DECEMBER 31, 1984

Line No.	Area, state or country Community (Airport name)	Carrier and type of operation	Type of aircraft	Total departures performed			Scheduled departures completed	
				Scheduled service	Non-scheduled service	All services	Number	Percent of departures scheduled
1	2	3	4	5	6	7	8	9
1	AIRPORT TOTAL	TOTAL	(CONT.)					
2			L-1011/100/20	2140		2140		
3			L-1011-500 TR	118		118		
4			DC-8-71	1512	29	1541		
5			B-727-200	717		717		
6			DC-9-50	4161	40	4201		
7			A-300B	293		293		
8			B-757-200	1790	2	1792		
9			EURO AIRBUS 3		2	2		
10			DC-10-40	1022		1022		
11			B-747	342	4	346		
12			DC-9-40	160	10	170		
13			DC-10-10	130	4	134		
14			DC-10-30	28	2	30		
15			B-747-200	15		15		
16			CV-580	9		9		
17			VV-700	1		1		
18			ALL TYPES	57654	312	57966	58288	98.46
19	(ST. PETERSBURG/CLMTR INTL)	PE--DOMESTIC	B-737-100/200	890		890		
20			B-727-200	1355		1355		
21			ALL TYPES	2245		2245	2326	96.51
22		QS--DOMESTIC	DC-8-50	11		11		
23			B-727-100	1113		1113		
24			DC-8-62	157		157		
25			B-727-200	331		331		
26			EURO AIRBUS 3	1		1		
27			DC-9-10	60		60		
28			ALL TYPES	1673		1673	1698	98.46
29		ZC--DOMESTIC	BAC-111-200	349		349		
30			ALL TYPES	349		349	360	96.66
31	AIRPORT TOTAL	DOMESTIC	B-737-100/200	890		890		
32			B-727-200	1486		1486		
33			DC-8-50	11		11		
34			B-727-100	1113		1113		
35			DC-8-62	157		157		
36			EURO AIRBUS 3	1		1		
37			DC-9-10	60		60		
38			BAC-111-200	349		349		
39			ALL TYPES	4267		4267	4384	97.28
40	COMMUNITY TOTAL BY CARRIER	AA--DOMESTIC	DC-9-80	231		231		
41			B-727-100	21		21		
42			B-727-200	1553		1553		
43			ALL TYPES	1805		1805	1811	99.55
44		AA--INTERNATIONAL	B-727-200	8		8	8	100.00
45			ALL TYPES	8		8		
46		AA--TOTAL	DC-9-80	231		231		
47			B-727-100	21		21		
48			B-727-200	1561		1561		
49			ALL TYPES	1813		1813	1819	99.56
50		AL--DOMESTIC	B-737-300	29		29		
51			B-737-100/200	704	2	706		
52			DC-9-30	1361	135	1496		
53			B-727-200	2		2		
54			ALL TYPES	2096	137	2233	2099	99.57
55		CG--DOMESTIC	DC-9-10	4		4		
56			DC-9-30	535		535		
57			B-727-100	75		75		
58			B-727-200	414		414		
59			ALL TYPES	1228		1228	1224	99.42
60		DL--DOMESTIC	B-737-100/200	3		3		
61			B-767-200	556		556		
62			DC-9-30	428		428		
63			B-727-200	6523	2	6525		
64			L-1011/100/20	2129		2129		
65			L-1011-500 TR	116		116		
66			DC-8-71	1260		1260		
67			ALL TYPES	11015	2	11017	11070	99.16
68		EA--DOMESTIC	B-757-200	1790	2	1792		
69			DC-9-30	4638		4638		
70			DC-9-50	2152		2152		
71			A-300B	293		293		
72			EURO AIRBUS 3		2	2		
73			B-727-100	1963		1963		
74			B-727-200	4643	17	4660		
75			L-1011/100/20	9		9		
76			ALL TYPES	15488	21	15509	15658	98.53
77		FH--DOMESTIC	B-727-100	177		177		
78			ALL TYPES	177		177	178	99.43
79		NI--DOMESTIC	DC-9-30	267		267		
80			DC-9-80	29		29		
81			ALL TYPES	296		296	241	100.00
82		NA--DOMESTIC	B-727-100	236		236		
83			B-727-200	4280	1	4281		
84			DC-10-40	1022		1022		
85			B-747	10		10		
86			ALL TYPES	5548	1	5549	5599	98.98
87		NY--DOMESTIC	DC-9-30	120		120		
88			DC-9-80	7		7		
89			ALL TYPES	127		127	132	96.21
90		CZ--DOMESTIC	DC-9-10	59		59		
91			DC-9-30	1537	4	1541		
92			DC-9-40	180	10	190		
93			DC-9-80	31		31		
94			ALL TYPES	1807	16	1823	1812	99.11
95		PA--DOMESTIC	B-727-100	3625		3625		

TABLE 7
 AIRCRAFT DEPARTURES SCHEDULED AND AIRCRAFT DEPARTURES PERFORMED,
 BY TYPE OF OPERATION, BY AIRCRAFT TYPE, BY COMMUNITY, AND BY CARRIER
 12 MONTHS ENDED DECEMBER 31, 1984

Line No.	Area, state or country Community (Airport name)	Carrier and type of operation	Type of aircraft	Total departures performed			Departures scheduled	Scheduled departures performed	
				Scheduled service	Nonscheduled service	All services		Number	Percentage of departures scheduled
1	2	3	4	5	6	7	8	9	
1	COMMUNITY TOTAL BY CARRIER	PA---DOMESTIC	(CONT.)						
2			B-727-200	1155	9	1164			
3			DC-10-10	8		8			
4			DC-10-30	28	2	30			
5			L-1011-500 TR	2		2			
6			B-747	332		332			
7			B-747-200	15		15			
8			ALL TYPES	5165	11	5176	5368	5150	95.93
9		PA---INTERNATIONAL	B-727-100	44		44			
10			B-727-200	45		45			
11			ALL TYPES	89		89	122	89	72.95
12		PA---TOTAL	B-727-100	3669		3669			
13			B-727-200	1200	9	1209			
14			DC-10-10	8		8			
15			DC-10-30	28	2	30			
16			L-1011-500 TR	2		2			
17			B-747	332		332			
18			B-747-200	15		15			
19			ALL TYPES	5254	11	5265	5490	5239	95.42
20		PE---DOMESTIC	B-737-100/200	890		890			
21			B-727-200	1355		1355			
22			ALL TYPES	2245		2245	2326	2245	96.51
23		PI---DOMESTIC	B-737-100/200	1317	4	1321			
24			B-727-100	8		8			
25			B-727-200	2677		2677			
26			ALL TYPES	4002	4	4006	4028	3989	99.03
27		QH---DOMESTIC	CV-580	9		9			
28			VV-700	1		1			
29			B-737-100/200	299		299			
30			ALL TYPES	309		309	334	306	91.61
31		QS---DOMESTIC	DC-9-10	61		61			
32			EURO AIRBUS 3	1		1			
33			B-727-100	1113		1113			
34			B-727-200	331	23	354			
35			DC-8-50	11		11			
36			DC-8-62	157		157			
37			ALL TYPES	1674	23	1697	1699	1673	98.46
38		RC---DOMESTIC	DC-9-10	345		345			
39			DC-9-30	1244	3	1249			
40			DC-9-50	2009	40	2049			
41			DC-9-80	1		1			
42			B-727-200	121		121			
43			ALL TYPES	3721	44	3765	3759	3694	98.27
44		TD---DOMESTIC	DC-9-80	386		386			
45			B-727-100	7		7			
46			B-727-200	1281		1281			
47			L-1011/100/20	2		2			
48			ALL TYPES	1676		1676	1685	1671	99.16
49		UA---DOMESTIC	B-737-100/200	272		272			
50			B-767-200	161		161			
51			B-727-100	102	2	104			
52			B-727-200	1341	14	1355			
53			DC-10-10	122	4	126			
54			B-747	4		4			
55			DC-8-71	252	29	281			
56			ALL TYPES	2850	53	2903	2905	2840	97.76
57		ZC---DOMESTIC	BAC-111-200	349		349			
58			B-737-100/200	119		119			
59			ALL TYPES	468		468	487	467	95.89
60		ZP---DOMESTIC	B-737-100/200	125		125			
61			DC-9-80	2		2			
62			ALL TYPES	127		127	127	127	100.00
63		COMMUNITY TOTAL	DOMESTIC	B-727-200	25876	66	25942		
64			B-727-100	7927	2	7929			
65			DC-9-80	666	1	667			
66			DC-9-30	10152	144	10296			
67			B-737-100/200	3729	6	3735			
68			B-737-300	29		29			
69			DC-9-10	469		469			
70			L-1011/100/20	2140		2140			
71			L-1011-500 TR	118		118			
72			DC-8-71	1532	29	1561			
73			B-767-200	717		717			
74			DC-9-50	4161	40	4201			
75			A-300B	293		293			
76			B-757-200	1790	2	1792			
77			EURO AIRBUS 3	1		1			
78			DL-10-40	1022		1022			
79			B-747	342	4	346			
80			DC-9-40	160	10	170			
81			DC-10-10	130	4	134			
82			DC-10-30	28	2	30			
83			B-747-200	15		15			
84			CV-580	9		9			
85			VV-700	1		1			
86			DC-8-50	11		11			
87			DC-8-62	157		157			
88			BAC-111-200	349		349			
89			ALL TYPES	61824	312	62136	62942	61561	98.43
90		INTERNATIONAL	B-727-200	53		53			
91			B-727-100	44		44			
92			ALL TYPES	97		97	130	97	74.61
93		TOTAL	B-727-200	25929	66	25995			
94			B-727-100	7971	2	7973			
95			DC-9-80	666	1	667			
96			DC-9-30	10152	144	10296			
97			B-737-100/200	3729	6	3735			
98			B-737-300	29		29			

TABLE 7
AIRCRAFT DEPARTURES SCHEDULED AND AIRCRAFT DEPARTURES PERFORMED,
BY TYPE OF OPERATION, BY AIRCRAFT TYPE, BY COMMUNITY, AND BY CARRIER
12 MONTHS ENDED DECEMBER 31, 1984

Line No.	Area, state or country Community (Airport name)	Carrier and type of operation	Type of aircraft	Total departures performed			Scheduled departures completed	
				Scheduled service	Non-scheduled service	All services	Number	Percent of departures scheduled
1	2	3	4	5	6	7	8	9
1	COMMUNITY TOTAL	TOTAL	(CONT.)					
2			DC-9-10	469		469		
3			L-1011/100/20	2140		2140		
4			L-1011-500 TR	118		118		
5			DC-8-71	1512	29	1541		
6			B-767-200	717		717		
7			DC-9-50	4161	40	4201		
8			A-300B	293		293		
9			B-757-200	1790	2	1792		
10			EURO AIRBUS 3	1	2	3		
11			DC-10-40	1022		1022		
12			B-747	342	4	346		
13			DC-9-40	160	10	170		
14			DC-10-10	130	4	134		
15			DC-10-30	28	2	30		
16			B-747-200	15		15		
17			CY-800	9		9		
18			VV-700	1		1		
19			DC-8-50	11		11		
20			DC-8-62	157		157		
21			BAC-111-200	349		349		
22			ALL TYPES	61921	312	62233	62672	98.38
23	WEST PALM BEACH/PALM BEACH (PALM BEACH INTERNATIONAL)	AA---DOMESTIC	B-727-200	1221		1221		
24			B-727-100	25		25		
25			ALL TYPES	1246		1246	1255	99.28
26		AL---DOMESTIC	DC-9-30	252	20	272		
27			B-727-200	443		443		
28			B-737-100/200	1095	5	1100	1793	99.72
29			ALL TYPES	1790	25	1815		
30		DL---DOMESTIC	DC-9-30	4	2	6		
31			B-727-200	3074		3074		
32			L-1011/100/20	1143		1143		
33			B-767-200	1023		1023		
34			DC-8-71	327		327		
35			B-737-100/200	2		2		
36			ALL TYPES	5573	2	5575	5595	99.24
37		EA---DOMESTIC	DC-9-30	878		878		
38			B-727-100	463	2	465		
39			B-727-200	2223		2223		
40			L-1011/100/20	73		73		
41			A-300B	806		806		
42			DC-9-50	526		526		
43			EURO AIRBUS 3	1		1		
44			B-757-200	585		585		
45			ALL TYPES	5555	2	5557	5633	98.20
46		NI---DOMESTIC	DC-9-30	256		256		
47			DC-9-80	18		18		
48			ALL TYPES	274		274	286	91.95
49		NA---DOMESTIC	B-727-200	477		477		
50			DC-10-40	12		12		
51			B-727-100	1		1	499	98.19
52			ALL TYPES	490		490		
53		CZ---DOMESTIC	DC-9-30	507	2	509		
54			DC-9-40	20		20		
55			DC-9-10	20		20		
56			ALL TYPES	547	2	549	552	99.81
57		PA---DOMESTIC	DC-10-10	95		95		
58			B-727-200	1149		1149		
59			DC-10-30	33		33		
60			B-727-100	45		45		
61			L-1011-500 TR	2		2		
62			B-747	1		1		
63			ALL TYPES	1325		1325	1387	95.02
64		PE---DOMESTIC	B-737-100/200	750		750		
65			B-727-200	2390		2390		
66			ALL TYPES	3140		3140	3282	95.46
67		QH---DOMESTIC	B-737-100/200	485		485		
68			ALL TYPES	485		485	500	92.00
69		QS---DOMESTIC	B-727-100	685		685		
70			B-727-200	280		280		
71			DC-8-62	144		144		
72			EURO AIRBUS 3	212		212		
73			ALL TYPES	1321		1321	1344	98.28
74		RC---DOMESTIC	DC-9-30	37		37		
75			DC-9-50	146		146		
76			DC-9-10	111		111		
77			ALL TYPES	294		294	296	98.64
78		1b---DOMESTIC	B-727-200	747		747		
79			B-727-100	3		3		
80			DC-9-80	104		104	869	98.15
81			ALL TYPES	854		854		
82		UA---DOMESTIC	B-737-100/200	153		193		
83			B-727-100	308	2	310		
84			B-727-200	687	2	689		
85			DC-8-71	233		233		
86			ALL TYPES	1421	4	1425	1482	95.34
87		ZP---DOMESTIC	B-737-100/200	78		78		
88			ALL TYPES	78		78	78	100.00
89	COMMUNITY TOTAL	DOMESTIC	B-727-200	12691	2	12693		
90			B-727-100	1530	4	1534		
91			DC-9-30	1934	24	1958		
92			B-737-100/200	2403	5	2408		
93			L-1011/100/20	1216		1216		
94			B-767-200	1022		1022		
95			DC-8-71	540		540		

**TABLE 7
AIRCRAFT DEPARTURES SCHEDULED AND AIRCRAFT DEPARTURES PERFORMED,
BY TYPE OF OPERATION, BY AIRCRAFT TYPE, BY COMMUNITY, AND BY CARRIER
12 MONTHS ENDED DECEMBER 31, 1984**

Line No.	Area, state or country Community (Airport name)	Carrier and type of operation	Type of aircraft	Total departures performed			Scheduled departures completed	
				Scheduled service	Nonscheduled service	All services	Number	Percent of departures scheduled
1	2	3	4	5	6	7	8	9
1	COMMUNITY TOTAL	DOMESTIC	(CONT.)					
2			A-300B	806		806		
3			DC-9-50	672		672		
4			EURO AIRBUS 3	213		213		
5			B-757-200	585		585		
6			DC-9-80	122		122		
7			DC-10-40	12		12		
8			DC-9-40	20		20		
9			DC-9-10	131		131		
10			DC-10-10	95		95		
11			DC-10-30	33		33		
12			L-1011-500 TR	2		2		
13			B-747	1		1		
14			DC-8-62	144		144		
15			ALL TYPES	24393	35	24428	24851	24291 97.74
16								
17	GEORGIA							
18								
19								
20	ALBANY (ALBANY-DOUGHERTY COUNTY)	RC--DOMESTIC						
21			DC-9-10	740		740		
22			DC-9-50	51		51		
23			DC-9-50	5		5		
24			CV-580	262		262		
25			ALL TYPES	1058		1058	1074	1048 97.57
26								
27	ATLANTA (WILLIAM B HARTSFIELD INT'L)	AA--DOMESTIC						
28			B-727-100	533		533		
29			B-727-200	702		702		
30			DC-9-80	556		556		
31			ALL TYPES	1791		1791	1810	1791 98.95
32								
33			CC--DOMESTIC					
34			B-727-100	3164	13	3177		
35			ALL TYPES	3164	13	3177	3337	3156 94.57
36								
37			DL--DOMESTIC					
38			DC-9-30	29858	41	29899		
39			B-727-200	50725	50	50775		
40			L-1011/100/20	14392	3	14395		
41			L-1011-500 TR	287		287		
42			DC-8-71	7967	12	7979		
43			B-767-200	5677	6	5683		
44			B-737-100/200	10526	7	10533		
45			B-757-200	173		173		
46			ALL TYPES	119605	119	119724	120123	119406 99.40
47								
48			DL--INTERNATIONAL					
49			L-1011/100/20	729	1	730		
50			DC-8-71	79		79		
51			B-727-200	2		2		
52			L-1011-500 TR	618		618		
53			ALL TYPES	1428	1	1429	1423	1413 99.29
54								
55			DL--TOTAL					
56			DC-9-30	29858	41	29899		
57			B-727-200	50727	50	50777		
58			L-1011/100/20	15121	4	15125		
59			L-1011-500 TR	905		905		
60			DC-8-71	8046	12	8058		
61			B-767-200	5677	6	5683		
62			B-737-100/200	10526	7	10533		
63			B-757-200	173		173		
64			ALL TYPES	121033	120	121153	121546	120819 99.40
65								
66			EA--DOMESTIC					
67			DC-9-30	39913	9	39922		
68			B-727-100	8407	24	8431		
69			B-727-200	28132	35	28167		
70			L-1011/100/20	1581	5	1586		
71			DC-9-50	17249	2	17251		
72			A-300B	5851	2	5853		
73			EURO AIRBUS 3	3		3		
74			B-757-200	8333	3	8336		
75			ALL TYPES	109469	80	109549	110950	109345 98.55
76								
77			EA--INTERNATIONAL					
78			DC-9-30	188		188		
79			B-727-100	20		20		
80			B-727-200	506	1	507		
81			L-1011/100/20	88		88		
82			A-300B	9		9		
83			B-757-200	108		108		
84			DC-9-50	62		62		
85			ALL TYPES	981	1	982	982	979 99.69
86								
87			EA--TOTAL					
88			DC-9-30	40101	9	40210		
89			B-727-100	8427	24	8451		
90			B-727-200	28638	36	28674		
91			L-1011/100/20	1669	5	1674		
92			DC-9-50	17311	2	17313		
93			A-300B	5860	2	5862		
94			EURO AIRBUS 3	3		3		
95			B-757-200	8441	3	8444		
96			ALL TYPES	110450	81	110531	111932	110324 98.56
97								
98			EI--DOMESTIC					
99			B-727-100	76	120	196		
100			B-727-200		12	12		
101			DC-8-63		101	101		
102			B-108A/C		41	41		
103			DC-8-73		22	22		
104			DC-8-61		2	2		
105			ALL TYPES	76	298	374	76	76 100.00
106								
107			FL--DOMESTIC					
108			B-737-100/200	543		543		
109			ALL TYPES	543		543	547	543 99.26
110								
111			FI--DOMESTIC					
112			B-727-100	458		458		
			DC-8-61	514		514		
			B-727-100	450		450		
			B-747F	1		1		
			ALL TYPES	1423		1423	1497	1397 93.31
			IB--DOMESTIC					
			DC-9-10	589		589		
			ALL TYPES	589		589	605	589 97.35
			NB--DOMESTIC					
			B-727-200	1073		1073		
			DC-10-40	2		2		

TABLE 7
 AIRCRAFT DEPARTURES SCHEDULED AND AIRCRAFT DEPARTURES PERFORMED,
 BY TYPE OF OPERATION, BY AIRCRAFT TYPE, BY COMMUNITY, AND BY CARRIER
 12 MONTHS ENDED DECEMBER 31, 1984

Line No.	Area, state or country Community (Airport name)	Carrier and type of operation	Type of aircraft	Total departures performed			Scheduled departures completed		
				Scheduled service	Non-scheduled service	All services	Departures scheduled	Number	Percent of departures scheduled
1	2	3	4	5	6	7	8	9	
1	WILLIAM B HARTSFIELD INT'L	NB--DOMESTIC	(CONT.)						
2			B-727-100	544		544			
3			ALL TYPES	1619		1615	1637	1614	98.59
4		CZ--DOMESTIC	DC-9-10	280		280			
5			DC-9-30	658	15	713			
6			DC-9-40	27	4	31			
7		ALL TYPES	1005	19	1024	1009	999	99.00	
8		PJ--DOMESTIC	B-737-100/200	3654	30	3684			
9			B-727-200	42	1	63			
10			F-28-4000/600	2400		2400			
11		ALL TYPES	6116	31	6147	6214	6111	98.34	
12		RC--DOMESTIC	DC-9-10	6535	9	6544			
13			CV-580	1339		1339			
14			DC-9-30	7043	38	7081			
15			DC-9-50	4543	15	4558			
16			DC-9-80	290		290			
17			B-727-200	9		9			
18		ALL TYPES	19754	62	19816	20045	19641	97.98	
19		TB--DOMESTIC	B-727-100	383		383			
20			B-727-200	105		105			
21			ALL TYPES	488		488	494	488	98.78
22		UA--DOMESTIC	B-727-100	1398	19	1417			
23			B-727-200	161	20	181			
24			DC-8-71		25	25			
25			B-747		2	2			
26			B-737-100/200	18	3	21			
27		DC-10-10	98	1	99				
28		ALL TYPES	1675	70	1745	1772	1669	96.18	
29		VR--DOMESTIC	PL-188A/C	117		117			
30			*DC-64J	248		248			
31			*DC-6	42		42			
32			*DC-8-30	216		216			
33			*DC-8-10	5		5			
34			PL-100-10	1		1			
35			*DC-8-50F	13		13			
36			*DC-8-62	10		10			
37			ALL TYPES	652		652	257	257	100.00
38			COMMUNITY TOTAL	DOMESTIC	B-727-100	14429	56	14485	
39		B-727-200			80964	106	81070		
40		DC-9-80			844		844		
41		DC-9-30			77512	103	77615		
42		L-1011/100/20			15973	8	15981		
43		L-1011-500 TR			287		287		
44		DC-8-71			7967	37	8004		
45		B-747-200			5677	6	5683		
46		B-737-100/200			14741	40	14781		
47		B-757-200			8506	3	8509		
48		DC-9-50			21792	17	21809		
49		A-300B			5851	2	5853		
50		EURO AIRBUS 3			3		3		
51	*B-727-100	526			120	646			
52	*DC-9-30				12	12			
53	*DC-8-63				101	101			
54	PL-188A/C	117			41	158			
55	*DC-8-73				22	22			
56	*DC-8-61	514			2	516			
57	*DC-8-63F	458				458			
58	*B-747F	1				1			
59	DC-9-10	7404			9	7413			
60	DC-10-40	2				2			
61	DC-9-40	27			4	31			
62	F-28-4000/600	2400				2400			
63	CV-580	1339				1339			
64	B-747				2	2			
65	DC-10-10	98			1	99			
66	4CV-640	248				248			
67	*DC-6	42				42			
68	*DC-8-30	216				216			
69	*DC-8-10	5				5			
70	PL-100-10	1				1			
71	*DC-8-50F	13				13			
72	*DC-8-62	10				10			
73	ALL TYPES	267969			692	268661	270373	267082	98.78
74	INTERNATIONAL	L-1011/100/20			817	1	818		
75		DC-8-71			79		79		
76		B-727-200			508	1	509		
77		L-1011-500 TR			618		618		
78		DC-9-30			188		188		
79		B-727-100			20		20		
80		A-300B			9		9		
81		B-757-200			108		108		
82		DC-9-50			62		62		
83		ALL TYPES			2409	2	2411	2405	2392
84	TOTAL	B-727-100			14449	56	14505		
85		B-727-200			81472	107	81579		
86		DC-9-80			844		844		
87		DC-9-30			77700	103	77803		
88		L-1011/100/20	16790	9	16799				
89		L-1011-500 TR	905		905				
90		DC-8-71	8046	37	8083				
91		B-747-200	5677	6	5683				
92		B-737-100/200	14741	40	14781				
93		B-757-200	8614	3	8617				
94		DC-9-50	21854	17	21871				
95		A-300B	5840	2	5842				
96		EURO AIRBUS 3	3		3				
97		*B-727-100	526	120	646				
98		*DC-9-30		12	12				
99		*DC-8-63		101	101				
100		PL-188A/C	117	41	158				
101	*DC-8-73		22	22					
102	*DC-8-61	514	2	516					
103	*DC-8-63F	458		458					

TABLE 7
 AIRCRAFT DEPARTURES SCHEDULED AND AIRCRAFT DEPARTURES PERFORMED,
 BY TYPE OF OPERATION, BY AIRCRAFT TYPE, BY COMMUNITY, AND BY CARRIER
 12 MONTHS ENDED DECEMBER 31, 1984

Line No.	Area, state or country Community (Airport name)	Carrier and type of operation	Type of aircraft	Total departures performed			Departures scheduled	Schedule of departures completed	
				Scheduled service	Non-scheduled service	All services		Number	Percent of departures scheduled
1	2	3	4	5	6	7	8	9	
1	COMMUNITY TOTAL	TOTAL	(CONT.)						
2			B-747F	1		1			
3			DC-9-10	7406	9	7413			
4			DC-10-40	2		2			
5			DC-9-40	27	4	31			
6			F-28-4000/600	2400		2400			
7			CV-580	1339		1339			
8			B-747		2	2			
9			DC-10-10	98		98			
10			MCV-640	248	1	248			
11			DC-8	42		42			
12			DC-8-30	216		216			
13			DC-8-10	5		5			
14			DL-100-10	1		1			
15			DC-8-50F	13		13			
16			DC-8-42	10		10			
17			ALL TYPES	270378	694	271072	272778	269474	98.78
18									
19	AUGUSTA (BUSH FIELD)	DL--DOMESTIC	DC-9-30	912	3	915			
20			B-727-200	911		911			
21			B-737-100/200	449		449			
22			DC-8-71	9		9			
23			L-1011/100/20	3		3			
24			ALL TYPES	2284	3	2287	2279	2253	98.85
25									
26		PI--DOMESTIC	B-737-100/200	726	1	727			
27			B-727-200	3		3			
28			F-28-4000/600	2		2			
29			ALL TYPES	731	1	732	732	715	97.67
30									
31	COMMUNITY TOTAL	DOMESTIC	DC-9-30	912	3	915			
32			B-727-200	914		914			
33			B-737-100/200	1175	1	1176			
34			DC-8-71	9		9			
35			L-1011/100/20	3		3			
36			F-28-4000/600	2		2			
37			ALL TYPES	3015	4	3019	3011	2968	98.57
38									
39									
40	COLUMBUS (COLUMBUS METROPOLITAN)	DL--DOMESTIC	DC-9-30	1002	2	1004			
41			B-727-200	362		362			
42			B-737-100/200	5		5			
43			ALL TYPES	1369	2	1371	1358	1349	99.33
44									
45		EA--DOMESTIC	DC-9-30	2		2			
46			ALL TYPES	2		2			
47									
48		EA--INTERNATIONAL	B-727-200	1		1			
49			ALL TYPES	1		1			
50									
51		EA--TOTAL	DC-9-30	2		2			
52			B-727-200	1		1			
53			ALL TYPES	3		3			
54									
55	COMMUNITY TOTAL	DOMESTIC	DC-9-30	1004	2	1006			
56			B-727-200	362		362			
57			B-737-100/200	5		5			
58			ALL TYPES	1371	2	1373	1358	1349	99.33
59									
60		INTERNATIONAL	B-727-200	1		1			
61			ALL TYPES	1		1			
62									
63		TOTAL	DC-9-30	1004	2	1006			
64			B-727-200	363		363			
65			B-737-100/200	5		5			
66			ALL TYPES	1372	2	1374	1358	1349	99.33
67									
68	MACON (LEWIS B. WILSON)	DL--DOMESTIC	DC-9-30	718		718			
69			B-727-200	2		2			
70			ALL TYPES	720		720	726	716	98.62
71									
72		EA--DOMESTIC	B-727-200	1		1			
73			ALL TYPES	1		1			
74									
75	COMMUNITY TOTAL	DOMESTIC	DC-9-30	718		718			
76			B-727-200	3		3			
77			ALL TYPES	721		721	726	716	98.62
78									
79									
80	SAVANNAH (SAVANNAH HUNT)	AA--DOMESTIC	B-727-200	110		110			
81			B-727-100	843		843			
82			ALL TYPES	953		953	974	953	97.84
83									
84		DL--DOMESTIC	DC-9-30	827	3	830			
85			B-727-200	1621		1621			
86			DC-8-71	9		11			
87			B-737-200	267		267			
88			B-737-100/200	446		446			
89			ALL TYPES	3170	5	3175	3192	3164	99.12
90									
91		EA--DOMESTIC	B-727-200	553		553			
92			B-727-100	120		120			
93			DC-9-30	2200		2200			
94			DC-9-50	431		431			
95			B-737-200	1		1			
96			ALL TYPES	3305		3305	3375	3293	97.57
97									
98		EA--INTERNATIONAL	DC-9-30	1		1			
99			ALL TYPES	1		1			
100									
101		EA--TOTAL	B-727-200	553		553			
102			B-727-100	120		120			
103			DC-9-30	2201		2201			
104			DC-9-50	431		431			
105			B-737-200	1		1			
106			ALL TYPES	3306		3306	3375	3293	97.57
107									
108		NY--DOMESTIC	DC-9-30	1004		1004			
109			ALL TYPES	1004		1004	1016	1004	98.81
110									
111									
112									

TABLE 7
 AIRCRAFT DEPARTURES SCHEDULED AND AIRCRAFT DEPARTURES PERFORMED,
 BY TYPE OF OPERATION, BY AIRCRAFT TYPE, BY COMMUNITY, AND BY CARRIER
 12 MONTHS ENDED DECEMBER 31, 1964

L i n e N o.	Area, state or country Community (Airport name)	Carrier and type of operation	Type of aircraft	Total departures performed			Scheduled departures completed			
				Scheduled service	Non-scheduled service	All services	Departures scheduled	Number	Percent of departures scheduled	
1	2	3	4	5	6	7	8	9		
1	SAVANNAH MUNI	(CONT.)								
2		P1--DOMESTIC	B-737-100/200	664	1	665				
3			B-727-200	2		2				
4			ALL TYPES	666	1	667	670	665	99.25	
5		COMMUNITY TOTAL	DOMESTIC	B-727-200	2286		2286			
6				B-727-100	963		963			
7				DC-9-30	4031	3	4034			
8				DC-8-71	9	2	11			
9				B-767-200	267		267			
10				B-737-100/200	1110	1	1111			
11				DC-9-50	431		431			
12				B-757-200	1		1			
13				ALL TYPES	9098	6	9104	9227	9079	98.39
14				INTERNATIONAL	DC-9-30	1		1		
15			ALL TYPES	1		1				
16			TOTAL	B-727-200	2286		2286			
17				B-727-100	963		963			
18				DC-9-30	4032	3	4035			
19				DC-8-71	9	2	11			
20				B-767-200	267		267			
21				B-737-100/200	1110	1	1111			
22				DC-9-50	431		431			
23				B-757-200	1		1			
24			ALL TYPES	9099	6	9105	9227	9079	98.39	
25	VALDOSTA (VALDOSTA MUNI)	RC--DOMESTIC	DC-9-10	45		45				
26			DC-9-30	7		7				
27			ALL TYPES	52		52	55	51	92.72	
28	HAWAII									
29										
30	HILD, HAWAII (GENERAL LYMAN FIELD)	AC--DOMESTIC	B-737-100/200	2889		2889	2845	2802	98.48	
31			ALL TYPES	2889		2889				
32		HA--DOMESTIC	DC-9-50	1063		1063				
33			DASH-7	1019	2	1021				
34			DC-9-80	1557	7	1564				
35			DC-8-62	32	12	44				
36			ALL TYPES	3671	21	3692	3705	3368	90.90	
37		UA--DOMESTIC	DC-10-10	367		367				
38			ALL TYPES	367		367	366	365	99.72	
39		COMMUNITY TOTAL	DOMESTIC	B-737-100/200	2889		2889			
40			DC-9-50	1063		1063				
41			DASH-7	1019	2	1021				
42			DC-9-80	1557	7	1564				
43			DC-8-62	32	12	44				
44			DC-10-10	367		367				
45			ALL TYPES	6927	21	6948	6916	6535	94.49	
46	HONOLULU, DANU (HICKAM AFB)	FI--INTERNATIONAL	B-747F	1		1				
47			ALL TYPES	1		1				
48	HONOLULU INTERNATIONAL	AA--DOMESTIC	B-747	566		566				
49			DC-10-10	497		497				
50			DC-10-30	815		815				
51			ALL TYPES	1878		1878	1881	1873	99.57	
52		AC--DOMESTIC	B-737-100/200	16014		16014				
53			DC-10-30	78		78				
54			ALL TYPES	16092		16092	16178	15769	97.47	
55		AQ--INTERNATIONAL	DC-10-30	78		78				
56			ALL TYPES	78		78	79	76	96.20	
57		AC--TOTAL	B-737-100/200	16014		16014				
58		DC-10-30	156		156					
59		ALL TYPES	16170		16170	16257	15845	97.46		
60	CC--DOMESTIC	DC-10-10	86		86					
61		DC-10-30	469		469					
62		ALL TYPES	555		555	556	554	99.64		
63	CG--INTERNATIONAL	B-727-100	156		156					
64		DC-10-10	90		90					
65		DC-10-30	471		471					
66		B-727-200	3		3					
67		ALL TYPES	720		720	716	716	100.00		
68	CC--TOTAL	DC-10-10	176		176					
69		DC-10-30	960		960					
70		B-727-100	156		156					
71		B-727-200	3		3					
72		ALL TYPES	1275		1275	1272	1270	99.84		
73	DL--DOMESTIC	L-1011/100/20	8		8					
74		L-1011-300 TR	10		10					
75		ALL TYPES	18		18	18	18	100.00		
76	FF--DOMESTIC	DC-8-63F	1		1					
77		ALL TYPES	1		1					
78	FI--INTERNATIONAL	B-747	17		17					
79		B-747F	80	1	81					
80		ALL TYPES	97	1	98	77	76	98.70		
81	FI--TOTAL	DC-8-63F	1		1					
82		B-747	17		17					
83		B-747F	80	1	81					
84		ALL TYPES	98	1	99	77	76	98.70		
85	HA--DOMESTIC	DC-9-50	3784	6	3790					
86		DASH-7	4831		4831					
87		DC-9-80	8262	10	8272					

TABLE 7
 AIRCRAFT DEPARTURES SCHEDULED AND AIRCRAFT DEPARTURES PERFORMED,
 BY TYPE OF OPERATION, BY AIRCRAFT TYPE, BY COMMUNITY, AND BY CARRIER
 12 MONTHS ENDED DECEMBER 31, 1984

Line No.	Area, state or country Community (Airport name)	Carrier and type of operation	Type of aircraft	Total departures performed			Scheduled departures completed		
				Scheduled service	Non-scheduled service	All services	Departures scheduled	Number	Percent of departures scheduled
1	2	3	4	5	6	7	8	9	
1	HONOLULU INTERNATIONAL	MA---DOMESTIC	(CART.) DC-8-62 ALL TYPES	133 18910	362 785	495 19695	21615	17575	81.30
2		NK---INTERNATIONAL	B-707-300C ALL TYPES	512 512	15	527 527	512	512	100.00
3		KL---DOMESTIC	DC-10-40 B-747 ALL TYPES	433 662 1095	16	449 662 1111	1102	1095	99.36
4		RA---INTERNATIONAL	B-747 ALL TYPES	703 703		703 703	700	694	99.14
5		NB---TOTAL	DC-10-40 B-747 ALL TYPES	433 1365 1798	16	449 1365 1814	1802	1789	99.27
6		PA---DOMESTIC	B-747 L-1011-500 TR B-747-200 B-747SP ALL TYPES	709 2 17 1 729	1	710 2 17 1 730	731	728	99.58
7		PA---INTERNATIONAL	B-747 B-747SP L-1011-500 TR B-747-200 ALL TYPES	622 10 84 25 741	1	623 10 84 25 742	739	720	97.42
8		PA---TOTAL	B-747 L-1011-500 TR B-747-200 B-747SP ALL TYPES	1331 86 42 11 1470	2	1333 86 42 11 1472	1470	1446	98.50
9		TV---DOMESTIC	B-747-200 DC-8-63 ALL TYPES	64 11 75	46 32 78	110 43 153	76	70	92.10
10		UA---DOMESTIC	B-747 DC-10-10 DC-8-71 DC-10-30 ALL TYPES	3049 1555 119 135 4858	3	3052 1555 156 135 4898	4889	4837	98.93
11		WA---DOMESTIC	DC-10-10 DC-10-30 ALL TYPES	1953 149 2102	1	1954 149 2103	2110	2098	99.43
12		WC---DOMESTIC	DC-10-30CF DC-10-30 DC-10-10 ALL TYPES	89 559 119 767	1	90 559 119 768	832	760	91.34
13	AIRPORT TOTAL	DOMESTIC	B-747 DC-10-10 DC-10-30 B-737-100/200 L-1011/100/20 L-1011-500 TR *DC-8-43F DC-9-50 DASH-7 DC-9-80 DC-8-62 DC-10-40 B-747-200 B-747SP DC-8-63 DC-8-71 DC-10-30CF ALL TYPES	4986 4210 2205 16014 8 12 1 3704 6831 8242 133 433 81 11 119 89 47080	4	4990 4211 2205 16014 8 12 1 3708 7234 8258 495 449 127 43 37 90 48002	4998	45377	90.77
14		INTERNATIONAL	DC-10-30 B-727-100 DC-10-10 B-727-200 *B-747 *B-747F B-707-300C B-747 B-747SP L-1011-500 TR B-747-200 ALL TYPES	549 154 90 3 17 80 512 1325 10 84 25 2851		549 154 90 3 17 81 527 1326 10 84 25 2866	2823	2794	98.97
15		TOTAL	B-747 DC-10-10 DC-10-30 B-737-100/200 B-727-100 B-727-200 L-1011/100/20 L-1011-500 TR *DC-8-43F *B-747 *B-747F DC-9-50 DASH-7 DC-9-80 DC-8-62 B-707-300C DC-10-40 B-747-200 B-747SP DC-8-63 DC-8-71 DC-10-30CF ALL TYPES	6311 4300 2754 16014 154 3 8 96 1 17 80 3704 6831 8242 133 512 433 106 11 11 119 89 49931	5 1	6316 4301 2754 16014 154 3 8 96 1 17 81 3708 7234 8258 495 527 449 152 11 43 156 90 50870	52811	48171	91.21
16	COMMUNITY TOTAL BY CARRIER	AA---DOMESTIC	DC-10-10	497		497			

TABLE 7
 AIRCRAFT DEPARTURES SCHEDULED AND AIRCRAFT DEPARTURES PERFORMED,
 BY TYPE OF OPERATION, BY AIRCRAFT TYPE, BY COMMUNITY, AND BY CARRIER
 12 MONTHS ENDED DECEMBER 31, 1984

Line No.	Area, state or country Community (Airport name)	Carrier and type of operation	Type of aircraft	Total departures performed			Scheduled departures completed		
				Scheduled service	Nonscheduled service	All services	Number	Percent of departures scheduled	
1	COMMUNITY TOTAL BY CARRIER	AA--DOMESTIC	(CONT.) DC-10-30 B-747 ALL TYPES	815 566 1878		815 566 1878	1861	1873	99.57
2		AG--DOMESTIC	B-737-100/200 DC-10-30 ALL TYPES	16014 78 16092		16014 78 16092	16178	15769	97.47
3		AC--INTERNATIONAL	DC-10-30 ALL TYPES	78 78		78 78	79	74	96.20
4		AL--TOTAL	B-737-100/200 DC-10-30 ALL TYPES	16014 156 16170		16014 156 16170	16257	15863	97.66
5		CO--DOMESTIC	DC-10-10 DC-10-30 ALL TYPES	86 469 555		86 469 555	556	554	99.64
6		CC--INTERNATIONAL	B-727-100 B-727-200 DC-10-10 DC-10-30 ALL TYPES	156 3 90 471 720		156 3 90 471 720	716	716	100.00
7		CC--TOTAL	B-727-100 B-727-200 DC-10-10 DC-10-30 ALL TYPES	156 3 176 940 1275		156 3 176 940 1275	1272	1270	99.84
8		DL--DOMESTIC	L-1011/100/20 L-1011-500 TR ALL TYPES	8 10 18		8 10 18	18	18	100.00
9		FI--DOMESTIC	*DC-8-63F ALL TYPES	1 1		1 1			
10		FI--INTERNATIONAL	*B-747 *B-747F ALL TYPES	17 81 98	1	17 82 99	77	76	98.70
11		FI--TOTAL	*B-747 *B-747F *DC-8-63F ALL TYPES	17 81 1 99	1	17 82 1 100	77	76	98.70
12		HA--DOMESTIC	DASH-7 DC-9-80 DC-9-80 DC-8-62 ALL TYPES	6831 3704 8242 133 18910	403	7234 3708 8258 495 19695	21615	17575	81.30
13		HR--INTERNATIONAL	B-707-300C ALL TYPES	512 512	15	527 527	512	512	100.00
14		NB--DOMESTIC	DC-10-40 B-747 ALL TYPES	433 662 1095	16	449 662 1111	1102	1095	99.36
15		NB--INTERNATIONAL	B-747 ALL TYPES	703 703		703 703	700	694	99.14
16		NB--TOTAL	DC-10-40 B-747 ALL TYPES	433 1365 1798	16	449 1365 1814	1802	1789	99.27
17		PA--DOMESTIC	L-1011-500 TR B-747 B-747-200 B-747SP ALL TYPES	2 709 17 1 729	1	2 710 17 1 730	731	728	99.58
18		PA--INTERNATIONAL	L-1011-500 TR B-747 B-747-200 B-747SP ALL TYPES	84 622 25 10 741	1	84 623 25 10 762	739	720	97.42
19		PA--TOTAL	L-1011-500 TR B-747 B-747-200 B-747SP ALL TYPES	86 1331 42 11 1470	2	86 1333 42 11 1472	1470	1448	98.50
20		TV--DOMESTIC	B-747-200 DC-8-63 ALL TYPES	64 11 75	46 32 78	110 43 153	76	70	92.10
21		LA--DOMESTIC	DC-10-10 DC-10-30 B-747 DC-8-71 ALL TYPES	1555 135 3049 119 4858	3	1555 135 3052 119 4899	4889	4837	98.93
22		WA--DOMESTIC	DC-10-10 DC-10-30 ALL TYPES	1953 149 2102	1	1954 149 2103	2110	2098	99.43
23		WE--DOMESTIC	DC-10-10 DC-10-30 DC-10-30CF ALL TYPES	119 539 99 767	1	119 539 99 768	832	760	91.34
24	COMMUNITY TOTAL	DOMESTIC	B-747 DC-10-10 DC-10-30 B-737-100/200 L-1011/100/20 L-1011-500 TR *DC-8-63F	4996 4230 2205 16014 8 12 1	4 1	4996 4231 2205 16014 8 12 1			

TABLE 7
 AIRCRAFT DEPARTURES SCHEDULED AND AIRCRAFT DEPARTURES PERFORMED,
 BY TYPE OF OPERATION, BY AIRCRAFT TYPE, BY COMMUNITY, AND BY CARRIER
 12 MONTHS ENDED DECEMBER 31, 1984

Line No.	Area, state or country Community (Airport name)	Carrier and type of operation	Type of aircraft	Total departures performed			Scheduled departures completed	
				Scheduled service	Nonscheduled service	All services	Number	Percent of departures scheduled
1	2	3	4	5	6	7	8	9
1	COMMUNITY TOTAL	DOMESTIC	(CONT.)					
2			DC-9-50	3704	4	3708		
3			DASH-7	4831	403	7234		
4			DC-9-80	8242	16	8258		
5			DC-8-62	133	362	495		
6			DC-10-40	433	16	449		
7			B-747-200	81	46	127		
8			B-747SP	1		1		
9			DC-8-63	11	32	43		
10			DC-8-71	119	37	156		
11			DC-10-30CF	89	1	90		
12			ALL TYPES	47080	922	48002	49988	45377 90.77
13		INTERNATIONAL	#B-747F	81	1	82		
14			DC-10-30	549		549		
15			B-727-100	156		156		
16			DC-10-10	90		90		
17			B-727-200	3		3		
18			#B-747	17		17		
19			B-707-300C	512	15	527		
20			B-747	1325	1	1326		
21			B-747SP	10		10		
22			L-1011-500 TR	84		84		
23			B-747-200	25		25		
24			ALL TYPES	2852	17	2869	2823	2794 98.97
25		TOTAL	#B-747F	81	1	82		
26			B-747	4311	5	6316		
27			DC-10-10	4300	1	4301		
28			DC-10-30	2754		2754		
29			B-737-100/200	16014		16014		
30			B-727-100	156		156		
31			B-727-200	3		3		
32			L-1011/100/20	8		8		
33			L-1011-500 TR	96		96		
34			#DC-8-63F	1		1		
35			#B-747	17		17		
36			DC-9-50	3704	4	3708		
37			DASH-7	4831	403	7234		
38			DC-9-80	8242	16	8258		
39			DC-8-62	133	362	495		
40			B-707-300C	512	15	527		
41			DC-10-40	433	16	449		
42			B-747-200	106	46	152		
43			B-747SP	11		11		
44			DC-8-63	11	32	43		
45			DC-8-71	119	37	156		
46			DC-10-30CF	89	1	90		
47			ALL TYPES	49932	939	50871	52811	48171 91.21
48								
49								
50								
51								
52								
53								
54								
55								
56								
57								
58								
59								
60								
61								
62								
63								
64								
65								
66								
67								
68								
69								
70								
71								
72								
73								
74								
75								
76								
77								
78								
79								
80								
81								
82								
83								
84								
85								
86								
87								
88								
89								
90								
91								
92								
93								
94								
95								
96								
97								
98								
99								
100								
101								
102								
103								
104								
105								
106								
107								
108								
109								
110								
111								
112								

TABLE 7
 AIRCRAFT DEPARTURES SCHEDULED AND AIRCRAFT DEPARTURES PERFORMED,
 BY TYPE OF OPERATION, BY AIRCRAFT TYPE, BY COMMUNITY, AND BY CARRIER
 12 MONTHS ENDED DECEMBER 31, 1984

Line No.	Area, state or country Community (Airport name)	Carrier and type of operation	Type of aircraft	Total departures performed			Schedule of departures completed			
				Scheduled service	Nonscheduled service	All services	Number	Percent of departures scheduled		
1	2	3	4	5	6	7	8	9		
1	LIHUE, KAUAI (LIHUE)	AC--DOMESTIC	B-737-100/200	5068		5068	5110	4984	97.53	
2			ALL TYPES	5068		5068				
3		HA--DOMESTIC	DC-9-50	1002	1	1003	5883	4972	84.51	
4			DC-9-80	2915	2	2917				
5			DASH-7	1878	54	1932				
6		ALL TYPES	5795	57	5852					
7		LA--DOMESTIC	DC-8-71	211		211	217	210	96.77	
8			ALL TYPES	211		211				
9		COMMUNITY TOTAL	DOMESTIC	B-737-100/200	5068		5068			
10				DC-9-50	1002	1	1003			
11				DC-9-80	2915	2	2917			
12				DASH-7	1878	54	1932			
13			ALL TYPES	11074	57	11131	11210	10166	90.68	
14	IDAHO									
15	BOISE (BOISE AIR TERMINAL/GOWEN FLD)	AS--DOMESTIC	B-727-100	67		67	117	111	94.87	
16			B-727-200	43		43				
17			B-737-100/200	1		1				
18			ALL TYPES	111		111				
19		FL--DOMESTIC	B-737-100/200	1643		1643	1769	1723	97.39	
20			DC-9-80	80		80				
21		ALL TYPES	1723		1723					
22		QG--DOMESTIC	SWEAR-METRO	228		228	243	228	93.82	
23			ALL TYPES	228		228				
24		QR--DOMESTIC	DC-9-30	157		157	2171	2106	97.00	
25			F-28-4000/600	2		2				
26			F-27 SERIES	416		416				
27	SWEAR-METRO		1540		1540					
28	ALL TYPES	2115		2115						
29	LA--DOMESTIC	B-737-100/200	1340		1340	2852	2803	98.28		
30		B-727-100	876		876					
31		B-727-200	593		593					
32		ALL TYPES	2809		2805					
33	NA--DOMESTIC	B-737-100/200	538	1	539	1788	1766	98.76		
34		B-727-200	1236	2	1238					
35		ALL TYPES	1774	3	1777					
36	NC--DOMESTIC	B-737-200C	1237		1237	1031	959	93.01		
37		B-727-100	154		154					
38		B-727-200	4		4					
39		ALL TYPES	1395		1395					
40	COMMUNITY TOTAL	DOMESTIC	B-727-100	1097		1097				
41			B-727-200	1876	2	1878				
42			B-737-100/200	3522	1	3523				
43			DC-9-80	80		80				
44			SWEAR-METRO	1768		1768				
45			DC-9-30	157		157				
46			F-28-4000/600	2		2				
47			F-27 SERIES	416		416				
48			B-737-200C	1237		1237				
49			ALL TYPES	10155	3	10158	9971	9696	97.24	
50	IDAHO FALLS (FANNING FIELD)	QG--DOMESTIC	SWEAR-METRO	1883		1883	1913	1883	98.43	
51	ALL TYPES		1883		1883					
52										
53	QR--DOMESTIC	SWEAR-METRO	404		404	416	404	97.11		
54		ALL TYPES	404		404					
55	NA--DOMESTIC	B-737-100/200	1437		1437	1458	1425	97.73		
56		B-727-200	8		8					
57		ALL TYPES	1445		1445					
58	COMMUNITY TOTAL	DOMESTIC	SWEAR-METRO	2287		2287				
59			B-737-100/200	1437		1437				
60			B-727-200	8		8				
61			ALL TYPES	3732		3732	3787	3712	96.01	
62	LEWISTON/CLARKSTON (LEWISTON-NEZ PERCE COUNTY)	QR--DOMESTIC	F-27 SERIES	3		3	764	741	96.98	
63			SWEAR-METRO	738		738				
64			ALL TYPES	741		741				
65	PUCATELLO (PUCATELLO MUNI)	QG--DOMESTIC	SWEAR-METRO	3019		3019	3084	3019	97.89	
66			ALL TYPES	3019		3019				
67	QR--DOMESTIC	F-27 SERIES	2		2	413	401	97.09		
68		SWEAR-METRO	399		399					
69		ALL TYPES	401		401					
70	COMMUNITY TOTAL	DOMESTIC	SWEAR-METRO	3418		3418				
71			F-27 SERIES	2		2				
72			ALL TYPES	3420		3420	3497	3420	97.79	
73	SUN VALLEY/HAILEY/KETCHUM (FRIEDMAN MEMORIAL)	QR--DOMESTIC	DC-9-30	7		7	920	892	96.95	
74			F-27 SERIES	57		57				
75			SWEAR-METRO	828		828				
76			ALL TYPES	892		892				
77	TWIN FALLS (CITY-COUNTY APRT, JOSLIN FLD)	QG--DOMESTIC	SWEAR-METRO	1271		1271	1298	1270	97.84	
78			ALL TYPES	1271		1271				
79	QR--DOMESTIC	DC-9-30	1		1					
80		F-27 SERIES	4		4					
81		SWEAR-METRO	531		531					

TABLE 7
 AIRCRAFT DEPARTURES SCHEDULED AND AIRCRAFT DEPARTURES PERFORMED,
 BY TYPE OF OPERATION, BY AIRCRAFT TYPE, BY COMMUNITY, AND BY CARRIER
 12 MONTHS ENDED DECEMBER 31, 1984

Line No.	Area, state or country Community (Airport name)	Carrier and type of operation	Type of aircraft	Total departures performed			Scheduled departures completed	
				Scheduled service	Nonscheduled service	All services	Number	Percent of scheduled
1	2	3	4	5	6	7	8	9
1	CITY-COUNTY APT., JOSLIN FLD	CR--DOMESTIC	(CONT.) ALL TYPES	536		536	553	96.92
2		RC--DOMESTIC	DC-9-30	1		1		
3			DC-9-10	1		1		
4			ALL TYPES	2		2		
5		WA--DOMESTIC	B-737-100/200	3		3		
6			B-727-200	30		30		
7			ALL TYPES	33		33	33	100.00
8	COMMUNITY TOTAL	DOMESTIC	SWEAR-METRO	1802		1802		
9			DC-9-30	2		2		
10			F-27 SERIES	4		4		
11			DC-9-10	1		1		
12			B-737-100/200	3		3		
13			B-727-200	30		30		
14			ALL TYPES	1842		1842	1884	97.61
15	ILLINOIS							
16	BLOOMINGTON (BLOOMINGTON-NGRML)	RL--DOMESTIC	BH-99	86		86		
17			SWEAR-METRO	451		451		
18			FH-227	339		339	906	87.6
19			ALL TYPES	876		876		
20	CHAMPAIGN/URBANA (UNIVERSITY OF ILLINOIS-WILLARD)	FL--DOMESTIC	ALL TYPES				181	179
21		CZ--DOMESTIC	DC-9-10	245	1	246		
22			DC-9-30	681	15	696		
23			DC-9-40	23	1	24		
24			ALL TYPES	949	17	966	989	95.7
25		PI--DOMESTIC	B-737-100/200	844		844		
26			ALL TYPES	844		844	857	84.4
27		RU--DOMESTIC	BH-99	135		135		
28			SWEAR-METRO	498		498		
29			FH-227	831		831	1530	1464
30			ALL TYPES	1464		1464		95.68
31	COMMUNITY TOTAL	DOMESTIC	DC-9-10	245	1	246		
32			DC-9-30	681	15	696		
33			DC-9-40	23	1	24		
34			B-737-100/200	844		844		
35			BH-99	135		135		
36			SWEAR-METRO	498		498		
37			FH-227	831		831	3557	3444
38			ALL TYPES	3257	17	3274		96.82
39	CHICAGO (MIDWAY)	ML--DOMESTIC	DC-9-10	7927	4	7931		
40			DC-9-30	8017	8	8025		
41			DC-9-80	1781	3	1784		
42			B-737-100/200	347		347	18402	18072
43			ALL TYPES	18072	15	18087		98.20
44		NI--DOMESTIC	DC-9-30	149		149		
45			ALL TYPES	149		149	151	148
46		NB--DOMESTIC	B-727-100	338		338		
47			B-727-200	1316		1316		
48			ALL TYPES	1654		1654	1677	1654
49		QH--DOMESTIC	B-737-100/200	212		212		
50			ALL TYPES	212		212	207	206
51		QS--DOMESTIC	B-727-200	98		98		
52			ALL TYPES	98		98	98	100.00
53		LA--DOMESTIC	B-737-100/200	2		2		
54			B-727-100	2		2		
55			B-727-200	1		1		
56			ALL TYPES	5		5		
57		ZV--DOMESTIC	SWEAR-METRO	283		283		
58			ALL TYPES	283		283	319	283
59		ZR--DOMESTIC	DC-9-10	172		172		
60			DC-9-30	118		118		
61			DC-9-80	3		3		
62			B-737-100/200	448		448		
63			ALL TYPES	741		741	763	741
64	AIRPORT TOTAL	DOMESTIC	DC-9-10	8099	4	8103		
65			DC-9-30	8284	8	8292		
66			DC-9-80	1784	3	1787		
67			B-737-100/200	1009		1009		
68			B-727-100	340		340		
69			B-727-200	1415		1415		
70			SWEAR-METRO	283		283		
71			ALL TYPES	21214	15	21229	21617	21202
72	(MEIGS FIELD)	RL--DOMESTIC	BH-99	460		460		
73			ALL TYPES	460		460	475	460
74	(O'HARE INTERNATIONAL)	AA--DOMESTIC	B-727-100	15897		15897		
75			B-727-200	30923	2	30925		
76			DC-10-10	6188		6188		
77			B-747F	677		677		
78			B-767-200	4061		4061		
79			DC-9-80	5314		5314		
80			DC-10-30	19		19		
81			ALL TYPES	63079	2	63081	64204	63066
82		AA--INTERNATIONAL	B-727-100	263		263		
83			B-727-200	287		287		
84			ALL TYPES	550		550	551	550

TABLE 7
 AIRCRAFT DEPARTURES SCHEDULED AND AIRCRAFT DEPARTURES PERFORMED,
 BY TYPE OF OPERATION, BY AIRCRAFT TYPE, BY COMMUNITY, AND BY CARRIER
 12 MONTHS ENDED DECEMBER 31, 1964

Line No.	Area, state or country Community (Airport name)	Carrier and type of operation	Type of aircraft	Total departures performed			Scheduled departures completed			
				Scheduled service	Non-scheduled service	All services	Number	Percent of departures scheduled		
1	2	3	4	5	6	7	8	9		
1	DUMFRIES INTERNATIONAL	(CGNT-1)								
2		AA--TOTAL	B-727-100	16160		16160				
3			B-727-200	31210	2	31212				
4			DC-10-10	6188		6188				
5			*B-747F	677		677				
6			B-767-200	4061		4061				
7			DC-9-80	5314		5314				
8			DC-10-30	19		19				
9			ALL TYPES	63629	2	63631	64755	63596	98.21	
10										
11			AL--DOMESTIC	BAC-111-200	17		17			
12				DC-9-30	4262	132	4394			
13				B-727-200	4	1	5			
14				B-737-100/200		4	4			
15				ALL TYPES	4283	137	4420	4381	4277	97.62
16										
17			BA--DOMESTIC	B-727-200	1222	2	1224	1222	1215	99.42
18				ALL TYPES	1222	2	1224			
19										
20			GL--DOMESTIC	DC-8-63	375		375			
21				DC-8-50	6		6			
22				DC-8-62	218		218			
23				A-300B	181		181			
24				ALL TYPES	780		780	818	779	95.23
25										
26			GL--INTERNATIONAL	DC-8-63	3		3			
27				DC-8-62	3		3			
28				ALL TYPES	6		6	9	6	66.66
29										
30			CL--TOTAL	DC-8-63	378		378			
31				DC-8-50	6		6			
32				DC-8-62	221		221			
33				A-300B	181		181			
34				ALL TYPES	786		786	827	785	94.92
35										
36			CG--DOMESTIC	B-727-200	1375		1375			
37				DC-10-10	795		795			
38				DC-9-10	54		54			
39				DC-9-30	509		509			
40				B-727-100	427		427			
41				DC-10-30	8		8			
42				ALL TYPES	3168		3168	3178	3149	99.08
43										
44			DL--DOMESTIC	DC-9-30	2900	9	2909			
45				B-727-200	8754		8754			
46				L-1011/100/20	1422		1422			
47				DC-8-71	1194		1194			
48				B-767-200	126		126			
49				B-737-100/200	813		813			
50				ALL TYPES	15209	9	15218	15313	15197	99.24
51										
52			EA--DOMESTIC	DC-9-30	1360	2	1362			
53				B-727-100	665		665			
54				B-727-200	2585	4	2589			
55				L-1011/100/20	248		248			
56				DC-9-50	206	1	207			
57				A-300B	221		221			
58				B-757-200	118		118			
59				ALL TYPES	5403	7	5410	5486	5393	98.30
60										
61			EZ--DOMESTIC	*B-727-100	87	103	190			
62				*DC-8-63		114	114			
63				*DC-8-73		62	62			
64				*DC-8-61		5	5			
65				ALL TYPES	87	284	371	87	87	100.00
66										
67			FK--DOMESTIC	B-727-100	1103		1103			
68				ALL TYPES	1103		1103	1120	1103	98.48
69										
70			FT--DOMESTIC	*DC-8-63F	643		643			
71				*B-747	635		635			
72				*B-747F	975		975			
73				*DC-8-61	821		821			
74				*B-727-100	1649		1649			
75				ALL TYPES	4723		4723	4963	4514	90.95
76										
77			FT--INTERNATIONAL	*DC-8-63F	1		1			
78				ALL TYPES	1		1			
79										
80			FT--TOTAL	*DC-8-63F	644		644			
81				*B-747	635		635			
82				*B-747F	975		975			
83				*DC-8-61	821		821			
84				*B-727-100	1649		1649			
85				ALL TYPES	4724		4724	4963	4514	90.95
86										
87			NI--DOMESTIC	DC-9-30	35		35			
88				ALL TYPES	35		35	37	35	94.59
89										
90			AB--DOMESTIC	B-727-100	1407		1407			
91				B-727-200	7147	2	7149			
92				DC-10-60	1314		1314			
93				B-747	372		372			
94				*B-747F	593		593			
95				ALL TYPES	10833	2	10835	11099	10796	97.27
96										
97			AB--INTERNATIONAL	B-747	410		410			
98				*B-747F		1	1			
99				ALL TYPES	410	1	411	411	410	99.75
100										
101			AB--TOTAL	B-727-100	1407		1407			
102				B-727-200	7147	2	7149			
103				DC-10-60	1314		1314			
104				B-747	372		372			
105				*B-747F	593		593			
106				ALL TYPES	11243	3	11246	11510	11206	97.35
107										
108			GZ--DOMESTIC	DC-9-10	476	5	481			
109				DC-9-30	3834	52	3886			
110				DC-9-60	250	6	256			
111				ALL TYPES	4340	63	4423	4598	4353	94.47
112										

**TABLE 7
AIRCRAFT DEPARTURES SCHEDULED AND AIRCRAFT DEPARTURES PERFORMED,
BY TYPE OF OPERATION, BY AIRCRAFT TYPE, BY COMMUNITY, AND BY CARRIER
12 MONTHS ENDED DECEMBER 31, 1984**

Line No.	Area (state or country) Community (Airport name)	Carrier and Type of operation	Type of aircraft	Total departures performed			Scheduled departures performed	
				Scheduled service	Non-scheduled service	All services	Number	Percent of departures scheduled
1	2	3	4	5	6	7	8	9
1	OHARE INTERNATIONAL	(CCNT-)						
2		PA--DOMESTIC	B-747SP	10		10		
3			B-727-200	676	10	686		
4			DC-10-30	9		9		
5			B-727-100	2	1	3		
6			L-1011-500 TR	665		665		
7			DC-10-10	12		12		
8			B-747	11		11		
9			A-300B	13		13		
10			ALL TYPES	1398	11	1409	1407	1395 99.14
11		PA--INTERNATIONAL	L-1011-500 TR	1		1		
12			ALL TYPES	1		1		
13		PA--TOTAL	B-747SP	10		10		
14			B-727-200	676	10	686		
15			DC-10-30	9		9		
16			B-727-100	2	1	3		
17			L-1011-500 TR	666		666		
18			DC-10-10	12		12		
19			B-747	11		11		
20			A-300B	13		13		
21			ALL TYPES	1399	11	1410	1407	1395 99.14
22		PE--DOMESTIC	B-737-100/200	449		449		
23			B-727-200	899		899		
24			ALL TYPES	1348		1348	1382	1346 97.39
25		PI--DOMESTIC	B-737-100/200	4289	7	4296		
26			B-727-100	6		6		
27			B-727-200	510		510		
28			F-28-4000/600	641		641		
29			ALL TYPES	5446	7	5453	5531	5444 98.42
30		RC--DOMESTIC	DC-9-50	4133	7	4140		
31			CV-580	725	3	728		
32			DC-9-30	9456	9	9505		
33			DC-9-10	2280	10	2290		
34			DC-9-80	649	2	651		
35			B-727-200	65		65		
36			ALL TYPES	17348	31	17379	17527	17164 97.92
37		RU--DOMESTIC	BH-99	637		637		
38			SWEAR-METRO	1491		1491		
39			FH-227	2928		2928		
40			BAC-111-200	207		207		
41			ALL TYPES	5263		5263	5408	5263 97.31
42		SI--DOMESTIC	DC-9-80	1783		1783		
43			ALL TYPES	1783		1783	1812	1783 98.39
44		TV--INTERNATIONAL	DC-8-63	12		12		
45			ALL TYPES	12		12	12	12 100.00
46		TA--DOMESTIC	B-727-100	2009		2009		
47			B-727-200	4866		4866		
48			L-1011/100/20	255		255		
49			B-747	172		172		
50			B-747SP	1		1		
51			B-767-200	573		573		
52			DC-9-80	21		21		
53			ALL TYPES	7897		7897	8039	7879 98.00
54		TA--INTERNATIONAL	B-747	331		331		
55			ALL TYPES	331		331	335	331 98.80
56		TA--TOTAL	B-727-100	2009		2009		
57			B-727-200	4866		4866		
58			L-1011/100/20	255		255		
59			B-747	503		503		
60			B-747SP	1		1		
61			B-767-200	573		573		
62			DC-9-80	21		21		
63			ALL TYPES	8228		8228	8374	8210 98.04
64		LA--DOMESTIC	B-737-100/200	20428	1	20429		
65			B-727-100	17261	67	17334		
66			B-727-200	36555	143	36698		
67			DC-10-10	13143	7	13150		
68			B-747	2492	19	2511		
69			*DC-8-50F	1683	1	1684		
70			DC-8-71	4536	161	4697		
71			B-767-200	5328		5328		
72			DC-10-30	292		292		
73			ALL TYPES	101724	399	102123	104138	101625 97.58
74		VB--DOMESTIC	*L-188A/C	605		605		
75			*CV-640	168		168		
76			*DC-6	11		11		
77			*DC-8-30	6		6		
78			*DC-8-10	1		1		
79			ALL TYPES	791		791	257	257 100.00
80		WB--DOMESTIC	B-727-200	612	1	613		
81			DC-10-10	120		120		
82			ALL TYPES	732	1	733	732	731 99.86
83		ZB--DOMESTIC	DASH-7	8440		8440		
84			BAC-146-1	4876		4876		
85			ALL TYPES	13316		13316	13614	13304 97.70
86	AIAPORT TOTAL	DOMESTIC	B-727-100	38783	68	38851		
87			B-727-200	96193	145	96338		
88			DC-10-10	20258	7	20265		
89			BH-247E	2245		2245		
90			B-747-200	10088		10088		
91			DC-9-80	7767	2	7769		
92			DC-10-30	328		328		
93			BAC-111-200	224		224		
94			DC-8-30	22194	204	22400		
95			B-737-100/200	25979	12	25991		
96			DC-8-63	375		375		

TABLE 7
 AIRCRAFT DEPARTURES SCHEDULED AND AIRCRAFT DEPARTURES PERFORMED,
 BY TYPE OF OPERATION, BY AIRCRAFT TYPE, BY COMMUNITY, AND BY CARRIER
 12 MONTHS ENDED DECEMBER 31, 1984

Line No.	Aer. state or country Community (Airport name)	Carrier and type of operation	Type of aircraft	Total departures performed			Departures scheduled	Scheduled departures completed	
				Scheduled service	Nonscheduled service	All services		Number	Percent of departures scheduled
1	2	3	4	5	6	7	8	9	
1	AIRPORT TOTAL	DOMESTIC	(CONT.)						
2			DC-8-30	6		6			
3			DC-8-62	218		218			
4			A-300B	415		415			
5			DC-9-10	2810	15	2825			
6			L-1011/100/20	1925		1925			
7			DC-8-71	5730	161	5891			
8			DC-9-30	4339	8	4347			
9			B-757-200	118		118			
10			*B-727-100	1736	103	1839			
11			*DC-8-63		114	114			
12			*DC-8-73		62	62			
13			*DC-8-61	821	5	826			
14			*DC-8-63F	643		643			
15			*B-747	635		635			
16			DC-10-40	1314		1314			
17			B-747	3047	19	3066			
18			DC-9-40	250	6	256			
19			B-747SP	11		11			
20			L-1011-500 TR	665		665			
21			F-28-4000/600	641		641			
22			CV-580	725	3	728			
23			BH-99	637		637			
24			SMEAR-METRO	1491		1491			
25			FH-227	2928		2928			
26			*DC-8-50F	1683	1	1684			
27			*L-188A/C	605		605			
28			*CV-640	168		168			
29			*DC-6	11		11			
30			*DC-8-30	6		6			
31			*DC-8-10	1		1			
32			DASH-7	8440		8440			
33			BAE-146-1	4876		4876			
34			ALL TYPES	271331	955	272286	276355	270135	97.74
35		INTERNATIONAL	B-727-100	263		263			
36			B-727-200	287		287			
37			DC-8-63	15		15			
38			DC-8-62	3		3			
39			*DC-8-63F	1		1			
40			B-747	741		741			
41			*B-747F		1	1			
42			L-1011-500 TR	1		1			
43			ALL TYPES	1311	1	1312	1318	1309	99.31
44		TOTAL	B-727-100	39046	68	39114			
45			B-727-200	96480	165	96645			
46			DC-10-10	20258	7	20265			
47			*B-747	2245	1	2246			
48			B-747-200	10088		10088			
49			DC-9-80	7767	2	7769			
50			DC-10-30	328		328			
51			BAC-111-200	224		224			
52			DC-9-30	22156	204	22400			
53			B-737-100/200	25979	12	25991			
54			DC-8-63	390		390			
55			DC-8-50	6		6			
56			DC-8-62	221		221			
57			A-300B	415		415			
58			DC-9-10	2810	15	2825			
59			L-1011/100/20	1925		1925			
60			DC-8-71	5730	161	5891			
61			DC-9-30	4339	8	4347			
62			B-757-200	118		118			
63			*B-727-100	1736	103	1839			
64			*DC-8-63		114	114			
65			*DC-8-73		62	62			
66			*DC-8-61	821	5	826			
67			*DC-8-63F	644		644			
68			*B-747	635		635			
69			DC-10-40	1314		1314			
70			B-747	3788	19	3807			
71			DC-9-40	250	6	256			
72			B-747SP	11		11			
73			L-1011-500 TR	666		666			
74			F-28-4000/600	641		641			
75			CV-580	725	3	728			
76			BH-99	637		637			
77			SMEAR-METRO	1491		1491			
78			FH-227	2928		2928			
79			*DC-8-50F	1683	1	1684			
80			*L-188A/C	605		605			
81			*CV-640	168		168			
82			*DC-6	11		11			
83			*DC-8-30	6		6			
84			*DC-8-10	1		1			
85			DASH-7	8440		8440			
86			BAE-146-1	4876		4876			
87			ALL TYPES	272642	956	273598	277673	271444	97.75
88	COMMUNITY TOTAL BY CARRIER	AA--DOMESTIC	B-747-200	4061		4061			
89			DC-9-80	5314		5314			
90			B-727-100	15897		15897			
91			B-727-200	30923	2	30925			
92			DC-10-10	6188		6188			
93			DC-10-30	19		19			
94			*B-747F	677		677			
95			ALL TYPES	63079	2	63081	64204	63046	98.19
96		AA--INTERNATIONAL	B-727-100	263		263			
97			B-727-200	287		287			
98			ALL TYPES	550		550	551	550	99.81
99		AA--TOTAL	B-747-200	4061		4061			
100			DC-9-80	5314		5314			
101			B-727-100	16160		16160			
102			B-727-200	31210	2	31212			
103			DC-10-10	6188		6188			
104			DC-10-30	19		19			
105			*B-747F	677		677			
106			ALL TYPES	63629	2	63631	64755	63596	98.21

TABLE 7
 AIRCRAFT DEPARTURES SCHEDULED AND AIRCRAFT DEPARTURES PERFORMED,
 BY TYPE OF OPERATION, BY AIRCRAFT TYPE, BY COMMUNITY, AND BY CARRIER
 12 MONTHS ENDED DECEMBER 31, 1984

Line No.	Area, state or country Community (Airport name)	Carrier and type of operation	Type of aircraft	Total departures performed			Departures scheduled	Schedule of departures completed	
				Scheduled service	Nonscheduled service	All services		Number	Percent of departures scheduled
1	2	3	4	5	6	7	8	9	
1	COMMUNITY TOTAL BY CARRIER	(CONT.)							
2		AL--DOMESTIC	BAC-111-200	17		17			
3			B-737-100/200		4	4			
4			DC-9-30	4262	132	4394			
5			B-727-200	4		5			
6			ALL TYPES	4283	137	4420	4381	4277	97.62
7		BA--DOMESTIC	B-727-200	1222	2	1224			
8			ALL TYPES	1222	2	1224	1222	1215	99.42
9		CL--DOMESTIC	A-300B	181		181			
10			DC-8-50	6		6			
11			DC-8-62	218		218			
12			DC-8-63	375		375			
13			ALL TYPES	780		780	818	779	95.23
14		CL--INTERNATIONAL	DC-8-62	3		3			
15			DC-8-63	3		3			
16			ALL TYPES	6		6	9	6	66.66
17		CL--TOTAL	A-300B	181		181			
18			DC-8-50	6		6			
19			DC-8-62	221		221			
20			DC-8-63	378		378			
21			ALL TYPES	786		786	827	785	94.92
22		CC--DOMESTIC	DC-9-10	54		54			
23			DC-9-30	509		509			
24			B-727-100	427		427			
25			B-727-200	1375		1375			
26			DC-10-10	795		795			
27			DC-10-30	8		8			
28			ALL TYPES	3168		3168	3178	3149	99.08
29		DL--DOMESTIC	B-737-100/200	813		813			
30			B-747-200	126		126			
31			DC-9-30	2900	9	2909			
32			B-727-200	8754		8754			
33			L-1011/100/20	1422		1422			
34			DC-8-71	1194		1194			
35			ALL TYPES	15209	9	15218	15313	15197	99.24
36		EA--DOMESTIC	B-757-200	118		118			
37			DC-9-30	1360	2	1362			
38			DC-9-50	206	1	207			
39			A-300B	221		221			
40			B-727-100	665		665			
41			B-727-200	2585	4	2589			
42			L-1011/100/20	248		248			
43			ALL TYPES	5403	7	5410	5486	531	98.30
44		EZ--DOMESTIC	98-727-100	87	103	190			
45			98-8-61		5	5			
46			98-8-63		114	114			
47			98-8-73		62	62			
48			ALL TYPES	87	284	371	87	87	100.00
49		FH--DOMESTIC	B-727-100	1103		1103			
50			ALL TYPES	1103		1103	1120	1103	98.48
51		FI--DOMESTIC	98-727-100	1649		1649			
52			98-747	635		635			
53			98-747F	975		975			
54			98-8-61	821		821			
55			98-8-63F	643		643			
56			ALL TYPES	4723		4723	4963	4514	90.95
57		FI--INTERNATIONAL	98-8-63F	1		1			
58			ALL TYPES	1		1			
59		FI--TOTAL	98-727-100	1649		1649			
60			98-747	635		635			
61			98-747F	975		975			
62			98-8-61	821		821			
63			98-8-63F	644		644			
64			ALL TYPES	4724		4724	4963	4514	90.95
65		PL--DOMESTIC	B-737-100/200	347		347			
66			DC-9-10	7927	4	7931			
67			DC-9-30	4017	8	4025			
68			DC-9-80	1781	3	1784			
69			ALL TYPES	18072	15	18087	18402	18072	98.20
70		NI--DOMESTIC	DC-9-30	184		184			
71			ALL TYPES	184		184	188	183	97.34
72		NJ--DOMESTIC	B-727-100	1745		1745			
73			B-727-200	8463	2	8465			
74			DC-10-40	1314		1314			
75			B-747	372		372			
76			98-747F	593		593			
77			ALL TYPES	12487	2	12489	12776	12450	97.44
78		NK--INTERNATIONAL	B-747	410		410			
79			98-747F	410	1	411	411	410	99.75
80			ALL TYPES	410	1	411			
81		NK--TOTAL	B-727-100	1745		1745			
82			B-727-200	8463	2	8465			
83			DC-10-40	1314		1314			
84			B-747	782		782			
85			98-747F	593	1	594			
86			ALL TYPES	12897	3	12900	13187	12860	97.52
87		CZ--DOMESTIC	DC-9-10	476	5	481			
88			DC-9-30	3634	92	3686			
89			DC-9-80	250	6	256			
90			ALL TYPES	4360	63	4423	4598	4353	94.67
91		PA--DOMESTIC	A-300B	13		13			
92			B-727-100	2	1	3			
93			B-727-200	676	10	686			

TABLE 7
AIRCRAFT DEPARTURES SCHEDULED AND AIRCRAFT DEPARTURES PERFORMED,
BY TYPE OF OPERATION, BY AIRCRAFT TYPE, BY COMMUNITY, AND BY CARRIER
12 MONTHS ENDED DECEMBER 31, 1984

Line No.	Area, state or country Community (Airport name)	Carrier and type of operation	Type of aircraft	Total departures performed			Departures scheduled	Schedule of departures compliance	
				Scheduled service	Non-scheduled service	All services		Number	Percent of departures scheduled
1	2	3	4	5	6	7	8	9	
1	COMMUNITY TOTAL BY CARRIER	PA---DOMESTIC	(CONT.)						
2			DC-10-10	12		12			
3			DC-10-30	9		9			
4			L-1011-500 TR	665		665			
5			B-747	11		11			
6			B-747SP	10		10			
7			ALL TYPES	1398	11	1409	1407	1395	99.14
8		PA---INTERNATIONAL	L-1011-500 TR	1		1			
9			ALL TYPES	1		1			
10		PA---TOTAL	A-300B	13		13			
11			B-727-100	2	1	3			
12			B-727-200	676	10	686			
13			DC-10-10	12		12			
14			DC-10-30	9		9			
15			L-1011-500 TR	666		666			
16			B-747	11		11			
17			B-747SP	10		10			
18			ALL TYPES	1399	11	1410	1407	1395	99.14
19		PE---DOMESTIC	B-737-100/200	449		449			
20			B-727-200	899		899			
21			ALL TYPES	1348		1348	1382	1366	97.39
22		PI---DOMESTIC	F-28-4000/600	641		641			
23			B-737-100/200	4289	7	4296			
24			B-727-100	6		6			
25			B-727-200	510		510			
26			ALL TYPES	5446	7	5453	5531	5664	98.42
27		QH---DOMESTIC	B-737-100/200	212		212			
28			ALL TYPES	212		212	207	206	99.51
29		QS---DOMESTIC	B-727-200	58		58			
30			ALL TYPES	58		58	98	98	100.00
31		RC---DOMESTIC	CV-580	725	3	728			
32			DC-9-10	2280	10	2290			
33			DC-9-30	9496	9	9505			
34			DC-9-50	4133	7	4140			
35			DC-9-80	649	2	651			
36			B-727-200	65		65			
37			ALL TYPES	17347	31	17379	17527	17164	97.92
38		RL---DOMESTIC	BH-99	1057		1057			
39			FH-227	2928		2928			
40			SWEAR-METRO	1491		1491			
41			BAC-111-200	207		207			
42			ALL TYPES	5723		5723	5883	5723	28
43		SI---DOMESTIC	DC-9-80	1783		1783			
44			ALL TYPES	1783		1783	1812	1783	98.39
45		Tv---INTERNATIONAL	DC-8-63	12		12			
46			ALL TYPES	12		12	12	12	100.00
47		Tb---DOMESTIC	B-767-200	573		573			
48			DC-9-80	21		21			
49			B-727-100	2009		2009			
50			B-727-200	4866		4866			
51			L-1011/100/20	255		255			
52			B-747	172		172			
53			B-747SP	1		1			
54			ALL TYPES	7857		7897	8039	7879	98.00
55		Tb---INTERNATIONAL	B-747	331		331			
56			ALL TYPES	331		331	335	332	98.80
57		Tb---TOTAL	B-767-200	573		573			
58			DC-9-80	21		21			
59			B-727-100	2009		2009			
60			B-727-200	4866		4866			
61			L-1011/100/20	255		255			
62			B-747	503		503			
63			B-747SP	1		1			
64			ALL TYPES	8228		8228	8374	8210	98.04
65		UA---DOMESTIC	B-737-100/200	20430	1	20431			
66			B-767-200	5328		5328			
67			B-727-100	17269	67	17336			
68			B-727-200	36556	143	36699			
69			DC-10-10	13143	7	13150			
70			DC-10-30	292		292			
71			B-747	2492	19	2511			
72			*DC-8-50F	1683	1	1684			
73			DC-8-71	6536		6536			
74			ALL TYPES	103729	199	103928	104138	101625	97.58
75		VR---DOMESTIC	*DC-6	11		11			
76			*CV-640	168		168			
77			*L-188A/C	605		605			
78			*DC-8-10	1		1			
79			*DC-8-30	6		6			
80			ALL TYPES	791		791	257	257	100.00
81		WA---DOMESTIC	B-727-200	612	1	613			
82			DC-10-10	120		120			
83			ALL TYPES	732	1	733	732	731	99.86
84		Zv---DOMESTIC	SWEAR-METRO	283		283			
85			ALL TYPES	283		283	319	283	88.71
86		Zb---DOMESTIC	DASH-7	8440		8440			
87			BAE-146-1	4876		4876			
88			ALL TYPES	13316		13316	13616	13306	97.70
89		ZR---DOMESTIC	B-737-100/200	448		448			
90			DC-9-10	172		172			
91			DC-9-30	118		118			
92			DC-9-80	3		3			
93			ALL TYPES	741		741	763	761	97.11

TABLE 7
AIRCRAFT DEPARTURES SCHEDULED AND AIRCRAFT DEPARTURES PERFORMED,
BY TYPE OF OPERATION, BY AIRCRAFT TYPE, BY COMMUNITY, AND BY CARRIER
12 MONTHS ENDED DECEMBER 31, 1984

Line No.	Area, state or country Community (Airport name)	Carrier and type of operation	Type of aircraft	Total departures performed			Schedule of departures completed		
				Scheduled service	Nonscheduled service	All services	Departures scheduled	Number	Percent of departures scheduled
1	2	3	4	5	6	7	8	9	
1	GALESBURG (GALESBURG MUNI)	RL--DOMESTIC	BH-99	285		285			
2			SWEAR-METRO	292		292			
3			ALL TYPES	577		577	605	577	95.37
4									
5	MARION/HEARIN (WILLIAMSON COUNTY)	RL--DOMESTIC	BH-99	273		273			
6			SWEAR-METRO	122		122			
7			FH-227	425		425			
8			ALL TYPES	820		820	874	820	93.82
9	MATTOON/CHARLESTON (COLES COUNTY MEMORIAL)	RL--DOMESTIC	BH-99	298		298			
10			SWEAR-METRO	159		159			
11			ALL TYPES	457		457	475	457	96.21
12									
13	MOLINE/DAVENPORT (QUAD-CITY)	C2--DOMESTIC	DC-9-10	252		252			
14			DC-9-30	1642	63	1705			
15			DC-9-40	71	3	74			
16			ALL TYPES	1965	66	2031	1979	1948	98.43
17	MOLINE/DAVENPORT (QUAD-CITY)	RL--DOMESTIC	SWEAR-METRO	117		117			
18			FH-227	350		350			
19			ALL TYPES	467		467	475	467	98.31
20									
21	MOLINE/DAVENPORT (QUAD-CITY)	LA--DOMESTIC	B-737-100/200	54		54			
22			B-727-100	110	3	113			
23			B-727-200	565	13	578			
24			DC-8-71	1	1	2			
25	ALL TYPES	729	17	746	730	719	98.49		
26	MOLINE/DAVENPORT (QUAD-CITY)	LV--DOMESTIC	SWEAR-METRO	835		835			
27			ALL TYPES	835		835	883	835	94.56
28									
29									
30	COMMUNITY TOTAL	DOMESTIC	DC-9-10	252		252			
31			DC-9-30	1642	63	1705			
32			DC-9-40	71	3	74			
33			SWEAR-METRO	952		952			
34			FH-227	350		350			
35			B-737-100/200	54		54			
36			B-727-100	110	3	113			
37			B-727-200	565	13	578			
38			DC-8-71	1	1	2			
39			ALL TYPES	3996	83	4079	4067	3969	97.59
40									
41			PEORIA (GREATER PEORIA)	AA--DOMESTIC	B-727-200	4		4	
42	B-727-100	1				1			
43	ALL TYPES	5				5	5	5	100.00
44									
45	PEORIA (GREATER PEORIA)	C2--DOMESTIC	DC-9-10	369		369			
46			DC-9-30	982	6	988			
47			DC-9-40	112		112			
48			ALL TYPES	1463	6	1469	1487	1424	95.76
49	PEORIA (GREATER PEORIA)	RL--DOMESTIC	SWEAR-METRO	1		1			
50			FH-227	574		574			
51			ALL TYPES	575		575	610	575	94.26
52									
53	PEORIA (GREATER PEORIA)	T6--DOMESTIC	B-727-200	156		156			
54			B-727-100	769		769			
55			DC-9-80	17		17			
56			ALL TYPES	942		942	972	931	95.78
57	PEORIA (GREATER PEORIA)	UA--DOMESTIC	B-727-100	644	1	645			
58			B-727-200	100	1	101			
59			DC-8-71	2	2	4			
60			ALL TYPES	744	4	748	758	730	96.30
61	COMMUNITY TOTAL	DOMESTIC	B-727-200	260	1	261			
62			B-727-100	1414	1	1415			
63			DC-9-10	369		369			
64			DC-9-30	982	6	988			
65			DC-9-40	112		112			
66			SWEAR-METRO	1		1			
67			FH-227	574		574			
68			DC-9-80	17		17			
69			DC-8-71	1	2	3			
70			ALL TYPES	3729	10	3739	3832	3665	95.64
71									
72			QUINCY/HANNIBAL (QUINCY MUNI BALDWIN FIELD)	RL--DOMESTIC	BH-99	290		290	
73	SWEAR-METRO	513				513			
74	FH-227								
75	ALL TYPES						849	818	96.34
76	QUINCY/HANNIBAL (QUINCY MUNI BALDWIN FIELD)	AA--DOMESTIC	DC-9-80	2		2			
77			B-727-200	3		3			
78			B-727-100	2		2			
79			ALL TYPES	7		7	7	7	100.00
80	QUINCY/HANNIBAL (QUINCY MUNI BALDWIN FIELD)	FL--DOMESTIC	B-737-100/200	600		600			
81			ALL TYPES	600		600	614	599	97.55
82									
83									
84	QUINCY/HANNIBAL (QUINCY MUNI BALDWIN FIELD)	RC--DOMESTIC	DC-9-50	1		1			
85			ALL TYPES	1		1			
86									
87									
88	QUINCY/HANNIBAL (QUINCY MUNI BALDWIN FIELD)	T6--DOMESTIC	B-727-200	1		1			
89			ALL TYPES	1		1			
90									
91									
92	QUINCY/HANNIBAL (QUINCY MUNI BALDWIN FIELD)	LA--DOMESTIC	B-727-100	1		1			
93			DC-8-71	1		1			
94			ALL TYPES	2		2			
95									
96	COMMUNITY TOTAL	DOMESTIC	DC-9-80	2		2			
97			B-727-200	4		4			
98			B-727-100	3		3			
99			B-737-100/200	600		600			
100			DC-9-50	1		1			
101			DC-8-71	1		1			
102									
103									
104									
105									
106									
107									
108									
109									
110									
111									
112									

TABLE 7
 AIRCRAFT DEPARTURES SCHEDULED AND AIRCRAFT DEPARTURES PERFORMED,
 BY TYPE OF OPERATION, BY AIRCRAFT TYPE, BY COMMUNITY, AND BY CARRIER
 12 MONTHS ENDED DECEMBER 31, 1984

Line No.	Area, state or country Community (Airport name)	Carrier and type of operation	Type of aircraft	Total departures performed			Departures scheduled	Schedule of departures completed	
				Scheduled service	Nonscheduled service	All services		Number	Percent of departures scheduled
1	2	3	4	5	6	7	8	9	
1	COMMUNITY TOTAL	DOMESTIC	(CONT.) ALL TYPES	611		611	621	606	97.58
4	SPRINGFIELD (CAPITAL)	CZ--DOMESTIC	DC-9-10 DC-9-30 DC-9-40 ALL TYPES	362 771 30 1163		362 773 32 1167	1172	1136	96.92
10		RL--DOMESTIC	BH-99 SWEAR-METRO FH-227 ALL TYPES	541 580 606 1727		541 580 606 1727	1798	1727	96.05
14		TK--DOMESTIC	B-727-200 ALL TYPES	2 2		2 2			
18		UA--DOMESTIC	B-727-100 B-727-200 B-737-100/200 ALL TYPES	1 1 1 3		1 1 1 3			
24	COMMUNITY TOTAL	DOMESTIC	DC-9-10 DC-9-30 DC-9-40 BH-99 SWEAR-METRO FH-227 B-727-200 B-727-100 B-737-100/200 ALL TYPES	362 771 30 541 580 606 3 1 1 2895		362 773 32 541 580 606 3 1 1 2899	2970	2863	96.39
34	STERLING/ROCK FALLS (WHITESIDE COUNTY)	RL--DOMESTIC	BH-99 ALL TYPES	224 224		224 224	316	224	70.88
40	INDIANA								
41	BLOOMINGTON (BOONVILLE COUNTY)	RL--DOMESTIC	BH-99 SWEAR-METRO FH-227 ALL TYPES	766 7 129 502		366 7 129 502	554	502	90.61
47	ELKHART (ELKHART MUNI)	JN--DOMESTIC	DASH-7 ALL TYPES	2822 2822		2822 2822	2969	2819	94.94
51	EVANSVILLE (EVANSVILLE DRESS REGIONAL)	AL--DOMESTIC	DC-9-30 BAC-111-200 ALL TYPES	1135 6 1141		1135 6 1141	1153	1140	98.87
56		EA--DOMESTIC	DC-9-30 B-727-100 B-727-200 DC-9-50 ALL TYPES	219 7 115 1118 1459		219 7 115 1118 1459	1454	1440	99.03
62		CZ--DOMESTIC	DC-9-30 ALL TYPES	2 2	3 3	5 5			
63		P1--DOMESTIC	B-737-100/200 ALL TYPES	164 164		164 164	167	164	98.20
68		RL--DOMESTIC	BH-99 SWEAR-METRO FH-227 BAC-111-200 ALL TYPES	433 736 443 164 1776		433 736 443 164 1776	1826	1776	97.26
74	COMMUNITY TOTAL	DOMESTIC	DC-9-30 BAC-111-200 B-727-100 B-727-200 DC-9-50 B-737-100/200 BH-99 SWEAR-METRO FH-227 ALL TYPES	1356 170 7 115 1118 144 433 736 443 4542	3	1359 170 7 115 1118 164 433 736 443 4545	4600	4520	98.26
85	FORT WAYNE (MUNICIPAL/BAER FIELD)	AA--DOMESTIC	B-727-200 B-727-100 DC-9-80 ALL TYPES	26 464 1 491		26 464 1 491	508	491	96.65
91		DL--DOMESTIC	DL-9-30 B-727-200 B-737-100/200 ALL TYPES	599 543 58 1200		599 543 58 1200	1217	1199	98.52
96		PJ--DOMESTIC	B-737-100/200 B-727-200 F-28-4000/600 ALL TYPES	716 5 2 721		716 5 2 723	732	715	97.67
100		RC--DOMESTIC	CV-580 ALL TYPES	208 208		208 208	214	208	97.19
104		UA--DOMESTIC	B-737-100/200 B-727-100 B-727-200 ALL TYPES	3 454 259 716		3 455 259 717	726	700	96.41
108		TK--DOMESTIC	DASH-7 BAE-146-1 ALL TYPES	4190 2096 6284	1 1	4190 2097 6287	6569	6272	95.47

TABLE 7
 AIRCRAFT DEPARTURES SCHEDULED AND AIRCRAFT DEPARTURES PERFORMED,
 BY TYPE OF OPERATION, BY AIRCRAFT TYPE, BY COMMUNITY, AND BY CARRIER
 12 MONTHS ENDED DECEMBER 31, 1984

Line No.	Area, state or country Community (Airport name)	Carrier and type of operation	Type of aircraft	Total departures performed			Schedule of departures completed		
				Scheduled service	Non-scheduled service	All services	Number	Percent of departures scheduled	
	1	2	3	4	5	6	7	8	9
1	COMMUNITY TOTAL	DOMESTIC	B-727-200	833		833			
2			B-727-100	918	1	919			
3			DC-9-80	1		1			
4			DC-9-30	599		599			
5			B-727-100/200	777		777			
6			F-28-4000/600		2	2			
7			CV-580	208		208			
8			DASH-7	4190		4190			
9			BAC-148-1	2094	1	2097			
10			ALL TYPES	9622	4	9626	9966	9585	96.17
11									
12	INDIANAPOLIS	AA--DOMESTIC	B-727-100	603		603			
13	(INDIANAPOLIS MUNI/WEIR-COOK/)		B-727-200	2280		2280			
14			DC-10-10	4		4			
15			DC-9-80	4		4			
16			B-767-200	1		1			
17			ALL TYPES	2894		2894	2915	2894	99.27
18									
19		AL---DOMESTIC	BAC-111-200	307		307			
20			DC-9-30	6887	58	6945			
21			B-737-100/200	820	3	823			
22			B-727-200	494		494			
23			ALL TYPES	8508	61	8569	8635	8504	98.48
24									
25		CC--DOMESTIC	B-727-100	150		150			
26			B-727-200	33		33			
27			DC-9-30	1		1			
28			ALL TYPES	184		184	183	181	98.90
29									
30		DL--DOMESTIC	DC-9-30	1750	3	1753			
31			B-727-200	2637		2637			
32			B-737-100/200	39		39			
33			DC-8-71	1		1			
34			ALL TYPES	4427	3	4430	4426	4409	99.61
35									
36		EA--DOMESTIC	DC-9-30	869		869			
37			B-727-100	531		531			
38			B-727-200	557	2	559			
39			DC-9-30	153		153			
40			ALL TYPES	2150	2	2152	2151	2135	99.25
41									
42		FL--DOMESTIC	B-737-100/200	1337		1337			
43			ALL TYPES	1337		1337	1352	1337	98.89
44									
45		CZ--DOMESTIC	DC-9-10	84		84			
46			DC-9-30	1357	29	1386			
47			DC-9-40	467	4	471			
48			ALL TYPES	1908	33	1941	1911	1897	99.26
49									
50		PA--DOMESTIC	B-727-200	124	1	125			
51			B-727-100	5	1	6			
52			DC-10-10	1		1			
53			L-1011-500 TR	218		218			
54			B-747	3		3			
55			ALL TYPES	351	2	353	365	349	95.61
56									
57		QH--DOMESTIC	B-737-100/200	170		170			
58			ALL TYPES	170		170	172	168	97.67
59									
60		RC--DOMESTIC	DC-9-30	24	4	28			
61			DC-9-80	958		958			
62			B-727-200	1	1	2			
63			DC-9-10	620		620			
64			CV-580	2	2	4			
65			ALL TYPES	1605	7	1612	1615	1602	99.19
66									
67		RL--DOMESTIC	BH-99	633		633			
68			SWEAR-METRO	348		348			
69			FH-227	369		369			
70			BAC-111-200	103		103			
71			ALL TYPES	1453		1453	1496	1453	97.12
72									
73		TH--DOMESTIC	B-727-100	1021	1	1022			
74			B-727-200	1725	1	1726			
75			L-1011/100/200	354		354			
76			B-717-200	17		17			
77			DC-9-80	574		574			
78			ALL TYPES	3691	2	3693	3721	3655	98.22
79									
80		UA--DOMESTIC	B-737-100/200	618		618			
81			B-727-100	481	4	485			
82			B-727-200	1104	32	1136			
83			DC-8-71	3	17	20			
84			ALL TYPES	2208	53	2261	2230	2189	98.16
85									
86		VR--DOMESTIC	AL-188A/C	111		111			
87			PCV-440	91		91			
88			*DC-6	261		261			
89			*DC-8-30	92		92			
90			*DC-8-10	30		30			
91			AL-100-10	1		1			
92			*DC-8-30F	3		3			
93			*DC-8-62	10		10			
94			ALL TYPES	599		599	257	257	100.00
95									
96		ZC--DOMESTIC	B-737-100/200	114		114			
97			BAC-111-200	544		544			
98			ALL TYPES	658		658	685	658	96.05
99									
100		ZH--DOMESTIC	DASH-7	535		535			
101			ALL TYPES	535		535	564	535	96.85
102									
103	COMMUNITY TOTAL	DOMESTIC	B-727-100	2674	4	2680			
104			B-727-200	9114	37	9151			
105			DC-10-10	5		5			
106			DC-9-80	580		580			
107			B-767-200	18		18			
108			BAC-111-200	954		954			
109			DC-9-30	11822	90	11912			
110			B-737-100/200	3098	3	3101			
111			DC-8-71	4	17	21			
112									

TABLE 7
 AIRCRAFT DEPARTURES SCHEDULED AND AIRCRAFT DEPARTURES PERFORMED,
 BY TYPE OF OPERATION, BY AIRCRAFT TYPE, BY COMMUNITY, AND BY CARRIER
 12 MONTHS ENDED DECEMBER 31, 1964

Line No.	Area, state or country Community (Airport name)	Carrier and type of operation	Type of aircraft	Total departures performed			Departures scheduled	Scheduled departures completed	
				Scheduled service	Nonscheduled service	All services		Number	Percent of departures scheduled
1	2	3	4	5	6	7	8	9	
1	COMMUNITY TOTAL	DOMESTIC	(CONT.)						
2			DC-9-50	177	4	181			
3			DC-9-10	704		704			
4			DC-9-40	467	4	471			
5			L-1011-500 TR	218		218			
6			B-747	3		3			
7			CV-580	2	2	4			
8			BH-99	633		633			
9			SWEAR-METRO	348		348			
10			FH-227	369		369			
11			L-1011/100/20	354		354			
12			*L-188A/C	111		111			
13			*CV-640	91		91			
14			*DC-8	261		261			
15			*DC-8-30	92		92			
16			*DC-8-10	30		30			
17			*L-100-10	1		1			
18			*DC-8-50F	3		3			
19			*DL-8-62	10		10			
20			DASH-7	535		535			
21			ALL TYPES	32678	163	32841	32678	32223	98.60
22									
23	LAFAYETTE								
24	(PURDUE UNIVERSITY)	RU--DOMESTIC	BH-99	88		88			
25			SWEAR-METRO	369		369			
26			FH-227	93		93			
27			ALL TYPES	550		550	606	550	90.75
28									
29		Zb--DOMESTIC	DASH-7	1161		1161			
30			ALL TYPES	1161		1161	1189	1161	97.64
31									
32	COMMUNITY TOTAL	DOMESTIC	BH-99	88		88			
33			SWEAR-METRO	369		369			
34			FH-227	93		93			
35			ALL TYPES	1161		1161	1795	1711	95.32
36			DASH-7	1711		1711			
37									
38	MUNCIE/ANDERSON/NEWCASTLE								
39	(DELAWARE COUNTY-JOHNSON FIELD)	RU--DOMESTIC	SWEAR-METRO	249		249			
40			FH-227	67		67			
41			ALL TYPES	314		314	326	316	98.93
42									
43	SOUTH BEND								
44	(ST JOSEPH COUNTY)	PI--DOMESTIC	B-737-100/200	345	3	348			
45			B-727-200	606		606			
46			F-28-4000/600	1		1			
47			ALL TYPES	952	3	955	960	960	97.91
48									
49		RC--DOMESTIC	CV-580	162		162			
50			DC-9-50	162	1	1			
51			ALL TYPES	162	1	163	170	162	95.29
52									
53		RL--DOMESTIC	BH-99	133		133			
54			SWEAR-METRO	644		644			
55			FH-227	406		406			
56			ALL TYPES	1183		1183	1251	1183	94.56
57									
58		UA--DOMESTIC	B-727-100	898	4	902			
59			B-727-200	496	3	499			
60			B-737-100/200	4		4			
61			DC-8-71	2		2			
62			ALL TYPES	1358	9	1407	1451	1385	95.45
63									
64		Zb--DOMESTIC	DASH-7	2821		2821			
65			BAE-146-1	1932		1932			
66			ALL TYPES	4753		4753	4913	4762	96.51
67									
68	COMMUNITY TOTAL	DOMESTIC	B-737-100/200	349	3	352			
69			B-727-200	1102	3	1105			
70			F-28-4000/600	1		1			
71			CV-580	162		162			
72			DC-9-50	133	1	1			
73			BH-99	133		133			
74			SWEAR-METRO	644		644			
75			FH-227	406		406			
76			B-727-100	898	4	902			
77			DC-8-71	2		2			
78			DASH-7	2821		2821			
79			BAE-146-1	1932		1932			
80			ALL TYPES	8448	13	8461	8745	8412	96.19
81									
82	TERRE HAUTE								
83	(HAWMAN FIELD)	RL--DOMESTIC	BH-99	355		355			
84			SWEAR-METRO	526		526			
85			FH-227	142		142			
86			ALL TYPES	1023		1023	1050	1023	97.42
87									
88	IOWA								
89									
90	BURLINGTON								
91	(BURLINGTON MUNI)	RL--DOMESTIC	BH-99	72		72			
92			SWEAR-METRO	515		515			
93			FH-227	229		229			
94			ALL TYPES	816		816	847	816	96.34
95									
96	CEDAR RAPIDS/IOWA CITY								
97	(CEDAR RAPIDS MUNI)	FL--DOMESTIC	B-737-100/200	880		880			
98			DC-9-50	83		83			
99			ALL TYPES	963		963	1003	963	96.01
100									
101		CZ--DOMESTIC	DC-9-10	54	2	56			
102			DC-9-30	1292	26	1318			
103			DC-9-40	51	3	54			
104			DC-9-80	1		1			
105			ALL TYPES	1357	32	1429	1427	1390	97.40
106									
107		RL--DOMESTIC	SWEAR-METRO	2		2			
108			FH-227	309		309			
109			BAC-111-200	49		49			
110			ALL TYPES	356		356	365	356	97.53
111									
112									

TABLE 7
 AIRCRAFT DEPARTURES SCHEDULED AND AIRCRAFT DEPARTURES PERFORMED,
 BY TYPE OF OPERATION, BY AIRCRAFT TYPE, BY COMMUNITY, AND BY CARRIER
 12 MONTHS ENDED DECEMBER 31, 1984

Line No.	Area, state or country Community (Airport name)	Carrier and type of operation	Type of aircraft	Total departures performed			Schedule of departures completed	
				Scheduled service	Non-scheduled service	All services	Number	Percent of departures scheduled
1	2	3	4	5	6	7	8	9
1	CEDAR RAPIDS MUNI	(CONT.)						
2		LA--DOMESTIC	B-727-100	126	1	127		
3			B-727-200	561	2	563		
4			B-737-100/200	88		88		
5			ALL TYPES	775	3	778	796	768 96.48
6	COMMUNITY TOTAL	DOMESTIC	B-737-100/200	968		968		
7			DC-9-80	83	1	84		
8			DC-9-10	54	2	56		
9			DC-9-30	1292	26	1318		
10			DC-9-40	51	3	54		
11			SWEAR-METRO	2		2		
12			FH-227	305		305		
13			BAC-111-200	49		49		
14			B-727-100	126	1	127		
15			B-727-200	561	2	563		
16			ALL TYPES	3491	35	3526	3591	3477 96.82
17	DES MOINES							
18	(DES MOINES MUNI)	AA--DOMESTIC	B-727-100	986		986		
19			B-727-200	762		762		
20			ALL TYPES	1748		1748	1787	1746 97.70
21		FL--DOMESTIC	B-737-100/200	1213		1213		
22			DC-9-80	169		169		
23			ALL TYPES	1382		1382	1408	1375 97.65
24		HP--DOMESTIC	B-737-100/200	1065		1065		
25			ALL TYPES	1065		1065	1070	1063 99.34
26		CZ--DOMESTIC	DC-9-10	286	1	287		
27			DC-9-30	1843	29	1872		
28			DC-9-40	367	7	374		
29			DC-9-80	1		1		
30			ALL TYPES	2497	37	2534	2526	2483 98.29
31		RC--DOMESTIC	DC-9-50	4	3	7		
32			DC-9-30	241	1	242		
33			DC-9-10	620	1	621		
34			CV-580	910	5	915		
35			DC-9-80	1		1		
36			ALL TYPES	1776	10	1786	1787	1757 98.32
37		TV--DOMESTIC	DC-8-63		29	29		
38			L-100-30	2	1	3		
39			B-747-200	2		2		
40			ALL TYPES	2	30	32		
41		TA--DOMESTIC	B-727-100	792		792		
42			B-727-200	68		68	879	860 97.83
43			ALL TYPES	860		860		
44		UA--DOMESTIC	B-737-100/200	1248		1248		
45			B-727-100	327		327		
46			B-727-200	2357	3	2360		
47			DC-10-10	1		1		
48			DC-8-71	1	6	7		
49			ALL TYPES	3934	9	3943	3995	3916 98.02
50		ZV--DOMESTIC	SWEAR-METRO	2584		2584		
51			ALL TYPES	2584		2584	2683	2583 96.27
52	COMMUNITY TOTAL	DOMESTIC	B-727-100	2105		2105		
53			B-727-200	3187	3	3190		
54			B-737-100/200	3526		3526		
55			DC-9-80	171		171		
56			DC-9-10	906	2	908		
57			DC-9-30	2086	30	2116		
58			DC-9-40	367	7	374		
59			DC-9-50	4	3	7		
60			CV-580	910	5	915		
61			DC-8-63		29	29		
62			L-100-30	2	1	3		
63			B-747-200	2		2		
64			DC-10-10	1		1		
65			DC-8-71	1	6	7		
66			SWEAR-METRO	2584		2584		
67			ALL TYPES	15848	86	15934	16135	15783 97.81
68	SIOUX CITY							
69	(SIOUX CITY MUNI)	FL--DOMESTIC	B-737-100/200	628		628		
70			ALL TYPES	628		628	644	627 97.36
71		CZ--DOMESTIC	DC-9-10	323		323		
72			DC-9-30	1234	5	1239		
73			DC-9-40	85	1	86		
74			ALL TYPES	1642	6	1648	1685	1643 97.62
75		RC--DOMESTIC	CV-580	103	1	104		
76			ALL TYPES	103	1	104	103	103 100.00
77		ZV--DOMESTIC	SWEAR-METRO	765		765		
78			ALL TYPES	765		765	803	764 95.14
79	COMMUNITY TOTAL	DOMESTIC	B-737-100/200	628		628		
80			DC-9-10	323		323		
81			DC-9-30	1234	5	1239		
82			DC-9-40	85	1	86		
83			CV-580	103	1	104		
84			SWEAR-METRO	765		765		
85			ALL TYPES	3138	7	3145	3235	3139 97.03
86	WATERLOO							
87	(WATERLOO MUNI)	OZ--DOMESTIC	DC-9-10	390		390		
88			DC-9-30	758	43	801		
89			DC-9-40	37	1	38		
90			ALL TYPES	1205	44	1249	1227	1202 97.96

TABLE 7
 AIRCRAFT DEPARTURES SCHEDULED AND AIRCRAFT DEPARTURES PERFORMED,
 BY TYPE OF OPERATION, BY AIRCRAFT TYPE, BY COMMUNITY, AND BY CABINER
 12 MONTHS ENDED DECEMBER 31, 1984

No.	Area, State or country Community (Airport Name)	Carrier and type of operation	Type of aircraft	Total departures performed			Departures scheduled	Scheduled departures completed	
				Scheduled service	Non-scheduled service	All services		Number	Percent of departures scheduled
1	2	3	4	5	6	7	8	9	
KANSAS									
4	ODGE CITY (ODGE CITY MUNI)	ZV--DOMESTIC	SWEAR-METRO ALL TYPES	1936 1936		1936	2223	1925	86.59
9	GARDEN CITY (GARDEN CITY MUNI)	ZV--DOMESTIC	SWEAR-METRO ALL TYPES	2301 2301	1 1	2302	2499	2258	90.35
12	GOODLAND (RENNER FIELD/GOODLAND MUN.)	ZV--DOMESTIC	SWEAR-METRO ALL TYPES	1057 1057		1057	1245	1048	84.17
16	GREAT BEND (GREAT BEND MUNI)	ZV--DOMESTIC	SWEAR-METRO ALL TYPES	2102 2102		2102	2546	2069	81.26
21	HAYS (HAYS M. I.)	ZV--DOMESTIC	SWEAR-METRO ALL TYPES	2033 2033		2033	2260	1992	88.14
25	HUTCHINSON (HUTCHINSON MUNI)	ZV--DOMESTIC	SWEAR-METRO ALL TYPES	1253 1253		1253	1653	1246	75.37
29	INDEPENDENCE/COPYVLE/PARSONS (TRI CITY)	ZV--DOMESTIC	SWEAR-METRO ALL TYPES	866 866		866	1018	864	84.87
31	LIBERAL-GUYMON (LIBERAL MUNI)	ZV--DOMESTIC	SWEAR-METRO ALL TYPES	2004 2004		2004	2151	1984	92.23
36	HAMMATTAN/JCT. CITY/FT. RILEY (HAMMATTAN MUNI)	ZV--DOMESTIC	SWEAR-METRO ALL TYPES	4174 4174		4174	4550	4134	90.85
41	OLATHE (KANSAS CITY INDUSTRIAL)	ZV--DOMESTIC	SWEAR-METRO ALL TYPES	982 982	1 1	983	1145	972	84.89
44	SM. INA (SALINA MUNI)	CZ--DOMESTIC	DL-9-30 DC-9-40 ALL TYPES	2 2 2	2 2 4	4 2 6			
48		ZV--DOMESTIC	SWEAR-METRO ALL TYPES	2043 2043		2043	2193	1998	91.10
51	COMMUNITY TOTAL	DOMESTIC	DC-9-30 DC-9-40 SWEAR-METRO ALL TYPES	2 2 2043 2043	2 2 4 4	4 2 2043 2043	2193	1998	91.10
58	TOPEKA (FORBES AFB)	EA--DOMESTIC	B-727-200 ALL TYPES	2 2		2 2			
61		FL--DOMESTIC	B-737-100/200 ALL TYPES	518 518		518 518	525	518	98.66
64		NL--DOMESTIC	DC-9-10 DC-9-30 ALL TYPES	908 61 969		908 61 969	982	969	98.67
67		ZV--DOMESTIC	SWEAR-METRO ALL TYPES	690 690	2 2	692 692	725	689	95.03
71	COMMUNITY TOTAL	DOMESTIC	B-727-200 B-737-100/200 DC-9-10 DC-9-30 SWEAR-METRO ALL TYPES	2 518 908 61 690 2179	2 2 2 2	2 518 908 61 692 2181	2252	2176	97.49
79	WICHITA (WICHITA MUNI)	AA--DOMESTIC	B-727-100 B-727-200 DC-9-80 ALL TYPES	683 706 9 1392		683 706 9 1392	1417	1391	98.16
83		CF--DOMESTIC	DC-9-10 DC-9-30 B-727-200 B-727-100 ALL TYPES	1426 157 27 30 1640		1426 157 27 30 1640	1648	1613	97.87
89		FL--DOMESTIC	B-737-100/200 DC-9-80 ALL TYPES	2092 34 2126		2092 34 2126	2158	2123	98.37
91		HP--DOMESTIC	B-737-100/200 ALL TYPES	1027 1027		1027 1027	1027	1023	99.61
97		AL--DOMESTIC	B-727-100 B-727-200 ALL TYPES	210 203 413	2 2	210 205 415	426	411	96.47
101		GO--DOMESTIC	DC-9-10 ALL TYPES	138 138		138 138	139	138	99.28
103		AC--DOMESTIC	DC-9-10 DC-9-30 B-727-200 DC-9-80 ALL TYPES	863 136 1 1 1000	1 1 2	863 136 1 2 1002	1000	993	98.70
108		YB--DOMESTIC	B-727-100 B-727-200 DC-9-80	341 442 712		341 442 712			

TABLE 7
 AIRCRAFT DEPARTURES SCHEDULED AND AIRCRAFT DEPARTURES PERFORMED,
 BY TYPE OF OPERATION, BY AIRCRAFT TYPE, BY COMMUNITY, AND BY CARRIER
 12 MONTHS ENDED DECEMBER 31, 1984

Line No.	Area, state or country Community (Airport name)	Carrier and type of operation	Type of aircraft	Total departures performed			Schedule of departures completed			
				Scheduled service	Non-scheduled service	All services	Departures scheduled	Number	Percent of departures scheduled	
1	MICHIGAN LANSING	T1--DOMESTIC	(CONT.)							
2			B-767-200	2		2				
3			ALL TYPES	1517		1517	1521	1496	98.35	
4		UA--DOMESTIC		B-727-100			904			
5				B-727-200			504			
6				B-737-100/200			535			
7				DC-8-71			3			
8				ALL TYPES	1943	3	1946	1973	1933	97.97
9		ZV--DOMESTIC	SWEAR-METRO	ALL TYPES	7944	16	7980	8256	7852	95.10
10				ALL TYPES	7964	16	7980			
11		COMMUNITY TOTAL	DOMESTIC	B-727-100	2148		2168			
12				B-727-200	1902	3	1905			
13				DC-9-80	749		749			
14	DC-9-10			2427		2427				
15	DC-9-30			293		293				
16	B-737-100/200			3654		3654				
17	DC-9-50			1	1	2				
18	B-767-200			2		2				
19	DC-8-71					3				
20	SWEAR-METRO			7964	16	7980	19571	18973	96.94	
21	ALL TYPES	19160	23	19183						
22	KENTUCKY LEXINGTON/FRANKFORT (BLUE GRASS)	AL--DOMESTIC	BAC-111-200	20		20				
23			DC-9-30	860		860				
24			B-727-200	1		1				
25			B-737-100/200	95		95	984	975	99.08	
26		ALL TYPES	976		976					
27		OL--DOMESTIC		DC-9-30	767	6	773			
28				B-727-200	2454	4	2458			
29				B-737-100/200	590		590	3787	3761	99.31
30		ALL TYPES	3771	10	3781					
31		FL--DOMESTIC		B-737-100/200	537		537	547	537	98.17
32				ALL TYPES	537		537			
33		PI--DOMESTIC		B-737-100/200	1247	12	1259			
34	F-28-4000/600			762		762				
35	ALL TYPES			2011	2	2013	2049	2004	97.80	
36	LA--DOMESTIC		B-727-100	98	4	102				
37			B-737-100/200	461		461				
38			B-727-200	48		48	632	594	93.98	
39			ALL TYPES	607	4	611				
40	COMMUNITY TOTAL	DOMESTIC	BAC-111-200	20		20				
41			DC-9-30	1627	6	1633				
42			B-727-200	2505	6	2511				
43			B-737-100/200	2890	12	2902				
44			F-28-4000/600	762		762				
45			B-727-100	98	4	102	7999	7871	98.39	
46			ALL TYPES	7902	28	7930				
47	LOUISVILLE (STANDIFORD FIELD)	AA--DOMESTIC	B-727-200	1		1				
48			ALL TYPES	1		1	1	1	100.00	
49		AL--DOMESTIC		BAC-111-200	463		463			
50				DC-9-30	4790	1	4791			
51				B-737-100/200	549		549			
52				B-727-200	230		230	6128	6027	98.35
53		ALL TYPES	6032	1	6033					
54		OL--DOMESTIC		DC-9-30	2283	1	2284			
55				B-727-200	2476		2476			
56				DC-8-71	66		66			
57				B-767-200	1		1			
58	B-737-100/200			258		258	5076	5064	99.76	
59	ALL TYPES	5084	1	5085						
60	EA--DOMESTIC		DC-9-30	313		313				
61			B-727-100	10		10				
62			B-727-200	118	2	120				
63			DC-9-50	1507	2	1507	1957	1931	98.67	
64			ALL TYPES	1948	2	1950				
65	CZ--DOMESTIC		DC-9-10	16	5	21				
66			DC-9-30	1508	20	1528				
67			DC-9-40	78	1	79	1607	1589	98.87	
68			ALL TYPES	1602	26	1628				
69	PI--DOMESTIC		B-737-100/200	2280	2	2282				
70			B-727-100	255		255				
71			B-727-200	1201		1201				
72			F-28-4000/600	51		51	3789	3772	99.55	
73			ALL TYPES	3787	2	3789				
74	T6--DOMESTIC		B-727-100	224		224				
75			B-727-200	1006		1006				
76			DC-9-80	561		561	1798	1769	98.38	
77			ALL TYPES	1791		1791				
78	UA--DOMESTIC		B-727-200	216	2	218				
79			B-737-100/200	659	1	659				
80			B-727-100	393		393				
81			DC-8-71	4		4	1295	1257	97.06	
82			ALL TYPES	1268	7	1275				
83	ZC--DOMESTIC		B-737-100/200	57		57				
84			BAC-111-200	484		484				
85			ALL TYPES	541		541	557	539	96.76	
86	COMMUNITY TOTAL	DOMESTIC	B-727-200	5248	4	5252				
87			BAC-111-200	947		947				

TABLE 7
 AIRCRAFT DEPARTURES SCHEDULED AND AIRCRAFT DEPARTURES PERFORMED,
 BY TYPE OF OPERATION, BY AIRCRAFT TYPE, BY COMMUNITY, AND BY CARRIER
 12 MONTHS ENDED DECEMBER 31, 1984

Line No.	Aircraft community (Airport name)	Carrier and type of operation	Type of aircraft	Total departures performed			Departures scheduled	Scheduled departures completed	
				Scheduled service	Non-scheduled service	All services		Number	Percentage of scheduled
1	2	3	4	5	6	7	8	9	
1	COMMUNITY TOTAL	DOMESTIC	(COMT-)						
2			DC-9-30	8894	22	8916			
3			B-737-100/200	3803	2	3805			
4			DC-8-71	66	4	70			
5			B-767-200	1	1	2			
6			B-727-100	882	1	883			
7			DC-9-50	1507		1507			
8			DC-9-10	16	5	21			
9			DC-9-40	78	1	79			
10			F-28-4000/600	51		51			
11			DC-9-80	561		561			
12			ALL TYPES	22054	39	22093	22208	21949	98.83
13									
14	PADUCAH (BARKLEY FIELD)	RL--DOMESTIC	BH-99	208		208			
15			SWEAR-METRO	1066		1066			
16			ALL TYPES	1274		1274	1340	1274	95.07
17									
18									
19									
20									
21									
22									
23	ALEXANDRIA (TESLER FIELD)	DL--DOMESTIC	DC-9-30	1		1			
24			ALL TYPES	1		1			
25									
26		IA--DOMESTIC	DC-9-10	355		355			
27			ALL TYPES	355		355	371	355	95.68
28									
29	COMMUNITY TOTAL	DOMESTIC	DC-9-30	1		1			
30			DC-9-10	355		355			
31			ALL TYPES	356		356	371	355	95.68
32									
33	BATON ROUGE (RYAN)	AA--DOMESTIC	B-727-100	401		401			
34			B-727-200	249		249			
35			ALL TYPES	850		850	861	850	98.72
36									
37									
38		CC--DOMESTIC	DC-9-10	784		784			
39			DL-9-30	460		460			
40			B-727-100	3		3			
41			B-727-200	2		2			
42			ALL TYPES	1249		1249	1265	1247	98.57
43									
44		DL--DOMESTIC	DC-9-30	934		934			
45			B-727-200	1694	1	1695			
46			B-737-100/200	1252		1252			
47			DC-8-71	1		1			
48			ALL TYPES	3881	1	3882	3891	3872	99.51
49		PA--DOMESTIC	B-727-200	2		2			
50			ALL TYPES	2		2			
51									
52		QC--DOMESTIC	DC-8-62	1		1			
53			ALL TYPES	1		1			
54									
55		RC--DOMESTIC	DC-9-30	163		163			
56			DC-9-10	899		899			
57			DC-9-50	6		6			
58			ALL TYPES	1068		1068	1079	1059	98.14
59									
60	COMMUNITY TOTAL	DOMESTIC	B-727-100	604		604			
61			B-727-200	1947	1	1948			
62			DC-9-10	1683		1683			
63			DC-9-30	1557		1557			
64			B-737-100/200	1252		1252			
65			DC-8-71	1		1			
66			DC-8-62	1		1			
67			DC-9-50	6		6			
68			ALL TYPES	7051	1	7052	7096	7028	99.04
69									
70									
71	LAFAYETTE (LAFAYETTE)	CC--DOMESTIC	DC-9-30	551		551			
72			DC-9-10	782		782			
73			B-727-200	5		5			
74			ALL TYPES	1338		1338	1338	1321	98.72
75									
76									
77	LAKE CHARLES (LAKE CHARLES MUNI)	PA--DOMESTIC	B-727-200	1		1			
78			ALL TYPES	1		1			
79									
80									
81	MONROE (MONROE MUNI)	DL--DOMESTIC	B-727-200	1390		1390			
82			B-737-100/200	426		426			
83			DC-9-30	45		45			
84			ALL TYPES	1861		1861	1873	1861	99.35
85									
86		RC--DOMESTIC	DC-9-30	233	2	235			
87			DC-9-10	379		379			
88			DC-9-50	5	2	7			
89			CV-580	400		400			
90			ALL TYPES	1217	4	1221	1235	1207	97.73
91									
92	COMMUNITY TOTAL	DOMESTIC	B-727-200	1390		1390			
93			B-737-100/200	426		426			
94			DC-9-30	278	2	280			
95			DC-9-10	379		379			
96			DC-9-50	5	2	7			
97			CV-580	400		400			
98			ALL TYPES	3078	4	3082	3108	3068	98.71
99									
100									
101	NEW ORLEANS (INTERNATIONAL/MOISANT FIELD)	AA--DOMESTIC	B-727-100	18		18			
102			B-727-200	1491		1491			
103			DC-9-80	865		865			
104			ALL TYPES	2174		2174	2186	2173	99.40
105									
106		AL--DOMESTIC	DC-9-30	691	2	693			
107			B-727-200	1	1	2			
108			B-737-100/200	741	7	748			
109			ALL TYPES	1433	10	1443	1439	1432	99.51
110									
111		BR--DOMESTIC	B-727-200	1000	1	1001			
112									

TABLE 7
 AIRCRAFT DEPARTURES SCHEDULED AND AIRCRAFT DEPARTURES PERFORMED,
 BY TYPE OF OPERATION, BY AIRCRAFT TYPE, BY COMMUNITY, AND BY CARRIER
 12 MONTHS ENDED DECEMBER 31, 1984

Line No.	Aer. State or Country Community (Airport name)	Carrier and type of operation	Type of aircraft	Total departures performed			Scheduled departures performed		
				Scheduled service	Non-scheduled service	All services	Number	Percent of scheduled	
1	2	3	4	5	6	7	8	9	
1	INTERNATIONAL/MOISANT FIELD	BR--DOMESTIC	(CONT.) ALL TYPES	1000	1	1001	1007	1000	99.30
4		CC--DOMESTIC	DC-9-10 B-727-200 DC-10-10 DC-9-30 B-727-100 ALL TYPES	79 641 2 1568 156		79 641 2 1568 156	2460	2434	98.94
11		CC--INTERNATIONAL	B-727-200 ALL TYPES	25 25		25 25	26	25	96.15
15		CC--TOTAL	DC-9-10 B-727-200 DC-10-10 DC-9-30 B-727-100 ALL TYPES	79 666 2 1568 156		79 666 2 1568 156	2486	2459	98.91
21		DL--DOMESTIC	DC-9-30 B-727-200 L-1011/100/20 DC-6-71 B-767-200 B-737-100/200 ALL TYPES	2453 6981 1533 361 558 384	2 6	2455 6987 1533 361 558 384	12278	12235	99.28
29		EA--DOMESTIC	DC-9-30 B-727-100 B-727-200 DC-9-50 A-300B B-757-200 ALL TYPES	1332 872 3223 278 111 577	2	1332 872 3235 278 111 577	6478	6386	98.57
36		EA--INTERNATIONAL	B-727-200 B-727-100 L-1011/100/20 ALL TYPES	769 3 3		769 3 3	776	770	99.22
42		EA--TOTAL	DC-9-30 B-727-100 B-727-200 DC-9-50 A-300B B-757-200 L-1011/100/20 ALL TYPES	1332 875 4002 278 111 577 3	2	1332 875 4004 278 111 577 3	7254	7156	98.04
51		FI--DOMESTIC	B-727-100 ALL TYPES	192 192		192 192	251	189	75.29
54		MC--DOMESTIC	DC-9-80 DC-9-30 DC-9-50 ALL TYPES	1745 4 746	1	1746 4 746	2521	2495	98.96
59		NA--DOMESTIC	B-727-100 B-727-200 ALL TYPES	457 254 711		457 254 711	727	711	97.79
63		NY--DOMESTIC	DC-9-30 DC-9-80 ALL TYPES	327 1 328	1	328 1 329	328	325	99.08
67		CZ--DOMESTIC	DC-9-10 DC-9-30 DC-9-40 ALL TYPES	295 776 84	17 2	295 793 86	1162	1153	99.22
71		PA--DOMESTIC	B-727-200 B-727-100 DC-10-10 L-1011-500 TR ALL TYPES	1981 111 2 3	9 1	1990 112 2 3	2164	2081	96.16
78		PI--DOMESTIC	B-737-100/200 B-727-200 B-727-100 ALL TYPES	1043 3 2	8 2	1051 3 2	1050	1045	99.52
82		ES--DOMESTIC	B-727-100 DC-B-62 B-727-200 EURO AIRBUS 3 DC-9-10 ALL TYPES	1626 309 511 390 127	1	1626 310 511 390 127	2989	2963	99.13
89		RC--DOMESTIC	DC-9-30 DC-9-10 DC-9-50 B-727-200 CV-580 DC-9-80 ALL TYPES	2025 1167 1662 4 123	1 10 3	2026 1167 1672 7 123	5013	4946	98.70
97		SI--DOMESTIC	B-707-300C ALL TYPES	2 2	2 2	4 4			
101		TS--DOMESTIC	B-727-100 B-727-200 ALL TYPES	9 717 726		9 717 726	730	723	99.04
104		UA--DOMESTIC	B-727-100 B-727-200 DC-10-10 DC-6-71 ALL TYPES	582 250 7 14	3 10 8	583 260 10 22	877	853	97.26
108		WA--DOMESTIC	B-727-200 ALL TYPES	370 370	1 1	371 371	370	370	100.00

**TABLE 7
AIRCRAFT DEPARTURES SCHEDULED AND AIRCRAFT DEPARTURES PERFORMED,
BY TYPE OF OPERATION, BY AIRCRAFT TYPE, BY COMMUNITY, AND BY CARRIER
12 MONTHS ENDED DECEMBER 31, 1984**

Line No.	Area, state or country Community (Airport name)	Carrier and type of operation	Type of aircraft	Total departures performed			Schedule of departures by carrier		
				Scheduled service	Nonscheduled service	All services	Departures scheduled	Number	Percent of departures scheduled
1	2	3	4	5	6	7	8	9	
1	INTERNATIONAL/MOISANT FIELD	(CGNT.)							
2		NA---DOMESTIC	B-737-100/200	4353	1	4354			
3			B-727-200	1347		1347			
4			B-737-300	11		11			
5			ALL TYPES	5711	1	5712	5830	5711 97.95	
6	COMMUNITY TOTAL	DOMESTIC	B-727-100	3831	6	3837			
7			B-727-200	18784	33	18817			
8			DC-9-80	2411	2	2413			
9			DC-9-30	5176	23	5199			
10			B-737-100/200	6521	16	6537			
11			DC-9-10	1668		1668			
12			DC-10-10	11	3	14			
13			L-1011/100/20	1553		1553			
14			DC-8-71	375	8	383			
15			B-767-200	558		558			
16			DC-9-50	2686	10	2696			
17			A-300B	111		111			
18			B-757-200	577		577			
19			*B-727-100	192		192			
20			DC-9-40	84	2	86			
21			L-1011-500 TR	3		3			
22			DC-8-62	309	1	310			
23			EURO AIRBUS 3	390		390			
24			CV-580	123		123			
25			B-707-300C	2	2	4			
26			B-737-300	11		11			
27			ALL TYPES	49356	106	49462	49905	49227 98.64	
28		INTERNATIONAL	B-727-200	794		794			
29			B-727-100	3		3			
30			L-1011/100/20	3		3			
31			ALL TYPES	800		800	802	795 99.12	
32		TOTAL	B-727-100	3834	6	3840			
33			B-727-200	19578	33	19611			
34			DC-9-80	2411	2	2413			
35			DC-9-30	9176	23	9199			
36			B-737-100/200	6521	16	6537			
37			DC-9-10	1668		1668			
38			DC-10-10	11	3	14			
39			L-1011/100/20	1536	8	1536			
40			DC-8-71	375	8	383			
41			B-767-200	558		558			
42			DC-9-50	2686	10	2696			
43			A-300B	111		111			
44			B-757-200	577		577			
45			*B-727-100	192		192			
46			DC-9-40	84	2	86			
47			L-1011-500 TR	3		3			
48			DC-8-62	309	1	310			
49			EURO AIRBUS 3	390		390			
50			CV-580	123		123			
51			B-707-300C	2	2	4			
52			B-737-300	11		11			
53			ALL TYPES	50156	106	50262	50707	50022 98.64	
54	SHREVEPORT (GREATER SHREVEPORT MUNI)	AA---DOMESTIC	B-727-200	344		344			
55			B-727-100	879		879			
56			DC-10-10	2		2			
57			DC-9-80	3		3			
58			ALL TYPES	1228		1228	1267	1228 96.92	
59		DL---DOMESTIC	DC-9-30	971		971			
60			B-727-200	4231		4231			
61			B-737-100/200	877		877			
62			L-1011/100/20	1		1			
63			ALL TYPES	6080		6080	6106	6068 99.37	
64		FL---DOMESTIC	B-737-100/200	1		1			
65			ALL TYPES	1		1			
66		NB---DOMESTIC	B-727-200	1		1			
67			B-727-100	1		1			
68			ALL TYPES	2		2			
69	COMMUNITY TOTAL	DOMESTIC	B-727-200	4576		4576			
70			B-727-100	880		880			
71			DC-10-10	2		2			
72			DC-9-80	3		3			
73			DC-9-30	971		971			
74			B-737-100/200	878		878			
75			L-1011/100/20	1		1			
76			ALL TYPES	7311		7311	7373	7296 98.95	
77	MAINE								
78	BANGOR (BANGOR INTERNATIONAL)	DL---DOMESTIC	B-727-200	2025		2025			
79			L-1011/100/20	1		1			
80			ALL TYPES	2026		2026	2055	2025 98.54	
81		F1---DOMESTIC	*B-747	7		7			
82			*B-747F	5		5			
83			ALL TYPES	12		12			
84		F1---INTERNATIONAL	*B-747F	1		1			
85			*DC-8-63F	1	1	1			
86			ALL TYPES	1	1	2			
87		F1---TOTAL	*B-747	7		7			
88			*B-747F	6		6			
89			*DC-8-63F	1	1	1			
90			ALL TYPES	13	1	14			
91		PA---INTERNATIONAL	DC-10-30	1		1			
92			B-747SP	3		3			
93			B-747	5		5			
94			B-727-200	1		1			
95			B-747-200	1		1			

TABLE 7
 AIRCRAFT DEPARTURES SCHEDULED AND AIRCRAFT DEPARTURES PERFORMED,
 BY TYPE OF OPERATION, BY AIRCRAFT TYPE, BY COMMUNITY, AND BY CARRIER
 12 MONTHS ENDED DECEMBER 31, 1984

Line No.	Area, state or country Community (Airport name)	Carrier and type of operation	Type of aircraft	Total departures performed			Scheduled departures completed	
				Scheduled service	Nonscheduled service	All services	Number	Percent of departures scheduled
1	2	3	4	5	6	7	8	9
1	BANGOR INTERNATIONAL	PA--INTERNATIONAL	(CONT.) ALL TYPES	9	12	21		
2								
3		TV--INTERNATIONAL	DC-8-63 ALL TYPES	1 1		1 1		
4								
5		TV--INTERNATIONAL	B-747 L-1011/100/20 B-747SP ALL TYPES	11 7 1 19		11 7 1 19		
6								
7		UA--DOMESTIC	B-727-100 B-727-200 B-747 DC-8-71 ALL TYPES	140 265 3 3 405		140 265 3 3 411	418	404 96.65
8								
9								
10								
11								
12								
13								
14								
15								
16								
17								
18	COMMUNITY TOTAL	DOMESTIC	B-727-200 L-1011/100/20 B-747 B-747F B-727-100 B-747 DC-8-71 ALL TYPES	2290 1 7 5 140 3 3 2443		2290 1 7 5 140 3 3 2449	2473	2429 98.22
19								
20								
21								
22								
23								
24								
25								
26								
27								
28								
29								
30								
31								
32								
33								
34								
35								
36								
37								
38								
39								
40								
41								
42								
43								
44								
45								
46								
47								
48								
49								
50								
51								
52	PORTLAND (PORTLAND INTERNATIONAL JETPORT)	DL--DOMESTIC	B-727-200 ALL TYPES	3041 3041		3041 3041	3112	3030 97.36
53								
54								
55								
56		PE--DOMESTIC	B-737-100/200 B-727-200 ALL TYPES	1640 548 2188		1640 548 2188	2291	2184 95.32
57								
58								
59								
60		UA--DOMESTIC	B-727-100 B-727-200 ALL TYPES	39 651 690	2 4 6	41 655 696	714	690 96.63
61								
62								
63	COMMUNITY TOTAL	DOMESTIC	B-727-200 B-737-100/200 B-727-100 ALL TYPES	4240 1640 39 5919	4 2 6	4244 1640 41 5925	6117	5904 96.51
64								
65								
66								
67								
68	MARYLAND							
69								
70								
71	BALTIMORE (BALTO/WASH INTL)	AA--DOMESTIC	DC-10-10 B-727-200 B-727-100 DC-9-80 ALL TYPES	2 1534 698 2054 4288		2 1534 698 2054 4288	4354	4285 98.41
72								
73								
74								
75								
76								
77								
78								
79		AL--DOMESTIC	DC-9-30 BAC-111-200 B-737-100/200 B-727-200 ALL TYPES	5422 2162 640 358 8582	66 5	5490 2162 645 358 8655	8737	8559 97.96
80								
81								
82								
83								
84								
85		DL--DOMESTIC	B-727-200 DC-9-30 L-1011/100/20 DC-8-71 B-747-200 B-737-100/200 ALL TYPES	3207 243 2 158 1 821 4432	1 5 2 2 1 6	3208 248 2 160 1 821 4440	4467	4416 98.85
86								
87								
88								
89								
90								
91								
92		EA--DOMESTIC	L-1011/100/20 A-300B DC-9-50 B-727-100 DC-9-30 B-727-200 B-757-200 ALL TYPES	35 461 780 74 472 2855 4 4681	1	35 461 781 74 472 2855 4 4682	4685	4588 97.92
93								
94								
95								
96								
97								
98								
99								
100								
101								
102		EA--INTERNATIONAL	B-727-200 A-300B ALL TYPES	168 118 286		168 118 286	290	285 98.27
103								
104								
105		EA--TOTAL	L-1011/100/20 A-300B DC-9-50 B-727-100 DC-9-30 B-727-200 B-757-200	35 579 780 74 472 3023 4	1	35 579 781 74 472 3023 4		
106								
107								
108								
109								
110								
111								
112								

TABLE 7
 AIRCRAFT DEPARTURES SCHEDULED AND AIRCRAFT DEPARTURES PERFORMED,
 BY TYPE OF OPERATION, BY AIRCRAFT TYPE, BY COMMUNITY, AND BY CARRIER
 12 MONTHS ENDED DECEMBER 31, 1984

Line No.	Area, state or country Community (Airport name)	Carrier and type of operation	Type of aircraft	Total departures performed			Scheduled departures completed		
				Scheduled service	Non-scheduled service	All services	Number	Percent of departures scheduled	
1	BALTO/WASH INTL	EA--TOTAL	CCONT-1 ALL TYPES	4967	1	4968	4975	97.94	
2		FI--DOMESTIC	*B-727-100 *DC-8-61 ALL TYPES	194 4 198		194 4 198	209	91.86	
3		AB--DOMESTIC	DC-10-40 ALL TYPES	1 1		1 1			
4		C2--DOMESTIC	DC-9-30 DC-9-10 DC-9-40 ALL TYPES	1065 187 62 1314	8 1 1 10	1073 188 63 1324	1342	96.79	
5		PE--DOMESTIC	B-737-100/200 B-727-200 ALL TYPES	1946 352 2298		1946 352 2298	2375	96.75	
6		PI--DOMESTIC	B-737-100/200 B-727-100 B-727-200 F-28-4000/600 ALL TYPES	17348 10 1522 571 19451	32 4 36	17380 10 1526 571 19487	19696	98.66	
7		RC--DOMESTIC	DC-9-10 DC-9-30 DC-9-50 ALL TYPES	21 955 263 1289	1 1 1 3	32 956 264 1292	1306	97.78	
8		SI--DOMESTIC	B-707-300C ALL TYPES	39 39	39 39	78 78	40	97.50	
9		TB--DOMESTIC	B-727-200 B-727-100 DC-9-80 L-1011/100/20 ALL TYPES	470 828 196 1 1495		470 828 196 1 1495	1534	97.26	
10		LA--DOMESTIC	B-727-100 B-727-200 *DC-8-50F DC-10-10 DC-8-71 B-767-200 B-737-100/200 ALL TYPES	394 2687 206 358 453 105 4 4207	22 37	416 2724 206 358 468 107 8 4287	4325	96.94	
11		UR--DOMESTIC	F-28-4000/600 SWEAR-METRO ALL TYPES	2 564 566	14 14	16 564 580	608	93.09	
12		VK--DOMESTIC	*L-188A/C *CV-440 *DC-6 *DC-8-30 ALL TYPES	157 30 106 2 295		157 30 106 2 295	257	100.00	
13		WC--DOMESTIC	DC-10-30CF DC-10-30 DC-10-10 ALL TYPES	182 751 127 1060		182 751 127 1060	1081	96.02	
14		XC--INTERNATIONAL	DC-10-30CF DC-10-30 ALL TYPES	67 413 480	2 2	67 415 482	495	94.54	
15		YC--TOTAL	DC-10-30CF DC-10-30 DC-10-10 ALL TYPES	249 1164 127 1540	2 2	249 1166 127 1542	1574	95.55	
16	COMMUNITY TOTAL	DOMESTIC	DC-10-10 B-727-200 B-727-100 DC-9-80 DC-9-30 BAC-111-200 B-737-100/200 L-1011/100/20 DC-8-71 B-767-200 A-300B DC-9-50 B-757-200 *B-727-100 *DC-8-61 DC-10-40 DC-9-10 DC-9-40 F-28-4000/600 B-707-300C *DC-8-30F SWEAR-METRO *L-188A/C *CV-440 *DC-6 *DC-8-30 DC-10-30CF DC-10-30 ALL TYPES	487 12985 2004 2250 8157 2162 20759 38 611 106 461 1042 4 194 4 1 218 42 573 39 206 564 157 30 106 2 182 751 1060	42 22 82 41 17 2 41 38 17 2 2 1 1 1 1 14 39 206 564 157 30 106 2 182 751 264	13027 2026 2250 8279 2162 20800 38 628 108 461 1045 4 194 4 1 220 43 587 78 206 564 157 130 106 2 182 751 54460	55016	53955	98.03
17		INTERNATIONAL	B-727-200 A-300B DC-10-30CF DC-10-30 ALL TYPES	160 118 67 418 766	2 2	160 118 67 418 768	785	95.92	
18		TOTAL	DC-10-10 B-727-200 B-727-100 DC-9-80	487 13153 2004 2250	42 22	487 13195 2026 2250			

TABLE 7
AIRCRAFT DEPARTURES SCHEDULED AND AIRCRAFT DEPARTURES PERFORMED,
BY TYPE OF OPERATION, BY AIRCRAFT TYPE, BY COMMUNITY, AND BY CARRIER
12 MONTHS ENDED DECEMBER 31, 1984

Line No.	Area, state or country Community (Airport name)	Carrier and type of operation	Type of aircraft	Total departures performed			Departures scheduled	Schedule of departures completed	
				Scheduled service	Nonscheduled service	All services		Number	Percent of departures scheduled
1	2	3	4	5	6	7	8	9	
1	COMMUNITY TOTAL	TOTAL	(CONT.)						
2			DC-9-30	8197	82	8279			
3			BAC-111-200	2162		2162			
4			B-737-100/200	20759	41	20800			
5			L-1011/100/20	38		38			
6			DC-8-71	611	17	628			
7			B-767-200	106	2	108			
8			A-300B	579		579			
9			DC-9-50	1043	2	1045			
10			B-757-200	4		4			
11			B-727-100	194		194			
12			DC-8-61	4		4			
13			DC-10-40	1		1			
14			DC-9-10	218	2	220			
15			DC-9-40	62	1	63			
16			F-28-4000/600	573	14	587			
17			B-707-300C	39	39	78			
18			DC-8-50F	206		206			
19			SWEAR-METRO	564		564			
20			AL-188A/C	157		157			
21			DC-1-640	30		30			
22			DC-6	106		106			
23			DC-8-30	2		2			
24			DC-10-30CF	249		249			
25			DC-10-30	1164		1164			
26			ALL TYPES	54962	266	55228	55803	54688	98.00
27									
28	MASSACHUSETTS								
29									
30									
31	BOSTON								
32	(LOGAN INTERNATIONAL)	AA—DOMESTIC	B-727-100	8		8			
33			B-727-200	2461		2461			
34			DC-10-10	1253		1253			
35			B-747F	170		170			
36			B-767-200	276		276			
37			DC-10-30	1		1			
38			ALL TYPES	4169		4169	4189	4168	99.49
39		AA—INTERNATIONAL	B-727-200	355		355			
40			ALL TYPES	355		355	360	355	98.61
41		AA—TOTAL	B-727-100	8		8			
42			B-727-200	2816		2816			
43			DC-10-10	1253		1253			
44			B-747F	170		170			
45			B-767-200	276		276			
46			DC-10-30	1		1			
47			ALL TYPES	4524		4524	4549	4523	99.42
48		AL—DOMESTIC	BAC-111-200	2399		2399			
49			DC-9-30	7701	139	7840			
50			B-727-200	108	1	109			
51			B-737-100/200	1391	73	1464			
52			ALL TYPES	11599	213	11812	11888	11588	97.47
53		BA—DOMESTIC	B-727-200	358	4	362			
54			ALL TYPES	358	4	362	358	357	99.72
55		CL—DOMESTIC	DC-8-63	183		183			
56			DC-8-62	2		2			
57			DC-8-50	1		1			
58			ALL TYPES	186		186	198	186	93.93
59		CL—INTERNATIONAL	DC-8-63	69	13	82			
60			DC-8-62	1		1			
61			ALL TYPES	70	13	83	74	70	94.59
62		CL—TOTAL	DC-8-63	252	13	265			
63			DC-8-62	3		3			
64			DC-8-50	1		1			
65			ALL TYPES	256	13	269	272	256	94.11
66		CO—DOMESTIC	DC-10-10	175		175			
67			B-727-200	185		185			
68			DC-9-40	4		4			
69			ALL TYPES	364		364	366	363	99.18
70		DL—DOMESTIC	B-727-200	13561		13561			
71			L-1011/100/20	2439		2439			
72			DC-8-71	1180		1180			
73			B-767-200	1121		1121			
74			B-737-100/200	1		1			
75			B-757-200	48		48			
76			ALL TYPES	18350		18350	18560	18297	98.58
77		DL—INTERNATIONAL	L-1011/100/20	357		357			
78			DC-8-71	2		2			
79			L-1011-500 TR	3		3			
80			ALL TYPES	362		362	361	358	99.16
81		DL—TOTAL	B-727-200	13561		13561			
82			L-1011/100/20	2796		2796			
83			DC-8-71	1182		1182			
84			B-767-200	1121		1121			
85			B-737-100/200	1		1			
86			B-757-200	48		48			
87			L-1011-500 TR	3		3			
88			ALL TYPES	18712		18712	18921	18655	98.59
89		EA—DOMESTIC	DC-9-30	2374		2374			
90			B-727-100	2140	1	2141			
91			B-727-200	4874	10	4884			
92			L-1011/100/20	422	6	428			
93			DC-9-50	1238	1	1239			
94			A-300B	3430		3430			
95			EURO AIRBUS 3	2204	1	2205			
96			B-757-200	171		171			
97			ALL TYPES	14855	19	14874	14710	14344	97.82
98		EA—INTERNATIONAL	B-757-200	1		1			
99			L-1011/100/20	2	4	6			

TABLE 7
 AIRCRAFT DEPARTURES SCHEDULED AND AIRCRAFT DEPARTURES PERFORMED
 BY TYPE OF OPERATION, BY AIRCRAFT TYPE, BY COMMUNITY AND BY CARRIER
 12 MONTHS ENDED DECEMBER 31, 1984

Line No.	Aircraft Community (Airport name)	Carrier and type of operation	Type of aircraft	Total departures performed			Departures scheduled	Scheduled departures performed	
				Scheduled service	Non-scheduled service	All services		Number	Percentage scheduled
1	2	3	4	5	6	7	8	9	
1	LOGAN INTERNATIONAL	EA--INTERNATIONAL	(CONT.) ALL TYPES	3	4	7			
2		EA--TOTAL	DC-9-30	2374		2374			
3			B-727-100	2140	1	2141			
4			B-727-200	4876	10	4886			
5			L-1011/100/20	424	10	434			
6			DC-9-50	1238	1	1239			
7			A-300B	3430		3430			
8			EURO AIRBUS 3	2206	1	2207			
9			B-757-200	172		172			
10			ALL TYPES	16858	23	16881	16710	16346	97.82
11		E2--DOMESTIC	*DC-8-63		1	1			
12			*B-727-100	3	3	6			
13			ALL TYPES	3	4	7	3	3	100.00
14		F1--DOMESTIC	*B-747	157		197			
15			*B-747F	268		268			
16			*DC-8-61	18		18			
17			ALL TYPES	483		483	514	455	88.52
18		F1--INTERNATIONAL	*B-747	21		21			
19			*B-747F	33		33			
20			ALL TYPES	54		54	52	52	100.00
21		FT--TOTAL	*B-747	218		218			
22			*B-747F	301		301			
23			*DC-8-61	18		18			
24			ALL TYPES	537		537	566	507	89.57
25		N1--DOMESTIC	DC-9-30	175		175			
26			DASH-7	2	3	5			
27			DC-9-80	305		305			
28			ALL TYPES	482	3	485	512	479	93.55
29		NB--DOMESTIC	B-727-100	17		17			
30			B-727-200	3373		3373			
31			B-747	8		8			
32			DC-10-40	1343		1343			
33			ALL TYPES	4741		4741	4853	4739	97.65
34		NB--INTERNATIONAL	B-747	366		366			
35			ALL TYPES	366		366	366	364	99.45
36		NB--TOTAL	B-727-100	17		17			
37			B-727-200	3373		3373			
38			B-747	374		374			
39			DC-10-40	1343		1343			
40			ALL TYPES	5107		5107	5219	5103	97.77
41		NY--DOMESTIC	DC-9-30	6615		6615			
42			DC-9-80	510		510			
43			ALL TYPES	7125		7125	7376	7122	96.55
44		PA--DOMESTIC	B-747	2	1	3			
45			DC-10-10	101		101			
46			B-727-200	1176	4	1180			
47			B-727-100	43		43			
48			DC-10-30	18		18			
49			L-1011-500 TR	87		87			
50			B-747-200	1		1			
51			B-747SP	1		1			
52			ALL TYPES	1429	5	1434	1464	1426	97.40
53		PA--INTERNATIONAL	B-747	6	1	7			
54			B-747-200	1		1			
55			B-747SP	1		1			
56			DC-10-30	1	1	1			
57			B-727-200	1		1			
58			ALL TYPES	9	2	11	1	1	100.00
59		PA--TOTAL	B-747	8	2	10			
60			DC-10-10	101		101			
61			B-727-200	1177	4	1181			
62			B-727-100	43		43			
63			DC-10-30	18	1	19			
64			L-1011-500 TR	87		87			
65			B-747-200	2		2			
66			B-747SP	2		2			
67			ALL TYPES	1438	7	1445	1465	1427	97.40
68		PE--DOMESTIC	B-737-100/200	3916		3916			
69			B-727-200	3154		3154			
70			ALL TYPES	7070		7070	7604	7065	92.91
71		P1--DOMESTIC	B-737-100/200	3946	5	3951			
72			B-727-100	8		8			
73			B-727-200	2317		2317			
74			ALL TYPES	6271	5	6276	6372	6268	98.34
75		DN--DOMESTIC	B-737-100/200	134		134			
76			ALL TYPES	134		134	160	130	81.25
77		Q5--DOMESTIC	DC-8-50	6		6			
78			B-727-100	380		380			
79			B-727-200	192		192			
80			DC-8-62	45		45			
81			ALL TYPES	623		623	645	622	96.43
82		RC--DOMESTIC	DC-9-50	1480	4	1484			
83			DC-9-30	409	5	414			
84			B-727-200	595	2	597			
85			DC-9-10	3		3			
86			DC-9-80	141		141			
87			CV-580	1		1			
88			ALL TYPES	2628	14	2642	2660	2618	98.42
89		TV--INTERNATIONAL	DC-8-63	2		2			
90			B-747-200	1		1			
91			ALL TYPES	3		3			

TABLE 7
 AIRCRAFT DEPARTURES SCHEDULED AND AIRCRAFT DEPARTURES PERFORMED,
 BY TYPE OF OPERATION, BY AIRCRAFT TYPE, BY COMMUNITY, AND BY CARRIER
 12 MONTHS ENDED DECEMBER 31, 1984

Line No.	Area, state or country (Community (Airport name))	Carrier and type of operation	Type of aircraft	Total departures performed			Scheduled departures completed	
				Scheduled service	Nonscheduled service	All services	Number	Percent of departures scheduled
1	2	3	4	5	6	7	8	9
1	LOGAN INTERNATIONAL	ICCAT.)						
2		1b---DOMESTIC	B-727-100	422		422		
3			B-727-200	1424	1	1425		
4			L-1011/100/20	1701	1	1702		
5			B-747	332		332		
6			B-747-200	2		2		
7			B-747SP	4		4		
8		ALL TYPES		3805	2	3807	3957	3861 98.07
9		1b---INTERNATIONAL	B-747	356		356		
10			L-1011/100/20	350		350		
11			B-747SP	58		58		
12		ALL TYPES		844		844	837	825 98.56
13		1b---TOTAL	B-727-100	422		422		
14			B-727-200	1424	1	1425		
15			L-1011/100/20	2051	1	2052		
16			B-747	728		728		
17			B-747-200	2		2		
18			B-747SP	102		102		
19		ALL TYPES		4729	2	4731	4794	4706 98.16
20		1a---DOMESTIC	B-737-100/200	895	5	900		
21			B-727-100		22	22		
22			B-727-200	13	23	36		
23			DC-10-10	2544	2	2546		
24			B-747	11	4	15		
25			DC-8-71	365	79	444		
26			B-767-200	392		392		
27		ALL TYPES		4220	135	4355	4364	4213 96.53
28		1b---DOMESTIC	SWEAR-NETRO	2		2		
29			F-28-4000/600	1881	22	1903		
30		ALL TYPES		1883	22	1905	1949	1879 96.40
31		1b---DOMESTIC	*L-188A/C	441		441		
32			*CV-640	186		186		
33			*DL-8-50F	2		2		
34			*DC-6	54		54		
35			*DC-8-30	13		13		
36			*L-100-10	18		18		
37			*DC-8-62	3		3		
38		ALL TYPES		717		717	257	257 100.00
39		1b---DOMESTIC	DC-9-10	418		418		
40		ALL TYPES		418		418	430	418 97.20
41	COMMUNITY TOTAL	DOMESTIC	B-727-100	3018	23	3041		
42			B-727-200	33791	45	33836		
43			DC-10-10	4073	2	4075		
44			*B-747F	438		438		
45			B-767-200	1791		1791		
46			DC-10-30	19		19		
47			BAC-111-200	2399		2399		
48			DC-9-30	17274	144	17418		
49			B-737-100/200	10283	83	10366		
50			DC-8-63	183		183		
51			DC-8-62	47		47		
52			DC-8-50	7		7		
53			DC-9-80	960		960		
54			L-1011/100/20	4562	7	4569		
55			DC-8-71	1545	79	1624		
56			B-757-200	219		219		
57			DC-9-50	2718	5	2723		
58			A-300B	3430		3430		
59			EURO AIRBUS 3	2206	1	2207		
60			*DC-8-63	3		3		
61			*B-727-100	6	3	9		
62			*B-747	197		197		
63			*DC-8-61	18		18		
64			DASH-7	2	3	5		
65			B-747	353	5	358		
66			DC-10-40	1343		1343		
67			L-1011-500 TR	87		87		
68			B-747-200	1		1		
69			B-747SP	5		5		
70			DC-9-10	421	2	423		
71			CV-580	2	1	3		
72			SWEAR-NETRO	2		2		
73			F-28-4000/600	1881	22	1903		
74			*L-188A/C	441		441		
75			*CV-640	186		186		
76			*DL-8-50F	2		2		
77			*DC-6	54		54		
78			*DC-8-30	13		13		
79			*L-100-10	18		18		
80			*DC-8-62	3		3		
81		ALL TYPES		93993	426	94419	95389	92880 97.36
82		INTERNATIONAL	B-727-200	356		356		
83			DC-8-63	71	13	84		
84			DC-8-62	1		1		
85			L-1011/100/20	709	4	713		
86			DC-8-71	2		2		
87			L-1011-500 TR	3		3		
88			B-757-200	1		1		
89			*B-747	21		21		
90			*B-747F	33		33		
91			B-747	768	1	769		
92			B-747-200	2		2		
93			B-747SP	99		99		
94			DC-10-30	1	1	2		
95		ALL TYPES		2066	19	2085	2051	2025 98.73
96		TOTAL	B-727-100	3018	23	3041		
97			B-727-200	34147	45	34192		
98			DC-10-10	4073	2	4075		
99			*B-747F	471		471		
100			B-767-200	1791		1791		
101			DC-10-30	19	1	20		
102			BAC-111-200	2399		2399		
103			DC-9-30	17274	144	17418		

TABLE 7
AIRCRAFT DEPARTURES SCHEDULED AND AIRCRAFT DEPARTURES PERFORMED,
BY TYPE OF OPERATION, BY AIRCRAFT TYPE, BY COMMUNITY, AND BY CARRIER
12 MONTHS ENDED DECEMBER 31, 1984

Line No.	Area (state or country) Community (Airport name)	Carrier and type of operation	Type of aircraft	Total departures performed			Scheduled departures		
				Scheduled service	Nonscheduled service	All services	Scheduled	Nonscheduled	All
1	2	3	4	5	6	7	8	9	
1	COMMUNITY TOTAL	TOTAL	(CONT.)						
2			B-737-100/200	10283	83	10366			
3			DL-8-63	254	13	267			
4			DC-8-62	48		48			
5			DC-8-50	7		7			
6			DL-9-80	960		960			
7			L-1011/100/20	5271	11	5282			
8			DL-8-71	1547	79	1626			
9			B-757-200	220		220			
10			L-1011-500 TR	90		90			
11			DL-9-50	2718	5	2723			
12			A-300B	3430		3430			
13			EUARD AIRBUS 3	2206	1	2207			
14			*DC-8-63		1	1			
15			*B-727-100	3	3	6			
16			*B-747	218		218			
17			*DC-8-61	18		18			
18			DASH-7	2	3	5			
19			B-747	1121	6	1127			
20			DC-10-40	1343		1343			
21			B-747-200	3		3			
22			B-747SP	104		104			
23			DC-9-10	421	2	423			
24			CV-580		1	1			
25			SWEAR-METRO	2		2			
26			F-28-4000/600	1881	22	1903			
27			*L-188A/C	441		441			
28			*CV-640	186		186			
29			*DC-8-50F	2		2			
30			*DC-6	54		54			
31			*DC-8-30	13		13			
32			*L-100-10	18		18			
33			*DC-8-62	3		3			
34			ALL TYPES	96059	445	96504	97440	54905 97.39	
35									
36	FALMOUTH (DTIS AFB)	DL--DOMESTIC	L-1011/100/20	1		1			
37			ALL TYPES	1		1			
38									
39									
40									
41									
42									
43									
44	DETROIT/ANN ARBOR (DETROIT CITY)	PA--INTERNATIONAL	B-747SP	3		3			
45			ALL TYPES	3		3			
46									
47									
48									
49									
50									
51									
52									
53									
54									
55									
56									
57									
58									
59									
60									
61									
62									
63									
64									
65									
66									
67									
68									
69									
70									
71									
72									
73									
74									
75									
76									
77									
78									
79									
80									
81									
82									
83									
84									
85									
86									
87									
88									
89									
90									
91									
92									
93									
94									
95									
96									
97									
98									
99									
100									
101									
102									
103									
104									
105									
106									
107									
108									
109									
110									
111									
112									

TABLE 7
 AIRCRAFT DEPARTURES SCHEDULED AND AIRCRAFT DEPARTURES PERFORMED,
 BY TYPE OF OPERATION, BY AIRCRAFT TYPE, BY COMMUNITY, AND BY CARRIER
 12 MONTHS ENDED DECEMBER 31, 1984

Line No.	Area, state or country Community (Airport name)	Carrier and type of operation	Type of aircraft	Total departures performed			Scheduled departures completed		
				Scheduled service	Nonscheduled service	All services	Departures scheduled	Number	Percent of departures scheduled
1	2	3	4	5	6	7	8	9	
1	DETROIT METROPOLITAN WAYNE CTY	AA--DOMESTIC	(CONT.)						
2			B-727-200	8231		8231			
3			DC-10-40	1313		1313			
4			B-747	446		446			
5			B-747F	2		2			
6			ALL TYPES	10613		10613	10844	10593	97.68
7		AA--INTERNATIONAL	B-747	2		2			
8			ALL TYPES	2		2			
9		AA--TOTAL	B-727-100	623		623			
10			B-727-200	8231		8231			
11			DC-10-40	1313		1313			
12			B-747	446		446			
13			B-747F	2		2			
14			ALL TYPES	10615		10615	10844	10593	97.68
15		AY--DOMESTIC	DC-9-30	2315	1	2316			
16			DC-9-80	331		331			
17			ALL TYPES	2646	1	2647	2705	2636	97.44
18		C2--DOMESTIC	DC-9-10	731	5	736			
19			DC-9-30	218	45	263			
20			DC-9-40	5	5	10			
21			ALL TYPES	954	55	1009	966	953	98.65
22		PA--DOMESTIC	B-747	2		2			
23			L-1011-500 TR	638		638			
24			DC-10-10	8		8			
25			B-727-200	467	4	471			
26			DC-10-30	24	1	25			
27			B-727-100	5		5			
28			ALL TYPES	1144	5	1149	1162	1138	97.93
29		PA--INTERNATIONAL	B-747SP	1		1			
30			ALL TYPES	1		1			
31		PA--TOTAL	B-747	2		2			
32			L-1011-500 TR	638		638			
33			DC-10-10	8		8			
34			B-727-200	467	4	471			
35			DC-10-30	24	1	25			
36			B-727-100	5		5			
37			B-747SP	1		1			
38			ALL TYPES	1145	5	1150	1162	1138	97.93
39		PE--DOMESTIC	B-737-100/200	681		681			
40			B-727-200	123		123			
41			ALL TYPES	804		804	824	803	97.45
42		FJ--DOMESTIC	B-737-100/200	1683	8	1691			
43			ALL TYPES	1683	8	1691	1697	1683	99.17
44		GH--DOMESTIC	B-737-100/200	89		89			
45			ALL TYPES	89		89	91	85	93.40
46		RC--DOMESTIC	CV-580	4318	2	4320			
47			DC-9-50	10631	105	10736			
48			DC-9-30	12532	34	12566			
49			DC-9-10	3410	5	3415			
50			B-727-200	2132	12	2144			
51			DC-9-80	281		281			
52			ALL TYPES	33304	158	33462	33742	33102	98.10
53		RU--DOMESTIC	SMEAR-METRO	325		325			
54			PH-227	4		4			
55			ALL TYPES	329		329	367	329	89.64
56		Ta--DOMESTIC	B-727-100	101		101			
57			B-727-200	1568	1	1569			
58			L-1011/100/20	235		235			
59			B-767-200	180		180			
60			ALL TYPES	2084	1	2085	2104	2076	98.66
61		Ta--INTERNATIONAL	B-747	1		1			
62			ALL TYPES	1		1			
63		Ta--TOTAL	B-727-100	101		101			
64			B-727-200	1568	1	1569			
65			L-1011/100/20	235		235			
66			B-767-200	180		180			
67			B-747	1		1			
68			ALL TYPES	2085	1	2086	2104	2076	98.66
69		UA--DOMESTIC	B-737-100/200	169		169			
70			B-727-100	214	10	224			
71			B-727-200	2052	44	2096			
72			DC-10-10	705	6	711			
73			B-747	1		1			
74			DC-8-50F	206		206			
75			DC-8-71	1175	74	1249			
76			B-767-200	711		711			
77			DC-10-30	9		9			
78			ALL TYPES	5242	134	5376	5335	5186	97.20
79		LR--DOMESTIC	F-28-4000/600	410	1	411			
80			ALL TYPES	410	1	411	419	408	97.37
81		Zb--DOMESTIC	DASH-7	2619		2619			
82			ALL TYPES	2619		2619	2761	2618	94.82
83		ZP--DOMESTIC	B-737-100/200	174	4	178			
84			DC-9-10	13		13			
85			DC-9-30	133		133			
86			DC-9-80	3		3			
87			ALL TYPES	323	4	327	348	323	92.81
88		AIRPORT TOTAL	DOMESTIC	B-727-100	1930	10	1940		
89			B-727-200	24198	48	24246			
90			DC-10-10	2508	6	2514			
91			B-747F	3		3			
92			DC-9-80	1324	3	1327			

TABLE 7
 AIRCRAFT DEPARTURES SCHEDULED AND AIRCRAFT DEPARTURES PERFORMED,
 BY TYPE OF OPERATION, BY AIRCRAFT TYPE, BY COMMUNITY, AND BY CARRIER
 12 MONTHS ENDED DECEMBER 31, 1984

Line No.	Area, state or country Community (Airport name)	Carrier and type of operation	Type of aircraft	Total departures performed			Schedule of departures completed	
				Scheduled service	Nonscheduled service	All services	Number	Percent of departures completed
1	AIRPORT TOTAL	DOMESTIC	(CGMT-J)					
2			B-747	448		448		
3			B-767-200	1501		1501		
4			DC-10-30	42	1	43		
5			BAC-111-200	1765		1765		
6			DC-9-30	23617	126	23743		
7			B-737-100/200	4397	27	4424		
8			DC-9-10	5947	12	5959		
9			L-1011/100/20	558		558		
10			DC-8-71	1538	74	1612		
11			L-1011-500 TR	639		639		
12			DC-9-50	11485	105	11590		
13			A-300B	121		121		
14			B-757-200		2	2		
15			*DL-8-63F	65		65		
16			*DC-8-61	60		60		
17			*B-727-100	237		237		
18			DC-10-40	1313		1313		
19			DC-9-40	5	5	10		
20			CV-580	4318	2	4320		
21			SMEAR-METRO	325		325		
22			FH-227	4		4		
23			*DC-8-50F	206		206		
24			F-28-4000/600	410	1	411		
25			DASH-7	2619		2619		
26			ALL TYPES	91643	442	92085	93157	91263 97.96
27		INTERNATIONAL	B-747	3		3		
28			B-747SP	1		1		
29			ALL TYPES	4		4		
30		TOTAL	B-727-100	1958	10	1968		
31			B-727-200	24158	68	24266		
32			DC-10-10	2500	6	2506		
33			*B-747F	3		3		
34			DC-9-40	1324	3	1327		
35			B-747	451		451		
36			B-747-200	1501		1501		
37			DC-10-30	42	1	43		
38			BAC-111-200	1765		1765		
39			DC-9-30	23617	126	23743		
40			B-737-100/200	4397	27	4424		
41			DC-9-10	5947	12	5959		
42			L-1011/100/20	558		558		
43			DC-8-71	1538	74	1612		
44			L-1011-500 TR	639		639		
45			DC-9-50	11485	105	11590		
46			A-300B	121		121		
47			B-757-200		2	2		
48			*DL-8-63F	65		65		
49			*DC-8-61	60		60		
50			*B-727-100	237		237		
51			DC-10-40	1313		1313		
52			DC-9-40	5	5	10		
53			B-747SP	1		1		
54			CV-580	4318	2	4320		
55			SMEAR-METRO	325		325		
56			FH-227	4		4		
57			*DC-8-50F	206		206		
58			F-28-4000/600	410	1	411		
59			DASH-7	2619		2619		
60			ALL TYPES	91647	442	92089	93157	91263 97.96
61	(WILLOW RUN)	VK--DOMESTIC	*DC-8-50F	244	5	249		
62			*L-188A/C	2836	47	2883		
63			*CV-640	1692	44	1736		
64			*DC-8	1021	13	1034		
65			*DC-8-30	1019	15	1034		
66			*DC-8-10	173		173		
67			*L-100-10	37		37		
68			*DC-8-62	147	14	161		
69			ALL TYPES	7179	138	7317	3598	3598 100.00
70	COMMUNITY TOTAL BY CARRIER	AA--DOMESTIC	B-767-200	69		69		
71			DC-9-80	117		117		
72			B-727-100	649		649		
73			B-727-200	3245		3245		
74			DC-10-10	1767		1767		
75			DC-10-30	9		9		
76			B-747	1		1		
77			B-747F	1		1		
78			ALL TYPES	5898		5898	6014	5894 98.00
79		AL--DOMESTIC	BAC-111-200	1765		1765		
80			B-737-100/200	492	15	507		
81			DC-9-30	3429	38	3467		
82			B-727-200	5687	53	5740	5774	5684 98.44
83			ALL TYPES	5687	53	5740		
84		BA--DOMESTIC	B-727-200	476	5	481	476	476 100.00
85			ALL TYPES	476	5	481		
86		CC--DOMESTIC	DC-9-10	31		31		
87			DC-9-30	512		512		
88			B-727-100	69		69		
89			B-727-200	885		885	1507	1494 99.13
90			ALL TYPES	1457		1497		
91		DL--DOMESTIC	B-737-100/200	52		52		
92			B-767-200	541		541		
93			DC-9-30	1594	6	1600		
94			B-727-200	4301	1	4302		
95			L-1011/100/20	362		362		
96			L-1011-500 TR	1		1		
97			DC-8-71	363		363		
98			ALL TYPES	7214	7	7221	7232	7196 99.50
99		EA--DOMESTIC	B-757-200		2	2		
100			DC-9-30	1395		1395		
101			DC-9-50	854		854		
102			A-300B	121		121		
103			B-727-100	257		257		

TABLE 7
AIRCRAFT DEPARTURES SCHEDULED AND AIRCRAFT DEPARTURES PERFORMED,
BY TYPE OF OPERATION, BY AIRCRAFT TYPE, BY COMMUNITY, AND BY CARRIER
12 MONTHS ENDED DECEMBER 31, 1964

L 1 2 3 4 5 6 7 8 9 10 11 12 13 14 15 16 17 18 19 20 21 22 23 24 25 26 27 28 29 30 31 32 33 34 35 36 37 38 39 40 41 42 43 44 45 46 47 48 49 50 51 52 53 54 55 56 57 58 59 60 61 62 63 64 65 66 67 68 69 70 71 72 73 74 75 76 77 78 79 80 81 82 83 84 85 86 87 88 89 90 91 92 93 94 95 96 97 98 99 100 101 102 103 104 105 106 107 108 109 110 111 112	No.	1 Area, state or country Community (Airport name)	2 Carrier and type of operation	3 Type of aircraft	4 Total departures performed			7 Departures scheduled	8 Scheduled departures completed	
					4 Scheduled service	5 Nonscheduled service	6 All services		8 Number	9 Percent of aircraft utilized
		COMMUNITY TOTAL BY CARRIER	EA--DOMESTIC	(CONT.) B-727-200 L-1011/100/20 ALL TYPES	697 1 3365	1 3	698 1 3368	3419	3362	98.33
			FL--DOMESTIC	B-737-100/200 DC-9-80 ALL TYPES	855 213 1068		855 213 1068	1093	1068	97.71
			FT--DOMESTIC	FB-727-100 FDC-8-61 FDC-8-63F ALL TYPES	237 60 65 362		237 60 65 362	372	331	88.97
			IA--DOMESTIC	DC-9-10 ALL TYPES	810 810		810 810	839	810	96.54
			RA--DOMESTIC	B-737-100/200 DC-9-10 DC-9-30 DC-9-80 ALL TYPES	202 57 1365 118 2637	2 2 3	202 954 1367 121 2644	2676	2637	98.54
			NI--DOMESTIC	DC-9-30 DC-9-80 ALL TYPES	124 261 385		124 261 385	390	378	96.92
			NB--DOMESTIC	B-727-100 B-727-200 DC-10-40 B-747 B-747F ALL TYPES	623 8231 1313 446 2 10613		623 8231 1313 446 2 10613	10844	10593	97.68
			NB--INTERNATIONAL	B-747 ALL TYPES	2 2		2 2			
			NB--TOTAL	B-727-100 B-727-200 DC-10-40 B-747 B-747F ALL TYPES	623 8231 1313 446 2 10615		623 8231 1313 446 2 10615	10844	10593	97.68
			AY--DOMESTIC	DC-9-30 DC-9-80 ALL TYPES	2315 331 2646	1	2316 331 2647	2705	2636	97.44
			CZ--DOMESTIC	DC-9-10 DC-9-30 DC-9-40 ALL TYPES	731 218 5 954	5 45 5 55	736 263 10 1009	966	953	98.65
			PA--DOMESTIC	B-727-100 B-727-200 DC-10-10 DC-10-30 L-1011-500 TR B-747 ALL TYPES	5 467 8 24 638 2 1144	4 1	5 471 8 25 638 2 1149	1162	1138	97.93
			PA--INTERNATIONAL	B-747SP ALL TYPES	4 4		4 4			
			PA--TOTAL	B-727-100 B-727-200 DC-10-10 DC-10-30 L-1011-500 TR B-747 B-747SP ALL TYPES	5 467 8 24 638 2 4 1148	4 1	5 471 8 25 638 2 4 1153	1162	1138	97.93
			PE--DOMESTIC	B-737-100/200 B-727-200 ALL TYPES	681 123 804		681 123 804	824	803	97.45
			PJ--DOMESTIC	B-737-100/200 ALL TYPES	1683 1683	8 8	1691 1691	1697	1683	99.17
			QH--DOMESTIC	B-737-100/200 ALL TYPES	89 89		89 89	91	85	93.40
			RC--DOMESTIC	CV-580 DC-9-10 DC-9-30 DC-9-50 DC-9-80 B-727-200 ALL TYPES	4318 3410 12532 10631 281 2132 37304	2 5 34 105	4320 3415 12566 10736 281 2144 37462	33742	33102	98.10
			AL--DOMESTIC	FM-227 SHEAR-WATER ALL TYPES	4 325 329		4 325 329	367	329	89.64
			IA--DOMESTIC	B-767-200 B-727-100 B-727-200 L-1011/100/20 ALL TYPES	180 101 1568 235 2084	1	180 101 1569 235 2085	2104	2076	98.66
			IA--INTERNATIONAL	B-747 ALL TYPES	1 1		1 1			
			IA--TOTAL	B-767-200 B-727-100 B-727-200 L-1011/100/20 B-747 ALL TYPES	180 101 1568 235 1 2085	1	180 101 1569 235 1 2086	2104	2076	98.66
			UA--DOMESTIC	B-737-100/200	169		169			

TABLE 7
 AIRCRAFT DEPARTURES SCHEDULED AND AIRCRAFT DEPARTURES PERFORMED,
 BY TYPE OF OPERATION, BY AIRCRAFT TYPE, BY COMMUNITY, AND BY CARRIER
 12 MONTHS ENDED DECEMBER 31, 1984

Line No.	Area, state or country Community (Airport name)	Carrier and type of operation	Type of aircraft	Total departures performed			Scheduled departures performed	
				Scheduled service	Non-scheduled service	All services	Number	Percent of departures scheduled
1	2	3	4	5	6	7	8	9
1	COMMUNITY TOTAL BY CARRIER	LA--DOMESTIC	(CONT.)					
2			B-767-200	711		711		
3			B-727-100	214	10	224		
4			B-727-200	2052	44	2096		
5			DC-10-10	705	6	711		
6			DC-10-30	9		9		
7			B-747	1		1		
8			DC-8-50F	206		206		
9			DC-8-71	1175	74	1249		
10			ALL TYPES	5242	134	5376	5335	97.20
11		LR--DOMESTIC	F-28-4000/600	410	1	411		
12			ALL TYPES	410	1	411	419	97.37
13		VR--DOMESTIC	DC-6	1031	13	1044		
14			CV-440	1692	44	1736		
15			4L-188A/C	2836	47	2883		
16			4L-100-10	37		37		
17			DC-8-10	171		173		
18			DC-8-30	1019	15	1034		
19			DC-8-50F	244	5	249		
20			DC-8-62	147	14	161		
21			ALL TYPES	7179	138	7317	3598	100.00
22		2b--DOMESTIC	DASH-7	2619		2619		
23			ALL TYPES	2619		2619	2761	94.82
24		2P--DOMESTIC	B-737-100/200	174	4	178		
25			DC-9-10	13		13		
26			DC-9-30	133		133		
27			DC-9-80	3		3		
28			ALL TYPES	323	4	327	348	92.81
29	COMMUNITY TOTAL	DOMESTIC	B-727-100	1958	10	1968		
30			B-727-200	24198	68	24266		
31			DC-10-10	2500	6	2506		
32			B-747	3		3		
33			DC-9-80	1324	3	1327		
34			B-747	448		448		
35			B-747-200	1501		1501		
36			DC-10-30	42	1	43		
37			BAC-111-200	1765		1765		
38			DC-9-30	23617	126	23743		
39			B-737-100/200	4397	27	4424		
40			DC-9-10	5947	12	5959		
41			L-1011/100/20	598		598		
42			DC-8-71	1538	74	1612		
43			L-1011-500 TR	639		639		
44			DC-9-50	11485	105	11590		
45			A-300B	121		121		
46			B-757-200		2	2		
47			DC-8-63F	65		65		
48			DC-8-61	60		60		
49			B-727-100	237		237		
50			DC-10-40	1313		1313		
51			DC-9-40	5	5	10		
52			CV-580	4318	2	4320		
53			SNEAB-NETRO	325		325		
54			FH-227	4		4		
55			DC-8-50F	450	5	455		
56			F-28-4000/600	410	1	411		
57			DASH-7	2619		2619		
58			4L-188A/C	2836	47	2883		
59			CV-440	1692	44	1736		
60			DC-6	1031	13	1044		
61			DC-8-30	1019	15	1034		
62			DC-8-10	173		173		
63			4L-100-10	37		37		
64			DC-8-62	147	14	161		
65			ALL TYPES	98822	580	99402	96755	98.04
66		INTERNATIONAL	B-747SP	4		4		
67			B-747	3		3		
68			ALL TYPES	7		7		
69		TOTAL	B-747SP	4		4		
70			B-727-100	1958	10	1968		
71			B-727-200	24198	68	24266		
72			DC-10-10	2500	6	2506		
73			B-747	3		3		
74			DC-9-80	1324	3	1327		
75			B-747	451		451		
76			B-747-200	1501		1501		
77			DC-10-30	42	1	43		
78			BAC-111-200	1765		1765		
79			DC-9-30	23617	126	23743		
80			B-737-100/200	4397	27	4424		
81			DC-9-10	5947	12	5959		
82			L-1011/100/20	598		598		
83			DC-8-71	1538	74	1612		
84			L-1011-500 TR	639		639		
85			DC-9-50	11485	105	11590		
86			A-300B	121		121		
87			B-757-200		2	2		
88			DC-8-63F	65		65		
89			DC-8-61	60		60		
90			B-727-100	237		237		
91			DC-10-40	1313		1313		
92			DC-9-40	5	5	10		
93			CV-580	4318	2	4320		
94			SNEAB-NETRO	325		325		
95			FH-227	4		4		
96			DC-8-50F	450	5	455		
97			F-28-4000/600	410	1	411		
98			DASH-7	2619		2619		
99			4L-188A/C	2836	47	2883		
100			CV-440	1692	44	1736		
101			DC-6	1031	13	1044		
102			DC-8-30	1019	15	1034		
103			DC-8-10	173		173		
104			4L-100-10	37		37		
105			DC-8-62	147	14	161		

TABLE 7
 AIRCRAFT DEPARTURES SCHEDULED AND AIRCRAFT DEPARTURES PERFORMED,
 BY TYPE OF OPERATION, BY AIRCRAFT TYPE, BY COMMUNITY, AND BY CARRIER
 12 MONTHS ENDED DECEMBER 31, 1984

Line No.	Area, state or country Community (Airport name)	Carrier and type of operation	Type of aircraft	Total departures performed			Scheduled departures completed	
				Scheduled service	Non-scheduled service	All services	Number	Percent of departures scheduled
1	2	3	4	5	6	7	8	9
1	COMMUNITY TOTAL	TOTAL	(CONT.) ALL TYPES	98829	580	99409	96755	98.04
4	FLINT (BISHOP)	NY--DOMESTIC	DC-9-30 ALL TYPES	1 1		1 1		
8		PI--DOMESTIC	B-737-100/200 B-727-200 ALL TYPES	904 128 1032		904 128 1032	1038	1026 98.84
12		ZN--DOMESTIC	DASH-7 BAE-146-1 ALL TYPES	266 777 1043		266 777 1043	1084	1043 96.21
15	COMMUNITY TOTAL	DOMESTIC	DC-9-30 B-737-100/200 B-727-200 DASH-7 BAE-146-1 ALL TYPES	1 904 128 266 777 2076		1 904 128 266 777 2076	2122	2069 97.50
24	GRAND RAPIDS (KENT COUNTY)	AA--DOMESTIC	B-727-200 B-727-100 ALL TYPES	55 434 489		55 434 489	507	488 96.25
29		AL--DOMESTIC	DC-9-30 BAC-111-200 ALL TYPES	864 201 1065		864 201 1065	1082	1065 98.42
31		AN--DOMESTIC	B-727-200 B-727-100 DC-10-40 B-747 ALL TYPES	1362 36 2 1 1401		1362 36 2 1 1401	1436	1396 97.21
38		PI--DOMESTIC	B-737-100/200 B-727-200 ALL TYPES	462 728 1190	2	464 728 1192	1199	1188 99.08
42		RC--DOMESTIC	DC-9-30 CV-580 DC-9-50 DC-9-10 B-727-200 DC-9-80 ALL TYPES	3135 132 665 1245 5 100 5282		3135 132 665 1245 5 100 5282	5340	5237 98.07
50		UA--DOMESTIC	B-737-100/200 B-727-100 B-727-200 DC-8-71 ALL TYPES	1163 350 2117 1 3631	2 7 9	1163 350 2119 8 3640	3704	3602 97.24
57	COMMUNITY TOTAL	DOMESTIC	B-727-200 B-727-100 DC-9-30 BAC-111-200 DC-10-40 B-747 B-737-100/200 CV-580 DC-9-50 DC-9-10 DC-9-80 DC-8-71 ALL TYPES	4267 820 3959 201 2 1 1625 132 665 1245 100 1 13058	2	4269 820 3999 201 2 1 1627 132 665 1245 100 8 13069	13268	12976 97.79
70	HANCOCK/DOUGHTON (DOUGHTON COUNTY MEMORIAL)	NC--DOMESTIC	CV-580 DC-9-50 DC-9-10 ALL TYPES	1974 1 2 1977	1	1975 1 2 1978	2064	1949 94.42
78	KALAMAZOO-BATTLE CREEK (KALAMAZOO MUNI)	PI--DOMESTIC	B-737-100/200 B-727-200 ALL TYPES	591 2 593		591 2 593	602	591 98.17
81		RC--DOMESTIC	CV-580 DC-9-50 DC-9-30 DC-9-10 ALL TYPES	1054 480 941 779 3254		1054 480 941 779 3254	3357	3225 96.06
84		ZB--DOMESTIC	DASH-7 BAE-146-1 ALL TYPES	61 801 862		61 801 862	922	861 93.38
90	AIRPORT TOTAL	DOMESTIC	B-737-100/200 B-727-200 CV-580 DC-9-50 DC-9-30 DC-9-10 DASH-7 BAE-146-1 ALL TYPES	591 2 1054 480 941 779 61 801 4709		591 2 1054 480 941 779 61 801 4709	4801	4677 95.82
101	(W K KELLOGG REGIONAL AIRFIELD)	ZB--DOMESTIC	DASH-7 BAE-146-1 ALL TYPES	2294 3 2297		2294 3 2297	2368	2295 96.91
104	COMMUNITY TOTAL BY CARRIER	PI--DOMESTIC	B-737-100/200 B-727-200 ALL TYPES	591 2 593		591 2 593	602	591 98.17
108		RC--DOMESTIC	CV-580 DC-9-10 DC-9-30 DC-9-50	1054 779 941 480		1054 779 941 480		

TABLE 7
 AIRCRAFT DEPARTURES SCHEDULED AND AIRCRAFT DEPARTURES PERFORMED,
 BY TYPE OF OPERATION, BY AIRCRAFT TYPE, BY COMMUNITY, AND BY CARRIER
 12 MONTHS ENDED DECEMBER 31, 1984

L 1 2 3 4 5 6 7 8 9 10 11 12 13 14 15 16 17 18 19 20 21 22 23 24 25 26 27 28 29 30 31 32 33 34 35 36 37 38 39 40 41 42 43 44 45 46 47 48 49 50 51 52 53 54 55 56 57 58 59 60 61 62 63 64 65 66 67 68 69 70 71 72 73 74 75 76 77 78 79 80 81 82 83 84 85 86 87 88 89 90 91 92 93 94 95 96 97 98 99 100 101 102 103 104 105 106 107 108 109 110 111 112	Area, state or country Community (Airport name)	Carrier and type of operation	Type of aircraft	Total departures performed			Scheduled departures completed		
				Scheduled service	Non-scheduled service	All services	Number	Percent of departures scheduled	
No.	1	2	3	4	5	6	7	8	9
1	COMMUNITY TOTAL BY CARRIER	RC--DOMESTIC	(CONT.) ALL TYPES	3254		3254	3357	3225	96.06
2		2W--DOMESTIC	DASH-7	2355		2355			
3			BAE-146-1	804		804			
4			ALL TYPES	3159		3159	3290	3156	95.92
5	COMMUNITY TOTAL	DOMESTIC	B-737-100/200	591		591			
6			B-727-200	2		2			
7			CV-580	1054		1054			
8			DC-9-50	480		480			
9			DC-9-30	941		941			
10			DC-9-10	779		779			
11			DASH-7	2355		2355			
12			BAE-146-1	804		804			
13			ALL TYPES	7006		7006	7249	6972	96.17
14	LANSING (CAPITAL CITY)	PI--DOMESTIC	B-737-100/200	432		432			
15			B-727-200	636		636			
16			B-727-100	1		1			
17			ALL TYPES	1069		1069	1071	1052	98.22
18		RC--DOMESTIC	CV-580	1183	1	1184			
19			DC-9-50	483		483			
20			DC-9-30	417		417			
21			DC-9-10	725		725			
22			ALL TYPES	2608	1	2609	2847	2778	97.57
23		UA--DOMESTIC	B-737-100/200	518		518			
24			B-727-100	27	1	28			
25			B-727-200	549		549			
26			DC-8-71	2		2			
27			ALL TYPES	1094	3	1097	1094	1082	98.90
28	COMMUNITY TOTAL	DOMESTIC	B-737-100/200	950		950			
29			B-727-200	1185		1185			
30			B-727-100	28	1	29			
31			CV-580	1183	1	1184			
32			DC-9-50	483		483			
33			DC-9-30	417		417			
34			DC-9-10	725		725			
35			DC-8-71	2		2			
36			ALL TYPES	4971	4	4975	5012	4912	98.00
37	MARQUETTE (MARQUETTE COUNTY)	RC--DOMESTIC	CV-580	2271		2271			
38			DC-9-50	2		2			
39			DC-9-10	1		1			
40			ALL TYPES	2274		2274	2375	2250	94.73
41	MUSKOGON (MUSKOGON COUNTY)	1W--DOMESTIC	B-727-200	1		1			
42			ALL TYPES	1		1			
43		2W--DOMESTIC	DASH-7	2685		2685			
44			ALL TYPES	2685		2685	2754	2685	97.49
45	COMMUNITY TOTAL	DOMESTIC	B-727-200	1		1			
46			DASH-7	2685		2685			
47			ALL TYPES	2686		2686	2754	2685	97.49
48	PELLSTON (ENNET COUNTY)	RC--DOMESTIC	CV-580	1046		1046			
49			DC-9-50	15		15			
50			DC-9-30	415		415			
51			DC-9-10	2		2			
52			ALL TYPES	1478		1478	1513	1440	95.17
53	SAGINAW/BAY CITY/MIDLAND (TAYLOR CITY)	RC--DOMESTIC	DC-9-50	651	2	653			
54			DC-9-30	1037		1037			
55			DC-9-10	380		380			
56			CV-580	210		210			
57			ALL TYPES	2278	2	2280	2328	2267	97.37
58		UA--DOMESTIC	B-737-100/200	1159		1159			
59			B-727-100	315	1	316			
60			B-727-200	791	11	802			
61			DC-8-71	3		3			
62			ALL TYPES	2265	15	2280	2322	2259	97.28
63	COMMUNITY TOTAL	DOMESTIC	DC-9-50	651	2	653			
64			DC-9-30	1037		1037			
65			DC-9-10	380		380			
66			CV-580	210		210			
67			B-737-100/200	1159		1159			
68			B-727-100	315	1	316			
69			B-727-200	792	11	802			
70			DC-8-71	3		3			
71			ALL TYPES	4543	17	4560	4650	4526	97.33
72	TRAVERSE CITY (CHERRY CAPITAL)	RC--DOMESTIC	CV-580	323		323			
73			DC-9-50	270		270			
74			DC-9-30	1382		1382			
75			DC-9-10	169	1	171			
76			ALL TYPES	2144	3	2147	2193	2110	96.21
77	MINNESOTA								
78	BERIDJ (BERIDJ MUNI)	RC--DOMESTIC	CV-580	941		941	956	925	96.75
79			ALL TYPES	941		941			
80	BRAINERD (BRAINERD-CROW KING CO.)	RC--DOMESTIC	DC-9-30		1	1			
81			CV-580	1940		1940			
82			DC-9-10		1	1			
83			ALL TYPES	1940	2	1950	1985	1945	97.47

TABLE 7
 AIRCRAFT DEPARTURES SCHEDULED AND AIRCRAFT DEPARTURES PERFORMED,
 BY TYPE OF OPERATION, BY AIRCRAFT TYPE, BY COMMUNITY, AND BY CARRIER
 12 MONTHS ENDED DECEMBER 31, 1984

Line No.	Area, state or country Community (Airport name)	Carrier and type of operation	Type of aircraft	Total departures performed			Scheduled departures completed			
				Scheduled service	Non-scheduled service	All services	Number	Percent of departures scheduled		
1	2	3	4	5	6	7	8	9		
1	CHISHOLM/HIBBING (CHISHOLM-HIBBING)	RC--DOMESTIC	CV-580	736		736				
2			DC-9-30	271		271				
3			DC-9-50	184		184				
4			DC-9-10	78		78				
5			ALL TYPES	1269		1269	1288	1249	96.97	
8	DULUTH/SUPERIOR (DULUTH INTERNATIONAL)	CC--DOMESTIC	B-727-200	1		1				
9			ALL TYPES	1		1				
11			RC--DOMESTIC	CV-580	621	2	623			
12				DC-9-50	761	2	763			
13				DC-9-30	860		860			
14	DC-9-10	45		1	46					
15	DC-9-80	14		2	16					
16	B-727-200	2	4	6						
17	ALL TYPES	2303	11	2314	2363	2287	96.78			
19	COMMUNITY TOTAL	DOMESTIC	B-727-200	3	4	7				
20			CV-580	621	2	623				
21			DC-9-50	761	2	763				
22			DC-9-30	860		860				
23			DC-9-10	45	1	46				
24			DC-9-80	14	2	16				
25			ALL TYPES	2304	11	2315	2363	2287	96.78	
26	INTERNATIONAL FALLS (FALLS INTERNATIONAL)	RC--DOMESTIC	DC-9-30	43		43				
27			DC-9-50	91		91				
28			CV-580	586		586				
29			DC-9-10	40		40				
30			ALL TYPES	760		760	766	745	97.25	
31	MINNEAPOLIS/ST. PAUL (MINNEAPOLIS-ST. PAUL INTL)	AA--DOMESTIC	B-727-200	1940		1940				
32			B-727-100	384		384				
33			DC-10-10	1		1				
34			DC-9-80	157		157				
35			ALL TYPES	2482		2482	2519	2462	98.53	
36	AL--DOMESTIC	PC--DOMESTIC	DC-9-30	1322	4	1326				
37			B-727-200	1		1				
38			B-737-100/200	1	3	4				
39			BAC-111-200	1		1				
40			ALL TYPES	1324	7	1331	1339	1324	98.87	
41	CC--DOMESTIC	B-727-200	B-727-200	1024		1024				
42			DC-9-10	38		38				
43			DC-9-30	890		890				
44			DC-10-10	130		130				
45			ALL TYPES	2118		2118	2128	2111	99.20	
46	DL--DOMESTIC	DC-9-30	DC-9-30	114	3	117				
47			B-727-200	1109	3	1112				
48			ALL TYPES	1223	6	1229	1227	1222	99.59	
49			EA--DOMESTIC	DC-9-30	DC-9-30	912		912		
50					B-727-100	170		170		
51	B-727-200	157			1	158				
52	DC-9-50	67				67				
53	ALL TYPES	1466			1	1467	1492	1466	98.25	
54	FL--DOMESTIC	B-737-100/200	B-737-100/200	270		270				
55			DC-9-80	1		1				
56			ALL TYPES	271		271	272	269	98.89	
57			FT--DOMESTIC	*DL-B-63F	*DL-B-63F	62		62		
58					*DC-B-61	50		50		
59	*B-727-100	183				183				
60	*B-747	2				2				
61	ALL TYPES	297				297	283	252	89.04	
62	ML--DOMESTIC	DL-9-10	DL-9-10	538	1	539				
63			DC-9-30	1052		1052				
64			DC-9-80	411		411				
65			ALL TYPES	2801	1	2802	2838	2801	98.69	
66			NB--DOMESTIC	B-727-100	B-727-100	5983	1	5984		
67	B-727-200	23149			25	23174				
68	DC-10-40	5724			98	5822				
69	B-747	953			16	969				
70	ALL TYPES	35673			140	36013	36326	35827	98.62	
71	NB--INTERNATIONAL	B-747	B-747	253		253				
72			ALL TYPES	253		253	244	244	100.00	
73			NB--TOTAL	B-727-100	B-727-100	5983	1	5984		
74					B-727-200	23149	25	23174		
75					DC-10-40	5724	98	5822		
76	B-747	1206			16	1222				
77	ALL TYPES	36126			140	36266	36570	36071	98.63	
78	GL--DOMESTIC	DC-9-10	DC-9-10	499	2	501				
79			DC-9-30	2285	53	2338				
80			DC-9-40	99	5	104				
81			DC-9-80	11		11				
82			ALL TYPES	2894	60	2954	2926	2893	98.07	
83	PA--DOMESTIC	L-1011-500 TR	L-1011-500 TR	304		304				
84			B-747SP	4		4				
85			B-727-200	45	2	47				
86			B-747	2		2				
87			ALL TYPES	340	2	342	367	359	97.82	
88	PE--DOMESTIC	B-737-100/200	B-737-100/200	802		802				
89										
90										
91										
92										

TABLE 7
 AIRCRAFT DEPARTURES SCHEDULED AND AIRCRAFT DEPARTURES PERFORMED,
 BY TYPE OF OPERATION, BY AIRCRAFT TYPE, BY COMMUNITY, AND BY CARRIER
 12 MONTHS ENDED DECEMBER 31, 1984

Line No.	Area, state or country Community (Airport name)	Carrier and type of operation	Type of aircraft	Total departures performed			Scheduled departures		Number of departures performed		
				Scheduled service	Non-scheduled service	All services	Scheduled	Number	Percent of scheduled		
1	2	3	4	5	6	7	8	9			
1	MINNEAPOLIS-ST PAUL INTL	FE--DOMESTIC	(CONT.)								
2			B-727-200	356		356					
3			ALL TYPES	1158		1158	1179	1158	98.21		
4		RC--DOMESTIC	DC-9-50	6980	71	7051					
5			DC-9-30	12095	21	12116					
6			CV-580	6548	31	6579					
7			DC-9-10	5845	19	5864					
8			B-727-200	5375	51	5426					
9			DC-9-80	1921	46	1967					
10		CA--DOMESTIC	ALL TYPES	38764	239	39003	39091	38447	98.35		
11			B-737-100/200	856	1	857					
12			B-727-100	322	11	333					
13			B-727-200	1344	24	1368					
14			DC-10-10	67		67					
15			B-747		3	3					
16			DC-8-71	199	30	229					
17			B-767-200	256		256					
18			DC-10-30	3		3					
19			ALL TYPES	3107	69	3176	3211	3090	96.23		
20		VK--DOMESTIC	*L-188A/C	168		168					
21			*CV-640	57		57					
22			*DC-8-30	1		1					
23		NA--DOMESTIC	ALL TYPES	266		266	257	254	98.83		
24			B-727-200	1136	3	1139					
25			DC-10-10	2		2					
26		ZV--DOMESTIC	ALL TYPES	1138	3	1141	1128	1127	98.91		
27			SWEAR-METRO	300		300					
28			ALL TYPES	300		300	320	299	93.43		
29		Zb--DOMESTIC	DASH-7	571		571					
30			ALL TYPES	571		571	600	571	95.16		
31		COMMUNITY TOTAL	DOMESTIC	B-727-200	35676	109	35785				
32				B-727-100	6894	12	6906				
33				DC-10-10	220		220				
34				DC-9-80	2502	46	2548				
35				DC-9-30	19470	81	19551				
36				B-737-100/200	1968	4	1972				
37				BAC-111-200	1		1				
38				DC-9-10	6920	22	6942				
39				DC-9-50	7047	71	7118				
40				B-757-200	120		120				
41				*DC-8-63F	62		62				
42				*DC-8-61	50		50				
43				*B-727-100	183		183				
44				*B-747	2		2				
45				DC-10-40	5724	98	5822				
46	B-747			955	19	974					
47	*B-747F			64		64					
48	DC-9-40			59	5	104					
49	L-1011-500 TR			304		304					
50	B-747SP			4		4					
51	A-300B			5		5					
52	CV-580			6548	31	6579					
53	DC-8-71			199	30	229					
54	B-767-200			256		256					
55	DC-10-30			3		3					
56	*L-188A/C			168		168					
57	*CV-640			57		57					
58	*DC-8-30			1		1					
59	SWEAR-METRO			300		300					
60	DASH-7			571		571					
61	ALL TYPES			96413	528	96941	97503	95952	98.40		
62	INTERNATIONAL			B-747	253		253				
63				ALL TYPES	253		253	244	244	100.00	
64	TOTAL				B-727-200	35676	109	35785			
65					B-727-100	6894	12	6906			
66					DC-10-10	220		220			
67					DC-9-80	2502	46	2548			
68					DC-9-30	19470	81	19551			
69					B-737-100/200	1968	4	1972			
70					BAC-111-200	1		1			
71					DC-9-10	6920	22	6942			
72					DC-9-50	7047	71	7118			
73					B-757-200	120		120			
74					*DC-8-63F	62		62			
75					*DC-8-61	50		50			
76		*B-727-100	183			183					
77		*B-747	2			2					
78		DC-10-40	5724		98	5822					
79		B-747	1208		19	1227					
80		*B-747F	64			64					
81		DC-9-40	59		5	104					
82		L-1011-500 TR	304			304					
83		B-747SP	4			4					
84		A-300B	5			5					
85		CV-580	6548		31	6579					
86		DC-8-71	199		30	229					
87		B-767-200	256			256					
88		DC-10-30	3			3					
89		*L-188A/C	168			168					
90		*CV-640	57			57					
91		*DC-8-30	1			1					
92		SWEAR-METRO	300			300					
93		DASH-7	571			571					
94		ALL TYPES	96660		528	97188	97747	96196	98.41		
95		ROCHESTER (ROCHESTER MUNI)	NB--DOMESTIC		B-727-100	435		435			
96					B-727-200	944		944			
97					ALL TYPES	1381		1381	1416	1366	96.46
98		OZ--DOMESTIC			DC-9-10	238		238			
99					DC-9-30	1009		1009			
100					DC-9-40	93		93			

TABLE 7
 AIRCRAFT DEPARTURES SCHEDULED AND AIRCRAFT DEPARTURES PERFORMED,
 BY TYPE OF OPERATION, BY AIRCRAFT TYPE, BY COMMUNITY, AND BY CARRIER
 12 MONTHS ENDED DECEMBER 31, 1984

Line No.	Area, state or country (Community (Airport name))	Carrier and type of operation	Type of aircraft	Total departures performed			Scheduled departures completed		
				Scheduled service	Nonscheduled service	All services	Number	Percent of departures included	
1	2	3	4	5	6	7	8	9	
1	ROCHESTER MUNI	GZ--DOMESTIC	(CONT.) ALL TYPES	1300		1300	1345	1295	96.28
2									
3		RC--DOMESTIC	DC-9-50	129		129			
4			DC-9-30	487		487			
5			CV-580	59		59			
6			DC-9-10	884		884			
7			DC-9-80	2		2			
8			ALL TYPES	1561		1561	1598	1552	97.12
9									
10									
11	COMMUNITY TOTAL	DOMESTIC	B-727-100	435		435			
12			B-727-200	946		946			
13			DC-9-10	1122		1122			
14			DC-9-30	1456		1456			
15			DC-9-40	53		53			
16			DC-9-50	129		129			
17			CV-580	59		59			
18			DC-9-80	2		2			
19			ALL TYPES	4242		4242	4359	4213	96.65
20									
21	MISSISSIPPI								
22									
23	COLUMBUS (GOLDEN TRIANGLE REGIONAL)	RC--DOMESTIC	DC-9-10	640		640			
24			DC-9-30	166		166			
25			DC-9-50	6		6			
26			CV-580	1679		1679			
27			ALL TYPES	2491		2491	2510	2470	98.40
28									
29	GREENVILLE (GREENVILLE MUNI)	RC--DOMESTIC	DC-9-10	479		479			
30			DC-9-30	211		211			
31			CV-580	1045		1045			
32			DC-9-50	7		7			
33			ALL TYPES	1742		1742	1747	1730	99.02
34									
35	GULFPORT/BILOXI (GULFPORT MUNI)	1b--DOMESTIC	DC-9-10	188		188			
36			ALL TYPES	188		188	198	188	94.94
37									
38		RC--DOMESTIC	DC-9-10	1458		1458			
39			DC-9-30	616	1	617			
40			DC-9-50	57	3	60			
41			DC-9-80	1	1	2			
42			B-727-200	298	2	300			
43			CV-580	298		298			
44			ALL TYPES	2429	7	2436	2454	2374	96.74
45									
46	COMMUNITY TOTAL	DOMESTIC	DC-9-10	1646		1646			
47			DC-9-30	616	1	617			
48			DC-9-50	57	3	60			
49			DC-9-80	1	1	2			
50			B-727-200	298	2	300			
51			CV-580	298		298			
52			ALL TYPES	2617	7	2624	2652	2562	96.60
53									
54	JACKSON-VICKSBURG (ALLEN C THOMPSON FIELD)	AA--DOMESTIC	B-727-100	57		97			
55			B-727-200	1325		1325			
56			DC-9-80	1		1			
57			ALL TYPES	1423		1423	1430	1423	99.51
58									
59		DL--DOMESTIC	DC-9-30	1820	2	1822			
60			B-727-200	4064	1	4065			
61			B-737-100/200	231		231			
62			DC-8-71	1		1			
63			ALL TYPES	6116	3	6119	6120	6100	99.67
64									
65		EA--DOMESTIC	DC-9-30	485		485			
66			DC-9-50	3		3			
67			ALL TYPES	488		488	498	486	97.59
68									
69		GZ--DOMESTIC	DC-9-30	1		1			
70			ALL TYPES	1		1			
71									
72		UA--DOMESTIC	B-737-100/200	123		123			
73			ALL TYPES	123		123	128	123	96.09
74									
75	COMMUNITY TOTAL	DOMESTIC	B-727-100	97		97			
76			B-727-200	5389	1	5390			
77			DC-9-80	1	1	2			
78			DC-9-30	2308		2308			
79			B-737-100/200	354		354			
80			DC-8-71	1		1			
81			DC-9-50	3		3			
82			ALL TYPES	8151	3	8154	8176	8132	99.46
83									
84	LAUREL/HATTIESBURG (PINEBLT REGIONAL)	RC--DOMESTIC	DC-9-30	16		16			
85			DC-9-10	333		333			
86			CV-580	544		544			
87			DC-9-50	2		2			
88			ALL TYPES	895		895	913	880	96.38
89									
90	MERIDIAN (KEY FIELD)	RC--DOMESTIC	DC-9-30	19		19			
91			DC-9-10	389		389			
92			DC-9-50	2		2			
93			CV-580	789		789			
94			ALL TYPES	1199		1199	1223	1188	97.13
95									
96	TJPILO (C. D. LERONS MUNI)	RC--DOMESTIC	CV-580	825		825			
97			DC-9-10	1		1			
98			ALL TYPES	826		826	857	823	96.03
99									
100	MISSOURI								
101									
102	BI-STATE PARKS (BI-STATE PARKS APT)	ZV--DOMESTIC	SWEAR-METRO	815		815			
103									

TABLE 7
 AIRCRAFT DEPARTURES SCHEDULED AND AIRCRAFT DEPARTURES PERFORMED,
 BY TYPE OF OPERATION, BY AIRCRAFT TYPE, BY COMMUNITY, AND BY CARRIER
 12 MONTHS ENDED DECEMBER 31, 1984

Line No.	Area, state or country Community (Airport name)	Carrier and type of operation	Type of aircraft	Total departures performed			Departures scheduled	Schedule of departures completed	
				Scheduled service	Nonscheduled service	All services		Number	Percent of departures scheduled
1	2	3	4	5	6	7	8	9	
1	MI-STATE PARKS ARPT	2V--DOMESTIC	(CONT.) ALL TYPES	815		815	915	791	86.44
3	CAPE GIRARDEAU/SKESTON (CAPE GIRARDEAU MUNI)	RL--DOMESTIC	BH-99 SWEAR-METRO ALL TYPES	82 451 533		82 451 533	598	533	89.13
9	COLUMBIA/JEFFERSON CITY (COLUMBIA REGIONAL)	CZ--DOMESTIC	DC-9-10 DC-9-30 DC-9-40 ALL TYPES	393 993 29 1415	16 2 18	393 1009 31 1433	1445	1407	97.37
15		RL--DOMESTIC	SWEAR-METRO ALL TYPES	292 252		292 292	298	292	97.98
17		2V--DOMESTIC	SWEAR-METRO ALL TYPES	872 872		872 872	901	871	96.67
21	COMMUNITY TOTAL	DOMESTIC	DC-9-10 DC-9-30 DC-9-40 SWEAR-METRO ALL TYPES	393 993 29 1164 2579	16 2 18	393 1009 31 1164 2597	2644	2570	97.20
27	JOPLIN (JOPLIN MUNICIPAL)	FL--DOMESTIC	B-737-100/200 ALL TYPES	522 522		522 522	527	521	98.86
31		CZ--DOMESTIC	DC-9-10 DC-9-30 DC-9-40 ALL TYPES	259 479 14 752		259 479 14 752	751	747	99.46
35		2V--DOMESTIC	SWEAR-METRO ALL TYPES	2013 2013		2013 2013	2064	2009	97.33
39	COMMUNITY TOTAL	DOMESTIC	B-737-100/200 DC-9-10 DC-9-30 DC-9-40 SWEAR-METRO ALL TYPES	522 259 479 14 2013 3287		522 259 479 14 2013 3287	3342	3277	98.05
45	KANSAS CITY (INTERNATIONAL)	AA--DOMESTIC	B-727-200 B-727-100 DC-9-80 DC-10-10 ALL TYPES	1021 504 1334 1 2860		1021 504 1334 1 2860	2886	2860	99.09
51		AL--DOMESTIC	DC-9-30 B-737-100/200 B-727-200 ALL TYPES	917 62 2 981	2 7 2 9	919 69 2 990	984	980	99.59
57		BA--DOMESTIC	B-727-200 ALL TYPES	703 703	2 2	705 705	702	701	99.85
63		CB--DOMESTIC	B-727-100 ALL TYPES	666 666		666 666	693	666	96.10
69		CC--DOMESTIC	B-727-200 B-727-100 DC-9-10 DC-9-30 DC-10-10 DC-9-80 ALL TYPES	563 82 450 929 2 4 2070		563 82 490 929 2 4 2070	2035	2004	98.47
75		DL--DOMESTIC	DC-9-30 B-727-200 B-737-100/200 L-1011/100/20 ALL TYPES	1476 875 1325 1 3677	1	1476 876 1325 1 3678	3698	3674	99.35
81		EA--DOMESTIC	B-727-200 DC-9-30 B-727-100 A-300B DC-9-50 L-1011/100/20 B-757-200 ALL TYPES	5184 1900 5640 2 46 1 1 12774	3	5187 1900 5640 2 46 1 1 12777	12891	12764	99.01
87		EZ--DOMESTIC	*B-727-100 *DC-8-61 *DC-8-63 *DC-8-73 ALL TYPES	19 4 48 17 23	118 3 48 17 186	137 7 48 17 209	23	23	100.00
93		FL--DOMESTIC	B-737-100/200 DC-9-80 ALL TYPES	1926 153 2079		1926 153 2079	2100	2068	98.47
99		FT--DOMESTIC	*B-727-100 *B-747 ALL TYPES	235 1 236		235 1 236	251	235	93.62
105		HP--DOMESTIC	B-737-100/200 ALL TYPES	1069 1069		1069 1069	1072	1064	99.25
111		RL--DOMESTIC	DC-9-10 DC-9-30 DC-9-80 ALL TYPES	2212 136 2 2470	4 3 7	2316 159 2 2477	2506	2470	98.56
117		NA--DOMESTIC	B-727-100 B-727-200 ALL TYPES	710 204 914		710 204 914	939	912	97.12

TABLE 7
AIRCRAFT DEPARTURES SCHEDULED AND AIRCRAFT DEPARTURES PERFORMED,
BY TYPE OF OPERATION, BY AIRCRAFT TYPE, BY COMMUNITY, AND BY CARRIER
12 MONTHS ENDED DECEMBER 31, 1984

Line No.	Area, state or country Community (Airport name)	Carrier and type of operation	Type of aircraft	Total departures performed			Departures scheduled	Scheduled departures completed	
				Scheduled service	Non-scheduled service	All services		Number	Percent of departures scheduled
1	2	3	4	5	6	7	8	9	
1	INTERNATIONAL	(CONT.)							
2		GZ--DOMESTIC	DC-9-10	200	7	207			
3			DC-9-30	1901	58	1959			
4			DC-9-40	374	13	387			
5			ALL TYPES	2475	78	2553	2505	2463	98.32
6		PA--DOMESTIC	B-727-200	347	2	349			
7			B-727-100	8		8			
8			L-1011-500 TR	3		3			
9			ALL TYPES	358	2	360	366	355	96.99
10		G5--DOMESTIC	DC-8-62	42		42			
11			B-727-100	510		510			
12			B-727-200	50		50			
13			DC-9-10	72		72			
14			ALL TYPES	674		674	679	672	98.96
15		RC--DOMESTIC	CV-580	88	1	89			
16			DC-9-10	1993	4	1997			
17			DC-9-50	2293	3	2296			
18			DC-9-30	1935	14	1949			
19			B-727-200	6		6			
20			ALL TYPES	6315	22	6337	6336	6274	99.02
21		Tb--DOMESTIC	B-727-100	2420	1	2421			
22			B-727-200	5236	13	5249			
23			L-1011/100/20	332		332			
24			B-767-200	370		370			
25			DC-9-80	849		849			
26			B-747SP	2		2			
27			B-747	1		1			
28			ALL TYPES	9210	14	9224	9280	9120	98.27
29		UA--DOMESTIC	B-737-100/200	1686		1686			
30			B-727-100	547	9	556			
31			B-727-200	1499	23	1522			
32			DC-10-10	46	1	47			
33			B-747	2		2			
34			DC-8-71	212	17	229			
35			B-767-200	177		177			
36			*DC-8-50F	1		1			
37			DC-10-30	1		1			
38			ALL TYPES	4171	50	4221	4240	4127	97.33
39		WA--DOMESTIC	B-727-200	733	1	734			
40			B-737-100/200	2		2			
41			ALL TYPES	735	1	736	730	728	99.72
42		WN--DOMESTIC	B-737-100/200	1535		1535			
43			B-727-200	503		503			
44			ALL TYPES	2038		2038	2053	2038	99.26
45		NC--DOMESTIC	DC-10-30CF	311		311			
46			DC-10-30	552		552			
47			DC-10-10	179		179			
48			ALL TYPES	1042		1042	1084	1031	94.93
49		ZV--DOMESTIC	SWEAR-METRO	16905	4	16909			
50			ALL TYPES	16905	4	16909	17421	16798	96.42
51		AIRPORT TOTAL	DOMESTIC	B-727-200	16926	45	16971		
52			B-727-100	11087	10	11097			
53			DC-9-80	2342		2342			
54			DC-10-10	228	1	229			
55			DC-9-30	9214	77	9291			
56			B-737-100/200	7605	7	7612			
57			DC-9-10	5067	15	5082			
58			L-1011/100/20	334		334			
59			A-300B	2		2			
60			DC-9-50	2339	3	2342			
61			B-757-200	1		1			
62			*B-727-100	254	118	372			
63			*DC-8-61	4	3	7			
64			*DC-8-63		48	48			
65			*DC-8-73		17	17			
66			*B-747		1	1			
67			DC-9-40	374	13	387			
68			L-1011-500 TR	3		3			
69			DC-8-62	42		42			
70			CV-580	88	1	89			
71			B-767-200	547		547			
72			B-747SP	2		2			
73			B-747	3		3			
74			DC-8-71	212	17	229			
75			*DC-8-50F	1		1			
76			DC-10-30	553		553			
77			DC-10-30CF	311		311			
78			SWEAR-METRO	16905	4	16909	75476	74027	98.08
79			ALL TYPES	74445	379	74824			
80		(KANSAS CITY MUNI)	VR--DOMESTIC	*L-188A/C	494	494			
81			*CV-440	221		221			
82			*DC-8-50F	23		23			
83			*DC-8	60		60			
84			*DC-8-30	187		187			
85			*DC-8-10	25		25			
86			*L-100-10	2		2			
87			*DC-8-62	22		22			
88			ALL TYPES	1034		1034	257	257	100.00
89		ZV--DOMESTIC	SWEAR-METRO	2549	1	2550			
90			ALL TYPES	2549	1	2550	2782	2530	90.94
91		AIRPORT TOTAL	DOMESTIC	*L-188A/C	494	494			
92			*CV-440	221		221			
93			*DC-8-50F	23		23			
94			*DC-8	60		60			
95			*DC-8-30	187		187			
96			*DC-8-10	25		25			
97			*L-100-10	2		2			
98			*DC-8-62	22		22			
99			ALL TYPES	2549	1	2550			
100			SWEAR-METRO	2549	1	2550			
101			ALL TYPES	2549	1	2550			
102			*L-188A/C	494		494			
103			*CV-440	221		221			
104			*DC-8-50F	23		23			
105			*DC-8	60		60			
106			*DC-8-30	187		187			
107			*DC-8-10	25		25			
108			*L-100-10	2		2			
109			*DC-8-62	22		22			
110			SWEAR-METRO	2549	1	2550			
111			ALL TYPES	2549	1	2550			
112									

TABLE 7
 AIRCRAFT DEPARTURES SCHEDULED AND AIRCRAFT DEPARTURES PERFORMED,
 BY TYPE OF OPERATION, BY AIRCRAFT TYPE, BY COMMUNITY, AND BY CARRIER
 12 MONTHS ENDED DECEMBER 31, 1984

Line No.	Area, state or country Community (Airport name)	Carrier and type of operation	Type of aircraft	Total departures performed			Scheduled departures completed		
				Scheduled service	Nonscheduled service	All services	Departures scheduled	Number	Percent of departures scheduled
1	2	3	4	5	6	7	8	9	
1	AIRPORT TOTAL	DOMESTIC	(CONT.) ALL TYPES	3563	1	3564	3039	2787	91.70
2									
3	COMMUNITY TOTAL BY CARRIER	AA--DOMESTIC	OC-9-80 B-727-100 B-727-200 DC-10-10 ALL TYPES	1334 504 1021 1 2860		1334 504 1021 1 2860	2886	2860	99.09
4		AL--DOMESTIC	B-737-100/200 DC-9-30 B-727-200 ALL TYPES	62 917 2 981	7 2 9	69 919 11 990	984	980	99.59
5		BN--DOMESTIC	B-727-200 ALL TYPES	703 703	2 2	705 705	702	701	99.85
6		CB--DOMESTIC	B-727-100 ALL TYPES	666 666		666 666	693	666	96.10
7		CC--DOMESTIC	DC-9-10 DC-9-30 DC-9-80 B-727-100 B-727-200 DC-10-10 ALL TYPES	490 929 4 82 563 2 2070		490 929 4 82 563 2 2070	2035	2004	98.47
8		DL--DOMESTIC	B-737-100/200 DC-9-30 B-727-200 L-1011/100/20 ALL TYPES	1325 1476 875 1 3677		1325 1476 876 1 3678	3698	3674	99.35
9		EA--DOMESTIC	B-757-200 DC-9-30 DC-9-50 A-300B B-727-100 B-727-200 L-1011/100/20 ALL TYPES	1 1900 46 2 5640 5184 1 12774		1 1900 46 2 5640 5187 1 12777	12891	12764	99.01
10		EZ--DOMESTIC	*B-727-100 *DC-8-41 *DC-8-63 *DC-8-73 ALL TYPES	19 4 4 23	118 3 48 186	137 7 48 205	23	23	100.00
11		FL--DOMESTIC	B-737-100/200 DC-9-80 ALL TYPES	1926 153 2079		1926 153 2079	2100	2068	98.47
12		FT--DOMESTIC	*B-727-100 *B-747 ALL TYPES	235 1 236		235 1 236	251	235	93.62
13		HP--DOMESTIC	B-737-100/200 ALL TYPES	1069 1069		1069 1069	1072	1064	99.25
14		HL--DOMESTIC	DC-9-10 DC-9-30 DC-9-80 ALL TYPES	2312 156 2 2470	4 3 7	2316 159 2 2477	2506	2470	98.56
15		HB--DOMESTIC	B-727-100 B-727-200 ALL TYPES	710 204 914		710 204 914	939	912	97.12
16		CI--DOMESTIC	DC-9-10 DC-9-30 DC-9-40 ALL TYPES	200 1901 374 2475	7 58 13 78	207 1959 387 2553	2505	2463	98.32
17		PA--DOMESTIC	B-727-100 B-727-200 L-1011-500 TR ALL TYPES	8 347 3 358		8 349 3 360	366	355	96.99
18		QJ--DOMESTIC	DC-9-10 B-727-100 B-727-200 DC-8-62 ALL TYPES	72 510 50 42 674		72 510 50 42 674	679	672	98.96
19		RC--DOMESTIC	CV-580 DC-9-10 DC-9-30 DC-9-50 B-727-7 ALL TYPES	88 1993 1935 2293 6 6315	1 4 14 3 22	89 1997 1949 2296 6 6337	6336	6276	99.02
20		TD--DOMESTIC	B-747-200 DC-9-80 B-727-100 B-727-200 L-1011/100/20 B-747 B-747SP ALL TYPES	370 849 2420 5256 332 1 2 9210		370 849 2421 5269 332 1 2 9224	9280	9120	98.27
21		UA--DOMESTIC	B-737-100/200 B-747-200 B-727-100 B-727-200 DC-10-30 DC-10-80 B-747 *DC-8-60F DC-8-71 ALL TYPES	1686 177 947 1499 46 1 2 1 212 4171		1686 177 947 1499 46 1 2 1 229 4221	4240	4127	97.33

TABLE 7
 AIRCRAFT DEPARTURES SCHEDULED AND AIRCRAFT DEPARTURES PERFORMED,
 BY TYPE OF OPERATION, BY AIRCRAFT TYPE, BY COMMUNITY, AND BY CARRIER
 12 MONTHS ENDED DECEMBER 31, 1964

Line No	Aircraft Community (Airport name)	Carrier and type of operation	Type of aircraft	Total departures performed			Departures scheduled	Scheduled departures completed	
				Scheduled service	Nonscheduled service	All services		Number	Percent of departures scheduled
1	2	3	4	5	6	7	8	9	
1	COMMUNITY TOTAL BY CARRIER	(CONT.)							
2		VE—DOMESTIC	*DC-6 *CV-640 *L-188A/C *L-100-10 *DC-8-10 *DC-9-30 *DC-8-50F *DC-8-62 ALL TYPES	60 221 494 2 25 187 23 22 1034		60 221 494 2 25 187 23 22 1034	257	257	100.00
11		NA—DOMESTIC	B-737-100/200 B-727-200 ALL TYPES	2 733 735	1 1	2 734 734	730	728	99.72
16		NA—DOMESTIC	B-737-100/200 B-727-200 ALL TYPES	1535 503 2038		1535 503 2038	2053	2038	99.26
20		NC—DOMESTIC	DC-10-10 DC-10-30 DC-10-30CF ALL TYPES	179 552 311 1042		179 552 311 1042	1086	1031	94.93
24		ZV—DOMESTIC	SWEAR-METRO ALL TYPES	19454 19454	5 5	19459 19459	20203	19328	95.66
28	COMMUNITY TOTAL	DOMESTIC	B-727-200 B-727-100 DC-9-80 DC-10-10 DC-9-30 B-737-100/200 DC-9-10 L-1011/100/20 A-300B DC-9-30 B-757-200 *B-727-100 *DC-8-61 *DC-8-63 *DC-8-73 *B-747 DC-9-40 L-1011-500 TR DC-8-62 CV-580 B-767-200 B-747SP B-747 DC-8-71 *DC-8-50F DC-10-30 DC-10-30CF SWEAR-METRO *L-188A/C *CV-640 *DC-6 *DC-8-30 *DC-9-10 *L-100-10 *DC-8-62 ALL TYPES	16926 11087 2342 228 9214 7605 5067 334 2 2339 1 294 4 48 17 1 374 3 42 80 547 2 3 212 24 553 311 19454 494 221 60 187 25 2 22 78028	45 10 1 1 77 7 15 2 3 118 3 48 17 13 1 1 17 24 553 311 5 494 221 60 187 25 2 22 380	16971 11097 2342 229 9291 7612 5082 334 2 2342 1 372 7 48 17 1 387 3 42 89 547 2 3 229 24 553 311 19459 494 221 60 187 25 2 22 78408	78515	76814	97.83
64	ST. LOUIS (LAMBERT-ST LOUIS MUNI)	AA—DOMESTIC	B-727-100 B-727-200 DC-9-80 B-767-200 ALL TYPES	485 1392 84 1 1962	1	485 1393 84 1 1963	1980	1962	99.09
71		AL—DOMESTIC	BAC-111-200 DC-9-30 B-737-100/200 B-727-200 ALL TYPES	299 696 1 1 996	3 4 1 8	299 699 5 1 1004	1013	996	98.32
77		CB—DOMESTIC	B-727-100 B-727-200 ALL TYPES	2044 468 2512		2044 468 2512	2609	2512	96.28
81		CC—DOMESTIC	DC-10-10 ALL TYPES	1 1		1 1			
85		DL—DOMESTIC	DC-9-30 B-727-200 B-737-100/200 DC-8-71 ALL TYPES	3025 537 8 1 4371	2 3	3027 540 8 1 4376	4488	4364	99.04
91		EA—DOMESTIC	DC-9-30 B-727-100 B-727-200 L-1011/100/20 DC-9-30 B-757-200 ALL TYPES	1832 290 22 1 689 1 2835	1 2 2 2 5	1833 290 24 1 691 1 2840	2899	2820	97.27
96		FL—DOMESTIC	B-737-100/200 DC-9-80 ALL TYPES	2350 76 2436		2350 76 2436	2470	2430	98.38
102		FT—DOMESTIC	*B-727-100 *DC-8-63F ALL TYPES	463 1 464		463 1 464	502	462	92.03
107		PL—DOMESTIC	DC-9-10 DC-9-30 DC-9-80 ALL TYPES	10 149 94 213	1 1	11 149 94 214	220	213	96.81
112		RB—DOMESTIC	B-727-100	887		887			

TABLE 7
 AIRCRAFT DEPARTURES SCHEDULED AND AIRCRAFT DEPARTURES PERFORMED,
 BY TYPE OF OPERATION, BY AIRCRAFT TYPE, BY COMMUNITY, AND BY CARRIER
 12 MONTHS ENDED DECEMBER 31, 1964

Line No.	Area, state or country Community (Airport name)	Carrier and type of operation	Type of aircraft	Total departures performed			Departures scheduled	Scheduled departures completed	
				Scheduled service	Nonscheduled service	All services		Number	Percent of departures scheduled
				4	5	6	7	8	9
1	LAMBERT-ST LOUIS MUNI	AW--DOMESTIC	(CONT.)						
2			B-727-200	61	1	62			
3			ALL TYPES	948	1	949	977	964	96.62
4		CZ--DOMESTIC	DC-9-10	4862	17	4879			
5			DC-9-30	32939	362	33301			
6			DC-9-40	2692	73	2765			
7			DC-9-80	50	1	51			
8			ALL TYPES	42583	453	43036	43299	42504	98.16
9		PA--DOMESTIC	B-727-200	680	3	683			
10			B-727-100	17		17			
11			L-1011-500 TR	6		6			
12			ALL TYPES	703	3	706	732	704	96.17
13		AC--DOMESTIC	DC-9-30	243	2	245			
14			DC-9-10	2112	4	2116			
15			DC-9-50	52	1	53			
16			CV-580	3	1	4			
17			B-727-200	2430	2	2440	2479	2420	97.62
18			ALL TYPES		10				
19		RL--DOMESTIC	BH-99	1022		1022			
20			SWEAR-METRO	3006		3006			
21			FH-227	253		253			
22			ALL TYPES	4281		4281	4465	4281	95.07
23		SI--DOMESTIC	DC-9-80	1019		1019			
24			ALL TYPES	1019		1019	1040	1019	97.98
25		TV--DOMESTIC	B-747-200	65	70	135			
26			DC-8-63	1	8	9			
27			L-100-30		31	31			
28			ALL TYPES	66	109	175	66	63	95.45
29		YB--DOMESTIC	B-727-100	13810		13810			
30			B-727-200	23305	1	23306			
31			L-1011/100/20	6910		6910			
32			B-747	341		341			
33			B-747-200	3738		3738			
34			DC-9-80	9846		9846			
35			ALL TYPES	57950	1	57951	59001	57916	98.16
36		LA--DOMESTIC	B-727-100	1317	17	1334			
37			B-727-200	575	13	588			
38			B-737-100/200	1097		1097			
39			B-747	2	3	5			
40			DC-8-71		12	12			
41			DC-10-10	1		1			
42			B-747-200	1		1			
43			ALL TYPES	2993	45	3038	3109	2982	95.91
44		VR--DOMESTIC	*L-188A/C	193		193			
45			*CV-640	223		223			
46			*DC-6	198		198			
47			*DC-8-30	166		166			
48			*DC-8-10	54		54			
49			*L-100-10	4		4			
50			*DC-8-50F	3		3			
51			*DC-8-62	6		6			
52			ALL TYPES	847		847	257	257	100.00
53		WA--DOMESTIC	B-727-200	710		710			
54			B-737-100/200	17		17			
55			ALL TYPES	727		727	731	725	99.17
56		ZB--DOMESTIC	SWEAR-METRO	150		150			
57			ALL TYPES	150		150	169	150	86.75
58		COMMUNITY TOTAL	DOMESTIC	B-727-100	18890	17	18867		
59			B-727-200	27750	27	27777			
60			DC-9-80	11169	1	11170			
61			B-747-200	3740		3740			
62			BAC-111-200	299		299			
63			DC-9-30	39704	370	40074			
64			B-737-100/200	3481	4	3485			
65			DC-10-10	2		2			
66			DC-8-71	1	12	13			
67			L-1011/100/20	6911		6911			
68			DC-9-50	741	3	744			
69			B-737-200	1		1			
70			B-727-100	463		463			
71			*DC-8-63F	1		1			
72			DC-9-10	8984	22	9006			
73			DC-9-40	2692	73	2765			
74			L-1011-500 TR	6		6			
75			CV-580	3	1	4			
76			BH-99	1022		1022			
77			SWEAR-METRO	3156		3156			
78			FH-227	253		253			
79			B-747-200	65	70	135			
80			DC-8-63	1	8	9			
81			L-100-30		31	31			
82			B-747	343	3	346			
83			*L-188A/C	193		193			
84			*CV-640	223		223			
85			*DC-6	198		198			
86			*DC-8-30	166		166			
87			*DC-8-10	54		54			
88			*L-100-10	4		4			
89			*DC-8-50F	3		3			
90			*DC-8-62	6		6			
91			ALL TYPES	130485	642	131127	132426	129726	97.96
92		SPRINGFIELD (SPRINGFIELD MUNI)	FL--DOMESTIC	B-737-100/200	1057		1057		
93				DC-9-80	17		17		
94				ALL TYPES	1074		1074	1074	98.35
95			OZ--DOMESTIC	DC-9-10	388		388		
96				DC-9-30	1760	5	1765		
97				DC-9-40	266		266		

TABLE 7
 AIRCRAFT DEPARTURES SCHEDULED AND AIRCRAFT DEPARTURES PERFORMED,
 BY TYPE OF OPERATION, BY AIRCRAFT TYPE, BY COMMUNITY, AND BY CARRIER
 12 MONTHS ENDED DECEMBER 31, 1984

Line No.	Area, state or country Community (Airport name)	Carrier and type of operation	Type of aircraft	Total departures performed			Departures scheduled	Scheduled departures completed		
				Scheduled service	Non-scheduled service	All services		Number	Percent of departures scheduled	
1	2	3	4	5	6	7	8	9		
1	SPRINGFIELD MUNI	GZ--DOMESTIC	(CONT.)							
2			ALL TYPES	2294	5	2299	2336	2277	97.67	
3		ZY--DOMESTIC	SWEAR-METRO	2481		2481				
4			ALL TYPES	2481		2481	2541	2471	97.24	
5		COMMUNITY TOTAL	DOMESTIC	B-737-100/200	1057		1057			
6				DC-9-80	17		17			
7				DC-9-10	388		388			
8				DC-9-30	1700	5	1705			
9				DC-9-40	206		206			
10				SWEAR-METRO	2481		2481	5969	5822	97.53
11				ALL TYPES	5849	5	5854			
12		MONTANA								
13		BILLINGS (LOGAN FLD.)	DL--DOMESTIC	B-767-200	1		1			
14	ALL TYPES			1		1				
15	FL--DOMESTIC		B-737-100/200	2885		2885	2918	2882	98.76	
16			ALL TYPES	2885		2885				
17	N8--DOMESTIC		B-727-200	2890		2890				
18			B-727-100	1		1	2917	2890	99.07	
19	ALL TYPES		B-727-200	2891		2891				
20			ALL TYPES	2891		2891				
21	UA--DOMESTIC		B-727-100	276		276				
22			B-727-200	6	2	8				
23		B-737-100/200	755		755					
24		ALL TYPES	1037	2	1039	1079	1036	96.01		
25	N8--DOMESTIC	B-737-100/200	1356		1356					
26		B-727-200	15	1	16					
27		ALL TYPES	1411	1	1412	1427	1407	98.59		
28		ALL TYPES	1411	1	1412					
29	COMMUNITY TOTAL	DOMESTIC	B-767-200	1		1				
30			B-737-100/200	5036		5036				
31			B-727-200	2911	3	2914				
32			B-727-100	277		277				
33			ALL TYPES	8225	3	8228	8361	8215	98.48	
34	BOZEMAN (GALLATIN FLD.)	FL--DOMESTIC	B-737-100/200	1003		1003				
35			ALL TYPES	1003		1003	1024	1001	97.75	
36		N8--DOMESTIC	B-727-200	752		752				
37			ALL TYPES	752		752	752	745	99.06	
38		N8--DOMESTIC	B-737-100/200	1544		1544				
39	B-727-200		1		1	1555	1541	99.09		
40	ALL TYPES	B-737-100/200	1545		1545					
41		ALL TYPES	1545		1545					
42	COMMUNITY TOTAL	DOMESTIC	B-737-100/200	2547		2547				
43			B-727-200	753		753				
44			ALL TYPES	3300		3300	3331	3287	98.67	
45	BUTTE (SILVER BOW COUNTY)	N8--DOMESTIC	B-727-200	15		15				
46			ALL TYPES	15		15	16	15	93.75	
47		N8--DOMESTIC	B-737-100/200	1135		1135	1164	1132	97.25	
48	ALL TYPES	B-737-100/200	1135		1135					
49		ALL TYPES	1135		1135					
50	COMMUNITY TOTAL	DOMESTIC	B-727-200	15		15				
51			B-737-100/200	1135		1135				
52			ALL TYPES	1150		1150	1180	1147	97.20	
53	GREAT FALLS (GREAT FALLS INTERNATIONAL)	FL--DOMESTIC	B-737-100/200	1105		1105				
54			ALL TYPES	1105		1105	1118	1103	98.65	
55		N8--DOMESTIC	B-727-200	1901		1901				
56			B-727-100	1		1				
57			DC-10-40	1		1	1915	1899	99.16	
58		ALL TYPES	B-737-100/200	1903		1903				
59			ALL TYPES	1903		1903				
60		UA--DOMESTIC	B-737-100/200	352		352				
61			DC-10-10	1		1	364	352	96.70	
62		ALL TYPES	B-737-100/200	353		353				
63	ALL TYPES		353		353					
64	N8--DOMESTIC	B-737-100/200	639		639					
65		B-727-200	1182		1182	1843	1818	98.64		
66		ALL TYPES	1821		1821					
67	COMMUNITY TOTAL	DOMESTIC	B-737-100/200	2096		2096				
68			B-727-200	3083		3083				
69			B-727-100	1		1				
70			DC-10-40	1		1				
71			DC-10-10	1		1				
72			ALL TYPES	5182		5182	5240	5172	98.70	
73	HELENA (HELENA)	FL--DOMESTIC	B-737-100/200	779		779				
74			ALL TYPES	779		779	815	779	95.58	
75		N8--DOMESTIC	B-727-200	728		728				
76			ALL TYPES	728		728	732	726	99.18	
77		N8--DOMESTIC	B-737-100/200	901		901				
78	B-727-200		1		1					
79	ALL TYPES	B-737-100/200	902		902	910	899	98.79		
80		ALL TYPES	902		902					
81	COMMUNITY TOTAL	DOMESTIC	B-737-100/200	1680		1680				
82			B-727-200	729		729	2457	2404	97.84	
83			ALL TYPES	2409		2409				
84	KALISPELL (GLACIER PARK INTL)	FL--DOMESTIC	B-737-100/200	804		804				
85			ALL TYPES	804		804	823	803	97.56	

TABLE 7
 AIRCRAFT DEPARTURES SCHEDULED AND AIRCRAFT DEPARTURES PERFORMED,
 BY TYPE OF OPERATION, BY AIRCRAFT TYPE, BY COMMUNITY, AND BY CARRIER
 12 MONTHS ENDED DECEMBER 31, 1984

Line No.	Area, state or country Community (Airport name)	Carrier and type of operation	Type of aircraft	Total departures performed			Departures scheduled	Scheduled departures completed	
				Scheduled service	Nonscheduled service	All services		Number	Percent of departures scheduled
1	2	3	4	5	6	7	8	9	
1	GLACIER PARK INTL	(CGNT.)							
2		NA--DOMESTIC	B-737-100/200	716	7	716			
3			B-727-200			7			
4			ALL TYPES	716	7	723	728	716	98.35
5	COMMUNITY TOTAL	DOMESTIC	B-737-100/200	1520		1520			
6			B-727-200		7	7			
7			ALL TYPES	1520	7	1527	1551	1519	97.93
8	MISSOULA (JUNNSUN - BELL FIELD)	FL--DOMESTIC	B-737-100/200	1422		1422			
9			ALL TYPES	1422		1422	1469	1422	96.80
10		NA--DOMESTIC	B-727-200	1438		1438			
11			B-727-100	1		1			
12			ALL TYPES	1439		1439	1458	1433	98.28
13		NA--DOMESTIC	B-737-100/200	1459		1459			
14			B-727-200	2		2			
15			ALL TYPES	1461		1461	1495	1456	97.39
16	COMMUNITY TOTAL	DOMESTIC	B-737-100/200	2881		2881			
17			B-727-200	1440		1440			
18			B-727-100	1		1			
19			ALL TYPES	4322		4322	4422	4311	97.48
20	WEST YELLOWSTONE (YELLOWSTONE)	FL--DOMESTIC	B-737-100/200	282		282			
21			ALL TYPES	282		282	287	282	98.25
22	NEBRASKA								
23	GRAND ISLAND (GRAND ISLAND AIR PARK)	FL--DOMESTIC	B-737-100/200	1026		1026			
24			ALL TYPES	1026		1026	1057	1023	96.78
25		ZW--DOMESTIC	SMEAR-METRO	763		763			
26			ALL TYPES	763		763	781	758	97.05
27	COMMUNITY TOTAL	DOMESTIC	B-737-100/200	1026		1026			
28			SMEAR-METRO	763		763			
29			ALL TYPES	1789		1789	1838	1781	96.89
30	LINCOLN (LINCOLN MUNI)	FL--DOMESTIC	B-737-100/200	1741		1741			
31			DC-9-80	153		153			
32			ALL TYPES	1894		1894	1936	1892	97.72
33		LA--DOMESTIC	B-737-100/200	767		767			
34			B-727-100	436	2	438			
35			B-727-200	907	2	909			
36			DC-8-71	2		2			
37			B-767-200	1		1			
38			ALL TYPES	2133	4	2137	2160	2121	98.19
39		ZV--DOMESTIC	SMEAR-METRO	2880		2880			
40			ALL TYPES	2880		2880	2983	2879	96.51
41	COMMUNITY TOTAL	DOMESTIC	B-737-100/200	2528		2528			
42			DC-9-80	153		153			
43			B-727-100	436	2	438			
44			B-727-200	907	2	909			
45			DC-8-71	2		2			
46			B-767-200	1		1			
47			SMEAR-METRO	2880		2880			
48			ALL TYPES	6907	4	6911	7079	6892	97.35
49	NORTH PLATTE (LEE BIRD FIELD)	FL--DOMESTIC	B-737-100/200	978		978			
50			ALL TYPES	978		978	1013	977	96.44
51	OMAHA (EPPLEY AIRFIELD)	AA--DOMESTIC	B-727-100	782		782			
52			B-727-200	1438		1438			
53			DC-10-10	2		2			
54			ALL TYPES	2222		2222	2276	2219	97.49
55		CC--DOMESTIC	B-727-200	17		17			
56			DC-9-10	1088		1088			
57			DC-9-30	52		52			
58			B-727-100	2		2			
59			DC-9-80	1		1			
60			ALL TYPES	1160		1160	1170	1142	97.60
61		EA--DOMESTIC	DC-9-30	722		722			
62			B-727-200	119		119			
63			DC-9-50	302		302			
64			ALL TYPES	1143		1143	1157	1141	98.61
65		FL--DOMESTIC	B-737-100/200	2215		2215			
66			DC-9-80	236		236			
67			ALL TYPES	2451		2451	2521	2450	97.18
68		HP--DOMESTIC	B-737-100/200	1375		1375			
69			ALL TYPES	1375		1375	1389	1373	98.84
70		NA--DOMESTIC	B-727-200	1051		1051			
71			B-727-100	797		797			
72			ALL TYPES	1848		1848	1888	1842	97.56
73		GD--DOMESTIC	DC-9-10	65		65			
74			ALL TYPES	65		65	66	65	98.48
75		GZ--DOMESTIC	DC-9-10	14		14			
76			DC-9-30	986	10	996			
77			DC-9-40	94	22	116			
78			ALL TYPES	1094	32	1126	1107	1084	97.92
79		RC--DOMESTIC	DC-9-50	94	13	107			
80			DC-9-30	1086		1086			
81			CV-580	120		120			

TABLE 7
 AIRCRAFT DEPARTURES SCHEDULED AND AIRCRAFT DEPARTURES PERFORMED,
 BY TYPE OF OPERATION, BY AIRCRAFT TYPE, BY COMMUNITY, AND BY CARRIER
 12 MONTHS ENDED DECEMBER 31, 1984

Line No.	Area, state or country Community (Airport name)	Carrier and type of operation	Type of aircraft	Total departures performed			Departures scheduled	Scheduled departures completed	
				Scheduled service	Nonscheduled service	All services		Number	Percent of departures scheduled
1	2	3	4	5	6	7	8	9	
1	APPLEY AIRFIELD	RC--DOMESTIC	(CONT.)						
2			DC-9-10	1152	1	1153			
3			B-727-200		1	1			
4			ALL TYPES	2450	15	2465	2473	2439	98.62
5		TN--DOMESTIC	B-727-100	375		375			
6			B-727-200	721		721			
7			DC-9-80	380		380			
8			ALL TYPES	1476		1476	1502	1472	98.00
9		UA--DOMESTIC	B-737-100/200	713		713			
10			B-727-100	311	1	312			
11			B-727-200	1648		1648			
12			DC-10-10	329		329			
13			DC-8-71	166	5	171			
14			B-767-200	389		389			
15			ALL TYPES	3556	6	3562	3582	3521	98.29
16		WA--DOMESTIC	B-727-200	788		788			
17			B-737-100/200	646		646			
18			ALL TYPES	1434		1434	1429	1415	99.32
19		ZV--DOMESTIC	SWEAR-METRO	1994	4	1998			
20			ALL TYPES	1994	4	1998	2076	1993	96.00
21	COMMUNITY TOTAL	DOMESTIC	B-727-100	2267	1	2268			
22			B-727-200	5782	1	5783			
23			DC-10-10	331		331			
24			DC-9-10	2319	1	2320			
25			DC-9-30	2844	10	2854			
26			DC-9-80	617		617			
27			DC-9-50	396	13	409			
28			B-737-100/200	4949		4949			
29			DC-9-40	94	22	116			
30			CV-580	120		120			
31			DC-8-71	166	5	171			
32			B-767-200	389		389			
33			SWEAR-METRO	1994	4	1998			
34			ALL TYPES	22268	57	22325	22636	22156	97.87
35	SCOTTSMUFF (SCOTTSMUFF COUNTY)	CC--DOMESTIC	DC-9-10	1		1			
36			ALL TYPES	1		1			
37		FL--DOMESTIC	B-737-100/200	976		976			
38			ALL TYPES	976		976	1006	968	96.22
39	COMMUNITY TOTAL	DOMESTIC	DC-9-10	1		1			
40			B-737-100/200	976		976			
41			ALL TYPES	977		977	1006	968	96.22
42	NEVADA								
43	ELKO (ELKO MUNI)	GG--DOMESTIC	SWEAR-METRO	2095		2095			
44			ALL TYPES	2095		2095	2123	2095	98.68
45	ELY (ELY ARPT /YELL AND FLD/)	GG--DOMESTIC	SWEAR-METRO	1996		1996			
46			ALL TYPES	1996		1996	2019	1996	98.86
47	CARSON CITY (CARSON CITY)	GG--DOMESTIC	SWEAR-METRO	114		114			
48			ALL TYPES	114		114	128	114	89.06
49	LAS VEGAS (MC CARRAN INTL)	AA--DOMESTIC	B-727-100	27		27			
50			B-727-200	2128	2	2130			
51			DC-10-10	1002		1002			
52			B-747-200	2		2			
53			DC-10-30	2		2			
54			DC-9-80	335		335			
55			B-767-200	1		1			
56			ALL TYPES	3497	2	3499	3523	3494	99.17
57		BA--DOMESTIC	B-727-200	1050	30	1080			
58			ALL TYPES	1050	30	1080	1040	1040	100.00
59		CL--DOMESTIC	DC-8-43	17		17			
60			ALL TYPES	17		17	18	17	94.44
61		CC--DOMESTIC	DC-9-10	3		3			
62			DC-9-30	90		90			
63			B-727-200	246		246			
64			DC-10-10	28		28			
65			B-727-100	24		24			
66			DC-9-80	57		57			
67			ALL TYPES	448		448	449	440	97.99
68		DL--DOMESTIC	L-1011/100/20	457		457			
69			B-727-200	918		918			
70			DC-8-71	66		66			
71			B-767-200	1		1			
72			ALL TYPES	1482		1482	1465	1459	99.59
73		EA--DOMESTIC	B-727-200	2519		2519			
74			L-1011/100/20	71		71			
75			A-300B	61		61			
76			B-727-100	675		675			
77			ALL TYPES	3306		3306	3328	3290	98.85
78		FL--DOMESTIC	B-737-100/200	2115		2115			
79			DC-9-80	844		844			
80			ALL TYPES	2959		2959	2965	2923	98.58
81		FT--DOMESTIC	B-747P	1		1			
82			ALL TYPES	1		1			
83		HP--DOMESTIC	B-737-100/200	1640		1640			
84			ALL TYPES	1640		1640	1635	1628	99.57

TABLE 7
AIRCRAFT DEPARTURES SCHEDULED AND AIRCRAFT DEPARTURES PERFORMED,
BY TYPE OF OPERATION, BY AIRCRAFT TYPE, BY COMMUNITY, AND BY CARRIER
12 MONTHS ENDED DECEMBER 31, 1984

Line No.	Area, state or country Community (Airport name)	Carrier and type of operation	Type of aircraft	Total departures performed			Scheduled departures completed	
				Scheduled service	Non-scheduled service	All services	Number	Percent of departures scheduled
1	2	3	4	5	6	7	8	9
1	MC CARRAN INTL	(CGAT.)						
2		JR--DOMESTIC	DC-9-10	3988	7	3995		
3			ALL TYPES	3988	7	3995	4009	3975 99.15
4		PC--DOMESTIC	DC-9-50	1		1		
5			DC-9-80	899		899		
6			DC-9-30	4		4		
7			ALL TYPES	904		904	911	901 98.90
8		NA--DOMESTIC	DC-10-40	133	49	182		
9			B-747	1	1	2		
10			B-727-200	241		241		
11			B-727-100	1		1		
12			ALL TYPES	375	50	425	378	374 98.94
13		CZ--DOMESTIC	DC-9-30	295	32	327		
14			DC-9-40	319	23	342		
15			DC-9-80	16		16		
16			ALL TYPES	628	55	683	628	628 100.00
17		PA--DOMESTIC	DC-10-10	1	1	2		
18			DC-10-30	1	1	2		
19			B-727-200	242		243		
20			ALL TYPES	244	3	247	238	238 100.00
21		PA--INTERNATIONAL	B-747	1		1		
22			ALL TYPES	1		1		
23		PA--TOTAL	DC-10-10	1	1	2		
24			DC-10-30	1	1	2		
25			B-727-200	242		243		
26			B-747	1		1		
27			ALL TYPES	245	3	248	238	238 100.00
28		PS--DOMESTIC	B-727-200	467	18	485		
29			DC-9-80	3858		3858		
30			DC-9-30	379		379		
31			BAE-146-2	186		186		
32			BAE-146-1	137		137		
33			ALL TYPES	5027	18	5045	4994	4979 99.69
34		CG--DOMESTIC	LESS 12,500LB	536		536		
35			SWEAR-METRO	1523		1523		
36			C-402/402A	34		34		
37			ALL TYPES	2053		2093	2097	2028 96.70
38		QS--DOMESTIC	B-727-100	295		295		
39			B-727-200	259		299		
40			EURO AIRBUS 3	1		1		
41			DC-8-62	78		78		
42			ALL TYPES	673		673	676	673 99.55
43		RC--DOMESTIC	DC-9-30	5568	6	5574		
44			DC-9-50	181	8	185		
45			B-727-200	45	19	64		
46			DC-9-10	2856	6	2862		
47			DC-9-80	2509	19	2528		
48			ALL TYPES	11159	58	11217	11236	11107 98.85
49		TA--DOMESTIC	B-727-200	837		837		
50			L-1011/100/20	555		555		
51			B-747SP	3		3		
52			B-767-200	92		92		
53			DC-9-80	124		124		
54			B-727-100	120		120		
55			ALL TYPES	1731		1731	1700	1686 99.17
56		LA--DOMESTIC	B-737-100/200	1042		1042		
57			B-727-100	68	3	71		
58			B-727-200	1594	6	1600		
59			DC-10-10	1240	3	1243		
60			B-747	7	10	17		
61			*DC-8-50F	4		4		
62			DC-8-71	1353	123	1476		
63			B-767-200	451		451		
64			DC-10-30	53		53		
65			ALL TYPES	5812	145	5957	5870	5775 98.38
66		NA--DOMESTIC	B-737-100/200	3036	2	3038		
67			B-727-200	4528	1	4529		
68			DC-10-10	11		11		
69			ALL TYPES	7575	3	7578	7627	7539 98.84
70		NA--DOMESTIC	B-737-100/200	3980	1	3981		
71			B-727-200	90		90		
72			B-737-300	1		1		
73			ALL TYPES	4071	1	4072	4067	4071 99.60
74	COMMUNITY TOTAL	DOMESTIC	B-727-100	1210	3	1213		
75			B-727-200	15204	77	15281		
76			DC-10-10	2282	4	2286		
77			B-747	3		3		
78			DC-10-30	56	1	57		
79			DC-9-80	8640	19	865		
80			B-767-200	545		545		
81			DC-8-63	17		17		
82			DC-9-10	6847	13	6860		
83			DC-9-30	6336	38	6374		
84			L-1011/100/20	1123		1123		
85			DC-8-71	1419	123	1542		
86			A-300B	41		41		
87			B-737-100/200	11813	3	11816		
88			DC-9-50	182		190		
89			DC-10-40	133	49	182		
90			B-747	7	11	18		
91			DC-9-40	319	23	342		
92			BAE-146-2	186		186		
93			BAE-146-1	137		137		
94			LESS 12,500LB	536		536		
95			SWEAR-METRO	1523		1523		
96			C-402/402A	34		34		
97			EURO AIRBUS 3	1		1		

**TABLE 7
 AIRCRAFT DEPARTURES SCHEDULED AND AIRCRAFT DEPARTURES PERFORMED,
 BY TYPE OF OPERATION, BY AIRCRAFT TYPE, BY COMMUNITY, AND BY CARRIER
 12 MONTHS ENDED DECEMBER 31, 1984**

Line No.	Area, state or country Community (Airport name)	Carrier and type of operation	Type of aircraft	Total departures performed			Departures scheduled	Scheduled departures completed	
				Scheduled service	Non-scheduled service	All services		Number	Percent of departures scheduled
1	2	3	4	5	6	7	8	9	
1	COMMUNITY TOTAL	DOMESTIC	(CONT.)						
2			DC-8-42	78		78			
3			B-747SP	3		3			
4			DC-8-50F	4		4			
5			B-737-300	1		1			
6			ALL TYPES	58640	372	59052	58874	58265	98.96
7		INTERNATIONAL	B-747	1		1			
8			ALL TYPES	1		1			
9		TOTAL	B-727-100	1210	3	1213			
10			B-727-200	15204	77	15281			
11			DC-10-10	2282	4	2286			
12			B-747F	3		3			
13			DC-10-30	56	1	57			
14			DC-9-80	8640	19	8659			
15			B-767-200	545		545			
16			DC-8-63	17		17			
17			DC-9-10	6847	13	6860			
18			DC-9-30	6336	38	6374			
19			L-1011/100/20	1123		1123			
20			DC-8-71	1419	123	1542			
21			A-300B	41		41			
22			B-737-100/200	11813	3	11816			
23			DC-9-50	182	8	190			
24			DC-10-40	133	49	182			
25			B-747	8	11	19			
26			DC-9-40	319	23	342			
27			BAE-146-2	186		186			
28			BAE-146-1	137		137			
29			LESS 12,500LB	536		536			
30			SNEAR-RETRO	1523		1523			
31			C-402/402A	34		34			
32			EURO AIRBUS 3	1		1			
33			DC-8-62	78		78			
34			B-747SP	3		3			
35			DC-8-50F	4		4			
36			B-737-300	1		1			
37			ALL TYPES	58681	372	59053	58874	58265	98.96
38									
39									
40									
41									
42									
43									
44									
45									
46									
47									
48									
49									
50									
51									
52									
53									
54									
55									
56									
57									
58									
59									
60									
61									
62									
63									
64									
65									
66									
67									
68									
69									
70									
71									
72									
73									
74									
75									
76									
77									
78									
79									
80									
81									
82									
83									
84									
85									
86									
87									
88									
89									
90									
91									
92									
93									
94									
95									
96									
97									
98									
99									
100									
101									
102									
103									
104									
105									
106									
107									
108									
109									
110									
111									
112									

TABLE 7
 AIRCRAFT DEPARTURES SCHEDULED AND AIRCRAFT DEPARTURES PERFORMED,
 BY TYPE OF OPERATION, BY AIRCRAFT TYPE, BY COMMUNITY, AND BY CARRIER
 12 MONTHS ENDED DECEMBER 31, 1984

Line No.	Area, state or country Community (Airport name)	Carrier and type of operation	Type of aircraft	Total departures performed			Scheduled departures				
				Scheduled service	Non-scheduled service	All services	Scheduled service	Non-scheduled service	All services		
1	COMMUNITY TOTAL	DOMESTIC	(CDMT.)								
2			DC-9-50	2	1	3					
3			DC-10-10	4	1	5					
4			DC-8-71	844	6	850					
5			B-737-200C	755	6	769					
6			ALL TYPES	20642	76	20718	21021	20460	97.33		
7		INTERNATIONAL	B-747	1		1					
8			ALL TYPES	1		1					
9		TOTAL	B-727-200	5038	13	5051					
10			B-727-100	2234		2234					
11			DC-9-80	2237	41	2278					
12			B-737-100/200	6438	8	6446					
13			DC-9-10	986	1	987					
14			B-747	1		1					
15			DC-9-30	816	1	817					
16			BAE-146-2	69		69					
17			BAE-146-1	6		6					
18			EMB-145	1175		1175					
19			DC-9-50	2	1	3					
20			DC-10-10	4	1	5					
21			DC-8-71	844	6	850					
22			B-737-200C	795	4	799	21021	20460	97.33		
23			ALL TYPES	20643	76	20719					
24	NEW HAMPSHIRE										
25											
26											
27											
28											
29	MANCHESTER/CONCORD (MUNICIPAL)	RC--DOMESTIC	DC-9-50	1		1					
30			ALL TYPES	1		1					
31		UA--DOMESTIC	B-727-200	122	3	125					
32			B-737-100/200	135		135					
33			B-727-100	147		147					
34			ALL TYPES	404	3	407	423	402	95.03		
35		COMMUNITY TOTAL	DOMESTIC								
36			DC-9-50	1		1					
37			B-727-200	122	3	125					
38			B-737-100/200	135		135					
39			B-727-100	147		147					
40			ALL TYPES	405	3	408	423	402	95.03		
41	NEW JERSEY										
42											
43											
44											
45											
46											
47	ATLANTIC CITY (NAFEC ATLANTIC CITY/PONONA)	EA--DOMESTIC	DC-9-50	1		1					
48			ALL TYPES	1		1					
49		NI--DOMESTIC	DC-9-30	1056		1056					
50			DASH-7	77		77					
51			DC-9-80	464		464					
52			ALL TYPES	1597		1597	1628	1579	96.99		
53		NA--DOMESTIC	B-727-200	1		1					
54			ALL TYPES	1		1					
55		PE--DOMESTIC	B-737-100/200	665		665					
56			B-727-200	2		2					
57			ALL TYPES	667		667	740	667	90.13		
58		COMMUNITY TOTAL	DOMESTIC								
59			DC-9-50	1		1					
60			DC-9-30	1056		1056					
61			DASH-7	77		77					
62			DC-9-80	464		464					
63			B-727-200	3		3					
64			B-737-100/200	665		665					
65			ALL TYPES	2266		2266	2368	2246	94.84		
66	NEWARK (NEWARK)	AA--DOMESTIC	B-727-100	57		57					
67			B-727-200	2731	1	2732					
68			DC-10-10	607		607					
69			B-747F	1		1					
70			B-767-200	76		76					
71			DC-9-80	679		679					
72			ALL TYPES	4151	1	4152	4176	4150	99.37		
73		AL--DOMESTIC	BAC-111-200	2507		2507					
74			DC-9-30	5955	3	5958					
75			B-727-200	537		537					
76			B-737-100/200	1241	1	1242					
77			ALL TYPES	10240	4	10244	10944	10232	97.04		
78		BA--DOMESTIC	B-727-200	534	2	536					
79			ALL TYPES	534	2	536	535	533	99.62		
80		CB--DOMESTIC	B-727-100	680		680					
81			ALL TYPES	680		680	713	680	95.37		
82		CC--DOMESTIC	B-727-200	594	2	596					
83			DC-10-10	199		199					
84			B-727-100	195		195					
85			DC-9-80	107		107					
86			DC-9-30	2		2					
87			ALL TYPES	1057	2	1059	1101	1088	98.81		
88		DL--DOMESTIC	DC-9-30		9	9					
89			B-727-200	2323		2323					
90			L-1011/100/20	1014		1014					
91			DC-8-71	720	1	721					
92			B-747-200	771		771					
93			B-737-100/200	1		1					
94			ALL TYPES	4829	11	4840	4888	4818	98.56		
95		EA--DOMESTIC	DC-9-30	969		969					
96			B-727-100	1264		1264					
97			B-727-200	3101	2	3103					
98			L-1011/100/20	439	1	440					
99			DC-9-50	982		982					

TABLE 7
 AIRCRAFT DEPARTURES SCHEDULED AND AIRCRAFT DEPARTURES PERFORMED,
 BY TYPE OF OPERATION, BY AIRCRAFT TYPE, BY COMMUNITY, AND BY CARRIER
 12 MONTHS ENDED DECEMBER 31, 1984

Line No.	Area, state or country Community (Airport name)	Carrier and type of operation	Type of aircraft	Total departures performed			Departures scheduled	Scheduled departures completed	
				Scheduled service	Non-scheduled service	All services		Number	Percent of departures scheduled
1	2	3	4	5	6	7	8	9	
1	NEWARK	EA--DOMESTIC	(CONT.)						
2			A-300B	2963	1	2964			
3			EURO AIRBUS 3	2		2			
4			B-757-200	1742	1	1743			
5			ALL TYPES	11462	5	11467	11574	11420	98.73
6		EA--INTERNATIONAL	B-727-200	173		173			
7			L-1011/100/20	4		4			
8			A-300B	188		188			
9			ALL TYPES	365		365	366	362	98.90
10		EA--TOTAL	DC-9-30	969		969			
11			B-727-100	1264		1264			
12			B-727-200	3274	2	3276			
13			L-1011/100/20	443	1	444			
14			DC-9-50	982		982			
15			A-300B	3151	1	3152			
16			EURO AIRBUS 3	2		2			
17			B-757-200	1742	1	1743			
18			ALL TYPES	11827	5	11832	11940	11790	98.74
19		FT--DOMESTIC	B-727-100	222		222			
20			B-747F	1		1			
21			ALL TYPES	223		223	227	219	96.47
22		JB--DOMESTIC	DC-9-10	28		28			
23			ALL TYPES	28		28	33	28	84.84
24		PL--DOMESTIC	DC-9-30	499		499			
25			DC-9-50	55		55			
26			DC-9-10	1214		1214			
27			ALL TYPES	1809		1809	1853	1809	97.62
28		RB--DOMESTIC	B-727-100	5		5			
29			B-727-200	1869		1869			
30			DC-10-40	899		899			
31			B-747	3		3			
32			ALL TYPES	2776		2776	2816	2774	98.50
33		RB--INTERNATIONAL	B-747	3		3			
34			ALL TYPES	3		3	1	1	100.00
35		RB--TOTAL	B-727-100	5		5			
36			B-727-200	1869		1869			
37			DC-10-40	899		899			
38			B-747	3		3			
39			ALL TYPES	2779		2779	2817	2775	98.50
40		RY--DOMESTIC	DC-9-30	5860		5860			
41			DC-9-80	969		969			
42			ALL TYPES	6829		6829	6935	6808	98.16
43		GZ--DOMESTIC	DC-9-30	1	4	5			
44			ALL TYPES	1	4	5			
45		PA--DOMESTIC	B-747	2		2			
46			DC-10-30	88		88			
47			B-727-200	555	9	564			
48			DC-10-10	17		17			
49			L-1011-500 TR	3		3			
50			B-727-100	118	1	119			
51			ALL TYPES	783	10	793	801	772	96.37
52		PA--INTERNATIONAL	B-747	1		1			
53			B-747SP	2		2			
54			DC-10-30	1	1	2			
55			L-1011-500 TR	2		2			
56			B-747-200	1		1			
57			ALL TYPES	6	1	7			
58		PA--TOTAL	B-747	3		3			
59			DC-10-30	88	1	89			
60			B-727-200	555	9	564			
61			DC-10-10	17		17			
62			L-1011-500 TR	5		5			
63			B-727-100	118	1	119			
64			B-747SP	2		2			
65			B-747-200	1		1			
66			ALL TYPES	789	11	800	801	772	96.37
67		PE--DOMESTIC	B-737-100/200	30330		30330			
68			B-727-200	25175		25175			
69			B-747-200	20		20			
70			ALL TYPES	55525		55525	57740	55470	96.06
71		PE--INTERNATIONAL	B-747-200	389		389			
72			ALL TYPES	389		389	389	389	100.00
73		PE--TOTAL	B-737-100/200	30330		30330			
74			B-727-200	25175		25175			
75			B-747-200	409		409			
76			ALL TYPES	55914		55914	58129	55859	96.09
77		PI--DOMESTIC	B-737-100/200	4283	8	4291			
78			B-727-100	27		27			
79			B-727-200	4730		4730			
80			F-28-4000/600	100		100			
81			ALL TYPES	11140	8	11148	11272	11111	96.57
82		TB--DOMESTIC	B-727-100	907		907			
83			B-727-200	1093	2	1095			
84			L-1011/100/20	544		544			
85			B-747-200	179		179			
86			DC-9-80	1		1			
87			ALL TYPES	2324	2	2326	2357	2308	97.92
88		TB--INTERNATIONAL	B-747	3		3			
89			ALL TYPES	3		3			
90		TB--TOTAL	B-727-100	907		907			
91			B-727-200	1093	2	1095			
92			L-1011/100/20	544		544			
93			B-747-200	179		179			
94			DC-9-80	1		1			
95			ALL TYPES	2324	2	2326			
96			B-747	3		3			
97			ALL TYPES	3		3			
98			B-727-100	907		907			
99			B-727-200	1093	2	1095			
100			L-1011/100/20	544		544			
101			B-747-200	179		179			
102			DC-9-80	1		1			
103			ALL TYPES	2324	2	2326			
104			B-747	3		3			
105			ALL TYPES	3		3			
106			B-727-100	907		907			
107			B-727-200	1093	2	1095			
108			L-1011/100/20	544		544			
109			B-747-200	179		179			
110			DC-9-80	1		1			
111			ALL TYPES	2324	2	2326			
112			B-747	3		3			
			ALL TYPES	3		3			

TABLE 7
AIRCRAFT DEPARTURES SCHEDULED AND AIRCRAFT DEPARTURES PERFORMED,
BY TYPE OF OPERATION, BY AIRCRAFT TYPE, BY COMMUNITY, AND BY CARRIER
12 MONTHS ENDED DECEMBER 31, 1984

Line No.	Area, state or country Community (Airport name)	Carrier and type of operation	Type of aircraft	Total departures performed			Scheduled departures performed		
				Scheduled service	Nonscheduled service	All services	Scheduled	Percent of departures scheduled	
1	NEWARK	IA--TOTAL	(CGNT-)						
2			B-767-200	179		179			
3			DC-9-80	1		1			
4			B-747	3		3			
5			ALL TYPES	2327	2	2329	2357	2308 97.92	
6			LA--DOMESTIC	B-737-100/200	1254	1	1255		
7				B-727-100	126	14	140		
8				B-727-200	153	46	199		
9				DC-10-10	1862	1	1863		
10				B-747	1002		1002		
11				*DC-8-50F	206		206		
12				DC-8-71	201	16	217		
13				B-767-200	980		980		
14				ALL TYPES	5824	78	5902	5588	5809 97.01
15			LR--DOMESTIC	SWEAR-METRO	952		952		
16				F-28-4000/600	1	6	7		
17				ALL TYPES	953	6	959	971	952 98.04
18			VK--DOMESTIC	*L-188A/C	259		259		
19				*CV-640	413		413		
20				*DC-8-50F	32		32		
21				*DC-6	36		36		
22				*DC-8-30	215		215		
23				*DC-8-42	1		1		
24				ALL TYPES	956		956	257	257 100.00
25			WA--DOMESTIC	B-727-200	2		2		
26				ALL TYPES	2		2		
27			WC--DOMESTIC	DC-10-30CF	277		277		
28				DC-10-30	615		615		
29				DC-10-10	255		255		
30				ALL TYPES	1147		1147	1146	1130 98.60
31			YK--DOMESTIC	DC-9-10	35		35		
32				ALL TYPES	35		35	35	35 100.00
33			COMMUNITY TOTAL	DOMESTIC					
34				B-727-100	2979	15	2994		
35				B-727-200	4337	64	4361		
36				DC-10-10	2940	1	2941		
37				*B-747F	2		2		
38				B-767-200	2006	1	2007		
39				DC-9-80	1852		1852		
40				*AC-111-200	2507		2507		
41			DC-9-30	13286	16	13302			
42			B-737-100/200	39149	10	39159			
43			L-1011/100/20	1957	1	1958			
44			DC-8-71	921	17	938			
45			DC-9-50	982		982			
46			A-300B	2963	1	2964			
47			EURO AIRBUS 3	2		2			
48			B-757-200	1742	1	1743			
49			*B-727-100	222		222			
50			DC-9-10	1277		1277			
51			DC-10-40	899		899			
52			B-747	1007		1007			
53			DC-10-30	703		703			
54			L-1011-500 TR	3		3			
55			B-747-200	20		20			
56			F-28-4000/600	101	6	107			
57			*DC-8-50F	238		238			
58			SWEAR-METRO	952		952			
59			*L-188A/C	259		259			
60			*CV-640	413		413			
61			*DC-6	36		36			
62			*DC-8-30	215		215			
63			*DC-8-42	1		1			
64			DC-10-30CF	277		277			
65			ALL TYPES	123348	133	123481	125962	122411 97.18	
66		INTERNATIONAL	B-727-200	173		173			
67			L-1011/100/20	6		6			
68			A-300B	188		188			
69			B-747	7		7			
70			B-747SP	2		2			
71			DC-10-30	1	1	2			
72			L-1011-500 TR	2		2			
73			B-747-200	390		390			
74			ALL TYPES	766	1	767	756	752 99.47	
75		TOTAL	B-727-100	2979	15	2994			
76			B-727-200	43570	64	43634			
77			DC-10-10	2940	1	2941			
78			*B-747F	2		2			
79			B-767-200	2006	1	2007			
80			DC-9-80	1852		1852			
81			*AC-111-200	2507		2507			
82			DC-9-30	13286	16	13302			
83			B-737-100/200	39149	10	39159			
84			L-1011/100/20	2001	1	2002			
85			DC-8-71	921	17	938			
86			DC-9-50	982		982			
87			A-300B	3151	1	3152			
88			EURO AIRBUS 3	2		2			
89			B-757-200	1742	1	1743			
90			*B-727-100	222		222			
91			DC-9-10	1277		1277			
92			DC-10-40	899		899			
93			B-747	1014		1014			
94			DC-10-30	703	1	704			
95			L-1011-500 TR	5		5			
96			B-747SP	2		2			
97			B-747-200	410		410			
98			F-28-4000/600	101	6	107			
99			*DC-8-50F	238		238			
100			SWEAR-METRO	952		952			
101			*L-188A/C	259		259			
102			*CV-640	413		413			
103			*DC-6	36		36			
104			*DC-8-30	215		215			

TABLE 7
 AIRCRAFT DEPARTURES SCHEDULED AND AIRCRAFT DEPARTURES PERFORMED,
 BY TYPE OF OPERATION, BY AIRCRAFT TYPE, BY COMMUNITY, AND BY CARRIER
 12 MONTHS ENDED DECEMBER 31, 1984

Line No.	Area, state or country Community (Airport name)	Carrier and type of operation	Type of aircraft	Total departures performed			Schedule of departures completed	
				Scheduled service	Nonscheduled service	All services	Number	Percent of departures scheduled
1	2	3	4	5	6	7	8	9
1	COMMUNITY TOTAL	TOTAL	(CONT.)					
2			DC-8-62	1		1		
3			DC-10-30CF	277		277		
4			ALL TYPES	124114	134	124248	126718	123163 97.19
5								
6	TRENTON (MERCER COUNTY)	UA--DOMESTIC	B-727-100	31		31		
7			B-737-100/200	289		289		
8			B-727-200	364	5	369	714	684 95.79
9			ALL TYPES	684	5	689		
10								
11	NEW MEXICO							
12								
13								
14	ALBUQUERQUE (ALBUQUERQUE SUNPRT/KIRTLND AFB)	AA--DOMESTIC	B-727-100	1276		1276		
15			B-727-200	881		881		
16			DC-10-10	2		2		
17			DC-9-80	4		4		
18			ALL TYPES	2163		2163	2182	2161 99.03
19								
20								
21		CC--DOMESTIC	DC-9-10	40		40		
22			B-727-200	404		404		
23			DC-9-30	689		689		
24			B-727-100	125		125	1284	1256 97.81
25			ALL TYPES	1258		1258		
26								
27		DL--DOMESTIC	B-727-200	1304		1304		
28			L-1011/100/20	1		1		
29			B-767-200	1		1		
30			B-737-100/200	293		293	1600	1590 99.37
31			ALL TYPES	1599		1599		
32								
33		EA--DOMESTIC	B-727-100	969		969		
34			B-727-200	113		113		
35			B-757-200	6		6	1096	1078 98.35
36			ALL TYPES	1088		1088		
37								
38		FL--DOMESTIC	B-737-100/200	3585		3585		
39			DC-9-80	40		40	3658	3617 98.87
40			ALL TYPES	3625		3625		
41								
42		F7--DOMESTIC	B-727-100	1		1		
43			ALL TYPES	1		1		
44								
45		HP--DOMESTIC	B-737-100/200	2667		2667	2673	2650 99.13
46			ALL TYPES	2667		2667		
47								
48		Nh--DOMESTIC	B-727-200	2		2		
49			ALL TYPES	2		2		
50								
51		PS--DOMESTIC	B-727-200	17		17		
52			DC-9-80	988		988		
53			DC-9-30	2		2	1005	1004 99.90
54			ALL TYPES	1007		1007		
55								
56		RC--DOMESTIC	DC-9-30	3		3		
57			B-727-200	1		1		
58			ALL TYPES	4		4		
59								
60		Tk--DOMESTIC	B-727-100	111		111		
61			B-727-200	890		890		
62			B-767-200	354		354		
63			L-1011/100/20	3		3		
64			DC-9-80	90		90	1417	1404 99.08
65			ALL TYPES	1408		1408		
66								
67		UA--DOMESTIC	B-727-100	465	3	468		
68			B-727-200	1196		1196		
69			B-737-100/200	148		148		
70			DC-10-10	1		1		
71			DC-8-71	1	2	3	1842	1801 97.77
72			ALL TYPES	1811	5	1816		
73								
74		WA--DOMESTIC	B-737-100/200	761		761		
75			B-727-200	1816	4	1820		
76			DC-10-10	1		1	2600	2578 99.15
77			ALL TYPES	2578	4	2582		
78								
79		AC--DOMESTIC	B-737-200C	91		91		
80			B-727-200	28		28		
81			ALL TYPES	119		119	152	119 78.28
82								
83		AR--DOMESTIC	B-737-100/200	11196	2	11198		
84			B-727-200	190		190		
85			B-737-300	5		5	11529	11391 98.80
86			ALL TYPES	11351	2	11353		
87								
88		ZV--DOMESTIC	SWEAR-NETRO	5538		5538	5753	5522 95.98
89			ALL TYPES	5538		5538		
90								
91	COMMUNITY TOTAL	DOMESTIC	B-727-100	2946	3	2949		
92			B-727-200	6802	4	6806		
93			DC-10-10	4		4		
94			DC-9-80	1122		1122		
95			DC-9-10	40		40		
96			DC-9-30	694		694		
97			L-1011/100/20	4		4		
98			B-767-200	355		355		
99			B-737-100/200	18490	2	18492		
100			B-757-200	6		6		
101			B-727-100	1		1		
102			DC-8-71	1	2	3		
103			B-737-200C	91		91		
104			B-737-300	5		5		
105			SWEAR-NETRO	5538		5538	34791	34721 98.31
106			ALL TYPES	34259	11	34270		
107								
108	CARLSBAD (CAVERN CITY AIR TERM.)	ZV--DOMESTIC	SWEAR-NETRO	1719		1719	1835	1698 92.53
109			ALL TYPES	1719		1719		
110								
111								
112								

TABLE 7
 AIRCRAFT DEPARTURES SCHEDULED AND AIRCRAFT DEPARTURES PERFORMED,
 BY TYPE OF OPERATION, BY AIRCRAFT TYPE, BY COMMUNITY, AND BY CARRIER
 12 MONTHS ENDED DECEMBER 31, 1984

Line No.	Aircraft community (Airport name)	Carrier and type of operation	Type of aircraft	Total departures performed			Departures scheduled	Scheduled departures completed	
				Scheduled service	Non-scheduled service	All services		Number	Percent of departures scheduled
1	2	3	4	5	6	7	8	9	
1	CLOVIS (CLOVIS MUNI)	ZV--DOMESTIC	SWEAR-METRO ALL TYPES	1187		1187	1236	1165	95.07
4	FARMINGTON (FARMINGTON MUNI)	FL--DOMESTIC	B-737-100/200 ALL TYPES	695		695	702	694	98.86
8		ZV--DOMESTIC	SWEAR-METRO ALL TYPES	1823		1823	1896	1823	96.14
13	COMMUNITY TOTAL	DOMESTIC	B-737-100/200 SWEAR-METRO ALL TYPES	655		695	2598	2517	96.88
16	HOBBS (LEA COUNTY/HOBBS)	ZV--DOMESTIC	SWEAR-METRO ALL TYPES	1329		1329	1403	1322	94.22
21	ROSWELL (INDUSTRIAL AIR CENTER)	PS--DOMESTIC	DC-9-80 ALL TYPES	1		1	1	1	100.00
24		ZV--DOMESTIC	SWEAR-METRO ALL TYPES	2330		2330	2448	2307	94.24
27	COMMUNITY TOTAL	DOMESTIC	DC-9-80 SWEAR-METRO ALL TYPES	1		1	2449	2308	94.24
31	SANTA FE (SANTA FE COUNTY MUNI)	UA--DOMESTIC	B-727-100 B-727-200 ALL TYPES	1		1			
35		ZV--DOMESTIC	SWEAR-METRO ALL TYPES	1		1			
38	COMMUNITY TOTAL	DOMESTIC	B-727-100 B-727-200 SWEAR-METRO ALL TYPES	1	1	1			
44	SILVER CITY/MURLEY/DEMING (SILVER CITY & GRANT CU)	ZV--DOMESTIC	SWEAR-METRO ALL TYPES	618		618	665	618	92.93
51	NEW YORK								
52	ALBANY (ALBANY COUNTY)	AA--DOMESTIC	B-727-100 B-727-200 ALL TYPES	765		765	1242	1229	98.95
55		AL--DOMESTIC	BAC-111-200 DC-9-30 B-737-100/200 B-727-200 ALL TYPES	1433		1433			
59		EA--DOMESTIC	B-727-100 B-727-200 DC-9-30 DL-9-50 B-757-200 ALL TYPES	2337	57	2394	5598	5473	97.76
64		PI--DOMESTIC	B-737-100/200 ALL TYPES	1086	7	1093			
68		LA--DOMESTIC	B-727-100 B-727-200 B-737-100/200 DC-8-71 ALL TYPES	220	64	284			
71		LR--DOMESTIC	F-28-4000/600 SWEAR-METRO ALL TYPES	547	1	548	1010	957	94.75
74		LA--DOMESTIC	B-727-100 B-727-200 B-737-100/200 DC-8-71 ALL TYPES	547	1	548	550	547	99.45
77		LR--DOMESTIC	F-28-4000/600 SWEAR-METRO ALL TYPES	35		35			
81		LA--DOMESTIC	B-727-100 B-727-200 B-737-100/200 DC-8-71 ALL TYPES	423	1	424	1803	1730	95.95
84		LR--DOMESTIC	F-28-4000/600 SWEAR-METRO ALL TYPES	1276	2	1278			
87		LA--DOMESTIC	B-727-100 B-727-200 B-737-100/200 DC-8-71 ALL TYPES	1734	3	1737	1803	1730	95.95
91		LR--DOMESTIC	F-28-4000/600 SWEAR-METRO ALL TYPES	955	5	960	1010	957	94.75
94	COMMUNITY TOTAL	DOMESTIC	B-727-100 B-727-200 BAC-111-200 DC-9-30 B-737-100/200 DC-8-71 F-28-4000/600 SWEAR-METRO ALL TYPES	945	1	946	11703	11503	97.62
97		LA--DOMESTIC	B-727-100 B-727-200 B-737-100/200 DC-8-71 ALL TYPES	1719	1	1720			
101		LA--DOMESTIC	BAC-111-200 DC-9-30 B-737-100/200 DC-8-71 F-28-4000/600 SWEAR-METRO ALL TYPES	1433	57	1490			
104		LA--DOMESTIC	B-727-100 B-727-200 B-737-100/200 DC-8-71 F-28-4000/600 SWEAR-METRO ALL TYPES	3372	8	3380	11703	11503	97.62
107		LA--DOMESTIC	B-727-100 B-727-200 B-737-100/200 DC-8-71 F-28-4000/600 SWEAR-METRO ALL TYPES	2909	1	2910			
110		LA--DOMESTIC	B-727-100 B-727-200 B-737-100/200 DC-8-71 F-28-4000/600 SWEAR-METRO ALL TYPES	179	2	181			
113	COMMUNITY TOTAL	DOMESTIC	BAC-111-200 DC-9-30 B-737-100/200 F-28-4000/600 SWEAR-METRO ALL TYPES	11518	73	11591	11703	11503	97.62
116	BINGHAMTON/ENDICOTT/JHNSH CTY (BROOME COUNTY)	AL--DOMESTIC	BAC-111-200 DC-9-30 B-737-100/200 ALL TYPES	478		478	1433	1411	98.46
119		UR--DOMESTIC	F-28-4000/600 SWEAR-METRO ALL TYPES	929		929			
122	COMMUNITY TOTAL	DOMESTIC	BAC-111-200 DC-9-30 B-737-100/200 F-28-4000/600 SWEAR-METRO ALL TYPES	1411	1	1412	1193	1137	98.41
125		UR--DOMESTIC	F-28-4000/600 SWEAR-METRO ALL TYPES	80		80			
128		UR--DOMESTIC	F-28-4000/600 SWEAR-METRO ALL TYPES	1066		1066			
131	COMMUNITY TOTAL	DOMESTIC	BAC-111-200 DC-9-30 B-737-100/200 F-28-4000/600 SWEAR-METRO ALL TYPES	1166	1	1167	2906	2908	98.53
134	BUFFALO/NIAGARA FALLS (GREATER BUFFALO INTERNATIONAL)	AA--DOMESTIC	B-727-100	685		685			

TABLE 7
 AIRCRAFT DEPARTURES SCHEDULED AND AIRCRAFT DEPARTURES PERFORMED,
 BY TYPE OF OPERATION, BY AIRCRAFT TYPE, BY COMMUNITY, AND BY CARRIER
 12 MONTHS ENDED DECEMBER 31, 1984

Line No.	Area, state or country Community (Airport name)	Carrier and type of operation	Type of aircraft	Total departures performed			Scheduled departures completed		
				Scheduled service	Nonscheduled service	All services	Number	Percent of departures scheduled	
1	GREATER BUFFALO INTERNATIONAL	AA--DOMESTIC	10001-1 B-727-200	443	1	444			
2			B-767-200	2		2			
3			DC-10-10	3		3			
4			DC-9-80	268		268			
5			ALL TYPES	1401	1	1402	1435	1401	97.63
6		AL--DOMESTIC	BAC-111-200	4067		4067			
7			DC-9-30	11495	121	11616			
8			B-727-200	1469		1469			
9			B-737-100/200	2020	89	2109			
10			ALL TYPES	19051	210	19261	19570	19035	97.26
11		EA--DOMESTIC	B-727-100	215		215			
12			B-727-200	2137	2	2139			
13			L-1011/100/20	441		441			
14			DC-9-50	208		208			
15			A-300B	196		196			
16		IB--DOMESTIC	DC-9-30	273		273			
17			B-757-200	228		228			
18			ALL TYPES	3698	2	3700	3758	3689	98.10
19			DC-9-10	352		352			
20			ALL TYPES	352		352	375	352	93.86
21		NI--DOMESTIC	DC-9-30	140		140			
22			DASH-7	55	6	101			
23			ALL TYPES	239	6	245	243	239	98.35
24		PE--DOMESTIC	B-737-100/200	2236		2236			
25			B-727-200	2163		2163			
26			ALL TYPES	4399		4399	4619	4392	95.08
27		RC--DOMESTIC	DC-9-50	56		56			
28			DC-9-10	3		3			
29			ALL TYPES	223		223	223	222	99.55
30		LA--DOMESTIC	B-737-100/200	512		512			
31			B-727-100	509	6	515			
32			B-727-200	1738	3	1741			
33			ALL TYPES	2762	77	2839	2809	2733	97.29
34		LB--DOMESTIC	SWEAR-METRO	557		557			
35			F-28-4000/600	2115	68	2183			
36			ALL TYPES	2712	68	2780	2771	2683	96.82
37		VR--DOMESTIC	*L-188A/C	77		77			
38			*CV-440	83		83			
39			*DC-6	269		269			
40			*DC-8-30	10		10			
41			*DC-8-62	4		4			
42			ALL TYPES	443		443	257	257	100.00
43		COMMUNITY TOTAL	DOMESTIC	B-727-100	1409	6	1415		
44			B-727-200	7950	32	7982			
45			B-767-200	2		2			
46			DC-10-10	3		3			
47			DC-9-80	272		272			
48			BAC-111-200	4067		4067			
49			DC-9-30	12072	121	12193			
50			B-737-100/200	4768	89	4857			
51			L-1011/100/20	441		441			
52			DC-9-50	264		264			
53			A-300B	196		196			
54			B-757-200	228		228			
55			DC-9-10	355		355			
56		DASH-7	95	6	101				
57		DC-8-71	3	42	45				
58		SWEAR-METRO	557		557				
59		F-28-4000/600	2115	68	2183				
60		*L-188A/C	77		77				
61		*CV-440	83		83				
62		*DC-6	269		269				
63		*DC-8-30	10		10				
64		*DC-8-62	4		4				
65		ALL TYPES	35280	364	35644	36060	35003	97.06	
66	ELMIRA/CORNING (CHENANGO COUNTY)	AL--DOMESTIC	BAC-111-200	520		520			
67			DC-9-30	1687		1687			
68			B-737-100/200	1		1			
69			ALL TYPES	2208		2208	2291	2204	96.20
70			UR--DOMESTIC	SWEAR-METRO	651		651		
71	F-28-4000/600	461			461				
72	ALL TYPES	1112			1112	1107	1098	99.18	
73	COMMUNITY TOTAL	DOMESTIC	BAC-111-200	520		520			
74		DC-9-30	1687		1687				
75		B-737-100/200	1		1				
76		SWEAR-METRO	651		651				
77		F-28-4000/600	461		461				
78		ALL TYPES	3320		3320	3398	3302	97.17	
79	ISLIP, LONG ISLAND (LONG ISLAND-MACARTHUR)	AA--DOMESTIC	B-727-100	120		120			
80			B-727-200	46		46			
81			DC-9-80	347		347			
82			ALL TYPES	513		513	529	513	96.97
83			AL--DOMESTIC	BAC-111-200	448		448		
84	DC-9-30	1011			1011				
85	B-737-100/200	203			203				
86	B-727-200	219			219				
87	ALL TYPES	1881			1881	1993	1880	96.26	
88	EA--DOMESTIC	B-727-200	2		2				
89		DC-9-30	41		41				
90		B-727-100	72		72				

TABLE 7
 AIRCRAFT DEPARTURES SCHEDULED AND AIRCRAFT DEPARTURES PERFORMED
 BY TYPE OF OPERATION, BY AIRCRAFT TYPE, BY COMMUNITY, AND BY CARRIER
 12 MONTHS ENDED DECEMBER 31, 1984

Line No.	Area, state or country Community (Airport name)	Carrier and type of operation	Type of aircraft	Total departures performed			Departures scheduled	Scheduled departures completed	
				Scheduled service	Non-scheduled service	All services		Number	Percent of departures scheduled
1	2	3	4	5	6	7	8	9	
1	LONG ISLAND-MACARTHUR	EA--DOMESTIC	(CONT.) DC-9-50	1		1			
2			ALL TYPES	116		116	121	116	95.86
3		CS--DOMESTIC	DC-8-50	10		10			
4			B-727-100	714		714			
5			DC-8-62	942		942			
6			B-727-200	488		488			
7			ALL TYPES	2156		2156	2214	2153	97.24
8		LA--DOMESTIC	B-727-100	305	1	306			
9			B-727-200	364		364			
10			B-737-100/200	2		2			
11			ALL TYPES	671	1	672	722	671	92.93
12		UR--DOMESTIC	SWEAR-METRO	766		766			
13			F-28-4000/600		2	2			
14			ALL TYPES	766	2	768	820	763	93.04
15	COMMUNITY TOTAL	DOMESTIC	B-727-100	1213	1	1214			
16			B-727-200	1119		1119			
17			DC-9-80	347		347			
18			BAC-111-200	448		448			
19			DC-9-30	1052		1052			
20			B-737-100/200	205		205			
21			DC-9-50	1		1			
22			DC-8-50	10		10			
23			DC-8-62	942		942			
24			SWEAR-METRO	766		766			
25			F-28-4000/600		2	2			
26			ALL TYPES	6103	3	6106	6359	6096	95.86
27	ITHACA/CORTLAND (TOMPkins COUNTY)	AL--DOMESTIC	BAC-111-200	480		480			
28			DC-9-30	1629		1629			
29			B-737-100/200	1		1			
30			ALL TYPES	2110		2110	2237	2104	94.05
31		LB--DOMESTIC	SWEAR-METRO	1277		1277			
32			F-28-4000/600	907	1	908			
33			ALL TYPES	2184	1	2185	2260	2168	95.92
34	COMMUNITY TOTAL	DOMESTIC	BAC-111-200	480		480			
35			DC-9-30	1629		1629			
36			B-737-100/200	1		1			
37			SWEAR-METRO	1277		1277			
38			F-28-4000/600	907	1	908			
39			ALL TYPES	4294	1	4295	4497	4272	94.99
40	NEWBURGH (STEMART)	PA--DOMESTIC	B-727-200	1		1			
41			B-747	1		1			
42			ALL TYPES	2		2			
43		PA--INTERNATIONAL	B-747	3		3			
44			B-747SP	2		2			
45			ALL TYPES	5		5			
46		PA--TOTAL	B-727-200	1		1			
47			B-747	4		4			
48			B-747SP	2		2			
49			ALL TYPES	7		7			
50		LA--DOMESTIC	B-727-200	1		1			
51			ALL TYPES	1		1			
52	COMMUNITY TOTAL	DOMESTIC	B-727-200	2		2			
53			B-747	1		1			
54			ALL TYPES	3		3			
55		INTERNATIONAL	B-747	3		3			
56			B-747SP	2		2			
57			ALL TYPES	5		5			
58		TOTAL	B-727-200	2		2			
59			B-747	4		4			
60			B-747SP	2		2			
61			ALL TYPES	8		8			
62	NEW YORK (JOHN F. KENNEDY INTL)	AA--DOMESTIC	B-727-100	494		494			
63			B-727-200	1569		1569			
64			DC-10-10	4431		4431			
65			B-747	312		312			
66			B-747F	922		922			
67			B-767-200	410		410			
68			DC-10-30	59		59			
69			DC-9-80	1		1			
70			ALL TYPES	8198		8198	8342	8146	97.65
71		AA--INTERNATIONAL	DC-10-30	1		1			
72			B-727-100	105		105			
73			B-727-200	1038		1038			
74			DC-10-10	1659		1659			
75			ALL TYPES	2803		2803	2824	2772	98.15
76		AA--TOTAL	B-727-100	559		559			
77			B-727-200	2607		2607			
78			DC-10-10	6090		6090			
79			B-747	312		312			
80			B-747F	922		922			
81			B-767-200	410		410			
82			DC-10-30	60		60			
83			DC-9-80	1		1			
84			ALL TYPES	11001		11001	11166	10918	97.77
85		AL--DOMESTIC	BAC-111-200	977		977			
86			DC-9-30	652	6	658			
87			B-737-100/200	6	1	7			
88			B-727-200	1	1	2			
89			ALL TYPES	1635	8	1643	1734	1626	93.66

TABLE 7
AIRCRAFT DEPARTURES SCHEDULED AND AIRCRAFT DEPARTURES PERFORMED,
BY TYPE OF OPERATION, BY AIRCRAFT TYPE, BY COMMUNITY, AND BY CARRIER
12 MONTHS ENDED DECEMBER 31, 1984

Line No.	Area, state or country Community (Airport name)	Carrier and type of operation	Type of aircraft	Total departures performed			Departures scheduled	Scheduled departures completed	
				Scheduled service	Non-scheduled service	All services		Number	Percent of departures scheduled
	1	2	3	4	5	6	7	8	9
1	JOHN F. KENNEDY INTL	(CONT.)							
2		CC--DOMESTIC	B-727-100 ALL TYPES	1206 1206		1206 1206	1243	1202	96.70
3									
4									
5		CL--DOMESTIC	DC-8-63 DC-8-50 DC-8-62 A-300B ALL TYPES	457 17 45 90 649	5 5 1 5	502 17 45 90 654	709	646	91.11
6									
7									
8									
9									
10									
11		CL--INTERNATIONAL	DC-8-63 DC-8-62 DC-8-50 ALL TYPES	470 53 9 572	51 3 1 55	521 96 10 627	601	567	94.34
12									
13									
14									
15									
16		CL--TOTAL	DC-8-63 DC-8-50 DC-8-62 A-300B ALL TYPES	967 26 138 90 1221	56 1 3 60	1023 27 141 90 1281	1310	1213	92.59
17									
18									
19									
20		DL--DOMESTIC	B-727-200 L-1011/100/20 B-767-200 DC-8-71 DC-9-30 ALL TYPES	2421 1276 29 495 1 4221		2421 1276 29 495 1 4222	4280	4216	98.50
21									
22									
23									
24									
25									
26									
27									
28		DL--INTERNATIONAL	DC-8-71 L-1011/100/20 ALL TYPES	297 62 359		297 62 359	366	359	98.08
29									
30									
31									
32		DL--TOTAL	B-727-200 L-1011/100/20 B-767-200 DC-8-71 DC-9-30 ALL TYPES	2421 1338 29 792 1 4581		2421 1338 29 792 1 4581	4646	4575	98.47
33									
34									
35									
36									
37									
38									
39		EA--DOMESTIC	DC-9-30 B-727-100 B-727-200 L-1011/100/20 DC-9-50 A-300B EURO AIRBUS 3 B-757-200 ALL TYPES	874 1102 3754 1551 245 1610 3 178 9517		874 1103 3756 1565 245 1611 3 178 9535	9702	9484	97.75
40									
41									
42									
43									
44									
45									
46									
47									
48									
49		EA--INTERNATIONAL	B-727-200 L-1011/100/20 A-300B ALL TYPES	399 442 183 1024		399 443 183 1025	1026	1019	99.31
50									
51									
52									
53									
54		EA--TOTAL	DC-9-30 B-727-100 B-727-200 L-1011/100/20 DC-9-50 A-300B EURO AIRBUS 3 B-757-200 ALL TYPES	874 1102 4153 1993 245 1993 3 178 10561		874 1103 4155 2008 245 1996 3 178 10560	10728	10503	97.90
55									
56									
57									
58									
59									
60									
61									
62									
63		FF--INTERNATIONAL	B-747 ALL TYPES	89 89		7782 7871	89	89	100.00
64									
65									
66									
67		FT--DOMESTIC	*DC-8-63F *B-747 *B-747F *DC-8-61 *B-727-100 ALL TYPES	108 462 611 196 7 1384	1 5 5 1 2	109 462 611 196 8 1386	1451	1185	81.66
68									
69									
70									
71									
72									
73									
74									
75		FT--INTERNATIONAL	*DC-8-63F *B-747 *B-747F ALL TYPES	3 146 266 415	4 3 5 12	7 149 271 427	414	362	87.43
76									
77									
78									
79									
80		FT--TOTAL	*DC-8-63F *B-747 *B-747F *DC-8-61 *B-727-100 ALL TYPES	111 608 877 156 7 1799	5 3 5 1 14	116 611 882 196 8 1613	1865	1547	82.94
81									
82									
83									
84									
85									
86		Jb--DOMESTIC	B-707-300C DC-8-42 DC-8-63 DC-8-50 DC-8-61 DC-8-73 DC-10-30 ALL TYPES	55 126 160 109 104 23 298 852	14 58 19 8 22 17 71 209	69 184 179 117 126 40 369 1101	948	948	100.00
87									
88									
89									
90									
91									
92									
93									
94									
95		Jb--INTERNATIONAL	B-707-300C DC-8-42 DC-8-63 DC-8-73 DC-10-30 DC-8-61 DC-8-50 ALL TYPES	8 4 6 3 4 8 5 36	19 38 36 10 126 26 1 284	27 62 42 21 130 34 6 322	42	42	100.00
96									
97									
98									
99									
100									
101									
102									
103									
104		Jb--TOTAL	B-707-300C DC-8-42 DC-8-63 DC-8-50 DC-8-61 DC-8-73 DC-10-30 ALL TYPES	63 130 166 114 112 26 302 930	33 116 59 9 48 35 197 493	94 244 221 123 160 61 499 1423	990	990	100.00
105									
106									
107									
108									
109									
110									
111									
112									

TABLE 7
 AIRCRAFT DEPARTURES SCHEDULED AND AIRCRAFT DEPARTURES PERFORMED,
 BY TYPE OF OPERATION, BY AIRCRAFT TYPE, BY COMMUNITY, AND BY CARRIER
 12 MONTHS ENDED DECEMBER 31, 1964

Line No.	Ave. state or country Community (Airport name)	Carrier and type of operation	Type of aircraft	Total departures performed			Scheduled departures completed	
				Scheduled service	Non-scheduled service	All services	Number	Percent of departures scheduled
1	2	3	4	5	6	7	8	9
1	JOHN F. KENNEDY INTL	(GDRT.)						
2		AB--DOMESTIC	B-727-100	11		11		
3			B-727-200	110		110		
4			DC-10-40	173		173		
5			B-747	407		407		
6			B-747F	434		434		
7			ALL TYPES	1135		1135	1195	1130 94.56
8		AB--INTERNATIONAL	B-747	517	1	518		
9			B-747F		2	2		
10			ALL TYPES	517	3	520	516	516 100.00
11		AB--TOTAL	B-727-100	11		11		
12			B-727-200	110		110		
13			DC-10-40	173		173		
14			B-747	924	1	925		
15			B-747F	434	2	436		
16			ALL TYPES	1652	3	1655	1711	1644 96.20
17		AT--DOMESTIC	DC-9-30	1		1		
18			ALL TYPES	1		1		
19		PA--DOMESTIC	B-727-100	550		550		
20			B-747	1301	1	1302		
21			B-747SP	512		512		
22			DC-10-30	79	1	80		
23			B-727-200	8413	9	8422		
24			DC-10-10	229		229		
25			L-1011-500 TR	1422		1422		
26			B-747-200	196		196		
27			A-300B	9		9		
28			ALL TYPES	12911	11	12922	13225	12893 97.48
29		PA--INTERNATIONAL	B-747	3204	4	3208		
30			B-747SP	974		983		
31			DC-10-30	180	35	215		
32			L-1011-500 TR	850	3	853		
33			B-747-200	420		420		
34			B-727-200	748	6	754		
35			B-737-200C		2	2		
36			B-727-100	1		1		
37			DC-10-10	306	2	308		
38			A-300B	9		9		
39			ALL TYPES	6652	61	6713	6742	6639 98.47
40		PA--TOTAL	B-727-100	551		551		
41			B-747	4505	5	4510		
42			B-747SP	1484	9	1493		
43			DC-10-30	259	36	295		
44			B-727-200	9361	15	9376		
45			DC-10-10	535	2	537		
46			L-1011-500 TR	2272	3	2275		
47			B-747-200	616		616		
48			A-300B	18		18		
49			B-737-200C		2	2		
50			ALL TYPES	19603	72	19675	19967	19532 97.82
51		QC--DOMESTIC	B-727-100	58		58		
52			DC-8-62	144		144		
53			EURO AIRBUS 3	960		960		
54			B-727-200	182		182		
55			ALL TYPES	1344		1344	1345	1338 99.47
56		TA--DOMESTIC	B-747	31	16	47		
57			ALL TYPES	31	16	47	31	31 100.00
58		TV--INTERNATIONAL	DC-8-63	57		57		
59			B-747-200	17		17		
60			ALL TYPES	114		114	116	91 78.44
61		TB--DOMESTIC	B-727-100	1303		1303		
62			B-727-200	4587		4587		
63			L-1011/100/20	3606		3606		
64			B-747	398		398		
65			B-747SP	115		115		
66			B-747-200	1374	1	1375		
67			DC-9-80	6		6		
68			ALL TYPES	13387	1	13388	13654	13367 97.89
69		TB--INTERNATIONAL	B-747	3226	1	3227		
70			L-1011/100/20	1372		1372		
71			B-747SP	331		331		
72			ALL TYPES	4929	1	4930	4975	4910 98.69
73		TB--TOTAL	B-727-100	1303		1303		
74			B-727-200	4587		4587		
75			L-1011/100/20	4970		4970		
76			B-747	3624		3624		
77			B-747SP	444		444		
78			B-747-200	1374	1	1375		
79			DC-9-80	6		6		
80			ALL TYPES	14914	2	14916	14629	14277 96.11
81		UA--DOMESTIC	B-737-100/200	3		3		
82			B-727-100	333	2	335		
83			B-727-200	530	7	537		
84			DC-10-10	1435	3	1438		
85			B-747	277		277		
86			DC-8-200F	625	2	627		
87			DC-8-71	420	53	473		
88			B-747-200	1201		1201		
89			DC-10-30	303		303		
90			ALL TYPES	5217	74	5291	5401	5212 96.96
91		WA--DOMESTIC	SWEAR-NET 80	199		199		
92			F-28-4000/600	5704	4	5708		
93			ALL TYPES	5903	4	5907	5956	5866 98.52
94		XA--DOMESTIC	B-727-200	481		481		
95			DC-10-10	245		245		
96			ALL TYPES	726		726	731	723 99.17

TABLE 7
 AIRCRAFT DEPARTURES SCHEDULED AND AIRCRAFT DEPARTURES PERFORMED,
 BY TYPE OF OPERATION, BY AIRCRAFT TYPE, BY COMMUNITY, AND BY CARRIER
 12 MONTHS ENDED DECEMBER 31, 1984

Line No.	Area, state or country Community (Airport name)	Carrier and type of operation	Type of aircraft	Total departures performed			Departures scheduled	Scheduled departures completed	
				Scheduled service	Non-scheduled service	All services		Number	Percent of departures scheduled
1	2	3	4	5	6	7	8	9	
1	AIRPORT TOTAL	DOMESTIC	B-727-100	5077	3	5080			
2			B-727-200	24247	19	24266			
3			DC-10-10	6340	3	6343			
4			B-747	2726	24	2750			
5			B-747F	1967		1967			
6			B-747-200	3014	1	3015			
7			DC-10-30	739	72	811			
8			DC-9-80	7		7			
9			BAC-111-200	977		977			
10			DC-9-30	1527	7	1534			
11			B-737-100/200	23	9	10			
12			DC-8-43	657	24	681			
13			DC-8-50	126	8	134			
14			DC-8-62	315	50	373			
15			A-300B	1909	1	1910			
16			L-1011/100/20	6433	14	6447			
17			DC-8-71	918	53	968			
18			DC-9-50	245		245			
19			EURO AIRBUS 3	963		963			
20			B-757-200	178		178			
21			DC-8-63F	108	1	109			
22			B-747	442		442			
23			DC-8-61	196		196			
24			B-727-100	7	1	8			
25			B-707-300C	55	14	69			
26			DC-8-61	104	22	126			
27			DC-8-73	23	17	40			
28			DC-10-40	173		173			
29			B-747SP	627		627			
30			L-1011-500 TR	1422		1422			
31			B-747-200	196		196			
32			DC-8-50F	695	2	697			
33			SWEAR-NET NO	159		159			
34			F-28-4000/600	5784	4	5788			
35			ALL TYPES	68399	349	68748	69949	68017	97.23
36		INTERNATIONAL	DC-10-30	185	161	346			
37			B-727-100	106		106			
38			B-727-200	2185	4	2191			
39			DC-10-10	1965	2	1967			
40			DC-8-63	573	87	660			
41			DC-8-62	97	61	158			
42			DC-8-50	14	2	16			
43			DC-8-71	297		297			
44			L-1011/100/20	1876	1	1877			
45			A-300B	192		192			
46			B-747	7036	7788	14824			
47			DC-8-63F	3	4	7			
48			B-747	146	3	149			
49			B-747F	266	7	273			
50			B-707-300C	8	19	27			
51			DC-8-73	3	18	21			
52			DC-8-61	6	26	34			
53			B-747SP	1305	9	1314			
54			L-1011-500 TR	890	3	893			
55			B-747-200	437		437			
56			B-737-200C	2	2	2			
57			ALL TYPES	17552	8199	25751	17711	17366	98.05
58		TOTAL	B-727-100	5183	3	5186			
59			B-727-200	26432	25	26457			
60			DC-10-10	8305	5	8310			
61			B-747	9762	7812	17574			
62			B-747F	2233	7	2240			
63			B-747-200	3014	1	3015			
64			DC-10-30	924	233	1157			
65			DC-9-80	7		7			
66			BAC-111-200	977		977			
67			DC-9-30	1527	7	1534			
68			B-737-100/200	9	1	10			
69			DC-8-63	1230	111	1341			
70			DC-8-50	140	10	150			
71			DC-8-62	412	119	531			
72			A-300B	2101	1	2102			
73			L-1011/100/20	8309	15	8324			
74			DC-8-71	1212	53	1265			
75			DC-9-50	245		245			
76			EURO AIRBUS 3	963		963			
77			B-757-200	178		178			
78			DC-8-63F	111	5	116			
79			B-747	608	3	611			
80			DC-8-61	196		196			
81			B-727-100	7	1	8			
82			B-707-300C	63	33	96			
83			DC-8-61	112	48	160			
84			DC-8-73	26	35	61			
85			DC-10-40	173		173			
86			B-747SP	1932	9	1941			
87			L-1011-500 TR	2272	3	2275			
88			B-747-200	633		633			
89			B-737-200C	2	2	2			
90			DC-8-50F	695	2	697			
91			SWEAR-NET NO	159		159			
92			F-28-4000/600	5784	4	5788			
93			ALL TYPES	89991	8948	94499	87660	85383	97.40
94	LA GUARDIA	AA--DOMESTIC	B-727-100	844		844			
95			B-727-200	7496		7496			
96			DC-10-10	1386		1386			
97			B-747-200	2338		2338			
98			ALL TYPES	12462		12462	12063	12466	96.98
99		AA--INTERNATIONAL	B-727-200	16		16			
100			ALL TYPES	16		16	17	16	96.11
101		AA--TOTAL	B-727-100	844		844			
102			B-727-200	7512		7512			
103			DC-10-10	1386		1386			
104			B-747-200	2338		2338			
105			ALL TYPES	12478		12478	12060	12472	96.98
106		AL--DOMESTIC	BAC-111-200	1152		1152			

TABLE 7
 AIRCRAFT DEPARTURES SCHEDULED AND AIRCRAFT DEPARTURES PERFORMED,
 BY TYPE OF OPERATION, BY AIRCRAFT TYPE, BY COMMUNITY, AND BY CARRIER
 12 MONTHS ENDED DECEMBER 31, 1984

Line No.	Area, state or country Community (Airport name)	Carrier and type of operation	Type of aircraft	Total departures performed			Schedule of departures completed		
				Scheduled service	Non-scheduled service	All services	Number	Percent of departures scheduled	
1	2	3	4	5	6	7	8	9	
1	LA GUARDIA	AL--DOMESTIC	(CONT.)						
2			DC-9-30	8741	6	8747			
3			B-737-100/200	1219		1219			
4		B-727-200	113		113				
5		ALL TYPES	11225	6	11231	11669	11216	96.11	
6		BA--DOMESTIC	B-727-200	1070	10	1080			
7			ALL TYPES	1070	10	1080	1068	1062	99.43
8		CC--DOMESTIC	B-727-200	1895		1895			
9			B-727-100	30		30			
10			DC-10-10	137		137			
11			DC-9-80	50		50			
12			DC-9-30	2		2			
13		ALL TYPES	2114		2114	2133	2109	98.87	
14		DL--DOMESTIC	DC-9-30	839	5	844			
15			B-727-200	5913	1	5914			
16			L-1011/100/20	1093		1093			
17			B-767-200	3069		3069			
18			B-737-100/200	1		1			
19			ALL TYPES	10915	6	10921	11050	10897	98.61
20		EA--DOMESTIC	DC-9-30	2554	1	2555			
21			B-727-100	1215		1215			
22			B-727-200	14488	14	14502			
23			L-1011/100/20	725	1	726			
24			DC-9-50	1175		1175			
25			A-300B	4253	1	4254			
26			EURO AIRBUS 3	2174		2174			
27			ALL TYPES	1369		1369	26441	25874	97.85
28		FH--DOMESTIC	B-727-100	599		599			
29			ALL TYPES	599		599	605	598	98.84
30		NL--DOMESTIC	DC-9-10	372		372			
31			DC-9-30	1107	3	1110			
32			DC-9-80	874	1	877			
33			ALL TYPES	2355	4	2359	2457	2355	95.84
34		AB--DOMESTIC	B-727-100	246		246			
35			B-727-200	2560		2560	2904	2805	96.59
36			ALL TYPES	2806		2806			
37		AV--DOMESTIC	DC-9-30	8137	1	8138			
38			DC-9-80	1964		1964			
39			ALL TYPES	10101	1	10102	10518	10091	95.94
40		CZ--DOMESTIC	DC-9-10	269	4	273			
41			DC-9-30	929	18	947			
42			DC-9-40	59	16	75			
43			ALL TYPES	1257	38	1295	1313	1256	95.65
44		FA--DOMESTIC	DC-10-10	158		158			
45			B-727-200	531	3	534			
46			DC-10-30	86	1	87			
47			L-1011-500 TR	2		2			
48			ALL TYPES	271	4	275	1098	1045	95.17
49		FI--DOMESTIC	B-737-100/200	9432	8	9440			
50			B-727-100	6		6			
51			B-727-200	1018		1018			
52			F-28-4000/600	420		420			
53		ALL TYPES	10866	8	10874	11079	10863	98.05	
54		GH--DOMESTIC	B-737-100/200	457		457			
55			ALL TYPES	457		457	552	436	81.95
56		RC--DOMESTIC	DC-9-30	4246	2	4248			
57			DC-9-10	85		85			
58			DC-9-50	922	4	926			
59			B-727-200	408	2	410			
60			DC-9-80	147	3	150			
61		ALL TYPES	5808	11	5819	5917	5772	97.54	
62		TB--DOMESTIC	B-727-100	1178		1178			
63			B-727-200	2065		2065			
64			L-1011/100/20	181		181			
65			B-727-200	762		762			
66			DC-9-80	608		608			
67		ALL TYPES	4794		4794	4912	4791	97.53	
68		VA--DOMESTIC	B-737-100/200	3275	8	3283			
69			B-727-100	1273	16	1289			
70			B-727-200	2208	33	2241			
71			DC-10-10	139		139			
72			B-767-200	2024		2024			
73			ALL TYPES	8921	57	8978	9521	8916	93.64
74		LB--DOMESTIC	SNEAR-METRO	204		204			
75			F-28-4000/600	2283		2283			
76			ALL TYPES	2487		2487	2532	2476	97.78
77		SA--DOMESTIC	DC-10-10	1		1			
78			ALL TYPES	1		1			
79		ZR--DOMESTIC	DC-9-10	9		9			
80			DC-9-30	78		78			
81			DC-9-80	96		96			
82			ALL TYPES	142		142	146	142	97.26
83		AIRPORT TOTAL	DOMESTIC	B-727-100	5644	14	5658		
84				B-727-200	39765	63	39828		
85				DC-10-10	2019		2019		
86				B-767-200	8383		8383		
87				BAC-111-200	1152		1152		
88				DC-9-30	26433	36	26469		
89				B-737-100/200	14384	16	14400		
90				DC-9-80	3788	6	3794		
91				L-1011/100/20	1999	1	2000		
92									

TABLE 7
AIRCRAFT DEPARTURES SCHEDULED AND AIRCRAFT DEPARTURES PERFORMED,
BY TYPE OF OPERATION, BY AIRCRAFT TYPE, BY COMMUNITY, AND BY CARRIER
12 MONTHS ENDED DECEMBER 31, 1984

Line No.	Area, state or country (Community (Airport name))	Carrier and type of operation	Type of aircraft	Total departures performed			Schedule of departures completed		
				Scheduled service	Nonscheduled service	All services	Departures scheduled	Number	Percent of departures scheduled
1	AIRPORT TOTAL	DOMESTIC	(CONT.)	2057	4	2101			
2			DC-9-50	4253	1	4254			
3			A-300B	2176		2176			
4			EURO AIRBUS 3	1369		1369			
5			B-757-200	735	4	739			
6			DC-9-10	59	16	75			
7			DC-9-40	86	1	87			
8			DC-10-30	2		2			
9			L-1011-500 TR	2693		2693			
10			F-28-4000/600	204		204			
11			SWEAR-METRO	117383	162	117545	118738	115160	96.98
12			ALL TYPES						
13		INTERNATIONAL	B-727-200	16		16			
14			ALL TYPES	16		16	17	16	94.11
15		TOTAL	B-727-100	5664	16	5680			
16			B-727-200	39781	63	39844			
17			DC-10-10	2019		2019			
18			B-767-200	8393		8393			
19			BAC-111-200	1152		1152			
20			DC-9-30	26633	36	26669			
21			B-737-100/200	14384	16	14400			
22			DC-9-80	3700	4	3704			
23			L-1011/100/20	1999	1	2000			
24			DC-9-50	2057	4	2101			
25			A-300B	4253	1	4254			
26			EURO AIRBUS 3	2176		2176			
27			B-757-200	1369		1369			
28			DC-9-10	735	4	739			
29			DC-9-40	59	16	75			
30			DC-10-30	86	1	87			
31			L-1011-500 TR	2		2			
32			F-28-4000/600	2693		2693			
33			SWEAR-METRO	204		204			
34			ALL TYPES	117399	162	117561	118755	115176	96.98
35	COMMUNITY TOTAL BY CARRIER	AA---DOMESTIC	B-767-200	2948		2948			
36			DC-9-80	1		1			
37			B-727-100	1338		1338			
38			B-727-200	9065		9065			
39			DC-10-10	6015		6015			
40			DC-10-30	59		59			
41			B-747	312		312			
42			B-747F	922		922	21185	20602	97.24
43			ALL TYPES	20660		20660			
44		AA---INTERNATIONAL	B-727-100	105		105			
45			B-727-200	1054		1054			
46			DC-10-10	1659		1659			
47			DC-10-30	1		1	2841	2788	98.13
48			ALL TYPES	2819		2819			
49		AA---TOTAL	B-767-200	2948		2948			
50			DC-9-80	1		1			
51			B-727-100	1443		1443			
52			B-727-200	10119		10119			
53			DC-10-10	7674		7674			
54			DC-10-30	60		60			
55			B-747	312		312			
56			B-747F	922		922	24026	23390	97.35
57			ALL TYPES	23479		23479			
58		AL---DOMESTIC	BAC-111-200	2129		2129			
59			B-737-100/200	1225	1	1226			
60			DC-9-30	9393	12	9405			
61			B-727-200	113	1	114			
62			ALL TYPES	12860	14	12874	13405	12842	95.80
63		BN---DOMESTIC	B-727-200	1070	10	1080			
64			ALL TYPES	1070	10	1080	1068	1062	99.43
65		CC---DOMESTIC	B-727-100	1206		1206			
66			ALL TYPES	1206		1206	1243	1202	96.70
67		CL---DOMESTIC	A-300B	90		90			
68			DC-8-50	17		17			
69			DC-8-62	45		45			
70			DC-8-63	457	5	502			
71			ALL TYPES	649	5	654	709	646	91.11
72		CL---INTERNATIONAL	DC-8-50	9	1	10			
73			DC-8-62	93	3	96			
74			DC-8-63	470	51	521			
75			ALL TYPES	572	55	627	601	567	94.34
76		CL---TOTAL	A-300B	50		50			
77			DC-8-50	26	1	27			
78			DC-8-62	138	3	141			
79			DC-8-63	967	56	1023			
80			ALL TYPES	1221	60	1281	1310	1213	92.59
81		CC---DOMESTIC	DC-9-30	2		2			
82			DC-9-80	50		50			
83			B-727-100	30		30			
84			B-727-200	1895		1895			
85			DC-10-10	137		137			
86			ALL TYPES	2114		2114	2133	2109	96.87
87		DL---DOMESTIC	B-737-100/200	1		1			
88			B-767-200	3098		3098			
89			DC-9-30	879	6	885			
90			B-727-200	8334	1	8335			
91			L-1011/100/20	2369		2369			
92			DC-8-71	495		495			
93			ALL TYPES	15136	7	15143	15330	15113	98.58
94		DL---INTERNATIONAL	L-1011/100/20	62		62			
95			DC-8-71	297		297			
96			ALL TYPES	359		359	366	359	98.08
97		DL---TOTAL	B-737-100/200	1		1			

TABLE 7
 AIRCRAFT DEPARTURES SCHEDULED AND AIRCRAFT DEPARTURES PERFORMED,
 BY TYPE OF OPERATION, BY AIRCRAFT TYPE, BY COMMUNITY, AND BY CARRIER
 12 MONTHS ENDED DECEMBER 31, 1984

Line No.	Area, state or country Community (Airport name)	Carrier and type of operation	Type of aircraft	Total departures performed			Departures scheduled	Scheduled departures completed	
				Scheduled service	Nonscheduled service	All services		Number	Percent of departures scheduled
1	COMMUNITY TOTAL BY CARRIER	DL--TOTAL	(CONT.)						
2			B-767-200	3058		3098			
3			DC-9-30	835	6	845			
4			B-727-200	8334	1	8335			
5			L-1011/100/20	2431		2431			
6			DC-8-71	752		792			
7			ALL TYPES	15455	7	15502	15696	15472	98.57
8		EA--DOMESTIC	B-757-200	1547		1547			
9			DC-9-30	3428	1	3429			
10			DC-9-50	1420		1420			
11			A-300B	6063	2	6065			
12			EURD AIRBUS 3	2179		2179			
13			B-727-100	2317	1	2318			
14			B-727-200	18242	16	18258			
15			L-1011/100/20	2276	15	2291			
16			ALL TYPES	37472	35	37507	36143	35358	97.82
17		EA--INTERNATIONAL	A-300B	183		183			
18			B-727-200	399		399			
19			L-1011/100/20	442	1	443			
20			ALL TYPES	1024	1	1025	1026	1019	99.31
21		EA--TOTAL	B-757-200	1547		1547			
22			DC-9-30	3428	1	3429			
23			DC-9-50	1420		1420			
24			A-300B	6246	2	6248			
25			EURD AIRBUS 3	2179		2179			
26			B-727-100	2317	1	2318			
27			B-727-200	18641	16	18657			
28			L-1011/100/20	2718	16	2734			
29			ALL TYPES	38456	36	38532	37169	36377	97.86
30		FF--INTERNATIONAL	R-747	89	7782	7871			
31			ALL TYPES	89	7782	7871	89	89	100.00
32		FH--DOMESTIC	B-727-100	559		599			
33			ALL TYPES	559		599	605	598	98.84
34		FI--DOMESTIC	B-727-100	7	1	8			
35			B-747	462		462			
36			B-747F	611		611			
37			DC-8-61	156		196			
38			DC-8-63F	108	1	109			
39			ALL TYPES	1384	2	1386	1451	1185	81.66
40		FI--INTERNATIONAL	B-747	146	3	149			
41			B-747F	266	5	271			
42			DC-8-63F	3	4	7			
43			ALL TYPES	415	12	427	414	362	87.43
44		FI--TOTAL	B-727-100	7	1	8			
45			B-747	608	3	611			
46			B-747F	877	5	882			
47			DC-8-61	156		196			
48			DC-8-63F	111	5	116			
49			ALL TYPES	1759	14	1813	1865	147	82.94
50		JB--DOMESTIC	DC-10-30	298	71	369			
51			B-707-300C	55	14	69			
52			DC-8-60	109	8	117			
53			DC-8-61	104	22	126			
54			DC-8-62	126	58	184			
55			DC-8-63	160	19	179			
56			DC-8-73	23	17	40			
57			ALL TYPES	892	209	1101	948	948	100.00
58		JB--INTERNATIONAL	DC-10-30	4	126	130			
59			B-707-300C	8	19	27			
60			DC-8-50	5	1	6			
61			DC-8-61	8	26	34			
62			DC-8-62	4	58	62			
63			DC-8-63	6	36	42			
64			DC-8-73	3	17	21			
65			ALL TYPES	38	284	322	42	42	100.00
66		JB--TOTAL	DC-10-30	302	197	499			
67			B-707-300C	63	33	96			
68			DC-8-50	114	9	123			
69			DC-8-61	112	48	160			
70			DC-8-62	130	116	246			
71			DC-8-63	166	55	221			
72			DC-8-73	26	35	61			
73			ALL TYPES	930	493	1423	990	990	100.00
74		RL--DOMESTIC	DC-9-10	372		372			
75			DC-9-30	1107	3	1110			
76			DC-9-80	876	1	877			
77			ALL TYPES	2355	4	2359	2457	2355	95.84
78		RB--DOMESTIC	B-727-100	257		257			
79			B-727-200	2670		2670			
80			DC-10-40	173		173			
81			B-747	407		407			
82			B-747F	434		434			
83			ALL TYPES	3941		3941	4099	3935	95.99
84		RB--INTERNATIONAL	B-747	517	1	518			
85			B-747F		2	2			
86			ALL TYPES	517	3	520	514	514	100.00
87		RB--TOTAL	B-727-100	257		257			
88			B-727-200	2670		2670			
89			DC-10-40	173		173			
90			B-747	924	1	925			
91			B-747F	434	2	436			
92			ALL TYPES	4958	3	4961	4615	4451	96.44
93		RY--DOMESTIC	DC-9-30	8138	1	8139			
94			DC-9-80	1964		1964			
95			ALL TYPES	10102	1	10103	10518	10091	95.94

TABLE 7
AIRCRAFT DEPARTURES SCHEDULED AND AIRCRAFT DEPARTURES PERFORMED,
BY TYPE OF OPERATION, BY AIRCRAFT TYPE, BY COMMUNITY, AND BY CARRIER
12 MONTHS ENDED DECEMBER 31, 1984

Line No.	Area, state or country Community (Airport name)	Carrier and type of operation	Type of aircraft	Total departures performed			Departures scheduled	Scheduled departures completed	
				Scheduled service	Non-scheduled service	All services		Number	Percent of departures scheduled
1	2	3	4	5	6	7	8	9	
1	COMMUNITY TOTAL BY CARRIER	(CONT.)							
2		OZ--DOMESTIC	DC-9-10	269	4	273			
3			DC-9-30	929	18	947			
4			DC-9-40	59	16	75			
5			ALL TYPES	1257	38	1295	1313	1256	95.65
6		PA--DOMESTIC	A-300B	9		9			
7			B-727-100	821		821			
8			B-727-200	9144	12	9156			
9			DC-10-10	387		387			
10			DC-10-30	165	2	167			
11			L-1011-500 TR	1424		1424			
12			B-747	1301	1	1302			
13			B-747-200	156		156			
14			B-747SP	512		512			
15			ALL TYPES	13959	15	13974	14323	13938	97.31
16		PA--INTERNATIONAL	48-737-200C		2	2			
17			A-300B	9		9			
18			B-727-100	1		1			
19			B-727-200	748	4	754			
20			DC-10-10	306	2	308			
21			DC-10-30	180	38	218			
22			L-1011-500 TR	850	3	853			
23			B-747	3204	6	3210			
24			B-747-200	420		420			
25			B-747SP	936	9	945			
26			ALL TYPES	6492	61	6553	6942	6439	98.47
27		PA--TOTAL	48-737-200C		2	2			
28			A-300B	18		18			
29			B-727-100	822		822			
30			B-727-200	9042	18	9060			
31			DC-10-10	693	2	695			
32			DC-10-30	345	37	382			
33			L-1011-500 TR	2274	3	2277			
34			B-747	4505	5	4510			
35			B-747-200	616		616			
36			B-747SP	1466	9	1475			
37			ALL TYPES	20651	76	20727	21065	20577	97.48
38		PI--DOMESTIC	F-28-4000/600	410		410			
39			B-737-100/200	9432	8	9440			
40			B-727-100	6		6			
41			B-727-200	1018		1018			
42			ALL TYPES	10866	8	10874	11079	10863	98.05
43		OH--DOMESTIC	B-737-100/200	457		457			
44			ALL TYPES	457		457	532	436	81.95
45		OS--DOMESTIC	EURO AIRBUS 3	960		960			
46			B-727-100	58		58			
47			B-727-200	182		182			
48			DC-8-62	144		144			
49			ALL TYPES	1344		1344	1345	1338	99.47
50		RC--DOMESTIC	DC-9-10	85		85			
51			DC-9-30	4246	2	4248			
52			DC-9-50	922	4	926			
53			DC-9-80	147	3	150			
54			B-727-200	408	2	410			
55			ALL TYPES	5808	11	5819	5917	5772	97.54
56		TA--DOMESTIC	B-747	31	16	47			
57			ALL TYPES	31	16	47	31	31	100.00
58		TV--INTERNATIONAL	B-747-200	17		17			
59			DC-8-63	97		97			
60			ALL TYPES	114		114	114	91	78.44
61		Tb--DOMESTIC	B-747-200	2136	1	2137			
62			DC-9-80	614		614			
63			B-727-100	2481		2481			
64			B-727-200	8652		8652			
65			L-1011/100/20	3787		3787			
66			B-747	368		368			
67			B-747SP	115		115			
68			ALL TYPES	18183	1	18184	18566	18158	97.80
69		Tb--INTERNATIONAL	L-1011/100/20	1372		1372			
70			B-747	3226	1	3227			
71			B-747SP	331		331			
72			ALL TYPES	4929	1	4930	4975	4910	98.69
73		Tb--TOTAL	B-747-200	2136	1	2137			
74			DC-9-80	614		614			
75			B-727-100	2481		2481			
76			B-727-200	8652		8652			
77			L-1011/100/20	5159		5159			
78			B-747	3624	1	3625			
79			B-747SP	446		446			
80			ALL TYPES	23112	2	23114	23541	23068	97.99
81		UA--DOMESTIC	B-737-100/200	3278	8	3286			
82			B-747-200	3225		3225			
83			B-727-100	1624	18	1642			
84			B-727-200	2738	40	2778			
85			DC-10-10	1574	3	1577			
86			DC-10-30	303		303			
87			B-747	277	7	284			
88			DC-8-50F	655	2	657			
89			DC-8-71	420	53	473			
90			ALL TYPES	14158	131	14289	14922	14128	98.67
91		UR--DOMESTIC	SWEAR-RETR0	363		363			
92			F-28-4000/600	8047	4	8051	8488	8346	98.50
93			ALL TYPES	8410	4	8414			
94		WA--DOMESTIC	B-727-200	481		481			
95			DC-10-10	246		246			
96			ALL TYPES	727		727	731	725	99.17

TABLE 7
 AIRCRAFT DEPARTURES SCHEDULED AND AIRCRAFT DEPARTURES PERFORMED,
 BY TYPE OF OPERATION, BY AIRCRAFT TYPE, BY COMMUNITY, AND BY CARRIER
 12 MONTHS ENDED DECEMBER 31, 1984

Line No.	Area, state or country Community (Airport name)	Carrier and type of operation	Type aircraft	Total departures performed			Scheduled departures completed	
				Scheduled service	Nonscheduled service	All services	Number	Percent of departures scheduled
1	2	3	4	5	6	7	8	9
1	COMMUNITY TOTAL BY CARRIER	(CONT.)						
2		2F--DOMESTIC	DC-9-10	9		9		
3			DC-9-30	78		78		
4			DC-9-80	55		55		
5			ALL TYPES	142		142	146	97.26
6	COMMUNITY TOTAL	DOMESTIC	B-727-100	10741	19	10760		
7			B-727-200	64012	82	64094		
8			DC-10-10	8359	3	8362		
9			B-747	2726	24	2750		
10			*B-747F	1967	1	1967		
11			B-767-200	11407	1	11408		
12			DC-10-30	825	73	898		
13			DC-9-80	3707	4	3711		
14			BAC-111-200	2129		2129		
15			DC-9-30	28160	43	28203		
16			B-737-100/200	14393	17	14410		
17			DC-8-63	657	24	681		
18			DC-8-50	126	8	134		
19			DC-8-62	315	58	373		
20			A-300B	6162	2	6164		
21			L-1011/100/20	8432	15	8447		
22			DC-8-71	915	53	968		
23			DC-9-50	2342	4	2346		
24			EURO AIRBUS 3	3139		3139		
25			B-757-200	1547		1547		
26			*DC-8-63F	108	1	109		
27			*B-747	462		462		
28			*DC-8-61	156		156		
29			*B-727-100	7	1	8		
30			B-707-300C	55	14	69		
31			DC-8-61	104	22	126		
32			DC-8-73	23	17	40		
33			DC-10-40	173		173		
34			B-747SP	627		627		
35			L-1011-500 TR	1424		1424		
36			B-747-200	156		156		
37			*DC-8-50F	695	2	697		
38			SWEAR-METRO	363		363		
39			F-28-4000/600	8477	4	8481		
40			DC-9-10	735	4	739		
41			DC-9-40	59	16	75		
42			ALL TYPES	185782	511	186293	188687	183177 97.07
43		INTERNATIONAL	DC-10-30	165	161	326		
44			B-727-100	106		106		
45			B-727-200	2201	6	2207		
46			DC-10-10	1965	2	1967		
47			DC-8-63	573	87	660		
48			DC-8-62	57		57		
49			DC-8-50	14	2	16		
50			DC-8-71	257		257		
51			L-1011/100/20	1876	1	1877		
52			A-300B	152		152		
53			B-747	7036	7788	14824		
54			*DC-8-63F	3	4	7		
55			*B-747	146	3	149		
56			*B-747F	266	7	273		
57			B-707-300C	8	19	27		
58			DC-8-73	3	18	21		
59			DC-8-61	8	26	34		
60			B-747SP	1305	9	1314		
61			L-1011-500 TR	850	3	853		
62			B-747-200	437		437		
63			*B-737-200C		2	2		
64			ALL TYPES	17568	8199	25767	17728	17382 98.04
65		TOTAL	B-727-100	10847	19	10866		
66			B-727-200	66213	88	66301		
67			DC-10-10	10324	5	10329		
68			B-747	9762	7812	17574		
69			*B-747F	2233	7	2240		
70			B-767-200	11407	1	11408		
71			DC-10-30	1010	234	1244		
72			DC-9-80	3707	4	3711		
73			BAC-111-200	2129		2129		
74			DC-9-30	28160	43	28203		
75			B-737-100/200	14393	17	14410		
76			DC-8-63	1230	111	1341		
77			DC-8-50	140	10	150		
78			DC-8-62	412	119	531		
79			A-300B	6354	2	6356		
80			L-1011/100/20	10308	16	10324		
81			DC-8-71	1212	53	1265		
82			DC-9-50	2342	4	2346		
83			EURO AIRBUS 3	3139		3139		
84			B-757-200	1547		1547		
85			*DC-8-63F	111	5	116		
86			*B-747	608	3	611		
87			*DC-8-61	156		156		
88			*B-727-100	7	1	8		
89			B-707-300C	43	33	76		
90			DC-8-61	112	48	160		
91			DC-8-73	26	35	61		
92			DC-10-40	173		173		
93			B-747SP	1932	9	1941		
94			L-1011-500 TR	2274	3	2277		
95			B-747-200	633		633		
96			*B-737-200C		2	2		
97			*DC-8-50F	695	2	697		
98			SWEAR-METRO	363		363		
99			F-28-4000/600	8477	4	8481		
100			DC-9-10	735	4	739		
101			DC-9-40	59	16	75		
102			ALL TYPES	203350	8710	212060	206415	200559 97.16
103		ROCHESTER	B-727-100	1143		1143		
104		(ROCHESTER-NORWICH COUNTY)	B-727-200	81		81		
105			DC-9-80	2		2		
106			ALL TYPES	1226		1226	1241	1226 98.79

TABLE 7
 AIRCRAFT DEPARTURES SCHEDULED AND AIRCRAFT DEPARTURES PERFORMED,
 BY TYPE OF OPERATION, BY AIRCRAFT TYPE, BY COMMUNITY, AND BY CARRIER
 12 MONTHS ENDED DECEMBER 31, 1964

L i n e No.	Area, state or country Community (Airport name)	Carrier and type of operation	Type of aircraft	Total departures performed			Departures scheduled	Schedule of departures completed	
				Scheduled service	Nonscheduled service	All services		Number	Percent of departures scheduled
1	2	3	4	5	6	7	8	9	
1	ROCHESTER-MONROE COUNTY	(CONT.)							
2		AL--DOMESTIC	BAC-111-200	2129		2129			
3			DC-9-30	5571	66	5637			
4			B-727-200	1192		1192			
5			B-737-100/200	2160	11	2171			
6			ALL TYPES	11052	77	11129	11354	11032	97.16
7									
8		EA--DOMESTIC	B-727-100	535		535			
9			DC-9-30	123		123			
10			DC-9-50	290		290			
11			B-727-200	460		460			
12			ALL TYPES	1408		1408	1417	1396	98.51
13									
14		IB--DOMESTIC	DC-9-10	376		376			
15			ALL TYPES	376		376	395	376	95.18
16									
17		PI--DOMESTIC	B-737-100/200	122		122			
18			ALL TYPES	122		122	122	122	100.00
19									
20		RC--DOMESTIC	DC-9-50	3		3			
21			DC-9-10	4		4			
22			DC-9-30	210		210			
23			ALL TYPES	217		217	217	214	99.53
24									
25		UA--DOMESTIC	B-737-100/200	1080		1080			
26			B-727-100	321	2	323			
27			B-727-200	1064		1064			
28			DC-8-71		5	5			
29			ALL TYPES	2465	7	2472	2540	2449	96.41
30									
31		UR--DOMESTIC	F-28-4000/600	4626	75	4701			
32			SWEAR-NETRO	9		9			
33			ALL TYPES	4635	75	4710	4682	4582	97.66
34									
35		COMMUNITY TOTAL	DOMESTIC	B-727-100	1999	2	2001		
36			B-727-200	2797		2797			
37			DC-9-80	2		2			
38			BAC-111-200	2129		2129			
39			DC-9-30	5904	66	5970			
40			B-737-100/200	3342	11	3353			
41			DC-9-50	293		293			
42			DC-9-10	380		380			
43			DC-8-71		5	5			
44			F-28-4000/600	4626	75	4701			
45			SWEAR-NETRO	9		9			
46			ALL TYPES	21901	159	21660	21968	21399	97.40
47									
48		SYRACUSE							
49		(CLARENCE E HANCOCK)							
50			AA--DOMESTIC	B-727-100	542		542		
51			B-727-200	730		730			
52			DC-10-10	2		2			
53			B-747-200	1		1			
54			ALL TYPES	1275		1275	1290	1275	98.83
55									
56			AL--DOMESTIC	BAC-111-200	3092		3092		
57			DC-9-30	4367	45	4412			
58			B-727-200	255		255			
59			B-737-100/200	849	7	856			
60			ALL TYPES	8583	52	8635	8623	8570	97.13
61									
62			EA--DOMESTIC	DC-9-30	726		726		
63			B-727-100	46		46			
64			B-727-200	236		236			
65			L-1011/100/20	1		1			
66			DC-9-50	462		462			
67			A-300B	1		1			
68			ALL TYPES	1472		1472	1471	1458	99.11
69									
70			FJ--DOMESTIC	90C-8-43F	68		68		
71			90C-8-41	59		59			
72			90B-727-100	123		123			
73			90B-747	1		1			
74			ALL TYPES	251		251	251	225	89.64
75									
76			IB--DOMESTIC	DC-9-10	32		32		
77			ALL TYPES	32		32	34	32	94.11
78									
79			PA--DOMESTIC	B-727-200	1		1		
80			ALL TYPES	1		1			
81									
82			PA--INTERNATIONAL	B-727-200	1		1		
83			ALL TYPES	1		1			
84									
85			PA--TOTAL	B-727-200	2		2		
86			ALL TYPES	2		2			
87									
88			PE--DOMESTIC	B-737-100/200	1423		1423		
89			B-727-200	1315		1315			
90			ALL TYPES	2738		2738	2823	2753	96.81
91									
92			TB--DOMESTIC	B-725-200	191		191		
93			B-727-100	404		404			
94			ALL TYPES	595		595	606	593	97.85
95									
96			UA--DOMESTIC	B-727-100	491	3	494		
97			B-727-200	979	2	981			
98			B-737-100/200	274		274			
99			DC-8-71		2	2			
100			ALL TYPES	1744	7	1751	1768	1756	97.09
101									
102			LB--DOMESTIC	SWEAR-NETRO	6658		6658		
103			F-28-4000/600	9774	29	9803			
104			ALL TYPES	16429	29	16458	17001	16375	96.31
105									
106			COMMUNITY TOTAL	DOMESTIC	B-727-100	1483	3	1486	
107				B-727-200	3707	2	3709		
108				DC-10-10	2		2		
109				B-747-200	1		1		
110				BAC-111-200	3092		3092		
111				DC-9-50	5083		5083		
112				B-737-100/200	2864	45	2909		
				L-1011/100/20	1	7	237		

TABLE 7
 AIRCRAFT DEPARTURES SCHEDULED AND AIRCRAFT DEPARTURES PERFORMED,
 BY TYPE OF OPERATION, BY AIRCRAFT TYPE, BY COMMUNITY, AND BY CARRIER
 12 MONTHS ENDED DECEMBER 31, 1984

Line No.	Area, state or country Community (Airport name)	Carrier and type of operation	Type of aircraft	Total departures performed			Departures scheduled		Number of departures completed	
				Scheduled service	Non-scheduled service	All services	Number	Percent of departures completed		
1	2	3	4	5	6	7	8	9		
1	COMMUNITY TOTAL	DOMESTIC	(CONT.)							
2			DC-9-50	462		462				
3			A-300B	1		1				
4			*DC-8-63F	68		68				
5			*DC-8-61	59		59				
6			*B-727-100	123		123				
7			*B-747	1		1				
8			DC-9-10	32		32				
9			DC-8-71		2	2				
10			SWEAR-METRO	6655		6655				
11			F-28-4000/600	9774	29	9803				
12			ALL TYPES	33122	88	33210	34087	32997	96.80	
13		INTERNATIONAL	B-727-200	1		1				
14			ALL TYPES	1		1				
15		TOTAL	B-727-100	1483	3	1486				
16			B-727-200	3708	2	3710				
17			DC-10-10	2		2				
18			B-767-200	1		1				
19			BAC-111-200	3052		3092				
20			DC-9-30	5093	45	5138				
21			B-737-100/200	2568	7	2575				
22			L-1011/100/20	1		1				
23			DC-9-50	462		462				
24			A-300B	1		1				
25			*DC-8-63F	68		68				
26			*DC-8-61	59		59				
27			*B-727-100	123		123				
28			*B-747	1		1				
29			DC-9-10	32		32				
30			DC-8-71		2	2				
31			SWEAR-METRO	6655		6655				
32			F-28-4000/600	9774	29	9803				
33			ALL TYPES	33123	88	33211	34087	32997	96.80	
34	UTICA/ROWE (ONEIDA COUNTY)	LR--DOMESTIC	SWEAR-METRO	1381		1381				
35			F-28-4000/600	1683	30	1713				
36			ALL TYPES	3064	30	3094	3199	3027	94.62	
37	WHITE PLAINS (WESTCHESTER COUNTY)	QH--DOMESTIC	B-737-100/200	240		240	279	232	83.15	
38			ALL TYPES	240		240				
39		LA--DOMESTIC	B-737-100/200	684		684	715	684	95.66	
40			ALL TYPES	684		684				
41		LR--DOMESTIC	SWEAR-METRO	290		290				
42			F-28-4000/600	485		485				
43			ALL TYPES	775		775	827	775	93.71	
44		ZR--DOMESTIC	DC-9-10	156		156				
45			DC-9-30	1		1				
46			ALL TYPES	157		157	161	157	97.51	
47	COMMUNITY TOTAL	DOMESTIC	B-737-100/200	924		924				
48			SWEAR-METRO	290		290				
49			F-28-4000/600	485		485				
50			DC-9-10	156		156				
51			DC-9-30	1		1				
52			ALL TYPES	1856		1856	1982	1848	93.23	
53	NORTH CAROLINA									
54	ASHEVILLE (ASHEVILLE MUNI)	PI--DOMESTIC	B-737-100/200	1332	6	1338				
55			B-727-100	10		10				
56			B-727-200	1253		1253				
57			F-28-4000/600	872		872				
58			ALL TYPES	3467	6	3473	3511	3450	98.26	
59	CHARLOTTE (DOUGLAS MUNI)	AL--DOMESTIC	BAC-111-200	843		843				
60			DC-9-30	412	2	414				
61			ALL TYPES	1255	2	1257	1267	1253	98.89	
62		DL--DOMESTIC	DC-9-30	658	5	663				
63			B-727-200	489		489				
64			B-737-100/200	556	1	557				
65			DC-8-71	181		181				
66			ALL TYPES	1884	6	1890	1889	1880	99.52	
67		EA--DOMESTIC	DC-9-30	10859		10899				
68			B-727-100	1079		1079				
69			B-727-200	3422		3422				
70			DC-9-50	1580		1580				
71			A-300B	10		10				
72			B-737-200	891		891				
73			L-1011/100/20	8		8				
74			ALL TYPES	17889		17889	18159	17804	98.04	
75		F1--DOMESTIC	*DC-8-63F	6		6				
76			*DC-8-61	9		9				
77			*B-727-100	4		4				
78			*B-747	17		17				
79			*B-747	3		3				
80			ALL TYPES	39		39	17	12	70.58	
81		C2--DOMESTIC	DC-9-10	243		243				
82			DC-9-30	1111		1111				
83			DC-9-40	41		41				
84			ALL TYPES	1395		1395	1409	1394	99.07	
85		PA--DOMESTIC	B-727-100	86		86				
86			B-727-200	274		274				
87			B-747	1		1				
88			ALL TYPES	360	1	361	366	360	98.36	
89		PI--DOMESTIC	B-737-100/200	33838	10	33848				
90			B-727-100	89		89				

TABLE 7
 AIRCRAFT DEPARTURES SCHEDULED AND AIRCRAFT DEPARTURES PERFORMED,
 BY TYPE OF OPERATION, BY AIRCRAFT TYPE, BY COMMUNITY, AND BY CARRIER
 12 MONTHS ENDED DECEMBER 31, 1984

Line No.	Area, state or country Community (Airport name)	Carrier and type of operation	Type of aircraft	Total departures performed			Departures scheduled	Scheduled departures completed	
				Scheduled service	Non-scheduled service	All services		Number	Percent of departures scheduled
1	2	3	4	5	6	7	8	9	
1	DOUGLAS MUNI	PI--DOMESTIC	(CONT.)						
2			B-727-200	16701		16701			
3			F-28-4000/600	446		446			
4		ALL TYPES	51074	10	51084	51456	51045	99.20	
5		UA--DOMESTIC	B-737-100/200	756		756			
6			B-727-100	502	3	505			
7			B-727-200	387	1	388			
8			DC-8-71	1645	7	1652	1673	1640	98.02
9		ALL TYPES	1645	11	1656				
10		VK--DOMESTIC	DL-188A/C	156		156			
11			*CV-640	229		229			
12			*DC-6	51		51			
13			*L-100-10	2		2			
14			*DC-8-30	9		9			
15			*DC-8-62	3		3			
16		ALL TYPES	450		450	257	257	100.00	
17		COMMUNITY TOTAL	DOMESTIC	BAC-111-200	843		843		
18	DC-9-30			13080	7	13087			
19	B-727-200			21275	1	21276			
20	B-737-100/200			35150	11	35161			
21	DC-8-71			181	7	188			
22	B-727-100			1756	3	1759			
23	DC-9-50			1580		1580			
24	A-300B			10		10			
25	B-757-200			891		891			
26	L-1011/100/20			8		8			
27	*DC-8-43F			6		6			
28	*DC-8-61			9		9			
29	*B-727-100			4		4			
30	*B-747F			17		17			
31	*B-747			3		3			
32	DC-9-10			243		243			
33	DC-9-40			41		41			
34	B-747				1	1			
35	F-28-4000/600			446		446			
36	DL-188A/C			156		156			
37	*CV-640			229		229			
38	*DC-6			51		51			
39	*L-100-10			2		2			
40	*DC-8-30	9		9					
41	*DC-8-62	3		3					
42	ALL TYPES	75951	30	76021	76493	75447	98.89		
43	FAYETTEVILLE (FAYETTEVILLE MUNI/GRANIS FLD)	PI--DOMESTIC	B-737-100/200	2472		2472			
44			B-727-100	1		1			
45			B-727-200	815		815			
46			F-28-4000/600	538		538	3862	3794	98.23
47	ALL TYPES	3826		3826					
48	GREENSBORO/HIGH PT/WINSTN (GREENSBORO-HIGH PT-WINSTN REG.)	AL--DOMESTIC	DC-9-30	1142		1142			
49			BAC-111-200	151		151			
50			B-737-100/200	1		1	1312	1293	98.55
51		ALL TYPES	1294		1294				
52		DL--DOMESTIC	DC-9-30	994		994			
53			B-727-200	611		611			
54			B-737-100/200	591	1	592	2202	2184	99.27
55		ALL TYPES	2196	1	2197				
56		EA--DOMESTIC	DC-9-30	3275		3275			
57			B-727-100	302		302			
58	B-727-200		1154		1154				
59	DC-9-30		261		261				
60	B-797-200	1		1	5070	4960	97.83		
61	ALL TYPES	4993		4993					
62	CJ--DOMESTIC	DC-9-30	455		455				
63		DC-9-10	59	1	60				
64		DC-9-40	18	1	19	533	530	99.43	
65	ALL TYPES	531	2	533					
66	PE--DOMESTIC	B-737-100/200	30		30				
67		B-727-200	33		33	65	63	96.92	
68	ALL TYPES	63		63					
69	PI--DOMESTIC	B-737-100/200	7708	181	7889				
70		B-727-100	130	3	133				
71		B-727-200	3456	15	3511				
72		F-28-4000/600	421	10	431	11846	11682	98.61	
73		ALL TYPES	11755	209	11964				
74	UA--DOMESTIC	B-737-100/200	654		654				
75		B-727-100	297	1	298				
76		B-727-200	335	1	336				
77		DC-8-71	1286	4	1290	1305	1281	98.16	
78		ALL TYPES	1286	6	1292				
79	COMMUNITY TOTAL	DOMESTIC	DC-9-30	5846		5846			
80			BAC-111-200	151		151			
81			B-737-100/200	894	182	916			
82			B-727-200	5628	16	5644			
83			B-727-100	729	4	733			
84			DC-9-30	261		261			
85			B-797-200	1		1			
86			DC-9-10	59	1	60			
87			DC-9-40	18	1	19			
88			F-28-4000/600	421	10	431			
89			DC-8-71	4	4	8			
90	ALL TYPES	22118	219	22336	22333	21999	98.48		
91	JACKSONVILLE/LAMP LEJUNE (ALBERT J. ELLIS)	PI--DOMESTIC	B-737-100/200	1775		1775			
92			B-727-200	1		1			
93			F-28-4000/600	1		1	1792	1771	98.82
94			ALL TYPES	1777		1777			

TABLE 7
 AIRCRAFT DEPARTURES SCHEDULED AND AIRCRAFT DEPARTURES PERFORMED,
 BY TYPE OF OPERATION, BY AIRCRAFT TYPE, BY COMMUNITY, AND BY CARRIER
 12 MONTHS ENDED DECEMBER 31, 1984

L 1 8 P No.	Area, state or country Community (Airport name)	Carrier and type of operation	Type of aircraft	Total departures performed			Departures scheduled	Scheduled departures completed						
				Scheduled service	Non-scheduled service	All services		Number	Percent of departures scheduled					
	1	2	3	4	5	6	7	8	9					
1	WINSTON (STALLINGS FIELD)	PI--DOMESTIC	B-737-100/200	1148	13	1161	1462	1440	98.49					
2			B-727-200	214		214								
3			F-28-4000/600	91	4	95								
4			ALL TYPES	1453	17	1470								
5														
6	RALEIGH/DURHAM (RALEIGH-DURHAM)	AL--DOMESTIC	DC-9-30	971	1	972	981	971	98.98					
7			BAC-111-200	1		1								
8			ALL TYPES	972	1	973								
9														
10														
11	OL--DOMESTIC	DC-9-30	DC-9-30	1544	1	1545	4428	4393	99.20					
12			B-727-200	1296		1296								
13			DC-8-71	120		120								
14			L-1011/100/20	265		265								
15			B-737-100/200	1172		1172								
16	B-767-200	2		2										
17	ALL TYPES	4399	1	4400										
18														
19	EA--DOMESTIC	DC-9-30	DC-9-30	3372		3372	6931	6791	97.98					
20			B-727-100	1060		1060								
21			B-727-200	1252		1252								
22			DC-9-50	1145		1145								
23			B-757-200	2		2								
24	L-1011/100/20	2	2	4										
25	ALL TYPES	6833	2	6835										
26														
27	NY--DOMESTIC	DC-9-30	DC-9-30	5330		5330	5465	5384	98.51					
28			DC-9-80	60		60								
29			ALL TYPES	5390		5390								
30														
31	OZ--DOMESTIC	DC-9-10	DC-9-10	28		28	982	970	98.77					
32			DC-9-30	901	4	907								
33			DC-9-40	41	2	43								
34			ALL TYPES	970	8	978								
35														
36	PA--DOMESTIC	B-727-200	B-727-200	268		268	366	363	99.18					
37			B-727-100	97		97								
38			ALL TYPES	365		365								
39														
40	PI--DOMESTIC	B-737-100/200	B-737-100/200	5098	51	5149	8056	7933	98.47					
41			B-727-100	12		12								
42			B-727-200	2797		2797								
43			F-28-4000/600	51		51								
44			ALL TYPES	7958	51	8009								
45														
46	TB--DOMESTIC	B-727-100	B-727-100	61		61	247	244	98.78					
47			B-727-200	184		184								
48			ALL TYPES	245		245								
49														
50	UA--DOMESTIC	B-727-100	B-727-100	345	3	348	1453	1437	98.89					
51			B-727-200	822	1	823								
52			B-737-100/200	271		271								
53			DC-8-71	2	2	4								
54			ALL TYPES	1438	6	1444								
55														
56	COMMUNITY TOTAL	DOMESTIC	DC-9-30	12118	8	12126	28909	28486	98.53					
57			BAC-111-200	1		1								
58			B-727-200	6419	1	6420								
59			DC-8-71	120	2	122								
60			L-1011/100/20	267	2	269								
61			B-737-100/200	6541	51	6592								
62			B-767-200	2		2								
63			B-727-100	1575	3	1578								
64			DC-9-50	1145		1145								
65			B-757-200	2		2								
66			DC-9-80	60		60								
67			DC-9-10	28		28								
68			DC-9-40	41	2	43								
69			F-28-4000/600	51		51								
70			ALL TYPES	28570	69	28639								
71														
72	MILRINGTON (NEW HAMOVER COUNTY)	PI--DOMESTIC	B-737-100/200	2751	4	2755	3094	3041	98.28					
73			F-28-4000/600	295		295								
74			ALL TYPES	3046	4	3050								
75														
76	NORTH CAROLINA	FL--DOMESTIC	B-737-100/200	1427		1427	1456	1426	97.93					
77			ALL TYPES	1427		1427								
78														
79			NB--DOMESTIC	B-727-100	B-727-100	377					377	1171	1140	99.06
80					B-727-200	788					788			
81					ALL TYPES	1165					1165			
82														
83			RC--DOMESTIC	CV-580	CV-580	17					17	1062	1010	96.92
84					DC-9-50	411					411			
85					DC-9-30	59					59			
86					DC-9-10	533					533			
87					B-727-200	2					2			
88			ALL TYPES	1022		1022								
89														
90			NA--DOMESTIC	B-737-100/200	B-737-100/200	504					504	509	504	99.01
91	ALL TYPES	504				504								
92														
93	COMMUNITY TOTAL	DOMESTIC	B-737-100/200	1931		1931	4178	4100	98.13					
94			B-727-100	377		377								
95			B-727-200	788		788								
96			CV-580	17		17								
97			DC-9-50	411		411								
98			DC-9-30	59		59								
99	DC-9-10	533		533										
100	ALL TYPES	4118		4118										
101														
102	FARGO/HOODHEAD (VECTOR FIELD)	FL--DOMESTIC	B-737-100/200	1083		1083	1106	1063	97.92					
103			ALL TYPES	1083		1083								
104														
105														
106	NB--DOMESTIC	B-727-100	B-727-100	681		681								
107														
108														
109														
110														
111														
112														

TABLE 7
 AIRCRAFT DEPARTURES SCHEDULED AND AIRCRAFT DEPARTURES PERFORMED,
 BY TYPE OF OPERATION, BY AIRCRAFT TYPE, BY COMMUNITY, AND BY CARRIER
 12 MONTHS ENDED DECEMBER 31, 1984

Line No.	Area, state or country Community (Airport name)	Carrier and type of operation	Type of aircraft	Total departures performed			Schedule of departures completed		
				Scheduled service	Nonscheduled service	All services	Departures scheduled	Number	Percent of departures scheduled
1	2	3	4	5	6	7	8	9	
1	HECTOR FIELD	N8--DOMESTIC	(CONT.)						
2			B-727-200	958		958			
3			DC-10-40	2		2			
4		ALL TYPES	1641		1641	1647	1628	98.84	
5		RC--DOMESTIC	CV-580	8		8			
6			DC-9-50	95	4	99			
7			DC-9-30	328	5	333			
8			DC-9-10	323	1	324			
9			DC-9-80	286	3	289			
10			ALL TYPES	1041	15	1056	1038	1027	98.94
11		UA--DOMESTIC	B-737-100/200	124		124			
12			ALL TYPES	124		124	127	124	97.63
13		COMMUNITY TOTAL	DOMESTIC	B-737-100/200	1207		1207		
14			B-727-100	681		681			
15			B-727-200	959	2	961			
16			DC-10-40	2		2			
17			CV-580	8		8			
18			DC-9-50	95	4	99			
19			DC-9-30	328	5	333			
20			DC-9-10	323	1	324			
21			DC-9-80	286	3	289			
22			ALL TYPES	3889	15	3904	3918	3862	98.57
23			GRAND FORKS (GRAND FORKS INTERNATIONAL)	FL--DOMESTIC	B-737-100/200	528		528	
24		ALL TYPES			528		528	542	528
25		N8--DOMESTIC	B-727-100	483		483			
26			B-727-200	557	1	598			
27			ALL TYPES	1080	1	1081	1088	1067	98.06
28	RC--DOMESTIC	DC-9-30	738		738				
29		CV-580	6	2	6				
30		DC-9-50	841	3	843				
31		DC-9-10	100	3	103				
32		DC-9-80	3		3				
33		ALL TYPES	1690	5	1695	1732	1681	97.05	
34	COMMUNITY TOTAL	DOMESTIC	B-737-100/200	528		528			
35		B-727-100	483		483				
36		B-727-200	559	1	600				
37		DC-9-30	738		738				
38		CV-580	6		6				
39		DC-9-50	841	2	843				
40		DC-9-10	100	3	103				
41		DC-9-80	3		3				
42		ALL TYPES	3258	6	3304	3362	3276	97.44	
43		MINDT (MINDT INTERNATIONAL)	FL--DOMESTIC	B-737-100/200	1181		1181		
44	ALL TYPES			1181		1181	1201	1179	98.16
45	RC--DOMESTIC		DC-9-30	274		274			
46			DC-9-50	600	2	602			
47			DC-9-10	158		158			
48			CV-580	1		1			
49			B-727-200	2		2			
50			DC-9-80	1		1			
51	ALL TYPES		1036	2	1038	1053	1018	96.67	
52	COMMUNITY TOTAL		DOMESTIC	B-737-100/200	1181		1181		
53			DC-9-30	274		274			
54		DC-9-50	600	2	602				
55		DC-9-10	158		158				
56		CV-580	1		1				
57		ALL TYPES	2217	2	2219	2254	2197	97.47	
58	OHIO	EA--DOMESTIC	B-727-100	48		48			
59			B-727-200	1		1			
60			ALL TYPES	49		49	50	49	98.00
61		PI--DOMESTIC	B-737-100/200	301	2	303			
62			B-727-100	1		1			
63			ALL TYPES	419	2	419	732	719	98.22
64		UA--DOMESTIC	B-737-100/200	1485		1485			
65			B-727-100	15	1	16			
66			ALL TYPES	1633	1	1634	1668	1621	97.18
67		Z8--DOMESTIC	DASH-7	794		794			
68			BAE-146-1	364		364			
69			ALL TYPES	1158		1158	1223	1157	94.60
70			COMMUNITY TOTAL	DOMESTIC	B-727-100	44	1	65	
71		B-727-200	553		553				
72		B-737-100/200	1786	2	1788				
73		DASH-7	794		794				
74		BAE-146-1	364		364				
75	ALL TYPES	3561	3	3564	3673	3546	96.54		
76	CINCINNATI (GREATER CINCINNATI)	AA--DOMESTIC	B-727-100	663		663			
77			B-727-200	1293		1293			
78			DC-9-80	1		1			
79			ALL TYPES	1958		1958	1901	1957	98.78
80		AL--DOMESTIC	BAC-111-200	1553		1553			
81	DC-9-30	2778	72	2850					

**TABLE 7
AIRCRAFT DEPARTURES SCHEDULED AND AIRCRAFT DEPARTURES PERFORMED,
BY TYPE OF OPERATION, BY AIRCRAFT TYPE, BY COMMUNITY, AND BY CARRIER
12 MONTHS ENDED DECEMBER 31, 1984**

Line No.	Aircraft Community (Airport name)	Carrier and type of operation	Type of aircraft	Total departures performed			Scheduled departures completed			
				Scheduled service	Nonscheduled service	All services	Number	Percent of departures scheduled		
1	GREATER CINCINNATI	AL--DOMESTIC	CGM-1							
2			B-737-100/200	139	1	140	4537	4468	98.47	
3			ALL TYPES	4470	73	4543				
4										
5		CC--DOMESTIC		B-727-200	176		176	216	210	97.22
6				B-727-100	33		33			
7				DC-9-30	1		1			
8				DC-9-80	1		1			
9		ALL TYPES	211		211					
10		DL--DOMESTIC		DC-9-30	2619	8	2627	15280	19165	99.40
11				B-727-200	15161	1	15162			
12				L-1011/100/20	16		16			
13				DC-8-71	123	2	125			
14				B-737-100/200	708		708			
15				B-767-200	542	2	544			
16				B-757-200	31		31			
17		ALL TYPES	19198	13	19211					
18		FI--DOMESTIC		DC-8-61	2		2	63	33	52.38
19				B-727-100	34		34			
20				ALL TYPES	36		36			
21		PA--DOMESTIC		B-727-200	419	1	420	485	470	96.90
22				B-727-100	51		51			
23				ALL TYPES	470	1	471			
24		PI--DOMESTIC		B-737-100/200	1779	27	1806	3034	3008	99.14
25				B-727-100	3		3			
26				B-727-200	1185		1185			
27				F-28-4000/600	48		48			
28		ALL TYPES	2015	27	2042					
29		QH--DOMESTIC		B-737-100/200	164		164	164	161	98.17
30				ALL TYPES	164		164			
31		QH--INTERNATIONAL		B-737-100/200	1		1	1	1	
32				ALL TYPES	1		1			
33		QH--TOTAL		B-737-100/200	165		165	164	161	98.17
34				ALL TYPES	165		165			
35		RC--DOMESTIC		DC-9-30	2129	7	2136	5116	5036	98.43
36				DC-9-50	457	5	462			
37				CV-580	387		387			
38				DC-9-10	2000		2000			
39				B-727-200	49		49			
40				DC-9-80	44		44			
41				ALL TYPES	5066	12	5078			
42										
43		RL--DOMESTIC		BH-99	323		323	336	324	96.42
44				SHEAR-METRO	1		1			
45				ALL TYPES	324		324			
46		TN--DOMESTIC		B-727-100	702		702	2243	2207	98.39
47				B-727-200	930	1	931			
48				DC-9-80	577		577			
49				ALL TYPES	2209	1	2210			
50		LA--DOMESTIC		B-737-100/200	1452	4	1456	1501	1455	96.93
51				B-727-200	6	19	25			
52				B-727-100	5	14	19			
53				DC-8-71	7	7	14			
54				ALL TYPES	1463	44	1507			
55		ZC--DOMESTIC		BAC-111-200	27		27	28	27	96.42
56				ALL TYPES	27		27			
57		ZR--DOMESTIC		B-737-100/200	63		63	67	63	94.02
58				ALL TYPES	63		63			
59		COMMUNITY TOTAL	DOMESTIC	B-727-100	1457	14	1471	39051	38504	98.80
60				B-727-200	19219	22	19241			
61		DC-9-80	623		623					
62		B-767-200	543	2	545					
63		BAC-111-200	1580		1580					
64		DC-9-30	7527	87	7614					
65		B-737-100/200	4305	32	4337					
66		L-1011/100/20	16		16					
67		DC-8-71	123	9	132					
68	B-757-200	31		31						
69	DC-8-61	2		2						
70	B-727-100	34		34						
71	F-28-4000/600	48		48						
72	DC-9-50	457	5	462						
73	CV-580	387		387						
74	DC-9-10	2000		2000						
75	BH-99	323		323						
76	SHEAR-METRO	1		1						
77	ALL TYPES	38674	171	38845						
78	INTERNATIONAL		B-737-100/200	1		1	1	1		
79			ALL TYPES	1		1				
80	TOTAL		B-727-100	1457	14	1471	39051	38504	98.80	
81			B-727-200	19219	22	19241				
82			DC-9-80	623		623				
83			B-767-200	543	2	545				
84			BAC-111-200	1580		1580				
85			DC-9-30	7527	87	7614				
86			B-737-100/200	4306	32	4338				
87			L-1011/100/20	16		16				
88			DC-8-71	123	9	132				
89			B-757-200	31		31				
90			DC-8-61	2		2				
91			B-727-100	34		34				
92			F-28-4000/600	48		48				
93			DC-9-50	457	5	462				
94			CV-580	387		387				
95			DC-9-10	2000		2000				
96			BH-99	323		323				
97	SHEAR-METRO	1		1						

TABLE 7
 AIRCRAFT DEPARTURES SCHEDULED AND AIRCRAFT DEPARTURES PERFORMED,
 BY TYPE OF OPERATION, BY AIRCRAFT TYPE, BY COMMUNITY, AND BY CARRIER
 12 MONTHS ENDED DECEMBER 31, 1984

L 1 2 3 4 5 6 7 8 9 10 11 12 13 14 15 16 17 18 19 20 21 22 23 24 25 26 27 28 29 30 31 32 33 34 35 36 37 38 39 40 41 42 43 44 45 46 47 48 49 50 51 52 53 54 55 56 57 58 59 60 61 62 63 64 65 66 67 68 69 70 71 72 73 74 75 76 77 78 79 80 81 82 83 84 85 86 87 88 89 90 91 92 93 94 95 96 97 98 99 100 101 102 103 104 105 106 107 108 109 110 111 112	No.	Area, state or country Community (Airport name)	Carrier and type of operation	Type of aircraft	Total departures performed			Departures scheduled	Scheduled departures completed	
					Scheduled service	Non-scheduled service	All services		Number	Percent of departures scheduled
		COMMUNITY TOTAL	TOTAL	(CONT.) ALL TYPES	38675	171	38846	39051	38584	98.80
		CLEVELAND (HOPKINS INTERNATIONAL)	AA--DOMESTIC	B-727-100 B-727-200 DC-10-10 ALL TYPES	395 2453 4 2852		395 2453 4 2852	2886	2852	98.82
			AA--INTERNATIONAL	DC-10-30 ALL TYPES	1 1		1 1	1		.00
			AA--TOTAL	B-727-100 B-727-200 DC-10-10 DC-10-30 ALL TYPES	395 2453 4 1 2853		395 2453 4 1 2853	2887	2852	98.78
			AL--DOMESTIC	BAC-111-200 DC-9-30 B-737-100/200 B-727-200 ALL TYPES	1757 4508 47 108 6420	208 162	1757 4716 209 108 6790	6504	6409	98.53
			CC--DOMESTIC	B-727-200 DC-9-10 DC-9-30 B-727-100 DC-9-80 ALL TYPES	769 36 723 57 129 1716		769 36 723 57 129 1716	1717	1701	99.06
			DL--DOMESTIC	DC-9-30 B-727-200 B-737-100/200 ALL TYPES	1826 1127 4 2957	3 2	1829 1125 4 2962	2985	2956	99.02
			EA--DOMESTIC	DC-9-30 B-727-100 B-727-200 DC-9-50 ALL TYPES	1500 120 415 492 2527	2	1500 120 417 492 2529	2558	2518	98.43
			FT--DOMESTIC	*DC-8-63F *DC-8-61 *B-747F *B-727-100 ALL TYPES	143 214 1 36 394	1 1	143 214 2 36 395	483	383	79.29
			IA--DOMESTIC	DC-9-10 ALL TYPES	660 680		680 680	707	680	96.18
			PL--DOMESTIC	DC-9-10 DC-9-30 DC-9-80 ALL TYPES	1490 211 6 1707	3 2	1493 213 6 1712	1733	1707	98.49
			NI--DOMESTIC	DC-9-30 DASH-7 DC-9-80 ALL TYPES	245 1 10 256	1 1	245 2 10 257	315	253	80.31
			NB--DOMESTIC	B-727-100 B-727-200 DC-10-40 ALL TYPES	518 2859 9 3382	1	518 2860 9 3383	3479	3371	96.89
			AV--DOMESTIC	DC-9-30 ALL TYPES	383 383		383 383	424	380	89.62
			CZ--DOMESTIC	DC-9-10 DC-9-30 DC-9-40 ALL TYPES	166 466 20 652	2 15 6 23	168 481 26 675	649	652	97.45
			PA--DOMESTIC	B-727-200 B-727-100 DC-10-10 ALL TYPES	711 9 1 721	3	714 9 1 724	731	720	98.49
			PA--INTERNATIONAL	B-747SP ALL TYPES	1 1		1 1			
			PA--TOTAL	B-727-200 B-727-100 DC-10-10 B-747SP ALL TYPES	711 9 1 1 722	3	714 9 1 1 725	731	720	98.49
			PE--DOMESTIC	B-737-100/200 B-727-200 ALL TYPES	291 78 369		291 78 369	376	369	98.66
			PI--DOMESTIC	B-737-100/200 B-727-200 ALL TYPES	1449 9 1452	3	1452 9 1455	1456	1445	99.24
			QH--DOMESTIC	B-737-100/200 ALL TYPES	176 176		176 176	182	176	95.60
			RC--DOMESTIC	DC-9-30 CV-580 DC-9-50 DC-9-10 ALL TYPES	135 1185 56 121 1497	1 2 3	135 1185 57 123 1500	1524	1487	97.57
			TB--DOMESTIC	B-727-100 B-727-200 DC-9-80 ALL TYPES	618 1687 1 2306		618 1687 1 2306	2344	2302	98.28
			LA--DOMESTIC	B-737-100/200 B-727-100	8880 1818	3 17	8883 1835			

**TABLE 7
AIRCRAFT DEPARTURES SCHEDULED AND AIRCRAFT DEPARTURES PERFORMED,
BY TYPE OF OPERATION, BY AIRCRAFT TYPE, BY COMMUNITY, AND BY CARRIER
12 MONTHS ENDED DECEMBER 31, 1984**

Line No.	Area, state or country Community (Airport name)	Carrier and type of operation	Type of aircraft	Total departures performed			Departures scheduled	Scheduled departures completed	
				Scheduled service	Nonscheduled service	All services		Number	Percent of departures scheduled
1	2	3	4	5	6	7	8	9	
1	HOPKINS INTERNATIONAL	LA--DOMESTIC	(CONT.)						
2			8-727-200	6401	59	6660			
3			DC-10-10	483	1	484			
4			8-747	2	7	9			
5			*DC-8-50F	120		120			
6			DC-8-71	1027	104	1131			
7			8-767-200	345		345			
8			DC-10-30	2		2			
9			ALL TYPES	18478	191	18669	19057	18413	96.62
10									
11			LR--DOMESTIC	F-28-4000/600	165		165		
12		ALL TYPES		165		165	171	162	94.73
13									
14			VR--DOMESTIC	*L-188A/C	211		211		
15				*CV-640	259		259		
16				*DC-6	316		316		
17				*DC-8-30	12		12		
18				*DC-8-10	1		1		
19				*L-100-10	1		1		
20				*DC-8-62	1		1		
21			ALL TYPES	801		801	257	257	100.00
22									
23			Zb--DOMESTIC	DASH-7	3003	1	3004		
24		BAE-146-1		25		25			
25		ALL TYPES		3028	1	3029	3214	3027	94.18
26									
27	COMMUNITY TOTAL	DOMESTIC	8-727-100	2735	17	2752			
28			8-727-200	16811	67	16878			
29			DC-10-10	488	1	489			
30			BAE-111-200	1757		1757			
31			DC-9-30	9997	228	10225			
32			8-737-100/200	10847	168	11015			
33			DC-9-10	2495	7	2502			
34			DC-9-80	146		146			
35			DC-9-50	548	1	549			
36			*DC-8-63F	143		143			
37			*DC-8-61	214		214			
38			*8-747F	1	1	2			
39			*8-727-100	36		36			
40			DASH-7	3004	2	3006			
41			DC-10-40	5		5			
42			DC-9-40	20	6	26			
43			CV-580	1185		1185			
44			8-F47	2	7	9			
45			*DC-8-50F	120		120			
46			DC-8-71	1027	104	1131			
47			8-767-200	345		345			
48			DC-10-30	2		2			
49			F-28-4000/600	165		165			
50			*L-188A/C	211		211			
51			*CV-640	259		259			
52			*DC-6	316		316			
53			*DC-8-30	12		12			
54			*DC-8-10	1		1			
55			*L-100-10	1		1			
56			*DC-8-62	1		1			
57			BAE-146-1	25		25			
58			ALL TYPES	52919	609	53528	53770	52218	97.11
59									
60		INTERNATIONAL	DC-10-30	1		1			
61			8-747SP	1		1			
62			ALL TYPES	2		2	1	.00	
63									
64		TOTAL	8-727-100	2735	17	2752			
65			8-727-200	16811	67	16878			
66			DC-10-10	488	1	489			
67			DC-10-30	3		3			
68			BAC-111-200	1757		1757			
69			DC-9-30	9997	228	10225			
70			8-737-100/200	10847	168	11015			
71			DC-9-10	2495	7	2502			
72			DC-9-80	146		146			
73			DC-9-50	548	1	549			
74			*DC-8-63F	143		143			
75			*DC-8-61	214		214			
76			*8-747F	1	1	2			
77			*8-727-100	36		36			
78			DASH-7	3004	2	3006			
79			DC-10-40	5		5			
80			DC-9-40	20	6	26			
81			8-747SP	1		1			
82			CV-580	1185		1185			
83			8-747	2	7	9			
84			*DC-8-50F	120		120			
85			DC-8-71	1027	104	1131			
86			8-767-200	345		345			
87			F-28-4000/600	165		165			
88			*L-188A/C	211		211			
89			*CV-640	259		259			
90			*DC-6	316		316			
91			*DC-8-30	12		12			
92			*DC-8-10	1		1			
93			*L-100-10	1		1			
94			*DC-8-62	1		1			
95			BAE-146-1	25		25			
96			ALL TYPES	52921	609	53530	53771	52218	97.11
97									
98	COLUMBUS (PORT COLUMBUS INTERNATIONAL)	AA--DOMESTIC	8-727-100	385		385			
99			8-727-200	845		845			
100			DC-9-80	1		1			
101			ALL TYPES	1231		1231	1243	1231	99.03
102									
103			AL--DOMESTIC	BAC-111-200	1439		1439		
104				DC-9-30	4082	55	4137		
105				8-737-100/200	511		511		
106				8-727-200	3		3		
107				ALL TYPES	6035	55	6090	6148	6029
108									
109		DL--DOMESTIC	DC-9-30	870		870			
110			8-727-200	1875	2	1877			
111			8-737-100/200	57		57			
112									

TABLE 7
 AIRCRAFT DEPARTURES SCHEDULED AND AIRCRAFT DEPARTURES PERFORMED,
 BY TYPE OF OPERATION, BY AIRCRAFT TYPE, BY COMMUNITY, AND BY CARRIER
 12 MONTHS ENDED DECEMBER 31, 1964

Line No.	Area, state or country Community (Airport name)	Carrier and type of operation	Type of aircraft	Total departures performed			Schedule of departures completed			
				Scheduled service	Non-scheduled service	All services	Departures scheduled	Number	Percent of departures scheduled	
1	2	3	4	5	6	7	8	9		
1	PORT COLUMBUS INTERNATIONAL	DL--DOMESTIC	(COMB.)							
2			DC-8-71	75		75				
3			ALL TYPES	2917	2	2919	2923	2910	99.55	
4		EA--DOMESTIC	DC-9-30	1232		1232				
5			B-727-100	444	1	447				
6			B-727-200	241		241				
7		DC-9-50	323		323					
8		ALL TYPES	2240	1	2241	2255	2232	98.98		
9		FL--DOMESTIC	B-737-100/200	536		536				
10			ALL TYPES	536		536	542	535	98.70	
11		OZ--DOMESTIC	DC-9-30	1	4	5				
12			DC-9-40	1	1	1				
13			ALL TYPES	1	5	6				
14		PE--DOMESTIC	B-737-100/200	2000		2000				
15			B-727-200	1270		1270				
16			ALL TYPES	3270		3270	3373	3268	96.88	
17		QH--DOMESTIC	B-737-100/200	181		181				
18			ALL TYPES	181		181	182	179	98.35	
19		RC--DOMESTIC	DC-9-30	426	1	427				
20			DC-9-50	134	4	138				
21			DC-9-10	1137		1137				
22			B-727-200	49	2	51				
23			DC-9-40	42	1	43				
24		CV-580	1		1					
25		ALL TYPES	1909	8	1917	2000	1973	98.65		
26		YB--DOMESTIC	B-727-100	1381		1381				
27			B-727-200	3460		3460				
28			B-747-200	92		92				
29			DC-9-60	65		65				
30			L-1011/100/20	30		30				
31		ALL TYPES	5028		5028	5101	5013	98.27		
32		UA--DOMESTIC	B-737-100/200	207		207				
33			B-727-100	314	5	319				
34			B-727-200	1275	4	1279				
35			DC-10-10	1	2	3				
36			DC-8-71	1	8	9				
37		B-747	1	5	6					
38		ALL TYPES	1757	23	1820	1810	1788	98.78		
39		ZC--DOMESTIC	BAC-111-200	214		214				
40			ALL TYPES	214		214	221	216	97.73	
41		AIRPORT TOTAL	DOMESTIC	B-727-100	2526	6	2532			
42				B-727-200	9018	8	9026			
43				DC-9-80	108	1	109			
44				BAC-111-200	1655		1655			
45				DC-9-30	4811		4811			
46				B-737-100/200	3532	60	3592			
47				DC-8-71	76	8	84			
48				DC-9-50	455	4	459			
49				DC-9-40	1	1	2			
50				DC-9-10	1137		1137			
51	CV-580			1		1				
52	B-747-200			92		92				
53	L-1011/100/20			30		30				
54	DC-10-10			1	1	2				
55	B-747			1	5	6				
56	ALL TYPES			25441	94	25535	25798	25374	98.35	
57	(LOCKBOURN AFB)			FT--DOMESTIC	B-727-100	1		1		
58					ALL TYPES	1		1		
59	COMMUNITY TOTAL BY CARRIER			AA--DOMESTIC	DC-9-80	1		1		
60					B-727-100	385		385		
61		B-727-200	845			845				
62		ALL TYPES	1231		1231	1243	1231	99.03		
63		AL--DOMESTIC	BAC-111-200	1439		1439				
64			B-737-100/200	511		511				
65			DC-9-30	4082	55	4137				
66		B-727-200	3		3					
67		ALL TYPES	6035	55	6090	6148	6029	98.06		
68		DL--DOMESTIC	B-737-100/200	57		57				
69	DC-9-30		870		870					
70	B-727-200		1875	2	1877					
71	DC-8-71		75		75					
72	ALL TYPES	2917	2	2919	2923	2910	99.55			
73	EA--DOMESTIC	DC-9-30	1232		1232					
74		DC-9-50	321		321					
75		B-727-100	444	1	447					
76		B-727-200	241		241					
77	ALL TYPES	2240	1	2241	2255	2232	98.98			
78	FL--DOMESTIC	B-737-100/200	536		536					
79		ALL TYPES	536		536	542	535	98.70		
80	FB--DOMESTIC	B-727-100	1		1					
81		ALL TYPES	1		1					
82	CJ--DOMESTIC	DC-9-30	1	4	5					
83		DC-9-40	1	1	1					
84		ALL TYPES	1	5	6					
85	PE--DOMESTIC	B-737-100/200	2000		2000					
86		B-727-200	1270		1270					
87		ALL TYPES	3270		3270	3373	3268	96.88		
88	QH--DOMESTIC	B-737-100/200	181		181					
89		ALL TYPES	181		181	182	179	98.35		
90	RC--DOMESTIC	CV-580	1		1					
91		DC-9-10	1137		1137					

TABLE 7
 AIRCRAFT DEPARTURES SCHEDULED AND AIRCRAFT DEPARTURES PERFORMED,
 BY TYPE OF OPERATION, BY AIRCRAFT TYPE, BY COMMUNITY, AND BY CARRIER
 12 MONTHS ENDED DECEMBER 31, 1984

Line No.	Aer. state or country Community (Airport name)	Carrier and type of operation	Type of aircraft	Total departures performed			Schedule departures completed	
				Scheduled service	Nonscheduled service	All services	Number	Percent of departures scheduled
1	2	3	4	5	6	7	8	9
1	COMMUNITY TOTAL BY CARRIER	RC--DOMESTIC	(CONT.)					
2			DC-9-30	626	1	627		
3			DC-9-50	134	4	138		
4			DC-9-80	42	1	43		
5			B-727-200	49	2	51	2000	1973
6			ALL TYPES	1909	8	1997		98.65
7								
8		TA--DOMESTIC	B-767-200	92		92		
9			DC-9-80	65		65		
10			B-727-100	1381		1381		
11			B-727-200	3460		3460		
12			L-1011/100/20	30		30		
13			ALL TYPES	5028		5028	5101	5013
14								98.27
15		LA--DOMESTIC	B-737-100/200	207		207		
16			B-727-100	314	5	319		
17			B-727-200	1275	4	1279		
18			DC-10-10		1	1		
19			B-747		5	5		
20			JC-8-71	1	8	9		
21			ALL TYPES	1757	23	1820	1810	1788
22								98.78
23		ZC--DOMESTIC	BAC-111-200	216		216		
24			ALL TYPES	216		216	221	216
25								97.73
26	COMMUNITY TOTAL	DOMESTIC	B-727-100	2526	6	2532		
27			B-727-200	9018	8	9026		
28			DC-9-80	108	1	109		
29			BAC-111-200	1655		1655		
30			DC-9-30	6811	60	6871		
31			B-737-100/200	3532		3532		
32			DC-8-71	76	8	84		
33			DC-9-50	455	4	459		
34			DC-9-40		1	1		
35			DC-9-10	1137		1137		
36			CV-580	1		1		
37			B-767-200	92		92		
38			L-1011/100/20	30		30		
39			DC-10-10		1	1		
40			B-747		5	5		
41			B-727-100	1		1		
42			ALL TYPES	25442	94	25536	25798	25374
43								98.35
44	DAYTON							
45	(JAMES M COX DAYTON MUNI)	AL--DOMESTIC	BAC-111-200	1038		1038		
46			DC-9-30	3109	14	3123		
47			B-737-100/200	110	1	111		
48			B-727-200	2		2		
49			ALL TYPES	4259	15	4274	4365	4255
50								97.47
51		CC--DOMESTIC	B-727-200	1		1		
52			ALL TYPES	1		1		
53		CL--DOMESTIC	DC-9-30	661		661		
54			B-727-200	1426	1	1427		
55			L-1011/100/20	116		116		
56			DC-8-71	175		175		
57			B-737-100/200	367		367		
58			B-747-200	2		2		
59			B-757-200	28		28		
60			ALL TYPES	2775	1	2776	2789	2773
61								99.42
62		FI--DOMESTIC	B-727-100	1		1		
63			ALL TYPES	1		1		
64		PI--DOMESTIC	B-737-100/200	10574		10574		
65			B-727-100	4		4		
66			B-727-200	5645		5645		
67			ALL TYPES	16242		16242	16450	16236
68								98.69
69		TA--DOMESTIC	B-727-100	645		645		
70			B-727-200	1949		1949		
71			L-1011/100/20	2		2		
72			DC-9-80	494		494		
73			B-767-200	2		2		
74			ALL TYPES	2914		2914	2937	2905
75								98.91
76		UA--DOMESTIC	B-737-100/200	1299		1299		
77			B-727-100	443	1	444		
78			B-727-200	19		19		
79			ALL TYPES	1781	1	1782	1813	1776
80								97.95
81	COMMUNITY TOTAL	DOMESTIC	BAC-111-200	1038		1038		
82			DC-9-30	3770	14	3784		
83			B-737-100/200	12380	1	12381		
84			B-727-200	9061	1	9062		
85			L-1011/100/20	118		118		
86			DC-8-71	175		175		
87			B-767-200	4		4		
88			B-757-200	28		28		
89			B-727-100	1		1		
90			B-727-200	1137	1	1138		
91			DC-9-80	96		296		
92			ALL TYPES	27973	17	27990	28354	27965
93								98.55
94	TOLEDO							
95	(TOLEDO EXPRESS)	AL--DOMESTIC	BAC-111-200	360		360		
96			DC-9-30	631		631		
97			ALL TYPES	991		991	1003	989
98								98.60
99		DL--DOMESTIC	DC-9-30	1195		1195		
100			B-727-200	426		426		
101			B-737-100/200	60		60		
102			ALL TYPES	1681		1681	1701	1661
103								98.82
104		FL--DOMESTIC	B-737-100/200	429		429		
105			DC-9-80	107		107		
106			ALL TYPES	536		536	547	534
107								97.90
108		PI--DOMESTIC	B-737-100/200	522	4	526		
109			B-727-200	309		309		
110			ALL TYPES	831	4	835	834	828
111								98.32
112								

TABLE 7
 AIRCRAFT DEPARTURES SCHEDULED AND AIRCRAFT DEPARTURES PERFORMED,
 BY TYPE OF OPERATION, BY AIRCRAFT TYPE, BY COMMUNITY, AND BY CARRIER
 12 MONTHS ENDED DECEMBER 31, 1984

Line No.	Area, state or country Community (Airport name)	Carrier and type of operation	Type of aircraft	Total departures performed			Departures scheduled	Scheduled departures completed			
				Scheduled service	Non-scheduled service	All services		Number	Percent of departures scheduled		
1	TOLEDO EXPRESS	1C(DONT-1) 1h--DOMESTIC	B-727-100	460		460					
2			B-727-200	499		499					
3			ALL TYPES	959		959	960	958	98.96		
4		1A--DOMESTIC	B-737-100/200	1		1					
5			B-727-100	476	2	478					
6			ALL TYPES	252	2	254	785	765	97.45		
7		2h--DOMESTIC	OASH-7	1372		1372					
8			BAE-146-1	1904		1904					
9			ALL TYPES	3276		3276	3430	3273	95.42		
10			COMMUNITY TOTAL	DOMESTIC	BAC-111-200	360		360			
11		COMMUNITY TOTAL	DOMESTIC	DC-9-30	1826		1826				
12				B-727-200	1526		1526				
13				B-737-100/200	1012	4	1016				
14	DC-9-80			107		107					
15	B-727-100			936	2	938					
16	ALL TYPES			1372		1372					
17	YOUNGSTOWN (YOUNGSTOWN MUNI)	1A--DOMESTIC	B-737-100/200	1030		1030					
18			B-727-100	13	2	15					
19			ALL TYPES	131		131	1197	1137	94.98		
20	OKLAHOMA	AA--DOMESTIC	B-727-100	880		880					
21			B-727-200	2411		2411					
22			DC-9-80	545		545					
23			B-767-200	1		1					
24			DC-10-10	1		1					
25			DC-10-30	2		2					
26			ALL TYPES	3840		3840	3872	3839	99.14		
27			BA--DOMESTIC	B-727-200	1178	13	1191				
28				ALL TYPES	1178	13	1191	1182	1170	98.98	
29			CC--DOMESTIC	DC-9-10	DC-9-10	760		760			
30					B-727-200	61		61			
31					B-727-100	56		56			
32					ALL TYPES	439		439	1331	1307	98.19
33	DL--DOMESTIC	DC-9-30	DC-9-30	1889	7	1896					
34			B-727-200	10		10					
35			B-737-100/200	990		990					
36			ALL TYPES	2899	7	2896	2899	2883	99.44		
37	EA--DOMESTIC	B-727-200	B-727-200	710		710					
38			B-727-100	27		27					
39			DC-9-30	1020		1020					
40			ALL TYPES	2		2					
41	FL--DOMESTIC	B-737-100/200	B-737-100/200	1759	1	1760	1771	1752	98.92		
42			ALL TYPES	2014		2014	2035	2012	98.86		
43	HF--DOMESTIC	B-737-100/200	B-737-100/200	1033		1033	1048	1031	98.37		
44			ALL TYPES	1033		1033					
45	JK--DOMESTIC	DC-9-10	DC-9-10	813	1	814					
46			ALL TYPES	813	1	814	814	812	99.75		
47	NB--DOMESTIC	B-727-200	B-727-200	1		1					
48			ALL TYPES	1		1					
49	PA--DOMESTIC	B-727-200	B-727-200	27		27					
50			ALL TYPES	30		30	34	30	83.33		
51	QS--DOMESTIC	B-727-100	B-727-100	263		263					
52			B-727-200	14		14					
53			ALL TYPES	25		25	308	302	98.05		
54	RC--DOMESTIC	DC-9-30	DC-9-30	7		7					
55			DC-9-10	160		160					
56			ALL TYPES	167		167	166	165	99.39		
57	1h--DOMESTIC	B-727-100	B-727-100	722		722					
58			B-727-200	1445		1445					
59			DC-9-80	268		268					
60			ALL TYPES	2455		2455	2487	2454	98.67		
61	1A--DOMESTIC	B-727-100	B-727-100	978	3	981					
62			B-727-200	662		662					
63			B-737-100/200	910		910					
64			DC-9-71	1	2	2					
65			ALL TYPES	2591	5	2596	2621	2530	96.52		
66	VR--DOMESTIC	9L-100A/C	9L-100A/C	330		330					
67			9CV-440	82		82					
68			9DC-8-30	164		164					
69			9DC-8-50F	12		12					
70			9DC-8-10	50		50					
71			9L-100-10	2		2					
72			9DC-6	6		6					
73	1A--DOMESTIC	9DC-8-82	9DC-8-82	33		33					
74			ALL TYPES	679		679	257	257	100.00		
75	1A--DOMESTIC	B-727-200	B-727-200	1789		1789					
76			B-737-100/200	29		29					

TABLE 7
 AIRCRAFT DEPARTURES SCHEDULED AND AIRCRAFT DEPARTURES PERFORMED,
 BY TYPE OF OPERATION, BY AIRCRAFT TYPE, BY COMMUNITY, AND BY CARRIER
 12 MONTHS ENDED DECEMBER 31, 1964

Line No.	Ave. state or country Community (Airport name)	Carrier and type of operation	Type of aircraft	Total departures performed			Scheduled departures completed		
				Scheduled service	Nonscheduled service	All arrives	Number	Percent of departures scheduled	
	1	2	3	4	5	6	7	8	9
1	MILL ROGERS WORLD	NA--DOMESTIC	(CONT.) ALL TYPES	1818		1818	1825	1816	99.50
2		NA--DOMESTIC	B-727-200	504		504			
3		NA--DOMESTIC	B-737-100/200	4282	5	4287			
4		NA--DOMESTIC	B-737-300	4		4			
5		NA--DOMESTIC	ALL TYPES	4790	5	4795	4822	4790	99.53
6		ZV--DOMESTIC	SHEAR-WETRO	835		835			
7		ZV--DOMESTIC	ALL TYPES	835		835	863	834	96.63
8									
9									
10	COMMUNITY TOTAL	DOMESTIC	B-727-100	2929	3	2932			
11			B-727-200	8832	13	8845			
12			DC-9-80	813		813			
13			B-747-200	1		1			
14			DC-10-10	1		1			
15			DC-10-30	2		2			
16			DC-9-30	1733	1	1734			
17			DC-9-80	3355	7	3362			
18			B-737-100/200	9258	5	9263			
19			DC-9-50	2		2			
20			L-1011/100/20		1	1			
21			DC-8-62	25		25			
22			DC-8-71		2	2			
23			DC-8-50F	13		13			
24			PL-188A/C	330		330			
25			CV-440	82		82			
26			DC-8-30	164		164			
27			DC-8-10	50		50			
28			PL-100-10	2		2			
29			DC-4	6		6			
30			DC-8-62	33		33			
31			B-737-300	4		4			
32			SHEAR-WETRO	835		835			
33			ALL TYPES	26470	32	26502	26337	27064	96.75
34									
35	TULSA								
36	(TULSA INTL)	AA--DOMESTIC	B-727-100	1486		1486			
37		AA--DOMESTIC	B-727-200	2163		2163			
38		AA--DOMESTIC	DC-10-10	6		6			
39		AA--DOMESTIC	DC-9-80	202		202			
40		AA--DOMESTIC	B-747F	2		2			
41		AA--DOMESTIC	DC-10-30	3		3			
42		AA--DOMESTIC	ALL TYPES	3862		3862	3898	3856	98.92
43		BA--DOMESTIC	B-727-200	1003		1003			
44		BA--DOMESTIC	ALL TYPES	1003		1003	1011	1001	99.01
45		CC--DOMESTIC	B-727-200	57		57			
46		CC--DOMESTIC	DC-9-10	883		883			
47		CC--DOMESTIC	DC-9-30	441		441			
48		CC--DOMESTIC	B-727-100	19		19			
49		CC--DOMESTIC	ALL TYPES	1380		1380	1390	1373	98.77
50		DL--DOMESTIC	DC-9-30	1613	1	1614			
51		DL--DOMESTIC	B-727-200	6		6			
52		DL--DOMESTIC	B-737-100/200	938		938			
53		DL--DOMESTIC	DC-8-71	1		1			
54		DL--DOMESTIC	L-1011/100/20	2		2			
55		DL--DOMESTIC	ALL TYPES	2560	1	2561	2569	2556	99.49
56		EA--DOMESTIC	A-300B	1		1			
57		EA--DOMESTIC	ALL TYPES	1		1			
58		FL--DOMESTIC	B-737-100/200	2093	1	2094			
59		FL--DOMESTIC	ALL TYPES	2093	1	2094	2131	2090	98.07
60		HP--DOMESTIC	B-737-100/200	727		727			
61		HP--DOMESTIC	ALL TYPES	727		727	729	726	99.58
62		JR--DOMESTIC	DC-9-10	123		123			
63		JR--DOMESTIC	ALL TYPES	123		123	132	123	93.16
64		KC--DOMESTIC	DC-9-80	679	1	680			
65		KC--DOMESTIC	DC-9-30	37		37			
66		KC--DOMESTIC	DC-9-50	900		900			
67		KC--DOMESTIC	ALL TYPES	1616	1	1617	1667	1614	96.82
68		GZ--DOMESTIC	DC-9-10	392		392			
69		GZ--DOMESTIC	DC-9-30	564	39	603			
70		GZ--DOMESTIC	DC-9-80	34	7	41			
71		GZ--DOMESTIC	ALL TYPES	990	46	1036	1008	984	97.61
72		PA--DOMESTIC	B-727-200	54		54			
73		PA--DOMESTIC	B-727-100	6		6			
74		PA--DOMESTIC	ALL TYPES	60		60	72	60	83.33
75		GS--DOMESTIC	B-727-100	131		131			
76		GS--DOMESTIC	B-727-200	7		7			
77		GS--DOMESTIC	DC-8-62	13		13			
78		GS--DOMESTIC	ALL TYPES	151		151	153	149	97.38
79		RC--DOMESTIC	DC-9-10	1686		1686			
80		RC--DOMESTIC	DC-9-30	39	5	44			
81		RC--DOMESTIC	B-727-200	1		1			
82		RC--DOMESTIC	ALL TYPES	1726	5	1731	1736	1714	98.73
83		TB--DOMESTIC	B-727-100	544		544			
84		TB--DOMESTIC	B-727-200	1738		1738			
85		TB--DOMESTIC	DC-9-80	179		179			
86		TB--DOMESTIC	B-747-200	1		1			
87		TB--DOMESTIC	ALL TYPES	2462		2462	2485	2454	98.73
88		UA--DOMESTIC	B-727-100	1824	3	1827			
89		UA--DOMESTIC	B-727-200	562		562			
90		UA--DOMESTIC	B-737-100/200	832		832			
91		UA--DOMESTIC	ALL TYPES	2418	3	2421	2462	2390	95.69
92		WA--DOMESTIC	B-727-200	1396		1396			
93		WA--DOMESTIC	B-737-100/200	60		60			
94		WA--DOMESTIC	ALL TYPES	1456		1456	1468	1464	99.88

TABLE 7
 AIRCRAFT DEPARTURES SCHEDULED AND AIRCRAFT DEPARTURES PERFORMED,
 BY TYPE OF OPERATION, BY AIRCRAFT TYPE, BY COMMUNITY, AND BY CARRIER
 12 MONTHS ENDED DECEMBER 31, 1984

Line No.	Area, state or country Community (Airport name)	Carrier and type of operation	Type of aircraft	Total departures performed			Departures scheduled	Schedule of departures completed	
				Scheduled service	Non-scheduled service	All services		Number	Percent of departures scheduled
1	2	3	4	5	6	7	8	9	
1	TULSA INTL	(CONT.)							
2		NA--DOMESTIC	B-727-200	505		505			
3			B-737-100/200	4467	5	4472			
4			B-737-300	3		3			
5			ALL TYPES	4975	5	4980	5008	4975	99.34
6		ZV--DOMESTIC	SWEAR-METRO	1546	2	1548			
7			ALL TYPES	1546	2	1548	1582	1543	97.53
9	COMMUNITY TOTAL	DOMESTIC	B-727-100	3210		3213			
10			B-727-200	7452		7452			
11			DC-10-10	6		6			
12			DC-9-80	1060	1	1061			
13			B-747F	2		2			
14			DC-10-30	3		3			
15			DC-9-10	3044		3064			
16			DC-9-30	2694	45	2739			
17			B-737-100/200	9117	6	9123			
18			DC-8-71	1		1			
19			L-1011/100/20	2		2			
20			A-300B	1		1			
21			DC-9-50	900		900			
22			DC-9-40	34	7	41			
23			DC-8-62	13		13			
24			B-767-200	1		1			
25			B-737-300	3		3			
26			SWEAR-METRO	1546	2	1548			
27			ALL TYPES	29149	64	29213	29493	29022	98.40
29	OREGON								
31									
32									
33	BEND/REDMOND (ROBERTS FIELD)	QX--DOMESTIC	F-27 SERIES	189		189			
34			SWEAR-METRO	419		419			
35			ALL TYPES	608		608	627	608	96.96
36									
37	EUGENE (MAHLON SWEET FIELD)	FL--DOMESTIC	B-737-100/200	719		719			
38			ALL TYPES	719		719	725	718	99.03
39									
40									
41		QX--DOMESTIC	F-27 SERIES	184		184			
42			SWEAR-METRO	775		775			
43			ALL TYPES	959		959	989	959	96.96
44									
45		RC--DOMESTIC	DC-9-30	59		99			
46			DC-9-10	108		108			
47			B-727-200	439		439			
48			DC-9-50	1		1			
49			DC-9-80	1		1			
50			ALL TYPES	648		648	657	641	97.56
51									
52		LA--DOMESTIC	B-737-100/200	1372		1372			
53			B-727-100	201		201			
54			B-727-200	515	3	518			
55			ALL TYPES	2088	3	2091	2124	2086	98.21
56									
57	COMMUNITY TOTAL	DOMESTIC	B-737-100/200	2091		2091			
58			F-27 SERIES	184		184			
59			SWEAR-METRO	775		775			
60			DC-9-30	99		99			
61			DC-9-10	108		108			
62			B-727-200	954	3	957			
63			DC-9-50	1		1			
64			DC-9-80	1		1			
65			B-727-100	201		201			
66			ALL TYPES	4414	3	4417	4495	4404	97.97
67									
68	KLAMATH FALLS (KINGSLEY FIELD)	QX--DOMESTIC	F-27 SERIES	429		429			
69			SWEAR-METRO	307		307			
70			ALL TYPES	736		736	759	736	96.96
71									
72		RC--DOMESTIC	DC-9-80	1		1			
73			ALL TYPES	1		1			
74									
75		LA--DOMESTIC	B-737-100/200	1		1			
76			ALL TYPES	1		1			
77									
78	COMMUNITY TOTAL	DOMESTIC	F-27 SERIES	429		429			
79			SWEAR-METRO	307		307			
80			DC-9-80	1		1			
81			B-737-100/200	1		1			
82			ALL TYPES	738		738	759	736	96.96
83									
84	MEDFORD (MEDFORD-JACKSON COUNTY)	QX--DOMESTIC	F-27 SERIES	564		564			
85			SWEAR-METRO	242		242			
86			ALL TYPES	806		806	831	806	96.99
87									
88		LA--DOMESTIC	B-737-100/200	1242		1242			
89			B-727-100	308		308			
90			B-727-200	516		516			
91			ALL TYPES	2066		2066	2128	2059	96.75
92									
93	COMMUNITY TOTAL	DOMESTIC	F-27 SERIES	564		564			
94			SWEAR-METRO	242		242			
95			B-737-100/200	1242		1242			
96			B-727-100	308		308			
97			B-727-200	516		516			
98			ALL TYPES	2872		2872	2559	2865	96.82
99									
100	NORTH BEND/COOS BAY (NORTH BEND MUNI)	GR--DOMESTIC	F-27 SERIES	1		1			
101			SWEAR-METRO	306		306			
102			ALL TYPES	307		307	315	306	97.14
103									
104	PENDLETON (PENDLETON MUNI)	GR--DOMESTIC	F-27 SERIES	119		119			
105			SWEAR-METRO	265		265			
106			ALL TYPES	384		384	396	384	96.96
107									
108									
109									
110									
111									
112									

TABLE 7
 AIRCRAFT DEPARTURES SCHEDULED AND AIRCRAFT DEPARTURES PERFORMED,
 BY TYPE OF OPERATION, BY AIRCRAFT TYPE, BY COMMUNITY, AND BY CARRIER
 12 MONTHS ENDED DECEMBER 31, 1984

Line No.	Area, state or country Community (Airport name)	Carrier and type of operation	Type of aircraft	Total departures performed			Departures scheduled	Scheduled percentage	
				Scheduled service	Nonscheduled service	All services		Scheduled	Percentage scheduled
1	2	3	4	5	6	7	8	9	
1	PORTLAND (PORTLAND INTERNATIONAL)	AA--DOMESTIC	B-727-200	1347		1347			
2			B-727-100	323		323			
3			ALL TYPES	1670		1670	1711	1669	97.54
4		AS--DOMESTIC	B-727-100	1947		1947			
5			B-727-200	3817		3817			
6			B-737-100/200	42		42			
7			ALL TYPES	5806		5806	5863	5791	98.77
8		CC--DOMESTIC	B-727-200	799		799			
9			B-727-100	35		35			
10			DC-9-30	3		3			
11			ALL TYPES	837		837	845	834	98.69
12		DL--DOMESTIC	B-727-200	966		966			
13	L-1011/100/20		60		60				
14	B-767-200		255		295				
15		DC-8-71	122		122				
16		ALL TYPES	1443		1443	1461	1443	98.76	
17	EA--DOMESTIC	A-300	443		443				
18		B-757-200	428		428				
19		B-727-100	136		176				
20		B-727-200	45		45				
21		ALL TYPES	1112		1112	1122	1110	98.93	
22	FL--DOMESTIC	B-737-100/200	1431		1431				
23		ALL TYPES	1421		1431	1448	1429	98.68	
24	FJ--DOMESTIC	B-747	1		1				
25		ALL TYPES	1		1				
26	B6--DOMESTIC	B-727-100	4		4				
27		B-727-200	2354		2354				
28		DC-10-40	107		107				
29		B-747	4		4				
30		B-747	1		1				
31		ALL TYPES	2514		2514	2571	2509	97.58	
32	B6--INTERNATIONAL	B-747	2		2				
33		ALL TYPES	2		2				
34	B6--TOTAL	B-727-100	4		4				
35		B-727-200	2354		2354				
36		DC-10-40	107		107				
37		B-747	4		4				
38		B-747	1		1				
39		ALL TYPES	2514		2514	2571	2509	97.58	
40	GC--DOMESTIC	B-737-100/200	2697		2697				
41		DC-9-80	476		476				
42		ALL TYPES	3173		3173	3256	3151	96.77	
43	PE--DOMESTIC	B-727-200	123		124				
44		DC-9-80	1201	28	1229				
45		DC-9-30	3		3				
46		BAE-146-1	1		1				
47		ALL TYPES	1328	29	1357	1321	1321	100.00	
48	G3--DOMESTIC	DC-9-30	84		84				
49		F-28-4000/600	2		2				
50		F-27 SERIES	1367		1367				
51		SMEAR-RETRO	2841		2841				
52		ALL TYPES	4293		4293	4426	4293	96.99	
53	RC--DOMESTIC	DC-9-30	704		705				
54		DC-9-10	567	1	567				
55		B-727-200	1396		1396				
56		DC-9-50	45		45				
57		DC-9-80	58		58				
58		ALL TYPES	2770	1	2771	2790	2750	98.56	
59	TB--DOMESTIC	DC-9-80	706		706				
60		B-727-200	3		3				
61		B-767-200	148		148				
62		B-727-100	1		1				
63		ALL TYPES	858		858	873	856	98.05	
64	LA--DOMESTIC	B-737-100/200	1472		1472				
65		B-727-100	669		670				
66		B-727-200	4310	1	4312				
67		DC-10-10	611	2	611				
68		B-747	52	2	54				
69		B-747	3		3				
70		DC-8-50F	947	6	953				
71		DC-8-71	417		417				
72		B-767-200	3		3				
73		DC-10-30	8494	11	8495	8619	8450	98.03	
74		ALL TYPES	47		47				
75	LA--INTERNATIONAL	B-747	47		47				
76		ALL TYPES	47		47	52	47	90.38	
77	LA--TOTAL	B-737-100/200	1472		1472				
78		B-727-100	669	1	670				
79		B-727-200	4310	2	4312				
80		DC-10-10	611	2	611				
81		B-747	99	2	101				
82		B-747	3		3				
83		DC-8-50F	947	6	953				
84		DC-8-71	417		417				
85		B-767-200	3		3				
86		DC-10-30	8531	11	8542	8671	8497	97.99	
87		ALL TYPES	365		365				
88	BA--DOMESTIC	B-737-100/200	3250		3251				
89		B-727-200	2	1	2				
90		DC-10-10	3617		3618	3626	3601	99.31	
91		ALL TYPES	1012		1017				
92	BC--DOMESTIC	B-737-200C	525		525				
93		B-727-100	174		174				

TABLE 7
AIRCRAFT DEPARTURES SCHEDULED AND AIRCRAFT DEPARTURES PERFORMED,
BY TYPE OF OPERATION, BY AIRCRAFT TYPE, BY COMMUNITY, AND BY CARRIER
12 MONTHS ENDED DECEMBER 31, 1984

Line No.	Area, state or country Community (Airport name)	Carrier and type of operation	Type of aircraft	Total departures performed			Departures scheduled	Scheduled departures completed	
				Scheduled service	Non-scheduled service	All services		Number	Percent of departures scheduled
1	2	3	4	5	6	7	8	9	
1	PORTLAND INTERNATIONAL	NC--DOMESTIC	(CONT.)						
2			ALL TYPES	1711	5	1716	1768	1630	92.19
3			B-727-200	18957	4	19001			
4	COMMUNITY TOTAL	DOMESTIC	B-727-100	3329	1	3330			
5			B-737-100/200	6007		6007			
6			DC-9-30	794	1	795			
7			L-1011/100/20	60		60			
8			B-767-200	860		860			
9			DC-8-71	1069	6	1075			
10			A-300B	443		443			
11			B-757-200	428		428			
12			B-747	2		2			
13			DC-10-40	107		107			
14			B-747	58	2	60			
15			DC-9-80	2441	28	2469			
16			BAE-146-1	1		1			
17			F-28-4000/600	2		2			
18			F-27 SERIES	1367		1367			
19			SWEAR-METRO	2841		2841			
20			DC-9-10	567		567			
21			DC-9-50	45		45			
22			DC-10-10	613		613			
23			DC-8-50F	3		3			
24			DC-10-30	3		3			
25			B-737-200C	1012	5	1017			
26			ALL TYPES	41048	47	41095	41700	40837	97.93
27									
28		INTERNATIONAL	B-747	49		49			
29			ALL TYPES	49		49	52	47	90.38
30									
31		TOTAL	B-727-200	18957	4	19001			
32			B-727-100	3329	1	3330			
33			B-737-100/200	6007		6007			
34			DC-9-30	794	1	795			
35			L-1011/100/20	60		60			
36			B-767-200	860		860			
37			DC-8-71	1069	6	1075			
38			A-300B	443		443			
39			B-757-200	428		428			
40			B-747	2		2			
41			DC-10-40	107		107			
42			B-747	107	2	109			
43			DC-9-80	2441	28	2469			
44			BAE-146-1	1		1			
45			F-28-4000/600	2		2			
46			F-27 SERIES	1367		1367			
47			SWEAR-METRO	2841		2841			
48			DC-9-10	567		567			
49			DC-9-50	45		45			
50			DC-10-10	613		613			
51			DC-8-50F	3		3			
52			DC-10-30	3		3			
53			B-737-200C	1012	5	1017			
54			ALL TYPES	41057	47	41144	41752	40884	97.92
55									
56									
57	SALEM								
58	(MCNARY FLD)	OX--DOMESTIC	F-27 SERIES	1		1			
59			SWEAR-METRO	137		137			
60			ALL TYPES	138		138	142	138	97.18
61									
62	PENNSYLVANIA								
63									
64									
65	ALLENTOWN/BETHLEHEM/EASTON								
66	(ALLENTOWN-BETHLEHEM-EASTON)	AL--DOMESTIC	BAC-111-200	308		308			
67			DC-9-30	734	3	737			
68			B-737-100/200	585	7	592			
69			ALL TYPES	1627	10	1637	1660	1623	97.77
70									
71		EA--DOMESTIC	DC-9-30	1312		1312			
72			B-727-200	4	1	5			
73			DC-9-50	9		9			
74			B-727-100	2		2			
75			ALL TYPES	1327	1	1328	1340	1320	98.50
76									
77		LA--DOMESTIC	B-737-100/200	395		395			
78			B-727-100	28		28			
79			B-727-200	888		888			
80			ALL TYPES	1311		1311	1353	1309	96.74
81									
82	COMMUNITY TOTAL	DOMESTIC	BAC-111-200	308		308			
83			DC-9-30	2046	3	2049			
84			B-737-100/200	980	7	987			
85			B-727-200	892	1	893			
86			DC-9-30	9		9			
87			B-727-100	30		30			
88			ALL TYPES	4265	11	4276	4353	4252	97.67
89									
90	ERIE								
91	(ERIE INTL)	AL--DOMESTIC	BAC-111-200	214		214			
92			DC-9-30	1735	9	1744			
93			B-737-100/200	32	1	33			
94			ALL TYPES	1981	10	1991	2034	1978	97.15
95									
96	HARRISBURG/YORK								
97	(HARRISBURG INTERNATIONAL)	AA--DOMESTIC	B-727-200	49		49			
98			B-727-100	453		453			
99			ALL TYPES	502		502	517	502	97.09
100									
101		AL--DOMESTIC	BAC-111-200	70		70			
102			DC-9-30	1221		1221			
103			B-727-200	237		237			
104			B-737-100/200	402	5	407			
105			B-737-300	7		7			
106			ALL TYPES	1937	5	1942	1972	1929	97.81
107									
108		TA--DOMESTIC	B-727-100	347		347			
109			B-727-200	77		77			
110			DC-9-80	27		27			
111			ALL TYPES	451		451	452	444	98.23
112									

TABLE 7
 AIRCRAFT DEPARTURES SCHEDULED AND AIRCRAFT DEPARTURES PERFORMED,
 BY TYPE OF OPERATION, BY AIRCRAFT TYPE, BY COMMUNITY, AND BY CARRIER
 12 MONTHS ENDED DECEMBER 31, 1984

Line No.	Area, state or country Community (Airport name)	Carrier and type of operation	Type of aircraft	Total departures performed			Scheduled departures performed	
				Scheduled service	Nonscheduled service	All services	Scheduled	Percent of scheduled
1	2	3	4	5	6	7	8	9
1	HARRISBURG INTERNATIONAL	(CONT.)						
2		UA---DOMESTIC	B-727-100	75	1	76		
3			B-727-200	833	3	836		
4			B-737-100/200	476		476		
5			ALL TYPES	1384	4	1388	1432	1378 96.22
6	COMMUNITY TOTAL	DOMESTIC	B-727-200	1156	3	1199		
7			B-727-100	875	1	876		
8			BAC-111-200	70		70		
9			DC-9-30	1221		1221		
10			B-737-100/200	878	5	883		
11			B-737-300	7		7		
12			DC-9-80	27		27		
13			ALL TYPES	4274	9	4283	4373	4253 97.25
14	PHILADELPHIA/CAMDEN (INTERNATIONAL)	AA---DOMESTIC	B-727-100	465		465		
15			B-727-200	2596	1	2597		
16			B-747	1		1		
17			DC-9-80	150		150		
18			DC-10-10	4		4		
19			B-767-200	1		1		
20			ALL TYPES	3217	1	3218	3251	3216 98.92
21		AL---DOMESTIC	BAC-111-200	5037		5037		
22			DC-9-30	11464	22	11486		
23			B-727-200	821	1	822		
24			B-737-100/200	1967	20	1987		
25			ALL TYPES	19289	43	19332	19762	19277 97.54
26		EA---DOMESTIC	B-727-200	482	4	486		
27			ALL TYPES	482	4	486	475	472 99.36
28		CL---DOMESTIC	DC-8-63	367	28	395		
29			DC-8-62	4	3	7		
30			DC-8-50	1	1	2		
31			ALL TYPES	372	32	404	396	372 93.93
32		CL---INTERNATIONAL	DC-8-63	2	19	21		
33			DC-8-62	2	3	5		
34			ALL TYPES	2	22	24	2	2 100.00
35		CL---TOTAL	DC-8-63	369	47	416		
36			DC-8-62	4	6	10		
37			DC-8-50	1	1	2		
38			ALL TYPES	374	54	428	398	374 93.96
39		CC---DOMESTIC	B-727-100	341		341		
40			B-727-200	609		609		
41			DC-9-30	1		1		
42			DC-10-10	1		1		
43			DC-9-80	157		157		
44			ALL TYPES	1109		1109	1120	1100 98.21
45		DL---DOMESTIC	DC-9-30	4		4		
46			B-727-200	5261	1	5262		
47			L-1011/100/20	254		254		
48			DC-8-71	499		499		
49			B-767-200	176		176		
50			B-737-100/200	357	2	359		
51			ALL TYPES	6551	3	6554	6615	6530 98.71
52		DL---INTERNATIONAL	DC-8-71	1		1		
53			ALL TYPES	1		1		
54		DL---TOTAL	DC-9-30	4		4		
55			B-727-200	5261	1	5262		
56			L-1011/100/20	254		254		
57			DC-8-71	500		500		
58			B-767-200	176		176		
59			B-737-100/200	357	2	359		
60			ALL TYPES	6552	3	6555	6615	6530 98.71
61		EA---DOMESTIC	DL-9-30	2266	2	2268		
62			B-727-100	1397	1	1398		
63			B-727-200	6304	1	6305		
64			L-1011/100/20	699	3	702		
65			DC-9-50	317		317		
66			A-300B	1183		1183		
67			B-757-200	699		699		
68			EURC AIRBUS 3	1		1		
69			ALL TYPES	12866	7	12873	12974	12793 98.60
70		EA---INTERNATIONAL	B-727-200	62		62		
71			L-1011/100/20	31	1	32		
72			A-300B	154		154		
73			ALL TYPES	247	1	248	249	247 99.19
74		EA---TOTAL	DC-9-30	2266	2	2268		
75			B-727-100	1397	1	1398		
76			B-727-200	6366	1	6367		
77			L-1011/100/20	730	4	734		
78			DL-9-50	317		317		
79			A-300B	1337		1337		
80			B-757-200	699		699		
81			EURC AIRBUS 3	1		1		
82			ALL TYPES	13113	8	13121	13223	13040 98.61
83		FI---DOMESTIC	*DC-8-63F	118		118		
84			*DC-8-61	120		120		
85			*B-727-100	18		18		
86			*B-747	1		1		
87			ALL TYPES	257		257	253	205 87.44
88		IL---DOMESTIC	DC-9-10	65		65		
89			ALL TYPES	65		65	65	65 100.00
90		HL---DOMESTIC	DC-9-10	676		676		
91			DC-9-30	961		961		
92			DC-9-80	19	14	33		
93			ALL TYPES	1656	15	1671	1675	1656 98.8

under




TABLE 7
 AIRCRAFT DEPARTURES SCHEDULED AND AIRCRAFT DEPARTURES PERFORMED,
 BY TYPE OF OPERATION, BY AIRCRAFT TYPE, BY COMMUNITY, AND BY CARRIER
 12 MONTHS ENDED DECEMBER 31, 1964

L i n e No.	Area, state or country Community (Airport name)	Carrier and type of operation	Type of aircraft	Total departures performed			Departures scheduled	Scheduled departures completed	
				Scheduled service	Nonscheduled service	All services		Number	Percent of departures scheduled
	1	2	3	4	5	6	7	8	9
1	INTERNATIONAL	(CONT.)							
2		NI--DOMESTIC	DC-9-30	1499		1499			
3			DASH-7	77		77			
4			DC-9-40	543		543			
5			ALL TYPES	2113		2113	2130	2107	98.55
6		NB--DOMESTIC	B-727-100	204		204			
7			B-727-200	1392	1	1393			
8			DC-10-40	123		123			
9			B-747	2		2			
10			ALL TYPES	1721	1	1722	1745	1716	98.33
11		NB--INTERNATIONAL	B-747	1		1			
12			ALL TYPES	1		1			
13		NB--TOTAL	B-727-100	204		204			
14			B-727-200	1392	1	1393			
15			DC-10-40	123		123			
16			B-747	2		2			
17			ALL TYPES	1722	1	1723	1745	1716	98.33
18		AV--DOMESTIC	DC-9-30	4		4			
19			ALL TYPES	4		4			
20		GZ--DOMESTIC	DC-9-10	328	5	333			
21			DC-9-30	446	52	518			
22			DC-9-40	173	9	184			
23			ALL TYPES	949	66	1035	987	965	97.77
24		PA--DOMESTIC	B-727-100	201	1	202			
25			DC-10-10	1	1	2			
26			B-727-200	1174	3	1177			
27			ALL TYPES	1376	5	1381	1386	1364	98.41
28		PA--INTERNATIONAL	B-747	1		1			
29			B-727-200	1		1			
30			B-747SP	1		1			
31			ALL TYPES	3		3			
32		PA--TOTAL	B-727-100	201	1	202			
33			DC-10-10	1	1	2			
34			B-727-200	1175	3	1178			
35			B-747	1		1			
36			B-747SP	1		1			
37			ALL TYPES	1379	5	1384	1386	1364	98.41
38		PI--DOMESTIC	B-737-100/200	1921	12	1933			
39			B-727-100	9		9			
40			B-727-200	776		776			
41			F-28-4000/600	422		422			
42			ALL TYPES	3128	12	3140	3155	3115	98.73
43		QH--DOMESTIC	B-737-100/200	268		268			
44			ALL TYPES	268		268	273	265	97.06
45		QZ--DOMESTIC	DC-9-10	16		16			
46			B-727-200	183		183			
47			DC-8-42	20		20			
48			ALL TYPES	219		219	219	219	100.00
49		RC--DOMESTIC	DC-9-30	1495	5	1500			
50			DC-9-40	728	2	730			
51			DC-9-10	18		18			
52			B-727-200	1		1			
53			DC-9-40	1		1			
54			ALL TYPES	2243	7	2250	2259	2222	98.36
55		SI--DOMESTIC	B-707-300C	94	94	188			
56			ALL TYPES	94	94	188	95	94	98.94
57		TB--DOMESTIC	B-727-100	886		886			
58			B-727-200	772		772			
59			L-1011/100/20	1138		1138			
60			B-747	1		1			
61			B-747-200	345		345			
62			ALL TYPES	3164		3164	3163	3141	98.60
63		TB--INTERNATIONAL	B-747	3		3			
64			L-1011/100/20	173		173			
65			ALL TYPES	176		176	174	171	96.27
66		TB--TOTAL	B-727-100	886		886			
67			B-727-200	772		772			
68			L-1011/100/20	1311		1311			
69			B-747	4		4			
70			B-747-200	345		345			
71			ALL TYPES	3340		3340	3337	3312	98.63
72		UA--DOMESTIC	B-737-100/200	1081	2	1083			
73			B-727-100	60	17	77			
74			B-727-200	79	31	110			
75			DC-10-10	2792	1	2793			
76			B-747	17	14	31			
77			DC-8-71	346	20	366			
78			B-747-200	282		282			
79			DC-8-30F	1		1			
80			DC-10-30	43		43			
81			ALL TYPES	4423	65	4788	4748	4593	96.73
82		VE--DOMESTIC	CV-440	199		199			
83			DL-180A/C	179		179			
84			DC-8	43		43			
85			DC-8-30	45		45			
86			DC-8-10	41		41			
87			DL-180-10	2		2			
88			ALL TYPES	445		445	257	257	100.00
89		WA--DOMESTIC	B-727-200	2		2			
90			ALL TYPES	2		2			
91	COMMUNITY TOTAL	DOMESTIC	B-727-100	2040	19	2049			
92			B-727-200	2042	43	2049			

TABLE 7
 AIRCRAFT DEPARTURES SCHEDULED AND AIRCRAFT DEPARTURES PERFORMED,
 BY TYPE OF OPERATION, BY AIRCRAFT TYPE, BY COMMUNITY, AND BY CARRIER
 12 MONTHS ENDED DECEMBER 31, 1964

Line No.	Area, state or country Community (Airport name)	Carrier and type of operation	Type of aircraft	Total departures performed			Departures scheduled	Schedule of departures completed	
				Scheduled service	Non-scheduled service	All services		Number	Percent of departures scheduled
1	2	3	4	5	6	7	8	9	
1	COMMUNITY TOTAL	DOMESTIC	(CONT.)						
2			B-747	21	14	35			
3			DC-9-80	870	14	884			
4			DC-10-10	2758	2	2800			
5			B-767-200	744		744			
6			BAC-111-200	5037		5037			
7			DC-9-30	18156	62	18238			
8			B-737-100/200	5596	36	5630			
9			DC-8-63	347	28	395			
10			DC-8-62	24	3	27			
11			DC-8-50	1	1	2			
12			L-1011/100/20	2091	3	2094			
13			DC-8-71	845	20	865			
14			DC-9-50	1045	2	1047			
15			A-300B	1183		1183			
16			B-757-200	699		699			
17			EURO AIRBUS 3	1		1			
18			*DC-8-63F	118		118			
19			*DC-8-61	120		120			
20			*B-727-100	18		18			
21			*B-747	1		1			
22			DC-9-10	1103	5	1108			
23			DASH-7	77		77			
24			DC-10-40	123		123			
25			DC-9-40	175	9	184			
26			F-28-4000/600	422		422			
27			B-707-300C	94	94	188			
28			*DC-8-50F	1		1			
29			DC-10-30	45		45			
30			*CV-440	109		109			
31			*L-188A/C	199		199			
32			*DC-6	43		43			
33			*DC-8-30	65		65			
34			*DC-8-10	41		41			
35			*L-100-10	8		8			
36			ALL TYPES	6255	375	6630	6701	6574	98.10
37		INTERNATIONAL	DC-8-63	2	19	21			
38			DC-8-62	1	3	3			
39			DC-8-71	1		1			
40			B-727-200	63		63			
41			L-1011/100/20	204	1	205			
42			A-300B	154		154			
43			B-747	5		5			
44			B-747SP	1		1			
45			ALL TYPES	430	23	453	425	420	98.02
46		TOTAL	B-727-100	3565	19	3584			
47			B-727-200	20515	43	20558			
48			B-747	26	14	40			
49			DC-9-80	870	14	884			
50			DC-10-10	2798	2	2800			
51			B-767-200	744		744			
52			BAC-111-200	5037		5037			
53			DC-9-30	18156	62	18238			
54			B-737-100/200	5596	36	5630			
55			DC-8-63	349	47	416			
56			DC-8-62	24	4	30			
57			DC-8-50	1	1	2			
58			L-1011/100/20	2295	4	2299			
59			DC-8-71	846	20	866			
60			DC-9-50	1045	2	1047			
61			A-300B	1337		1337			
62			B-757-200	699		699			
63			EURO AIRBUS 3	1		1			
64			*DC-8-63F	118		118			
65			*DC-8-61	120		120			
66			*B-727-100	18		18			
67			*B-747	1		1			
68			DC-9-10	1103	5	1108			
69			DASH-7	77		77			
70			DC-10-40	123		123			
71			DC-9-40	175	9	184			
72			B-747SP	1		1			
73			F-28-4000/600	422		422			
74			B-707-300C	94	94	188			
75			*DC-8-50F	1		1			
76			DC-10-30	45		45			
77			*CV-440	109		109			
78			*L-188A/C	199		199			
79			*DC-6	43		43			
80			*DC-8-30	65		65			
81			*DC-8-10	41		41			
82			*L-100-10	8		8			
83			ALL TYPES	64485	398	6703	6736	6614	98.11
84	PITTSBURGH/WHARF INC (GREATER PITTSBURGH)	AA--DOMESTIC	B-727-100	926		926			
85			B-727-200	444		444			
86			DC-10-10	1		1			
87			DC-9-80	359		359	1784	1749	98.03
88			ALL TYPES	1750		1750			
89		AL--DOMESTIC	BAC-111-200	12032	2	12034			
90			DC-9-30	45496	305	46103			
91			B-727-200	8652	4	8659			
92			B-737-100/200	13485	127	13612			
93			B-737-300	31		31			
94			ALL TYPES	81081	430	81519	82276	81024	98.67
95		CO--DOMESTIC	DC-9-30	1		1			
96			B-727-200	1		1			
97			ALL TYPES	2		2			
98		DL--DOMESTIC	DC-9-30	607	6	613			
99			B-727-200	850	1	859			
100			B-737-100/200	5		5			
101			ALL TYPES	1470	7	1477	1474	1468	99.59
102		EA--DOMESTIC	DC-9-30	927		927			
103			B-727-100	211		211			
104			B-727-200	2208	1	2241			

TABLE 7
 AIRCRAFT DEPARTURES SCHEDULED AND AIRCRAFT DEPARTURES PERFORMED,
 BY TYPE OF OPERATION, BY AIRCRAFT TYPE, BY COMMUNITY, AND BY CARRIER
 12 MONTHS ENDED DECEMBER 31, 1984

Line No.	Area, state or country Community (Airport name)	Carrier and type of operation	Type of aircraft	Total departures performed			Departures scheduled	Scheduled departures completed	
				Scheduled service	Non-scheduled service	All services		Number	Percent of departures scheduled
1	2	3	4	5	6	7	8	9	
1	GREATER PITTSBURGH	EA--DOMESTIC	(COM.)						
2			DC-9-30	175	3	178			
3			B-300B	385		385			
4			B-757-200	288		288			
5			L-1011/100/20	354		354			
6			ALL TYPES	4500	4	4504	4614	4562	98.87
7		EA--INTERNATIONAL	ALL TYPES				57	57	100.00
8		EA--TOTAL							
9			DC-9-30	927		927			
10			B-727-100	211		211			
11			B-727-200	2240	1	2241			
12			DC-9-30	175	3	178			
13			B-300B	385		385			
14			B-757-200	288		288			
15			L-1011/100/20	354		354			
16			ALL TYPES	4500	4	4504	4671	4619	98.88
17		FI--DOMESTIC	DC-8-61	39		39			
18			DC-8-63F	49		49			
19			ALL TYPES	88		88	107	88	82.24
20		IB--DOMESTIC	DC-9-10	31		31			
21			ALL TYPES	31		31	36	31	84.11
22		AI--DOMESTIC	DC-9-30	453		453			
23			DASH-7	22	6	28			
24			DC-9-80	33		33			
25			ALL TYPES	508	6	514	623	507	81.38
26		AB--DOMESTIC	B-727-100	111		111			
27			B-727-200	145		145			
28			B-747F	1		1			
29			ALL TYPES	257		257	294	275	93.53
30		CA--DOMESTIC	DC-9-30	1	2	3			
31			DC-9-40	1	1	2			
32			ALL TYPES	1	3	4			
33		FA--DOMESTIC	B-727-200	868	3	871			
34			B-727-100	162		162			
35			L-1011-500 TR	2		2			
36			ALL TYPES	972	3	975	979	950	97.03
37		PE--DOMESTIC	B-737-100/200	2333		2333			
38			B-727-200	1822		1822			
39			ALL TYPES	4155		4155	4366	4152	95.09
40		PI--DOMESTIC	B-737-100/200	1340	5	1345			
41			B-727-100	3		3			
42			B-727-200	1	3	364			
43			F-28-4000/600	13		83			
44			ALL TYPES	17	8	1795	1800	1782	99.00
45		SI--DOMESTIC	B-707-300C	42	42	84			
46			ALL TYPES	42	42	84	42	42	100.00
47		TB--DOMESTIC	B-727-100	247		247			
48			B-727-200	1362	1	1363			
49			DC-9-80	352		352			
50			L-1011/100/20	2		2			
51			ALL TYPES	1963	1	1964	1978	1964	98.28
52		LA--DOMESTIC	B-737-100/200	857	7	864			
53			B-727-100	445	5	450			
54			B-727-200	1698	48	1746			
55			DC-9-71	5	14	19			
56			DC-10-10	33	2	35			
57			B-747	1		1			
58			ALL TYPES	3099	60	3179	3200	3070	95.93
59		COMMUNITY TOTAL	DOMESTIC						
60			B-727-100	2665	9	2674			
61			B-727-200	18494	61	18555			
62			DC-10-10	34	2	36			
63			DC-9-80	744		744			
64			BAC-111-200	13032	2	13034			
65			DC-9-30	47847	313	48160			
66			B-737-100/200	18860	139	18999			
67			B-737-200	51		51			
68			DC-9-30	175	3	178			
69			B-300B	385		385			
70			B-757-200	288		288			
71			L-1011/100/20	354		354			
72			DC-8-61	39		39			
73			DC-8-63F	49		49			
74			DC-9-10	31		31			
75			DASH-7	22	6	28			
76			B-747F	1		1			
77			DC-9-40	1	1	2			
78			L-1011-500 TR	2		2			
79			F-28-4000/600	83		83			
80			B-707-300C	42	42	84			
81			DC-9-71	5	14	19			
82			B-747	1		1			
83			ALL TYPES	101804	592	102398	103573	101644	98.13
84		INTERNATIONAL	ALL TYPES				57	57	100.00
85		TOTAL							
86			B-727-100	2065	9	2074			
87			B-727-200	18494	61	18555			
88			DC-10-10	34	2	36			
89			DC-9-80	744		744			
90			BAC-111-200	13032	2	13034			
91			DC-9-30	47847	313	48160			
92			B-737-100/200	18860	139	18999			
93			B-737-200	51		51			
94			DC-9-30	175	3	178			
95			B-300B	385		385			
96			B-757-200	288		288			
97			L-1011/100/20	354		354			
98			DC-8-61	39		39			
99			DC-8-63F	49		49			
100			DC-9-10	31		31			
101			DASH-7	22	6	28			
102			B-747F	1		1			
103			DC-9-40	1	1	2			
104			L-1011-500 TR	2		2			
105			F-28-4000/600	83		83			
106			B-707-300C	42	42	84			
107			DC-9-71	5	14	19			
108			B-747	1		1			
109			ALL TYPES	101804	592	102398	103573	101644	98.13
110		INTERNATIONAL	ALL TYPES				57	57	100.00
111		TOTAL							
112			B-727-100	2065	9	2074			
			B-727-200	18494	61	18555			
			DC-10-10	34	2	36			
			DC-9-80	744		744			
			BAC-111-200	13032	2	13034			
			DC-9-30	47847	313	48160			
			B-737-100/200	18860	139	18999			
			B-737-200	51		51			
			DC-9-30	175	3	178			
			B-300B	385		385			
			B-757-200	288		288			
			L-1011/100/20	354		354			
			DC-8-61	39		39			
			DC-8-63F	49		49			

TABLE 7
 AIRCRAFT DEPARTURES SCHEDULED AND AIRCRAFT DEPARTURES PERFORMED,
 BY TYPE OF OPERATION, BY AIRCRAFT TYPE, BY COMMUNITY, AND BY CARRIER
 12 MONTHS ENDED DECEMBER 31, 1984

Line No.	Area, state or country (Community (Airport name))	Carrier and type of operation	Type of aircraft	Total departures performed			Schedule of departures completed		
				Scheduled service	Nonscheduled service	All services	Departures scheduled	Number	Percent of departures scheduled
1	2	3	4	5	6	7	8	9	
1	COMMUNITY TOTAL	TOTAL	(CONT.)						
2			DC-9-10	31		31			
3			OAS-7	22	6	28			
4			B-747F	1		1			
5			DC-9-40		1	1			
6			L-1011-500 TR	2		2			
7			F-28-4000/600	83		83			
8			B-707-300C	42	42	84			
9			DC-8-71	5	14	19			
10			B-747	1		1			
11			ALL TYPES	101806	592	102398	103630	101701	98.13
12	SCRANTON/MILKES BARRE (MILKES-BARRE-SCRANTON)	AL--DOMESTIC	BAC-111-200	295	2	297			
13			DC-9-30	1030	10	1040			
14			B-727-200	1		1			
15			B-737-100/200	131	5	136			
16			B-737-300	14		14			
17			ALL TYPES	1471	17	1488	1494	1469	98.32
18		EA--DOMESTIC	DC-9-30	642		642			
19			DC-9-50	64		64			
20			B-727-100	1		1			
21			ALL TYPES	727		727	732	725	99.04
22	COMMUNITY TOTAL	DOMESTIC	BAC-111-200	295	2	297			
23			DC-9-30	1692	10	1702			
24			B-727-200	1		1			
25			B-737-100/200	131	5	136			
26			B-737-300	14		14			
27			DC-9-50	64		64			
28			B-727-100	1		1			
29			ALL TYPES	2196	17	2213	2226	2194	98.56
30	RHODE ISLAND								
31	PROVIDENCE (THEODORE FRANCIS GREEN STATE)	AA--DOMESTIC	B-727-100	407		407			
32			B-727-200	366		366			
33			ALL TYPES	773		773	779	771	98.97
34		AL--DOMESTIC	BAC-111-200	1472		1472			
35			DC-9-30	1546	57	1603			
36			B-737-100/200	344	22	366			
37			B-727-200	1		1			
38			ALL TYPES	3383	79	3462	3449	3376	97.80
39		EA--DOMESTIC	DC-9-30	240		240			
40			B-727-100	351		351			
41			B-727-200	1027	2	1029			
42			DC-9-50	237		237			
43			ALL TYPES	1855	2	1857	1875	1836	97.92
44		IN--DOMESTIC	DC-9-10	29		29			
45			ALL TYPES	29		29	30	29	96.66
46		NY--DOMESTIC	DC-9-30	5		5			
47			ALL TYPES	5		5			
48		PI--DOMESTIC	B-737-100/200	724	6	730			
49			B-727-200	2		2			
50			ALL TYPES	726	6	732	732	724	98.90
51		RC--DOMESTIC	DC-9-50	1		1			
52			DC-9-30	1		1			
53			ALL TYPES	1		2			
54		LA--DOMESTIC	B-727-100	722	5	727			
55			B-727-200	842	31	873			
56			B-737-100/200	1		1			
57			ALL TYPES	1565	36	1601	1612	1563	96.96
58		UR--DOMESTIC	F-28-4000/600	735		735			
59			ALL TYPES	735		735	738	733	99.32
60	COMMUNITY TOTAL	DOMESTIC	B-727-100	1480	5	1485			
61			B-727-200	2230	33	2271			
62			BAC-111-200	1672		1672			
63			DC-9-30	1791	58	1849			
64			B-737-100/200	1089	28	1117			
65			DC-9-50	238	1	239			
66			DC-9-10	29		29			
67			F-28-4000/600	735		735			
68			ALL TYPES	9072	123	9195	9215	9032	98.01
69	SOUTH CAROLINA								
70	CHARLESTON (CHARLESTON AFB/MUNI)	DL--DOMESTIC	DC-9-30	487		487			
71			B-727-200	2094		2094			
72			B-737-100/200	575		575			
73			DC-8-71	4	1	5			
74			B-767-200	2		2			
75			ALL TYPES	3361	1	3362	3379	3350	99.14
76		EA--DOMESTIC	DC-9-30	2502		2502			
77			B-727-200	448		448			
78			DC-9-50	623		623			
79			B-727-100	45		45			
80			ALL TYPES	3618		3618	3643	3589	98.46
81		PI--DOMESTIC	B-737-100/200	1871	6	1877			
82			B-727-200	1		1			
83			ALL TYPES	1872	6	1878	1873	1871	99.78
84		GS--DOMESTIC	B-727-200	1		1			
85			ALL TYPES	1	2	3			
86			ALL TYPES	1	2	3	1	1	100.00
87		LA--DOMESTIC	B-727-100	268		268			
88			B-737-100/200	332		332			

TABLE 7
 AIRCRAFT DEPARTURES SCHEDULED AND AIRCRAFT DEPARTURES PERFORMED,
 BY TYPE OF OPERATION, BY AIRCRAFT TYPE, BY COMMUNITY, AND BY CARRIER
 12 MONTHS ENDED DECEMBER 31, 1984

Line No.	Area, state or country Community (Airport name)	Carrier and type of operation	Type of aircraft	Total departures performed			Schedule of departures completed	
				Scheduled service	Nonscheduled service	All services	Departures scheduled	Number
1	2	3	4	5	6	7	8	9
1	CHARLESTON AFB/MUNI	UA—DOMESTIC	(CONT.)					
2			B-727-200	1		1		
3			ALL TYPES	601		601	639	601 94.05
4	COMMUNITY TOTAL	DOMESTIC	DC-9-30	3189		3189		
5			B-727-200	2545	2	2547		
6			B-737-100/200	2776	6	2782		
7			DC-8-71	4	1	5		
8			B-767-200	1		1		
9			DC-9-50	623		623		
10			B-727-100	313		313		
11			ALL TYPES	9453	9	9462	9539	9412 98.66
12	COLUMBIA	DL—DOMESTIC	DC-9-30	392		392		
13	(COLUMBIA METROPOLITAN)		B-727-200	2361		2361		
14			B-737-100/200	975		975		
15			L-1011/100/20	6		6		
16			ALL TYPES	3734		3734	3762	3721 98.91
17		EA—DOMESTIC	DC-9-30	2459		2459		
18			B-727-100	105		105		
19			B-727-200	328	1	329		
20			DC-9-50	831		831		
21			ALL TYPES	3723	1	3724	3740	3665 97.47
22		PI—DOMESTIC	B-737-100/200	740	6	746		
23			B-727-200	61		61		
24			F-28-4000/600	1		1		
25			ALL TYPES	802	6	808	790	781 98.86
26		UA—DOMESTIC	B-727-100	595		595		
27			B-727-200	182	2	184		
28			DC-8-71	2		2		
29			B-737-100/200	151		151		
30			ALL TYPES	928	4	932	936	922 98.50
31	COMMUNITY TOTAL	DOMESTIC	DC-9-30	2851		2851		
32			B-727-200	2932	3	2935		
33			B-737-100/200	1866	6	1872		
34			L-1011/100/20	6		6		
35			B-727-100	700		700		
36			DC-9-50	831		831		
37			F-28-4000/600	1		1		
38			DC-8-71	2	2	2		
39			ALL TYPES	9187	11	9198	9248	9089 98.28
40	GREENVILLE/SPARTANBURG	AL—DOMESTIC	BAC-111-200	318		318		
41	(GREENVILLE-SPARTANBURG)		DC-9-30	373		373		
42			ALL TYPES	691		691	701	691 98.57
43		EA—DOMESTIC	DC-9-30	2170		2170		
44			B-727-100	217		217		
45			B-727-200	1325		1325		
46			DC-9-50	901		901		
47			B-757-200	133		133		
48			A-300B	6		6		
49			ALL TYPES	4750		4750	4751	4662 97.70
50		NY—DOMESTIC	DC-9-30	660		660		
51			ALL TYPES	660		660	667	660 98.95
52		PI—DOMESTIC	B-737-100/200	391	21	412		
53			B-727-100	7		7		
54			B-727-200	676		676		
55			ALL TYPES	1074	21	1095	1067	1039 97.37
56	COMMUNITY TOTAL	DOMESTIC	BAC-111-200	318		318		
57			DC-9-30	3203		3203		
58			B-727-100	224		224		
59			B-727-200	2001		2001		
60			DC-9-50	901		901		
61			B-757-200	133		133		
62			A-300B	4		4		
63			B-737-100/200	391	21	412		
64			ALL TYPES	7175	21	7196	7186	7032 97.85
65	MYRTLE BEACH	PI—DOMESTIC	B-737-100/200	2964		2964		
66	(MYRTLE BEACH AFB)		F-28-4000/600	271		271		
67			ALL TYPES	3235		3235	3269	3225 98.65
68	SOUTH DAKOTA							
69	ABERDEEN	RC—DOMESTIC	CV-580	1073		1073		
70	(ABERDEEN MUNI)		DC-9-30	7		7		
71			DC-9-10	66		66		
72			DC-9-50	1		1		
73			ALL TYPES	1147		1147	1162	1129 97.16
74	PIERRE	UA—DOMESTIC	B-737-100/200	536		536		
75	(PIERRE MUNI)		ALL TYPES	536		536	557	536 96.22
76	RAPID CITY	FL—DOMESTIC	B-737-100/200	1467		1467		
77	(RAPID CITY REGIONAL)		ALL TYPES	1467		1467	1523	1461 95.92
78		RC—DOMESTIC	CV-580	32		32		
79			DC-9-30	12		12		
80			DC-9-10	475	2	477		
81			DC-9-50	155		155		
82			ALL TYPES	676	2	678	678	660 97.34
83		UA—DOMESTIC	B-727-100	291		291		
84			B-727-200	304		304		
85			B-737-100/200	94		94		
86			ALL TYPES	689		689	719	686 95.41

**TABLE 7
 AIRCRAFT DEPARTURES SCHEDULED AND AIRCRAFT DEPARTURES PERFORMED,
 BY TYPE OF OPERATION, BY AIRCRAFT TYPE, BY COMMUNITY, AND BY CARRIER
 12 MONTHS ENDED DECEMBER 31, 1984**

Line No.	Area, state, or country Community (All port names)	Carrier and type of operation	Type of aircraft	Total departures performed			Schedule of departures completed	
				Scheduled service	Non-scheduled service	All services	Number	Percent of departures scheduled
1	2	3	4	5	6	7	8	9
1	RAPID CITY REGIONAL	(CENT.)						
2		WA--DOMESTIC	B-737-100/200	1228		1268		
3			B-727-200	1		1		
4			ALL TYPES	1269		1269	1303	1268 97.31
5								
6	COMMUNITY TOTAL	DOMESTIC	B-737-100/200	2829		2829		
7			CV-580	32		32		
8			DC-9-30	12		12		
9			DC-9-10	475	2	477		
10			DC-9-50	155		155		
11			B-727-100	291		291		
12			B-727-200	305		305		
13			ALL TYPES	4099	2	4101	4223	4075 96.49
14								
15	SIOUX FALLS (JOE FUSS FIELD)	FL--DOMESTIC	B-737-100/200	1422		1422		
16			ALL TYPES	1422		1422	1462	1422 97.26
17								
18		CZ--DOMESTIC	DC-9-10	311		311		
19			DC-9-30	902	12	914		
20			DC-9-40	71	3	74		
21			ALL TYPES	1284	15	1299	1310	1282 97.86
22								
23		RC--DOMESTIC	DC-9-50	315	3	318		
24			CV-580	559		559		
25			DC-9-30	140	4	144		
26			DC-9-10	1014		1014		
27			B-727-200	1		1		
28			ALL TYPES	2029	7	2036	2046	2009 98.19
29								
30		LA--DOMESTIC	B-727-100	90		90		
31			B-727-200	1178		1178		
32			B-737-100/200	844		844		
33			ALL TYPES	2112		2112	2173	2110 97.10
34								
35		WA--DOMESTIC	B-727-200	389		389		
36			B-737-100/200	341		341		
37			ALL TYPES	730		730	730	727 99.58
38								
39	COMMUNITY TOTAL	DOMESTIC	B-737-100/200	2607		2607		
40			DC-9-10	1325		1325		
41			DC-9-30	1042	16	1058		
42			DC-9-40	71	3	74		
43			DC-9-50	315	3	318		
44			CV-580	559		559		
45			B-727-200	1568		1568		
46			B-727-100	90		90		
47			ALL TYPES	7577	22	7599	7721	7550 97.78
48								
49								
50	WATERTOWN (WATERTOWN MUNICIPAL)	RC--DOMESTIC	CV-580	1205		1205		
51			DC-9-30	5		5		
52			DC-9-10	65		65		
53			DC-9-50	1		1		
54			ALL TYPES	1276		1276	1311	1267 96.64
55								
56								
57								
58								
59								
60	BRISTOL/KINGSPT/JOHNSN CTY (TRI CITY)	AL--DOMESTIC	DC-9-30	515		515		
61			BAC-111-200	512		512		
62			ALL TYPES	1027		1027	1041	1027 98.65
63								
64		PI--DOMESTIC	B-737-100/200	2560	2	2562		
65			B-727-100	8		8		
66			B-727-200	593		595		
67			F-28-4000/600	740		740		
68			ALL TYPES	3901	4	3905	3962	3876 97.82
69								
70	COMMUNITY TOTAL	DOMESTIC	DC-9-30	515		515		
71			BAC-111-200	512		512		
72			B-737-100/200	2560	2	2562		
73			B-727-100	8		8		
74			B-727-200	593	2	595		
75			F-28-4000/600	740		740		
76			ALL TYPES	4928	4	4932	5003	4903 98.00
77								
78	CHATTANOOGA (LOVELL FIELD)	DL--DOMESTIC	DC-9-30	1343		1343		
79			B-727-200	747	3	750		
80			B-737-100/200	595		595		
81			DC-8-71	2		2		
82			ALL TYPES	2685	5	2690	2683	2664 99.29
83								
84		FL--DOMESTIC	B-737-100/200	1		1		
85			ALL TYPES	1		1		
86								
87		FT--DOMESTIC	*DC-8-61	1		1		
88			ALL TYPES	1		1		
89								
90		PI--DOMESTIC	B-737-100/200	729		729		
91			B-727-200	2		2		
92			F-28-4000/600	2	2	2		
93			ALL TYPES	731	2	733	732	728 99.45
94								
95		RC--DOMESTIC	DC-9-30	273	4	277		
96			DC-9-10	781		781		
97			DC-9-50	6		6		
98			CV-580	1		1		
99			ALL TYPES	1061	4	1065	1030	999 96.99
100								
101		UA--DOMESTIC	B-727-100	1		1		
102			B-727-200	1		1		
103			ALL TYPES	1	2	3		
104								
105	COMMUNITY TOTAL	DOMESTIC	DC-9-30	1616	4	1620		
106			B-727-200	730	3	733		
107			B-737-100/200	1325		1325		
108			DC-8-71	2		2		
109			*DC-8-61	1		1		
110			F-28-4000/600	2		2		
111								
112								

TABLE 7
 AIRCRAFT DEPARTURES SCHEDULED AND AIRCRAFT DEPARTURES PERFORMED,
 BY TYPE OF OPERATION, BY AIRCRAFT TYPE, BY COMMUNITY, AND BY CARRIER
 12 MONTHS ENDED DECEMBER 31, 1984

L No.	Aircraft, state or country (Community (Airport name))	Carrier and type of operation	Type of aircraft	Total departures performed			Departures scheduled	Scheduled departures completed	
				Scheduled service	Non-scheduled service	All services		Number	Percent of departures scheduled
1	2	3	4	5	6	7	8	9	
1	COMMUNITY TOTAL	DOMESTIC	ICONT-J DC-9-10 DC-9-50 CV-580 B-727-100 ALL TYPES	781 4 1 2 4480		781 6 1 2 4493	4445	4391	98.78
8	KNOXVILLE (MC Ghee Tyson)	AL---DOMESTIC	BAC-111-200 DC-9-30 B-737-100/200 ALL TYPES	147 1189 1337		147 1189 1337	1352	1337	98.89
14		DL---DOMESTIC	DC-9-30 B-727-200 L-1011/100/20 DC-8-71 L-1011-500 TR B-767-200 B-737-100/200 ALL TYPES	377 207 66 530 2 5 171 3249	4 4 2 1 3 3	383 2100 68 531 2 8 171 3263	3232	3218	99.56
21		EA---DOMESTIC	DC-9-30 DC-9-50 B-727-100 B-727-200 ALL TYPES	1016 47 5 21 1099		1016 47 5 33 1101	1123	1088	96.88
29		AY---DOMESTIC	DC-9-30 ALL TYPES	663 663		663 663	667	663	99.60
31		RC---DOMESTIC	DC-9-30 DC-9-10 DC-9-50 CV-580 ALL TYPES	494 607 240 1 1342		494 608 241 1 1344	1351	1313	97.18
39		UA---DOMESTIC	B-737-100/200 B-727-100 B-727-200 ALL TYPES	488 1109 855 2452	1	488 1110 855 2453	2537	2449	96.53
42	COMMUNITY TOTAL	DOMESTIC	BAC-111-200 DC-9-30 B-737-100/200 B-727-200 L-1011/100/20 DC-8-71 L-1011-500 TR B-767-200 DC-9-50 B-727-100 DC-9-10 CV-580 ALL TYPES	147 3741 660 2982 66 530 2 5 287 1114 607 1 10142	4	3745 660 2988 68 531 2 8 288 1115 608 1 10161	10262	10068	98.10
57	MEMPHIS (MEMPHIS INTERNATIONAL)	AA---DOMESTIC	B-727-100 B-727-200 DC-9-80 DC-10-30 DC-10-10 ALL TYPES	466 1448 929 1 7 2851		466 1448 929 1 7 2851	2902	2847	98.10
64		AL---DOMESTIC	DC-9-30 B-737-100/200 ALL TYPES	1849 1849	3 6 9	1852 1858	1859	1849	99.46
68		BA---DOMESTIC	B-727-200 ALL TYPES	1 1	2 2	3 3			
74		CC---DOMESTIC	B-727-100 ALL TYPES	1062 1062	9 9	1071 1071	1054	1007	95.54
75		DL---DOMESTIC	DC-9-30 B-727-200 L-1011/100/20 DC-8-71 B-767-200 B-737-100/200 ALL TYPES	7557 7705 110 1258 5 457 17292	2 1	7559 7706 110 1258 5 457 17295	17366	17271	99.45
81		EA---DOMESTIC	DC-9-30 B-727-100 B-727-200 ALL TYPES	26 30 2 98		26 30 4 60	62	58	93.54
84		FL---DOMESTIC	B-737-100/200 ALL TYPES	677 677		677 677	701	674	96.14
91		FT---DOMESTIC	B-727-100 ALL TYPES	259 259		259 255	378	258	68.25
94		PA---DOMESTIC	B-727-200 ALL TYPES	1 1		1 1			
97		PI---DOMESTIC	B-737-100/200 B-727-200 B-727-100 ALL TYPES	1088 326 1 1415	2	1090 326 1 1417	1412	1408	99.71
102		RC---DOMESTIC	DC-9-30 DC-9-10 CV-580 DC-9-50 B-727-200 ALL TYPES	9902 10746 2817 3477 1341 26283	13 3	9915 10769 2817 3498 1341 26320	28487	28111	98.68
106		RL---DOMESTIC	SWEAR-METRO ALL TYPES	239 239		239 239	240	239	99.58
111		TA---DOMESTIC	B-727-200	309		309			

TABLE 7
AIRCRAFT DEPARTURES SCHEDULED AND AIRCRAFT DEPARTURES PERFORMED,
BY TYPE OF OPERATION, BY AIRCRAFT TYPE, BY COMMUNITY, AND BY CARRIER
12 MONTHS ENDED DECEMBER 31, 1984

Line No.	Area, state or country Community (Airport name)	Carrier and type of operation	Type of aircraft	Total departures performed			Departures scheduled	Scheduled departures completed		
				Scheduled service	Non-scheduled service	All services		Number	Percent of departures scheduled	
1	2	3	4	5	6	7	8	9		
1	MEMPHIS INTERNATIONAL	Tb--DOMESTIC	(CONT.)							
2			B-727-100	146		146				
3			DC-9-80	2		2				
4		ALL TYPES	457		457		457	453	99.12	
5		UA--DOMESTIC	B-727-100	922	5	927				
6			B-727-200	565	6	571				
7			B-737-100/200	1144	6	1144				
8			DC-8-71	1		1				
9			DC-10-10	1		1				
10		ALL TYPES	2632	17	2649		2744	2622	95.55	
11		WK--DOMESTIC	*L-188A/C	272		272				
12			*CV-640	81		81				
13			*DC-6	16		16				
14			*L-100-10	1		1				
15			*DC-8-30	1		1				
16			ALL TYPES	371		371		257	257	100.00
17		COMMUNITY TOTAL	DOMESTIC	B-727-100	2627	14	2641			
18				B-727-200	11698	11	11709			
19				DC-9-80	931		931			
20	DC-10-30			1		1				
21	DC-10-10			8		8				
22	DC-9-30			19334	18	19352				
23	B-737-100/200			3566	8	3574				
24	L-1011/100/20			110		110				
25	DC-8-71			1258	6	1264				
26	B-767-200			5		5				
27	B-727-100			259		259				
28	DC-9-10			10746	3	10749				
29	CV-580			2817		2817				
30	DC-9-50			3477	21	3498				
31	SNEAR-METRO			239		239				
32	*L-188A/C			272		272				
33	*CV-640			81		81				
34	*DC-6			16		16				
35	*L-100-10			1		1				
36	*DC-8-30			1		1				
37	ALL TYPES			57447	81	57528		57919	57054	98.50
38	NASHVILLE (METROPOLITAN)			AA--DOMESTIC	B-727-100	368		368		
39					B-727-200	3675		3675		
40		DC-10-10	7			7				
41		DC-9-80	785			785				
42		ALL TYPES	4855		4855		4899	4850	98.99	
43		AL--DOMESTIC	DC-9-30	3879	15	3894				
44			BAC-111-200	25		25				
45			B-727-200	1		1				
46		B-737-100/200	24	1	25					
47		ALL TYPES	3929	16	3945		3962	3928	99.14	
48		BA--DOMESTIC	B-727-200	9	1	10				
49			ALL TYPES	9	1	10				
50		DL--DOMESTIC	DC-9-30	782		782				
51			B-727-200	1038	5	1043				
52	B-737-100/200		1886		1886					
53	DC-8-71		180		180					
54	ALL TYPES		3886	5	3891		3896	3876	99.48	
55	EA--DOMESTIC	DC-9-30	784		784					
56		B-727-100	231		231					
57		B-727-200	960	1	961					
58		DC-9-50	532		532					
59		B-757-200	1		1					
60	L-1011/100/20	1	4	5						
61	ALL TYPES	2508	5	2513		2542	2497	98.22		
62	GZ--DOMESTIC	DC-9-10	92		92					
63		DC-9-30	1954	13	1967					
64		DC-9-40	56	1	57					
65		DC-9-80	1		1					
66	ALL TYPES	1703	14	1717		1688	1669	98.87		
67	PA--DOMESTIC	B-727-200	359	1	360					
68		ALL TYPES	359	1	360		366	359	98.08	
69	PI--DOMESTIC	B-737-100/200	1104	5	1109					
70		B-727-200	1399		1399					
71		B-727-100	10		10					
72		ALL TYPES	2513	5	2518		2519	2497	99.12	
73	RC--DOMESTIC	DC-9-30	1602	2	1604					
74		DC-9-10	1626	3	1629					
75		DC-9-50	1124		1124					
76		CV-580	676		676					
77		DC-9-80	1		1					
78		B-727-200	681		681					
79	ALL TYPES	5710	5	5715		5750	5664	98.50		
80	Tb--DOMESTIC	B-727-100	308		308					
81		B-727-200	647		647					
82		DC-9-80	503		503					
83		ALL TYPES	1458		1458		1473	1448	98.30	
84	UA--DOMESTIC	B-727-100	321	4	325					
85		B-727-200	198		198					
86		B-737-100/200	95		95					
87		DC-8-71	1	6	7					
88	ALL TYPES	614	10	624		623	612	98.23		
89	WK--DOMESTIC	*L-188A/C	252		252					
90		*CV-640	21		21					
91		*DC-6	1		1					
92		ALL TYPES	274		274		257	257	100.00	
93	ZC--DOMESTIC	B-737-100/200	175		175					
94		BAC-111-200	746		746					
95		ALL TYPES	921		921		952	921	96.74	

TABLE 7
AIRCRAFT DEPARTURES SCHEDULED AND AIRCRAFT DEPARTURES PERFORMED,
BY TYPE OF OPERATION, BY AIRCRAFT TYPE, BY COMMUNITY, AND BY CARRIER
12 MONTHS ENDED DECEMBER 31, 1984

Line No.	Area, state or country Community (Airport name)	Carrier and type of operation	Type of aircraft	Total departures performed			Departures scheduled	Scheduled departures completed								
				Scheduled service	Non-scheduled service	All services		Number	Percent of departures scheduled							
	1	2	3	4	5	6	7	8	9							
1	ROBERT MUELLER MUNI	(CGAT.)	LA--DOMESTIC	B-727-100	1837	1	1838	2262	2184	96.55						
2				B-727-200	582	1	584									
3				ALL TYPES	2220	2	2222									
4			COMMUNITY TOTAL	DOMESTIC	B-727-100	2786	1	2787	9735	9451	99.13					
5						B-727-200	5697	7				5704				
6						DC-10-10	321					321				
7						DC-9-80	3116	1				3117				
8						B-767-200	179					179				
9			COMMUNITY TOTAL	DOMESTIC	DC-10-30	175	1	176	29820	29745	98.29					
10						DC-9-30	2462	2				2463				
11						B-737-100/200	12342	2				12344				
12						DC-9-10	959					959				
13						DC-9-50	1502					1502				
14						L-1011/100/20		2				2				
15						B-757-200	1					1				
16						F-27 SERIES	56					56				
17						FH-227	158					158				
18						B-737-300	6					6				
19			ALL TYPES	29820	15	29835										
20			BROWNSVILLE/MRLGN/SAN BATO (HARLINGEN INDUSTRIAL AIRPARK)	AA--DOMESTIC	B-727-200	415		415	1168	1158	99.14					
21						B-727-100	536					536				
22						DC-9-80	208					208				
23					AIRPORT TOTAL	DOMESTIC	ALL TYPES	1159		1159	3949	3919	99.24			
24								AA--DOMESTIC	B-737-100/200	3911					3911	
25										B-737-300				8		8
26										ALL TYPES				3919		3919
27								AIRPORT TOTAL	DOMESTIC	B-727-200				415		415
28	B-727-100	536				536										
29	DC-9-80	208				208										
30	B-737-100/200	3911		3911												
31	B-737-300	8		8												
32	ALL TYPES	5078		5078												
33	FRID GRANDE VALLEY INTL.)	OZ--DOMESTIC	DC-9-30	458	1	459	498	485	97.38							
34				DC-9-40	27	1				28						
35				ALL TYPES	485	2				487						
36			AIRPORT TOTAL	DOMESTIC	DL-108A/C	216		216	257	255	99.22					
37						*DC-8-50F	29					29				
38						*DC-8-30	4					4				
39						*CV-440	11					11				
40						*DC-8-62	13					13				
41			ALL TYPES	273		273										
42			AIRPORT TOTAL	DOMESTIC	DC-9-30	458	1	459	755	740	98.01					
43	DC-9-40	27				1	28									
44	DL-108A/C	216					216									
45	*DC-8-50F	29				29										
46	*DC-8-30	4				4										
47	*CV-440	11				11										
48	*DC-8-62	13				13										
49	ALL TYPES	758			2	760										
50	COMMUNITY TOTAL BY CARRIER	AA--DOMESTIC			DC-9-80	208		208				1168	1158	99.14		
51						B-727-100	536								536	
52			B-727-200	415			415									
53			ALL TYPES	1159		1159										
54			AIRPORT TOTAL	CZ--DOMESTIC	DC-9-30	458	1	459	498	485	97.38					
55	DC-9-40	27				1	28									
56	ALL TYPES	485				2	487									
57	AA--DOMESTIC	NR--DOMESTIC			*CV-440	11		11				257	255	99.22		
58						*DL-108A/C	216								216	
59			*DC-8-30	4			4									
60			*DC-8-50F	29		29										
61			*DC-8-62	13		13										
62	ALL TYPES	273		273												
63	COMMUNITY TOTAL	DOMESTIC	B-737-300	8		8	3949	3919	99.24							
64				B-737-100/200	3911					3911						
65				ALL TYPES	3919					3919						
66			AIRPORT TOTAL	DOMESTIC	B-727-200	415					415	5872	5817	99.06		
67						B-727-100				536					536	
68						DC-9-80				208					208	
69					B-737-100/200	3911					3911					
70					B-737-300	8					8					
71			COMMUNITY TOTAL	DOMESTIC	DC-9-30	458				1	459	1256	1242	98.88		
72						DC-9-40				27	1				28	
73	DL-108A/C	216					216									
74	*DC-8-50F	29				29										
75	*DC-8-30	4				4										
76	*CV-440	11				11										
77	*DC-8-62	13				13										
78	ALL TYPES	5836			2	5838										
79	CORPUS CHRISTI (CORPUS CHRISTI INTERNATIONAL)	AA--DOMESTIC			B-727-200	536		536	1337	1326	99.17					
80						B-727-100	588								588	
81			DC-9-80	118			118									
82			ALL TYPES	1242		1242										
83			AIRPORT TOTAL	CC--DOMESTIC	B-727-200	8		8				1329	1329	99.17		
84	DC-9-10	207					207									
85	DC-9-30	1093					1093									
86	B-727-100	21				21										
87	ALL TYPES	1329				1329										
88	COMMUNITY TOTAL	EA--DOMESTIC	DC-9-30	60		60	121	121								
89				B-727-100	121					121						

TABLE 7
AIRCRAFT DEPARTURES SCHEDULED AND AIRCRAFT DEPARTURES PERFORMED,
BY TYPE OF OPERATION, BY AIRCRAFT TYPE, BY COMMUNITY, AND BY CARRIER
12 MONTHS ENDED DECEMBER 31, 1964

Line No.	Area, state or country Community (Airport name)	Carrier and type of operation	Type of aircraft	Total departures performed			Departures scheduled	Aircraft departures performed	
				Scheduled service	Non-scheduled service	All services		Number	Percent of departures scheduled
1	2	3	4	5	6	7	8	9	
1	CORPUS CHRISTI INTERNATIONAL	EA—DOMESTIC	(CONT.)						
2			8-727-200	536		536			
3			ALL TYPES	717		717	730	715	97.94
4		CO—DOMESTIC	DC-9-10	1332		1332			
5			F-27 SERIES	50		50			
6			ALL TYPES	132		132	1573	1514	96.24
7		UA—DOMESTIC	8-727-100	608		608			
8			8-727-200	92		92			
9			ALL TYPES	700		700	722	700	96.95
10		NA—DOMESTIC	8-737-100/200	2786		2786			
11			8-727-200	1		1			
12			8-737-300	12		12			
13			ALL TYPES	2799		2799	2830	2799	98.90
14		COMMUNITY TOTAL	DOMESTIC	8-727-200	1173		1173		
15				8-727-100	1338		1338		
16				DC-9-80	118		118		
17				DC-9-10	1539		1539		
18	DC-9-30			1153		1153			
19	F-27 SERIES			50		50			
20	FH-227			132		132			
21	8-737-100/200			2786		2786			
22	8-737-300			12		12	8448	8296	98.20
23	ALL TYPES			8301		8301			
24	DALLAS-FORT WORTH (LOVE FIELD)	AA—DOMESTIC	DC-9-80	1		1			
25			ALL TYPES	1		1	1	1	100.00
26		NC—DOMESTIC	DC-9-80	2831		2831			
27			DC-9-30	603	5	603			
28			DC-9-50	8149		8149			
29			ALL TYPES	11583	5	11588	11829	11574	97.84
30		WA—DOMESTIC	8-737-100/200	40793	11	40804			
31			8-737-300	97		97			
32			ALL TYPES	40890	11	40901	41457	40889	98.62
33		AIRPORT TOTAL	DOMESTIC	DC-9-80	2832	5	2837		
34	DC-9-30			603		603			
35	DC-9-50			8149		8149			
36	8-737-100/200			40793	11	40804			
37	8-737-300			97		97			
38	ALL TYPES	52474	16	52490	53287	52464	98.45		
39	(DALLAS-FORT WORTH REGIONAL)	AA—DOMESTIC	8-727-100	14861		14861			
40			8-727-200	53756	11	53767			
41			DC-10-10	7068		7068			
42			8-747	281		281			
43			8B-747F	377		377			
44			DC-10-30	1315		1315			
45			DC-9-80	16882		16882			
46			8-767-200	3323		3323			
47			ALL TYPES	97823	11	97834	98685	97737	99.03
48			AA—INTERNATIONAL	DC-10-30	500		500		
49		8-727-100		45		45			
50		8-727-200		2293		2293			
51		ALL TYPES		30		30	2873	2805	97.63
52		AA—TOTAL	8-727-100	14904		14904			
53			8-727-200	54049	11	54060			
54			DC-10-10	7098		7098			
55			8-747	281		281			
56	8B-747F		377		377				
57	DC-10-30		1815		1815				
58	DC-9-80		16882		16882				
59	8-767-200		3323		3323				
60	ALL TYPES		100651	11	100702	101558	100562	98.99	
61	AL—DOMESTIC		DC-9-30	617	1	618			
62		8-737-100/200	1785	1	1786	2417	2402	99.37	
63	ALL TYPES	2402	2	2404					
64	BA—DOMESTIC	8-727-200	19133	85	19218	19186	19088	99.48	
65		ALL TYPES	19133	85	19218				
66	CB—DOMESTIC	8-727-200	280		280				
67		8-727-100	152	75	227	436	432	99.06	
68		ALL TYPES	432	75	507				
69	CC—DOMESTIC	DC-9-10	23		23				
70		8-727-200	291		291				
71		8-727-100	59		59				
72		DC-9-30	612		612				
73		DC-10-10	1		1				
74	ALL TYPES	987		987	991	982	99.09		
75	DL—DOMESTIC	DC-9-30	5244	10	5254				
76		8-727-200	22185		22185				
77		L-1011/100/20	5353	1	5354				
78		DC-8-71	714	2	716				
79		8-767-200	2682		2682				
80		8-737-100/200	12993		12993				
81	L-1011-500 TR	40		40					
82	8-797-200	19		19					
83	ALL TYPES	49230	13	49243	49687	49185	99.38		
84	DL—INTERNATIONAL	8-727-200	6		6				
85		L-1011-500 TR	102		102	110	108	98.18	
86		ALL TYPES	108		108				
87	DL—TOTAL	DC-9-30	5244	10	5254				
88		8-727-200	22191		22191				
89		L-1011/100/20	5353	1	5354				
90		DC-8-71	714	2	716				

TABLE 7
 AIRCRAFT DEPARTURES SCHEDULED AND AIRCRAFT DEPARTURES PERFORMED,
 BY TYPE OF OPERATION, BY AIRCRAFT TYPE, BY COMMUNITY, AND BY CARRIER
 12 MONTHS ENDED DECEMBER 31, 1984

Line No.	Area, state or country Community (Airport name)	Carrier and type of operation	Type of aircraft	Total departures performed			Departures scheduled	Scheduled departures completed	
				Scheduled service	Nonscheduled service	All services		Number	Percent of departures scheduled
1	2	3	4	5	6	7	8	9	
1	DALLAS-FORT WORTH REGIONAL	DL--TOTAL	(CCNT-1 B-767-200 B-737-100/200 L-1011-500 TR B-757-200 ALL TYPES	2682 12953 142 19 49338		2682 12953 142 19 49351	49597	49293	99.38
2		EA--DOMESTIC	DC-9-30 B-727-100 B-727-200 DC-9-50 B-737-200 L-1011/100/20 EURO AIRBUS 3 ALL TYPES	1569 161 806 43 2 5 1 2581		1569 161 808 43 2 5 1 2589	2645	2574	97.31
3		E2--DOMESTIC	*B-727-100 *DC-8-63 *DC-8-73 ALL TYPES	79 3 1 79	107 3 1 111	186 3 1 190	79	79	100.00
4		FL--DOMESTIC	B-737-100/200 DC-9-80 ALL TYPES	1548 198 1746		1548 198 1746	1767	1744	98.69
5		FT--DOMESTIC	*DC-8-63F *DL-8-61 *B-747F *B-727-100 *B-747 ALL TYPES	334 535 1 240 1 1111		334 535 1 240 1 1111	1180	1095	92.79
6		IA--DOMESTIC	DC-9-10 ALL TYPES	90 90		90 90	94	90	95.74
7		ML--DOMESTIC	DC-9-10 DC-9-30 DC-9-80 B-737-100/200 ALL TYPES	555 959 13 151 1678	1 5 13 151 6	556 964 13 151 1684	1705	1678	98.41
8		NL--DOMESTIC	B-727-200 B-727-100 ALL TYPES	950 537 1487	17 17	967 537 1504	1518	1487	97.95
9		OC--DOMESTIC	DC-9-10 ALL TYPES	617 617		617 617	625	617	98.72
10		OZ--DOMESTIC	DC-9-10 DC-9-30 DC-9-40 ALL TYPES	401 2278 142 2821	3 32 10 45	404 2310 152 2866	2864	2811	98.14
11		PA--DOMESTIC	B-727-200 DC-10-10 DC-10-30 B-747 B-727-100 L-1011-500 TR B-747SR ALL TYPES	1212 1 1 9 2 217 1 1443	2 1 1 1 2 1 3	1214 1 1 10 2 217 1 1446	1461	1442	98.69
12		PI--DOMESTIC	B-737-100/200 B-727-100 B-727-200 ALL TYPES	958 9 2078 3045	2 9 2078 2	960 9 2078 3047	3072	3045	99.12
13		RC--DOMESTIC	DC-9-50 DC-9-10 DC-9-30 B-727-200 ALL TYPES	1273 230 1410 3 2910	2 6 6 0	1275 230 1410 3 2918	2927	2896	98.94
14		SI--DOMESTIC	DC-9-80 ALL TYPES	1536 1536		1536 1536	1564	1536	98.20
15		TV--DOMESTIC	DC-8-63 B-747-200 ALL TYPES	11 129 140	21 56 77	32 185 217	140	132	94.28
16		UB--DOMESTIC	B-747-200 B-727-200 B-727-100 L-1011/100/20 ALL TYPES	294 45 3 362		294 45 3 363	366	361	98.63
17		UA--DOMESTIC	B-727-100 B-727-200 B-747 DC-8-71 B-737-100/200 ALL TYPES	1877 1792 31 1 3701	9 23 1 19 52	1884 1815 1 50 3733	3818	3692	96.69
18		VE--DOMESTIC	AL-188A/C *CV-440 *DC-8-30F *DC-8-30 *DC-6 *DC-8-10 *AL-100-10 *DC-8-62 ALL TYPES	403 22 171 39 2 3 2 91 733		403 22 171 39 2 3 2 91 733	514	514	100.00
19		WA--DOMESTIC	B-727-200 B-737-100/200 DC-10-10 ALL TYPES	745 1 1 746	1 1 2	746 1 1 748	746	742	99.46
20		YB--DOMESTIC	DC-9-10 ALL TYPES	271 271		271 271	271	271	100.00
21	AIRPORT TOTAL	DOMESTIC	B-727-100	17661	84	17745			

TABLE 7
 AIRCRAFT DEPARTURES SCHEDULED AND AIRCRAFT DEPARTURES PERFORMED,
 BY TYPE OF OPERATION, BY AIRCRAFT TYPE, BY COMMUNITY, AND BY CARRIER
 12 MONTHS ENDED DECEMBER 31, 1984

Line No.	Area, state or country Community (Airport name)	Carrier and type of operation	Type of aircraft	Total departures performed			Scheduled departures completed	
				Scheduled service	Nonscheduled service	All services	Number	Percent of departures scheduled
1	2	3	4	5	6	7	8	9
1	AIRPORT TOTAL	DOMESTIC	(CDMT.)					
2			B-727-200	103296	141	103437		
3			DC-10-10	7070	1	7071		
4			B-747	290	2	292		
5			*B-747F	378		378		
6			DC-10-30	1316		1316		
7			DC-9-80	18590		18590		
8			B-767-200	6299		6299		
9			DC-9-30	12683	54	12737		
10			B-737-100/200	17437	3	17440		
11			DC-9-10	2187	4	2191		
12			L-1011/100/20	5353	7	5360		
13			DC-8-71	745	21	766		
14			L-1011-500 TR	257		257		
15			B-757-200	21		21		
16			DC-9-50	1316	2	1318		
17			EURO AIRBUS 3		1	1		
18			*B-727-100	319	107	426		
19			*DC-8-63		3	3		
20			*DC-8-73		1	1		
21			*DC-8-63F	334		334		
22			*DC-8-61	535		535		
23			*B-747	1		1		
24			DC-9-40	142	10	152		
25			B-747SP	1		1		
26			DC-8-63	11	21	32		
27			B-747-200	129	56	185		
28			*L-188A/C	403		403		
29			*CV-640	22		22		
30			*DC-8-50F	171		171		
31			*DC-8-30	39		39		
32			*DC-6	2		2		
33			*DC-8-10	3		3		
34			*L-100-1U	2		2		
35			*DC-8-62	91		91		
36			ALL TYPES	197104	518	197622	198561	196632 99.02
37		INTERNATIONAL	DC-10-30	500		500		
38			B-727-100	45		45		
39			B-727-200	2299		2299		
40			DC-10-10	30		30		
41			L-1011-500 TR	102		102		
42			ALL TYPES	2976		2976	2983	2913 97.63
43		TOTAL	B-727-100	17706	84	17790		
44			B-727-200	105595	141	105736		
45			DC-10-10	7100	1	7101		
46			B-747	290	2	292		
47			*B-747F	378		378		
48			DC-10-30	1816		1816		
49			DC-9-80	18590		18590		
50			B-767-200	6299		6299		
51			DC-9-30	12683	54	12737		
52			B-737-100/200	17437	3	17440		
53			DC-9-10	2187	4	2191		
54			L-1011/100/20	5353	7	5360		
55			DC-8-71	745	21	766		
56			L-1011-500 TR	257		257		
57			B-757-200	21		21		
58			DC-9-50	1316	2	1318		
59			EURO AIRBUS 3		1	1		
60			*B-727-100	319	107	426		
61			*DC-8-63		3	3		
62			*DC-8-73		1	1		
63			*DC-8-63F	334		334		
64			*DC-8-61	535		535		
65			*B-747	1		1		
66			DC-9-40	142	10	152		
67			B-747SP	1		1		
68			DC-8-63	11	21	32		
69			B-747-200	129	56	185		
70			*L-188A/C	403		403		
71			*CV-640	22		22		
72			*DC-8-50F	171		171		
73			*DC-8-30	39		39		
74			*DC-6	2		2		
75			*DC-8-10	3		3		
76			*L-100-1U	2		2		
77			*DC-8-62	91		91		
78			ALL TYPES	200080	518	200598	201544	199545 99.00
79		COMMUNITY TOTAL BY CARRIER	B-767-200	3323		3323		
80		AA—DOMESTIC	DC-9-80	16843		16843		
81			B-727-100	14821		14821		
82			B-727-200	53756	11	53767		
83			DC-10-10	7068		7068		
84			DC-10-30	1315		1315		
85			B-747	281		281		
86			*B-747F	377		377		
87			ALL TYPES	97824	11	97835	98686	97738 99.03
88		AA—INTERNATIONAL	B-727-100	45		45		
89			B-727-200	2293		2293		
90			DC-10-10	30		30		
91			DC-10-30	500		500		
92			ALL TYPES	2868		2868	2873	2805 97.63
93		AA—TOTAL	B-767-200	3323		3323		
94			DC-9-80	16843		16843		
95			B-727-100	14906		14906		
96			B-727-200	56049	11	56060		
97			DC-10-10	7098		7098		
98			DC-10-30	1815		1815		
99			B-747	281		281		
100			*B-747F	377		377		
101			ALL TYPES	100692	11	100703	101599	100963 98.99
102		AL—DOMESTIC	B-737-100/200	1785	1	1786		
103			DC-9-30	617		617		
104			ALL TYPES	2402	2	2404	2417	2402 99.37
105		BA—DOMESTIC	B-727-200	19133	85	19218		

TABLE 7
 AIRCRAFT DEPARTURES SCHEDULED AND AIRCRAFT DEPARTURES PERFORMED,
 BY TYPE OF OPERATION, BY AIRCRAFT TYPE, BY COMMUNITY, AND BY CARRIER
 12 MONTHS ENDED DECEMBER 31, 1984

Line No.	Area, state or country Community (Airport name)	Carrier and type of operation	Type of aircraft	Total departures performed			Scheduled departures completed		
				Scheduled service	Non-scheduled service	All services	Number	Percent of departures completed	
1	2	3	4	5	6	7	8	9	
1	COMMUNITY TOTAL BY CARRIER	BA--DOMESTIC	(CONT.) ALL TYPES	19133	85	19218	19186	99.88	
2		CB--DOMESTIC	B-727-100 B-727-200 ALL TYPES	152 280 432	75	227 280 507	436	99.08	
3		CC--DOMESTIC	DC-9-10 DC-9-30 DC-9-80 B-727-100 B-727-200 DC-10-10 ALL TYPES	23 612 1 59 251 1 987		23 612 1 59 251 1 987	591	99.09	
4		DL--DOMESTIC	B-737-100/200 B-757-200 B-767-200 DC-9-30 B-727-200 L-1011/100/20 L-1011-500 TR DC-8-71 ALL TYPES	12993 15 2682 5244 22185 5353 40 714 49230	10	12993 15 2682 5254 22185 5354 40 716 49243	49487	99.38	
5		DL--INTERNATIONAL	B-727-200 L-1011-500 TR ALL TYPES	6 102 108		6 102 108	110	98.18	
6		DL--TOTAL	B-737-100/200 B-757-200 B-767-200 DC-9-30 B-727-200 L-1011/100/20 L-1011-500 TR DC-8-71 ALL TYPES	12993 19 2682 5244 22151 5353 142 714 49338	10	12993 19 2682 5254 22191 5354 142 716 49351	49597	99.38	
7		EA--DOMESTIC	B-757-200 DC-9-30 DC-9-50 EURO AIRBUS 3 B-727-100 B-727-200 L-1011/100/20 ALL TYPES	2 1569 43 161 806 5 2581	2 1 1 2 2 5 8	2 1569 43 161 808 5 2585	2645	97.31	
8		EZ--DOMESTIC	*B-727-100 *DC-8-63 *DC-8-73 ALL TYPES	79 1 1 79	107 3 1 111	186 3 1 190	79	100.00	
9		FL--DOMESTIC	B-737-100/200 DC-9-40 ALL TYPES	1548 158 1746		1548 198 1746	1767	98.69	
10		FT--DOMESTIC	*B-727-100 *B-747 *B-747F *DC-8-61 *DC-8-63F ALL TYPES	240 1 1 535 334 1111		240 1 1 535 334 1111	1180	1095	92.79
11		IB--DOMESTIC	DC-9-10 ALL TYPES	50 92		50 90	94	90	95.74
12		MC--DOMESTIC	DC-9-30 DC-9-50 DC-9-80 ALL TYPES	603 8149 2821 11583		603 8149 2836 11588	11829	11574	97.84
13		RL--DOMESTIC	B-737-100/200 DC-9-10 DC-9-30 DC-9-80 ALL TYPES	151 555 959 13 1678	1 5 5 6	151 556 964 13 1684	1705	1678	98.41
14		NB--DOMESTIC	B-727-100 B-727-200 ALL TYPES	537 950 1487	17 17	537 967 1504	1518	1487	97.95
15		OD--DOMESTIC	DC-9-10 ALL TYPES	617 617		617 617	625	617	98.72
16		G2--DOMESTIC	DC-9-10 DC-9-30 DC-9-40 ALL TYPES	401 2278 142 2821	3 32 10 45	404 2310 152 2866	2864	2811	98.14
17		FA--DOMESTIC	B-727-100 B-727-200 DC-10-10 DC-10-30 L-1011-500 TR B-747 B-747SP ALL TYPES	2 1212 1 1 217 9 1 1443	2 2 1 1 1 1 3	2 1214 1 1 217 10 1 1444	1461	1442	98.69
18		PI--DOMESTIC	B-737-100/200 B-727-100 B-727-200 ALL TYPES	958 9 2078 3045	2 2	960 9 2079 3047	3072	3065	99.12
19		RC--DOMESTIC	DC-9-10 DC-9-30 DC-9-50 B-727-200 ALL TYPES	230 1404 1277 3 2910	6 2 8	230 1410 1279 3 2918	2927	2894	98.94
20		SI--DOMESTIC	DC-9-80 ALL TYPES	1536 1536		1536 1536	1564	1504	98.20

TABLE 7
 AIRCRAFT DEPARTURES SCHEDULED AND AIRCRAFT DEPARTURES PERFORMED,
 BY TYPE OF OPERATION, BY AIRCRAFT TYPE, BY COMMUNITY, AND BY CARRIER
 12 MONTHS ENDED DECEMBER 31, 1984

Line No.	Area, state or country Community (Airport name)	Carrier and type of operation	Type of aircraft	Total departures performed			Departures scheduled	Scheduled departures completed	
				Scheduled service	Nonscheduled service	All services		Number	Percent of departures scheduled
1	2	3	4	5	6	7	8	9	
1	COMMUNITY TOTAL BY CARRIER	(CONT.)							
2		TV--DOMESTIC	B-747-200	129	56	185			
3			DC-8-63	11	21	32			
4			ALL TYPES	140	77	217	140	132	94.28
5		TV--DOMESTIC	B-767-200	294		294			
6			B-727-100	3		3			
7			B-727-200	65		65			
8			B-747		1	1			
9			L-1011/100/20		1	1			
10			ALL TYPES	362	1	363	366	361	98.63
11		LA--DOMESTIC	B-737-100/200	1		1			
12			B-727-100	1877	9	1886			
13			B-727-200	1752	23	1815			
14			B-747		1	1			
15			DC-8-71	31	19	50			
16			ALL TYPES	3701	52	3753	3818	3692	96.69
17		VR--DOMESTIC	*DC-8	2		2			
18			*CV-640	22		22			
19			*L-188A/C	403		403			
20			*L-100-10	2		2			
21			*DC-8-10	3		3			
22			*DC-8-30	39		39			
23			*DC-8-50F	171		171			
24			*DC-8-62	91		91			
25			ALL TYPES	733		733	514	514	100.00
26		VA--DOMESTIC	B-737-100/200	1		1			
27			B-727-200	745	1	746			
28			DC-10-10		1	1			
29			ALL TYPES	746	2	748	746	742	99.46
30		WA--DOMESTIC	B-737-300	97		97			
31			B-737-100/200	40753	11	40804			
32			ALL TYPES	40890	11	40901	41457	40889	98.62
33		YF--DOMESTIC	DC-9-40	271		271			
34			ALL TYPES	271		271	274	271	98.90
35	COMMUNITY TOTAL	DOMESTIC	DC-9-80	21422	5	21427			
36			DC-9-30	13286	54	13340			
37			DC-9-50	9465	2	9467			
38			B-737-100/200	58230	14	58244			
39			B-737-300	97		97			
40			B-727-100	17661	84	17745			
41			B-727-200	103296	141	103437			
42			DC-10-10	7070	1	7071			
43			B-747	290	2	292			
44			*B-747F	378		378			
45			DC-10-30	1816		1816			
46			B-747-200	6299		6299			
47			DC-9-10	2187	4	2191			
48			L-1011/100/20	5353	7	5360			
49			DC-8-71	745	21	766			
50			L-1011-500 TR	257		257			
51			B-757-200	21		21			
52			EURO AIRBUS 3		1	1			
53			*B-727-100	319	107	426			
54			*DC-8-63		3	3			
55			*DC-8-73		1	1			
56			*DC-8-63F	334		334			
57			*DC-8-61	535		535			
58			*B-747	1		1			
59			DC-9-40	142	10	152			
60			B-747SP	1		1			
61			DC-8-63	1	21	22			
62			B-747-200	129	54	183			
63			L-188A/C	403		403			
64			*CV-640	22		22			
65			*DC-8-50F	171		171			
66			*DC-8-30	39		39			
67			*DC-8	2		2			
68			*DC-8-10	3		3			
69			*L-100-10	2		2			
70			*DC-8-62	91		91			
71			ALL TYPES	249578	534	250112	251848	249096	98.90
72		INTERNATIONAL	DC-10-30	500		500			
73			B-727-100	45		45			
74			B-727-200	2259		2259			
75			DC-10-10	30		30			
76			L-1011-500 TR	102		102			
77			ALL TYPES	2976		2976	2983	2913	97.65
78		TOTAL	DC-9-80	21422	5	21427			
79			DC-9-30	13286	54	13340			
80			DC-9-50	9465	2	9467			
81			B-737-100/200	58230	14	58244			
82			B-737-300	97		97			
83			B-727-100	17706	84	17790			
84			B-727-200	103595	141	103736			
85			DC-10-10	7100	1	7101			
86			B-747	250		250			
87			*B-747F	378	2	378			
88			DC-10-30	1816		1816			
89			B-747-200	6299		6299			
90			DC-9-10	2187	4	2191			
91			L-1011/100/20	5353	7	5360			
92			DC-8-71	745	21	766			
93			L-1011-500 TR	359		359			
94			B-757-200	21		21			
95			EURO AIRBUS 3		1	1			
96			*B-727-100	319	107	426			
97			*DC-8-63		3	3			
98			*DC-8-73		1	1			
99			*DC-8-63F	334		334			
100			*DC-8-61	535		535			
101			*B-747	1		1			
102			DC-9-40	142	10	152			
103			B-747SP	1		1			
104			DC-8-63	11	21	32			

TABLE 7
AIRCRAFT DEPARTURES SCHEDULED AND AIRCRAFT DEPARTURES PERFORMED,
BY TYPE OF OPERATION, BY AIRCRAFT TYPE, BY COMMUNITY, AND BY CARRIER
12 MONTHS ENDED DECEMBER 31, 1984

Line No.	Area, state or country Community (Airport name)	Carrier and type of operation	Type of aircraft	Total departures performed			Schedule of departures completed	
				Scheduled service	Nonscheduled service	All services	Number	Percent of departures scheduled
1	2	3	4	5	6	7	8	9
1	COMMUNITY TOTAL	TOTAL	(CGMT.)					
2			B-747-200	129	56	185		
3			*L-188A/C	403		403		
4			*CV-640	22		22		
5			*DC-8-50F	171		171		
6			*DC-8-30	39		39		
7			*DC-6	2		2		
8			*DC-8-10	3		3		
9			*L-100-10	2		2		
10			*DC-8-62	91		91		
11			ALL TYPES	252554	534	253088	254831	252009 98.89
12								
13	EL PASO							
14	(EL PASO INTERNATIONAL)	AA--DOMESTIC	B-727-100	469		469		
15			B-727-200	2164		2164		
16			DC-9-80	86		86		
17			DC-10-10	76		76		
18			ALL TYPES	2795		2795	2806	2793 99.53
19								
20		CC--DOMESTIC	DC-9-30	1		1		
21			ALL TYPES	1		1		
22								
23		DL--DOMESTIC	B-737-100/200	743		743		
24			B-727-200	60		60		
25			L-1011/100/20		2	2		
26			DC-8-71		1	1		
27			B-767-200		3	3		
28			ALL TYPES	803	6	809	806	803 99.62
29								
30		EA--DOMESTIC	B-727-100	213		213		
31			B-727-200	301		301		
32			DC-9-50	8		8		
33			B-757-200	609		609		
34			DC-9-30	15		15		
35			ALL TYPES	1146		1146	1158	1142 98.61
36								
37		FL--DOMESTIC	B-737-100/200	1102		1102		
38			DC-9-80	2		2		
39			ALL TYPES	1104		1104	1114	1102 98.92
40								
41		FT--DOMESTIC	*DC-8-61	49		49		
42			*DC-8-63F	32		32		
43			ALL TYPES	81		81	87	76 87.35
44								
45		HP--DOMESTIC	B-737-100/200	324		324		
46			ALL TYPES	324		324	329	324 98.48
47								
48		UA--DOMESTIC	B-727-100	427	1	428		
49			B-727-200	170		170		
50			B-737-100/200	104		104		
51			ALL TYPES	701	1	702	716	700 97.76
52								
53		WA--DOMESTIC	B-737-100/200	253	1	254		
54			B-727-200	475	2	477		
55			ALL TYPES	728	3	731	730	725 99.31
56								
57		WA--DOMESTIC	B-737-100/200	11429	1	11430		
58			B-727-200	1435		1435		
59			B-737-300	4		4		
60			ALL TYPES	12868	1	12869	12932	12866 99.48
61								
62	COMMUNITY TOTAL	DOMESTIC	B-727-100	1169	1	1170		
63			B-727-200	4605	2	4607		
64			DC-9-80	88		88		
65			DC-10-10	76		76		
66			DC-9-30	16		16		
67			B-737-100/200	13955	2	13957		
68			L-1011/100/20		2	2		
69			DC-8-71		1	1		
70			B-767-200		3	3		
71			DC-9-50	8		8		
72			B-757-200	609		609		
73			*DC-8-61	49		49		
74			*DC-8-63F	32		32		
75			B-737-300	4		4		
76			ALL TYPES	20551	11	20562	20678	20531 99.28
77								
78	HOUSTON							
79	(HOUSTON INTERCONTINENTAL)	AA--DOMESTIC	B-727-100	715		715		
80			B-727-200	3966		3966		
81			*B-747F	1		1		
82			DC-10-10	2		2		
83			DC-9-80	1		1		
84			ALL TYPES	4685		4685	4720	4684 99.23
85								
86		AL--DOMESTIC	DC-9-30	226	1	227		
87			B-727-200	482		482		
88			B-737-100/200	1222		1222		
89			*BAC-111-200	1		1		
90			ALL TYPES	1931	1	1932	1960	1930 98.46
91								
92		BA--DOMESTIC	B-727-200	1640	49	1689		
93			ALL TYPES	1640	49	1689	1640	1636 99.75
94								
95		CC--DOMESTIC	B-727-200	11346		11347		
96			DC-10-10	1020	1	1020		
97			B-727-100	1966		1966		
98			DC-9-10	3316		3316		
99			DC-9-30	15558	8	15566		
100			DC-10-30	1		1		
101			DC-9-80	206		206		
102			ALL TYPES	33413	9	33422	33625	33332 99.12
103								
104		CC--INTERNATIONAL	B-727-200	1171		1171		
105			DC-10-10	257		257		
106			DC-9-10	73		73		
107			DC-9-30	764		764		
108			B-727-100	297		297		
109			DC-9-80	36		36		
110			ALL TYPES	2598		2598	2613	2592 99.19
111								
112		CC--TOTAL	B-727-200	12517	1	12518		

TABLE 7
 AIRCRAFT DEPARTURES SCHEDULED AND AIRCRAFT DEPARTURES PERFORMED,
 BY TYPE OF OPERATION, BY AIRCRAFT TYPE, BY COMMUNITY, AND BY CARRIER
 12 MONTHS ENDED DECEMBER 31, 1984

Line No.	Area, state or country Community (Airport name)	Carrier and type of operation	Type of aircraft	Total departures performed			Departures scheduled	Schedule of departures completed	
				Scheduled service	Nonscheduled service	All services		Number	Percent of departures scheduled
1	2	3	4	5	6	7	8	9	
1	HOUSTON INTERCONTINENTAL	CC--TOTAL	(CONT.)						
2			DC-10-10	1277		1277			
3			B-727-100	2263		2263			
4			DC-9-10	3389		3389			
5			DC-9-30	16322	8	16330			
6			DC-10-30	1		1			
7			DC-9-60	242		242			
8			ALL TYPES	36011	9	36020	36238	35924	99.13
9		DL--DOMESTIC	DC-9-30	2164	4	2168			
10			B-727-200	4162		4162			
11			L-1011/100/20	1		1			
12			DC-8-71	122	1	123			
13			B-767-200	375		375			
14			B-737-100/200	356		356			
15			B-757-200	28		28			
16			ALL TYPES	7208	5	7213	7232	7192	99.44
17		EA--DOMESTIC	DC-9-30	1451		1451			
18			B-727-100	4511	1	4512			
19			B-727-200	7361	2	7363			
20			L-1011/100/20	151	1	152			
21			DC-9-50	141		141			
22			A-300B	354		354			
23			B-757-200	362		362			
24			ALL TYPES	14351	4	14355	14518	14331	98.71
25		FL--DOMESTIC	B-737-100/200	2		2			
26			ALL TYPES	2		2			
27		FT--DOMESTIC	DC-8-63F	60		60			
28			DC-8-61	73		73			
29			98-747	31		31			
30			98-747F	35		35			
31			98-727-100	63		63			
32			ALL TYPES	262		262	306	255	83.33
33		NA--DOMESTIC	98-747F	59		59			
34			ALL TYPES	59		59	61	59	96.72
35		CD--DOMESTIC	DC-9-10	2198		2198			
36			747-200	366		366			
37			F-27 SERIES	116		116			
38			ALL TYPES	2700		2700	3004	2700	89.88
39		PA--DOMESTIC	B-747	300		300			
40			DC-10-30	1		1			
41			B-727-200	2109	8	2117			
42			B-727-100	131		131			
43			DC-10-10	4		4			
44			L-1011-500 TR	44		44			
45			B-747-200	15		15			
46			ALL TYPES	2404	8	2412	2655	2601	97.96
47		PA--INTERNATIONAL	B-747	258		258			
48			L-1011-500 TR	45		45			
49			DC-10-10	3		3			
50			B-747-200	14		14			
51			B-727-100	1		1			
52			ALL TYPES	361		361	365	360	98.63
53		PA--TOTAL	B-747	558		558			
54			DC-10-30	1		1			
55			B-727-200	2109	8	2117			
56			B-727-100	132		132			
57			DC-10-10	7		7			
58			L-1011-500 TR	89		89			
59			B-747-200	29		29			
60			ALL TYPES	2925	8	2933	3020	2961	98.04
61		PI--DOMESTIC	B-737-100/200	572	1	573			
62			B-727-100	2		2			
63			B-727-200	507	4	511			
64			ALL TYPES	1081	5	1086	1097	1081	98.54
65		TV--DOMESTIC	B-747-200	1	10	11			
66			DC-8-63	1		1			
67			L-100-30	8		8			
68			ALL TYPES	1	19	20			
69		TS--DOMESTIC	B-727-200	1631		1631			
70			B-727-100	376		376			
71			ALL TYPES	2007		2007	2034	2004	98.52
72		LA--DOMESTIC	B-727-100	915		915			
73			B-727-200	3129	14	3143			
74			DC-8-71	115	5	120			
75			DC-10-10	3	3	6			
76			ALL TYPES	4199	22	4181	4264	4155	97.44
77		SA--DOMESTIC	B-727-200	737		737			
78			DC-10-10	2		2			
79			B-737-100/200	1		1			
80			ALL TYPES	738	2	740	740	737	99.59
81		SR--DOMESTIC	B-737-100/200	2996	2	2998			
82			ALL TYPES	2996	2	2998	3053	2995	98.18
83		AIRPGRT TOTAL	DOMESTIC	B-727-100	8616	1	8617		
84			B-727-200	37090	78	37168			
85			98-747F	93		93			
86			DC-10-10	1026	9	1031			
87			DC-9-60	207		207			
88			DC-9-30	19399	13	19412			
89			B-737-100/200	5149	3	5152			
90			BAC-111-200	1		1			
91			DC-9-30	5514		5514			
92			DC-10-30	2		2			
93			L-1011/100/20	152	1	153			
94			DC-8-71	237	6	243			
95			B-967-200	373		373			
96			B-757-200	390		390			

TABLE 7
 AIRCRAFT DEPARTURES SCHEDULED AND AIRCRAFT DEPARTURES PERFORMED,
 BY TYPE OF OPERATION, BY AIRCRAFT TYPE, BY COMMUNITY, AND BY CARRIER
 12 MONTHS ENDED DECEMBER 31, 1984

Line No.	Area, state or country Community (Airport name)	Carrier and type of operation	Type of aircraft	Total departures performed			Schedule of departures completed	
				Scheduled service	Non-scheduled service	All services	Number	Percent of departures scheduled
1	AIRPORT TOTAL	DOMESTIC	(CONT.)					
2			DC-9-50	141		141		
3			A-300B	354		354		
4			DC-8-63F	60		60		
5			DC-8-61	73		73		
6			B-747	31		31		
7			B-727-100	63		63		
8			FH-227	386		386		
9			F-27 SERIES	116		116		
10			B-747	300		300		
11			L-1011-500 TR	44		44		
12			B-747-200	16	10	26		
13			DC-8-63		1	1		
14			L-100-30		8	8		
15			ALL TYPES	79837	126	79963	80909	79692 98.49
16		INTERNATIONAL	B-727-200	1171		1171		
17			DC-10-10	260		260		
18			DC-9-10	73		73		
19			DC-9-30	744		744		
20			B-727-100	258		258		
21			DC-9-80	30		30		
22			B-747	258		258		
23			L-1011-500 TR	45		45		
24			B-747-200	14		14		
25			ALL TYPES	2959		2959	2978	2952 99.12
26		TOTAL	B-727-100	8914	1	8915		
27			B-727-200	38261	78	38339		
28			B-747	95		95		
29			DC-10-10	1286	5	1291		
30			DC-9-80	243		243		
31			DC-9-30	20163	13	20176		
32			B-737-100/200	5149	3	5152		
33			DC-111-200	1		1		
34			DC-9-10	5587		5587		
35			DC-10-30	2		2		
36			L-1011/100/20	152	1	153		
37			DC-8-71	237	6	243		
38			B-767-200	375		375		
39			B-757-200	390		390		
40			DC-9-50	141		141		
41			A-300B	354		354		
42			DC-8-63F	60		60		
43			DC-8-61	73		73		
44			B-747	31		31		
45			B-727-100	63		63		
46			FH-227	386		386		
47			F-27 SERIES	116		116		
48			B-747	598		598		
49			L-1011-500 TR	89		89		
50			A-747-200	30	10	40		
51			DC-8-63		1	1		
52			L-100-30		8	8		
53			ALL TYPES	82796	126	82922	83887	82644 98.51
54								
55								
56	(WILLIAM P HOBBY)	AA--DOMESTIC	B-727-100	600		600		
57			B-727-200	1314		1314		
58			ALL TYPES	1914		1914	1932	1914 99.06
59		BA--DOMESTIC	B-727-200	21		21		
60			ALL TYPES	21		21	21	100.00
61		CB--DOMESTIC	B-727-100	242		242		
62			ALL TYPES	242		242	248	242 97.58
63		CC--DOMESTIC	B-727-200	1		1		
64			DC-9-30	1	4	5		
65			ALL TYPES	2	4	6		
66		DL--DOMESTIC	B-727-200	836		836		
67			B-737-100/200	1044	2	1046		
68			DC-9-30	197	5	202		
69			ALL TYPES	2057	7	2104	2104	2097 99.66
70		EA--DOMESTIC	B-727-200	39		39		
71			B-727-100	64	3	67		
72			DC-9-30	454	3	457		
73			DC-9-50	62		62		
74			ALL TYPES	639	6	645	655	635 98.44
75		FL--DOMESTIC	B-737-100/200	1385		1385		
76			DC-9-80	5		5		
77			ALL TYPES	1390		1390	1404	1390 99.00
78		FT--DOMESTIC	B-727-100	1		1		
79			ALL TYPES	1		1		
80		NC--DOMESTIC	DC-9-80	5400	1	5401		
81			DC-9-30	144		144		
82			DC-9-50	4394		4394		
83			ALL TYPES	9928	1	9929	10107	9916 98.21
84		OO--DOMESTIC	DC-9-10	340		340		
85			DC-9-15F		29	29		
86			ALL TYPES	340	29	369	371	340 91.64
87		QZ--DOMESTIC	DC-9-10	244	1	245		
88			DC-9-30	1001	29	1030		
89			DC-9-80	88	3	101		
90			ALL TYPES	1343	33	1376	1391	1368 99.03
91		RE--DOMESTIC	B-727-200	2392		2392		
92			ALL TYPES	2392		2392	2432	2344 98.10
93		SC--DOMESTIC	DC-9-50	1180	3	1183		
94			DC-9-80	6040	3	6043		
95			DC-9-10	282	3	285		
96			DC-9-30	427	2	429		
97			B-727-200	2		2		
98			ALL TYPES	6481	11	6492	6445	6373 98.06

TABLE 7
AIRCRAFT DEPARTURES SCHEDULED AND AIRCRAFT DEPARTURES PERFORMED,
BY TYPE OF OPERATION, BY AIRCRAFT TYPE, BY COMMUNITY, AND BY CARRIER
12 MONTHS ENDED DECEMBER 31, 1964

Line No.	Area, state or country Community (Airport name)	Carrier and type of operation	Type of aircraft	Total departures performed			Departures scheduled	Scheduled departures completed	
				Scheduled service	Non-scheduled service	All services		Number	Percent of departures scheduled
1	2	3	4	5	6	7	8	9	
1	WILLIAM P. HOBBS	(CGRT.)							
2		T6--DOMESTIC	B-727-100	1		1			
3			ALL TYPES	1		1			
4		WA--DOMESTIC	B-737-100/200	26339	12	26351			
5			B-727-200	3610		3610			
6			B-737-300	43		43			
7			ALL TYPES	29992	12	30004	30409	29991	98.62
8									
9									
10	AIRPORT TOTAL	DOMESTIC	B-727-100	927	3	930			
11			B-727-200	8215		8215			
12			DC-9-30	6457	44	6501			
13			B-737-100/200	28708	14	28802			
14			DC-9-40	5556	3	5559			
15			DC-9-80	5832	3	5835			
16			B-727-100	1		1			
17			DC-9-10	706	4	710			
18			DC-9-15F		29	29			
19			DC-9-40	58	3	61			
20			B-737-300	43		43			
21			ALL TYPES	36703	303	37006	37479	36643	98.50
22									
23	COMMUNITY TOTAL BY CARRIER	AA--DOMESTIC	DC-9-80	1		1			
24			B-727-100	1315		1315			
25			B-727-200	5200		5200			
26			DC-10-10	2		2			
27			B-747F	1		1			
28			ALL TYPES	6599		6599	6652	6598	99.18
29									
30									
31		AL--DOMESTIC	BAC-111-200	1		1			
32			B-737-100/200	1222		1222			
33			DC-9-30	234	1	235			
34			B-727-200	482		482	1960	1950	98.46
35			ALL TYPES	1931	1	1932			
36		BA--DOMESTIC	B-727-200	1661	49	1710			
37			ALL TYPES	1661	49	1710	1661	1657	99.75
38									
39		CB--DOMESTIC	B-727-100	242		242			
40			ALL TYPES	242		242	246	242	97.58
41									
42		CL--DOMESTIC	DC-9-10	3316		3316			
43			DC-9-30	15559	12	15571			
44			DC-9-40	206		206			
45			B-737-100	1946		1946			
46			B-727-200	11347	1	11348			
47			DC-10-10	1020		1020			
48			DC-10-30	1		1			
49			ALL TYPES	33415	13	33428	33425	33302	99.12
50		CC--INTERNATIONAL	DC-9-10	73		73			
51			DC-9-30	764		764			
52			DC-9-80	36		36			
53			B-727-100	297		297			
54			B-727-200	1171		1171			
55			DC-10-10	257		257			
56			ALL TYPES	2598		2598	2613	2592	99.19
57									
58		CC--TOTAL	DC-9-10	3399		3399			
59			DC-9-30	16323	12	16335			
60			DC-9-80	242		242			
61			B-727-100	2283		2283			
62			B-727-200	12918	1	12919			
63			DC-10-10	1277		1277			
64			DC-10-30	1		1			
65			ALL TYPES	36013	13	36026	36238	35924	99.13
66									
67		DL--DOMESTIC	B-737-100/200	1420	2	1422			
68			B-737-200	28		28			
69			B-767-200	375		375			
70			DC-9-30	2341	9	2350			
71			B-727-200	4958		4958			
72			L-1011/100/20	1		1			
73			DC-8-71	122	1	123			
74			ALL TYPES	9305	12	9317	9336	9289	99.49
75									
76		EA--DOMESTIC	B-737-200	362		362			
77			DC-9-30	1905	3	1908			
78			DC-9-50	203		203			
79			B-300B	354		354			
80			B-727-100	4953	4	4957			
81			B-727-200	7420	2	7422			
82			L-1011/100/20	151	1	152			
83			ALL TYPES	14950	10	15000	15173	14966	98.63
84									
85		FL--DOMESTIC	B-737-100/200	1367		1367			
86			DC-9-80	5		5			
87			ALL TYPES	1392		1392	1404	1390	99.00
88									
89									
90		FT--DOMESTIC	B-727-100	64		64			
91			B-747	31		31			
92			B-747F	35		35			
93			DC-8-61	73		73			
94			DC-8-63F	60		60			
95			ALL TYPES	263		263	306	255	83.33
96									
97		HC--DOMESTIC	DC-9-30	144		144			
98			DC-9-80	4384		4384			
99			DC-9-80	3400	1	3401			
100			ALL TYPES	9928	1	9929	10107	9964	98.11
101									
102		HS--DOMESTIC	B-747F	59		59			
103			ALL TYPES	59		59	61	59	96.72
104									
105		IG--DOMESTIC	F-27 SERIES	110		110			
106			PP-22T	306		306			
107			DC-9-80	2780		2780			
108			DC-9-15F		29	29			
109			ALL TYPES	3046	29	3069	3075	3060	98.07
110									
111		JA--DOMESTIC	DC-9-30	244		244			
112			DC-9-50	1661	29	1690			

TABLE 7
AIRCRAFT DEPARTURES SCHEDULED AND AIRCRAFT DEPARTURES PERFORMED,
BY TYPE OF OPERATION, BY AIRCRAFT TYPE, BY COMMUNITY, AND BY CARRIER
12 MONTHS ENDED DECEMBER 31, 1984

Line No.	Area, state or country (Community (Airport name))	Carrier and type of operation	Type of aircraft	Total departures performed			Departures scheduled	Schedule of departures completed	
				Scheduled service	Non-scheduled service	All travels		Number	Percent of departures scheduled
1	2	3	4	5	6	7	8	9	
1	COMMUNITY TOTAL BY CARRIER	CZ--DOMESTIC	(CONT.)						
2			DC-9-40	98	3	101			
3			ALL TYPES	1343	33	1376	1351	1338	99.03
4		PA--DOMESTIC	B-727-100	131		131			
5			B-727-200	2109	8	2117			
6			DC-10-10	4		4			
7			DC-10-30	1		1			
8			L-1011-500 TR	44		44			
9			B-747	300		300			
10			B-747-200	15		15			
11			ALL TYPES	2604	8	2612	2655	2601	97.96
12		PA--INTERNATIONAL	B-727-100	1		1			
13			DC-10-10	3		3			
14			L-1011-500 TR	45		45			
15			B-747	298		298			
16			B-747-200	14		14			
17			ALL TYPES	361		361	365	360	98.63
18		PA--TOTAL	B-727-100	132		132			
19			B-727-200	2109	8	2117			
20			DC-10-10	7		7			
21			DC-10-30	1		1			
22			L-1011-500 TR	89		89			
23			B-747	598		598			
24			B-747-200	29		29			
25			ALL TYPES	2965	8	2973	3020	2961	98.04
26		PE--DOMESTIC	B-727-200	2392		2392			
27			ALL TYPES	2392		2392	2432	2386	98.10
28		FI--DOMESTIC	B-737-100/200	572	1	573			
29			B-727-200	2		2			
30			B-727-200	507	4	511			
31			ALL TYPES	1081	5	1086	1097	1081	98.54
32		RC--DOMESTIC	DC-9-10	202	3	205			
33			DC-9-30	4640	3	4643			
34			DC-9-50	1110	3	1113			
35			DC-9-80	427	2	429			
36			B-727-200	2		2			
37			ALL TYPES	6401	11	6412	6445	6373	98.88
38		TV--DOMESTIC	L-100-30		8	8			
39			B-747-200	1		11			
40			DC-8-43		1	1			
41			ALL TYPES	1	19	20			
42		TR--DOMESTIC	B-727-100	377		377			
43			B-727-200	1631		1631			
44			ALL TYPES	2008		2008	2034	2004	98.52
45		UA--DOMESTIC	B-727-100	915		915			
46			B-727-200	3129	14	3143			
47			DC-10-10	3		3			
48			DC-8-71	115	5	120			
49			ALL TYPES	4159	22	4181	4264	4155	97.44
50		NA--DOMESTIC	B-737-100/200	1		1			
51			B-727-200	737		737			
52			DC-10-10	2		2			
53			ALL TYPES	738	2	740	740	737	99.59
54		NA--DOMESTIC	B-737-300	43		43			
55			B-737-100/200	2933	14	2947			
56			B-727-200	3610		3610			
57			ALL TYPES	32986	14	33000	33462	32986	98.57
58		COMMUNITY TOTAL	DOMESTIC	B-727-100	9543	4	9547		
59			B-727-200	45305	78	45383			
60			B-747	65		65			
61			DC-10-10	1026	5	1031			
62			DC-9-80	4039	3	4042			
63			DC-9-30	25896	57	25953			
64			B-737-100/200	33937	17	33954			
65			BAC-111-200	1		1			
66			DC-9-10	4300	6	4306			
67			DC-10-30	2		2			
68			L-1011/100/20	152	1	153			
69			DC-8-71	237	6	243			
70			B-747-200	375		375			
71			B-737-200	390		390			
72			DC-9-30	5657	3	5700			
73			A-300B	354		354			
74			DC-8-43F	60		60			
75			DC-8-41	73		73			
76			B-747	31		31			
77			B-727-100	64		64			
78			FH-227	386		386			
79			F-27 SERIES	116		116			
80			B-747	300		300			
81			L-1011-500 TR	44		44			
82			B-747-200	16	10	26			
83			DC-8-43	1		1			
84			L-100-30		8	8			
85			DC-9-15F		29	29			
86			DC-9-40	98		101			
87			B-737-300	43		43			
88			ALL TYPES	134540	229	134769	138388	134335	98.51
89		INTERNATIONAL	B-727-200	1171		1171			
90			DC-10-10	240		240			
91			DC-9-10	73		73			
92			DC-9-30	764		764			
93			B-727-100	298		298			
94			DC-8-40	26		26			
95			B-747	298		298			
96			L-1011-500 TR	45		45			
97			B-747-200	14		14			
98			ALL TYPES	2939		2939	2978	2962	99.12

TABLE 7
AIRCRAFT DEPARTURES SCHEDULED AND AIRCRAFT DEPARTURES PERFORMED,
BY TYPE OF OPERATION, BY AIRCRAFT TYPE, BY COMMUNITY, AND BY CARRIER
12 MONTHS ENDED DECEMBER 31, 1984

Line No.	Area, state or country Community (Airport name)	Carrier and type of operation	Type of aircraft	Total departures performed			Schedule of departures completed	
				Scheduled service	Non-scheduled service	All services	Departures scheduled	Number
1	2	3	4	5	6	7	8	9
1	COMMUNITY TOTAL	(CGNT.)	TOTAL					
2			B-727-100	9841	4	9845		
3			B-727-200	46476	78	46554		
4			B-747	95		95		
5			DC-10-10	1286	5	1291		
6			DC-9-80	6075	3	6078		
7			DC-9-30	26620	57	26677		
8			B-737-100/200	33937	17	33954		
9			BAC-111-200	1		1		
10			DC-9-10	6373	4	6377		
11			DC-10-30	2		2		
12			L-1011/100/20	152	1	153		
13			DC-8-71	237	6	243		
14			B-767-200	375		375		
15			B-757-200	390		390		
16			DC-9-50	5697	3	5700		
17			A-300B	354		354		
18			*DC-8-63F	60		60		
19			*DC-8-61	73		73		
20			*B-747	31		31		
21			*B-727-100	64		64		
22			FH-227	386		386		
23			F-27 SERIES	116		116		
24			B-747	568		568		
25			L-1011-500 TR	89		89		
26			B-747-200	30	10	40		
27			OC-8-63		1	1		
28			L-100-30		8	8		
29			*DC-9-15F		29	29		
30			DC-9-40	58	3	101		
31			B-737-300	43		43		
32			ALL TYPES	139499	229	139728	141366	139287 98.52
33								
34	LUBBOCK							
35	(LUBBOCK REGIONAL)	AA--DOMESTIC	B-727-200	650		650		
36			B-727-100	741		741		
37			DC-9-80	7		7		
38			DC-10-10	1		1		
39			B-767-200	1		1		
40			ALL TYPES	1440		1440	1462	1440 98.49
41		DL--DOMESTIC	D-727-200	30		30		
42			B-737-100/200	1407		1407		
43			DC-9-30	1		1		
44			ALL TYPES	1438		1438	1444	1433 99.23
45		MC--DOMESTIC	DC-9-80	141		141		
46			DC-9-30	53		53		
47			DC-9-50	166		166		
48			ALL TYPES	360		360	365	358 98.08
49		BA--DOMESTIC	B-737-100/200	5572	4	5576		
50			B-727-200	123		123		
51			ALL TYPES	5695	4	5699	5758	5694 98.88
52								
53	COMMUNITY TOTAL	DOMESTIC	B-727-200	843		843		
54			B-727-100	741		741		
55			DC-9-80	148		148		
56			DC-10-10	1		1		
57			B-767-200	1		1		
58			B-737-100/200	6979	4	6983		
59			DC-9-30	54		54		
60			DC-9-50	166		166		
61			ALL TYPES	8933	4	8937	9029	8925 98.84
62								
63	MIDLAND/ODESSA							
64	(MIDLAND REGIONAL)	AA--DOMESTIC	B-727-100	192		192		
65			B-727-200	935		935		
66			DC-9-80	334		334		
67			ALL TYPES	1461		1461	1471	1461 99.32
68		FL--DOMESTIC	B-737-100/200	1234		1234		
69			ALL TYPES	1234		1234	1259	1233 97.93
70		MC--DOMESTIC	DC-9-80	755		755		
71			DC-9-30	89		89		
72			DC-9-50	1278		1278		
73			ALL TYPES	2122		2122	2178	2119 97.29
74		BA--DOMESTIC	B-737-100/200	5790	3	5793		
75			B-737-300	9		9		
76			ALL TYPES	5799	3	5802	5836	5799 99.36
77		ZV--DOMESTIC	SWEAR-METRO	1046		1046		
78			ALL TYPES	1046		1046	1089	1045 95.95
79								
80	COMMUNITY TOTAL	DOMESTIC	B-727-100	152		152		
81			B-727-200	935		935		
82			DC-9-80	1089		1089		
83			B-737-100/200	7024	3	7027		
84			DC-9-30	89		89		
85			DC-9-50	1278		1278		
86			B-737-300	9		9		
87			SWEAR-METRO	1046		1046		
88			ALL TYPES	11662	3	11665	11833	11657 98.51
89								
90	MISSION/MCALLEN/EDINBURG							
91	(MILLER INTERNATIONAL)	CC--DOMESTIC	DC-9-10	277		277		
92			DC-9-30	963		963		
93			B-727-100	6		6		
94			B-727-200	6		6		
95			ALL TYPES	1252		1252	1260	1249 99.12
96		CO--DOMESTIC	DC-9-10	1913		1913		
97			FH-227	4		4		
98			F-27 SERIES	1		1		
99			ALL TYPES	1918		1918	2062	1918 95.01
100								
101	COMMUNITY TOTAL	DOMESTIC	DC-9-10	2190		2190		
102			DC-9-30	963		963		
103			B-727-100	6		6		
104			B-727-200	6		6		
105			ALL TYPES	3865		3865		

TABLE 7
 AIRCRAFT DEPARTURES SCHEDULED AND AIRCRAFT DEPARTURES PERFORMED,
 BY TYPE OF OPERATION, BY AIRCRAFT TYPE, BY COMMUNITY, AND BY CARRIER
 12 MONTHS ENDED DECEMBER 31, 1984

Line No.	Aircraft state or country Community (Airport name)	Carrier and type of operation	Type of aircraft	Total departures performed			Scheduled departures		Scheduled departures performed	
				Scheduled service	Nonscheduled service	All services	Scheduled	Actual	On-time percentage	
1	COMMUNITY TOTAL	DOMESTIC	(CCNT-1) FH-227 F-27 SERIES ALL TYPES	4 1 3170		4 1 3170	3322	3167	95.33	
2	SAN ANTONIO (SAN ANTONIO INTERNATIONAL)	AA--DOMESTIC	B-727-100 B-727-200 DC-10-10 DC-10-30 DC-9-80 ALL TYPES	545 1879 492 71 1099 4085		545 1879 492 71 1099 4085	4144	4082	98.50	
3		AA--INTERNATIONAL	B-727-200 ALL TYPES	1 1		1 1	1	1	100.00	
4		AA--TOTAL	B-727-100 B-727-200 DC-10-10 DC-10-30 DC-9-80 ALL TYPES	545 1879 492 71 1099 4086		545 1879 492 71 1099 4086	4145	4083	98.50	
5		AL--DOMESTIC	DC-9-30 B-737-100/200 ALL TYPES	1 913 914		1 913 914	919	914	99.65	
6		BN--DOMESTIC	B-727-200 ALL TYPES	1463 1463	7 7	1470 1470	1467	1463	99.72	
7		CC--DOMESTIC	B-727-200 B-727-100 DC-9-10 DC-9-30 DC-9-80 DC-10-10 ALL TYPES	612 221 210 1051 1 2 2097		612 221 210 1051 1 2 2097	2110	2092	99.14	
8		CC--INTERNATIONAL	DC-10-10 ALL TYPES	2 2		2 2				
9		CC--TOTAL	B-727-200 B-727-100 DC-9-10 DC-9-30 DC-9-80 DC-10-10 ALL TYPES	612 221 210 1051 1 2 2097		612 221 210 1051 1 2 2097	2110	2092	99.14	
10		DL--DOMESTIC	DC-9-30 B-727-200 B-767-200 B-737-100/200 L-1011-500 TR L-1011/100/20 ALL TYPES	6 1358 672 855 12 2 2905	1	6 1359 672 855 12 2 2906	2915	2901	99.51	
11		EA--DOMESTIC	DC-9-30 B-727-100 B-727-200 DC-9-50 ALL TYPES	651 139 1571 8 2369		651 139 1571 8 2369	2416	2366	97.93	
12		EA--INTERNATIONAL	B-727-200 ALL TYPES	366 366		366 366	366	366	100.00	
13		EA--TOTAL	DC-9-30 B-727-100 B-727-200 DC-9-50 ALL TYPES	651 139 1937 8 2735		651 139 1937 8 2735	2782	2732	98.20	
14		CD--DOMESTIC	DC-9-10 FH-227 F-27 SERIES ALL TYPES	797 109 20 926		797 109 20 926	980	926	94.48	
15		CJ--DOMESTIC	DC-9-30 DC-9-40 DC-9-10 ALL TYPES	924 49 305 1277	19 2	943 50 305 1298	1286	1274	99.06	
16		PA--DOMESTIC	B-727-100 B-727-200 L-1011-500 TR ALL TYPES	4 263 88 355		4 263 88 355	366	353	96.44	
17		RC--DOMESTIC	DC-9-30 DC-9-10 ALL TYPES	1 1 2	1	1 1 2				
18		Tv--DOMESTIC	B-727-100 B-727-200 ALL TYPES	546 654 1200		546 654 1200	1210	1199	99.09	
19		LA--DOMESTIC	B-727-100 B-727-200 DC-8-71 B-737-100/200 ALL TYPES	1015 773 4 1799 10	2 4 4	1017 777 4 1799 10	1819	1781	97.91	
20		BN--DOMESTIC	B-737-100/200 B-727-200 B-737-300 ALL TYPES	8920 1377 18 10315	5	8925 1377 18 10320	10480	10315	98.42	
21		COMMUNITY TOTAL	DOMESTIC	B-727-100 B-727-200 DC-10-10 DC-10-30 DC-9-80 DC-9-30 B-737-100/200	2470 9949 492 71 1100 2633 10689	2 12	2472 9961 492 71 1100 2633 10694			

TABLE 7
 AIRCRAFT DEPARTURES SCHEDULED AND AIRCRAFT DEPARTURES PERFORMED,
 BY TYPE OF OPERATION, BY AIRCRAFT TYPE, BY COMMUNITY, AND BY CARRIER
 12 MONTHS ENDED DECEMBER 31, 1984

Line No.	Area, state or country Community (Airport name)	Carrier and type of operation	Type of aircraft	Total departures performed			Scheduled departures completed		
				Scheduled service	Non-scheduled service	All services	Number	Percent of departures scheduled	
1	2	3	4	5	6	7	8	9	
1	COMMUNITY TOTAL	DOMESTIC	(CONT.)						
2			DC-9-10	1313		1313			
3			B-767-200	672		672			
4			L-1011-500 TR	100		100			
5			L-1011/100/20	2		2			
6			DC-9-50	8		8			
7			FH-227	109		109			
8			F-27 SERIES	20		20			
9			DC-9-40	48	2	50			
10			DC-8-71	4	4	8			
11			B-737-300	18		18			
12			ALL TYPES	29694	45	29739	30112	29666 98.51	
13		INTERNATIONAL	B-727-200	367		367			
14			DC-10-10	2		2			
15			ALL TYPES	369		369	367	367 100.00	
16		TOTAL	B-727-100	2470		2472			
17			B-727-200	10316	12	10328			
18			DC-10-10	454		454			
19			DC-10-30	71		71			
20			DC-9-80	1100		1100			
21			DC-9-30	2633	20	2653			
22			B-737-100/200	10689	5	10694			
23			DC-9-10	1313		1313			
24			B-767-200	672		672			
25			L-1011-500 TR	100		100			
26			L-1011/100/20	2		2			
27			DC-9-50	8		8			
28			FH-227	109		109			
29			F-27 SERIES	20		20			
30			DC-9-40	48	2	50			
31			DC-8-71	4	4	8			
32			B-737-300	18		18			
33			ALL TYPES	30063	45	30108	30479	30033 98.53	
34	WACO (JAMES CONNALLY)	AA--DOMESTIC	B-767-200	1		1			
35			ALL TYPES	1		1	1	100.00	
36		BA--DOMESTIC	B-727-200	2		2			
37			ALL TYPES	2		2			
38	COMMUNITY TOTAL	DOMESTIC	B-767-200	1		1			
39			B-727-200	2		2	1	1 100.00	
40			ALL TYPES	3		3			
41	WICHITA FALLS (SHEPPARD AFB/WH-FALLS AIR TRML)	AA--DOMESTIC	DC-9-80	2		2			
42			B-727-200	2		2			
43			ALL TYPES	4		4	4	100.00	
44		BA--DOMESTIC	B-727-200	1		1			
45			ALL TYPES	1		1			
46	COMMUNITY TOTAL	DOMESTIC	DC-9-80	2		2			
47			B-727-200	3		3			
48			ALL TYPES	5		5	4	4 100.00	
49	UTAH								
50	CEDAR CITY (CEDAR CITY MUNI)	CG--DOMESTIC	SWEAR-METRO	2669		2669			
51			LESS 12,900LB	157		157			
52			ALL TYPES	2826		2826	2812	2808 99.85	
53	OGDEN (HILL AFB)	KA--DOMESTIC	B-737-100/200	8		8			
54			B-727-200	3		3			
55			ALL TYPES	11		11			
56	ST. GEORGE (ST. GEORGE MUNI)	CG--DOMESTIC	SWEAR-METRO	3056		3056			
57			LESS 12,900LB	897		897			
58			C-402/402A	1		1			
59			ALL TYPES	3954		3954	3996	3917 98.02	
60	SALT LAKE CITY (SALT LAKE CITY INTL)	AA--DOMESTIC	B-727-100	561		561			
61			B-727-200	1214		1214			
62			B-767-200	1		1			
63			ALL TYPES	1776		1776	1829	1776 97.10	
64		CC--DOMESTIC	B-727-200	726	1	727			
65			B-727-100	204		204			
66			DC-9-10	56		56			
67			DC-9-30	1252		1252			
68			DC-9-80	6		6			
69			DC-10-10	1		1			
70			ALL TYPES	2245	1	2246	2301	2236 97.17	
71		DL--DOMESTIC	B-727-200	1542		1542			
72			B-737-100/200	169		169			
73			ALL TYPES	1751		1751	1765	1750 99.15	
74		EA--DOMESTIC	B-727-200	582		582			
75			B-727-100	191		191			
76			A-300B	41		41			
77			B-757-200	77		77			
78			ALL TYPES	891		891	909	887 97.57	
79		FL--DOMESTIC	B-737-100/200	1868	2	1870			
80			DC-9-80	165		165			
81			ALL TYPES	2033	2	2035	2044	2024 98.06	
82		HP--DOMESTIC	B-737-100/200	146		146			
83			ALL TYPES	146		146	141	137 97.16	
84		QC--DOMESTIC	SWEAR-METRO	8392		8392			
85			LESS 12,900LB	84		84			
86			ALL TYPES	8456		8456	8578	8444 98.43	

TABLE 7
 AIRCRAFT DEPARTURES SCHEDULED AND AIRCRAFT DEPARTURES PERFORMED,
 BY TYPE OF OPERATION, BY AIRCRAFT TYPE, BY COMMUNITY, AND BY CARRIER
 12 MONTHS ENDED DECEMBER 31, 1984

Line No.	Area, state or country Community (Airport name)	Carrier and type of operation	Type of aircraft	Total departures performed			Scheduled departures performed			
				Scheduled service	Nonscheduled service	All services	Number	Percent of departures scheduled		
1	2	3	4	5	6	7	8	9		
1	SALT LAKE CITY INTL	(CONT.)								
2		CA--DOMESTIC	F-27 SERIES SWEAR-METRO ALL TYPES	31 703 734		31 703 734				
3							757	734		
4								96.96		
5		RC--DOMESTIC	DC-9-10 DC-9-30 DC-9-80 DC-9-50 ALL TYPES	909 536 2 2 1447	7 2 2	909 543 2 2	1456	1431	98.28	
6										
7		TR--DOMESTIC	B-727-200 B-727-100 DC-9-80 L-1011/100/20 ALL TYPES	482 246 1 234 963		482 246 1 234 963	970	952	98.14	
8										
9		LA--DOMESTIC	B-737-100/200 B-727-100 B-727-200 DC-10-10 DC-8-71 B-767-200 ALL TYPES	1125 996 1706 121 90 1 4039		1125 997 1708 121 90 1	4092	3996	97.65	
10										
11		WA--DOMESTIC	B-737-100/200 B-727-200 DC-10-10 DC-10-30 ALL TYPES	9660 19800 2014 79 31553	2 12 1 79	9662 19812 2015 79	31757	31533	99.29	
12										
13		WC--DOMESTIC	B-737-200C B-727-100 ALL TYPES	844 80 944		844 80 944	946	815	86.15	
14										
15		COMMUNITY TOTAL	DOMESTIC	B-727-100 B-727-200 B-767-200 DC-9-10 DC-9-30 DC-9-80 DC-10-10 B-737-100/200 A-300B B-757-200 SWEAR-METRO LESS 12-500LB F-27 SERIES DC-9-50 L-1011/100/20 DC-8-71 DC-10-30 B-737-200C ALL TYPES	2278 26092 2 965 1788 172 2136 12968 41 77 9095 64 31 2 234 90 79 844 56978	1 15 2 7 2 1 4 41 77 9095 64 31 2 234 8 79 844 38	2279 26107 2 965 1795 174 2137 12972 41 77 9095 64 31 2 234 98 79 844 57016	946	815	86.15
16										
17										
18										
19										
20										
21										
22										
23										
24										
25										
26										
27										
28										
29										
30										
31										
32										
33										
34										
35										
36										
37										
38										
39										
40										
41										
42										
43										
44										
45										
46										
47										
48										
49										
50										
51										
52										
53										
54										
55										
56										
57	VERNAL (VERNAL)	QC--DOMESTIC	SWEAR-METRO ALL TYPES	1227 1227		1227 1227	1245	1227	98.55	
58										
59										
60										
61										
62										
63	BURLINGTON (BURLINGTON INTERNATIONAL)	AL--DOMESTIC	BAC-111-200 DC-9-30 ALL TYPES	127 1958 2085		127 1958 2085	2141	2085	97.38	
64										
65		PE--DOMESTIC	B-737-100/200 ALL TYPES	1633 689 2322		1633 689 2322	2446	2321	94.88	
66										
67		CH--DOMESTIC	B-737-100/200 ALL TYPES	89 89		89 89	100	89	89.00	
68										
69		LA--DOMESTIC	B-737-100/200 B-727-100 B-727-200 ALL TYPES	1 62 1070 1133		1 65 1071 1137	1160	1130	97.41	
70										
71		LA--DOMESTIC	SWEAR-METRO ALL TYPES	395 395		395 395	410	395	96.34	
72										
73										
74										
75										
76										
77										
78										
79										
80										
81										
82										
83										
84										
85										
86										
87										
88										
89										
90										
91										
92										
93										
94	CHARLOTTEVILLE (CHARLOTTEVILLE-ALBERMARLE)	PI--DOMESTIC	B-737-100/200 B-727-200 F-28-4000/600 ALL TYPES	1271 92 92 1363	18 3 4 25	1289 95 96 1388	1387	1359	97.98	
95										
96										
97										
98										
99										
100										
101	LYNCHBURG (LYNCHBURG HUN/PRESTON GLEN FLD)	PI--DOMESTIC	B-737-100/200 B-727-200 F-28-4000/600 ALL TYPES	1329 1 92 1422		1329 1 92 1422	1464	1421	97.06	
102										
103										
104										
105										
106										
107										
108										
109										
110										
111										
112										

TABLE 7
AIRCRAFT DEPARTURES SCHEDULED AND AIRCRAFT DEPARTURES PERFORMED,
BY TYPE OF OPERATION, BY AIRCRAFT TYPE, BY COMMUNITY, AND BY CARRIER
12 MONTHS ENDED DECEMBER 31, 1984

Line No.	Area, state or country Community (Airport name)	Carrier and type of operation	Type of aircraft	Total departures performed			Departures scheduled	Scheduled departures completed		
				Scheduled service	Nonscheduled service	All services		Number	Percent of departures scheduled	
	1	2	3	4	5	6	7	8	9	
1	NORFOLK REGIONAL	AL--DOMESTIC	(CGNT.)							
2			B-737-100/200	436	4	440				
3			B-727-200	2		2				
4		ALL TYPES	5019	8	5027	5110	5013	98.10		
5		DL--DOMESTIC	DC-9-30	975		975				
6			B-727-200	443		443				
7			B-737-100/200	616		616				
8		ALL TYPES	2034		2034	2044	2026	99.11		
9		EA--DOMESTIC	B-727-100	55	2	57				
10			B-727-200	337	6	343				
11			DC-9-50	215		215				
12			DC-9-30	2366		2366				
13			ALL TYPES	2975	9	2984	3034	2962	97.62	
14		EA--INTERNATIONAL	B-727-200	1		1				
15			ALL TYPES	1		1				
16		EA--TOTAL	B-727-100	55	2	57				
17			B-727-200	338	6	344				
18			DC-9-50	215		215				
19			DC-9-30	2366		2366				
20			ALL TYPES	2976	9	2985	3034	2962	97.62	
21		AV--DOMESTIC	DC-9-30	2		2				
22			ALL TYPES	2		2				
23		CZ--DOMESTIC	DC-9-10	115		115				
24			DC-9-30	630	3	633				
25			DC-9-40	33	1	34				
26			ALL TYPES	778	4	782	792	778	98.23	
27		PA--DOMESTIC	B-727-200	2		2				
28			ALL TYPES	2		2				
29		PE--DOMESTIC	B-737-100/200	1669		1669				
30			B-727-200	355		355				
31			ALL TYPES	2024		2024	2090	2023	96.79	
32		PI--DOMESTIC	B-737-100/200	1382	17	1399				
33			B-727-100	34		34				
34			B-727-200	4127	3	4130				
35			F-28-4000/600	1		1				
36			ALL TYPES	11544	20	11564	11666	11510	98.66	
37		TK--DOMESTIC	B-727-100	121		121				
38			B-727-200	369		369				
39			ALL TYPES	490		490	494	488	98.78	
40		LA--DOMESTIC	B-737-100/200	596		596				
41			B-727-100	253	2	255				
42			B-727-200	1117	2	1119				
43			ALL TYPES	2006	4	2010	2024	2002	98.91	
44		ZC--DOMESTIC	B-737-100/200	168		168				
45			BAC-111-200	291		291				
46			ALL TYPES	459		459	483	459	95.03	
47		COMMUNITY TOTAL	DOMESTIC	B-727-100	504	4	508			
48				B-727-200	6754	11	6765			
49				BAC-111-200	2260		2260			
50				DC-9-30	6585	7	6592			
51				B-737-100/200	10867	21	10888			
52				DC-9-50	215		215			
53				L-1011/100/20	1	1	2			
54				A-300B	1		1			
55				DC-9-10	115		115			
56				DC-9-40	33	1	34			
57				F-28-4000/600	1		1			
58			ALL TYPES	27336	45	27381	27741	27263	98.27	
59			INTERNATIONAL	B-727-200	1		1			
60				ALL TYPES	1		1			
61			TOTAL	B-727-100	504	4	508			
62	B-727-200			6755	11	6766				
63	BAC-111-200			2260		2260				
64	DC-9-30			6585	7	6592				
65	B-737-100/200			10867	21	10888				
66	DC-9-50			215		215				
67	L-1011/100/20			1	1	2				
68	A-300B	1			1					
69	DC-9-10	115			115					
70	DC-9-40	33		1	34					
71	F-28-4000/600	1			1					
72	ALL TYPES	27337	45	27382	27741	27263	98.27			
73	RICHMOND (RICHARD E BYRD FLYING FIELD)	AL--DOMESTIC	BAC-111-200	1094		1094				
74			DC-9-30	363	6	369				
75			B-737-100/200	2	2	4				
76		ALL TYPES	1459	8	1467	1491	1456	97.65		
77		CC--DOMESTIC	B-727-200	1		1				
78			ALL TYPES	1		1				
79		DL--DOMESTIC	DC-9-30	619		619				
80			B-727-200	170		170				
81			B-737-10-1/200	54		54				
82			ALL TYPES	843		843	845	840	99.40	
83		EA--DOMESTIC	DC-9-30	2720	1	2721				
84	B-727-100		123		123					
85	B-727-200		474	2	476					
86	DC-9-50		223		223					
87	ALL TYPES		109		109					
88	A-300B	2		2						

**TABLE 7
AIRCRAFT DEPARTURES SCHEDULED AND AIRCRAFT DEPARTURES PERFORMED,
BY TYPE OF OPERATION, BY AIRCRAFT TYPE, BY COMMUNITY, AND BY CARRIER
12 MONTHS ENDED DECEMBER 31, 1984**

Line No.	Area, state or country Community (Airport name)	Carrier and type of operation	Type of aircraft	Total departures performed			Departures scheduled	Scheduled departures completed	
				Scheduled service	Non-scheduled service	All services		Number	Percent of departures scheduled
1	2	3	4	5	6	7	8	9	
1	RICHARD E BYRD FLYING FIELD	EA--DOMESTIC	(CONT.)						
2			L-1011/100/20	1		1			
3			ALL TYPES	3652	3	3655	3673	3601	98.03
4		PI--DOMESTIC	B-737-100/200	5115	23	5138			
5			B-727-100	21		21			
6			B-727-200	1118		1118			
7			F-28-4000/600	780		780			
8			ALL TYPES	7034	23	7057	7079	4982	98.61
9		LA--DOMESTIC	B-737-100/200	185		185			
10			B-727-100	416	3	417			
11			B-727-200	866	6	872			
12			ALL TYPES	1405	9	1414	1432	1390	97.68
13		ZC--DOMESTIC	B-737-100/200	54		54			
14			BAC-111-200	176		176			
15			ALL TYPES	230		230	239	230	96.23
16	COMMUNITY TOTAL	DOMESTIC	BAC-111-200	1270		1270			
17			DC-9-30	3702	7	3709			
18			B-737-100/200	5410	25	5435			
19			B-727-200	2549	8	2557			
20			B-737-100	558	1	561			
21			DC-9-30	223		223			
22			B-757-200	109		109			
23			A-300B	2		2			
24			L-1011/100/20	1		1			
25			F-28-4000/600	780		780			
26			ALL TYPES	14624	43	14667	14759	14504	98.27
27	ROANKE (ROANKE MUNI)	EA--DOMESTIC	DC-9-10	176		176			
28			ALL TYPES	374		374	389	374	96.14
29		PI--DOMESTIC	B-737-100/200	3944	33	3977			
30			B-727-100	109		109			
31			B-727-200	715		715			
32			F-28-4000/600	1221		1221			
33			ALL TYPES	4989	33	5022	6066	5960	98.76
34	COMMUNITY TOTAL	DOMESTIC	DC-9-10	374		374			
35			B-737-100/200	3944	33	3977			
36			B-727-100	109		109			
37			B-727-200	715		715			
38			F-28-4000/600	1221		1221			
39			ALL TYPES	6363	33	6396	6453	6334	98.15
40	WASHINGTON								
41	EVERETT (SNOHOMISH COUNTY/PALM COUNTY)	CC--DOMESTIC	B-727-200	1		1			
42			ALL TYPES	1		1			
43	MOSES LAKE (GRANT COUNTY)	EA--DOMESTIC	B-727-200	1		1			
44			ALL TYPES	1		1	1	1	100.00
45		NB--DOMESTIC	B-727-200	2		2			
46			B-747	2		2			
47			ALL TYPES	4		4			
48		NB--INTERNATIONAL	B-747	1		1			
49			ALL TYPES	1		1			
50		NB--TOTAL	B-727-200	2		2			
51			B-747	3		3			
52			ALL TYPES	5		5			
53		LA--DOMESTIC	DC-10-30	5		5			
54			B-737-100/200	1		1			
55			B-727-100	1		1			
56			B-727-200	1		1			
57			DC-8-50F	1		1			
58			B-747	1		1			
59			ALL TYPES	10		10			
60	COMMUNITY TOTAL	DOMESTIC	B-727-200	4		4			
61			B-747	3		3			
62			DC-10-30	5		5			
63			B-737-100/200	1		1			
64			B-727-100	1		1			
65			B-727-200	1		1			
66			DC-8-50F	1		1			
67			ALL TYPES	15		15	1	1	100.00
68		INTERNATIONAL	B-747	1		1			
69			ALL TYPES	1		1			
70		TOTAL	B-727-200	4		4			
71			B-747	4		4			
72			DC-10-30	5		5			
73			B-737-100/200	1		1			
74			B-727-100	1		1			
75			DC-8-50F	1		1			
76			ALL TYPES	16		16	1	1	100.00
77	PASCAGO/RENNICK/RIEHLAND (TRI-CITIES)	FL--DOMESTIC	B-737-100/200	523		523			
78			ALL TYPES	523		523	531	521	98.11
79		QB--DOMESTIC	DC-9-30	80		80			
80			F-28-4000/600	1		1			
81			F-27 SERIES	619		619			
82			SHAR-REYN	565		565			
83			ALL TYPES	1265		1265	1306	1265	97.00
84		LA--DOMESTIC	B-737-100/200	228		228			
85			B-727-200	492		492			
86			ALL TYPES	720		720	729	717	98.20
87	COMMUNITY TOTAL	DOMESTIC	B-737-100/200	751		751			

TABLE 7
 AIRCRAFT DEPARTURES SCHEDULED AND AIRCRAFT DEPARTURES PERFORMED,
 BY TYPE OF OPERATION, BY AIRCRAFT TYPE, BY COMMUNITY, AND BY CARRIER
 12 MONTHS ENDED DECEMBER 31, 1984

Line No.	Area, state or country Community (Airport name)	Carrier and type of operation	Type of aircraft	Total departures performed			Departures scheduled	Scheduled departures completed	
				Scheduled service	Non-scheduled service	All service		Number	Percent of departures scheduled
1	COMMUNITY TOTAL	DOMESTIC	(CONT.)						
2			DC-9-30	80		80			
3			F-28-4000/600	1		1			
4			F-27 SERIES	619		619			
5			SWEAR-METRO	565		565			
6			B-727-200	492		492			
7			ALL TYPES	2568		2568	2564	2503	97.62
9	PULLMAN/MOSCOW (PULLMAN-MOSCOW REGIONAL)	QR--DOMESTIC	F-27 SERIES SWEAR-METRO ALL TYPES	4 513 517		4 513 517	533	517	96.99
14	SEATTLE/TACOMA (BOEING FIELD INTL.)	AA--DOMESTIC	B-727-200 ALL TYPES	7 7		7 7	8	7	87.50
18		CC--DOMESTIC	B-727-200 ALL TYPES	3 3		3 3			
20		E2--DOMESTIC	*FALCON *B-727-100 *DC-9-30 ALL TYPES		2 6 5 5	2 6 8 11			
26		F7--DOMESTIC	*DC-8-63F *DC-8-61 ALL TYPES	2 1 3		2 1 3			
29		NH--DOMESTIC	DC-10-40 B-727-200 ALL TYPES	4 6 10		4 6 10			
33		RC--DOMESTIC	DC-9-30 DC-9-10 B-727-200 ALL TYPES	3 2 3 8		3 2 3 8			
38		TA--DOMESTIC	DC-9-80 ALL TYPES	1 1		1 1			
42		WA--DOMESTIC	B-727-200 DC-10-10 ALL TYPES	7 1 8		7 1 8	7	7	100.00
46		WC--DOMESTIC	B-737-200C B-727-200 ALL TYPES	2 9 11		2 9 11			
49	AIRPORT TOTAL	DOMESTIC	B-727-200 *FALCON *B-727-100 *DC-9-30 *DC-8-63F *DC-8-61 DC-10-40 DC-9-30 DC-9-10 DC-9-80 DC-10-10 B-737-200C ALL TYPES	35 2 6 5 2 1 4 3 2 1 1 2 56	11	35 2 6 8 2 1 4 3 2 1 1 2 67	15	14	93.33
61	(SEATTLE-TACOMA INTERNATIONAL)	AA--DOMESTIC	B-727-100 B-727-200 ALL TYPES	118 3039 3157		118 3039 3157	3192	3156	98.87
66		AC--DOMESTIC	B-727-100 B-727-200 B-737-100/200 ALL TYPES	2752 8321 709 11782	5 25 4 36	2757 8346 715 11818	11839	11631	98.24
72		CC--DOMESTIC	B-727-100 B-727-200 DC-10-10 DC-9-30 DC-9-80 ALL TYPES	26 924 187 6 56 1189		16 924 187 6 56 1189	1202	1188	98.83
79		DL--DOMESTIC	B-727-200 L-1011/100/20 B-767-200 DC-8-71 ALL TYPES	536 302 1076 245 2199	2	538 302 1076 245 2161	2166	2158	98.71
84		EA--DOMESTIC	B-727-100 B-727-200 A-300B B-737-200 ALL TYPES	424 196 890 704 2214		424 196 890 704 2214	2237	2207	98.65
88		E2--DOMESTIC	*DC-9-30 *B-727-100 ALL TYPES	107 143 290	12 12	107 155 262	290	290	100.00
93		FL--DOMESTIC	B-737-100/200 ALL TYPES	1118 1118		1118 1118	1121	1113	99.28
96		F7--DOMESTIC	*DC-8-63F *B-747 *B-747F *DC-8-61 *B-727-100 ALL TYPES	207 11 15 280 19 532		207 11 15 280 19 532	518	498	96.13
106		F7--INTERNATIONAL	*B-747 *B-747F ALL TYPES	1 5 6	3 4 7	4 9 13	22	3	13.63
107		F7--TOTAL	*DC-8-63F *B-747 *B-747F	207 12 20	3 4	207 15 24			

TABLE 7
AIRCRAFT DEPARTURES SCHEDULED AND AIRCRAFT DEPARTURES PERFORMED,
BY TYPE OF OPERATION, BY AIRCRAFT TYPE, BY COMMUNITY, AND BY CARRIER
12 MONTHS ENDED DECEMBER 31, 1984

Line No.	Area, state or country Community (Airport name)	Carrier and type of operation	Type of aircraft	Total departures performed			Departures scheduled	Scheduled departures included	
				Scheduled service	Non-scheduled service	All services		Number	Percent of departures included
1	2	3	4	5	6	7	8	9	
1	SEATTLE-TACOMA INTERNATIONAL	FI--TOTAL	1 (CONT.)						
2			DC-8-61	280		280			
3			B-727-100	15		19			
4			ALL TYPES	538	7	545	540	501	92.77
5		NB--DOMESTIC	B-727-100	6		6			
6			B-727-200	4723		4723			
7			DC-10-40	2031		2031			
8			B-747	523		523			
9			B-747F	77		77			
10			ALL TYPES	7360		7360	7529	7342	97.51
11		NB--INTERNATIONAL	B-747	594		594			
12			B-747F	113	5	118			
13			ALL TYPES	707	5	712	703	695	98.86
14		NB--TOTAL	B-727-100	6		6			
15			B-727-200	4723		4723			
16			DC-10-40	2031		2031			
17			B-747	1117		1117			
18			B-747F	190	5	195			
19			ALL TYPES	8067	5	8072	8232	8037	97.63
20		CC--DOMESTIC	B-737-100/200	2540	5	2545			
21			DC-9-80	130	2	132			
22			ALL TYPES	2670	7	2677	2730	2655	97.25
23		PA--DOMESTIC	B-747	44		44			
24			B-747-200	20		20			
25			ALL TYPES	64		64	65	64	98.46
26		PA--INTERNATIONAL	B-747	163		163			
27			B-747-200	26		26			
28			ALL TYPES	189		189	160	159	99.37
29		PA--TOTAL	B-747	207		207			
30			B-747-200	46		46			
31			ALL TYPES	253		253	225	223	99.11
32		PS--DOMESTIC	B-727-200	575	6	581			
33			DC-9-80	1926	9	1935			
34			DC-9-30	8		8			
35			ALL TYPES	2509	15	2524	2507	2501	99.76
36		GR--DOMESTIC	DC-9-30	201		201			
37			F-28-400W/600	2		2			
38			F-27 SERIES	1102		1102			
39			SHEARWATER	1531		1531			
40			ALL TYPES	2834		2834	2906	2819	97.00
41		RC--DOMESTIC	DC-9-50	124	1	125			
42			DC-9-30	848	8	856			
43			DC-9-10	810		810			
44			B-727-200	1306		1306			
45			DC-9-80	630	3	633			
46			ALL TYPES	3718	12	3730	3773	3700	98.06
47		RV--DOMESTIC	L-188A/C	10		10			
48			B-727-200	5		5			
49			B-727-100	22	1	23			
50			ALL TYPES	37	1	38	46	37	80.43
51		TA--DOMESTIC	B-727-200	7		8			
52			L-1011/100/20	114	1	114			
53			DC-9-80	1233		1233			
54			B-767-200	389		389			
55			B-727-100	3		3			
56			ALL TYPES	1746	1	1747	1777	1765	98.19
57		TA--INTERNATIONAL	B-747	1		1			
58			ALL TYPES	1		1			
59		TA--TOTAL	B-727-200	7		8			
60			L-1011/100/20	114	1	114			
61			DC-9-80	1233		1233			
62			B-767-200	389		389			
63			B-727-100	3		3			
64			B-747	1		1			
65			ALL TYPES	1747	1	1748	1777	1765	98.19
66		LA--DOMESTIC	B-737-100/200	616		616			
67			B-727-100	354	5	359			
68			B-727-200	7722	28	7750			
69			DC-10-10	2180	1	2181			
70			B-747	318	2	320			
71			DC-8-50F	207	3	210			
72			DC-8-71	907	12	919			
73			B-767-200	785		785			
74			DC-10-30	283		283			
75			ALL TYPES	13572	51	13623	13886	13541	97.51
76		LA--INTERNATIONAL	DC-10-30	338		338			
77			B-747	302		302			
78			ALL TYPES	640		640	678	640	94.39
79		LA--TOTAL	B-737-100/200	616		616			
80			B-727-100	354	5	359			
81			B-727-200	7722	28	7750			
82			DC-10-10	2180	1	2181			
83			B-747	320	2	322			
84			DC-8-50F	207	3	210			
85			DC-8-71	907	12	919			
86			B-767-200	785		785			
87			DC-10-30	621		621			
88			ALL TYPES	14212	51	14263	14564	14181	97.37
89		LA--DOMESTIC	B-737-100/200	291		291			
90			B-727-200	9413	2	9415			
91			DC-10-10	613	5	618			
92			DC-10-30	1		1			
93			ALL TYPES	6318	7	6325	6393	6296	98.08

TABLE 7
AIRCRAFT DEPARTURES SCHEDULED AND AIRCRAFT DEPARTURES PERFORMED,
BY TYPE OF OPERATION, BY AIRCRAFT TYPE, BY COMMUNITY, AND BY CARRIER
12 MONTHS ENDED DECEMBER 31, 1964

Line No.	Area, state or country Community (Airport name)	Carrier and type of operation	Type of aircraft	Total departures performed			Schedule of departures completed		
				Scheduled service	Nonscheduled service	All services	Departures scheduled	Number	Percent of departures scheduled
1	2	3	4	5	6	7	8	9	
1	SEATTLE-TACOMA INTERNATIONAL	(CONT.) MC--DOMESTIC	B-737-200C	2415	3	2418			
2			B-727-200	1893		1893			
3			B-727-100	343	1	344			
4			ALL TYPES	4651	4	4655	4800	4341	90.43
5	AIRPORT TOTAL	DOMESTIC	B-727-100	4038	12	4050			
6			B-727-200	34660	64	34724			
7			B-737-100/200	5474	11	5485			
8			DC-10-10	2980	6	2986			
9			DC-9-30	1063	8	1071			
10			DC-9-80	3975	14	3989			
11			L-1011/100/20	416		416			
12			B-767-200	2250		2250			
13			DC-8-71	1152	12	1164			
14			A-300B	850		850			
15			B-757-200	704		704			
16			*DC-9-30	107		107			
17			*B-727-100	162	12	174			
18			*DC-8-63F	207		207			
19			*B-747	11		11			
20			*B-747F	92		92			
21			*DC-8-61	280		280			
22			DC-10-40	2031		2031			
23			B-747	885	2	887			
24			B-747-200	20		20			
25			F-28-4000/600	2		2			
26			F-27 SERIES	1102		1102			
27			SWEAR-METRO	1531		1531			
28			DC-9-50	124	1	125			
29			DC-9-10	810		810			
30			L-188A/C	10		10			
31			*DC-8-50F	207	3	210			
32			DC-10-30	284		284			
33			B-737-200C	2415	3	2418	68957	67242	97.51
34			ALL TYPES	67882	148	68030			
35		INTERNATIONAL	*B-747	1	3	4			
36			*B-747F	118	9	127			
37			B-747	1060		1060			
38			B-747-200	26		26			
39			DC-10-30	338		338	1563	1497	95.77
40			ALL TYPES	1543	12	1555			
41		TOTAL	B-727-100	4038	12	4050			
42			B-727-200	34660	64	34724			
43			B-737-100/200	5474	11	5485			
44			DC-10-10	2980	6	2986			
45			DC-9-30	1063	8	1071			
46			DC-9-80	3975	14	3989			
47			L-1011/100/20	416		416			
48			B-767-200	2250		2250			
49			DC-8-71	1152	12	1164			
50			A-300B	850		850			
51			B-757-200	704		704			
52			*DC-9-30	107		107			
53			*B-727-100	162	12	174			
54			*DC-8-63F	207		207			
55			*B-747	12	3	15			
56			*B-747F	210	9	219			
57			*DC-8-61	280		280			
58			DC-10-40	2031		2031			
59			B-747	1945	2	1947			
60			B-747-200	46		46			
61			F-28-4000/600	2		2			
62			F-27 SERIES	1102		1102			
63			SWEAR-METRO	1531		1531			
64			DC-9-50	124	1	125			
65			DC-9-10	810		810			
66			L-188A/C	10		10			
67			*DC-8-50F	207	3	210			
68			DC-10-30	622		622			
69			B-737-200C	2415	3	2418	70520	68739	97.47
70			ALL TYPES	69425	160	69585			
71	COMMUNITY TOTAL BY CARRIER	AA--DOMESTIC	B-727-100	118		118			
72			B-727-200	3046		3046	3200	3163	98.84
73			ALL TYPES	7164		7164			
74		AS--DOMESTIC	B-737-100/200	709	6	715			
75			B-727-100	2752	5	2757			
76			B-727-200	8321	25	8346	11839	11631	98.24
77			ALL TYPES	11782	36	11818			
78		CC--DOMESTIC	DC-9-30	6		6			
79			DC-9-80	56		56			
80			B-727-100	16		16			
81			B-727-200	927		927			
82			DC-10-10	187		187	1202	1188	98.83
83			ALL TYPES	1192		1192			
84		DL--DOMESTIC	B-767-200	1076		1076			
85			B-727-200	536	2	538			
86			L-1011/100/20	302		302			
87			DC-8-71	245		245	2186	2158	98.71
88			ALL TYPES	2159	2	2161			
89		EA--DOMESTIC	B-757-200	704		704			
90			A-300B	890		890			
91			B-727-100	424		424			
92			B-727-200	196		196	2237	2207	98.65
93			ALL TYPES	2214		2214			
94		EJ--DOMESTIC	*DC-9-30	112	3	115			
95			*ALCON	2	2	4			
96			*B-727-100	143	18	161	250	250	100.00
97			ALL TYPES	255	23	278			
98		FL--DOMESTIC	B-737-100/200	1118		1118	1121	1113	99.28
99			ALL TYPES	1118		1118			
100		FT--DOMESTIC	*B-727-100	19		19			

TABLE 7
 AIRCRAFT DEPARTURES SCHEDULED AND AIRCRAFT DEPARTURES PERFORMED,
 BY TYPE OF OPERATION, BY AIRCRAFT TYPE, BY COMMUNITY, AND BY CARRIER
 12 MONTHS ENDED DECEMBER 31, 1984

Line No.	Area, state or country Community (Airport name)	Carrier and type of operation	Type of aircraft	Total departures performed			Departures scheduled	Scheduled departures completed	
				Scheduled services	Nonscheduled service	All services		Number	Percent of departures scheduled
1	2	3	4	5	6	7	8	9	
1	COMMUNITY TOTAL BY CARRIER	FT--DOMESTIC	(CDMT)						
2			*B-747	11		11			
3			*B-747F	15		15			
4			*DC-8-61	281		281			
5			*DC-8-63F	209		209			
6			ALL TYPES	535		535	518	498	96.13
7		FT--INTERNATIONAL	*B-747	1	3	4			
8			*B-747F	5	4	9			
9			ALL TYPES	6	7	13	22	3	13.63
10		FT--TOTAL	*B-727-100	19		19			
11			*B-747	12	3	15			
12			*B-747F	20	4	24			
13			*DC-8-61	281		281			
14			*DC-8-63F	209		209			
15			ALL TYPES	541	7	548	540	501	92.77
16		NA--DOMESTIC	B-727-100	6		6			
17			B-727-200	4729		4729			
18			DC-10-40	2035		2035			
19			B-747	523		523			
20			*B-747F	17		17			
21			ALL TYPES	7370		7370	7529	7362	97.51
22		NA--INTERNATIONAL	B-747	554		594			
23			*B-747F	113	5	118			
24			ALL TYPES	707	5	712	703	695	98.86
25		NA--TOTAL	B-727-100	6		6			
26			B-727-200	4729		4729			
27			DC-10-40	2035		2035			
28			B-747	1117		1117			
29			*B-747F	190	5	195			
30			ALL TYPES	8077	5	8082	8232	8037	97.63
31		LC--DOMESTIC	B-737-100/200	2540	5	2545			
32			DC-9-80	130	2	132			
33			ALL TYPES	2670	7	2677	2730	2655	97.25
34		PA--DOMESTIC	B-747	44		44			
35			B-747-200	20		20			
36			ALL TYPES	64		64	65	64	98.46
37		PA--INTERNATIONAL	B-747	163		163			
38			B-747-200	26		26			
39			ALL TYPES	189		189	160	159	99.37
40		PA--TOTAL	B-747	207		207			
41			B-747-200	46		46			
42			ALL TYPES	253		253	225	223	99.11
43		PS--DOMESTIC	DC-9-30	8		8			
44			DC-9-80	1924	9	1933			
45			B-727-200	575	6	581			
46			ALL TYPES	2509	15	2524	2507	2501	99.76
47		QJ--DOMESTIC	F-27 SERIES	1102		1102			
48			SWEAB-NETRO	1531		1531			
49			F-28-4000/600	2		2			
50			GC-9-30	201		201			
51			ALL TYPES	2836		2836	2906	2819	97.00
52		RC--DOMESTIC	DC-9-10	812		812			
53			DC-9-30	851	8	859			
54			DC-9-50	124	1	125			
55			DC-9-80	630	3	633			
56			B-727-200	1309		1309			
57			ALL TYPES	3726	12	3738	3773	3700	98.06
58		RV--DOMESTIC	L-188A/C	10		10			
59			B-727-100	22	1	23			
60			B-727-200	5		5			
61			ALL TYPES	37	1	38	46	37	80.43
62		TB--DOMESTIC	B-767-200	389		389			
63			DC-9-80	1234		1234			
64			B-727-100	3		3			
65			B-727-200	7	1	8			
66			L-1011/100/20	114		114			
67			ALL TYPES	1747	1	1748	1777	1745	98.19
68		TB--INTERNATIONAL	B-747	1		1			
69			ALL TYPES	1		1			
70		TB--TOTAL	B-767-200	389		389			
71			DC-9-80	1234		1234			
72			B-727-100	3		3			
73			B-727-200	7	1	8			
74			L-1011/100/20	114		114			
75			B-747	1		1			
76			ALL TYPES	1748	1	1749	1777	1745	98.19
77		UA--DOMESTIC	B-737-100/200	816		816			
78			B-747-200	785		785			
79			B-727-100	354	5	359			
80			B-727-200	7722	28	7750			
81			DC-10-10	2180	1	2181			
82			DC-10-30	283		283			
83			B-747	318	2	320			
84			*DL-B-90F	207	3	210			
85			DC-8-71	907	12	919			
86			ALL TYPES	13572	51	13623	13886	13541	97.51
87		UA--INTERNATIONAL	DC-10-30	338		338			
88			B-747	302		302			
89			ALL TYPES	640		640	678	640	94.39
90		UA--TOTAL	B-737-100/200	816		816			
91			B-747-200	785		785			
92			B-727-100	354	5	359			
93			B-727-200	7722	28	7750			
94			DC-10-10	2180	1	2181			
95			DC-10-30	283		283			
96			B-747	318	2	320			
97			*DL-B-90F	207	3	210			
98			DC-8-71	907	12	919			
99			ALL TYPES	13572	51	13623	13886	13541	97.51
100		UA--INTERNATIONAL	DC-10-30	338		338			
101			B-747	302		302			
102			ALL TYPES	640		640	678	640	94.39
103		UA--TOTAL	B-737-100/200	816		816			
104			B-747-200	785		785			
105			B-727-100	354	5	359			
106			B-727-200	7722	28	7750			

TABLE 7
AIRCRAFT DEPARTURES SCHEDULED AND AIRCRAFT DEPARTURES PERFORMED,
BY TYPE OF OPERATION, BY AIRCRAFT TYPE, BY COMMUNITY, AND BY CARRIER
12 MONTHS ENDED DECEMBER 31, 1984

Line No.	Area, state or country Community (Airport name)	Carrier and type of operation	Type of aircraft	Total departures performed			Scheduled departures completed	
				Scheduled service	Nonscheduled service	All services	Number	Percent of scheduled
1	2	3	4	5	6	7	8	9
1	COMMUNITY TOTAL BY CARRIER	UA---TOTAL	(CONT.)					
2			DC-10-10	2180	1	2181		
3			DC-10-30	621	2	623		
4			B-747	620	2	622		
5			*DC-8-50F	207	3	210		
6			DC-8-11	907	12	919		
7			ALL TYPES	14212	51	14263	14564	14181 97.37
8		WA---DOMESTIC	B-737-100/200	291		291		
9			B-727-200	5420	2	5422		
10			DC-10-10	614	5	619		
11			DC-10-30	1		1		
12			ALL TYPES	6326	7	6333	6400	6303 98.48
13		NC---DOMESTIC	B-737-200C	2417	3	2420		
14			B-727-100	343	1	344		
15			B-727-200	1902		1902		
16			ALL TYPES	4662	4	4666	4800	4341 90.43
17		COMMUNITY TOTAL	DCWESTIC					
18			B-727-200	34695	64	34759		
19			*FALCON		2	2		
20			*B-727-100	162	18	180		
21			*DC-9-30	112	3	115		
22			*DC-8-63F	209		209		
23			*DC-8-61	281		281		
24			DC-10-40	2035		2035		
25			DC-9-30	1066	8	1074		
26			DC-9-10	812		812		
27			DC-9-80	3976	14	3990		
28			DC-10-10	2981	6	2987		
29			B-737-200C	2417	3	2420		
30			B-727-100	4038	12	4050		
31			B-737-100/200	5474	11	5485		
32			L-1011/100/20	416		416		
33			B-767-200	2250		2250		
34			DC-8-71	1152	12	1164		
35			A-300B	890		890		
36			B-757-200	704		704		
37			*B-747	11		11		
38			*B-747F	52		52		
39			B-747	885	2	887		
40			B-747-200	20		20		
41			F-28-4000/600	2		2		
42			F-27 SERIES	1102		1102		
43			SWEAR-METRO	1531		1531		
44			DC-9-50	124	1	125		
45			L-188A/C	10		10		
46			*DC-8-50F	207	3	210		
47			DC-10-30	284		284		
48			ALL TYPES	67938	159	68097	68972	67256 97.51
49		INTERNATIONAL	*B-747	1	3	4		
50			*B-747F	118	9	127		
51			B-747	1060		1060		
52			B-747-200	26		26		
53			DC-10-30	338		338		
54			ALL TYPES	1543	12	1555	1563	1497 95.77
55		TOTAL	B-727-200	34695	64	34759		
56			*FALCON		2	2		
57			*B-727-100	162	18	180		
58			*DC-9-30	112	3	115		
59			*DC-8-63F	209		209		
60			*DC-8-61	281		281		
61			DC-10-40	2035		2035		
62			DC-9-30	1066	8	1074		
63			DC-9-10	812		812		
64			DC-9-80	3976	14	3990		
65			DC-10-10	2981	6	2987		
66			B-737-200C	2417	3	2420		
67			B-727-100	4038	12	4050		
68			B-737-100/200	5474	11	5485		
69			L-1011/100/20	416		416		
70			B-767-200	2250		2250		
71			DC-8-71	1152	12	1164		
72			A-300B	890		890		
73			B-757-200	704		704		
74			*B-747	11		11		
75			*B-747F	52		52		
76			B-747	885	2	887		
77			B-747-200	20		20		
78			F-28-4000/600	2		2		
79			F-27 SERIES	1102		1102		
80			SWEAR-METRO	1531		1531		
81			DC-9-50	124	1	125		
82			L-188A/C	10		10		
83			*DC-8-50F	207	3	210		
84			DC-10-30	284		284		
85			ALL TYPES	64481	171	64652	70535	68753 97.47
86		SPOKANE						
87		(SPOKANE INTERNATIONAL)	AS---DOMESTIC					
88			B-727-100	387	2	389		
89			B-727-200	1009	7	1016		
90			B-737-100/200	3		3		
91			ALL TYPES	1399	9	1408	1432	1385 96.71
92			CC---DOMESTIC					
93			B-727-200	1		1		
94			ALL TYPES	1		1		
95			FL---DOMESTIC					
96			B-737-100/200	1319		1319		
97			DC-8-80	218		218		
98			ALL TYPES	1537		1537	1581	1535 97.09
99			WA---DOMESTIC					
100			B-727-100	7		7		
101			B-727-200	4105		4105		
102			DC-10-40	3		3		
103			B-747	2		2		
104			*B-747F	1		1		
105			ALL TYPES	4118		4118	4189	4105 97.99
106			WA---INTERNATIONAL					
107			B-747	1		1		
108			ALL TYPES	1		1		

TABLE 7
 AIRCRAFT DEPARTURES SCHEDULED AND AIRCRAFT DEPARTURES PERFORMED,
 BY TYPE OF OPERATION, BY AIRCRAFT TYPE, BY COMMUNITY, AND BY CARRIER
 12 MONTHS ENDED DECEMBER 31, 1964

Line No.	Area, state or country Community (Airport name)	Carrier and type of operation	Type of aircraft	Total departures performed			Scheduled departures completed	
				Scheduled service	Nonscheduled service	All services	Number	Percent of departures scheduled
1	2	3	4	5	6	7	8	9
1	SPOKANE INTERNATIONAL	LCOMT-1						
2		AB---TOTAL	B-727-100	7		7		
3			B-727-200	4105		4105		
4			DC-10-40	3		3		
5			B-747	3		3		
6			B-747F	1		1		
7			ALL TYPES	4119		4119	4105	4105 97.99
8		PS---DOMESTIC	DC-9-80	502		502		
9			DC-9-30	142		142		
10			B-727-200	15	1	14		
11			ALL TYPES	657	1	658	662	657 99.24
12		GA---DOMESTIC	F-27 SERIES	199		199		
13			SWEAR-METRO	441		441		
14			ALL TYPES	640		640	660	640 96.96
15		UA---DOMESTIC	B-737-100/200	1001		1001		
16			B-727-100	771		771		
17			B-727-200	300		300		
18			DC-10-10	1		1		
19			DC-8-71	1	1	1		
20			ALL TYPES	2073	1	2074	2133	2064 96.85
21		WA---DOMESTIC	B-737-100/200	355		355		
22			B-727-200	800		800		
23			ALL TYPES	1155		1155	1181	1149 97.29
24	COMMUNITY TOTAL	DOMESTIC	B-727-100	1165	2	1167		
25			B-727-200	6228	8	6236		
26			B-737-100/200	2678		2678		
27			DC-9-80	720		720		
28			DC-10-40	3		3		
29			B-747	2		2		
30			B-747F	1		1		
31			DC-9-30	142		142		
32			F-27 SERIES	199		199		
33			SWEAR-METRO	441		441		
34			DC-10-10	1		1		
35			DC-8-71	1	1	1		
36			ALL TYPES	11580	11	11591	11838	11537 97.45
37		INTERNATIONAL	B-747	1		1		
38			ALL TYPES	1		1		
39		TOTAL	B-727-100	1165	2	1167		
40			B-727-200	6228	8	6236		
41			B-737-100/200	2678		2678		
42			DC-9-80	720		720		
43			DC-10-40	3		3		
44			B-747	3		3		
45			B-747F	1		1		
46			DC-9-30	142		142		
47			F-27 SERIES	199		199		
48			SWEAR-METRO	441		441		
49			DC-10-10	1		1		
50			DC-8-71	1	1	1		
51			ALL TYPES	11581	11	11592	11838	11537 97.45
52	HENATCHEE (PANGBORN FIELD)	QA---DOMESTIC	SWEAR-METRO	247		247		
53			ALL TYPES	247		247	255	247 96.86
54	YAKIMA (YAKIMA MUNI)	CC---DOMESTIC	B-727-200	1		1		
55			ALL TYPES	1		1		
56		GA---DOMESTIC	F-27 SERIES	492		492		
57			SWEAR-METRO	519		519		
58			ALL TYPES	1011		1011	1042	1011 97.02
59		AC---DOMESTIC	B-737-200C	1		1		
60			ALL TYPES	1		1		
61	COMMUNITY TOTAL	DOMESTIC	B-727-200	1		1		
62			F-27 SERIES	492		492		
63			SWEAR-METRO	519		519		
64			B-737-200C	1		1		
65			ALL TYPES	1013		1013	1042	1011 97.02
66	WEST VIRGINIA							
67	ASHLAND/HUNTINGTON (TRI-STATE/WALKER-LONG FIELD)	AL---DOMESTIC	BAC-111-200	586		586		
68			DC-9-30	382		382		
69			B-737-100/200	6		6		
70			ALL TYPES	974		974	984	973 98.88
71		PI---DOMESTIC	B-737-100/200	788	9	797		
72			F-28-4000/600	123		123		
73			ALL TYPES	911	9	920	923	906 98.35
74	COMMUNITY TOTAL	DOMESTIC	BAC-111-200	586		586		
75			DC-9-30	382		382		
76			B-737-100/200	794	9	803		
77			F-28-4000/600	123		123		
78			ALL TYPES	1885	9	1894	1907	1879 98.53
79	CHARLESTON/DUNBAR (KANAWHA)	AL---DOMESTIC	BAC-111-200	8		8		
80			DC-9-30	937	3	940		
81			B-737-100/200	294		294		
82			ALL TYPES	1239	3	1242	1251	1233 98.72
83		PI---DOMESTIC	B-737-100/200	2915	1	2922		
84			DC-9-30	495	2	497		
85			F-28-4000/600	993		993		
86			B-727-100	2		2		
87			ALL TYPES	4395	9	4404	4469	4380 98.00
88		LA---DOMESTIC	B-737-100/200	118		118		

TABLE 7
 AIRCRAFT DEPARTURES SCHEDULED AND AIRCRAFT DEPARTURES PERFORMED,
 BY TYPE OF OPERATION, BY AIRCRAFT TYPE, BY COMMUNITY, AND BY CARRIER
 12 MONTHS ENDED DECEMBER 31, 1984

Line No.	Area, state or country Community (Airport name)	Carrier and type of operation	Type of aircraft	Total departures performed			Schedule of departures completed	
				Scheduled service	Non-scheduled service	All services	Number	Percent of departures scheduled
1	2	3	4	5	6	7	8	9
1	KANAWHA	LA--DOMESTIC	(CDMT.) B-727-100 B-727-200 ALL TYPES		1 1 2	1 1 2	127	118 92.91
6	COMMUNITY TOTAL	DOMESTIC	BAC-111-200 DC-9-30 B-737-100/200 B-727-200 F-28-4000/600 B-727-100 ALL TYPES	8 937 3227 465 953 2	3 7 3 1 14	8 940 3334 488 993 3 5766	5847	5733 98.05
14	GREENBRIER/MHT SLPHR SPGS/LEMBRG (GREENBRIER VALLEY)	P1--DOMESTIC	B-737-100/200 F-28-4000/600 ALL TYPES	625 51 716	22 2 24	647 53 740	727	713 98.07
19	MARTINSBURG (MARTINSBURG MUNI)	LA--DOMESTIC	SWEAR-METRO ALL TYPES	1 1		1 1	1	1 100.00
23	WISCONSIN							
25	EAU CLAIRE (EAU CLAIRE MUNICIPAL)	RC--DOMESTIC	CV-580 DC-9-50 DC-9-30 DC-9-10 ALL TYPES	888 174 703 853 2618		888 174 703 853 2618	2653	2574 97.02
33		ZB--DOMESTIC	DASH-7 ALL TYPES	762 762		762 762	836	762 91.14
35	COMMUNITY TOTAL	DOMESTIC	CV-580 DC-9-50 DC-9-30 DC-9-10 DASH-7 ALL TYPES	888 174 703 853 762 3380		888 174 703 853 762 3380	3469	3336 95.61
43	GREEN BAY/CLINTONVILLE (AUSTIN-STRAUBEL FIELD)	RC--DOMESTIC	DC-9-50 CV-580 DC-9-30 DC-9-10 B-727-200 ALL TYPES	1617 161 1858 619 2 4257		1617 161 1858 619 2 4257	4324	4186 96.80
50		LA--DOMESTIC	B-727-100 B-727-200 ALL TYPES	62 478 540	21 21	62 499 561	547	540 98.72
54		ZB--DOMESTIC	DASH-7 BAE-144-1 ALL TYPES	201 1172 1373		201 1172 1373	1397	1367 97.85
59	COMMUNITY TOTAL	DOMESTIC	DC-9-50 CV-580 DC-9-30 DC-9-10 B-727-200 B-727-100 DASH-7 BAE-144-1 ALL TYPES	1617 161 1858 619 480 62 201 1172 6170	21	1617 161 1858 619 501 62 201 1172 6191	6268	6093 97.20
68	LA CROSSE (LA CROSSE MUNI)	RC--DOMESTIC	DC-9-50 DC-9-30 CV-580 DC-9-10 B-727-200 DC-9-80 ALL TYPES	160 661 660 657 2 1 6170	1 1 1 5 1 9	169 662 661 697 7 1 2197	2217	2144 96.70
78	MADISON (TRJAX FIELD)	FL--DOMESTIC	B-737-100/200 DL-9-80 ALL TYPES	919 82 1001		919 82 1001	1029	998 96.98
83		AB--DOMESTIC	B-727-100 B-727-200 ALL TYPES	463 1694 2157		463 1694 2157	2174	2100 96.59
87		CZ--DOMESTIC	DC-9-10 DC-9-30 DC-9-40 ALL TYPES	214 1087 69 1370	21 4 25	214 1108 73 1395	1396	1368 97.99
92		RC--DOMESTIC	DC-9-50 DC-9-30 CV-580 DC-9-10 DC-9-80 B-727-200 ALL TYPES	710 1805 273 730 148 6 3680		710 1805 277 739 150 6 3687	3703	3624 97.86
94		LA--DOMESTIC	B-727-100 B-727-200 B-737-100/200 DC-9-71 ALL TYPES	214 1032 3 1249		214 1032 3 1251	1268	1260 97.70
98		ZB--DOMESTIC	BAE-144-1 DASH-7 ALL TYPES	64 6 70	1 1 1	64 7 71	71	68 95.77
100	COMMUNITY TOTAL	DOMESTIC	B-737-100/200 DC-9-80 B-727-100	922 230 677	2	922 232 677		

TABLE 7
AIRORAFT DEPARTURES SCHEDULED AND AIRCRAFT DEPARTURES PERFORMED,
BY TYPE OF OPERATION, BY AIRCRAFT TYPE, BY COMMUNITY, AND BY CARRIER
12 MONTHS ENDED DECEMBER 31, 1964

Line No.	Area, state or country Community (Airport name)	Carrier and type of operation	Type of aircraft	Total departures performed			Departures scheduled	Scheduled departures completed	
				Scheduled service	Nonscheduled service	All services		Number	Percent of departures scheduled
1	2	3	4	5	6	7	8	9	
1	COMMUNITY TOTAL	DOMESTIC	(CONT.)						
2			B-727-200	2732		2732			
3			DC-9-10	952	1	953			
4			DC-9-30	2892	21	2913			
5			DC-9-40	69	4	73			
6			DC-9-50	710		710			
7			CY-580	273	4	277			
8			DC-8-71		2	2			
9			BAE-146-1	64		64			
10			DASH-7	6	1	7			
11			ALL TYPES	9527	35	9562	5641	9399	97.47
12	MILWAUKEE								
13	(GENERAL MITCHELL FIELD)	AA--DOMESTIC	B-767-200	2		2			
14			A-727-200	4		4			
15			B-727-100	2		2			
16			DC-9-80	2		2			
17			9B-747	2		2			
18			ALL TYPES	12		12	13	12	92.30
19		BA--DOMESTIC	B-727-200	2		2			
20			ALL TYPES	2		2			
21		CC--DOMESTIC	DC-9-10	7		7			
22			DC-9-30	218		218			
23			B-727-100	1		1			
24			ALL TYPES	226		226	235	226	96.17
25		EA--DOMESTIC	DC-9-30	145		145			
26			B-727-100	274		274			
27			B-727-200	426	2	428			
28			DC-9-50	295		295			
29			B-737-200	122		122			
30			ALL TYPES	1262	2	1264	1269	1259	99.21
31		FL--DOMESTIC	B-737-100/200	174		174			
32			DC-9-80	79		79			
33			ALL TYPES	253		253	274	253	91.86
34		FT--DOMESTIC	*DC-8-61	1		1			
35			ALL TYPES	1		1			
36		FA--DOMESTIC	DC-9-10	31		31			
37			DC-9-30	12		12			
38			B-737-100/200	11		11			
39			ALL TYPES	54		54	61	54	88.52
40		NA--DOMESTIC	B-727-100	583		583			
41			B-727-200	4443	1	4444			
42			DC-10-40	252		252			
43			B-747	2		2			
44			ALL TYPES	5280	1	5281	5421	5257	96.97
45		CZ--DOMESTIC	DC-9-10	41	1	42			
46			DC-9-30	1586	8	1614			
47			DC-9-40	87		91			
48			ALL TYPES	1714	3	1747	1745	1712	98.10
49		RC--DOMESTIC	CY-580	312	2	314			
50			DC-9-30	2473	4	2477			
51			DC-9-40	5846	4	5870			
52			DC-9-10	2646	3	2649			
53			B-727-200	485		485			
54			DC-9-80	77	3	80			
55			ALL TYPES	12079	16	12095	12305	11991	97.44
56		TR--DOMESTIC	B-727-100	3		3			
57			B-727-200	242		242			
58			ALL TYPES	245		245	247	242	97.97
59		LA--DOMESTIC	B-737-100/200	649		649			
60			B-727-100	134	4	138			
61			B-727-200	691	21	712			
62			DC-10-10	16		16			
63			DC-8-71	534	4	542			
64			B-747	3		3			
65			B-747-200	2	1	3			
66			DC-10-30	1		1			
67			ALL TYPES	2054	30	2084	2044	2000	96.80
68		VB--DOMESTIC	DC-9-10	978		978			
69			ALL TYPES	978		978	1001	978	97.70
70		ZB--DOMESTIC	DASH-7	3813		3813			
71			BAE-146-1	50		50			
72			ALL TYPES	3871		3871	4019	3867	96.21
73		COMMUNITY TOTAL	DOMESTIC						
74			B-747-200	4	1	5			
75			A-727-200	6293	24	6317			
76			B-727-100	1017	4	1021			
77			DC-9-80	150	3	161			
78			9B-747	2		2			
79			DC-9-10	3723	4	3727			
80			DC-9-30	7827	32	7859			
81			DC-9-50	2940	4	2972			
82			B-737-200	122		122			
83			B-737-100/200	834		834			
84			*DC-8-61	1		1			
85			DC-10-40	252		252			
86			B-747	3		3			
87			DC-9-40	87	4	91			
88			CY-580	312	2	314			
89			DC-10-10	16		16			
90			DC-8-71	530	4	542			
91			DC-10-30	1		1			
92			DASH-7	3813		3813			
93			BAE-146-1	50		50			
94			ALL TYPES	20071	82	20113	20658	20551	97.18
95		OSWEGO/APPLETON							
96		(OUTAGAMIE COUNTY)	VB--DOMESTIC	DC-9-10	330	330	335	330	96.96
97				ALL TYPES	330	330			

TABLE 7
 AIRCRAFT DEPARTURES SCHEDULED AND AIRCRAFT DEPARTURES PERFORMED,
 BY TYPE OF OPERATION, BY AIRCRAFT TYPE, BY COMMUNITY, AND BY CARRIER
 12 MONTHS ENDED DECEMBER 31, 1984

No.	Area, state or country Community (Airport name)	Carrier and type of operation	Type of aircraft	Total departures performed			Scheduled departures completed	
				Scheduled service	Nonscheduled service	All services	Number	Percent of departures scheduled
2	OUTAGAMIE COUNTY	(CONT.)						
3		2h--DOMESTIC	DASH-7	1851		1851		
4			BAE-146-1	1653		1653		
5			ALL TYPES	3504		3504	3508	97.54
6	AIRPORT TOTAL	DOMESTIC	DC-9-10	330		330		
7			DASH-7	1851		1851		
8			BAE-146-1	1653		1653		
9			ALL TYPES	3834		3834	3923	97.62
10	(WITTMAN FIELD)	RC--DOMESTIC	CV-580	554		554		
11			DC-9-30	4		4		
12			DC-9-30	139		139		
13			DC-9-10	130		130		
14			ALL TYPES	827		827	864	93.86
15		2h--DOMESTIC	DASH-7	1985		1985		
16			BAE-146-1	5		5		
17			ALL TYPES	1990		1990	2037	97.54
18	AIRPORT TOTAL	DOMESTIC	CV-580	554		554		
19			DC-9-30	4		4		
20			DC-9-30	139		139		
21			DC-9-10	130		130		
22			DASH-7	1985		1985		
23			BAE-146-1	5		5		
24			ALL TYPES	2817		2817	2901	96.44
25	COMMUNITY TOTAL BY CARRIER	RC--DOMESTIC	CV-580	554		554		
26			DC-9-10	130		130		
27			DC-9-30	139		139		
28			DC-9-30	4		4		
29			ALL TYPES	827		827	864	93.86
30		2h--DOMESTIC	DC-9-10	330		330		
31			ALL TYPES	330		330	335	96.50
32		2h--DOMESTIC	DASH-7	3834		3834		
33			BAE-146-1	1658		1658		
34			ALL TYPES	5494		5494	5625	97.54
35	COMMUNITY TOTAL	DOMESTIC	DC-9-10	460		460		
36			DASH-7	3834		3834		
37			BAE-146-1	1658		1658		
38			CV-580	554		554		
39			DC-9-30	4		4		
40			DC-9-30	139		139		
41			ALL TYPES	6651		6651	6824	97.12
42	AMNELANDER/LAND O LAKES (ONEIDA COUNTY)	RC--DOMESTIC	CV-580	742	2	744		
43			DC-9-30	32		32		
44			DC-9-30	169		169		
45			DC-9-10	110		110		
46			ALL TYPES	1073	2	1075	1088	97.42
47	MAISAU/STEVENS POINT (CENTRAL WISCONSIN)	RC--DOMESTIC	CV-580	1069	1	1069		
48			DC-9-30	951	1	952		
49			DC-9-30	400		400		
50			DC-9-10	423		423		
51			DC-9-30	2	2	2		
52			ALL TYPES	2842	4	2846	2954	94.85
53	WYOMING							
54	CASPER (CASPER AIR TERMINAL)	FL--DOMESTIC	B-737-100/200	2113		2113		
55			ALL TYPES	2113		2113	2145	98.32
56		WA--DOMESTIC	B-727-200	1		1		
57			B-727-100	64		64		
58			B-737-100/200	1		1		
59			ALL TYPES	66		66	65	100.00
60		WA--DOMESTIC	B-737-100/200	1410		1410		
61			B-727-200	15		15		
62			ALL TYPES	1425		1425	1432	98.25
63	COMMUNITY TOTAL	DOMESTIC	B-737-100/200	3526		3526		
64			B-727-200	16		16		
65			B-727-100	64		64		
66			ALL TYPES	3604		3604	3642	98.32
67	CHEYENNE (CHEYENNE MUNI)	CC--DOMESTIC	B-727-200	1		1		
68			DC-9-30	1		1		
69			DC-9-10	1		1		
70			ALL TYPES	3		3		
71		FL--DOMESTIC	B-737-100/200	5		5		
72			ALL TYPES	5		5		
73		RB--DOMESTIC	B-727-200	1		1		
74			ALL TYPES	1		1		
75		WA--DOMESTIC	B-727-100	4		4		
76			B-727-200	5		5		
77			DC-9-72	1		1		
78			ALL TYPES	10		10		
79	COMMUNITY TOTAL	DOMESTIC	B-737-200	7		7		
80			DC-9-30	1		1		
81			DC-9-30	1		1		
82			B-737-100/200	9		9		
83			B-727-100	4		4		
84			DC-9-72	1		1		
85			ALL TYPES	19		19		
86	JACKSON (JACKSON'S HOLE)	FL--DOMESTIC	B-737-100/200	1000		1000		

TABLE 7
 AIRCRAFT DEPARTURES SCHEDULED AND AIRCRAFT DEPARTURES PERFORMED,
 BY TYPE OF OPERATION, BY AIRCRAFT TYPE, BY COMMUNITY, AND BY CARRIER
 12 MONTHS ENDED DECEMBER 31, 1984

Line No.	Area, state or county Community (Airport name)	Carrier and type of operation	Type of aircraft	Total departures performed			Scheduled departures (en route)		
				Scheduled service	Non-scheduled service	All services	Number	Percent of departures scheduled	
1	2	3	4	5	6	7	8	9	
1	JACKSON'S HOLE	FL--DOMESTIC	(CONT.) ALL TYPES	1009		1009	1031	1008	97.76
2									
3		NA--DOMESTIC	B-737-100/200 ALL TYPES	663		663	677	663	97.93
4				663		663			
5	COMMUNITY TOTAL	DOMESTIC	B-737-100/200 ALL TYPES	1672		1672	1708	1671	97.83
6				1672		1672			
7	ROCK SPRINGS (ROCK SPRINGS-SWEETWATER COUNTY)	FL--DOMESTIC	B-737-100/200 ALL TYPES	1		1			
8				1		1			
9		CG--DOMESTIC	SWEAR-METRO ALL TYPES	1091		1091	1108	1091	98.46
10				1091		1091			
11	COMMUNITY TOTAL	DOMESTIC	B-737-100/200 SWEAR-METRO ALL TYPES	1092		1092	1108	1091	98.46
12				1092		1092			
13	SHERIDAN (SHERIDAN COUNTY)	FL--DOMESTIC	B-737-100/200 ALL TYPES	1		1			
14				1		1			
15	OVER-ALL TOTAL FOR 50 U.S. STATES	DOMESTIC	B-727-200 B-727-100 DC-9-80 DC-9-30 B-737-100/200 L-1011/100/20 DC-8-71 B-767-200 L-1011-300 TR B-757-200 DC-9-50 A-300B DC-8-61 DC-9-10 CV-580 BAE-146-1 L-188A/C *L-100-30 *B-737-200C *B-747 *DC-8-63F *B-747F *B-727-100 *DC-6A DC-10-40 B-747 F-27 SERIES FH-227 C-441 YS-11 DC-10-30 *DC-8-50F *DC-10-10 B-737-200C UNKNOWN-2 UNKNOWN-1 SWEAR-METRO LESS 12,500LB B-737-300 EURO AIRBUS 3 DC-9-40 BAE-146-2 DC-8-62 DC-8-63 DC-8-50 DC-8-50F *DC-9-30 *FALCON *DC-8-63 B-747SP B-747-200 DC-10-30CF *DC-8-73 BAC-111-200 F-28-4000/600 B-707-300C DC-8-61 DC-8-73 VW-700 *L-188A/C *CV-440 *DC-6 *DC-8-30 *DC-8-18 *L-100-10 *DC-8-62 DASH-7 AN-99 L-100-30 C-402/A02A *DC-9-15F ALL TYPES	1470221 337462 256752 782148 972724 88243 53465 73109 5685 27949 147239 35233 3890 180512 47515 15665 666 3312 7609 2734 2942 8849 6057 3708 20591 24784 7029 10260 362 2328 11797 5106 105865 19656 72 535 166875 2075 369 7124 7466 2962 4528 2151 301 461 114 299 1670 1227 1589 69633 47524 353 174 73 2 7497 4264 2503 2221 383 79 344 59846 7491 35 5147418	2793 795 701 4256 1690 75 1675 24 5685 15 505 7 33 193 62 1 192 2 2 1 1781 3768 20764 170 7029 26 362 97 84 14 103 22 72 31 2075 369 15 277 2962 749 191 28 2 17 20 299 1670 202 1 214 5 295 243 29 19 2 88 44 13 15 383 79 14 877 40 40 29 5164864	1473014 338257 257453 786404 976416 88338 55140 73133 5685 27964 147744 35240 3623 180705 47577 15666 678 3312 7609 2736 2944 8850 7838 3768 20764 24954 7029 10286 362 2425 11881 5120 105906 19678 72 535 166906 2075 369 7139 7763 2962 5271 2382 329 2 478 134 299 1670 1429 1590 214 69638 47819 596 203 92 2 7585 4320 2516 2236 383 79 358 40723 7491 35 29 5164864	5224773	5166108	97.72
100		INTERNATIONAL	B-727-200 *B-747 *B-747F B-707-300C DC-6 B-767 B-747SP B-747-200 DC-10-30 *DC-8-63F DC-10-10 B-727-100 L-1011-300 TR L-1011/100/20	15366 763 1620 591 4 14416 2041 1227 2230 14 3299 1201 2319 9921	12 16 31 81 4 9 45 189 8 2 3 14	15358 779 1851 472 4 22219 2096 1272 2421 24 3261 1281 2119 9935			

TABLE 7
 AIRCRAFT DEPARTURES SCHEDULED AND AIRCRAFT DEPARTURES PERFORMED,
 BY TYPE OF OPERATION, BY AIRCRAFT TYPE, BY COMMUNITY, AND BY CARRIER
 12 MONTHS ENDED DECEMBER 31, 1984

Line No.	Area, state or country Community (Airport name)	Carrier and type of operation	Type of aircraft	Total departures performed			Schedule of departures completed		
				Scheduled service	Nonscheduled service	All services	Number	Percent of departures scheduled	
1	2	3	4	5	6	7	8	9	
TOTAL FOR 50 U.S. STATES									
INTERNATIONAL									
		ICOMT-1							
		DC-9-30		1148		1148			
		B-757-200		216		216			
		A-300B		2153		2153			
		DC-9-50		66		66			
		DC-8-63		679	136	815			
		DC-8-62		255		123			
		*B-727-100			4	4			
		DC-8-50		14	50	64			
		DC-8-73		3	21	24			
		DC-8-61		8	28	36			
		DC-8-10			1	1			
		B-737-100/200		706	35	741			
		DC-3/C-47		1		1			
		M-404		158		158			
		C-411		17		17			
		SH-99		112		112			
		CV-340/440		2		2			
		*B-707-300		18		18			
		*DC-8-50		1		1			
		DC-8-71		379		379			
		DC-10-30CF		67		67			
		*B-137-200C			2	2			
		DC-9-10		73		73			
		DC-9-80		36		36			
		ALL TYPES		57318	8600	65918	57197	56159	98.18
TOTAL									
		B-727-200		1485567	2805	1488372			
		B-727-100		338743	795	339538			
		DC-9-80		256788	701	257489			
		DC-9-30		783296	4256	787552			
		B-737-100/200		973430	1725	975155			
		L-1011/100/20		94184	89	94273			
		DC-8-71		53844	1675	55519			
		B-747-200		73109	24	73133			
		L-1011-500 TR		8000	3	8003			
		B-757-200		28165	15	28180			
		DC-9-50		147305	505	147810			
		A-300B		37366	7	37373			
		*DC-8-41		3890	33	3923			
		DC-9-10		180585	193	180778			
		CV-580		47515	62	47577			
		BAC-146-1		19665	1	19666			
		L-188A/C		686	192	878			
		*L-100-30		3312		3312			
		*B-737-200C		7609	2	7611			
		*B-747		3459	16	3515			
		*DC-8-63F		2958	10	2968			
		*B-747E		10869	32	10901			
		*B-727-100		4057	1785	5842			
		B-707-300C		944	324	1268			
		DHC-6		4		4			
		*DC-6A		3708		3708			
		DC-10-40		20591	173	20764			
		B-747		39200	7968	47168			
		B-747SP		3711	9	3720			
		B-747-200		2454	247	2701			
		F-27 SERIES		7029		7029			
		FH-227		10260	26	10286			
		C-441		362		362			
		YS-11		2328	97	2425			
		DC-10-30		14035	267	14302			
		*DC-8-50F		5106	14	5120			
		DC-10-10		109104	105	109209			
		B-137-200C		19656	22	19678			
		UNKNCHN-2		72		72			
		UNKNCHN-1		535		535			
		SEAR-RETRO		166875	31	166906			
		LESS 12,500LB		2075		2075			
		B-737-300		369		369			
		EURO AIRBUS 3		7124	15	7139			
		DC-9-40		7486	277	7763			
		BAC-146-2		2962		2962			
		DL-8-62		4783	872	5655			
		DC-8-63		2870	327	3197			
		DC-8-50		515	78	593			
		DC-8-50F			2	2			
		*DC-9-30		461	17	478			
		*FALCON		114	20	134			
		*DC-8-63			299	299			
		DC-10-30CF		1656	1	1657			
		*DC-8-73			214	214			
		BAC-111-200		69633	5	69638			
		F-28-6000/600		47524	295	47819			
		DC-8-61		182	57	239			
		DL-8-13		76	40	116			
		VV-700		2		2			
		DC-8-10		6	1	7			
		DC-3/C-47		1		1			
		M-404		158		158			
		C-411		17		17			
		SH-99		7603		7603			
		CV-340/440		2		2			
		*B-707-300		18		18			
		*DC-8-50		1		1			
		*L-188A/C		7497	88	7585			
		DCV-440		4244	44	4310			
		*DC-6		2503	13	2516			
		*DC-8-30		2221	15	2236			
		*DC-8-10		383		383			
		*L-100-10		79		79			
		*DC-8-62		344		344			
		DASH-7		59844	877	60723			
		L-100-30			40	40			
		C-402/402A		35		35			
		*DC-9-15F			29	29			
		ALL TYPES		5204936	27846	5232782	5281970	5162267	97.73

TABLE 7
 AIRCRAFT DEPARTURES SCHEDULED AND AIRCRAFT DEPARTURES PERFORMED
 BY TYPE OF OPERATION, BY AIRCRAFT TYPE, BY COMMUNITY, AND BY CARRIER
 12 MONTHS ENDED DECEMBER 31, 1984

Line No.	Area, state or country Community (Airport name)	Carrier and type of operation	Type of aircraft	Total departures per month			Departures scheduled	Actual departures	Load factor (%)
				Scheduled service	Nonscheduled service	All types			
1	2	3	4	5	6	7	8	9	
1	OTHER U.S. AREAS-----								
2	AMERICAN SAMOA								
3	-----								
4	OFU, MANUA (OFU, MANUA)	HK--INTERNATIONAL	DHC-6 ALL TYPES	349 349		349	349	100.00	
5									
6	PAGO PAGO (PAGO PAGO INTERNATIONAL)	HK--INTERNATIONAL	B-707-300C ALL TYPES	163 1827 2010		163 1827 2010	2010	100.00	
7									
8	TAU MANUA (TAU MANUA)	HK--INTERNATIONAL	DHC-6 ALL TYPES	374 374		374 374	374	100.00	
9									
10	CAROLINE ISLANDS								
11	-----								
12	KUROR, PALAU IS. (KUROR)	CC--INTERNATIONAL	B-727-100 B-727-200 ALL TYPES	273 19 292		273 19 292	293	285	97.26
13									
14		HK--INTERNATIONAL	B-707-300C DHC-6 ALL TYPES	37 1 38		37 1 38	38	38	100.00
15									
16	COMMUNITY TOTAL	INTERNATIONAL	B-727-100 B-727-200 B-707-300L DHC-6 ALL TYPES	273 19 37 1 330		273 19 37 1 330	331	323	97.56
17									
18	PONAPE (PONAPE HARBOR SPB)	LC--INTERNATIONAL	B-727-100 B-727-200 ALL TYPES	345 8 353		345 8 353	349	348	99.71
19									
20	TRUK (TRUK)	CC--INTERNATIONAL	B-727-100 B-727-200 ALL TYPES	372 10 382		372 10 382	378	375	99.23
21									
22	YAP (YAP)	CC--INTERNATIONAL	B-727-100 B-727-200 ALL TYPES	209 2 211		209 2 211	209	207	99.04
23									
24	GUAM								
25	-----								
26	AGANA (AGANA FIELD)	AC--DOMESTIC	DC-10-30 ALL TYPES	154 154		154 154	159	154	96.85
27									
28		AC--INTERNATIONAL	DC-10-30 ALL TYPES	154 154		154 154	159	154	96.85
29									
30		AC--TOTAL	DC-10-30 ALL TYPES	308 308		308 308	318	308	96.85
31									
32		CC--INTERNATIONAL	B-727-100 B-727-200 DC-10-10 DC-10-30 ALL TYPES	1061 1075 63 55 2254		1061 1075 63 55 2254	2244	2216	98.75
33									
34		HK--INTERNATIONAL	B-707-300C DHC-6 ALL TYPES	235 2522 2757		235 2522 2757	2757	2757	100.00
35									
36		NB--INTERNATIONAL	B-747 ALL TYPES	208 208		208 208	209	208	99.52
37									
38		PA--INTERNATIONAL	B-747 ALL TYPES	40 40	1 1	41 41	40	40	100.00
39									
40	COMMUNITY TOTAL	DOMESTIC	DC-10-30 ALL TYPES	154 154		154 154	159	154	96.85
41									
42		INTERNATIONAL	DC-10-30 B-727-100 B-727-200 DC-10-10 B-707-300C DHC-6 B-747 ALL TYPES	209 1061 1075 63 235 2522 248 5413		209 1061 1075 63 235 2522 248 5414	5409	5375	99.37
43									
44		TOTAL	DC-10-30 B-727-100 B-727-200 DC-10-10 B-707-300C DHC-6 B-747 ALL TYPES	363 1061 1075 63 235 2522 248 5567		363 1061 1075 63 235 2522 248 5568	5568	5529	99.29
45									
46	JOHNSTON ISLAND								
47	-----								
48	JOHNSTON ISLAND (JOHNSTON AFB)	CC--INTERNATIONAL	B-727-100 B-727-200 ALL TYPES	201 4 205		201 4 205	207	201	97.10
49									
50									
51									
52									
53									
54									
55									
56									
57									
58									
59									
60									
61									
62									
63									
64									
65									
66									
67									
68									
69									
70									
71									
72									
73									
74									
75									
76									
77									
78									
79									
80									
81									
82									
83									
84									
85									
86									
87									
88									
89									
90									
91									
92									
93									
94									
95									
96									
97									
98									
99									
100									
101									
102									
103									
104									
105									
106									
107									
108									
109									
110									
111									
112									

TABLE 7
 AIRCRAFT DEPARTURES SCHEDULED AND AIRCRAFT DEPARTURES PERFORMED,
 BY TYPE OF OPERATION, BY AIRCRAFT TYPE, BY COMMUNITY, AND BY CARRIER
 12 MONTHS ENDED DECEMBER 31, 1984

Line No.	Area, state or country Community (Airport name)	Carrier and type of operation	Type of aircraft	Total departures performed			Scheduled departures	
				Scheduled service	Nonscheduled service	All service	Number	Percentage of total departures
1	2	3	4	5	6	7	8	9
MARIANA ISLANDS								
ROTA (ROTA)								
		CC---INTERNATIONAL	B-727-100	57		57		
			B-727-200	7		7		
			ALL TYPES	64		64	28	28 100.00
		HK---INTERNATIONAL	DHC-6	1904		1904		
			ALL TYPES	1904		1904	1904	1904 100.00
		INTERNATIONAL	B-727-100	57		57		
			B-727-200	7		7		
			DHC-6	1904		1904		
			ALL TYPES	1968		1968	1932	1932 100.00
		INTERNATIONAL	B-727-100	564		564		
			B-727-200	1825		1825		
			ALL TYPES	2389		2389	2372	2368 98.98
		HK---INTERNATIONAL	DHC-6	2355		2355		
			B-707-300C	43		43		
			ALL TYPES	2398		2398	2398	2398 100.00
		INTERNATIONAL	B-727-100	564		564		
			B-727-200	1825		1825		
			DHC-6	2355		2355		
			B-707-300C	43		43		
			ALL TYPES	4787		4787	4770	4766 99.49
		INTERNATIONAL	DHC-6	642		642		
			ALL TYPES	642		642	642	642 100.00
MARSHALL ISLANDS								
KWAJALEIN (KWAJALEIN TEST SITE)								
		CC---INTERNATIONAL	B-727-100	307		307		
			B-727-200	6		6		
			ALL TYPES	313		313	310	310 100.00
		CC---INTERNATIONAL	B-727-100	309		309		
			B-727-200	6		6		
			ALL TYPES	315		315	310	310 100.00
MIDWAY ISLAND								
MIDWAY ISLAND (SAND ISLAND FIELD)								
		CC---INTERNATIONAL	B-727-100	2		2		
			ALL TYPES	2		2		
PUERTO RICO								
AGUADILLA (RAAFY AFB)								
		AE---DOMESTIC	DC-6A	11		11		
			ALL TYPES	11		11	11	11 100.00
		CL---DOMESTIC	DC-8-63	55		95		
			DC-8-62	22		22		
			DC-8-50	1		1		
			ALL TYPES	118		118	145	118 81.37
		CL---INTERNATIONAL	DC-8-63	1		1		
			ALL TYPES	1		1	1	1 100.00
		CL---TOTAL	DC-8-63	96		96		
			DC-8-62	22		22		
			DC-8-50	1		1		
			ALL TYPES	119		119	146	119 81.50
		DOMESTIC	DC-6A	11		11		
			DC-8-63	55		95		
			DC-8-62	22		22		
			DC-8-50	1		1		
			ALL TYPES	129		129	156	129 82.69
		INTERNATIONAL	DC-8-63	1		1		
			ALL TYPES	1		1	1	1 100.00
		TOTAL	DC-6A	11		11		
			DC-8-63	56		96		
			DC-8-62	22		22		
			DC-8-50	1		1		
			ALL TYPES	130		130	157	130 82.80
		AA---DOMESTIC	DC-10-10	1547		1547		
			B-727-200	958		958		
			B-727-100	39		39		
			B-747F	237		237		
			DC-10-30	2		2		
			ALL TYPES	2783		2783	2797	2731 97.64
		AA---INTERNATIONAL	B-727-200	277		277		
			DL-100-30	526		526		
			DC-10-10	93		93		
			ALL TYPES	896		896	896	895 99.88
		AA---TOTAL	DC-10-10	1640		1640		
			B-727-200	1235		1235		
			B-727-100	39		39		
			B-747F	237		237		
			DC-10-30	2		2		
			DL-100-30	526		526		
			ALL TYPES	3679		3675	3693	3626 98.18
		CL---DOMESTIC	DC-8-63	384		389		

TABLE 7
AIRCRAFT DEPARTURES SCHEDULED AND AIRCRAFT DEPARTURES PERFORMED,
BY TYPE OF OPERATION, BY AIRCRAFT TYPE, BY COMMUNITY, AND BY CARRIER
12 MONTHS ENDED DECEMBER 31, 1984

Line No.	Area, state or country Community (Airport name)	Carrier and type of operation	Type of aircraft	Total departures performed			Scheduled departures performed		
				Scheduled service	Nonscheduled service	All services	Scheduled	Percent of departures scheduled	
1	PUERTO RICO INTERNATIONAL	CL--DOMESTIC	CGAT-1 DL-8-50 DC-8-62 ALL TYPES	16 189 589		16 185 594	698	585	83.81
2		CL--INTERNATIONAL	DC-8-63 DC-8-62 DC-8-90 ALL TYPES	422 11 1 434	1 1 1	423 11 1 435	462	433	93.72
3		CL--TOTAL	DC-8-63 DC-8-71 DC-8-62 ALL TYPES	806 17 200 1023	6 17	812 17 200 1029	1160	1018	87.75
4		DL--DOMESTIC	L-1011/100/20 DC-8-71 ALL TYPES	732 45 777		732 44 778	776	776	100.00
5		EA--DOMESTIC	B-727-200 L-1011/100/20 A-300B EURO AIRBUS 3 B-757-200 ALL TYPES	1322 1474 2365 29 25 5215	2 1	1324 1473 2365 29 25 5218	5230	5189	99.21
6		EA--INTERNATIONAL	L-1011/100/20 A-300B B-727-200 B-757-200 ALL TYPES	65 302 4 1 372		65 302 4 1 372	366	365	99.72
7		EA--TOTAL	B-727-200 L-1011/100/20 A-300B EURO AIRBUS 3 B-757-200 ALL TYPES	1326 1539 2667 29 26 5587	2 1	1328 1540 2667 29 26 5590	5596	5554	99.24
8		F1--DOMESTIC	*DC-8-61 *DL-8-63F *B-747 *B-747 ALL TYPES	165 89 4 1 259		165 89 4 1 259	251	221	88.04
9		F1--INTERNATIONAL	*DC-8-63F *B-747 *B-747 ALL TYPES	2 3 1 6		2 3 1 6			
10		F1--TOTAL	*DC-8-61 *DC-8-63F *B-747 *B-747 ALL TYPES	165 91 7 2 265		165 91 7 2 265	251	221	88.04
11		JB--DOMESTIC	DL-8-50 DC-8-61 DC-8-62 DC-8-63 DC-10-30 DC-10-30 B-707-300C DC-8-73 ALL TYPES	172 55 104 189 232 38 25 865	17 14 12 41 18 6 126	189 69 122 201 273 56 31 991	903	903	100.00
12		JB--INTERNATIONAL	B-707-300C DC-8-90 DC-8-63 DC-8-62 DC-10-30 ALL TYPES	5 12 5 67 1 110		5 12 5 87 1 110	112	111	99.10
13		JB--TOTAL	DC-8-50 DC-8-61 DC-8-62 DC-8-63 DC-10-30 B-707-300C DC-8-73 ALL TYPES	184 55 191 194 233 43 25 975	17 14 18 12 41 18 6 126	201 69 209 206 274 61 31 1101	1015	1014	99.90
14		FA--INTERNATIONAL	DC-10-10 DC-10-30 L-1011-500 FR B-727-200 ALL TYPES	9 1 3 3 14	1 1	10 2 3 3 16			
15	COMMUNITY TOTAL	DOMESTIC	DC-10-10 B-727-200 B-727-100 *B-747 DC-10-30 DL-8-63 DC-8-50 DC-8-62 L-1011/100/20 DC-8-71 A-300B EURO AIRBUS 3 B-757-200 *DC-8-61 *DL-8-63F *B-747 DC-8-61 B-707-300C DL-8-73 ALL TYPES	1547 2280 39 242 234 573 188 253 2206 45 2365 29 25 165 89 2 55 38 25 10488	2 14	1547 2282 39 242 275 590 205 311 2207 46 2365 29 25 165 89 14 69 56 31 10623	10655	10405	97.65
16		INTERNATIONAL	B-727-200 L-100-30 DL-1J-10 DC-8-63	264 526 102 427		284 526 103 428			

TABLE 7
AIRCRAFT DEPARTURES SCHEDULED AND AIRCRAFT DEPARTURES PERFORMED,
BY TYPE OF OPERATION, BY AIRCRAFT TYPE, BY COMMUNITY, AND BY CARRIER
12 MONTHS ENDED DECEMBER 31, 1984

Line No.	Area, state or country Community (Airport name)	Carrier and type of operation	Type of aircraft	Total departures performed			Departures scheduled	Scheduled departures completed	
				Scheduled service	Non-scheduled service	All services		Number	Percent of departures scheduled
1	2	3	4	5	6	7	8	9	
1	COMMUNITY TOTAL	INTERNATIONAL	(CONT.)						
2			DC-8-62	98		98			
3			OC-8-50	13		13			
4			L-1011/100/20	65		65			
5			A-300B	302		302			
6			B-757-200	1		1			
7			*DC-8-63F	2		2			
8			*B-747F	3		3			
9			*B-747	1		1			
10			B-707-300C	5		5			
11			OC-10-30	2	1	3			
12			L-1011-500 TR	1		1			
13			ALL TYPES	1832	3	1835	1836	1804	98.25
14		TOTAL	DC-10-10	1649	1	1650			
15			B-727-200	2564	2	2566			
16			B-727-100	39		39			
17			*B-747F	244		244			
18			DC-10-30	236	42	278			
19			*L-100-30	526		526			
20			OC-8-63	1000	18	1018			
21			OC-8-50	201	17	218			
22			OC-8-62	392	18	409			
23			L-1011/100/20	2271	1	2272			
24			DC-8-71	45	1	46			
25			A-300B	2667		2667			
26			EURC AIRBUS 3	29		29			
27			B-757-200	26		26			
28			*DC-8-61	165		165			
29			*DC-8-63F	51		51			
30			*B-747	2		2			
31			OC-8-61	55	14	69			
32			B-707-300C	43	18	61			
33			OC-8-73	25	6	31			
34			L-1011-500 TR	1		1			
35			ALL TYPES	12320	138	12458	12491	12209	97.74
36	VIRGIN ISLANDS, U.S.								
37									
38									
39									
40									
41	CHARLOTTE AMALIE (HARRY S. TRUMAN)	AA--DOMESTIC	B-727-100	541		541			
42			B-727-200	155		155			
43			ALL TYPES	656		656	715	693	96.92
44		EA--DOMESTIC	B-727-100	6		6			
45			B-727-200	239		239			
46			B-757-200	475		475			
47			ALL TYPES	720		720	730	717	98.21
48		PA--DOMESTIC	B-727-200	71		71			
49			B-727-100	1		1			
50			ALL TYPES	72		72	77	72	93.50
51		PA--INTERNATIONAL	B-727-100	3		3			
52			B-727-200	61		61			
53			ALL TYPES	64		64	61	59	96.72
54		PA--TOTAL	B-727-200	132		132			
55			B-727-100	4		4			
56			ALL TYPES	136		136	136	131	94.92
57		CH--INTERNATIONAL	B-737-100/200	93		93			
58			ALL TYPES	93		93	91	91	100.00
59		2P--DOMESTIC	B-737-100/200	71		71			
60			ALL TYPES	71		71	74	71	95.94
61		COMMUNITY TOTAL	DOMESTIC	B-727-100	548		548		
62			B-727-200	465		465			
63			B-757-200	475		475			
64			B-737-100/200	71		71			
65			ALL TYPES	1559		1559	1596	1553	97.30
66			INTERNATIONAL	B-727-100	3		3		
67			B-727-200	61		61			
68			B-737-100/200	93		93			
69			ALL TYPES	157		157	152	150	98.68
70		TOTAL	B-727-100	551		551			
71			B-727-200	526		526			
72			B-757-200	475		475			
73			B-737-100/200	164		164			
74			ALL TYPES	1716		1716	1748	1703	97.42
75		CHRISTIANSTED, ST. CROIX (ALEXANDER HAMILTON)	AA--DOMESTIC	DC-10-10	138		138		
76			B-727-100	545		545			
77			B-727-200	162		162			
78			ALL TYPES	845		845	865	863	97.43
79		AA--INTERNATIONAL	B-727-100	2		2			
80			ALL TYPES	2		2	2	2	100.00
81		AA--TOTAL	DC-10-10	138		138			
82			B-727-100	547		547			
83			B-727-200	162		162			
84			ALL TYPES	847		847	867	865	97.46
85		EA--DOMESTIC	B-727-100	7		7			
86			B-727-200	361		361			
87			B-757-200	480		480			
88			ALL TYPES	848		848	844	838	99.05
89		EA--INTERNATIONAL	B-727-200	118		118			
90			B-727-100	1		1			
91			ALL TYPES	119		119	120	119	99.16
92		EA--TOTAL	B-727-100	8		8			
93			B-727-200	479		479			
94			B-757-200	480		480			
95			ALL TYPES	967		967	966	957	99.08
96									
97									
98									
99									
100									
101									
102									
103									
104									
105									
106									
107									
108									
109									
110									
111									
112									

TABLE 7
 AIRCRAFT DEPARTURES SCHEDULED AND AIRCRAFT DEPARTURES PERFORMED,
 BY TYPE OF OPERATION, BY AIRCRAFT TYPE, BY COMMUNITY, AND BY CARRIER
 12 MONTHS ENDED DECEMBER 31, 1984

Line No.	Area, state or country Community (Airport name)	Carrier and type of operation	Type of aircraft	Total departures performed			Departures scheduled	Scheduled departures completed	
				Scheduled service	Non-scheduled service	All services		Number	Percent of departures scheduled
1	2	3	4	5	6	7	8	9	
1	ALEXANDER HAMILTON	(CGRT.)							
2		PA--DOMESTIC	B-727-200	101		101			
3			B-727-100	1		1			
4			ALL TYPES	102		102	107	102	95.32
5		GH--INTERNATIONAL	B-737-100/200	94		94			
6			ALL TYPES	94		94	91	91	100.00
7		2P--DOMESTIC	B-737-100/200	73		73			
8			ALL TYPES	73		73	75	73	97.33
9									
10									
11	COMMUNITY TOTAL	DOMESTIC	DC-10-10	138		138			
12			B-727-100	553		553			
13			B-727-200	624		624			
14			B-757-200	480		480			
15			B-737-100/200	73		73			
16			ALL TYPES	1068		1068	1893	1856	98.04
17		INTERNATIONAL	B-727-100	3		3			
18			B-727-200	118		118			
19			B-737-100/200	94		94			
20			ALL TYPES	215		215	213	212	99.53
21		TOTAL	DC-10-10	138		138			
22			B-727-100	556		556			
23			B-727-200	742		742			
24			B-757-200	480		480			
25			B-737-100/200	167		167			
26			ALL TYPES	2083		2083	2106	2068	98.19
27									
28									
29									
30	OVER--ALL TOTAL FOR OTHER U.S. AREAS	DOMESTIC	DC-10-30	388	41	429			
31			*DC-48	11		11			
32			DC-8-63	648	17	665			
33			DC-8-62	315	18	333			
34			DC-8-50	189	17	206			
35			DL-10-10	1665		1665			
36			B-727-200	3249	2	3251			
37			F-727-100	1140		1140			
38			*B-747F	241		241			
39			L-1011/100/20	2206	1	2207			
40			DC-8-71	45	1	46			
41			A-300B	2365		2365			
42			EURO AIRBUS 3	29		29			
43			B-757-200	980		980			
44			*DC-8-61	165		165			
45			*DC-8-63F	89		89			
46			*B-747	1		1			
47			DC-8-61	55	14	69			
48			B-707-300C	36	18	54			
49			DC-8-73	25	6	31			
50			B-737-100/200	144		144			
51			ALL TYPES	14198	135	14333	14459	14097	97.49
52		INTERNATIONAL	DMC-6	9974		9974			
53			B-707-300C	503		503			
54			B-727-100	3706		3706			
55			B-727-200	3425		3425			
56			DC-10-30	211	1	212			
57			DC-10-10	165	1	166			
58			B-747	248	1	249			
59			DC-8-63	428	1	429			
60			DL-100-30	526		526			
61			DC-8-62	98		98			
62			DL-8-30	13		13			
63			L-1011/100/20	65		65			
64			A-300B	302		302			
65			B-757-200	1		1			
66			*DC-8-63F	2		2			
67			*B-747F	3		3			
68			*B-747	1		1			
69			L-1011-500 TR	1		1			
70			B-737-100/200	187		187			
71			ALL TYPES	19859	4	19863	19782	19669	99.42
72		TOTAL	DMC-6	9974		9974			
73			B-707-300C	541	18	559			
74			B-727-100	4846		4846			
75			B-727-200	6754	2	6756			
76			DC-10-30	599	42	641			
77			DC-10-10	1830	1	1831			
78			B-747	248	1	249			
79			*DC-6A	11		11			
80			DC-8-63	1056	18	1114			
81			DC-8-62	413	16	431			
82			DC-8-30	202	17	219			
83			*B-747F	244		244			
84			DL-100-30	526		526			
85			L-1011/100/20	2271	1	2272			
86			DC-8-71	45	1	46			
87			A-300B	2647		2647			
88			EURO AIRBUS 3	29		29			
89			B-757-200	981		981			
90			*DC-8-61	165		165			
91			*DC-8-63F	91		91			
92			*B-747	2		2			
93			DC-8-61	55	14	69			
94			DC-8-73	25	6	31			
95			L-1011-500 TR	1		1			
96			B-737-100/200	321		321			
97			ALL TYPES	34857	139	34996	34841	33766	98.61
98									
99	FOREIGN COUNTRIES-----								
100	ANGOLA								
101									
102	LIBERIA	GA--DOMESTIC	ALL TYPES				517	516	99.61
103									
104									
105									
106									
107									
108									
109									
110									
111									
112									

TABLE 7
AIRCRAFT DEPARTURES SCHEDULED AND AIRCRAFT DEPARTURES PERFORMED,
BY TYPE OF OPERATION, BY AIRCRAFT TYPE, BY COMMUNITY, AND BY CARRIER
12 MONTHS ENDED DECEMBER 31, 1984

Line No.	Ave, state or country Community (Airport name)	Carrier and type of operation	Type of aircraft	Total departures performed			Scheduled departures completed					
				Scheduled service	Non-scheduled service	All services	Number	Percent of departures scheduled				
1	2	3	4	5	6	7	8	9				
ARGENTINA												
3	BUENOS AIRES (EZEIZA)	EA—INTERNATIONAL	L-1011/100/20	204		204	209	202	96.65			
4			ALL TYPES	204		204						
5		FT—INTERNATIONAL	MD-8-43F	7		7	98	78	79.59			
6			B-747	57		57						
7			ALL TYPES	31		31						
8		PA—INTERNATIONAL	B-747	4		4	568	556	97.80			
9			B-747SP	4		4						
10			L-1011-500 TR	548		548						
11			ALL TYPES	556		556						
12		COMMUNITY TOTAL	INTERNATIONAL	L-1011/100/20	204		204	675	636	95.54		
13			MD-8-43F	7		7						
14			B-747	57		57						
15			B-747	31		31						
16			ALL TYPES	95		95						
17			B-747	4		4						
18			B-747SP	4		4						
19			L-1011-500 TR	548		548						
20			ALL TYPES	556		556						
21			L-1011/100/20	204		204						
22			MD-8-43F	7		7						
23			B-747	57		57						
24			B-747	31		31						
25			B-747	4		4						
26			B-747SP	4		4						
27			L-1011-500 TR	548		548						
28			ALL TYPES	855		855						
AUSTRALIA												
29	BARCEL DINE (BARCEL DINE)	NC—DOMESTIC	ALL TYPES				406	376	92.61			
30												
31	MELBOURNE (TULLAMARINE INTERNATIONAL)	CC—INTERNATIONAL	DC-10-30	164		164	172	167	97.09			
32			DC-10-10	4		4						
33			ALL TYPES	168		168						
34		FT—INTERNATIONAL	B-747	36		36	270	255	94.44			
35			B-747	4		4						
36		PA—INTERNATIONAL	B-747	52		52	442	422	95.47			
37			B-747SP	205		205						
38			ALL TYPES	257		257						
39		COMMUNITY TOTAL	INTERNATIONAL	DC-10-30	164		164	442	422	95.47		
40				DC-10-10	4		4					
41			B-747	36		36						
42			B-747	4		4						
43			B-747	52		52						
44			B-747SP	205		205						
45			ALL TYPES	465		465						
46	SYDNEY (KINGFORD SMITH)	CC—INTERNATIONAL	DC-10-10	29		29	493	490	95.39			
47			DC-10-30	463		463						
48			ALL TYPES	492		492						
49		FT—INTERNATIONAL	B-747	72		72	65	61	93.84			
50			B-747	12		12						
51		PA—INTERNATIONAL	ALL TYPES	84		84	593	579	97.63			
52			B-747	255		255						
53			B-747SP	321		321						
54			B-747-200	4		4						
55		COMMUNITY TOTAL	INTERNATIONAL	DC-10-10	29		29	1151	1130	98.17		
56			DC-10-30	463		463						
57			B-747	72		72						
58			B-747	12		12						
59			ALL TYPES	580		580						
60			B-747	255		255						
61			B-747SP	321		321						
62			B-747-200	4		4						
63			ALL TYPES	1156		1156						
AUSTRIA												
64	VIENNA (SCHNEFAT)	PA—INTERNATIONAL	B-737-100/200	154		154	169	153	90.53			
65			DC-9-30	3		3						
66			ALL TYPES	160		164						
67	BANGLA											
68	FREPOT (FREPOT INTERNATIONAL)	EA—DOMESTIC	DC-9-30	1		1	732	728	99.45			
69			ALL TYPES	1		1						
70		EA—INTERNATIONAL	DC-9-30	3		3				732	728	99.45
71			B-727-100	16		16						
72			B-727-200	702		702						
73			A-300B	9		9						
74			L-1011/100/20	1		1						
75			DC-9-30	2		2						
76		EA—TOTAL	DC-9-30	4		4				732	728	99.45
77			B-727-100	16		16						
78		B-727-200	702		702							
79		A-300B	9		9							
80		L-1011/100/20	1		1							
81		DC-9-30	2		2							
82		ALL TYPES	731		731							
83	PA—INTERNATIONAL	B-727-100	3		3	1	145	19	94.65			
84		B-747	144		144							
85		DC-10-30	19		19							
86		DC-10-10	64		64							

TABLE 7
AIRCRAFT DEPARTURES SCHEDULED AND AIRCRAFT DEPARTURES PERFORMED,
BY TYPE OF OPERATION, BY AIRCRAFT TYPE, BY COMMUNITY, AND BY CARRIER
12 MONTHS ENDED DECEMBER 31, 1984

Line No.	Area, state or country Community (Airport name)	Carrier and type of operation	Type of aircraft	Total departures performed			Scheduled departures completed		
				Scheduled service	Non-scheduled service	All services	Number	Percent of departures scheduled	
1	2	3	4	5	6	7	8	9	
1	FREEDPORT INTERNATIONAL	FA--INTERNATIONAL	(CONT.)						
2			B-727-200	70		70			
3			B-747SP	6		6			
4			L-1011-500 TR	57		57			
5			B-747-200	6		6			
6		ALL TYPES	369	1	370	369	344	93.22	
7		LA--DOMESTIC	B-727-100	6		6			
8			B-727-200	274		274			
9			ALL TYPES	280		280	280	280	100.00
10		COMMUNITY TOTAL	DOMESTIC	DL-9-30	1		1		
11				B-727-100	6		6		
12				B-727-200	274		274		
13			ALL TYPES	281		281	280	280	100.00
14			INTERNATIONAL	DC-9-30	3		3		
15				B-727-100	17		17		
16				B-727-200	772		772		
17				A-300B	9		9		
18				L-1011/100/20	1		1		
19				DC-9-50	2		2		
20				B-747	144	1	145		
21				DC-10-30	19		19		
22				DC-10-10	64		64		
23				B-747SP	6		6		
24				L-1011-500 TR	57		57		
25		B-747-200		6		6			
26		ALL TYPES	1100	1	1101	1101	1072	97.36	
27		TOTAL	DC-9-30	4		4			
28			B-727-100	23		23			
29			B-727-200	1046		1046			
30			A-300B	9		9			
31	L-1011/100/20		1		1				
32	DC-9-50		2		2				
33	B-747		144	1	145				
34	DC-10-30		19		19				
35	DC-10-10		64		64				
36	B-747SP		6		6				
37	L-1011-500 TR		57		57				
38	B-747-200		6		6				
39	ALL TYPES		1301	1	1302	1301	1352	91.90	
40	GEORGETOWN (GEORGETOWN)		GN--INTERNATIONAL	C-411	1		1		
41				BH-99	37		37		
42		ALL TYPES		38		38	39	38	97.43
43	MARSH HARBOUR (MARSH HARBOUR INTERNATIONAL)	GN--INTERNATIONAL	M-404	68		68			
44			DC-3/C-47	1		1			
45			C-411	5		5			
46			BH-99	17		17			
47			BAC-111-200	1		1			
48	ALL TYPES	52		92	91	86	94.50		
49	NASSAU (NASSAU INTERNATIONAL)	AA--INTERNATIONAL	B-727-200	8		8			
50			ALL TYPES	8		8	8	8	100.00
51		DL--INTERNATIONAL	L-1011/100/20	356		356			
52			DC-9-30	373		373			
53			B-727-200	9		9			
54		ALL TYPES	738		738	738	733	99.32	
55		EA--DOMESTIC	B-727-200	1		1			
56			L-1011/100/20	2		2			
57			DC-9-30	1		1			
58		ALL TYPES	3		3				
59		EA--INTERNATIONAL	DC-9-30	372		372			
60			B-727-100	67		67			
61			B-727-200	662	25	687			
62			L-1011/100/20	292		292			
63			A-300B	622	1	623			
64	B-757-200		162		162				
65	DC-9-50		64		64				
66	EURD AIRBUS 3		4		4				
67	ALL TYPES		2241	30	2271	2279	2237	98.15	
68	EA--TOTAL		B-727-200	663	25	688			
69		L-1011/100/20	293		293				
70		DC-9-30	373		373				
71		B-727-100	67		67				
72		A-300B	622	1	623				
73		B-757-200	162		162				
74		DC-9-50	64		64				
75	EURD AIRBUS 3	4		4					
76	ALL TYPES	2244	30	2274	2279	2237	98.15		
77	FA--INTERNATIONAL	B-747	320	1	321				
78		DC-10-30	37		37				
79		B-727-200	54		54				
80		DC-10-10	118		118				
81		L-1011-500 TR	88		88				
82		B-747SP	10		10				
83	B-747-200	23		23					
84	ALL TYPES	690	1	691	692	693	97.23		
85	SI--DOMESTIC	B-707-300C	23	23	46				
86		ALL TYPES	23	23	46	23	23	100.00	
87	LA--DOMESTIC	DC-8-71	6		6				
88		B-727-100	6		12				
89		B-727-200	279		279				
90	ALL TYPES	281	6	287	281	281	100.00		
91	COMMUNITY TOTAL	DOMESTIC	B-727-200	276		276			
92			L-1011/100/20	1		1			
93			DC-9-30	1		1			
94			B-707-300C	23	23	46			

TABLE 7
 AIRCRAFT DEPARTURES SCHEDULED AND AIRCRAFT DEPARTURES PERFORMED,
 BY TYPE OF OPERATION, BY AIRCRAFT TYPE, BY COMMUNITY, AND BY CARRIER
 12 MONTHS ENDED DECEMBER 31, 1984

Line No.	Area, state or country (Community (Airport name))	Carrier and type of operation	Type of aircraft	Total departures performed			Departures scheduled	Schedule of departures completed	
				Scheduled service	Non-scheduled service	All services		Number	Percent of departures scheduled
1	2	3	4	5	6	7	8	9	
1	COMMUNITY TOTAL	DOMESTIC	(CONT.)						
2			DC-8-71		2	2			
3			B-727-100	6	4	10			
4			ALL TYPES	307	29	336	304	304	100.00
5		INTERNATIONAL	B-727-200	733	25	758			
6			L-1011/100/20	648		648			
7			DC-8-71	373		373			
8			DC-9-30	372		372			
9			B-727-100	67		67			
10			A-300B	622	1	623			
11			B-757-200	162		162			
12			DC-9-50	64		64			
13			EURO AIRBUS 3		4	4			
14			B-747	320	1	321			
15			DC-10-30	37		37			
16			DC-10-10	118		118			
17			L-1011-500 TR	88		88			
18			B-747SP	10		10			
19			B-747-200	23		23			
20			ALL TYPES	3637	31	3668	3676	3611	98.23
21		TOTAL	B-727-200	1009	25	1034			
22			L-1011/100/20	649		649			
23			DC-8-71	373	2	375			
24			DC-9-30	373		373			
25			B-727-100	73	4	77			
26			A-300B	622	1	623			
27			B-757-200	162		162			
28			DC-9-50	64		64			
29			EURO AIRBUS 3		4	4			
30			B-747	320	1	321			
31			DC-10-30	37		37			
32			DC-10-10	118		118			
33			L-1011-500 TR	88		88			
34			B-747SP	10		10			
35			B-747-200	23		23			
36			B-707-300C	23	23	46	3980	3915	98.36
37			ALL TYPES	3944	60	4004			
38			B-727-200	1009	25	1034			
39			L-1011/100/20	649		649			
40			DC-8-71	373	2	375			
41			DC-9-30	373		373			
42			B-727-100	73	4	77			
43			A-300B	622	1	623			
44			B-757-200	162		162			
45			DC-9-50	64		64			
46			EURO AIRBUS 3		4	4			
47			B-747	320	1	321			
48			DC-10-30	37		37			
49			DC-10-10	118		118			
50			L-1011-500 TR	88		88			
51			B-747SP	10		10			
52			B-747-200	23		23			
53			B-707-300C	23	23	46	3980	3915	98.36
54			ALL TYPES	3944	60	4004			
55	NORTH ELEUTHERA (NORTH ELEUTHERA)	QH--INTERNATIONAL	M-404	53		53			
56			C-411	1		1			
57			BH-99	36		36			
58			CV-340/440	1		1			
59			ALL TYPES	91		91	91	89	97.80
60	ROCK SOUND (ROCK SOUND INTERNATIONAL)	QH--INTERNATIONAL	B-737-100/200		1	1			
61			M-404	88		88			
62			C-411	4		4			
63			BH-99	1		1			
64			CV-340/440	2		2			
65			ALL TYPES	95	1	96	91	89	97.80
66	TREASURE CAY (TREASURE CAY)	QH--INTERNATIONAL	M-404	50		50			
67			C-411	5		5			
68			BH-99	36		36			
69			ALL TYPES	91		91	91	84	92.30
70	BAHRAIN								
71	BAHRAIN (MUHARRAQ)	FI--INTERNATIONAL	B-747F	2		2			
72			B-747	1		1			
73			ALL TYPES	3		3			
74	BARBADOS								
75	BRIOGETOWN (SEANELL)	AA--INTERNATIONAL	DC-10-10	468		468			
76			B-727-200	260		260			
77			ALL TYPES	728		728	732	728	99.45
78		EA--INTERNATIONAL	L-1011/100/20	109		109			
79			A-300B	535		535			
80			B-727-200	86		86			
81			ALL TYPES	730		730	732	729	99.59
82		FI--INTERNATIONAL	B-747F	13		13			
83			B-747	4		4			
84			B-747F	2		2			
85			ALL TYPES	19		19			
86		FA--INTERNATIONAL	DC-10-10	233		233			
87			B-727-200	313		313			
88			DC-10-30	17		17			
89			B-727-100	5		5			
90			L-1011-500 TR	426		426			
91			B-747	35		35			
92			B-747SP	6		6			
93			A-300B	16		16			
94			ALL TYPES	1051		1051	1078	1001	95.64
95	COMMUNITY TOTAL	INTERNATIONAL	DC-10-10	701		701			
96			B-727-200	659		659			
97			L-1011/100/20	109		109			
98			A-300B	535		535			
99			B-727-100	13		13			
100			B-747F	4		4			
101			B-747	2		2			
102			B-747F	2		2			
103			DC-10-30	17		17			
104			B-727-100	5		5			
105			L-1011-500 TR	426		426			
106			B-747	35		35			
107			B-747SP	6		6			
108			ALL TYPES	2528		2528	2542	2488	97.87
109			B-727-200	1009	25	1034			
110			L-1011/100/20	649		649			
111			DC-8-71	373	2	375			
112			DC-9-30	373		373			
			B-727-100	73	4	77			
			A-300B	622	1	623			
			B-757-200	162		162			
			DC-9-50	64		64			
			EURO AIRBUS 3		4	4			
			B-747	320	1	321			
			DC-10-30	37		37			
			DC-10-10	118		118			
			L-1011-500 TR	88		88			
			B-747SP	10		10			
			B-747-200	23		23			
			B-707-300C	23	23	46	3980	3915	98.36
			ALL TYPES	3944	60	4004			

TABLE 7
AIRCRAFT DEPARTURES SCHEDULED AND AIRCRAFT DEPARTURES PERFORMED,
BY TYPE OF OPERATION, BY AIRCRAFT TYPE, BY COMMUNITY, AND BY CARRIER
12 MONTHS ENDED DECEMBER 31, 1984

Line No.	Area/state/country Community (Airport name)	Carrier and type of operation	Type of aircraft	Total departures performed			Scheduled departures performed			
				Scheduled services	Non-scheduled services	All services	Departures scheduled	Number	Percent of departures performed	
1	2	3	4	5	6	7	8	9		
1	BELGIUM									
2	BRUSSELS (MELSBROEK)									
3		CL--INTERNATIONAL	DC-8-63	243		243				
4			DC-8-62	20		20				
5			ALL TYPES	263		263	294	258	87.75	
6		FF--INTERNATIONAL	J-747	176		176				
7			ALL TYPES	176		176	176	176	100.00	
8		FI--INTERNATIONAL	B-747F	36		36				
9			B-747	30		30				
10			ALL TYPES	66		66	53	43	81.13	
11		PA--INTERNATIONAL	B-747	2		2				
12			B-737-100/200	607		607				
13			B-737-200C	183		183				
14			B-747-200	1		1				
15			ALL TYPES	793		793	797	777	97.49	
16		QH--INTERNATIONAL	BAC-111-200	27		27				
17			ALL TYPES	27		27	26	26	100.00	
18		IS--INTERNATIONAL	L-1011/100/20	225		225				
19			B-747	2		2				
20			ALL TYPES	227		227	228	226	99.12	
21		COMMUNITY TOTAL	INTERNATIONAL	DC-8-63	243	243				
22				DC-8-62	20	20				
23				B-747	180	180				
24				B-747F	36	36				
25				B-747	30	30				
26				B-737-100/200	607	607				
27				B-737-200C	183	183				
28				B-747-200	1	1				
29				BAC-111-200	27	27				
30				L-1011/100/20	225	225				
31				ALL TYPES	1552	1552	1574	1506	95.67	
32		BERMUDA								
33		HAMILTON (KINDLEY FIELD)								
34		AA--INTERNATIONAL	B-727-100	10		10				
35			B-727-200	612		612				
36			DC-10-10	127		127				
37			ALL TYPES	749		749	759	749	98.68	
38		DL--INTERNATIONAL	L-1011/100/20	654	1	655				
39			DC-8-71	4		4				
40			ALL TYPES	658	1	659	696	690	99.13	
41		EA--DOMESTIC	A-300B	3		3				
42			L-1011/100/20	1		1				
43			ALL TYPES	4		4				
44		EA--INTERNATIONAL	B-727-200	803		803				
45			L-1011/100/20	49	10	59				
46			A-300B	641		641				
47			ALL TYPES	1493	10	1503	1503	1489	99.06	
48		EA--TOTAL	A-300B	644		644				
49			L-1011/100/20	50	10	60				
50			B-727-200	803		803				
51			ALL TYPES	1497	10	1507	1503	1489	99.06	
52		PA--INTERNATIONAL	B-727-200	227	1	228				
53			DC-10-10	14		14				
54			L-1011-500 TR	90		90				
55			DC-10-30	1	1	1				
56			B-747SP	6		6				
57			B-747	7		7				
58			B-747-200	1		1				
59			ALL TYPES	345	2	347	348	336	96.55	
60		SI--DOMESTIC	B-707-300C	57		57				
61			ALL TYPES	57		57	57	57	100.00	
62		COMMUNITY TOTAL	DOMESTIC	A-300B	3	3				
63				L-1011/100/20	1	1				
64				B-707-300C	57	57	57	57	100.00	
65				ALL TYPES	61	57	118	57	100.00	
66			INTERNATIONAL	B-727-100	10	10				
67				B-727-200	1642	1	1643			
68				DC-10-10	141		141			
69				L-1011/100/20	743	11	754			
70				DC-8-71	4		4			
71				A-300B	641		641			
72				L-1011-500 TR	90		90			
73				DC-10-30	1	1				
74				B-747SP	6		6			
75				B-747	7		7			
76				B-747-200	1		1			
77				ALL TYPES	3265	13	3278	3306	98.72	
78			TOTAL	B-727-100	10		10			
79				B-727-200	1642	1	1643			
80				DC-10-10	141		141			
81				L-1011/100/20	744	11	755			
82				DC-8-71	4		4			
83				A-300B	644		644			
84				L-1011-500 TR	90		90			
85				DC-10-30	1	1				
86				B-747SP	6		6			
87				B-747	7		7			
88				B-747-200	1		1			
89				ALL TYPES	3346	70	3416	3363	98.75	

TABLE 7
 AIRCRAFT DEPARTURES SCHEDULED AND AIRCRAFT DEPARTURES PERFORMED,
 BY TYPE OF OPERATION, BY AIRCRAFT TYPE, BY COMMUNITY, AND BY CARRIER
 12 MONTHS ENDED DECEMBER 31, 1984

Line No.	Area, state or country Community (Airport name)	Carrier and type of operation	Type of aircraft	Total departures performed			Departures scheduled	Scheduled departures performed	
				Scheduled service	Non-scheduled service	All services		Number	Percent of departures scheduled
1	2	3	4	5	6	7	8	9	
1	BOLIVIA								
2									
3									
4	LA PAZ (LA PAZ)	EA—INTERNATIONAL	B-727-200	305		305	331	300	90.63
5			ALL TYPES	305		305			
6									
7	BRAZIL								
8									
9									
10									
11	MANAUS (PONTA PELA)	FT—INTERNATIONAL	*DC-8-63F	9		9			
12			*B-747	32		32			
13			*B-747F	61		61			
14			ALL TYPES	102		102	104	99	95.19
15									
16									
17	RIO DE JANEIRO (GALEAO)	FT—INTERNATIONAL	*DC-8-63F	5		5			
18			*B-747	19		19			
19			*B-747F	30		30			
20			ALL TYPES	94		94	56	50	89.28
21									
22									
23		PA—INTERNATIONAL	B-747	14		14			
24			B-737-100/200	33		33			
25			B-747SP	73		73			
26			B-727-100	345		345			
27			L-1011-500 TR	808		808			
28			DC-10-30		1	1			
29			B-747-200	3		3			
30			ALL TYPES	1296	1	1297	1292	1278	98.91
31									
32	COMMUNITY TOTAL	INTERNATIONAL	*DC-8-63F	5		5			
33			*B-747	19		19			
34			*B-747F	30		30			
35			B-747	14		14			
36			B-737-100/200	33		33			
37			B-747SP	73		73			
38			B-727-100	345		345			
39			L-1011-500 TR	808		808			
40			DC-10-30		1	1			
41			B-747-200	3		3			
42			ALL TYPES	1350	1	1351	1348	1328	98.51
43									
44	SAO PAULO (CONGONHAS)	PA—INTERNATIONAL	B-737-100/200	32		32			
45			B-727-100	356		356			
46			ALL TYPES	388		388	384	381	99.21
47									
48	(VIRACOPOS)	FT—INTERNATIONAL	*DC-8-63F	14		14			
49			*B-747	38		38			
50			*B-747F	61		61			
51			ALL TYPES	133		133	125	98	78.40
52									
53	COMMUNITY TOTAL BY CARRIER	FT—INTERNATIONAL	*B-747	38		38			
54			*B-747F	61		61			
55			*DC-8-63F	14		14			
56			ALL TYPES	133		133	125	98	78.40
57									
58									
59		PA—INTERNATIONAL	B-737-100/200	32		32			
60			B-727-100	356		356			
61			ALL TYPES	388		388	384	381	99.21
62									
63	COMMUNITY TOTAL	INTERNATIONAL	B-737-100/200	32		32			
64			B-727-100	356		356			
65			*DC-8-63F	14		14			
66			*B-747	38		38			
67			*B-747F	61		61			
68			ALL TYPES	521		521	509	479	94.10
69									
70	BRITISH HONDURAS								
71									
72									
73	BELIZE (BELIZE INTERNATIONAL)	GH—INTERNATIONAL	B-737-100/200	26		26			
74			ALL TYPES	26		26	26	26	100.00
75									
76	BRITISH WEST INDIES								
77									
78									
79	GRAND CAYMAN (OMEN ROBERTS)	RC—DOMESTIC	DC-9-30	146		146			
80			DC-9-50	585		585			
81			DC-9-10	1		1			
82			ALL TYPES	732		732	732	728	99.45
83									
84	GRAND TURK (GRAND TURK)	QH—INTERNATIONAL	B-737-100/200	52		52			
85			ALL TYPES	52		52	52	51	98.07
86									
87									
88	ANTIGUA (CORNIDGE FIELD)	AA—INTERNATIONAL	DC-10-10	241		241			
89			B-727-200	148		148			
90			B-727-100	95		95			
91			ALL TYPES	484		484	502	473	94.22
92									
93									
94		EA—INTERNATIONAL	L-1011/100/20	2		2			
95			A-300B	174		174			
96			B-727-200	371		371			
97			B-757-200	75		75			
98			ALL TYPES	622		622	623	622	99.83
99									
100									
101		PA—INTERNATIONAL	DC-10-30	6		6			
102			B-727-200	459		459			
103			DC-10-10	46		46			
104			B-727-100	8		8			
105			L-1011-500 TR	25		25			
106			B-747	30		30			
107			B-747-200	2		2			
108			ALL TYPES	576		576	580	558	96.20
109									
110	COMMUNITY TOTAL	INTERNATIONAL	DC-10-10	287		287			
111			B-727-200	978		978			
112									

TABLE 7
 AIRCRAFT DEPARTURES SCHEDULED AND AIRCRAFT DEPARTURES PERFORMED,
 BY TYPE OF OPERATION, BY AIRCRAFT TYPE, BY COMMUNITY, AND BY CARRIER
 12 MONTHS ENDED DECEMBER 31, 1984

Line No.	Aircraft community (Airport name)	Carrier and type of operation	Type of aircraft	Total departures performed			Departures scheduled	Scheduled departures (as a percent of total)	
				Scheduled service	Nonscheduled service	All services		Number	Percent of total
1	COMMUNITY TOTAL	INTERNATIONAL	(CONT.)						
2			B-727-100	103		103			
3			L-1011/100/20	2		2			
4			A-300B	174		174			
5			B-757-200	75		75			
6			DC-10-30	6		6			
7			L-1011-500 TR	25		25			
8			B-747	30		30			
9			B-747-200	2		2			
10			ALL TYPES	1682		1682	1705	1653	96.95
11									
12	ST. KITTS (GOLDEN ROCK)	PA---INTERNATIONAL	B-727-200	201		201			
13			B-727-100	1		1			
14			ALL TYPES	202		202	214	197	92.05
15									
16									
17	ST. LUCIA (BEANE FIELD)	GA---INTERNATIONAL	B-727-200	225		225			
18			B-727-100	3		3			
19			ALL TYPES	228		228	228	228	100.00
20									
21									
22		PA---INTERNATIONAL	DC-10-30	8		8			
23			DC-10-10	96		96			
24			B-727-200	22		22			
25			L-1011-500 TR	108		108			
26			B-747	6		6			
27			B-747SP	1		1			
28			ALL TYPES	241		241	243	238	97.94
29									
30	COMMUNITY TOTAL	INTERNATIONAL	B-727-200	247		247			
31			B-727-100	3		3			
32			DC-10-30	8		8			
33			DC-10-10	96		96			
34			L-1011-500 TR	108		108			
35			B-747	6		6			
36			B-747SP	1		1			
37			ALL TYPES	469		469	471	466	98.93
38									
39									
40	CANADA								
41									
42	CALGARY, ALBERTA (CALGARY MUNICIPAL)	AA---DOMESTIC	B-727-200	913		913			
43			B-727-100	10		10			
44			ALL TYPES	923		923	939	923	98.29
45									
46		HP---DOMESTIC	B-737-100/200	60		60			
47			ALL TYPES	60		60	61	60	98.36
48									
49									
50		NA---DOMESTIC	B-727-200	1		1			
51			ALL TYPES	1		1			
52									
53		LA---DOMESTIC	B-727-100	479		479			
54			B-727-200	7		7			
55			ALL TYPES	716		717	737	716	97.15
56									
57		GA---DOMESTIC	B-737-100/200	148		148			
58			B-727-200	2756		2756			
59			DC-10-10	1		1			
60			ALL TYPES	2905		2905	2933	2897	98.77
61									
62	COMMUNITY TOTAL	DOMESTIC	B-727-200	3707		3708			
63			B-727-100	689		689			
64			B-737-100/200	208		208			
65			DC-10-10	1		1			
66			ALL TYPES	4605		4606	4670	4596	98.41
67									
68	EDMONTON, ALBERTA (INTERNATIONAL)	AA---DOMESTIC	B-727-200	347		347			
69			B-727-100	2		2			
70			ALL TYPES	349		349	356	349	98.03
71									
72									
73		NA---DOMESTIC	B-727-100	11		11			
74			B-727-200	333		333			
75			ALL TYPES	344		344	345	344	99.71
76									
77		LA---DOMESTIC	B-727-100	336		336			
78			B-727-200	19		19			
79			DC-8-71	1		1			
80			ALL TYPES	356		356	366	355	96.99
81									
82		GA---DOMESTIC	B-727-200	1206		1206			
83			ALL TYPES	1206		1206	1208	1201	99.42
84									
85	COMMUNITY TOTAL	DOMESTIC	B-727-200	1905		1905			
86			B-727-100	349		349			
87			DC-8-71	1		1			
88			ALL TYPES	2255		2255	2275	2249	98.85
89									
90	GANDER, NEWFOUNDLAND (GANDER INTERNATIONAL)	F1---INTERNATIONAL	B-747	3		3			
91			B-747F	19		19			
92			ALL TYPES	22		22			
93									
94	GOOSE BAY, LABRADOR (GOOSE BAY)	F1---INTERNATIONAL	B-747	1		1			
95			ALL TYPES	1		1			
96									
97									
98									
99	MONTREAL, QUEBEC (MONTREAL INTERNATIONAL)	AA---DOMESTIC	B-727-100	125		125			
100			B-727-200	933		933			
101			ALL TYPES	1058		1058	1068	1058	99.06
102									
103									
104		AL---DOMESTIC	JAC-111-200	223		223			
105			DC-9-30	553		556			
106			B-737-100/200	1		1			
107			ALL TYPES	777		780	787	777	98.72
108									
109		DL---DOMESTIC	B-727-200	713		713			
110			L-1011/100/20	1040		1040			
111			DC-8-71	112		112			
112			B-747-200	181		181			

TABLE 7
 AIRCRAFT DEPARTURES SCHEDULED AND AIRCRAFT DEPARTURES PERFORMED,
 BY TYPE OF OPERATION, BY AIRCRAFT TYPE, BY COMMUNITY, AND BY CARRIER
 12 MONTHS ENDED DECEMBER 31, 1984

Line No.	Area, state or country Community (Airport name)	Carrier and type of operation	Type of aircraft	Total departures performed			Scheduled departures completed			
				Scheduled service	Non-scheduled service	All services	Number	Percent of departures scheduled		
1	MONTREAL INTERNATIONAL	DL---DOMESTIC	(LCNLT.) B-757-200	17		17	2093	2061	98.47	
2			ALL TYPES	2043		2063				
3		DL---INTERNATIONAL	L-1011-500 TR	1		1				
4			ALL TYPES	1		1				
5			DL---TOTAL	B-727-200	713					713
6				L-1011/100/20	1040					1040
7				OC-8-71	112					112
8				B-767-200	181					181
9				B-757-200	17					17
10				L-1011-500 TR	1					1
11				ALL TYPES	2064					2064
12			EA---DOMESTIC	DC-9-30	302	1				303
13				B-727-100	96	1				97
14				B-727-200	2307	1				2308
15				A-300B	2					2
16				B-757-200	165					165
17				DC-9-50	178	1				179
18				L-1011/100/20	1					1
19				ALL TYPES	3050	5				3055
20			RC---DOMESTIC	DC-9-50	181					181
21				DC-9-30	455					455
22				OC-9-10	328					328
23				ALL TYPES	964					964
24			UR---DOMESTIC	SHEAR-METRO	690					690
25				F-28-4000/600		16				16
26				ALL TYPES	690	16				706
27				DC-9-30	221	1				222
28				B-727-200	3953	1				3954
29				BAC-111-200	223					223
30				DC-9-30	1310	4				1314
31				B-737-100/200	1					1
32				L-1011/100/20	1040	1				1041
33				DC-8-71	112					112
34			B-767-200	181		181				
35			B-757-200	182		182				
36			A-300B	2		2				
37			DC-9-50	359	1	360				
38			DC-9-10	328		328				
39			SHEAR-METRO	690		690				
40			F-28-4000/600		16	16				
41			ALL TYPES	8602	24	8626				
42		INTERNATIONAL	L-1011-500 TR	1		1				
43			ALL TYPES	1		1				
44		TOTAL	B-727-100	221	1	222				
45			B-727-200	3953	1	3954				
46			BAC-111-200	223		223				
47			DC-9-30	1310	4	1314				
48			B-737-100/200	1		1				
49			L-1011/100/20	1040	1	1041				
50			DC-8-71	112		112				
51			B-767-200	181		181				
52			B-757-200	182		182				
53			L-1011-500 TR	1		1				
54			A-300B	2		2				
55			DC-9-50	359	1	360				
56			DC-9-10	328		328				
57			SHEAR-METRO	690		690				
58			F-28-4000/600		16	16				
59			ALL TYPES	8602	24	8626				
60		INTERNATIONAL	L-1011-500 TR	1		1				
61			ALL TYPES	1		1				
62		TOTAL	B-727-100	221	1	222				
63			B-727-200	3953	1	3954				
64			BAC-111-200	223		223				
65			DC-9-30	1310	4	1314				
66			B-737-100/200	1		1				
67			L-1011/100/20	1040	1	1041				
68			DC-8-71	112		112				
69			B-767-200	181		181				
70			B-757-200	182		182				
71			L-1011-500 TR	1		1				
72			A-300B	2		2				
73			DC-9-50	359	1	360				
74			DC-9-10	328		328				
75			SHEAR-METRO	690		690				
76			F-28-4000/600		16	16				
77			ALL TYPES	8602	24	8626				
78		INTERNATIONAL	L-1011-500 TR	1		1				
79			ALL TYPES	1		1				
80		TOTAL	B-727-100	221	1	222				
81			B-727-200	3953	1	3954				
82			BAC-111-200	223		223				
83			DC-9-30	1310	4	1314				
84			B-737-100/200	1		1				
85			L-1011/100/20	1040	1	1041				
86			DC-8-71	112		112				
87			B-767-200	181		181				
88			B-757-200	182		182				
89			L-1011-500 TR	1		1				
90			A-300B	2		2				
91			DC-9-50	359	1	360				
92			DC-9-10	328		328				
93			SHEAR-METRO	690		690				
94			F-28-4000/600		16	16				
95			ALL TYPES	8602	24	8626				
96		INTERNATIONAL	L-1011-500 TR	1		1				
97			ALL TYPES	1		1				
98		TOTAL	B-727-100	221	1	222				
99			B-727-200	3953	1	3954				
100			BAC-111-200	223		223				
101			DC-9-30	1310	4	1314				
102			B-737-100/200	1		1				
103			L-1011/100/20	1040	1	1041				
104			DC-8-71	112		112				
105			B-767-200	181		181				
106			B-757-200	182		182				
107			L-1011-500 TR	1		1				
108			A-300B	2		2				
109			DC-9-50	359	1	360				
110			DC-9-10	328		328				
111			SHEAR-METRO	690		690				
112			F-28-4000/600		16	16				
113			ALL TYPES	8602	24	8626				
114		INTERNATIONAL	L-1011-500 TR	1		1				
115			ALL TYPES	1		1				
116		TOTAL	B-727-100	221	1	222				
117			B-727-200	3953	1	3954				
118			BAC-111-200	223		223				
119			DC-9-30	1310	4	1314				
120			B-737-100/200	1		1				
121			L-1011/100/20	1040	1	1041				
122			DC-8-71	112		112				
123			B-767-200	181		181				
124			B-757-200	182		182				
125			L-1011-500 TR	1		1				
126			A-300B	2		2				
127			DC-9-50	359	1	360				
128			DC-9-10	328		328				
129			SHEAR-METRO	690		690				
130			F-28-4000/600		16	16				
131			ALL TYPES	8602	24	8626				
132		INTERNATIONAL	L-1011-500 TR	1		1				
133			ALL TYPES	1		1				
134		TOTAL	B-727-100	221	1	222				
135			B-727-200	3953	1	3954				
136			BAC-111-200	223		223				
137			DC-9-30	1310	4	1314				
138			B-737-100/200	1		1				
139			L-1011/100/20	1040	1	1041				
140			DC-8-71	112		112				
141			B-767-200	181		181				
142			B-757-200	182		182				
143			L-1011-500 TR	1		1				
144			A-300B	2		2				
145			DC-9-50	359	1	360				
146			DC-9-10	328		328				
147			SHEAR-METRO	690		690				
148			F-28-4000/600		16	16				
149			ALL TYPES	8602	24	8626				
150		INTERNATIONAL	L-1011-500 TR	1		1				
151			ALL TYPES	1		1				
152		TOTAL	B-727-100	221	1	222				
153			B-727-200	3953	1	3954				
154			BAC-111-200	223		223				
155			DC-9-30	1310	4	1314				
156			B-737-100/200	1		1				
157			L-1011/100/20	1040	1	1041				
158			DC-8-71	112		112				
159			B-767-200	181		181				
160			B-757-200	182		182				
161			L-1011-500 TR	1		1				
162			A-300B	2		2				
163			DC-9-50	359	1	360				
164			DC-9-10	328		328				
165			SHEAR-METRO	690		690				
166			F-28-4000/600		16	16				
167			ALL TYPES	8602	24	8626				
168		INTERNATIONAL	L-1011-500 TR	1		1				
169			ALL TYPES	1		1				
170		TOTAL	B-727-100	221	1	222				
171			B-727-200	3953	1	3954				
172			BAC-111-200	223		223				
173			DC-9-30	1310	4	1314				
174			B-737-100/200	1		1				
175			L-1011/100/20	1040	1	1041				
176			DC-8-71	112		112				
177			B-767-200	181		181				
178			B-757-200	182		182				
179			L-1011-500 TR	1		1				
180			A-300B	2		2				
181			DC-9-50	359	1	360				
182			DC-9-10	328		328				
183			SHEAR-METRO	690		690				
184			F-28-4000/600		16	16				
185			ALL TYPES	8602	24	8626				
186		INTERNATIONAL	L-1011-500 TR	1		1				
187			ALL TYPES	1		1				
188		TOTAL	B-727-100	221	1	222				
189			B-727-200	3953	1	3954				
190			BAC-111-200	223		223				
191			DC-9-30	1310	4	1314				
192			B-737-100/200	1		1				
193			L-1011/100/20	1040	1	1041				
194										

TABLE 7
 AIRCRAFT DEPARTURES SCHEDULED AND AIRCRAFT DEPARTURES PERFORMED,
 BY TYPE OF OPERATION, BY AIRCRAFT TYPE, BY COMMUNITY, AND BY CARRIER
 12 MONTHS ENDED DECEMBER 31, 1984

Line No.	Area, state or country Community (Airport name)	Carrier and type of operation	Type of aircraft	Total departures performed			Number of departures performed		
				Scheduled service	Non-scheduled service	All services	Scheduled	Non-scheduled	
1	TORONTO INTERNATIONAL	AL--DOMESTIC	(CONT.)						
2			3-727-200	349		349			
3			8-737-100/200	578	41	619			
4		ALL TYPES	5708	172	5880	5806	5706	98.27	
5		EA--DOMESTIC	DC-9-30	5		5			
6			8-727-100	164		164			
7			8-727-200	1752	1	1753			
8			L-1011/100/20	404		404			
9			DC-9-50	9		9			
10			A-300B	330		330			
11		8-737-200	158		158				
12		ALL TYPES	2904	1	2907	2926	2906	99.31	
13		FT--INTERNATIONAL	8-747F	1		1			
14			ALL TYPES	1		1			
15		RC--DOMESTIC	DC-9-30	621		621			
16			DC-9-50	1262		1262			
17			DC-9-10	76	1	77			
18			8-727-200	6		6			
19			CV-580	1		1			
20		ALL TYPES	1965	2	1967	1983	1957	98.68	
21		UA--DOMESTIC	8-737-100/200	468	3	471			
22			8-727-100	222	8	230			
23			8-727-200	746	18	764			
24			DC-10-10	1		1			
25			DC-8-71	4	7	11			
26		ALL TYPES	1441	36	1477	1454	1439	98.96	
27		COMMUNITY TOTAL	DOMESTIC	3-727-100	880	8	888		
28				8-727-200	6632	19	6651		
29				DC-10-10	916		916		
30				8AC-111-200	82		82		
31				DC-9-30	5325	131	5456		
32	8-737-100/200			1046	44	1090			
33	L-1011/100/20			404		404			
34	DC-9-50			1271		1271			
35	A-300B			330		330			
36	8-737-200			158		158			
37	DC-9-10			76	1	77			
38	CV-580		1		1				
39	DC-8-71		4	7	11				
40	ALL TYPES		17164	211	17375	17371	17152	98.73	
41	INTERNATIONAL		8-747F	1		1			
42			ALL TYPES	1		1			
43	TOTAL		8-727-100	880	8	888			
44			8-727-200	6632	19	6651			
45			DC-10-10	916		916			
46			8AC-111-200	82		82			
47			DC-9-30	5325	131	5456			
48			8-737-100/200	1046	44	1090			
49			L-1011/100/20	404		404			
50			DC-9-50	1271		1271			
51			A-300B	330		330			
52			8-737-200	158		158			
53			8-747F	1		1			
54	DC-9-10		76	1	77				
55	CV-580		1		1				
56	DC-8-71		4	7	11				
57	ALL TYPES		17165	211	17376	17371	17152	98.73	
58	VANCOUVER, BR. COLUMBIA (VANCOUVER INTERNATIONAL)	FL--DOMESTIC	8-737-100/200	625		625			
59			DC-9-80	109		109			
60			ALL TYPES	734		734	744	734	98.65
61		NR--INTERNATIONAL	8-707-300C	78		78			
62			ALL TYPES	78		78	59	59	100.00
63		UA--DOMESTIC	8-727-100	13		13			
64			8-727-200	1536		1536			
65			DC-8-71	5	5	10			
66			8-737-100/200	2		2			
67			8AC-8-50F	2	2	4			
68		ALL TYPES	1551	7	1558	1563	1550	99.16	
69	WA--DOMESTIC	8-727-200	1804		1804				
70		DC-10-10	225		225				
71		8-737-100/200	5		5				
72		ALL TYPES	2034		2034	2034	2026	99.50	
73	COMMUNITY TOTAL	DOMESTIC	8-737-100/200	632		632			
74			DC-9-80	109		109			
75			8-707-300C	78		78			
76			8-727-100	13		13			
77			8-727-200	3340		3340			
78			DC-8-71	5	5	10			
79		8AC-8-50F	2	2	4				
80		DC-10-10	225		225				
81		ALL TYPES	4319	7	4326	4343	4310	99.24	
82		INTERNATIONAL	8-707-300C	78		78			
83			ALL TYPES	78		78	59	59	100.00
84	TOTAL		8-737-100/200	632		632			
85			DC-9-80	109		109			
86			8-707-300C	78		78			
87		8-727-100	13		13				
88		8-727-200	3340		3340				
89	DC-8-71	5	5	10					
90	8AC-8-50F	2	2	4					
91	DC-10-10	225		225					
92	ALL TYPES	4397	7	4404	4402	4369	99.23		
93	WINNIPEG, MANITOBA (WINNIPEG INTERNATIONAL)	FL--DOMESTIC	8-737-100/200	652		652			
94			ALL TYPES	652		652	645	652	98.64
95		NR--DOMESTIC	8-727-100	351		351			

TABLE 7
 AIRCRAFT DEPARTURES SCHEDULED AND AIRCRAFT DEPARTURES PERFORMED,
 BY TYPE OF OPERATION, BY AIRCRAFT TYPE, BY COMMUNITY, AND BY CARRIER
 12 MONTHS ENDED DECEMBER 31, 1984

Line No.	Area, state or country Community (Airport name)	Carrier and type of operation	Type of aircraft	Total departures performed			Scheduled departures community	
				Scheduled service	Non-scheduled service	All services	Number	Percent of departures included
			4	5	6	7	8	9
1	MINNEPIEG INTERNATIONAL	NA--DOMESTIC	(CONT.)					
2			B-727-200	612		612		
3			DC-10-40	128		128		
4			B-747	4		4		
5			ALL TYPES	1055		1055	1098	1093
6		COMMUNITY TOTAL	DOMESTIC	B-737-100/200	652		652	
7			B-727-100	351		351		
8		B-727-200	612		612			
9		DC-10-40	128		128			
10		B-747	4		4			
11		ALL TYPES	1747		1747	1763	1745	98.97
12	CHILE							
13	SANTIAGO (PUDAHUEZ)	EA--INTERNATIONAL	L-1011/100/20	410		410		
14			ALL TYPES	410		410	416	406
15		PA--INTERNATIONAL	L-1011-500 TR	180		180		
16			ALL TYPES	180		180	184	180
17		COMMUNITY TOTAL	INTERNATIONAL	L-1011/100/20	410		410	
18		L-1011-500 TR	180		180			
19		ALL TYPES	590		590	600	586	97.66
20	CHINA							
21	PEKING (CENTRAL)	PA--INTERNATIONAL	B-747	5		5		
22			L-1011-500 TR	48		48		
23			B-747SP	33		33		
24			B-747-200	14		14		
25			ALL TYPES	100		100	103	100
26	SHANGHAI (KIANG WAN)	NA--INTERNATIONAL	B-747	63		63		
27			ALL TYPES	63		63	63	63
28		PA--INTERNATIONAL	B-747	5	1	6		
29			L-1011-500 TR	47		47		
30			B-747SP	33		33		
31		B-747-200	13		13			
32		ALL TYPES	98	1	99	104	97	93.26
33	COMMUNITY TOTAL	INTERNATIONAL	B-747	68	1	69		
34		L-1011-500 TR	47		47			
35		B-747SP	33		33			
36		B-747-200	13		13			
37		ALL TYPES	161	1	162	167	160	95.80
38	COLOMBIA							
39	BARANQUILLA (SOL EDAD)	EA--INTERNATIONAL	B-727-200	250		250		
40			B-727-100	7		7		
41			L-1011/100/20	1		1		
42			ALL TYPES	258		258	258	257
43	BOGOTA (EL DORADO)	EA--INTERNATIONAL	B-727-200	203		203		
44			L-1011/100/20	485		485		
45			ALL TYPES	688		688	690	682
46	CMI (PALMASECA)	EA--INTERNATIONAL	B-727-200	165		165		
47			L-1011/100/20	108		108		
48			ALL TYPES	273		273	275	271
49	COSTA RICA							
50	SAN JOSE (EL CIDCO INTERNATIONAL)	EA--INTERNATIONAL	B-727-200	254		254		
51			ALL TYPES	254		254	254	254
52		QH--INTERNATIONAL	B-737-100/200	91		91		
53			ALL TYPES	91		91	91	90
54		COMMUNITY TOTAL	INTERNATIONAL	B-727-200	254		254	
55		B-737-100/200	91		91			
56		ALL TYPES	345		345	345	344	99.71
57	CUBA							
58	HAVANA (JOSE MARTI)	AA--DOMESTIC	DC-10-10	1		1		
59		ALL TYPES	1		1	1	1	100.00
60	DENMARK							
61	COPENHAGEN (KASTRUP)	NA--INTERNATIONAL	B-747	219		219		
62			ALL TYPES	219		219	221	218
63	DORINICAN REPUBLIC							
64	PUERTO PLATA (PUERTO PLATA)	CL--INTERNATIONAL	DC-8-63	137		137		
65			DC-8-62	94		94		
66			DC-8-50	6		6		
67			ALL TYPES	197		197	196	193
68		QH--INTERNATIONAL	B-737-100/200	52		52		
69		ALL TYPES	52		52	52	51	98.07

TABLE 7
 AIRCRAFT DEPARTURES SCHEDULED AND AIRCRAFT DEPARTURES PERFORMED,
 BY TYPE OF OPERATION, BY AIRCRAFT TYPE, BY COMMUNITY, AND BY CARRIER
 12 MONTHS ENDED DECEMBER 31, 1984

1 2 3 4 5 6 7 8 9 10 11 12 13 14 15 16 17 18 19 20 21 22 23 24 25 26 27 28 29 30 31 32 33 34 35 36 37 38 39 40 41 42 43 44 45 46 47 48 49 50 51 52 53 54 55 56 57 58 59 60 61 62 63 64 65 66 67 68 69 70 71 72 73 74 75 76 77 78 79 80 81 82 83 84 85 86 87 88 89 90 91 92 93 94 95 96 97 98 99 100 101 102 103 104 105 106 107 108 109 110 111 112	Area, state or country, Community (Airport name)	Carrier and type of operation	Type of aircraft	Total departures performed			Scheduled departures performed	
				Scheduled service	Non-scheduled service	All services	Number	Percent of departures scheduled
	1	2	3	4	5	6	7	8
	COMMUNITY TOTAL	INTERNATIONAL	DC-8-63 DC-8-62 DC-8-50 B-737-100/200 ALL TYPES	137 54 6 52 249		137 54 6 52 249	248	244 98.38
	SANTO DOMINGO (PUNTA CAUCEDU)	AA---INTERNATIONAL	DC-10-10 B-727-200 B-100-30 ALL TYPES	421 10 289 720		421 10 289 720	724	703 97.09
		CL---INTERNATIONAL	DC-8-63 DC-8-50 DC-8-62 ALL TYPES	213 1 4 218		213 1 4 218	240	218 90.83
		EA---INTERNATIONAL	L-1011/100/20 A-300B ALL TYPES	187 544 731		187 544 731	732	729 99.59
		CH---INTERNATIONAL	B-737-100/200 ALL TYPES	115 115		115 115	117	115 98.29
	COMMUNITY TOTAL	INTERNATIONAL	DC-10-10 B-727-200 B-100-30 DC-8-63 DC-8-50 DC-8-62 L-1011/100/20 A-300B B-737-100/200 ALL TYPES	421 10 289 213 1 6 187 544 115 1764		421 10 289 213 1 6 187 544 115 1764	1813	1765 97.35
	EQUADOR							
	GUAYAQUIL (SINGA BOLIVAR)	EA---INTERNATIONAL	B-727-200 L-1011/100/20 ALL TYPES	629 235 864		629 235 864	861	866 98.25
	QUITO (MARISCAL SUCRE)	EA---INTERNATIONAL	B-727-200 L-1011/100/20 ALL TYPES	350 134 484		350 134 484	487	480 98.56
	ARAB REPUBLIC OF EGYPT							
	CAIRO (CAIRO INTERNATIONAL)	PA---INTERNATIONAL	B-737-100/200 ALL TYPES	117 117		117 117	119	117 98.31
		Tb---INTERNATIONAL	B-747 B-747SP B-727-200 ALL TYPES	16 207 372 595		16 207 372 595	605	595 98.34
	COMMUNITY TOTAL	INTERNATIONAL	B-737-100/200 B-747 B-747SP B-727-200 ALL TYPES	117 16 207 372 712		117 16 207 372 712	724	712 98.34
	EL SALVADOR							
	SAN SALVADOR (ILOPANGO)	CL---INTERNATIONAL	DC-8-63 DC-8-62 ALL TYPES	12 26 38		12 26 38	41	38 92.68
		CH---INTERNATIONAL	B-737-100/200 ALL TYPES	84 84		84 84	86	81 94.18
	COMMUNITY TOTAL	INTERNATIONAL	DC-8-63 DC-8-62 B-737-100/200 ALL TYPES	12 26 84 122		12 26 84 122	127	119 93.70
	FIJI							
	NANDI (NANDI)	CC---INTERNATIONAL	DC-10-10 DC-10-30 ALL TYPES	53 180 233		53 180 233	216	214 99.07
		FT---INTERNATIONAL	B-747F B-747 ALL TYPES	58 6 64		58 6 64		
	COMMUNITY TOTAL	INTERNATIONAL	DC-10-10 DC-10-30 B-747F B-747 ALL TYPES	53 180 58 6 257		53 180 58 6 257	216	214 99.07
	FRANCE							
	PARIS (ORLY)	PA---INTERNATIONAL	B-747 DC-10-30 B-747SP B-737-100/200 B-747-200 ALL TYPES	339 2 3 116 29 489		339 6 3 116 29 493	482	475 98.54
	(CHARLES DEGAULLE)	Tb---INTERNATIONAL	B-747	408		408	2	470

TABLE 7
 AIRCRAFT DEPARTURES SCHEDULED AND AIRCRAFT DEPARTURES PERFORMED,
 BY TYPE OF OPERATION, BY AIRCRAFT TYPE, BY COMMUNITY, AND BY CARRIER
 12 MONTHS ENDED DECEMBER 31, 1984

Line No.	Area, state or country Community (Airport name)	Carrier and type of operation	Type of aircraft	Total departures performed			Scheduled departures completed		
				Scheduled service	Non-scheduled service	All services	Departures scheduled	Number	Percent of departures included
				4	5	6	7	8	9
1	CHARLES DEGAULLE	TL---INTERNATIONAL	(CGNT.) L-1011/100/20 B-747SP ALL TYPES	1488 2 1958		1488 2 1960	1973	1948	98.73
5	COMMUNITY TOTAL BY CARRIER	PA---INTERNATIONAL	B-737-100/200 DC-10-30 B-747 B-747-200 B-747SP ALL TYPES	116 2 339 29 3 489	4	116 6 339 29 3 493	482	475	98.54
13	COMMUNITY TOTAL	TL---INTERNATIONAL	L-1011/100/20 B-747 B-747SP ALL TYPES	1488 468 2 1958	2	1488 470 2 1960	1973	1948	98.73
18	COMMUNITY TOTAL	INTERNATIONAL	B-747 DC-10-30 B-747SP B-737-100/200 B-747-200 L-1011/100/20 ALL TYPES	607 2 5 116 29 1488 2447	2 4	809 6 5 116 29 1488 2453	2455	2423	98.69
24	FRENCH ANTILLES								
29	MARTINIQUE (LAURENTIN)	AA---INTERNATIONAL	B-727-200 B-727-100 DC-10-10 ALL TYPES	102 2 1 105		102 2 1 105	106	104	98.11
36		EA---INTERNATIONAL	B-727-200 B-727-100 ALL TYPES	419 5 424		419 5 424	423	423	100.00
39		PA---INTERNATIONAL	B-747 B-727-200 DC-10-30 DC-10-10 L-1011-500 TR B-747-200 B-727-100 ALL TYPES	24 36 15 17 45 1 1 139	1	24 36 16 17 45 1 1 140	138	136	98.55
47	COMMUNITY TOTAL	INTERNATIONAL	B-727-200 B-727-100 DC-10-10 B-747 DC-10-30 L-1011-500 TR B-747-200 ALL TYPES	557 8 18 24 15 45 1 668	1	557 8 18 24 16 45 1 669	667	663	99.40
57	GUADELOUPE (LE RAIZET)	AA---INTERNATIONAL	DC-10-10 B-727-200 B-727-100 ALL TYPES	1 102 2 105		1 102 2 105	106	104	98.11
65		EA---INTERNATIONAL	3-727-200 B-727-100 ALL TYPES	244 4 248		244 4 248	190	190	100.00
67		PA---INTERNATIONAL	B-747 B-727-200 JC-10-30 DC-10-10 L-1011-500 TR B-747-200 ALL TYPES	26 39 15 17 44 2 143		26 39 15 17 44 2 143	135	134	99.25
75	COMMUNITY TOTAL	INTERNATIONAL	DC-10-10 B-727-200 B-727-100 B-747 DC-10-30 L-1011-500 TR B-747-200 ALL TYPES	18 385 6 26 15 44 2 496		18 385 6 26 15 44 2 496	431	428	99.30
84	FRENCH POLYNESIA								
87	PAPEETE (PAPEETE)	HK---INTERNATIONAL	B-707-300C ALL TYPES	53 53		53 53	53	53	100.00
91	GABON								
94	DCHA (DCHA INTL)	FT---INTERNATIONAL	*B-747 *B-747F ALL TYPES	1 1 2		1 1 2			
98	GERMANY								
102	BERLIN (TEGEL)	PA---INTERNATIONAL	B-737-100/200 B-737-200C *B-737-200C B-747 ALL TYPES	10847 1920 244 1 13012	753	11600 1944 256 1 13804	12544	12277	97.71
106	COLOGNE/DUSSLDORF/BONN (LOMAUSEN)	PA---INTERNATIONAL	B-737-100/200 B-747SP B-747-200	9 10 1		9 10 1			

TABLE 7
 AIRCRAFT DEPARTURES SCHEDULED AND AIRCRAFT DEPARTURES PERFORMED
 BY TYPE OF OPERATION, BY AIRCRAFT TYPE, BY COMMUNITY, AND BY CARRIER
 12 MONTHS ENDED DECEMBER 31, 1984

Line No.	Ave. state or country Community (Airport name)	Carrier and type of operation	Type of aircraft	Total departures performed			Departures scheduled	Scheduled departures	
				Scheduled service	Non-scheduled service	All services		Number	Percentage of total
				4	5	6	7	8	9
1	LÜHLSSEN	PA---INTERNATIONAL	(CDNE.) ALL TYPES	23		20	22	20	90.90
2		QH---INTERNATIONAL	BAC-111-200 ALL TYPES	13		13	13	13	81.25
3	AIRPORT TOTAL	INTERNATIONAL	B-737-100/200 B-747SP B-747-200 BAC-111-200 ALL TYPES	9		9	38	33	86.84
4	(WÄHN AIRPORT)	NC---INTERNATIONAL	DC-10-30 ALL TYPES	3		3			
5	COMMUNITY TOTAL BY CARRIER	PA---INTERNATIONAL	B-737-100/200 B-747-200 B-747SP ALL TYPES	9		9	22	20	90.90
6		QH---INTERNATIONAL	BAC-111-200 ALL TYPES	13		13	16	13	81.25
7	COMMUNITY TOTAL	INTERNATIONAL	DC-10-30 ALL TYPES	3		3			
8		INTERNATIONAL	B-737-100/200 B-747SP B-747-200 BAC-111-200 DC-10-30 ALL TYPES	5		9	38	33	86.84
9	FRANKFURT (RHEIN MAIN)	CL---INTERNATIONAL	DC-8-63 DC-8-62 ALL TYPES	52		52	98	68	69.38
10		DL---INTERNATIONAL	L-1011-500 TR L-1011/100/20 ALL TYPES	434		434	436	433	99.31
11		FJ---INTERNATIONAL	*B-747F *DC-8-63F *B-747 *DC-8-61 ALL TYPES	255		255	363	325	89.53
12		NA---INTERNATIONAL	B-747 ALL TYPES	155	2	157	154	154	100.00
13		PA---INTERNATIONAL	B-747 B-747SP DC-10-13 L-1011-500 TR B-737-100/200 B-737-200C *B-737-200C B-747-200 DC-10-30 ALL TYPES	1298	1	1299	4868	4880	97.20
14		QH---INTERNATIONAL	BAC-111-200 ALL TYPES	51		51	53	50	94.33
15		TV---INTERNATIONAL	DC-8-63 ALL TYPES	1		1	2	1	50.00
16		TR---INTERNATIONAL	B-747 L-1011/100/20 B-747SP ALL TYPES	659		659	803	791	98.50
17		NC---INTERNATIONAL	DC-10-30CF B-747 DC-10-30 ALL TYPES	69	42	111	348	333	95.68
18	COMMUNITY TOTAL	INTERNATIONAL	DC-8-63 DC-8-62 L-1011-500 TR L-1011/100/20 *B-747F *DC-8-63F *B-747 *DC-8-61 B-747 B-747SP DC-10-10 B-737-100/200 B-737-200C *B-737-200C B-747-200 DC-10-30 BAC-111-200 DC-10-30CF ALL TYPES	53		53	9240	8947	96.82
19		INTERNATIONAL	B-747 ALL TYPES	169		169	171	168	98.24
20		PA---INTERNATIONAL	B-737-100/200 B-737-200C B-747 B-747-200 ALL TYPES	2877	35	2912	3314	3257	98.28
21	COMMUNITY TOTAL	INTERNATIONAL	B-747 B-737-100/200 B-737-200C B-747-200	173		173			
22		INTERNATIONAL	B-737-100/200 B-737-200C B-747-200	2877	35	2912			
23		INTERNATIONAL	B-747-200	490		490			
24		INTERNATIONAL	B-747	4		4			
25		INTERNATIONAL	B-747-200	1		1			
26		INTERNATIONAL	ALL TYPES	3372	35	3407			
27		INTERNATIONAL	B-747	173		173			
28		INTERNATIONAL	B-737-100/200	2877	35	2912			
29		INTERNATIONAL	B-737-200C	490		490			
30		INTERNATIONAL	B-747-200	1		1			
31		INTERNATIONAL	ALL TYPES	3388		3388			

TABLE 7
 AIRCRAFT DEPARTURES SCHEDULED AND AIRCRAFT DEPARTURES PERFORMED,
 BY TYPE OF OPERATION, BY AIRCRAFT TYPE, BY COMMUNITY, AND BY CARRIER
 12 MONTHS ENDED DECEMBER 31, 1984

Line No.	Area, state or country Community (Airport name)	Carrier and type of operation	Type of aircraft	Total departures performed			Scheduled departures completed		
				Scheduled service	Nonscheduled service	All services	Number	Percent of departures scheduled	
1	2	3	4	5	6	7	8	9	
1	COMMUNITY TOTAL	INTERNATIONAL	(CONT.) ALL TYPES	3941	35	3576	3485	3425	98.27
4	LANDSPUHL (RAMSTEIN AB)	FI---INTERNATIONAL	*B-747F ALL TYPES	1		1	1		
9	MUNICH (MUNICH)	PA---INTERNATIONAL	B-747 B-737-100/200 B-737-200C DC-10-30 B-747-200 ALL TYPES	343 2243 368 1 19 2974	60	343 2303 371 1 19	2889	2839	98.26
16		TV---INTERNATIONAL	B-747 ALL TYPES	214 214		214 214	222	214	96.39
20	COMMUNITY TOTAL	INTERNATIONAL	B-747 B-737-100/200 B-737-200C DC-10-30 B-747-200 ALL TYPES	557 2243 368 1 19 3188	60	557 2303 371 1 19	3111	3053	98.13
26	NUREMBERG (NUREMBERG)	PA---INTERNATIONAL	B-737-100/200 B-737-200C ALL TYPES	720 134 854	6	726 134 860	863	847	98.14
31	STUTTGART (ECHTERDINGEN AIR BASE)	PA---INTERNATIONAL	B-737-100/200 B-737-200C ALL TYPES	1462 328 1790		1462 328 1790	1772	1740	98.19
36	GREECE								
40	ATHENS (ATHENS CENTRAL)	TV---INTERNATIONAL	B-747 B-747SP B-727-200 L-1011/100/20 ALL TYPES	250 88 469 188 1035		290 88 469 188	1039	1024	98.55
46	GUATEMALA								
49	GUATEMALA CITY (LA AURORA)	PA---INTERNATIONAL	B-727-100 DC-10-30 DC-10-10 B-727-200 ALL TYPES	94 37 4 526 661		94 37 4 526 661	666	661	99.24
56		GH---INTERNATIONAL	B-737-100/200 ALL TYPES	83 83		83 83	86	81	94.18
59	COMMUNITY TOTAL	INTERNATIONAL	B-727-100 DC-10-30 DC-10-10 B-727-200 B-737-100/200 ALL TYPES	94 37 4 526 83 744		94 37 4 526 83 744	752	742	98.67
66	PAPUA NEW GUINEA								
69	PORT MORESBY (JACKSON FIELD)	HK---INTERNATIONAL	B-707-300C JMC-6 ALL TYPES	27 766 813		27 766 813	813	813	100.00
74	HAITI								
78	PORT AU PRINCE (PORT AU PRINCE)	AA---INTERNATIONAL	B-727-100 DC-10-10 B-727-200 B-747-200 ALL TYPES	2 139 213 296 650		2 139 213 296 650	654	650	99.38
83		GL---INTERNATIONAL	DC-8-63 DC-8-62 ALL TYPES	4 49 73		4 49 73	76	73	96.05
89		EA---INTERNATIONAL	A-300B L-1011/100/20 B-727-200 ALL TYPES	142 227 13 382		142 227 13 382	382	382	100.00
93		JB---INTERNATIONAL	B-707-300C DC-8-50 DC-8-63 DC-8-62 ALL TYPES	3 11 5 58 77	44 53 44 34	47 64 49 92	78	78	100.00
96		GH---INTERNATIONAL	B-737-100/200 ALL TYPES	206 206		206 206	208	202	97.11
102	COMMUNITY TOTAL	INTERNATIONAL	B-727-100 DC-10-10 B-727-200 B-747-200 DC-8-63 DC-8-62 A-300B L-1011/100/20 B-707-300C DC-8-50 B-737-100/200	2 139 226 296 9 127 142 227 3 11 206	44 53 44 34	47 64 49 92 161 142 227 47 64 206			

TABLE 7
 AIRCRAFT DEPARTURES SCHEDULED AND AIRCRAFT DEPARTURES PERFORMED,
 BY TYPE OF OPERATION, BY AIRCRAFT TYPE, BY COMMUNITY, AND BY CARRIER
 12 MONTHS ENDED DECEMBER 31, 1984

Line No.	Ave. state or country Community (Airport name)	Carrier and type of operation	Type of aircraft	Total departures performed			Departures scheduled	Schedule of departures completed	
				Scheduled service	Nonscheduled service	All services		Number	Percent of departures included
1	COMMUNITY TOTAL	INTERNATIONAL	(CGNT.) ALL TYPES	1388	175	1563	1398	1385	99.07
2									
3	HONDURAS								
4									
5	SAN PEDRO SULA (SAN PEDRO SULA)	CL--INTERNATIONAL	DC-8-63 DC-8-62 ALL TYPES	12 27 39		12 27 39	42	39	92.85
6									
7									
8									
9									
10									
11									
12									
13									
14	COMMUNITY TOTAL	INTERNATIONAL	DC-8-63 DC-8-62 B-737-100/200 ALL TYPES	12 27 91 130		12 27 91 130	133	125	93.98
15									
16	TEGUCIGALPA (TONGONTIN INTERNATIONAL)	CH--INTERNATIONAL	B-737-100/200 ALL TYPES	51 51		51 51	91	84	94.50
17									
18									
19									
20									
21									
22									
23									
24									
25									
26									
27									
28									
29									
30									
31									
32									
33									
34									
35									
36									
37									
38									
39									
40									
41									
42									
43									
44									
45									
46									
47									
48	COMMUNITY TOTAL	INTERNATIONAL	B-727-100 DC-8-63F B-747 B-747F ALL TYPES	76 1 202 271 474		76 1 202 271 474	469	422	87.84
49									
50									
51									
52									
53									
54									
55									
56									
57									
58									
59									
60									
61									
62									
63									
64									
65									
66									
67									
68									
69									
70									
71									
72									
73									
74									
75									
76									
77									
78									
79									
80									
81									
82									
83									
84									
85									
86									
87									
88									
89									
90									
91									
92									
93									
94									
95									
96									
97									
98									
99									
100									
101									
102									
103									
104									
105									
106									
107									
108									
109									
110									
111									
112	COMMUNITY TOTAL	INTERNATIONAL	B-747F	32		32	32	32	100.00

TABLE 7
AIRCRAFT DEPARTURES SCHEDULED AND AIRCRAFT DEPARTURES PERFORMED,
BY TYPE OF OPERATION, BY AIRCRAFT TYPE, BY COMMUNITY, AND BY CARRIER
12 MONTHS ENDED DECEMBER 31, 1984

Line No.	Area, state or country Community (Airport name)	Carrier and type of operation	Type of aircraft	Total departures performed			Departures scheduled	Scheduled departures completed	
				Scheduled service	Non-scheduled service	All services		Number	Percent of departures scheduled
1	2	3	4	5	6	7	8	9	
1	COMMUNITY TOTAL	INTERNATIONAL	(CONT.)						
2			B-747	24		24			
3			*DC-8-61	1		1			
4			B-747	432		432			
5			B-747SP	2		2			
6			DC-8-63	99		99			
7			B-747-200	19		19			
8			ALL TYPES	609		609	618	579	93.68
9	ISRAEL								
10									
11									
12	TEL AVIV (BEN GURION)	CL--INTERNATIONAL	DC-8-63	29		29			
13			ALL TYPES	29		29	30	29	96.66
14		FF--INTERNATIONAL	B-747	87		87			
15			ALL TYPES	87		87	87	87	100.00
16		TV--INTERNATIONAL	DC-8-63	1		1			
17			ALL TYPES	1		1	2	1	50.00
18		TK--INTERNATIONAL	B-747	94		94			
19			B-747SP	4		6			
20			B-727-200	75		75			
21			L-1011/100/20	461		461			
22			ALL TYPES	636		636	644	635	98.60
23	COMMUNITY TOTAL	INTERNATIONAL	DC-8-63	30		30			
24			B-747	101		101			
25			B-747SP	6		6			
26			B-727-200	75		75			
27			L-1011/100/20	461		461			
28			ALL TYPES	753		753	763	752	98.55
29	ITALY								
30									
31	MILAN (MALPENSA)	TK--INTERNATIONAL	B-747	388		388			
32			B-747SP	44		44			
33			B-727-200	1		1			
34			ALL TYPES	433		433	450	431	95.77
35	ROME (CIAMPINO)	TK--INTERNATIONAL	B-747	1		1			
36			B-747SP	1		1			
37			ALL TYPES	2		2			
38	(LEONARDO DA VINCI)	PA--INTERNATIONAL	B-747	245		245			
39			B-737-100/200	117		117			
40			B-747-200	116		116			
41			ALL TYPES	478		478	484	477	98.55
42		TK--INTERNATIONAL	B-747	687		687			
43			B-747SP	182		182			
44			B-727-200	345		345			
45			L-1011/100/20	374		374			
46			ALL TYPES	1588		1588	1613	1586	98.32
47	AIRPORT TOTAL	INTERNATIONAL	B-747	932		932			
48			B-737-100/200	117		117			
49			B-747-200	116		116			
50			B-747SP	182		182			
51			B-727-200	345		345			
52			L-1011/100/20	374		374			
53			ALL TYPES	2066		2066	2097	2063	98.37
54	COMMUNITY TOTAL BY CARRIER	PA--INTERNATIONAL	B-737-100/200	117		117			
55			B-747	245		245			
56			B-747-200	116		116			
57			ALL TYPES	478		478	484	477	98.55
58		TK--INTERNATIONAL	B-727-200	345		345			
59			L-1011/100/20	374		374			
60			B-747	688		688			
61			B-747SP	183		183			
62			ALL TYPES	1590		1590	1613	1586	98.32
63	COMMUNITY TOTAL	INTERNATIONAL	B-747	933		933			
64			B-747SP	183		183			
65			B-737-100/200	117		117			
66			B-747-200	116		116			
67			B-727-200	345		345			
68			L-1011/100/20	374		374			
69			ALL TYPES	2068		2068	2097	2063	98.37
70	JAMAICA								
71									
72	KINGSTON (PALISADES)	AA--INTERNATIONAL	B-727-100	1		1			
73			DC-10-10	336		336			
74			B-727-200	27		27			
75			ALL TYPES	364		364	365	363	99.45
76		EA--INTERNATIONAL	DC-9-30	7		7			
77			B-727-100	110		110			
78			B-727-200	240		240			
79			L-1011/100/20	2		2			
80			B-300B	6		6			
81			ALL TYPES	365		365	366	363	99.18
82		PA--INTERNATIONAL	B-747	6		6			
83			DC-10-30	28		28			
84			B-727-200	28		28			
85			DC-10-30	28		28			
86			L-1011-300 TR	26		26			
87			ALL TYPES	116		114	119	114	95.79
88		GH--INTERNATIONAL	B-737-100/200	265		265			
89			ALL TYPES	245		245	271	264	97.41

TABLE 7
AIRCRAFT DEPARTURES SCHEDULED AND AIRCRAFT DEPARTURES PERFORMED,
BY TYPE OF OPERATION, BY AIRCRAFT TYPE, BY COMMUNITY, AND BY CARRIER
12 MONTHS ENDED DECEMBER 31, 1984

Line No.	Area, state or country Community (Airport name)	Carrier and type of operation	Type of aircraft	Total departures performed			Departures scheduled	Schedule of departures completed	
				Scheduled service	Non-scheduled service	All services		Number	Percent of departures scheduled
1	2	3	4	5	6	7	8	9	
1	COMMUNITY TOTAL	INTERNATIONAL	B-727-100	111		111			
2			DC-10-10	362		362			
3			B-727-200	295		295			
4			DC-9-30	7		7			
5			L-1011/100/20	2		2			
6			A-300B	6		6			
7			B-747	6		6			
8			DC-10-30	28		28			
9			L-1011-500 TR	26		26			
10			B-737-100/200	265		265			
11			ALL TYPES	1108		1108	1121	1104	99.48
12									
13	MONTGOMERY BAY (MONTGOMERY BAY INTERNATIONAL)	AA---INTERNATIONAL	B-727-100	1		1			
14			DC-10-10	330		330			
15			B-727-200	35		35			
16			ALL TYPES	366		366	367	365	99.45
17									
18		EA---INTERNATIONAL	B-727-100	14		14			
19			B-727-200	53		53			
20			L-1011/100/20	367		367			
21			A-300B	70		70			
22			B-757-200	1		1			
23			ALL TYPES	525		525	523	522	99.80
24									
25		PA---INTERNATIONAL	B-747	7	2	9			
26			B-727-200	30	3	33			
27			DC-10-30	29	2	31			
28			DC-10-10	26		26			
29			L-1011-500 TR	27		27			
30			ALL TYPES	119	7	126	119	113	94.95
31									
32		QH---INTERNATIONAL	B-737-100/200	181		181			
33			ALL TYPES	181		181	181	176	97.23
34									
35	COMMUNITY TOTAL	INTERNATIONAL	B-727-100	15		15			
36			DC-10-10	356		356			
37			B-727-200	118	3	121			
38			L-1011/100/20	387		387			
39			A-300B	70		70			
40			B-757-200	1		1			
41			B-747	7	2	9			
42			DC-10-30	29	2	31			
43			L-1011-500 TR	27		27			
44			B-737-100/200	181		181			
45			ALL TYPES	1191	7	1198	1190	1176	98.62
46									
47	JAPAN								
48									
49									
50	NAGOYA (KANAKI)	CC---INTERNATIONAL	B-727-100	70		70			
51			B-727-200	303		303			
52			ALL TYPES	373		373	363	363	100.00
53									
54									
55	OKINAWA (NAHA AFB)	NB---INTERNATIONAL	B-747	277		277			
56			ALL TYPES	277		277	276	272	98.55
57									
58									
59	OSAKA (OSAKA INTERNATIONAL)	FT---INTERNATIONAL	B-747	112		112			
60			B-747F	190		190			
61			ALL TYPES	302		302	312	287	91.98
62									
63									
64									
65		KA---INTERNATIONAL	B-747	736		736			
66			B-747F	82		82			
67			ALL TYPES	818		818	892	812	91.03
68									
69		PA---INTERNATIONAL	B-747	89		89			
70			B-747SP	7		7			
71			L-1011-500 TR	136		136			
72			B-727-200	304		304			
73			B-747-200	16		16			
74			ALL TYPES	551		551	575	545	94.78
75									
76	COMMUNITY TOTAL	INTERNATIONAL	B-747	112		112			
77			B-747F	272		272			
78			B-747	824		824			
79			B-747SP	7		7			
80			L-1011-500 TR	136		136			
81			B-727-200	304		304			
82			B-747-200	16		16			
83			ALL TYPES	1671		1671	1779	1644	92.41
84									
85	TOKYO (NARITA)	CC---INTERNATIONAL	B-727-100	154		154			
86			B-727-200	723		723			
87			ALL TYPES	877		877	878	864	98.40
88									
89									
90		FT---INTERNATIONAL	B-747	1		1			
91			B-747F	1017		1017			
92			B-747	1343		1343			
93			ALL TYPES	2361		2361	2468	2230	90.35
94									
95		NA---INTERNATIONAL	B-747	3770		3770			
96			B-747F	1028	1	1029			
97			ALL TYPES	4798		4799	4813	4786	99.02
98									
99		PA---INTERNATIONAL	B-747	1515		1515			
100			B-747SP	794		794			
101			L-1011-500 TR	180		180			
102			B-747-200	277		277			
103			B-727-200	215		215			
104			ALL TYPES	2981		2981	2993	2960	98.89
105									
106		UA---INTERNATIONAL	B-747	355		355			
107			DC-10-30	1		1			
108			ALL TYPES	356		356	364	355	97.92
109									
110	COMMUNITY TOTAL	INTERNATIONAL	B-727-100	154		154			
111			B-727-200	930		930			
112			B-747-300	1		1			

TABLE 7
 AIRCRAFT DEPARTURES SCHEDULED AND AIRCRAFT DEPARTURES PERFORMED,
 BY TYPE OF OPERATION, BY AIRCRAFT TYPE, BY COMMUNITY, AND BY CARRIER
 12 MONTHS ENDED DECEMBER 31, 1984

Line No.	Area, state or country (Community (Airport name))	Carrier and type of operation	Type of aircraft	Total departures performed			Scheduled departures completed	
				Scheduled service	Non-scheduled service	All services	Number	Percent of departures scheduled
1	2	3	4	5	6	7	8	9
1	COMMUNITY TOTAL	INTERNATIONAL	(CONT.)					
2			*B-747	1017		1017		
3			*B-747F	2371	1	2372		
4			B-747	5640		5640		
5			B-747SP	194		194		
6			L-1011-500 TR	180		180		
7			B-747-200	277		277		
8			DC-10-30	1		1		
9			ALL TYPES	11373	1	11374	11516	11175 97.03
10	KENYA							
11								
12	NAIROBI	PA--INTERNATIONAL	B-747	71		71		
13	(NAIROBI)		B-747-200	28		28		
14			ALL TYPES	99		99	99	100.00
15	KUWAIT							
16								
17	KUWAIT	FT--INTERNATIONAL	*B-747F	1		1		
18	(KUWAIT)		ALL TYPES	1		1		
19		TA--INTERNATIONAL	B-727-200	65		65		
20			B-747SP	13		13		
21			ALL TYPES	98		98	102	98 96.07
22	COMMUNITY TOTAL	INTERNATIONAL	*B-747F	1		1		
23			B-727-200	85		85		
24			B-747SP	13		13		
25			ALL TYPES	99		99	102	98 96.07
26	LIBERIA							
27								
28	MONROVIA/ROBERTSFIELD	PA--INTERNATIONAL	B-747	220		220		
29	(ROBERTSFIELD)		B-747SP	125		125		
30			B-747-200	62		62		
31			ALL TYPES	407		407	407	100.00
32	MALAYSIA							
33								
34	KUALA LUMPUR	FT--INTERNATIONAL	*B-747	21		21		
35	(SUBANG)		*B-747F	74		74		
36			ALL TYPES	105		105	106	86 81.13
37	MEXICO							
38								
39	ACAPULCO	AA--INTERNATIONAL	B-727-100	35		35		
40	(PLAN DE LOS AMATES)		B-727-200	619		619		
41			DC-10-10	31		31		
42			ALL TYPES	685		685	688	678 98.54
43		CC--INTERNATIONAL	B-727-200	278		278		
44			DC-10-10	73		73		
45			B-727-100	9		9		
46			DC-9-30	10		10		
47			DC-9-10	1		1		
48			ALL TYPES	371		371	376	368 97.07
49		EA--INTERNATIONAL	L-1011/100/20	364		364		
50			ALL TYPES	364		364	368	363 96.64
51		NA--INTERNATIONAL	B-727-200	123		124		
52			DC-10-10	220		220		
53			ALL TYPES	343	1	344	341	335 98.24
54	COMMUNITY TOTAL	INTERNATIONAL	B-727-100	44		44		
55			B-727-200	1020	1	1021		
56			DC-10-10	324		324		
57			DC-9-30	10		10		
58			DC-9-10	1		1		
59			L-1011/100/20	364		364		
60			ALL TYPES	1764	1	1764	1773	1744 98.36
61	CANCUN	AA--INTERNATIONAL	B-727-200	444		444		
62	(CANCUN)		B-727-100	1		1		
63			ALL TYPES	445		445	445	444 99.77
64		CC--INTERNATIONAL	B-727-200	335		335		
65			DC-9-30	62		62		
66			ALL TYPES	397		397	398	395 99.24
67		EA--INTERNATIONAL	B-727-200	450		450		
68			B-727-100	4		4		
69			ALL TYPES	454		454	458	454 99.12
70		SI--DOMESTIC	B-707-300C	49	49	98		
71			ALL TYPES	49	49	98	51	49 96.07
72		LA--DOMESTIC	B-727-200	321		321		
73			DC-8-71	27		27		
74			DC-10-10	1		1		
75			ALL TYPES	349		349	350	349 99.71
76	COMMUNITY TOTAL	DOMESTIC	B-707-300C	49	49	98		
77			B-727-200	321		321		
78			DC-8-71	27		27		
79			DC-10-10	1		1		
80			ALL TYPES	399	49	447	401	398 99.23
81		INTERNATIONAL	B-727-200	1229		1229		
82			B-727-100	5		5		
83			DC-9-30	62		62		

TABLE 7
 AIRCRAFT DEPARTURES SCHEDULED AND AIRCRAFT DEPARTURES PERFORMED,
 BY TYPE OF OPERATION, BY AIRCRAFT TYPE, BY COMMUNITY, AND BY CARRIER
 12 MONTHS ENDED DECEMBER 31, 1984

Line No.	Area, state or country Community (Airport name)	Carrier and type of operation	Type of aircraft	Total departures performed			Schedule of departures completed		
				Scheduled service	Non-scheduled service	All services	Number	Percent of departures scheduled	
1	2	3	4	5	6	7	8	9	
1	COMMUNITY TOTAL	INTERNATIONAL	(CONT.) ALL TYPES	1296		1296	1304	1293	99.36
2		TOTAL		1550		1550			
3			B-727-200	5		5			
4			B-727-100	62		62			
5			DC-9-30	49	49	98			
6			B-707-300C	27		27			
7			DC-8-71	1		1			
8			JL-10-10	1		1			
9			ALL TYPES	1694	49	1743	1702	1691	97.35
10	COZUMEL (COZUMEL INTERNATIONAL)	AA---INTERNATIONAL	B-727-200	442		442			
11			B-727-100	1		1			
12			ALL TYPES	443		443	443	443	100.00
13		CC---INTERNATIONAL	B-727-200	154		154			
14			DC-9-30	50		50			
15			ALL TYPES	204		204	287	283	98.60
16		LA---DOMESTIC	B-727-200	59	3	102			
17			DC-8-71	13	20	33			
18			DC-10-10	1		1			
19			ALL TYPES	113	23	136	113	113	100.00
20	COMMUNITY TOTAL	DOMESTIC	B-727-200	59	3	102			
21			DC-8-71	13	20	33			
22			DC-10-10	1		1			
23			ALL TYPES	113	23	136	113	113	100.00
24		INTERNATIONAL	B-727-200	636		636			
25			B-727-100	1		1			
26			DC-9-30	50		50			
27			ALL TYPES	727		727	730	726	99.45
28		TOTAL	B-727-200	735	3	738			
29			B-727-100	1		1			
30			DC-9-30	90		90			
31			DC-8-71	13	20	33			
32			DC-10-10	1		1			
33			ALL TYPES	840	23	863	843	839	99.52
34	GUADALAJARA (GUADALAJARA)	AA---INTERNATIONAL	B-727-200	257		257			
35			B-727-100	3		3			
36			ALL TYPES	260		260	261	260	99.61
37		NA---INTERNATIONAL	B-727-200	377		377			
38			DC-10-10	4		4			
39			ALL TYPES	381		381	382	381	99.73
40	COMMUNITY TOTAL	INTERNATIONAL	B-727-200	634		634			
41			B-727-100	3		3			
42			DC-10-10	4		4			
43			ALL TYPES	641		641	643	641	99.68
44	MANZANILLO (MANZANILLO)	CC---INTERNATIONAL	B-727-200	4		4			
45			DC-9-30	81		81			
46			DC-9-10	2		2			
47			ALL TYPES	87		87	87	87	100.00
48	MAZATLAN (MAZATLAN)	FL---DOMESTIC	B-737-100/200	449		449			
49			DC-9-80	20		20			
50			ALL TYPES	469		469	475	469	98.73
51		RC---DOMESTIC	B-727-200		8	8			
52			DC-9-30	269		269			
53			DC-9-50	3	1	4			
54			DC-9-80	65	3	68			
55			DC-9-10	29		29			
56			ALL TYPES	366	12	378	366	366	100.00
57		NA---INTERNATIONAL	B-727-200	204		204			
58			DC-10-10	29		29			
59			ALL TYPES	235		235	235	226	96.17
60	COMMUNITY TOTAL	DOMESTIC	B-737-100/200	449		449			
61			DC-9-80	85	3	88			
62			B-727-200	269	8	269			
63			DC-9-30	3		3			
64			DC-9-10	29	1	29			
65			ALL TYPES	835	12	847	841	835	99.28
66		INTERNATIONAL	B-727-200	204		204			
67			DC-10-10	29		29			
68			ALL TYPES	235		235	235	226	96.17
69		TOTAL	B-737-100/200	449		449			
70			DC-9-80	85	3	88			
71			B-727-200	204	8	214			
72			DC-9-30	269		269			
73			DC-9-50	3	1	4			
74			DC-9-80	65		65			
75			DC-9-10	29		29			
76			ALL TYPES	1070	12	1082	1076	1061	98.60
77	MEHIDA (MERIDA)	EA---INTERNATIONAL	B-727-200	1		1			
78			ALL TYPES	1		1			
79	MEXICO CITY (MEXICO CITY INTERNATIONAL)	AA---INTERNATIONAL	B-727-100	206		206			
80			B-727-200	1111		1111			
81			ALL TYPES	1377		1377	1378	1376	99.85
82		CC---INTERNATIONAL	B-727-200	516		516			
83			DC-9-10	25		25			
84			DC-9-30	115		115			
85			B-727-100	158		158			

TABLE 7
 AIRCRAFT DEPARTURES SCHEDULED AND AIRCRAFT DEPARTURES PERFORMED,
 BY TYPE OF OPERATION, BY AIRCRAFT TYPE, BY COMMUNITY, AND BY CARRIER
 12 MONTHS ENDED DECEMBER 31, 1984

Line No.	Area, state or country Community (Airport name)	Carrier and type of operation	Type of aircraft	Total departures performed			Departures scheduled	Scheduled departures completed	
				Scheduled service	Nonscheduled service	All services		Number	Percent of departures scheduled
1	2	3	4	5	6	7	8	9	
1	MEXICO CITY INTERNATIONAL	CC--INTERNATIONAL	(CONT.)						
2			DC-10-10	179		179			
3			DC-9-80	36		36			
4			ALL TYPES	1019		1019	1019	1017	99.80
5			EA--INTERNATIONAL	J-727-200	1029		1029		
6		L-1011/100/20		689		689			
7		B-727-100		4		4			
8			ALL TYPES	1722		1722	1737	1718	98.90
9			PA--INTERNATIONAL	B-727-100	148		148		
10				B-747	297		297		
11				L-1011-500 TR	54		54		
12				DC-10-30	74	1	75		
13				DC-10-10	11		11		
14				B-727-200	1537		1537		
15			B-747-200	16		16			
16			ALL TYPES	2137	1	2138	2209	2133	96.55
17			NA--INTERNATIONAL	B-727-200	379		379		
18				DC-10-10	357		357		
19				ALL TYPES	736		736	735	732
20		COMMUNITY TOTAL	INTERNATIONAL	B-727-100	576		576		
21				B-727-200	4572		4572		
22				DC-9-10	15		15		
23				DC-9-30	115		115		
24			DC-10-10	547		547			
25			DC-9-80	36		36			
26			L-1011/100/20	689		689			
27			B-747	297		297			
28			L-1011-500 TR	54		54			
29			DC-10-30	74	1	75			
30			B-747-200	16		16			
31			ALL TYPES	6951	1	6952	7073	6976	98.55
32									
33	MONTERREY	CC--INTERNATIONAL	DC-9-10	42		42			
34	(DEL NORTE INTERNATIONAL)			DC-9-30	102		102		
35				B-727-200	19		19		
36				B-727-100	133		133		
37				ALL TYPES	297		297	295	98.99
38									
39	PUERTO VALLARTA	AA--INTERNATIONAL	B-727-100	6		6			
40	(PUERTO VALLARTA)			B-727-200	359		359		
41			ALL TYPES	365		365	365	99.72	
42		CC--INTERNATIONAL	DC-9-10	9		9			
43				DC-9-30	214		214		
44				B-727-200	9		9		
45			ALL TYPES	231		231	231	100.00	
46		FI--DOMESTIC	B-737-100/200	323		323			
47				DC-9-30	11		11		
48			ALL TYPES	432		432	413	96.34	
49		RE--DOMESTIC	DC-9-30	104		104			
50				DC-9-10	2		2		
51				DC-9-30	114		114		
52				DC-9-80	65	2	67	353	368
53			ALL TYPES	363	2	373	368	100.00	
54		NA--INTERNATIONAL	B-727-200	133		133			
55				DC-10-10	124		124		
56				ALL TYPES	257		257	253	98.81
57	COMMUNITY TOTAL	DOMESTIC	B-737-100/200	433		433			
58			DC-9-10	46	2	48			
59			DC-9-30	164		164			
60			DC-9-80	3		3			
61			DC-9-30	115		115			
62			ALL TYPES	770	2	772	776	99.77	
63		INTERNATIONAL	B-727-100	6		6			
64				B-727-200	533		533		
65				DC-9-10	9		9		
66				DC-9-30	214		214		
67				DC-10-10	124		124		
68				ALL TYPES	853		853	850	99.52
69		TOTAL	B-727-100	6		6			
70				B-727-200	500		500		
71				DC-9-10	12		12		
72				DC-9-30	357		357		
73				B-737-100/200	383		383		
74				DC-9-80	64	2	66		
75			DC-9-30	116		116			
76			DC-10-10	124		124			
77			ALL TYPES	1623	2	1625	1628	99.26	
78									
79		CC--INTERNATIONAL	DC-9-10	6		6			
80				DC-9-30	104		104		
81				DC-10-10	4		4		
82				B-727-200	15		15		
83			ALL TYPES	129		129	130	127	97.69
84		SI--DOMESTIC	B-707-300C	1	1	2			
85				ALL TYPES	1	1	2		
86		NA--INTERNATIONAL	B-727-200	139		139			
87				ALL TYPES	139		139	140	137
88	COMMUNITY TOTAL	DOMESTIC	B-707-300C	1	1	2			
89			ALL TYPES	1	1	2			
90		INTERNATIONAL	DC-9-10	6		6			
91				DC-9-30	104		104		
92				DC-10-10	4		4		
93				B-727-200	154		154		
94				ALL TYPES	268		268	270	266
95									
96									
97									
98									
99									
100									
101									
102									
103									
104									
105									
106									
107									
108									
109									
110									
111									
112									

TABLE 7
AIRCRAFT DEPARTURES SCHEDULED AND AIRCRAFT DEPARTURES PERFORMED,
BY TYPE OF OPERATION, BY AIRCRAFT TYPE, BY COMMUNITY, AND BY CABIN
12 MONTHS ENDED DECEMBER 31, 1984

Line No.	Area, state or country Community (Airport name)	Carrier and type of operation	Type of aircraft	Total departures performed			Scheduled departures completed	
				Scheduled service	Non-scheduled service	All services	Number	Percent of departures scheduled
1	2	3	4	5	6	7	8	9
1	COMMUNITY TOTAL	(CCAT.)	TOTAL	6	0	6	264	97.77
2			DC-9-10	104	0	104		
3			DC-10-10	4	0	4		
4			B-727-200	154	0	154		
5			B-707-300C	1	1	2		
6			ALL TYPES	269	1	270	264	97.77
7								
8	NETHERLANDS							
9								
10								
11								
12	AMSTERDAM (Schiphol)	CA--INTERNATIONAL	DC-111-200 ALL TYPES	42	0	42	41	95.36
13				42	0	42		
14								
15								
16		IB--INTERNATIONAL	L-1011/100/20 B-747 ALL TYPES	447	0	447	449	98.66
17				3	0	3		
18				452	0	450		
19								
20	COMMUNITY TOTAL	INTERNATIONAL	BAC-111-200 L-1011/100/20 B-747 ALL TYPES	42	0	42	498	98.39
21				447	0	447		
22				3	0	3		
23				452	0	492	490	98.39
24								
25	NETHERLANDS ANTILLES							
26								
27								
28								
29	ARUBA (Princess Beatrix)	AA--INTERNATIONAL	DC-10-10 B-727-200 ALL TYPES	156	0	156	367	99.45
30				210	0	210		
31				366	0	366		
32								
33		EA--INTERNATIONAL	B-727-100 B-727-200 ALL TYPES	2	0	2	681	99.55
34				677	0	677		
35				679	0	679		
36								
37		FA--INTERNATIONAL	DC-10-30 J-727-200 ALL TYPES	5	0	5	85	98.82
38				79	0	79		
39				84	0	84		
40								
41	COMMUNITY TOTAL	INTERNATIONAL	DC-10-10 B-727-200 B-727-100 DC-10-30 ALL TYPES	156	0	156	1129	99.47
42				966	0	966		
43				2	0	2		
44				5	0	5		
45				1129	0	1129	1127	99.47
46								
47	CURACAO (DR. Plesman)	AA--INTERNATIONAL	DC-10-10 B-727-200 ALL TYPES	154	0	154	362	99.72
48				207	0	207		
49				361	0	361		
50								
51								
52		EA--INTERNATIONAL	B-727-100 B-727-200 L-1011/100/20 ALL TYPES	1	0	1	341	99.41
53				538	0	538		
54				339	0	365		
55								
56		FI--INTERNATIONAL	B-747F B-747 ALL TYPES	36	0	32	703	99.57
57				22	0	22		
58				54	0	54		
59								
60	COMMUNITY TOTAL	INTERNATIONAL	DC-10-10 B-727-200 B-727-100 L-1011/100/20 B-747F B-747 ALL TYPES	154	0	154	703	99.57
61				542	0	542		
62				1	0	1		
63				1	0	1		
64				32	0	32		
65				22	0	22		
66				754	0	760		
67								
68	ST. MAARTEN (SULZMA)	AA--INTERNATIONAL	B-727-200 DC-10-10 B-727-100 ALL TYPES	411	0	411	832	98.07
69				331	0	331		
70				85	0	85		
71				827	0	827		
72								
73								
74								
75		EA--INTERNATIONAL	L-1011/100/20 A-300B B-727-200 B-757-200 ALL TYPES	1	0	1	456	99.78
76				191	0	191		
77				146	0	146		
78				38	0	38		
79				456	0	456		
80								
81		FA--INTERNATIONAL	DC-10-30 B-727-200 DC-10-10 L-1011-500 FR B-747-200 B-747 B-747SP B-727-100 ALL TYPES	95	12	107	427	96.59
82				123	0	123		
83				35	3	38		
84				122	0	122		
85				3	0	3		
86				41	0	41		
87				5	0	5		
88				6	0	6		
89				430	15	445		
90								
91	COMMUNITY TOTAL	INTERNATIONAL	B-727-200 DC-10-10 B-727-100 L-1011/100/20 A-300B B-757-200 DC-10-30 L-1011-500 FR B-747-200 B-747 B-747SP ALL TYPES	720	3	720	1716	98.65
92				366	0	369		
93				41	0	41		
94				1	0	1		
95				191	0	191		
96				78	0	78		
97				95	12	107		
98				122	0	122		
99				3	0	3		
100				41	0	41		
101				5	0	5		
102				1733	15	1748	1693	98.65
103								
104	NEW ZEALAND							
105								
106								
107	AUCKLAND (Auckland International)	CC--INTERNATIONAL	DC-10-10 DC-10-30 ALL TYPES	31	0	31	383	99.21
108				370	0	370		
109				381	0	381		
110								
111		FA--INTERNATIONAL	B-747	316	0	316		
112								

TABLE 7
 AIRCRAFT DEPARTURES SCHEDULED AND AIRCRAFT DEPARTURES PERFORMED,
 BY TYPE OF OPERATION, BY AIRCRAFT TYPE, BY COMMUNITY, AND BY CARRIER
 12 MONTHS ENDED DECEMBER 31, 1984

Line No.	Area, state or country Community (Airport name)	Carrier and type of operation	Type of aircraft	Total departures performed			Scheduled departures completed		
				Scheduled service	Nonscheduled service	All services	Departures scheduled	Number	Percent of departures scheduled
1	2	3	4	5	6	7	8	9	
1	AUCKLAND INTERNATIONAL	PA---INTERNATIONAL	(CONT.) B-747SP B-747-200 ALL TYPES	103 6 425		103 6 425	427	422	98.82
5	COMMUNITY TOTAL	INTERNATIONAL	DC-10-10 DC-10-30 B-747 B-747SP B-747-200 ALL TYPES	11 370 316 103 6 806		11 370 316 103 6 806	810	802	99.01
12	NIGERIA								
16	LAGOS (LAGOS)	PA---INTERNATIONAL	B-747 B-747-200 ALL TYPES	142 54 156		142 54 156	198	196	98.98
20	NORWAY								
24	OSLO (GARDERMOEN)	NB---INTERNATIONAL	B-747 ALL TYPES	177 177		177 177	160	177	98.33
28	OMAN								
31	MUSCAT (SEEB)	F7---INTERNATIONAL	B-747F ALL TYPES	1 1		1 1			
35	PAKISTAN								
38	KARACHI (HIDRUPUR)	PA---INTERNATIONAL	B-747 B-747-200 ALL TYPES	253 3 255		253 3 256	253	253	100.00
42	PANAMA								
46	BALBOA C-2 (PANAMA CITY TOCUREN)	EA---INTERNATIONAL	B-727-200 L-1011/100/20 B-727-100 ALL TYPES	475 1026 9 1510		475 1026 9 1510	1504	1462	97.23
51		3C---INTERNATIONAL	B-707-300 ALL TYPES	1 1 2		1 1 2	2	2	100.00
55	COMMUNITY TOTAL	INTERNATIONAL	B-727-200 L-1011/100/20 B-727-100 B-707-300 ALL TYPES	475 1026 9 1 1 1512		475 1026 9 1 1 1512	1506	1464	97.21
62	PARAGUAY								
66	ASUNCION (ASUNCION)	EA---INTERNATIONAL	B-727-200 ALL TYPES	154 154		154 154	175	153	87.42
70	PERU								
73	IGUAYES (TTE. BERGIERE)	3C---INTERNATIONAL	B-707-300 ALL TYPES	0 6		0 6	6	6	100.00
77	LIMA (J. CHAVEZ INTERNATIONAL)	EA---INTERNATIONAL	B-727-200 L-1011/100/20 ALL TYPES	141 181 322		141 181 322	443	319	72.00
81		3C---INTERNATIONAL	B-707-300 B-707-300 ALL TYPES	14 1 15		14 1 15	15	15	100.00
85	COMMUNITY TOTAL	INTERNATIONAL	B-727-200 L-1011/100/20 B-707-300 B-707-300 ALL TYPES	141 181 14 1 337		141 181 14 1 337	458	334	72.92
92	PHILIPPINES								
94	LUZON ISLAND (CLARK FIELD)	F7---INTERNATIONAL	B-747F ALL TYPES	1 1		1 1			
99	MANILA (MANILA INTERNATIONAL)	CC---INTERNATIONAL	B-727-100 B-727-200 ALL TYPES	220 30 250		220 30 250	253	247	97.62
103		F7---INTERNATIONAL	B-747 B-747F ALL TYPES	74 80 154		74 80 154	155	151	97.41
107		NB---INTERNATIONAL	B-747 B-747F ALL TYPES	508 2 510		508 2 510	510	506	99.21
111		PA---INTERNATIONAL	B-747	152		152			

TABLE 7
 AIRCRAFT DEPARTURES SCHEDULED AND AIRCRAFT DEPARTURES PERFORMED,
 BY TYPE OF OPERATION, BY AIRCRAFT TYPE, BY COMMUNITY, AND BY CARRIER
 12 MONTHS ENDED DECEMBER 31, 1984

Line No.	Area, state or country Community (Airport name)	Carrier and type of operation	Type of aircraft	Total departures performed			Schedule of departures completed		
				Scheduled service	Non-scheduled service	All services	Departures scheduled	Number	Percent of departures included
				4	5	6	7	8	9
1	MANILA INTERNATIONAL	PA--INTERNATIONAL	(CCNY) B-747SP	2		2			
2			B-747-500 TR	26		30			
3			B-747-200	45		45			
4			ALL TYPES	225		225	226	224	99.11
5	COMMUNITY TOTAL	INTERNATIONAL	B-727-100	220		220			
6			B-727-200	30		30			
7			B-747	74		74			
8			B-747F	82		82			
9			B-747	660		660			
10			B-747SP	2		2			
11			L-1011-500 TR	26		26			
12			B-747-200	45		45			
13			ALL TYPES	1139		1139	1144	1128	98.60
14	PORTUGAL								
15	LISBON (PORTELAS)	TA--INTERNATIONAL	B-747	5		5			
16			L-1011/100/20	407		407	412	408	99.02
17			ALL TYPES	412		412			
18	SAUDI ARABIA								
19	DHAKRAH (DHAKRAH)	FI--INTERNATIONAL	B-747F	7		7			
20			B-747	6		6			
21			ALL TYPES	13		13			
22		FA--INTERNATIONAL	B-747SP	260		260			
23			B-747	9		9	264	261	98.86
24			ALL TYPES	269		269			
25	COMMUNITY TOTAL	INTERNATIONAL	B-747F	7		7			
26			B-747	6		6			
27			B-747SP	260		260			
28			B-747	9		9	264	261	98.86
29			ALL TYPES	282		282			
30	JEDDAH (JEDDAH INTL)	FI--INTERNATIONAL	B-747	6		6			
31			B-747F	12		12			
32			ALL TYPES	18		18			
33	SENEGAL								
34	DAKAR (MALLAC FIELD)	FA--INTERNATIONAL	B-747	90		90			
35			B-747-200	57		57			
36			B-747SP	52		52	199	199	100.00
37			ALL TYPES	199		199			
38	SINGAPORE								
39	SINGAPORE (SINGAPORE)	FI--INTERNATIONAL	B-747	79		79			
40			B-747F	131		131			
41			ALL TYPES	210		210	211	177	83.84
42		NA--INTERNATIONAL	B-747F	30		30	32	30	93.75
43			ALL TYPES	30		30			
44		PA--INTERNATIONAL	B-747	46		46			
45			B-747SP	326		326			
46			B-747-200	2		2			
47			ALL TYPES	374		374	381	373	97.90
48	COMMUNITY TOTAL	INTERNATIONAL	B-747	79		79			
49			B-747F	161		161			
50			B-747	40		40			
51			B-747SP	326		326			
52			B-747-200	2		2	624	580	92.94
53			ALL TYPES	614		614			
54	SOUTH AFRICA								
55	JOHANNESBURG (JAN SMUTS)	PA--INTERNATIONAL	B-747	39		39			
56			B-747SP	62		62			
57			B-747-200	3		3	104	104	100.00
58			ALL TYPES	104		104			
59	SOUTH KOREA								
60	SEOUL (KIMPO INTERNATIONAL)	FI--INTERNATIONAL	B-747	127		127			
61			B-747F	147		147			
62			ALL TYPES	274		274	299	265	88.42
63		NA--INTERNATIONAL	B-747	848		848			
64			B-747F	181		181			
65			ALL TYPES	1029		1029	1063	1031	96.98
66		PA--INTERNATIONAL	L-1011-500 TR	52		52			
67			B-747	68		68			
68			B-747SP	73		73			
69			B-727-200	86		86			
70			B-747-200	30		30			
71			ALL TYPES	369		369	311	309	99.33
72	COMMUNITY TOTAL	INTERNATIONAL	B-747	127		127			
73			B-747F	320		320			
74			B-747	928		928			
75			L-1011-500 TR	52		52			
76			B-747SP	73		73			

TABLE 7
AIRCRAFT DEPARTURES SCHEDULED AND AIRCRAFT DEPARTURES PERFORMED,
BY TYPE OF OPERATION, BY AIRCRAFT TYPE, BY COMMUNITY, AND BY CARRIER
12 MONTHS ENDED DECEMBER 31, 1984

Line No.	Area, state or country Community (Airport name)	Carrier and type of operation	Type of aircraft	Total departures performed			Departures scheduled	Scheduled departures completed	
				Scheduled service	Nonscheduled service	All services		Number	Percent of departures scheduled
1	2	3	4	5	6	7	8	9	
1	COMMUNITY TOTAL	INTERNATIONAL	(CONT.)						
2			B-727-200	56		56			
3			B-747-200	30		30			
4			ALL TYPES	1612		1612	1673	1605	95.93
5									
6	SPAIN								
7									
9	BARCELONA (BARCELONA)	TA--INTERNATIONAL	L-1011/100/20	114		114			
10			B-747	149		149			
11			B-747SP	26		26			
12			ALL TYPES	289		289	294	287	97.61
13									
14									
15	MADRID (GARCIA MORAÑO)	CH--INTERNATIONAL	BAC-111-200	1		1			
16			DC-8-10	8		8			
17			ALL TYPES	9		9	22	8	36.36
18									
19									
20		TA--INTERNATIONAL	B-747	596		596			
21			B-747SP	62		62			
22			ALL TYPES	658		658	668	656	98.20
23									
24	COMMUNITY TOTAL	INTERNATIONAL	BAC-111-200	1		1			
25			DC-8-10	8		8			
26			B-747	596		596			
27			B-747SP	62		62			
28			ALL TYPES	667		667	690	664	96.23
29									
30									
31	MALAGA (MALAGA)	TA--INTERNATIONAL	B-747	3		3			
32			ALL TYPES	3		3	3	2	66.66
33									
34									
35	SWEDEN								
36									
37	STOCKHOLM (ARLANDA)	AB--INTERNATIONAL	B-747	138		138			
38			ALL TYPES	138		138	139	138	99.28
39									
40									
41	SWITZERLAND								
42									
43	GENEVA (COINTRAIN)	PA--INTERNATIONAL	B-737-100/200	572		572			
44			B-737-200C	36		36			
45			DC-10-30	1		1			
46			ALL TYPES	608	1	609	612	608	99.34
47									
48									
49	ZURICH (KLOTEN AIRPORT)	FI--INTERNATIONAL	B-747	4		4			
50			B-747F	22		22			
51			ALL TYPES	26		26	26	24	92.30
52									
53									
54		FA--INTERNATIONAL	B-747	330		330			
55			B-737-100/200	743	40	783			
56			B-737-200C	123	6	129			
57			B-747SP	19		19			
58			B-747-200	17		17			
59			DC-10-30	1		1			
60			ALL TYPES	1233	46	1279	1226	1220	99.51
61									
62		CH--INTERNATIONAL	BAC-111-200	1		1			
63			DC-8-10	1		1			
64			ALL TYPES	2		2	4	1	25.00
65									
66		TA--INTERNATIONAL	L-1011/100/20	225		225			
67			ALL TYPES	225		225	229	223	97.37
68									
69	COMMUNITY TOTAL	INTERNATIONAL	B-747	4		4			
70			B-747F	22		22			
71			B-747	330		330			
72			B-737-100/200	743	40	783			
73			B-737-200C	123	6	129			
74			B-747SP	19		19			
75			B-747-200	17		17			
76			DC-10-30	1		1			
77			BAC-111-200	1		1			
78			DC-8-10	1		1			
79			L-1011/100/20	225		225			
80			ALL TYPES	1466	46	1512	1485	1468	98.85
81									
82	TAIWAN								
83									
84									
85	KAOHSIUNG (KAOHSIUNG INTERNATIONAL)	FI--INTERNATIONAL	B-747	1		1			
86			ALL TYPES	1		1			
87									
88									
89	TAIPEI (SUNG SHAN)	AC--DOMESTIC	DC-10-30	78		78	80	78	97.50
90			ALL TYPES	78		78			
91									
92		AC--INTERNATIONAL	DC-10-30	78		78			
93			ALL TYPES	78		78	80	78	97.50
94									
95		AC--TOTAL	DC-10-30	156		156	160	156	97.50
96			ALL TYPES	156		156			
97									
98		CC--INTERNATIONAL	B-727-100	76		76			
99			ALL TYPES	76		76	79	76	96.20
100									
101		FI--INTERNATIONAL	B-747	325		325			
102			B-747F	521		521			
103			ALL TYPES	846		846	825	784	84.75
104									
105		AB--INTERNATIONAL	B-747	429		429			
106			B-747F	353		353			
107			ALL TYPES	982		982	1004	988	98.61
108									
109		PA--INTERNATIONAL	B-747SP	139		139			
110			L-1011-900 TR	18		18			
111									
112									

TABLE 7
 AIRCRAFT DEPARTURES SCHEDULED AND AIRCRAFT DEPARTURES PERFORMED,
 BY TYPE OF OPERATION, BY AIRCRAFT TYPE, BY COMMUNITY, AND BY CARRIER
 12 MONTHS ENDED DECEMBER 31, 1984

Line No.	Area, state or country Community (Airport name)	Carrier and type of operation	Type of aircraft	Total departures performed			Departures scheduled	Scheduled departures completed			
				Scheduled service	Nonscheduled service	All services		Number	Percent of departures scheduled		
1	2	3	4	5	6	7	8	9			
1	SUNG SHAN	PA---INTERNATIONAL	(COMT.)								
2			B-747	1		1					
3			B-727-200	1			1				
4			ALL TYPES	159			159	157	157	100.00	
5			COMMUNITY TOTAL	DOMESTIC	DC-10-30	78		78	80	78	97.50
6					ALL TYPES	78		78			
7				INTERNATIONAL	DC-10-30	78		78			
8					B-727-100	76		76			
9					B-747	325		325			
10					B-747F	674		674			
11					B-747	630		630			
12					B-747SP	139		139			
13					L-1011-500 TR	18		18			
14					B-727-200	1		1			
15					ALL TYPES	2141		2141	2245	2063	91.89
16				TOTAL	DC-10-30	156		156			
17					B-727-100	76		76			
18					B-747	325		325			
19					B-747F	674		674			
20					B-747	630		630			
21					B-747SP	139		139			
22					L-1011-500 TR	18		18			
23					B-727-200	1		1			
24					ALL TYPES	2219		2219	2325	2141	92.08
25					DC-10-30	156		156			
26					B-727-100	76		76			
27					B-747	325		325			
28			B-747F	674		674					
29			B-747	630		630					
30			B-747SP	139		139					
31			L-1011-500 TR	18		18					
32			B-727-200	1		1					
33			ALL TYPES	2219		2219	2325	2141	92.08		
34	TONGA										
35	HA'APIA (HA'APIA)	HK---INTERNATIONAL	DHC-6	197		197	197	197	100.00		
36			ALL TYPES	197		197					
37			COMMUNITY TOTAL	INTERNATIONAL	DHC-6	280		280			
38			B-707-300C	25		25	305	305	100.00		
39			ALL TYPES	305		305					
40			COMMUNITY TOTAL	353		353	353	353	100.00		
41			DHC-6	353		353					
42			ALL TYPES	353		353					
43	TRINIDAD & TOBAGO										
44											
45											
46											
47	PART OF SPAIN (PIARCO)	AA---INTERNATIONAL	DC-10-10	234		234					
48			B-727-200	130		130	366	364	99.45		
49			ALL TYPES	364		364					
50			EA---INTERNATIONAL	L-1011/100/20	53		53				
51				A-300B	268		268				
52				B-727-200	43		43	366	364	99.45	
53				ALL TYPES	364		364				
54				PA---INTERNATIONAL	B-727-200	344		344			
55					DC-10-10	119		119			
56					L-1011-500 TR	233		233			
57					DC-10-30	9		9			
58					B-727-100	5		5			
59					B-747	15		15			
60					B-747SP	3		3			
61					A-300B	7		7	731	725	99.17
62			ALL TYPES	735		735					
63	COMMUNITY TOTAL	INTERNATIONAL	DC-10-10	353		353					
64			B-727-200	517		517					
65			L-1011/100/20	53		53					
66			A-300B	275		275					
67			L-1011-500 TR	233		233					
68			DC-10-30	9		9					
69			B-727-100	5		5					
70			B-747	15		15					
71			B-747SP	3		3	1463	1453	99.31		
72			ALL TYPES	1463		1463					
73	TURKEY										
74											
75											
76											
77											
78											
79											
80											
81	ISTANBUL (YESIL KOY)	PA---INTERNATIONAL	B-747	2		2					
82			B-737-100/200	313	37	390					
83			B-737-200C	19		19	332	332	100.00		
84			ALL TYPES	334	37	371					
85	UNITED ARAB EMIRATES										
86											
87											
88											
89	ABU DHABI (INTERNATIONAL)	FT---INTERNATIONAL	B-747F	2		2					
90			ALL TYPES	2		2					
91	DUBAI, TRUCIAL EMAN (DUBAI)	FT---INTERNATIONAL	B-747	27		27					
92			B-747F	35		35	26	17	65.38		
93			ALL TYPES	62		62					
94		PA---INTERNATIONAL	B-747	198		198					
95			B-747-200	10		10	208	208	100.00		
96			ALL TYPES	208		208					
97	COMMUNITY TOTAL	INTERNATIONAL	B-747	27		27					
98			B-747F	35		35					
99			B-747	198		198					
100			B-747-200	10		10	234	225	96.15		
101			ALL TYPES	270		270					
102	SHARJAH (SHARJAH)	FT---INTERNATIONAL	B-747F	14		14					
103			B-747	7		7					

TABLE 7
 AIRCRAFT DEPARTURES SCHEDULED AND AIRCRAFT DEPARTURES PERFORMED,
 BY TYPE OF OPERATION, BY AIRCRAFT TYPE, BY COMMUNITY, AND BY CARRIER
 12 MONTHS ENDED DECEMBER 31, 1984

Line No.	Area, state or country Community (Airport name)	Carrier and type of operation	Type of aircraft	Total departures performed			Scheduled departures		Percent of departures scheduled
				Scheduled service	Non-scheduled service	All modes	Scheduled	Number	
1	2	3	4	5	6	7	8	9	
1	SHARJAH	FT--INTERNATIONAL	(GLMT.) ALL TYPES	21		21			
2									
3	UNITED KINGDOM								
4									
5	GLASGOW/PRESTWICK (PRESTWICK)	FT--INTERNATIONAL	*B-747F *DL-8-63F *B-747 ALL TYPES	39 1 22 62		39 1 22 62	52	48	92.30
6		AA--INTERNATIONAL	B-747 ALL TYPES	203 203		203 203	202	200	99.00
7	COMMUNITY TOTAL	INTERNATIONAL	*B-747F *DC-8-63F *B-747 ALL TYPES	99 1 22 203 265		35 1 22 203 265	254	248	97.63
8									
9	LONDON (GATWICK)	AA--INTERNATIONAL	DC-10-30 ALL TYPES	503 503		503 503	503	445	88.46
10		DL--INTERNATIONAL	L-1011-500 TR L-1011/100/20 ALL TYPES	251 56 367		291 96 387	388	385	99.22
11		AA--INTERNATIONAL	B-747 *B-747F ALL TYPES	718 718	2	718 720	733	717	97.61
12		PE--INTERNATIONAL	B-747-200 ALL TYPES	389 389		389 389	389	389	100.00
13		QH--INTERNATIONAL	DC-10-30 BAC-111-200 ALL TYPES	49 135 204		69 135 204	207	198	95.65
14		TK--INTERNATIONAL	B-747 ALL TYPES	3 3		3 3			
15		NC--INTERNATIONAL	DC-10-30CF DL-10-30 ALL TYPES	134 400 534		134 460 534	548	515	93.97
16	AIRPORT TOTAL	INTERNATIONAL	DC-10-30 L-1011-500 TR L-1011/100/20 B-747 *B-747F B-747-200 BAC-111-200 DC-10-30CF ALL TYPES	972 251 56 721 721 389 135 134 2738	2	972 291 56 721 721 389 135 134 2740	2768	2649	95.70
17									
18	(HEATHROW AIRPORT)	FT--INTERNATIONAL	*B-747 *B-747F *DC-8-63F ALL TYPES	135 221 4 360		135 221 4 360	348	314	90.22
19		PA--INTERNATIONAL	B-747 B-747SP DC-10-10 L-1011-500 TR B-737-100/200 B-737-200C B-747-200 DC-10-30 ALL TYPES	2521 90 1 2 992 179 303 3 4091	2	2523 90 1 2 994 179 303 3 4095	4119	4061	98.59
20		TK--INTERNATIONAL	B-747 L-1011/100/20 B-747SP ALL TYPES	1767 483 10 2200	1	1768 483 10 2201	2198	2162	98.36
21	AIRPORT TOTAL	INTERNATIONAL	*B-747 *B-747F *DC-8-63F B-747 B-747SP DC-10-10 L-1011-500 TR B-737-100/200 B-737-200C B-747-200 DC-10-30 L-1011/100/20 ALL TYPES	135 221 4 4228 100 1 2 992 179 363 3 483 6651	3	135 221 4 4231 100 1 2 994 179 363 3 483 6656	6665	6537	98.07
22									
23	COMMUNITY TOTAL BY CARRIER	AA--INTERNATIONAL	DC-10-30 ALL TYPES	503 503		503 503	503	445	88.46
24		DL--INTERNATIONAL	L-1011/100/20 L-1011-500 TR ALL TYPES	96 291 387		96 291 387	388	385	99.22
25		FT--INTERNATIONAL	*B-747 *B-747F *DC-8-63F ALL TYPES	135 221 4 360		135 221 4 360	348	314	90.22
26		AA--INTERNATIONAL	B-747 ALL TYPES	718 718	2	718 720	733	717	97.61
27		PA--INTERNATIONAL	B-737-100/200 B-737-200C DC-10-10 L-1011-500 TR	992 179 1 2	2	994 179 1 2			

TABLE 7
 AIRCRAFT DEPARTURES SCHEDULED AND AIRCRAFT DEPARTURES PERFORMED,
 BY TYPE OF OPERATION, BY AIRCRAFT TYPE, BY COMMUNITY, AND BY CARRIER
 12 MONTHS ENDED DECEMBER 31, 1984

Line No.	Area, state or country Community (Airport name)	Carrier and type of operation	Type of aircraft	Total departures performed			Departures scheduled	Scheduled departures completed	
				Scheduled service	Nonscheduled service	All services		Number	Percent of departures scheduled
1	2	3	4	5	6	7	8	9	
	COMMUNITY TOTAL BY CARRIER	PA--INTERNATIONAL	(CGNT.)						
2			B-747	2521	2	2523			
3			B-747-200	303		303			
4			B-747SP	30		30			
5			ALL TYPES	4091	4	4095	4119	4061	96.59
6		PE--INTERNATIONAL	B-747-200	389		389			
7			ALL TYPES	389		389	389	389	100.00
8		CH--INTERNATIONAL	BAC-111-200	135		135			
9			DC-10-30	69		69			
10			ALL TYPES	204		204	207	198	95.65
11		IA--INTERNATIONAL	L-1011/100/20	463		483			
12			B-747	1710	1	1711			
13			B-747SP	10		10			
14			ALL TYPES	2203	1	2204	2198	2162	96.36
15		MC--INTERNATIONAL	DC-10-30	400		400			
16			DC-10-30CF	134		134			
17			ALL TYPES	534		534	548	515	93.97
18		COMMUNITY TOTAL	INTERNATIONAL	975		975			
19			DC-10-30	293		293			
20			L-1011-500 TR	579		579			
21			L-1011/100/20	579		579			
22			B-747	4949	3	4952			
23			B-747F	221	2	223			
24			B-747-200	692		692			
25			BAC-111-200	135		135			
26			DC-10-30CF	134		134			
27			B-747	135		135			
28			*DC-8-63F	4		4			
29			B-747SP	100		100			
30			DC-10-10	1		1			
31			B-737-100/200	992	2	994			
32			B-737-200C	179		179			
33			ALL TYPES	9389	7	9396	9433	9186	97.38
34	MANCHESTER (MANCHESTER)	TV--INTERNATIONAL	DC-8-63	1		1			
35			ALL TYPES	1		1			
36	URUGUAY								
37	MONTEVIDEO (CARRASCO)	FI--INTERNATIONAL	B-747	1		1			
38			ALL TYPES	1		1			
39		PA--INTERNATIONAL	B-747SP	3		3			
40			L-1011-500 TR	99		99			
41			B-747	1		1			
42			ALL TYPES	103		103	105	103	98.09
43	COMMUNITY TOTAL	INTERNATIONAL	B-747	1		1			
44			B-747SP	3		3			
45			L-1011-500 TR	99		99			
46			B-747	1		1			
47			ALL TYPES	104		104	105	103	98.09
48	VENEZUELA								
49	CARACAS (LA CARLOTA)	CC--INTERNATIONAL	B-727-200	28		28			
50			ALL TYPES	28		28	29	28	96.55
51		PA--INTERNATIONAL	B-747	158		158			
52			DC-10-10	181		181			
53			L-1011-500 TR	81		81			
54			DC-10-30	121		121			
55			B-747SP	10		10			
56			B-747-200	8		8			
57			ALL TYPES	559		559	568	556	97.88
58	COMMUNITY TOTAL	INTERNATIONAL	B-727-200	28		28			
59			B-747	158		158			
60			DC-10-10	181		181			
61			L-1011-500 TR	81		81			
62			DC-10-30	121		121			
63			B-747SP	10		10			
64			B-747-200	8		8			
65			ALL TYPES	587		587	597	584	97.82
66	COMMUNITY TOTAL	INTERNATIONAL	B-727-200	53		53			
67			ALL TYPES	53		53	55	52	94.54
68		PA--INTERNATIONAL	B-727-200	174		174			
69			B-727-100	16		16			
70			ALL TYPES	190		190	210	190	90.47
71		3C--INTERNATIONAL	*B-707-300	3		3			
72			ALL TYPES	3		3	3	3	100.00
73	COMMUNITY TOTAL	INTERNATIONAL	B-727-200	227		227			
74			B-727-100	16		16			
75			*B-707-300	3		3			
76			ALL TYPES	246		246	268	245	91.41
77	WESTERN SAMOA								
78	APIA (PALELO)	NR--INTERNATIONAL	DHC-6	1266		1266			
79			ALL TYPES	1266		1266	1266	1266	100.00
80	YUGOSLAVIA								
81	DUBROVNIK (DUBROVNIK)	PA--INTERNATIONAL	B-737-100/200	158	18	176			

TABLE 7
 AIRCRAFT DEPARTURES SCHEDULED AND AIRCRAFT DEPARTURES PERFORMED,
 BY TYPE OF OPERATION, BY AIRCRAFT TYPE, BY COMMUNITY, AND BY CARRIER
 12 MONTHS ENDED DECEMBER 31, 1984

Line No.	Area, state or country Community (Airport name)	Carrier and type of operation	Type of aircraft	Total departures performed			Departures scheduled	Scheduled departures completed	
				Scheduled service	Nonscheduled service	All services		Number	Percent of departures scheduled
1	2	3	4	5	6	7	8	9	
1	DUBROVNIK	PA--INTERNATIONAL	(LONT)						
2			B-737-200C	6	2	8			
3			ALL TYPES	164	20	184	169	164	97.04
4									
5	SARAJEVO (BUTHR)	PA--INTERNATIONAL	B-737-100/200	30	1	31			
6			L-1011-500 TR		2	2			
7			ALL TYPES	30	3	33	24	23	95.83
8									
9									
10	ZAGREB (ZAGREB)	PA--INTERNATIONAL	B-737-100/200	235	1	236			
11			B-737-200C	7		7			
12			ALL TYPES	242	1	243	228	212	92.98
13									
14									
15	OVER-ALL TOTAL FOR FOREIGN COUNTRIES	DOMESTIC	DC-9-30	7305	135	7440			
16			B-727-100	2527	13	2540			
17			B-727-200	21422	32	21454			
18			L-1011/100/20	1447	1	1448			
19			B-707-300C	130	130	260			
20			DC-8-71	157	34	191			
21			A-300B	455		455			
22			DC-9-50	2567	2	2569			
23			DC-9-10	437	1	438			
24			B-737-100/200	4444	44	4488			
25			DC-10-10	1145		1145			
26			BAC-111-200	305		305			
27			B-747-200	181		181			
28			B-757-200	380		380			
29			SWEAR-METRO	691		691			
30			F-28-4000/600	317	20	337			
31			CV-580		1	1			
32			DC-9-80	278	5	283			
33			*DC-8-50F		2	2			
34			DC-10-40	128		128			
35			B-747	4		4			
36			DC-10-30	78		78			
37			ALL TYPES	44358	420	44818	45901	45221	98.51
38									
39		INTERNATIONAL	L-1011/100/20	10758	17	10815			
40			*DC-8-63F	66		66			
41			*B-747F	5845	3	5848			
42			*B-747	2543		2543			
43			B-747	25883	16	25909			
44			B-747SP	4135		4135			
45			L-1011-500 TR	4296	7	4303			
46			DC-10-30	3387	78	3465			
47			DC-10-10	5066	3	5069			
48			B-747-200	1732		1732			
49			B-737-100/200	28751	966	29697			
50			B-737-200C	4517	41	4558			
51			DC-9-30	1161		1161			
52			B-727-100	2658		2658			
53			B-727-200	25262	30	25292			
54			A-300B	3225	1	3226			
55			DC-9-50	66		66			
56			C-411	16		16			
57			BH-99	127		127			
58			H-404	259		259			
59			DC-3/C-47	1		1			
60			BAC-111-200	271		271			
61			DC-8-71	377		377			
62			B-757-200	316		316			
63			EURC AIRBUS 3		4	4			
64			CV-340/440	3		3			
65			DC-8-63	809	44	853			
66			DC-8-62	275	34	309			
67			B-707-300C	186	44	230			
68			DC-8-50	18	53	71			
69			*L-100-30	585		585			
70			*B-737-200C	486	29	515			
71			*DC-8-61	2		2			
72			DC-10-30CF	203	42	245			
73			DHC-6	2882		2882			
74			DC-9-10	75		75			
75			DC-9-80	36		36			
76			*DC-6	1		1			
77			*B-707-300	24		24			
78			*DC-8-50	1		1			
79			DC-8-10	9		9			
80			ALL TYPES	136333	1412	137745	136241	132872	97.52
81									
82		TOTAL	L-1011/100/20	12245	18	12263			
83			*DC-8-63F	66		66			
84			*B-747F	5845	3	5848			
85			*B-747	2543		2543			
86			B-747	25887	16	25903			
87			B-747SP	4135		4135			
88			L-1011-500 TR	4296	7	4303			
89			DC-10-30	3465	78	3543			
90			DC-10-10	6211	3	6214			
91			B-747-200	1732		1732			
92			B-737-100/200	33175	1010	34185			
93			B-737-200C	4517	41	4558			
94			DC-9-30	8666	135	8801			
95			B-727-100	5185	13	5198			
96			B-727-200	46664	62	46726			
97			A-300B	3690	1	3691			
98			DC-9-50	2633	2	2635			
99			C-411	16		16			
100			BH-99	127		127			
101			H-404	259		259			
102			DC-3/C-47	1		1			
103			BAC-111-200	576		576			
104			DC-8-71	534	34	568			
105			B-757-200	696		696			
106			EURC AIRBUS 3		4	4			
107			B-707-300C	316	174	490			
108			CV-340/440	3		3			
109			DC-8-63	809	44	853			
110			DC-8-62	275	34	309			
111			DC-9-10	512	1	513			
112									

TABLE 7
 AIRCRAFT DEPARTURES SCHEDULED AND AIRCRAFT DEPARTURES PERFORMED,
 BY TYPE OF OPERATION, BY AIRCRAFT TYPE, BY COMMUNITY, AND BY CARRIER
 12 MONTHS ENDED DECEMBER 31, 1964

Line No.	Area, state or country Community (Airport name)	Carrier and type of operation	Type of aircraft	Total departures performed			Scheduled departures performed		
				Scheduled service	Nonscheduled service	All services	Number	Percent of departures scheduled	Number
1	2	3	4	5	6	7	8	9	
	TOTAL FOR FOREIGN COUNTRIES	TOTAL	(CCENT-1)						
2			B-767-200	181		181			
3			SWEAR-NETRO	651		651			
4			F-28-4000/600	317		317			
5			CV-580		1	1			
6			DC-9-80	314	5	319			
7			*DC-8-50F		2	2			
8			DL-10-40	128		128			
9			DC-8-50	18	53	71			
10			*L-100-30	585		585			
11			*B-737-200C	486	29	515			
12			*DC-8-61	2		2			
13			DC-10-30CF	203	42	245			
14			DHC-6	482		2882			
15			*DC-6	3		1			
16			*B-707-300	24		24			
17			*DC-8-50	1		1			
18			DC-8-10	9		9			
19			ALL TYPES	180731	1832	182563	182142	178093 97.77	
20									
21									
22									
23									
24									
25									
26									
27									
28									
29									
30									
31									
32									
33									
34									
35									
36									
37									
38									
39									
40									
41									
42									
43									
44									
45									
46									
47									
48									
49									
50									
51									
52									
53									
54									
55									
56									
57									
58									
59									
60									
61									
62									
63									
64									
65									
66									
67									
68									
69									
70									
71									
72									
73									
74									
75									
76									
77									
78									
79									
80									
81									
82									
83									
84									
85									
86									
87									
88									
89									
90									
91									
92									
93									
94									
95									
96									
97									
98									
99									
100									
101									
102									
103									
104									
105									
106									
107									
108									
109									
110									
111									
112									

TABLE 7
AIRCRAFT DEPARTURES SCHEDULED AND AIRCRAFT DEPARTURES PERFORMED,
BY TYPE OF OPERATION, BY AIRCRAFT TYPE, BY COMMUNITY, AND BY CARRIER
12 MONTHS ENDED DECEMBER 31, 1984

Line No.	Area, state or country Community (Airport name)	Carrier and type of operation	Type of aircraft	Total departures performed			Departures scheduled	Schedule of departures completed	
				Scheduled service	Nonscheduled service	All services		Number	Percent of departures scheduled
	1	2	3	4	5	6	7	8	9
1	TOTAL FOR ALL COMMUNITIES, AREAS	INTERNATIONAL	(CONT.)						
2			DC-8-63	1916	101	2097			
3			DC-8-62	628	157	785			
4			*B-727-100	4	4	514			
5			DC-8-50	45	103	148			
6			DC-8-73	3	21	24			
7			DC-8-61	8	28	36			
8			DC-8-10	15	1	16			
9			B-737-100/200	29624	1001	30625			
10			DC-3/C-47	2	2	2			
11			M-404	417		417			
12			C-411	33		33			
13			BH-99	239		239			
14			CV-340/440	5		5			
15			*B-707-300	42		42			
16			*DC-8-50	2		2			
17			DC-8-71	756		756			
18			DC-10-30CF	270	42	312			
19			*B-737-200C	486	31	517			
20			DC-9-10	148		148			
21			DC-9-80	72		72			
22			*L-100-30	1111		1111			
23			B-737-200C	4517	41	4558			
24			BAC-111-200	271		271			
25			EJRG AIRBUS 3		4	4			
26			*DC-8-61	2		2			
27			*DC-6	1		1			
28			ALL TYPES	213510	10016	223526	213220	208700	97.88
29		TOTAL	B-727-200	1539045	2869	1541914			
30			B-727-100	348774	808	349582			
31			DC-9-80	257102	706	257808			
32			DC-9-30	791762	4391	796153			
33			B-737-100/200	1006936	2735	1009671			
34			L-1011/100/20	108700	108	108808			
35			DC-8-71	54423	1710	56133			
36			B-767-200	73290	24	73314			
37			L-1011-500 TR	12297	10	12307			
38			B-757-200	29842	15	29857			
39			DC-9-50	149938	507	150445			
40			A-300B	43713	8	43721			
41			*DC-8-61	4057	33	4090			
42			DC-9-10	181097	194	181291			
43			CV-580	47515	63	47578			
44			BAE-146-1	19665	1	19666			
45			L-188A/C	686	192	878			
46			*L-100-30	4423		4423			
47			*B-737-200C	8055	31	8126			
48			*B-747	6044	16	6060			
49			*DC-8-63F	3115	10	3125			
50			*B-747F	16758	35	16793			
51			*B-727-100	6057	1785	7842			
52			B-707-300C	1801	516	2317			
53			QMC-6	12860		12860			
54			*DC-6A	3719		3719			
55			DC-10-40	20719	173	20892			
56			B-747	65335	7985	73320			
57			B-747SP	7846	9	7855			
58			B-747-200	4186	247	4433			
59			F-27 SERIES	7029		7029			
60			FW-227	10260	26	10286			
61			C-441	362		362			
62			YS-11	2328	97	2425			
63			DC-10-30	18099	387	18486			
64			*DC-8-50F	5106	16	5122			
65			DC-10-10	11715	109	11824			
66			B-737-200C	24173	63	24236			
67			UNKNOWN-2	72		72			
68			UNKNOWN-1	535		535			
69			SWEAR-METRO	167566	31	167597			
70			LESS 12,500LB	2075		2075			
71			B-137-300	369		369			
72			EURO AIRBUS 3	7153	19	7172			
73			JC-9-40	7486	277	7763			
74			BAE-146-2	2962		2962			
75			DC-8-62	5471	924	6395			
76			DC-8-63	4775	389	5164			
77			DC-8-50	535	148	683			
78			DC-8-50F		2	2			
79			*DC-9-30	461	17	478			
80			*FALCON	114	20	134			
81			*DC-8-63		299	299			
82			DC-10-30CF	1859	43	1902			
83			*DC-8-73		214	214			
84			BAC-111-200	70209	5	70214			
85			F-28-4000/600	47841	315	48156			
86			DC-8-61	237	71	308			
87			DC-8-73	101	46	147			
88			VV-700	2		2			
89			DC-8-10	15	1	16			
90			DC-3/C-47	2		2			
91			M-404	417		417			
92			C-411	33		33			
93			BH-99	7730		7730			
94			CV-340/440	5		5			
95			*B-707-300	42		42			
96			*DC-8-50	2		2			
97			*L-188A/C	7497	88	7585			
98			*CV-440	4246	44	4310			
99			*DC-6	2504	13	2517			
100			*DC-8-30	2221	15	2236			
101			*DC-8-10	383		383			
102			*L-100-10	79		79			
103			*DC-9-42	344	14	358			
104			QASH-7	59446	877	60723			
105			L-100-30		40	40			
106			C-402/402A	39		39			
107			*DC-9-15P		29	29			
108			ALL TYPES	941974	29017	944951	949833	9374126	97.74
109		SUMMARY BY CARRIER, ALL COMMUNITIES, ALL AREAS	AA--DOMESTIC	DC-9-80	47202	47202			

TABLE 7
 AIRCRAFT DEPARTURES SCHEDULED AND AIRCRAFT DEPARTURES PERFORMED,
 BY TYPE OF OPERATION, BY AIRCRAFT TYPE, BY COMMUNITY, AND BY CARRIER
 12 MONTHS ENDED DECEMBER 31, 1964

Line No.	Area, state or country Community (Airport name)	Carrier and type of operation	Type of aircraft	Total departures performed			Departures scheduled	Scheduled departures completed	
				Scheduled service	Non-scheduled service	All services		Number	Percent of departures scheduled
1	2	3	4	5	6	7	8	9	
1	SUMMARY BY CARRIER	AA---DOMESTIC	(CONT.)						
2			B-727-100	49834		49834			
3			B-727-200	202849	32	202881			
4			B-767-200	13327		13327			
5			DC-10-10	39701		39701			
6			DC-10-30	3635	2	3637			
7			B-747	1769		1769			
8			B-747F	3315		3315			
9			ALL TYPES	381492	34	381526	386362	381124	98.64
10		AA---INTERNATIONAL	S-727-200	9985		9985			
11			DC-10-10	4753		4753			
12			B-727-100	925		925			
13			DC-10-30	1005		1005			
14			*L-100-30	1111		1111			
15			ALL TYPES	17779		17779	17871	17572	98.32
16		AA---TOTAL	DC-9-80	47202		47202			
17			B-727-100	70559		70559			
18			B-727-200	212834	32	212866			
19			B-767-200	13327		13327			
20			DC-10-10	44454		44454			
21			DC-10-30	4640	2	4642			
22			B-747	1769		1769			
23			B-747F	3315		3315			
24			*L-100-30	1111		1111			
25			ALL TYPES	399271	34	399305	404233	398696	98.63
26		AE---DOMESTIC	*DC-6A	21		21			
27			ALL TYPES	21		21	21	21	100.00
28		AL---DOMESTIC	B-737-100/200	43180	815	43995			
29			DC-9-30	202378	2595	204973			
30			B-727-200	24465	11	24476			
31			B-737-300	130		130			
32			BAC-111-200	62052	5	62057			
33			ALL TYPES	332405	3426	335831	338952	332068	97.96
34		AC---DOMESTIC	B-737-100/200	38084		38084			
35			DC-10-30	310		310			
36			ALL TYPES	38394		38394	38555	37637	97.61
37		AC---INTERNATIONAL	DC-10-30	310		310			
38			ALL TYPES	310		310	318	308	96.85
39		AC---TOTAL	B-737-100/200	38084		38084			
40			DC-10-30	620		620			
41			ALL TYPES	38704		38704	38873	37945	97.61
42		AS---DOMESTIC	B-737-100/200	9824	26	9850			
43			B-727-100	11163	10	11173			
44			B-727-200	34556	43	34599			
45			ALL TYPES	55543	79	55622	55710	54296	97.46
46		BF---DOMESTIC	*L-100-30	3312		3312			
47			B-737-100/200	2489		2489			
48			B-737-200C	7609		7609			
49			ALL TYPES	13410		13410	14771	13037	88.26
50		BA---DOMESTIC	B-727-200	39352	296	39648			
51			ALL TYPES	39392	296	39688	39450	39248	99.43
52		CB---DOMESTIC	B-727-100	4084	75	4159			
53			B-727-200	934		934			
54			ALL TYPES	5018	75	5093	5213	5018	96.25
55		CC---DOMESTIC	B-727-100	6328	32	6360			
56			ALL TYPES	6328	32	6360	6597	6257	94.84
57		CL---DOMESTIC	A-300B	362		362			
58			DC-8-50	62	1	63			
59			DC-8-30F		2	2			
60			DC-8-62	871	3	874			
61			DC-8-63	2349	39	2388			
62			ALL TYPES	3644	45	3689	4058	3635	89.57
63		CL---INTERNATIONAL	DC-8-62	425	7	432			
64			DC-8-63	1686	84	1770			
65			DC-8-50	17	1	18			
66			ALL TYPES	2128	92	2220	2292	2112	92.14
67		CL---TOTAL	A-300B	362		362			
68			DC-8-50	79	2	81			
69			DC-8-30F		2	2			
70			DC-8-62	1296	10	1306			
71			DC-8-63	4035	123	4158			
72			ALL TYPES	5772	137	5909	6350	5767	90.50
73		CC---DOMESTIC	DC-9-10	15421		15421			
74			DC-9-30	39381	13	39394			
75			B-727-100	6485		6485			
76			B-727-200	52301	7	52308			
77			DC-10-10	7730		7730			
78			DC-9-80	2491		2491			
79			DC-10-30	1007		1007			
80			ALL TYPES	128816	20	128836	129975	128200	98.63
81		CC---INTERNATIONAL	B-727-200	6673		6673			
82			B-727-100	5049		5049			
83			DC-10-10	765		765			
84			DC-10-30	1703		1703			
85			DC-9-10	146		146			
86			DC-9-30	1543		1543			
87			DC-9-80	72		72			
88			ALL TYPES	13933		13933	15081	15721	98.99
89		CC---TOTAL	DC-9-10	19349		19349			
90			DC-9-30	40824	13	40837			
91			B-727-100	11534		11534			
92			B-727-200	58976	7	58983			
93			DC-10-10	8495		8495			
94			DC-9-80	2543		2543			

TABLE 7
 AIRCRAFT DEPARTURES SCHEDULED AND AIRCRAFT DEPARTURES PERFORMED,
 BY TYPE OF OPERATION, BY AIRCRAFT TYPE, BY COMMUNITY, AND BY CARRIER
 12 MONTHS ENDED DECEMBER 31, 1984

Line No.	Area, state or country Community (Airport name)	Carrier and type of operation	Type of aircraft	Total departures performed			Departures scheduled	Scheduled departures completed	
				Scheduled service	Non-scheduled service	All services		Number	Percent of departures scheduled
1	2	3	4	5	6	7	8	9	
1	SUMMARY BY CARRIER	CC--TOTAL	(CONT.)						
2			DC-10-30	2710		2710			
3			ALL TYPES	144769	20	144785	145856	143921	98.67
4		DL--DOMESTIC	B-737-100/200	52551	15	52566			
5			B-737-200	489		489			
6			B-767-200	23242	15	23257			
7			DC-9-30	102167	183	102350			
8			B-727-200	262590	125	262715			
9			L-1011/100/20	50956	8	50964			
10			L-1011-500 TR	720		720			
11			DC-8-71	22634	33	22667			
12			ALL TYPES	515321	379	515700	517907	514140	99.27
13		DL--INTERNATIONAL	B-727-200	18		18			
14			L-1011/100/20	2295	2	2297			
15			L-1011-500 TR	1449		1449			
16			DC-8-71	756		756			
17			ALL TYPES	4518	2	4520	4518	4479	99.13
18		DL--TOTAL	B-737-100/200	52551	15	52566			
19			B-737-200	489		489			
20			B-767-200	23242	15	23257			
21			DC-9-30	102167	183	102350			
22			B-727-200	262590	125	262715			
23			L-1011/100/20	53251	10	53261			
24			L-1011-500 TR	2169		2169			
25			DC-8-71	23390	33	23423			
26			ALL TYPES	519839	381	520220	522425	518619	99.27
27		EA--DOMESTIC	B-757-200	28820	15	28835			
28			DC-9-30	139418	20	139438			
29			DC-9-50	52335	11	52346			
30			A-300B	37639	7	37646			
31			B-727-100	56467	46	56513			
32			B-727-200	172335	173	172508			
33			EURO AIRBUS 3	4428	8	4436			
34			L-1011/100/20	15643	67	15710			
35			ALL TYPES	507105	347	507452	509515	501175	98.36
36		EA--INTERNATIONAL	B-727-200	15458	27	15485			
37			DC-9-30	766		766			
38			B-737-200	533		533			
39			DC-9-50	132		132			
40			A-300B	5628	1	5629			
41			B-727-100	478		478			
42			L-1011/100/20	7876	29	7905			
43			EURO AIRBUS 3	4		4			
44			ALL TYPES	30871	61	30932	31163	30695	98.89
45		EA--TOTAL	B-757-200	28353	15	28368			
46			DC-9-30	140184	20	140204			
47			DC-9-50	52467	11	52478			
48			A-300B	43267	8	43275			
49			B-727-100	56965	46	57011			
50			B-727-200	187793	200	187993			
51			EURO AIRBUS 3	4428	12	4440			
52			L-1011/100/20	23519	96	23615			
53			ALL TYPES	937976	408	938384	940678	931870	98.37
54		EZ--DOMESTIC	*DC-9-30	461	17	478			
55			*FALCON	114	20	134			
56			*B-727-100	1016	1779	2795			
57			*DC-8-61	21	32	53			
58			*DC-8-63		299	299			
59			*DC-8-73		214	214			
60			*AL-188A/C		41	41			
61			ALL TYPES	1612	2402	4014	1604	1604	100.00
62		FF--INTERNATIONAL	B-747	352	7782	8134			
63			ALL TYPES	352	7782	8134	352	352	100.00
64		FN--DOMESTIC	B-727-100	7623	8	7631			
65			ALL TYPES	7623	8	7631	7651	7620	99.07
66		FL--DOMESTIC	B-737-100/200	130043	7	130050			
67			DC-9-80	10292	2	10294			
68			ALL TYPES	140335	6	140341	142802	140205	98.18
69		FT--DOMESTIC	*DL-8-61	4034	1	4035			
70			*B-727-100	5041	2	5043			
71			*B-747	2735	2	2737			
72			*B-747F	3837	1	3838			
73			*DC-8-63F	3031	2	3033			
74			ALL TYPES	14678	8	14686	19480	17334	88.98
75		FT--INTERNATIONAL	*B-747	2309	14	3323			
76			*B-747F	4957	15	5012			
77			*B-747-200		45	45			
78			*DC-8-63F	84	8	92			
79			*B-727-100		4	4			
80			*DC-8-61	2		2			
81			ALL TYPES	8392	86	8478	8122	7216	88.84
82		FT--TOTAL	*DC-8-61	4034	1	4037			
83			*B-727-100	5041	4	5047			
84			*B-747	6044	16	6060			
85			*B-747F	8834	16	8850			
86			*DC-8-63F	3119	10	3129			
87			*B-747-200		45	45			
88			ALL TYPES	27078	94	27164	27602	24950	88.94
89		NA--DOMESTIC	DASH-7	17320	899	18219			
90			DC-9-30	8763	6	8769			
91			DC-9-80	19811	24	19835			
92			DC-8-62	281	594	875			
93			ALL TYPES	46225	1425	47650	30963	41371	82.21
94		NR--INTERNATIONAL	ONE-8	12860		12860			
95			B-787-300C	1281	15	1276			
96			ALL TYPES	14121	15	14136	14102	14102	100.00

TABLE 7
 AIRCRAFT DEPARTURES SCHEDULED AND AIRCRAFT DEPARTURES PERFORMED,
 BY TYPE OF OPERATION, BY AIRCRAFT TYPE, BY COMMUNITY, AND BY CARRIER
 12 MONTHS ENDED DECEMBER 31, 1984

Line No.	Area, state or country Community (Airport name)	Carrier and type of operation	Type of aircraft	Total departures performed			Scheduled departures performed	
				Scheduled service	Nonscheduled service	All services	Number	Percent of departures scheduled
1	SUMMARY BY CARRIER	(CONT.)						
2		HP--DOMESTIC	B-737-100/200 ALL TYPES	43030 43030		43030 43030	43170	42824 99.19
4		HL--DOMESTIC	DC-6A ALL TYPES	3698 3698		3698 3698	3315	3307 99.75
6		IB--DOMESTIC	DC-9-10 ALL TYPES	4850 4850		4850 4850	5054	4850 95.96
8		JK--DOMESTIC	DC-9-10 ALL TYPES	7967 7967	10 10	7977 7977	8030	7964 98.92
10		JL--DOMESTIC	B-727-100 DC-10-30 B-707-300C DL-8-50 DC-8-61 DC-8-62 DC-8-63 DC-8-73 ALL TYPES	567 172 385 229 401 468 98 2479	2 115 42 43 104 43 25 417	2 682 214 428 272 505 511 123 2896	2581	2581 100.00
14		JL--INTERNATIONAL	DC-10-30 B-707-300C DC-8-50 DC-8-61 DC-8-62 DC-8-63 DC-8-73 ALL TYPES	5 19 28 8 203 16 3 282	128 110 102 28 150 113 21 636	133 129 130 36 353 117 24 918	289	288 99.65
16		JL--TOTAL	B-727-100 DC-10-30 B-707-300C DC-8-50 DC-8-61 DC-8-62 DC-8-63 DC-8-73 ALL TYPES	572 191 413 237 604 484 101 2761	2 243 152 145 71 254 140 46 1053	2 815 343 558 308 858 624 147 3814	2870	2869 99.96
18		MC--DOMESTIC	DC-9-50 DC-9-80 ALL TYPES	17072 17072 35350		17072 17114 35401	36063	35355 98.03
20		ML--DOMESTIC	B-737-100/200 DC-9-10 DC-9-30 DC-9-80 ALL TYPES	713 17680 16190 3503 38086	16 25 21 62	713 17696 16215 3524 38148	38799	38086 98.16
22		NI--DOMESTIC	DC-9-30 DC-9-80 DASH-7 ALL TYPES	4962 1993 274 7229		4962 1993 290 7245	7487	7105 94.89
24		NJ--DOMESTIC	B-727-100 B-727-200 DC-10-40 B-747 B-747F ALL TYPES	17923 107752 20719 17387 1938 152535	1 55 173 24 19 253	17924 107807 20892 17611 1938 152788	155236	152118 97.99
26		NJ--INTERNATIONAL	B-747 B-747F ALL TYPES	13184 2471 15855	5 19 24	13189 2490 15879	15764	15452 98.02
28		NJ--TOTAL	B-727-100 B-727-200 DC-10-40 B-747 B-747F ALL TYPES	17923 107752 20719 17387 1938 168390	1 55 173 24 19 277	17924 107807 20892 17611 1938 168667	171000	167570 97.99
30		NY--DOMESTIC	DC-9-30 DC-9-80 ALL TYPES	39013 4519 45532	4	39017 4519 45536	46839	45442 97.01
32		CC--DOMESTIC	B-737-100/200 DC-9-80 ALL TYPES	47324 23662 70586	44 348 392	47368 23610 70776	72927	69462 95.24
34		CO--DOMESTIC	DL-9-10 F-27 SERIES FH-227 DC-9-15F ALL TYPES	8204 243 829 9276		8204 243 829 9305	9990	9276 92.85
36		OZ--DOMESTIC	DC-9-30 DC-9-40 DC-9-10 DC-9-80 ALL TYPES	65006 7486 16806 184 109482	1277 277 6 7	66283 7763 16869 191 111101	111262	109098 98.04
38		PA--DOMESTIC	B-727-100 B-727-200 DC-10-10 DC-10-30 L-1011-300 TR B-747 B-747-200 B-747SP A-3000 ALL TYPES	16258 38458 900 462 4945 3004 462 1435 52 70076	5 113 2 8 7 7 6 52	16263 38571 902 470 4965 3011 462 1435 52 70211	71999	69863 97.00
40		PA--INTERNATIONAL	B-747 B-747-200 B-747SP B-727-100 B-727-200	16676 2144 5162 1193 7844	19 9 9 14	16695 2144 5171 1193 7860		

TABLE 7
 AIRCRAFT DEPARTURES SCHEDULED AND AIRCRAFT DEPARTURES PERFORMED,
 BY TYPE OF OPERATION, BY AIRCRAFT TYPE, BY COMMUNITY, AND BY CARRIER
 12 MONTHS ENDED DECEMBER 31, 1984

Line No.	Area, state or country Community (Airport name)	Carrier and type of operation	Type of aircraft	Total departures performed			Scheduled departures completed	
				Scheduled service	Nonscheduled service	All services	Number	Percent of departures scheduled
1	2	3	4	5	6	7	8	9
1	SUMMARY BY CARRIER	PA--INTERNATIONAL	(CONT.)					
2			DC-10-10	1486	6	1492		
3			DC-10-30	864	80	944		
4			L-1011-500 TR	5163	10	5173		
5			B-737-200C	486	31	517		
6			A-300B	32		32		
7			B-737-100/200	27394	965	28359		
8			B-737-200C	4517	41	4558		
9			ALL TYPES	72903	1175	74078	72274	70796 97.95
10		PA--TOTAL	B-747	21680	26	21706		
11			B-747-200	2606		2606		
12			B-747SP	6537	9	6546		
13			B-727-100	19451	5	19456		
14			B-727-200	46304	127	46431		
15			DC-10-10	2466		2474		
16			DC-10-30	1326	88	1414		
17			L-1011-500 TR	10128	10	10138		
18			A-300B	84		84		
19			B-737-200C	486	31	517		
20			B-737-100/200	27394	965	28359		
21			B-737-200C	4517	41	4558		
22			ALL TYPES	142979	1310	144289	144273	140639 97.48
23		PE--DOMESTIC	B-747-200	474		474		
24			B-727-200	50569		50569		
25			B-737-100/200	60192		60192		
26			ALL TYPES	112335		112335	115850	111125 95.92
27		PE--INTERNATIONAL	B-747-200	778		778		
28			ALL TYPES	778		778	778	778 100.00
29		PE--TOTAL	B-747-200	1252		1252		
30			B-727-200	50569		50569		
31			B-737-100/200	60192		60192		
32			ALL TYPES	112013		112013	116428	111903 95.94
33		PI--DOMESTIC	B-727-200	70663	45	70708		
34			B-737-100/200	185392	679	186071		
35			B-727-100	1176	6	1182		
36			F-28-4000/600	12616	28	12644		
37			ALL TYPES	269847	758	270605	272614	269139 98.72
38		PS--DOMESTIC	DC-9-30	11916	1	11917		
39			DC-9-40	79629	162	79791		
40			B-727-200	11557	71	11628		
41			BAE-146-1	2865		2865		
42			BAE-146-2	2962		2962		
43			ALL TYPES	108929	234	109163	109983	108341 98.30
44		CG--DOMESTIC	LESS 12,500LB	2075		2075		
45			SHEAR-WETRO	36207		36207		
46			C-402/402A	35		35		
47			ALL TYPES	38317		38317	38812	38171 98.34
48		GH--DOMESTIC	B-737-100/200	5999	3	6002		
49			CV-580	23		23		
50			VV-700	2		2		
51			ALL TYPES	6024	3	6027	6408	5864 91.51
52		GH--INTERNATIONAL	CV-340/440	5		5		
53			C-411	33		33		
54			DC-3/C-47	2		2		
55			H-404	417		417		
56			MH-99	239		239		
57			B-737-100/200	2230	36	2266		
58			DC-10-30	138		138		
59			DC-8-10	15		15		
60			BAC-111-200	271		271		
61			ALL TYPES	3530	37	3567	3388	3248 95.86
62		GH--TOTAL	B-737-100/200	8229	39	8268		
63			CV-340/440	5		5		
64			C-411	33		33		
65			DC-3/C-47	2		2		
66			H-404	417		417		
67			MH-99	239		239		
68			CV-580	23		23		
69			VV-700	2		2		
70			DC-10-30	138		138		
71			DC-8-10	15		15		
72			BAC-111-200	271		271		
73			ALL TYPES	9374	40	9414	9796	9112 95.81
74		CS--DOMESTIC	DC-9-10	480		480		
75			B-727-100	7944	83	8027		
76			B-727-200	4453	367	4820		
77			DC-8-62	3290	126	3416		
78			EURO AIRBUS 3	2725	7	2732		
79			DC-8-60	43		43		
80			ALL TYPES	18935	584	19519	19154	18910 96.72
81		QR--DOMESTIC	F-27 SERIES	5944		5944		
82			SHEAR-WETRO	14233		14233		
83			DC-8-60	532		532		
84			F-28-4000/600	7		7		
85			ALL TYPES	20735		20735	21349	20708 96.99
86		RC--DOMESTIC	CV-580	47692	63	47755		
87			DC-9-10	103146	103	103249		
88			DC-9-30	144813	273	145086		
89			DC-9-90	73639	490	74129		
90			DC-9-80	14312	134	14446		
91			B-727-200	27938	123	28061		
92			ALL TYPES	486927	1190	488117	411299	488348 98.06
93		RI--DOMESTIC	DC-8-100-1	1070		1070		
94			C-441	362		362		
95			F-27 SERIES	842		842		
96			PO-427	486	26	482		
97			ALL TYPES	2730	26	2756	3200	2669 81.37

TABLE 7
AIRCRAFT DEPARTURES SCHEDULED AND AIRCRAFT DEPARTURES PERFORMED,
BY TYPE OF OPERATION, BY AIRCRAFT TYPE, BY COMMUNITY, AND BY CARRIER
12 MONTHS ENDED DECEMBER 31, 1984

Line No.	Area, state or country Community (Airport name)	Carrier and type of operation	Type of aircraft	Total departures performed			Departures scheduled	Scheduled departures completed	
				Scheduled service	Nonscheduled service	All services		Number	Percent of departures scheduled
1	2	3	4	5	6	7	8	9	
SUMMARY BY CARRIER									
1		(CLAF.)							
2		RL--DOMESTIC	B4-99	7451		7451			
3			FH-227	8975		8975			
4			SWEAR-METRO	13324		13324			
5			BAC-111-200	523		523			
6			ALL TYPES	30313		30313	31683	30313	95.67
7									
8		RV--DOMESTIC	L-188A/C	666	192	878			
9			B-727-100	384	3	387			
10			B-727-200	383	5	388			
11			YS-11	2328	97	2425			
12			ALL TYPES	3781	297	4078	3508	3742	95.75
13									
14		SI--DOMESTIC	DC-9-80	7067		7067			
15			B-707-300C	349	349	698			
16			ALL TYPES	7416	349	7765	7536	7411	98.34
17									
18		TA--DOMESTIC	B-747	60	16	76			
19			ALL TYPES	60	16	76	60	60	100.00
20									
21		TV--DOMESTIC	B-747-200	291	202	493			
22			DC-8-63	42	126	168			
23			L-100-30		40	40			
24			ALL TYPES	333	368	701	328	309	94.20
25									
26		TV--INTERNATIONAL	DC-8-63	214		214			
27			B-747-200	37		37			
28			ALL TYPES	251		251	260	202	77.69
29									
30		TV--TOTAL	B-747-200	328	202	530			
31			DC-8-63	256	126	382			
32			L-100-30		40	40			
33			ALL TYPES	584	368	952	588	511	86.90
34									
35		Ta--DOMESTIC	B-767-200	11480	6	11486			
36			DC-9-80	23546		23546			
37			B-727-100	40323	2	40325			
38			B-727-200	87039	26	87065			
39			L-1011/100/20	25317	2	25319			
40			B-747	1460		1460			
41			B-747SP	235		235			
42			ALL TYPES	189420	36	189456	192339	188815	98.16
43									
44		Ta--INTERNATIONAL	B-747	9625	4	9629			
45			L-1011/100/20	6613		6613			
46			B-747SP	1074		1074			
47			B-727-200	1347		1347			
48			ALL TYPES	18659	4	18663	18780	18489	98.45
49									
50		Ta--TOTAL	B-767-200	11480	6	11486			
51			DC-9-80	23546		23546			
52			B-727-100	40323	2	40325			
53			B-727-200	88366	26	88412			
54			L-1011/100/20	31930	2	31932			
55			B-747	11105	4	11109			
56			B-747SP	1309		1309			
57			ALL TYPES	208079	40	208119	211119	207304	98.19
58									
59		LA--DOMESTIC	B-727-100	92040	528	92568			
60			B-727-200	195557	1255	196812			
61			DC-8-71	31033	1677	32710			
62			B-737-100/200	123471	61	123532			
63			B-767-200	25181	3	25184			
64			DC-10-30	1367		1367			
65			B-747	12272	123	12395			
66			DC-8-50F	4574	11	4585			
67			DC-10-10	49460	72	49532			
68			ALL TYPES	534975	3730	538705	548932	533164	97.12
69									
70		LA--INTERNATIONAL	DC-10-30	725		725			
71			B-747	710	2	712			
72			ALL TYPES	1435	2	1437	1460	1404	96.16
73									
74		LA--TOTAL	B-727-100	92040	528	92568			
75			B-727-200	195557	1255	196812			
76			DC-8-71	31033	1677	32710			
77			B-737-100/200	123471	61	123532			
78			B-767-200	25181	3	25184			
79			DC-10-30	2112		2112			
80			B-747	12982	123	13107			
81			DC-8-50F	4574	11	4585			
82			DC-10-10	49460	72	49532			
83			ALL TYPES	536410	3732	540142	550392	534568	97.12
84									
85		UB--DOMESTIC	SWEAR-METRO	15922		15922			
86			F-28-6000/600	35218	287	35505			
87			ALL TYPES	51140	287	51427	52485	50788	96.76
88									
89		VK--DOMESTIC	DC-6	2503	13	2516			
90			PCV-640	4266	44	4310			
91			PL-188A/C	7497	47	7544			
92			PL-100-10	79		79			
93			DC-8-10	383		383			
94			DC-8-30	2221	15	2236			
95			DC-8-50F	532	5	537			
96			DC-8-62	344	14	358			
97			ALL TYPES	17825	138	17963	8481	8476	99.94
98									
99		LA--DOMESTIC	B-727-200	96580	77	96657			
100			DC-10-10	9541	29	9570			
101			B-737-100/200	43247	16	43263			
102			DF-10-30	459		459			
103			ALL TYPES	151895	122	151977	152997	151441	98.98
104									
105		LA--INTERNATIONAL	B-727-200	2706	1	2707			
106			DC-10-10	1466		1466			
107			ALL TYPES	4172	1	4173	4172	4125	98.87
108									
109		LA--TOTAL	B-727-200	99294	78	99372			
110			DC-10-10	11027	29	11056			
111			B-737-100/200	43247	16	43263			
112			DC-10-30	499		499			

TABLE 7
 AIRCRAFT DEPARTURES SCHEDULED AND AIRCRAFT DEPARTURES PERFORMED,
 BY TYPE OF OPERATION, BY AIRCRAFT TYPE, BY COMMUNITY, AND BY CARRIER
 12 MONTHS ENDED DECEMBER 31, 1984

Line No.	Area, state or country Community (Airport name)	Carrier and type of operation	Type of aircraft	Total departures performed			Departures scheduled	Scheduled departures completed	
				Scheduled service	Nonscheduled service	All services		Number	Percent of departures scheduled
1	2	3	4	5	6	7	8	9	
1	SUMMARY BY CARRIER	NA--TOTAL	(CONT.) ALL TYPES	156027	123	156150	157169	155566	98.98
2		NC--DOMESTIC	UNKNOWN-2	72		72			
3			B-737-200C	15656	22	15678			
4			B-727-100	1277	7	1284			
5			B-727-200	5970		5970			
6			UNKNOWN-1	535		535			
7			ALL TYPES	27510	29	27539	28036	25176	89.79
8		NA--DOMESTIC	B-737-100/200	186393	61	186454			
9			B-727-200	13499	1	13500			
10			B-737-300	239		239			
11			ALL TYPES	200131	62	200193	202392	200124	98.87
12		NC--DOMESTIC	DC-10-10	1263		1263			
13			DC-10-30	4436		4436			
14			DC-10-30CF	1589	1	1590			
15			ALL TYPES	7288	1	7289	7429	7137	96.06
16		NC--INTERNATIONAL	DC-10-30	1086	54	1140			
17			DC-10-30CF	270	42	312			
18			B-747	3	3	3			
19			ALL TYPES	1356	99	1455	1391	1316	94.60
20		NC--TOTAL	DC-10-10	1263		1263			
21			DC-10-30	5522	54	5576			
22			DC-10-30CF	1859	43	1902			
23			B-747	3	3	3			
24			ALL TYPES	8644	100	8744	8820	8453	95.83
25		YK--DOMESTIC	DC-9-10	2032		2032			
26			ALL TYPES	2032		2032	2075	2032	97.92
27		ZC--DOMESTIC	BAC-111-200	7363		7363			
28			B-737-100/200	1613		1613			
29			ALL TYPES	8976		8976	9297	8968	96.46
30		ZV--DOMESTIC	SWEAR-METRO	87860	31	87891	93536	87168	93.17
31			ALL TYPES	87860	31	87891			
32		ZL--DOMESTIC	DASH-7	42252	2	42254			
33			BAE-146-1	15730	1	15731			
34			ALL TYPES	57982	3	57985	60124	57914	96.32
35		ZH--DOMESTIC	B-737-100/200	1767	7	1774			
36			DC-9-10	365		365			
37			DC-9-40	462		462			
38			DC-9-80	66		66			
39			ALL TYPES	2660	7	2667	2768	2660	96.09
40		3C--INTERNATIONAL	B-707-300	42		42			
41			DC-8-50	2		2			
42			DC-6	1		1			
43			ALL TYPES	45		45	45	45	100.00
44		TOTAL FOR ALL CARRIERS	DOMESTIC	5206214	19801	5226015	5285133	5165426	97.73
45			INTERNATIONAL	213510	10016	223526	213220	208700	97.88
46			TOTAL	5419724	29817	5445541	5498353	5374126	97.74

END

DATE
FILMED

- 86

DTI