


LEVEL

2
B.S.

ADA 081 734



DISC FILE COPY



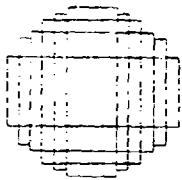
DTIC
SELECTED
S MAR 12 1980
A

DISTRIBUTION STATEMENT A

Approved for public release
Distribution Unlimited

80 3 12 014

Technology Service Corporation



Technology Service Corporation

Washington Operations: 8555 Sixteenth Street, Silver Spring, Maryland 20910 Phone: (301) 565-2970

Ref: TSC-W25-160/rad
B6581111


A REVIEW OF
REPRESENTATION FUNCTIONS FOR
PROBABILITY OF DETECTION

11 January 1980

by:

Wayne Rivers, J.N. Bucknam,
E.N. Khoury, and R.E. Blase

CDRL Sequence Number A005
Contract N60921-79-C-A306



DISTRIBUTION STATEMENT A
Approved for public release
Distribution Unlimited

Prepared for:
Systems Compatibility Branch, Code F-42
Naval Surface Weapons Center
Dahlgren, Virginia 22448

ACKNOWLEDGEMENTS

The work reported here was performed for the Naval Sea Systems Command's Shipboard Surveillance Radar Systems (SSURADS) program under contracts with the Command (N00024-78-C-7065) and the Naval Surface Weapons Center (N60921-79-C-A306). The Command's Program Manager is W. E. French, NAVSEA Code 62X12, and T. Henderson of NSWC/DL Code F-42 represented the Center.

This report is one of a series documenting radar modeling tools for use by Navy Laboratories.

The results reported here are derived almost entirely from the efforts of Jim Bucknam, Ed Khoury, and Bob Blase of TSC. Their memoranda and computer programs are collected here so that a single reference will be available to radar model users.

Accession for		
NOEL 67421		<input checked="" type="checkbox"/>
DDP 745		
Headquarters		
3000 ...		
BY _____		
DATE _____		
APPROVED BY _____		
DIST _____		
A		

A REVIEW OF REPRESENTATION FUNCTIONS
FOR PROBABILITY OF DETECTION

by

Wayne Rivers, J. N. Bucknam,
E. N. Khoury, and R. E. Blase

ABSTRACT

Simple representation functions that interrelate the primary signal detection variables for the receiver structure of Marcum and Swerling are reviewed in regard to accuracy, complexity and inversion. Functions reviewed include those of Brooks, Neuvy, and Khoury-Bucknam. The first two of these are simple algorithms for computing minimum ratio of signal energy to noise power density as functions of number of samples integrated, the target distribution case, and required probabilities of detection and false alarm. The Khoury-Bucknam functions are analytic and invertible, and they relate probability of detection and signal-to-noise ratio using parameters chosen uniquely for each case, number of samples, and probability of false alarm.

The procedures and software that support determination of the coefficients of the Khoury-Bucknam function are documented.

TABLE OF CONTENTS

1. INTRODUCTION	1
2. COMPARISON OF REPRESENTATION ACCURACIES	6
3. DETERMINATION OF COEFFICIENTS OF THE KHOURY-BUCKNAM FORMULAS. .	13
3.1 Program PDFIT	13
3.2 Program QFIT	16
3.3 The Quick PDFIT Procedure	20
4. REFERENCES	25
Appendix A - Approximation Algorithms of Brooks and Neuvy	A-1
Appendix B - Coefficients of Khoury-Bucknam Representations	B-1
Appendix C - Curve Fitting P_D vs SNR Curves	C-1
Appendix D - Program PDFIT	D-1
Appendix E - Program QFIT	E-1
Appendix F - Quick PDFIT	F-1
5.0 <u>REFERENCES</u>	26

1. INTRODUCTION

The process of determining when a desired signal is present in a radar receiver, called detection, was analyzed by Marcum and Swerling [1]* in terms of the receiver structure shown in Figure 1. In the context of Marcum's and Swerling's analysis, the detection process is describable in terms of functions of five (total) variables:

- A target distribution identifier and its associated number of degrees of freedom in the target signal (K);
- The number of signal samples integrated at video (N);
- The probability that the video integrator output exceeds a threshold level, given that no target signal is present: the "probability of false alarm" (P_{FA});
- The probability that the video integrator output exceeds the threshold level, given that the target signal is present: the "probability of detection" (P_D);
- The ratio of energy in a sample of the "target" signal to the background noise power density, the so-called "signal-to-noise ratio" (S).

In addition to the stipulated receiver structure, other parameters of the problem were fixed: the Gaussian distribution of the background noise with known fixed average power (or energy density); ideal and pure target distribution cases belonging to the chi-square family; known time of arrival of the target signal (but not phase); ideal device linearity, or in the case of the envelope "detector" ideal square-law transfer properties; perfect matched filter on the coherent side; large video bandwidth on the video side compared to the matched filter bandwidth;

* Numbers in brackets refer to references in Section 4.

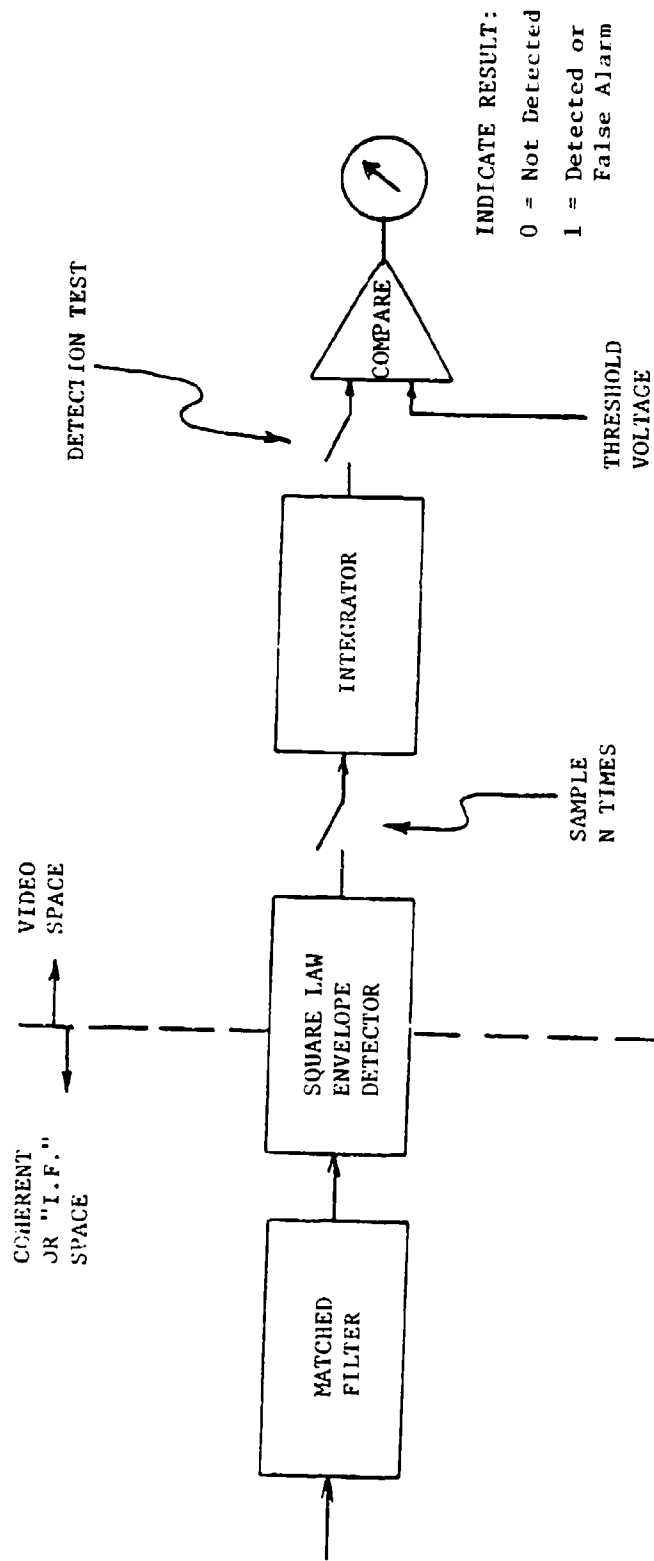


Figure 1 - Receiver Structure for Classical Non-Coherent Radar Detection Analysis

satisfaction of the narrow-band assumption for the coherent matched filter; and perhaps others.

For a given set of radar requirements or an existing radar, appropriate values will be known for the number of samples integrated, the probability of false alarm and the target distribution. Therefore, the last two variables above stand out as principal candidates for independent and dependent status. In modeling radar performance, computation of probability of detection for values of signal-to-noise ratio is a routine and highly repeated activity. The inverse of that function, the signal-to-noise ratio needed to achieve a given probability of detection, is also widely used, but in a less repetitious mode.

Marcum and Swerling [1] published functions of $P_D(S=(R/R_o)^4)$ as plotted curves, with P_{FA} , N , and Case as parameters, and the signal-to-noise power ratio expressed indirectly in terms of a normalized range variable. Meyer and Mayer [2] made computations and presented results as plotted curves of $P_D(N)$, with S_{DB} , $n' = \ln(2)/P_{FA}$, Case as parameters. This latter set of curves is eminently readable and suitable for manual methods of model computation, but the procedure for their computation by machine is lengthy. Fehlner [3] implemented a series-representation of $P_D(S, N, Y_b(P_{FA}, \text{Case}, N), \text{Case})^*$ which is in use today as part of the NRL model package as subroutine MARSWR [e.g. 4]. Computation cost using this routine can be high (30 to 50% of the total in generating plots of detection performance) and inversion to compute $S(P_D)$ is possible only by iteration. Mitchell and Walker [5] defined a simpler more compact algorithm than MARSWR in terms of recursive properties of the functions that are evaluated by the long series in the other methods. However, its computation costs can be even higher [5].

* $Y_b(P_{FA}, \text{Case}, N)$ is the threshold level in video voltage units.

Over the years, various approximation methods have been defined to reduce the complexity and cost of computation, at the expense of accuracy. North [6] assumed that signal-to-noise ratios of most interest are high so that an asymptotic form of the modified Bessel function could be used, resulting in a marked simplification of the probability integral at a cost in accuracy of only 0.2 dB. Brooks [7] fit the North approximation to produce a simple algorithm amenable to pocket-calculator implementation of the function $S(P_D, N, P_{FA}, \text{Case})$. This algorithm is examined further in the next section. Neuvy [8] under Skolnik's guidance factored the function $S(P_D, N, P_{FA}, \text{Case})$ into the product $S = f_1(P_{FA}) f_2(N, \text{Case}) f_3(P_D, \text{Case})$, and fitted the three factors with simple functions. This method is also examined in Section 2.

Khoury and others at TSC recognized the need for a representation both efficient and reasonably accurate for the function $P_D(S)$ which also possessed an inverse $S(P_D)$. Khoury identified such a function having four parameters: A, B, C, and P_{FA} :

$$P_D = 1 - (1 - P_{FA}) / (1 + (A \cdot S)^B)^C, \quad (1)$$

and its inverse

$$S = \frac{1}{A} \left(\left(\frac{1 - P_{FA}}{1 - P_D} \right)^{1/C} - 1 \right)^{1/B} \quad (2)$$

Bucknam defined $S_{DB} = 10 \cdot \log_{10}(S)$ and rewrote the functions as

$$P_D = 1 - (1 - P_{FA}) / \left(1 + \left(10^{0.1(S_{DB} + AD)} \right)^B \right)^C \quad (3)$$

$$S_{DB} = \frac{10}{B} \log_{10} \left\{ \left(\frac{1 - P_{FA}}{1 - P_D} \right)^{1/C} - 1 \right\} - AD \quad (4)$$

in which $AD = 10 \log_{10}(A)$. Formula 4 is linear in the coefficients AD and $1/B$, which fact has significance for the procedure which defines those parameters.

Khoury used sets of pairs of (P_D, S) input to an iterative procedure for finding values of A, B, and C that apply to a particular parameter set (Case, N, P_{FA}) of interest. This procedure is the subject of Sections 3.1 and 3.2 of this report. Bucknam derived a procedure taking advantage of the asymptotic properties of Formula 4 and its linear form, and this procedure is the subject of Section 3.3 of this report.

2. COMPARISON OF REPRESENTATION ACCURACIES

The use of approximating representations is appealing because of the much reduced complexity and computation effort. But before approximations can be accepted, users must appreciate the consequences in terms of the accuracy of representation. Here the Brooks, Neuvy, and Khoury-Bucknam (K-B) representations are compared with values read from the Meyer and Mayer curves [2]. Values of S_{DB} are tabulated for all four methods over the following space:

$$P_D = 0.01, 0.1, 0.32, 0.5, 0.8, 0.9, 0.99$$

$$P_{FA} = 10^{-6}, 10^{-8}, 10^{-10}$$

$$N = 1, 10, 100$$

$$\text{Case} = 0, 1, 2, 3, 4$$

and the results are shown in Tables 1-5. Computation using Brook's and Neuvy's algorithms was straightforward and in accord with the formulas in Appendix A of this report. Coefficients AD, B, and C were obtained using Bucknam's Quick PDFIT recipe applied to the Meyer and Mayer data set as input, and then Formula 4 was used to compute the K-B entries.

The K-B function using Quick PDFIT coefficients departs from the M&M values least for Case 0 (non-fluctuating target) and greatest for Case 1 (Correlated Rayleigh target), with Cases 4, 2, and 3 intermediate. For Cases 0 and 2 ($N \geq 10$) deviations of less than 0.2 dB are typical, whereas for Case 1 0.6 dB differences occur over $0.1 \leq P_D \leq 0.9$ and 1 dB over $0.01 \leq P_D \leq 0.99$. The 0.2 dB error estimate is probably not significant, because the internal consistency of the M&M curves is about 0.2 dB peak-to-peak.

Brook's formulas work well for all cases, with errors generally less than 0.5 dB for $0.1 \leq P_D \leq 0.9$ and less than 1 dB for $0.01 \leq P_D \leq 0.99$.

Neuvy's algorithm fails badly for Case 0, with differences exceeding 3 dB at low values of P_D . For other cases, however, its performance is comparable to but a little poorer overall than Brooks'.

For record purposes, values of the coefficients A, AD, B, and C obtained using Quick PDFIT, and which were used in this comparison, are tabulated in Appendix B of this report.

Table 1 - Comparison of Representation Formulas, Target Distribution Case 0.

P _D	P _{FA} = 10 ⁻⁶				P _{FA} = 10 ⁻⁸				P _{FA} = 10 ⁻¹⁰			
	M&M	Brooks	Neuvy	K-B	M&M	Brooks	Neuvy	K-B	M&M	Brooks	Neuvy	K-B
N = 1												
.01	+ 5.7	+ 6.4	+ 11.1	+ 5.6	+ 9.0	+ 8.6	+ 12.4	+ 8.9	+ 9.6	+ 10.1	+ 13.4	+ 9.4
.1	8.5	8.8	11.6	8.6	11.0	10.5	12.9	11.1	11.5	11.8	13.9	11.6
.32	10.3	10.5	12.2	10.4	12.3	11.9	13.4	12.4	12.8	13.0	14.4	12.9
.5	11.2	11.2	12.5	11.2	13.0	12.5	13.8	13.0	13.3	13.5	14.7	13.5
.8	12.4	12.4	13.3	12.4	14.1	13.5	14.6	14.0	14.4	14.5	15.6	14.4
.9	13.1	13.0	13.9	13.0	14.5	14.1	15.1	14.5	15.0	15.0	16.1	14.9
.99	14.3	14.3	15.6	14.2	15.6	15.3	16.8	15.6	16.0	16.0	17.8	15.9
N = 10												
.01	- 0.7	- 0.3	.9	- .8	1.7	1.4	2.2	1.6	2.2	2.6	3.1	2.1
.1	+ 1.5	+ 1.6	1.4	+ 1.6	3.3	2.9	2.7	3.5	3.8	3.9	3.6	3.9
.32	3.0	2.8	1.9	3.0	4.5	3.9	3.2	4.5	4.9	4.8	4.1	4.9
.5	3.7	3.4	2.3	3.7	5.1	4.4	3.5	5.1	5.3	5.2	4.5	5.4
.8	4.7	4.3	3.1	4.7	6.0	5.2	4.4	5.9	6.3	6.0	5.3	6.2
.9	5.2	4.8	3.6	5.2	6.4	5.7	4.9	6.3	6.7	6.4	5.9	6.6
.99	6.3	5.8	5.3	6.2	7.4	6.6	6.6	7.4	7.6	7.2	7.6	7.6
N = 100												
.01	- 6.1	- 5.8	- 6.1	- 6.2	- 4.1	- 4.4	- 4.8	- 4.2	- 3.7	- 3.4	- 3.8	- 3.8
.1	- 4.3	- 4.2	- 5.6	- 4.2	- 2.7	- 3.1	- 4.3	- 2.6	- 2.4	- 2.3	- 3.3	- 2.3
.32	- 3.1	- 3.2	- 5.0	- 3.1	- 1.8	- 2.2	- 3.8	- 1.7	- 1.6	- 1.6	- 2.8	- 1.5
.5	- 2.6	- 2.7	- 4.7	- 2.5	- 1.3	- 1.9	- 3.4	- 1.3	- 1.2	- 1.2	- 2.5	- 1.1
.8	- 1.7	- 2.0	- 3.9	- 1.7	- 0.6	- 1.2	- 2.6	- .6	- 0.3	- 0.6	- 1.6	- .5
.9	- 1.2	- 1.5	- 3.3	- 1.3	- 0.2	- 0.8	- 2.1	- .3	- 0.1	- 0.3	- 1.1	- .1
.99	- .3	- 0.7	- 1.6	- .4	+ 0.5	- 0.1	- 0.4	+ .5	+ 0.6	+ 0.4	+ 0.6	+ .6

Table 2 - Comparison of Representation Formulas, Target Distribution Case 1.

P _D	P _{FA} = 10 ⁻⁶				P _{FA} = 10 ⁻⁸				P _{FA} = 10 ⁻¹⁰			
	M&M	Brooks	Neuwy	K-B	M&M	Brooks	Neuwy	K-B	M&M	Brooks	Neuwy	K-B
N = 1												
.01	+ 3.	+ 2.7	+ 4.7	+ 3.4	+ 4.9	+ 4.2	+ 6.	+ 5.4	+ 6.0	+ 5.4	+ 6.9	+ 6.6
.1	6.9	6.6	7.7	7.5	8.4	8.	9.	9.0	9.4	9.1	9.9	10.
.32	10.3	10.3	10.8	10.4	11.7	11.7	12.	11.6	12.7	12.7	13.	12.6
.5	12.8	12.8	12.9	12.3	14.1	14.1	14.2	13.5	15.	15.1	15.1	14.4
.8	17.9	18.2	17.9	17.1	19.0	19.5	19.1	18.3	20.	20.5	20.1	19.2
.9	21.1	21.8	21.1	20.6	22.4	23.	22.4	21.8	23.3	24.	23.3	22.7
.99	31.4	32.5	31.3	32.2	32.8	33.8	32.6	33.7	33.6	34.7	33.5	34.5
N = 10												
.01	- 4.1	- 4.	- 3.6	- 3.7	- 2.8	- 3.	- 2.3	- 2.3	- 1.8	- 2.1	- 1.3	- 1.1
.1	- 0.5	- 0.7	- 0.5	.1	+ 0.7	+ 0.6	+ 0.7	+ 1.2	+ 1.5	+ 1.2	+ 1.7	+ 2.1
.32	+ 2.9	+ 2.7	+ 2.5	+ 2.8	4.0	3.7	3.8	3.9	4.8	4.5	4.7	4.6
.5	5.1	5.	4.7	4.7	6.2	6.	5.9	5.7	7.	6.8	6.9	6.4
.8	10.1	10.1	9.6	9.4	11.2	11.2	10.8	10.5	11.9	12.	11.8	11.1
.9	13.5	13.6	12.9	12.9	14.5	14.6	14.1	14.0	15.1	15.4	15.1	14.7
.99	23.6	24.1	23.1	24.5	24.8	25.1	24.3	25.6	25.7	25.9	25.3	26.5
N = 100												
.01	- 10.	- 9.6	- 10.3	- 9.5	- 8.1	- 8.7	- 9.1	- 7.2	- 8.2	- 8.1	- 8.1	- 7.6
.1	- 6.5	- 6.5	- 7.3	- 6.0	- 5.6	- 5.6	- 6.1	- 4.8	- 5.	- 5.	- 5.1	- 4.4
.32	- 3.3	- 3.3	- 4.3	- 3.4	- 2.4	- 2.5	- 3.	- 2.8	- 1.7	- 1.8	- 2.	- 1.9
.5	- 1.1	- 1.1	- 2.1	- 1.6	- 0.3	- 0.3	- 0.8	- 1.1	+ 0.4	+ 0.4	+ 0.1	- 0.2
.8	+ 3.9	+ 3.9	+ 2.8	+ 3.1	+ 4.7	+ 4.7	+ 4.1	+ 3.7	5.3	5.4	5.	+ 4.6
.9	7.1	7.2	6.1	6.6	8.	8.	7.3	7.3	8.6	8.7	8.3	8.1
.99	17.3	17.5	16.3	18.1	18.1	18.4	17.5	19.3	18.8	19.	18.5	19.7

Table 3 - Comparison of Representation Formulas, Target Distribution Case 2.

P _D	P _{FA} = 10 ⁻⁶				P _{FA} = 10 ⁻⁸				P _{FA} = 10 ⁻¹⁰			
	M&M	Brooks	Neuvy	K-B	M&M	Brooks	Neuvy	K-B	M&M	Brooks	Neuvy	K-B
N = 1												
.01	+ 3.	+ 2.7	+ 5.1		+ 4.9	+ 4.2	+ 6.4		+ 6.0	+ 5.4	+ 7.3	
.1	6.9	6.6	7.8		8.4	8.	9.		9.4	9.1	10.	
.32	10.3	10.3	10.5		11.7	11.7	11.7		12.7	12.7	12.7	
.5	12.8	12.6	12.4		14.1	14.1	13.6		15.	15.1	14.6	
.8	17.9	18.2	16.7		19.0	19.5	18.		20.	20.5	19.	
.9	21.1	21.6	19.6		22.4	23.	20.9		23.3	24.	21.8	
.99	31.4	32.5	28.6		32.8	33.8	29.9		33.6	34.7	30.8	
N = 10												
.01	- 1.4	- .6	.5	- 1.5	0.2	1.	1.8	+ .04	1.3	2.1	8.7	+ 1.2
.1	+ 1.1	+ 1.4	1.1	+ 1.2	2.3	2.6	2.4	2.5	3.2	3.6	3.3	3.4
.32	2.8	2.8	1.7	2.9	3.8	3.9	3.	3.9	4.6	4.8	4.	4.8
.5	3.7	3.5	2.2	3.7	4.7	4.6	3.4	4.7	5.5	5.4	4.4	5.5
.8	5.3	4.9	3.2	5.2	6.2	5.8	4.4	6.1	7.0	6.6	5.4	6.8
.9	6.2	5.7	3.8	6.0	7.1	6.6	5.1	6.9	7.8	7.3	6.	7.6
.99	8.3	7.6	5.9	8.4	9.1	8.4	7.1	9.3	9.8	9.1	8.1	10.0
N = 100												
.01	- 6.2	- 5.9	- 6.1	- 6.3	- 4.8	- 4.4	- 4.8	- 4.9	- 3.8	- 3.4	- 3.8	- 3.9
.1	- 4.3	- 4.2	- 5.6	- 4.2	- 3.3	- 3.1	- 4.3	- 3.2	- 2.5	- 2.3	- 3.3	- 2.4
.32	- 3.2	- 3.2	- 5.	- 3.0	- 2.2	- 2.2	- 3.8	- 2.2	- 1.6	- 1.6	- 2.8	- 1.5
.5	- 2.6	- 2.7	- 4.7	- 2.5	- 1.8	- 1.8	- 3.4	- 1.7	- 1.1	- 1.2	- 2.5	- 1.1
.8	- 1.6	- 1.9	- 3.9	- 1.6	- 0.9	- 1.2	- 2.6	- .9	- 0.3	- 0.6	- 1.6	- .4
.9	- 1.1	- 1.5	- 3.3	- 1.2	- 0.4	- 0.8	- 2.1	- .5	+ 0.1	- .2	- 1.1	- 0
.99	- 0.1	- 0.6	- 1.6	- .2	+ 0.5	+ 0.1	- 0.4	+ .5	1.0	+ .5	+ 0.6	+ 1.

Table 4 - Comparison of Representation Formulas, Target Distribution Case 3.

P _D	P _{FA} = 10 ⁻⁶				P _{FA} = 10 ⁻⁸				P _{FA} = 10 ⁻¹⁰			
	M&M	Brooks	Neuvy	K-B	M&M	Brooks	Neuvy	K-B	M&M	Brooks	Neuvy	K-B
N = 1												
.01	+ 3.9	+ 4.5	+ 6.2	+ 3.8	+ 6.2	+ 6.4	+ 7.5	+ 6.2	+ 7.2	+ 7.7	+ 8.4	+ 7.2
.1	7.4	7.7	8.2	7.8	9.	9.3	9.5	9.4	10.1	10.5	10.4	10.5
.32	10.2	10.4	10.3	10.3	11.2	11.8	11.5	11.6	12.5	12.9	12.5	12.7
.5	11.8	12.	11.7	11.8	13.2	13.3	13.	12.9	14.2	14.3	13.9	14.0
.8	15.3	15.3	15.	14.8	16.5	16.5	16.2	15.9	17.4	17.5	17.2	16.9
.9	17.2	17.6	17.2	16.8	18.5	18.6	18.4	18.0	19.4	19.5	19.4	18.9
.99	22.8	23.4	24.	23.3	24.1	24.5	25.5	24.8	25.0	25.4	26.4	25.6
N = 10												
.01	- 3.	- 2.1	- 2.	- 3.1	- 1.6	- 0.8	- 0.8	- 1.6	- 0.6	+ 0.2	+ 0.2	- 0.6
.1	+ 0.2	+ 0.5	+ 0	+ 0.5	+ 1.3	+ 1.6	+ 1.2	+ 1.7	+ 2.2	+ 2.5	+ 2.2	+ 2.6
.32	2.7	2.8	2	2.9	3.8	3.8	3.3	3.9	4.6	4.7	4.2	4.7
.5	4.3	4.2	3.4	4.2	5.4	5.2	4.7	5.2	6.1	6.	5.7	6.0
.8	7.6	7.2	6.7	7.2	8.6	8.2	8.	8.1	9.3	9.	8.9	8.8
.9	9.6	9.2	8.9	9.2	10.6	10.1	10.1	10.2	11.3	10.9	11.1	10.9
.99	15.2	14.9	15.7	15.7	16.2	15.8	17.	16.8	16.9	16.5	17.9	17.4
N = 100												
.01	- 8.7	- 7.7	- 8.8	- 8.6	- 7.6	- 6.6	- 7.6	- 7.5	- 6.9	- 5.7	- 6.6	- 6.8
.1	- 6.	- 5.3	- 6.8	- 5.5	- 5.0	- 4.4	- 5.6	- 4.5	- 4.3	- 3.6	- 4.6	- 3.9
.32	- 3.5	- 3.2	- 4.8	- 3.5	- 2.6	- 2.4	- 3.8	- 2.5	- 2.	- 1.7	- 2.5	- 1.9
.5	- 2.	- 1.9	- 3.3	- 2.2	- 1.0	- 1.1	- 2.1	- 1.3	- 0.4	- 0.4	- 1.1	- .7
.8	+ 1.3	+ 1.0	0	+ .7	+ 2.1	+ 1.8	+ 1.2	+ 1.6	+ 2.7	+ 2.4	+ 2.2	+ 2.2
.9	3.2	2.8	2.1	2.8	4.	3.6	3.4	3.6	4.7	4.2	4.3	4.2
.99	8.8	8.4	8.9	9.4	9.6	9.1	10.2	10.2	10.3	9.7	11.2	10.9

Table 5 - Comparison of Representation Formulas, Target Distribution Case 4.

P _D	P _{FA} = 10 ⁻⁶				P _{FA} = 10 ⁻⁸				P _{FA} = 10 ⁻¹⁰			
	M&M	Brooks	Neuvy	K-B	M&M	Brooks	Neuvy	K-B	M&M	Brooks	Neuvy	K-B
N = 1												
.01	+ 3.9	+ 4.5	+ 5.8		+ 6.2	+ 6.4	+ 7.1		+ 7.2	+ 7.7	+ 8.1	
.1	7.4	7.7	7.8		9.	9.3	9.		10.1	10.5	10.	
.32	10.2	10.4	9.8		11.2	11.8	11.		12.5	12.9	12.	
.5	11.8	12.	11.1		13.2	13.3	12.4		14.2	14.3	13.4	
.8	15.3	15.3	14.3		16.5	16.5	15.6		17.4	17.5	16.5	
.9	17.2	17.4	16.4		18.5	18.6	17.7		19.4	19.5	18.6	
.99	22.8	23.4	23.		24.1	24.5	24.2		25.0	25.4	25.2	
N = 10												
.01	- 1.1	- 0.4	+ 0.5	- 1.3	+ 0.6	+ 1.2	+ 1.8	+ .5	+ 1.7	+ 2.3	+ 2.8	+ 1.6
.1	+ 1.3	+ 1.5	1.1	+ 1.4	2.6	2.8	2.4	2.7	3.4	3.7	3.3	3.6
.32	2.8	2.8	1.7	2.9	4.	3.9	2.9	4.1	4.7	4.8	3.9	4.8
.5	3.6	3.5	2.1	3.7	4.7	4.5	3.4	4.7	5.3	5.3	4.3	5.4
.8	5.	4.6	3.	5.0	5.9	5.5	4.3	5.9	6.6	6.3	5.3	6.5
.9	5.7	5.2	3.7	5.6	6.6	6.1	4.9	6.5	7.2	6.8	5.9	7.1
.99	7.3	6.7	5.6	7.3	8.2	7.5	6.9	8.2	8.7	8.2	7.8	8.8
N = 100												
.01	- 6.2	- 5.8	- 6.1	- 6.3	- 4.7	- 4.4	- 4.8	- 4.8	- 3.7	- 3.4	- 3.8	- 3.8
.1	- 4.3	- 4.2	- 5.6	- 4.3	- 3.2	- 3.1	- 4.3	- 3.1	- 2.5	- 2.3	- 3.3	- 2.4
.32	- 3.2	- 3.2	- 5.	- 3.1	- 2.2	- 2.2	- 3.8	- 2.1	- 1.6	- 1.6	- 2.8	- 1.5
.5	- 2.6	- 2.7	- 4.7	- 2.5	- 1.7	- 1.9	- 3.4	- 1.7	- 1.2	- 1.2	- 2.5	- 1.1
.8	- 1.6	- 1.9	- 3.9	- 1.7	- 0.9	- 1.2	- 2.6	- .9	- 0.4	- .6	- 1.6	- .5
.9	- 1.2	- 1.5	- 3.3	- 1.2	- 0.5	- .8	- 2.1	- .6	0	- .2	- 1.1	- .1
.99	- 0.2	- .7	- 1.6	- .2	+ 0.3	0	- .4	+ .3	+ 0.8	+ .5	+ .6	+ .8

3. DETERMINATION OF COEFFICIENTS OF THE KHOURY-BUCKNAM FORMULAS

Here are discussed the three principal tools currently in use for finding values of the coefficients A, B, and C, (also denoted as P1, P2, and P3) in Formulas 1-4 of Section 1.

3.1 Program PDFIT

PDFIT calculates a set of values of S corresponding to a set of 12 values of P_D using the recursive procedure of Mitchell and Walker [5] in an iterated successive approximation mode. Using trial values of the three coefficients and Formula (1) of Section 1, the mean square error in P_D is computed. Each coefficient in turn is perturbed by a small amount to compute partial derivatives and the matrix procedure outlined in Khoury's memorandum in Appendix C of this report is used to compute new values of the coefficients. This procedure is iterated until either a time limit is exceeded or the coefficient values have settled. The input data set (S, P_D), the computed values of P_D using Formula 1, and the error are printed to the operator along with the values of the coefficients. Note that PDFIT yields coefficients that minimize the mean square error in $P_D(S)$.

Figure 3-1A shows the dialogue between the operator and the program PDFIT in a typical example, and Figure 3-1B shows the formatted output that resulted. The program PDFIT along with its subroutines, including implementations of the matrix coefficient adjusting procedure and the Mitchell-Walker procedure are given in Appendix D of this report.

OK, PDFIT
GO

PROGRAM PDFIT COMPUTES AN EMPIRICAL FIT TO THE EXACT PD VS. SNR CURVE DESIRED. THE EXACT CURVE IS SPECIFIED BY SWERLING CASE NUMBER, PROBABILITY OF FALSE ALARM, AND NUMBER OF PULSES NON-COHERENTLY INTEGRATED. THIS PROGRAM WILL RETURN THE THREE PARAMETERS WHICH GIVE THE BEST FIT IN THE MMSE SENSE (CF. REF. TSC-W21-40)
PDFIT WAS DEVELOPED BY E. N. KHOURY, AND R. F. PUSATERI - JUNE 79.

INPUT DATA CONSISTS OF THE FOLLOWING:

- A) OUTPUT FILE NAME
- B) SWERLING CASE NUMBER
- C) PROBABILITY OF FALSE ALARM
- D) NUMBER OF CASES TO BE RUN
- E) NUMBER OF PULSES INTEGRATED FOR EACH CASE

ENTER OUTPUT FILE NAME - 4
OUTW3

ENTER SWERLING CASE NUMBER - 0 1 2
0

ENTER PROBABILITY OF FALSE ALARM
RANGE: 1.E-3 THROUGH 1.E-15
.1E-5

ENTER NUMBER OF CASES TO BE RUN
RANGE: 1 THROUGH 100
1

ENTER NUMBER OF INTEGRATED PULSES FOR EACH CASE
RANGE: 1 THROUGH 100
10

PROCESSING CASE NUMBER: 1

Figure 3-1A - Operator-Program Dialogue in Use of
Program PDFIT

CASE NUMBER 1

INPUT PARAMETERS

<u>SWERLING CASE NO.</u>	<u>PFA</u>	<u>PULSES INTEGRATED</u>
0.0	0.1E-03	10

PARAMETER ESTIMATES

<u>PARAMETER 1</u>	<u>PARAMETER 2</u>	<u>PARAMETER 3</u>
0.3255940	4.1603012	2.5547212

FIT

<u>N</u>	<u>SNR</u>	<u>PD</u>	<u>PDF</u>	<u>ERROR</u>
1	0.1227E 01	0.04918	0.05413	-0.00494
2	0.1443E 01	0.09938	0.10280	-0.00342
3	0.1710E 01	0.19304	0.19376	0.00028
4	0.1945E 01	0.30277	0.30777	0.00282
5	0.2128E 01	0.39763	0.39773	0.00290
6	0.2304E 01	0.49248	0.49093	0.00133
7	0.2523E 01	0.60708	0.60814	-0.00106
8	0.2740E 01	0.70633	0.70743	-0.00288
9	0.2973E 01	0.79579	0.79875	-0.00296
10	0.3399E 01	0.90682	0.90608	0.00074
11	0.3749E 01	0.93613	0.93240	0.00373
12	0.4803E 01	0.99722	0.99403	0.00318

MEAN ERROR = -0.0000

RMS ERROR = 0.00285

Figure 3-1B - Content of Output File OUTW3, Resulting
from Program PDFIT

3.2 Program QFIT

CFIT operates on arbitrary sets of (P_D , S_{DB}) data input via a previously prepared file. Two options are available for deriving the coefficients of the fit equation. One applies the Quick PDFIT procedure to be described in Section 3.3 and prints a summary of the input data, the errors, and the coefficients. This option yields coefficients that minimize errors in S_{DB} computed using Formula (4) of Section 1. The other option uses the procedure of Program PDFIT operating on the arbitrary input data and produces the same summary as PDFIT. This option yields coefficients that minimize errors in P_D using Formula (1) or (3) of Section 1. For both options, the input data and computed values from the fit formula can be plotted.

Figure 3-2A shows a sample dialogue in which both options and the plot are executed. Figure 3-2B shows the input file for the example and Figure 3-2C the Quick PDFIT output summary. Figure 3-2D shows the output summary for the PDFIT option, and the plot of input data with computed values using both sets of coefficients is shown in Figure 3-2E.

Program QFIT including all of its subroutines is included as Appendix E of this report.

```

OK, R *QFIT
GO
ENTER INPUT FILE NAME, FORMAT 6A2
TEST.WIB
TO USE BOBS VERSION ENTER 1, ELSE 0
1
ENTER OUTPUT FILE NAME, FORMAT 6A2
OUT.WIB1
IF A PLOT OF RESULTS IS DESIRED ENTER 1, ELSE 0
1
ENTER XDIM(IN), YDIM(IN)
7, 5
ENTER X AXIS LABEL, FORMAT 32A1
S/N
ENTER Y AXIS LABEL, FORMAT 32A1
PD
TO DO COMPLETE PDFIT ENTER 1, ELSE 0
1
PDFIT: TERMINATION 3, MAX. ITERATIONS

ENTER OUTPUT FILE NAME - 12
OUT.WIB2
ENTER: CASE PFA NP NB
0, .1E-5, 10, 4
IF A PLOT OF RESULTS IS DESIRED ENTER 1, ELSE 0
1
ENTER XDIM(IN), YDIM(IN)
7, 5
ENTER X AXIS LABEL, FORMAT 32A1
ENTER Y AXIS LABEL, FORMAT 32A1

OK, COMO -E

```

Figure 3-2A - Operator-Program Dialogue in Use of Program QFIT

```

6
9.8, .06
10.199, .128
10.599, .276
11, .604
11.398, .909
11.801, .981

```

Figure 3-2B - Content of Input File Test.WIB, Manually-Fed Data

RESULTS OF GFIT

SNDB	SN	P	PFIT	ERR
9. 8000	9. 5499	0. 0600	0. 0535	0. 0065
10. 1990	10. 4689	0. 1280	0. 1355	-0. 0075
10. 5990	11. 4789	0. 2760	0. 3152	-0. 0392
11. 0000	12. 5892	0. 6040	0. 6092	-0. 0052
11. 3980	13. 7975	0. 9090	0. 8777	0. 0313
11. 8010	15. 1391	0. 9810	0. 9833	-0. 0023

FIT PARAMETERS

$$P=1-(1+(A*SN)**B)**(-C)$$

0. 71290E-01 0. 10750E 02 0. 34540E 01

Figure 3-2C - Content of Output File OUT.WIB1, Results of Fit to Manually-Fed Data

WIEBULL - .33

INPUT PARAMETERS

<u>SWERLING CASE NO.</u>	<u>PFA</u>	<u>PULSES INTEGRATED</u>
0. 0	0. 1E-05	10

PARAMETER ESTIMATES

<u>PARAMETER 1</u>	<u>PARAMETER 2</u>	<u>PARAMETER 3</u>
0. 0493103	10. 5946312	142. 7287598

FIT

<u>N</u>	<u>SNR</u>	<u>PD</u>	<u>PDF</u>	<u>ERROR</u>
1	0. 9330E 01	0. 06000	0. 04773	0. 01227
2	0. 1047E 01	0. 12800	0. 12138	0. 00662
3	0. 1148E 01	0. 27600	0. 29042	-0. 01462
4	0. 1299E 01	0. 60400	0. 59776	0. 00624
5	0. 1390E 01	0. 90900	0. 90856	-0. 00044
6	0. 1514E 01	0. 98100	0. 99817	-0. 01717

MEAN ERROR = -0. 0010

RMS ERROR = 0. 01103

Figure 3-2D - Content of Output File OUT.WIB2, Results of Fit to P_D, SNDB Data from Mitchell & Walker's Routine

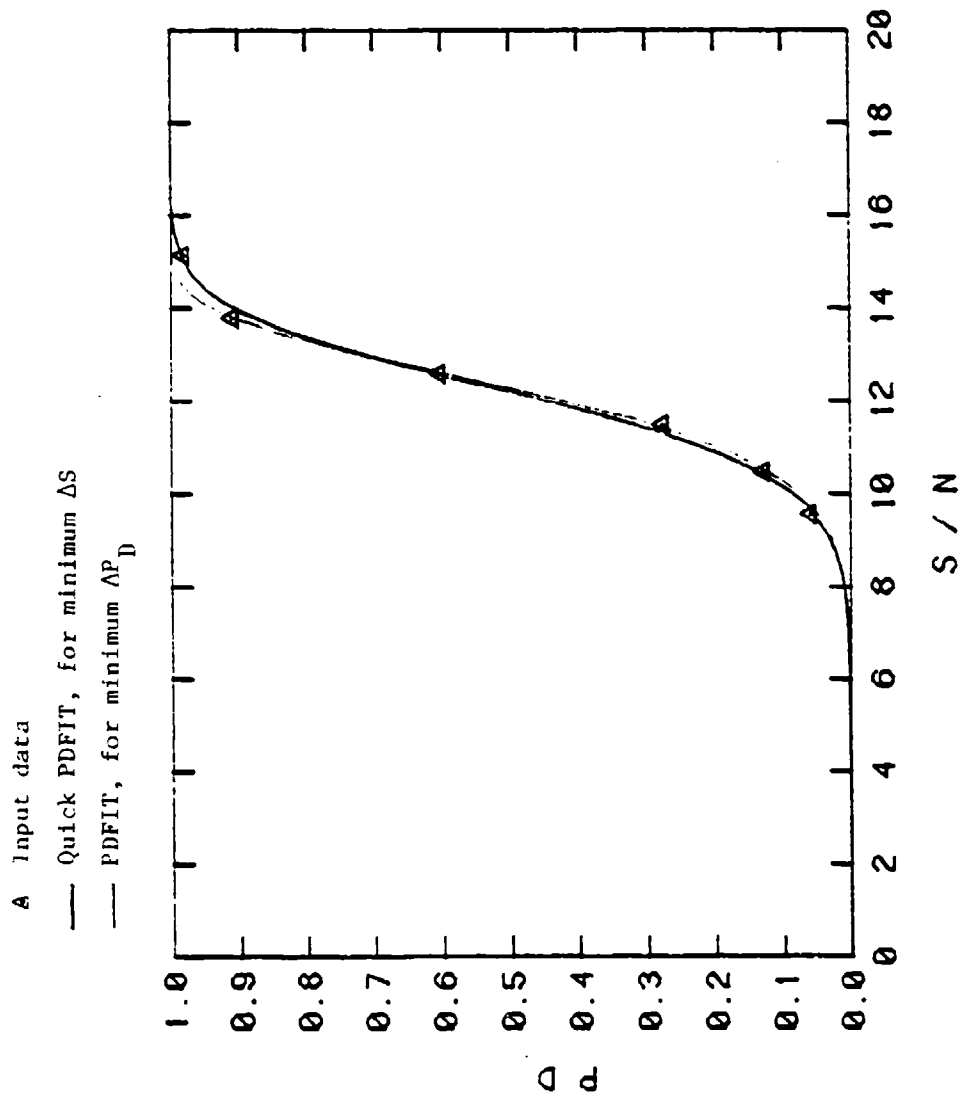


Figure 3-2E - Comparison of PDFIT equations with input data; an output of Program QFIT

3.3 The Quick PDFIT Procedure

Quick PDFIT takes advantage of two properties of Formula 4:

$$S_{DB} = \frac{10}{B} \log_{10} \left\{ \left(\frac{1-P_{FA}}{1-P_D} \right)^{1/C} - 1 \right\} - AD \quad (4)$$

One is its asymptotic behavior near $P_D \approx 0$ and $P_D \approx 1$; the other is its linear form in coefficients AD and $1/B$. The first property is used to obtain an accurate estimate of the coefficient C, by operating on pairs of (P_D, S_{DB}) values only at the extremes. The second property is then used with a simple least-squares procedure operating on all of the (P_D, S_{DB}) data to estimate coefficients AD and B that minimize errors in S_{DB} computed by Formula (4).

Figure 3-3 lists the steps in the Quick PDFIT algorithm, and Figure 3-4 lists the FORTRAN subroutine that implements it. Bucknam's memorandum deriving the procedure is included in Appendix F. Figures 3-3 and 3-4 and Appendix F assume that P_{FA} is either zero or insignificant. For finite P_{FA} , the same procedure can be used by fitting a distorted set of P_D values, given by

$$P'_D = \frac{P_D - P_{FA}}{1 - P_{FA}}$$

Use of the Quick PDFIT procedure on the data pairs (P'_D, S_{DB}) , with P_{FA} assumed zero, yields values of AD, B, and C for use in the more general expression of equation (4).

No claim is made that the value of coefficient C obtained by the Quick PDFIT procedure is optimum in any sense, although given the initial estimate of C, the other two parameters are optimum for minimum errors in S_{DB} . However, manual adjustment of values of C about the estimated one, followed by recomputation of AD and B, has not been able to show any significant improvement in error over that which results from the Quick procedure. It has been concluded that errors in fitting input data, such as seen in Section 2 of this report, result from intrinsic shape limitations of Formulas (1) - (4) and not from a poor estimate of parameter C.

Figure 3-3 - The Quick PDFIT Algorithm

1. Define function $G(X) = \log_{10} \left\{ (1 - X)^{-1/C} - 1 \right\}$
2. Input pairs of the variables $P_i, S_{DBi}, i = 1, \dots, n$, in order of increasing values.

$$3. Y_i = \log_{10} \left\{ -\log_{10}(1 - P_i) \right\}, i = 1, 2$$

$$M_y = -\frac{Y_2 - Y_1}{S_{DB2} - S_{DB1}}$$

$$Z_i = -\log_{10}(1 - P_i), i = n-1, n$$

$$M_z = \frac{Z_n - Z_{n-1}}{S_{DBn} - S_{DBn-1}}$$

$$C = \frac{M_z}{M_y}$$

$$4. Q_i = 1 - (1 - P_i)^{1/C}, i = 1, \dots, n$$

$$5. M_L = -\frac{G(Q_n) - G(Q_{n-1})}{\log_{10}(Q_n) - \log_{10}(Q_{n-1})}$$

$$M_S = \frac{G(Q_1) - G(Q_2)}{\log_{10}\left(\frac{1}{C} \ln Q_1\right) - \log_{10}\left(\frac{1}{C} \ln Q_2\right)}$$

$C = C M_L / M_S$ (this step adjusts the first estimate of C to an improved value).

Figure 3-3 (continued)

$$6. W_i = G(P_i), \quad i = 1, \dots, n$$

$$7. U_W = \sum W_i, \quad i = 1, \dots, n$$

$$U_S = \sum S_{DBi}, \quad i = 1, \dots, n$$

$$U_{SS} = \sum (S_{DBi})^2, \quad i = 1, \dots, n$$

$$U_{SW} = \sum S_{DBi} W_i, \quad i = 1, \dots, n$$

$$8. D = n \cdot U_{SS} - (U_S)^2$$

$$H_1 = (U_{SS} U_W - U_S U_{SW})/D$$

$$H_2 = (N \cdot U_{SW} - U_S U_W)/D$$

$$9. AD = H_1/H_2$$

$$B = 10 H_2$$

Figure 3-4 Subroutine QPDFIT

```

SUBROUTINE QPDFIT (PD, SDB, N, P)
COMPUTES APPROXIMATE VALUES FOR PARAMETERS
P1, P2, P3 IN THE EXPRESSION:
      PD=(1-(1+(P1*S)**P2)**-P3)*100
WHERE: PD=DETECTION PROBABILITY (IN PERCENT)
      S=S/N=ALOG10(SDB/10.0)
SEE TSC-W7-73
DIMENSION Y(2), Z(2), W(200), PD(1), P(3), SDB(1)
DIMENSION PDD(200)
REAL MY, MZ
DO 100 I=1, N
      PDD(I)=PD(I)/100.0
100 CONTINUE
COMPUTE SLOPE BETWEEN FIRST TWO POINTS
DO 150 I=1, 2
      Y(I)=ALOG10(-ALOG10(1.-PDD(I)))
150 CONTINUE
MY=(Y(2)-Y(1))/(SDB(2)-SDB(1))
COMPUTE SLOPE BETWEEN LAST TWO POINTS
NM1=N-1
IZ=0
DO 200 I=NM1, N
      IZ=IZ+1
      Z(IZ)=-ALOG10(1.-PDD(I))
200 CONTINUE
MZ=(Z(2)-Z(1))/(SDB(N)-SDB(NM1))
COMPUTE INITIAL ESTIMATE OF K3
P(3)=MZ/MY
DISTORT THE PD VALUES
DO 225 I=1, N
      PDD(I)=1.-((1.-PDD(I))**(1./P(3)))
225 CONTINUE
COMPUTE LARGE PD SLOPE RATIO
SRL1=ALOG10(((1.-PDD(N))**(-1./P(3)))-1.)
SRL2=ALOG10(((1.-PDD(NM1))**(-1./P(3)))-1.)
SRL3=(-1./P(3))*ALOG10(1.-PDD(N))
SRL4=(1./P(3))*ALOG10(1.-PDD(NM1))
SRL=(SRL1-SRL2)/(SRL3+SRL4)
COMPUTE THE SMALL PD SLOPE RATIO
SRS1=ALOG10(((1.-PDD(2))**(-1./P(3)))-1.)
SRS2=ALOG10(((1.-PDD(1))**(-1./P(3)))-1.)
SRS3=ALOG10((-ALOG(10.0)/P(3))*(ALOG10(1.-PDD(2))))
SRS4=ALOG10((-ALOG(10.0)/P(3))*(ALOG10(1.-PDD(1))))
SRS=(SRS1-SRS2)/(SRS3-SRS4)
P(3)=P(3)*(SRL/SRS)

```

```

C      INITIALIZE COUNTERS FOR LINEAR REGRESSION
C
SUM=0
SUMX=0.0
SUMY=0.0
SUMX2=0.0
SUMXY=0.0
C
C      COMPUTE W(I) AND PARAMETERS FOR A STRAIGHT LINE FIT
C
DO 250 I=1,N
W(I)=ALOG10(((1.-.01*PD(I))**(-1./P(3)))-1.)
SUM=SUM+1.0
SUMX=SUMX+SDB(I)
SUMY=SUMY+W(I)
SUMX2=SUMX2+SDB(I)*SDB(I)
SUMXY=SUMXY+SDB(I)*W(I)
C 250 CONTINUE
C
D=SUM*SUMX2-SUMX*SUMX
B=(SUMX2*SUMY-SUMX*SUMXY)/D
A=(SUMXY*SUM-SUMX*SUMY)/D
C
C      COMPUTE K1 AND K2
C
P(1)=10.**(B/(10.*A))
P(2)=10.*A
C
RETURN
END

```

4. REFERENCES

1. J. I. Marcum, "Studies of Target Detection by a Pulsed Radar-Mathematical Appendix," Rand Research Memorandum RM-753, July 1948.

P. Swerling, "Probability of Detection for a Fluctuating Target," Rand Research Memorandum RM-1217, March 1954. See also IRE Trans. Vol IT-6, April 1960.
2. D. P. Meyer and H. A. Mayer, Radar Target Detection, Academic Press, 1973.
3. L. F. Fehlner, "Marcum's and Swerling's Data on Target Detection by a Pulsed Radar," Appendix A of Applied Physics Laboratory, The Johns Hopkins University, Report TG-451 (R.G. Rolls and G.T. Trotter, Methods for Digital Machine Computation of Detection Probability), July 1962.
4. L. V. Blake, "A FORTRAN Computer Program to Calculate the Range of a Pulse Radar," NRL Report 7448, August 1972.
5. R. L. Mitchell and J. F. Walker, "Recursive Methods for Computing Detection Probabilities," IEEE Trans., Vol. AES-7, July 1971, p 671-676.
6. D. O. North, "An Analysis of the Factors which Determine Signal/Noise Discrimination in Pulsed Carrier Systems," Proceedings of the IEEE, Vol. 51, July 1963, p 1010-1027.
7. L. W. Brooks, Jr., "Detection Theory on a Pocket Calculator," Proceedings of the IEEE Southeastern Conference, April 1977, p 354-357.
8. J. Neuvy, "An Aspect of Determining the Range of Radar Detection," IEEE Transactions, Vol. AES-6, July 1970, p 514-521.
9. E. N. Khoury, "Curve Fitting P_D vs. SNR Curves," Technology Service Corporation Memorandum TSC-W21-36, March 1979; (Included as Appendix C of this report).
10. J. N. Bucknam, "Quick PDFIT," Technology Service Corporation Memorandum TSC-W7-73, October 1979; (Included as Appendix F of this report).

APPENDIX A

Approximation Algorithms of Brooks and Neuvy

Table A-1 Brooks' Algorithm for Minimum Required
Signal-to-Noise Ratio [7]

Reference: L. W. Brooks, Jr., "Detection Theory on a Pocket Calculator,"
Proceedings of IEEE Southeastcon, April 1977; p 354-357.

Definitions:

- P_D = Probability detection occurs, given that target signal is present.
- P_{FA} = Probability that detection occurs, given that target signal is not present → probability of false alarm per cell, per N-sample group.
- N = Effective number of samples integrated at video
- ξ = Asymptotic efficiency of the envelope detector
- K = Number of degrees of freedom in the target signal in N samples
- S = Ratio of target signal energy to noise power density that would produce P_D .

Algorithm:

1.	<u>Detector</u>	<u>ξ</u>
	Square Law	1.0
	Linear Law	0.915
	<u>Logarithmic Law</u>	<u>0.608</u>
2.	<u>Target Distribution Case</u>	<u>K</u>
	0. Nonfluctuating	∞
	1. Rayleigh; Correlated over N	1
	2. Rayleigh; Fluctuating samples	N
	3. Chi Square, k=2; Correlated over N	2
	<u>4. Chi Square, k=2; Fluctuating over N</u>	<u>2N</u>

$$3. \quad G_{FA} = 2.36 [-\log_{10} P_{FA}]^{\frac{1}{2}} - 1.02$$

$$T = 1.8 P_D - 0.9$$

$$G_D = 1.23T / (1 - T^2)^{\frac{1}{2}}$$

$$X = G_{FA} + G_D$$

$$L_F = \{-\ln(P_D) \frac{X}{G_{FA}}\}^{-1/K}$$

$$S = \frac{X^2 L_F^2}{4N} \{1 + [1 + 16N / (\xi X^2)]^{\frac{1}{2}}\}$$

$$S_{DB} = 10 \log_{10}(S)$$

4. No analytic inverse for Brooks' formula is known.

Table A-2 Neuvy's Algorithm for Minimum Required Signal-to-Noise Ratio

Reference: J. Neuvy, "An Aspect of Determining the Range of Radar Detection," IEEE Trans., AES-9, July 1970; p 514-521.

Definitions:

- P_D = Probability detection occurs, given that target signal is present.
- P_{FA} = Probability of false alarm, per cell per N-sample group.
- N = Effective number of samples integrated at video.
- S = Ratio of target signal energy.

Algorithm:

1. $E = \exp\{-N/3\}$

2. Target Distribution Case	α	β
0. Nonfluctuating	$1 + 2E$	$1/6$
1. Rayleigh; Correlated over N Samples	$2/3(1+2/3E)$	1
2. Rayleigh; Uncorrelated	1	$1/6+E$
3. Chi-square, k=2; Correlated over N Samples	$3/4(1+2/3E)$	$2/3$
4. Chi-square, k=2; Uncorrelated	1	$1/6+2/3E$

3. $S = \alpha \log_{10}(1/P_{FA}) / \{N^{2/3} (\log_{10}(1/P_D))^{\beta}\}$

$S_{DB} = 10 \log_{10}(S)$

4. Inverse: $U = \left[\frac{\alpha \log_{10}(1/P_{FA})}{S N^{2/3}} \right]^{1/\beta}$

$P_D = 10^{-U}$

APPENDIX B
Coefficients of Khoury-Bucknam
Representations

Definitions:

P_D = Probability of Detection

S_{DB} = Minimum Detectable Signal-to-Noise Ratio in dB

N = Number of signal samples integrated at video

P_{FA} = Probability of False Alarm

Case = Target Distribution Case

0 = Nonfluctuating

1 = Rayleigh, Correlated across N samples

2 = Rayleigh, Decorrelated by sample

3 = Chi-square with $k=2$, Correlated across N samples

4 = Chi-square with $k=2$, Decorrelated by sample

Formulas:

$$P_D = 1 - (1 - P_{FA}) / [1 + (10^{0.1(S_{DB} + AD)})^B]^C$$

$$S_{DB} = \frac{10}{B} \log_{10} \left\{ \left(\frac{1 - P_{FA}}{1 - P_D} \right)^{1/C} - 1 \right\} - AD$$

Table B-1 Coefficients of Khoury-Bucknam Representations Used
in Comparisons

			Distribution Case				
P_{FA}	N	Coef.	0	1	2	3	4
10^{-6}	1	A	0.0433	0.1265		0.0912	
		AD	-13.64	-8.98	See	-10.40	See
		B	3.3177	2.6832	Case 1	2.6786	Case 3
		C	4.8476	0.3205		0.5805	
10^{-6}	10	A	0.2938	0.7345	0.3936	0.5309	0.3475
		AD	-5.32	-1.34	-4.05	-2.75	-4.59
		B	4.1934	2.9222	3.7306	2.9538	3.872
		C	3.7524	0.2962	1.2269	0.5250	1.8606
10^{-6}	100	A	1.3366	3.0761	1.349	2.4660	1.3677
		AD	+1.26	+4.88	+1.30	+3.92	+1.36
		B	5.0991	3.0927	4.9281	3.4707	5.0075
		C	3.3728	0.2815	3.0079	0.4316	3.0079
10^{-8}	1	A	0.0380	0.0991		0.0760	
		AD	-14.20	-10.04	See	-11.19	See
		B	4.5679	3.0893	Case 1	3.2739	Case 3
		C	2.7339	0.2742		0.4504	
10^{-8}	10	A	0.263	0.5861	0.3373	0.4395	0.3090
		AD	-5.80	-2.32	-4.72	-3.57	-5.10
		B	5.5040	3.0900	4.2905	3.2360	4.6284
		C	2.1039	0.2778	1.0263	0.4691	1.3621
10^{-8}	100	A	1.0617	2.917	1.2359	1.9953	1.1749
		AD	+0.26	+4.64	+0.92	+3.00	+0.70
		B	6.3879	4.8264	5.8621	3.5950	5.9854
		C	3.3728	0.1733	2.2816	0.4221	2.9219
10^{-10}	1	A	0.0337	0.0796		0.0590	
		AD	-14.73	-10.99	See	-12.29	See
		B	4.6590	3.1868	Case 1	3.2712	Case 3
		C	3.0079	0.2670		0.4598	

Table B-1 (continued)

		Distribution Case					
P_{FA}	N	Coef.	0	1	2	3	4
10^{-10}	10	A	0.2317	0.5164	0.2897	0.3724	0.2786
		AD	-6.35	-2.87	-5.38	-4.29	-5.55
		B	5.6485	3.4370	4.6576	3.3817	5.1942
		C	2.6065	0.2460	0.9326	0.4504	1.1766
10^{-10}	100	A	1.064	2.2803	1.1535	1.7418	1.1588
		AD	+0.27	+3.58	+0.62	+2.41	+0.64
		B	6.9134	3.4561	6.8119	3.6463	7.1206
		C	2.8617	0.2487	1.7367	0.4127	1.8606

APPENDIX C
Curve Fitting P_D vs SNR Curves

by E. N. Khoury

TSC Memorandum TSC-W21-36

Curve Fitting P_d vs. SNR Curves

by E. N. Khoury

The probability of detection (P_d) for a given signal-to-noise ratio (S) is a complex function of the target mean cross section, target fluctuation statistics, number of pulses integrated and probability of false alarm (detection threshold setting). Computing this function requires evaluating some rather complicated integrals with limits which may extend to infinity. While this may be accomplished by using a Simpson's rule integrator or other such techniques in an iterative manner, these techniques are very general and provide accuracy at the expense of excessive use of computer time and core storage requirements. To reduce these core and time requirements on the program, an approximation method has been developed. This was done by computing a fit to the P_d vs. SNR case desired and using this fit in the Statistical Report Generator. The curve used to fit the data points is a three parameter low pass filter function of the form

$$\hat{P}_d(S) = 1 - \frac{1}{[k_1 * S^{k_2} + 1]^{k_3}} \quad (1)$$

where $\hat{P}_d(S)$ is the estimate of P_d for any given value of SNR

and k_1, k_2, k_3 are the parameters which are varied to obtain the best fit to the desired model; i.e., Swerling Case I, M pulses integrated and $P_{fa} = 10^{-6}$.

If the cost function is selected as the squared-error criteria, the function to be minimized is

$$\begin{aligned} e^2(P_d) &= \sum_{i=1}^N \{P_{di}(S_i) - \hat{P}_{di}(S_i)\}^2 \\ &= \sum_{i=1}^N \{P_{di}(S_i) - [1 - k_1 S_i^{k_2} + 1]^{-k_3}\}^2 \end{aligned} \quad (2)$$

where

- N is the number of data points selected from the appropriate curve of P_d vs. SNR. Note that these points should cover the entire range of P_d values.
- $P_{di}(S_i)$ is the true value of P_d for S_i selected from the appropriate curve.
- $\hat{P}_{di}(S_i)$ is the estimate of $P_{di}(S_i)$.
- k_1, k_2, k_3 are the model parameters.

The minimization is accomplished in a standard manner by taking the partial derivatives of the squared-error with respect to the three parameters and equating to zero. These partial derivatives are:

$$\begin{aligned} \frac{\partial [e^2(P_d)]}{\partial k_1} &= -2 k_3 \sum_{i=1}^N P_{di} S_i^{k_2} [k_1 S_i^{k_2} + 1]^{-k_3-1} \\ &+ 2 k_3 \sum_{i=1}^N S_i^{k_2} [k_1 S_i^{k_2} + 1]^{-k_3-1} \\ &- 2 k_3 \sum_{i=1}^N S_i^{k_2} [k_1 S_i^{k_2} + 1]^{-2 k_3-1} = 0 \end{aligned} \quad (3)$$

$$\begin{aligned} \frac{\partial [e^2(P_d)]}{\partial k_2} &= -2 k_1 k_3 \sum_{i=1}^N P_{di} \ln(S_i) S_i^{k_2} [k_1 S_i^{k_2} + 1]^{-k_3-1} \\ &+ 2 k_1 k_3 \sum_{i=1}^N \ln(S_i) S_i^{k_2} [k_1 S_i^{k_2} + 1]^{-k_3-1} \\ &- 2 k_1 k_3 \sum_{i=1}^N \ln(S_i) S_i^{k_2} [k_1 S_i^{k_2} + 1]^{-2 k_3-1} = 0 \end{aligned} \quad (4)$$

$$\begin{aligned}
\frac{\partial [e^2(P_d)]}{\partial k_3} &= -2 \sum_{i=1}^N (\ln[k_1 S_i^{k_2} + 1]) (k_1 S_i^{k_2} + 1)^{-k_3} P_{di} \\
&+ 2 \sum_{i=1}^N (\ln[k_1 S_i^{k_2} + 1]) (k_1 S_i^{k_2} + 1)^{-k_3} \\
&- 2 \sum_{i=1}^N (\ln[k_1 S_i^{k_2} + 1]) (k_1 S_i^{k_2} + 1)^{-2k_3} = 0
\end{aligned} \tag{5}$$

The required solution is then found by solving the Equations (3), (4) and (5) simultaneously for the three parameters k_1 , k_2 , and k_3 .

More insight into how to iteratively determine a solution for equations (3), (4), and (5) may be obtained by rewriting these equations as follows:

$$\frac{\partial e^2(P_d)}{\partial k_1} = 2 \sum_{i=1}^N \{P_{di}(S_i) - \hat{P}_{di}(S_i)\} \frac{\partial P_{di}(S_i)}{\partial k_1}, \quad i = 1, 2, 3 \tag{6}$$

where

$$\frac{\partial P_{di}}{\partial k_1} = -k_3 S_i^{k_2} [k_1 S_i^{k_2} + 1]^{-k_3-1} \tag{7}$$

$$\frac{\partial P_{di}}{\partial k_2} = -k_1 k_3 \ln(S_i) S_i^{k_2} [k_1 S_i^{k_2} + 1]^{-k_3} \tag{8}$$

$$\frac{\partial P_{di}}{\partial k_2} = -(\ln[k_1 S_i^{k_2} + 1]) (k_1 S_i^{k_2} + 1)^{-k_3-1} \tag{9}$$

Finally, these equations may be solved iteratively by realizing that at steady state

$$\frac{\partial [e^2(P_d)]}{\partial k_1} = \frac{d k_1}{dt} \tag{10}$$

One implementation of the solution to Equations (3), (4) and (5) using (6) through (10) is shown in Figure 1.

The parameters and fits obtained for five cases used in this study are presented in Tables 1 thru 5. Note that the column labeled "PDF" is the fit.

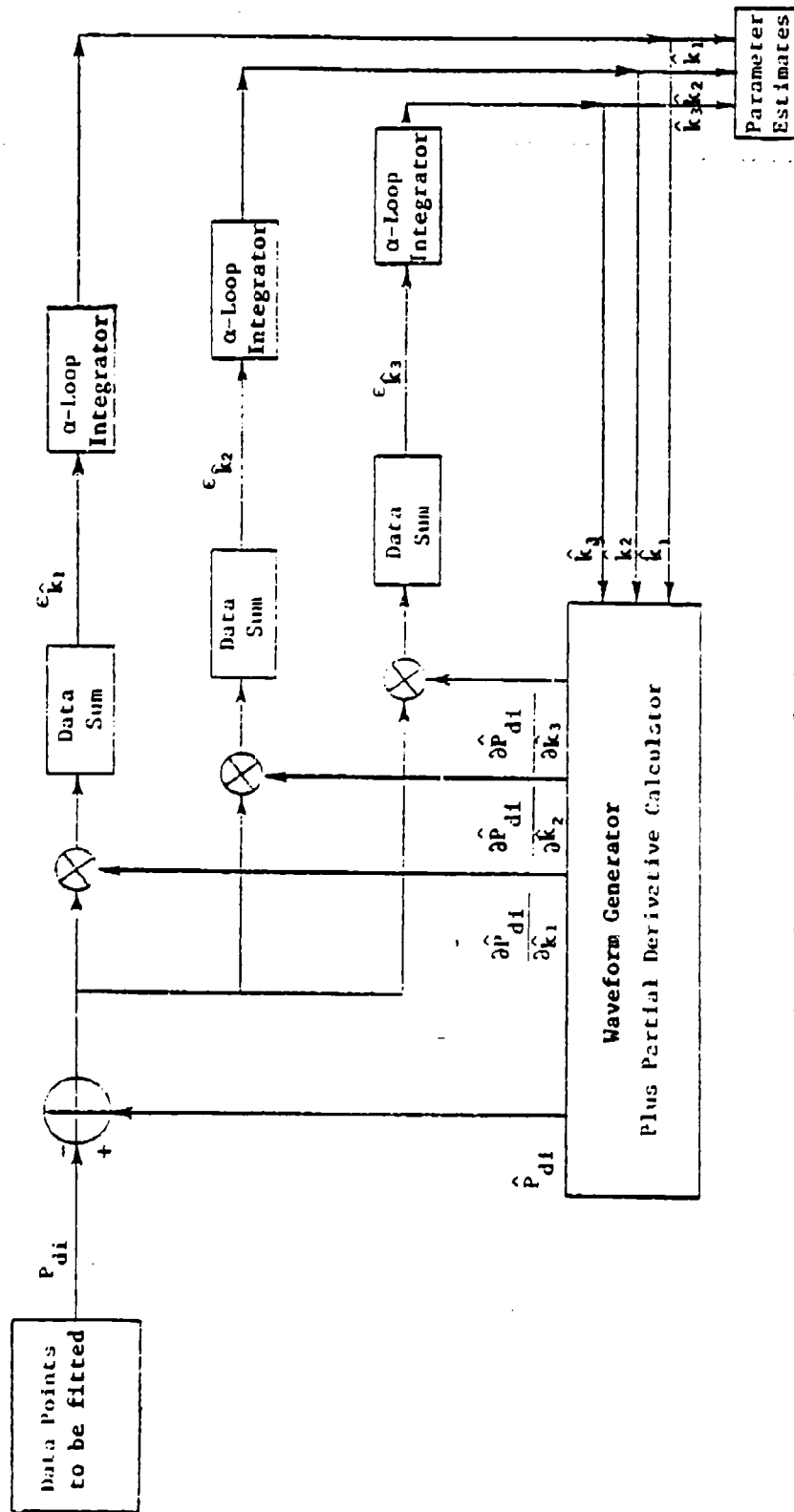


Figure 1: Iterative Solution to Equations (3), (4), and (5)

CASE NUMBER 1

Table 1

Parameter Fit for Swerling Case 1,

$P_{fa} = 10^{-6}$ and 1 Pulse Integrated

Plot -
(1, $k_1 S$)

SWERLING CASE NO.	PFA	PULSES INTEGRATED
1.0	0.1E-05	1

INPUT PARAMETERS

PARAMETER ESTIMATES

PARAMETER 1	PARAMETER 2	PARAMETER 3
0.0118283	1.9788035	0.4340574

FIT

N	SNR	PD	PDF	ERROR
1	0.3820E 01	0.05695	0.04509	-0.00814
2	0.4950E 01	0.03915	0.10165	-0.00350
3	0.7744E 01	0.20509	0.20147	0.00462
4	0.1047E 02	0.39009	0.29460	0.00548
5	0.1375E 02	0.37197	0.38926	0.00271
6	0.1885E 02	0.49873	0.50054	-0.00181
7	0.2651E 02	0.61007	0.61007	-0.00474
8	0.3779E 02	0.70047	0.70494	-0.00447
9	0.5064E 02	0.79927	0.80022	-0.00095
10	0.6263E 03	0.89717	0.89272	0.00445
11	0.8265E 03	0.95870	0.95245	0.00625
12	0.11800E 04	0.99236	0.98903	0.00334

MEAN ERROR = 0.00027

RMS ERROR = 0.00459

Table 2

Parameter Fit for Swerling Case I,
 $P_{fa} = 10^{-6}$ and 4 Pulses Integrated

CASE NUMBER 2

INPUT PARAMETERS	
SWERLING CASE NO.	PULSES INTEGRATED
1.0	4
FFA	
0.1E-05	

10-6

PARAMETER ESTIMATES

PARAMETER 1	PARAMETER 2	PARAMETER 3
0.0976332	2.0438943	0.4196889

FIT

N	SNR	PD	PDF	ERROR	σ
1	0.1154E 01	0.04014	0.05030	-0.01016	0.52
2	0.1715E 01	0.09999	0.10299	-0.00300	0.08
3	0.2300E 01	0.20247	0.19733	0.00514	1.08
4	0.3600E 01	0.30577	0.29987	0.00589	1.07
5	0.4561E 01	0.40911	0.40698	0.00214	1.02
6	0.6205E 01	0.45758	0.45979	-0.00191	1.07
7	0.8756E 01	0.50193	0.60692	-0.00499	1.08
8	0.1234E 02	0.69516	0.69599	-0.00483	1.03
9	0.2037E 02	0.60088	0.80185	-0.00098	1.25
10	0.4537E 02	0.90438	0.89951	0.00487	1.66
11	0.9718E 02	0.95402	0.94753	0.00637	1.77
12	0.5255E 03	0.95132	0.98769	0.00363	

MEAN ERROR = 0.00018

RMS ERROR = 0.00507

CASE NUMBER 3

Table 3

Parameter Fit for Swerling Case I.
 $P_{fa} = 10^{-6}$ and 13 Pulses Integrated

INPUT PARAMETERS			
SWERLING CASE NO.	PFA	PULSES INTEGRATED	
1. 0.	0. 1E-05	13	

PARAMETER ESTIMATES

PARAMETER 1	PARAMETER 2	PARAMETER 3
0. 5393709	2. 1034484	0. 4062731

FIT

N	SNR	PD	PDF	ERROR
1	0. 5439E 00	0. 0453B	0. 05505	-0. 0076B
2	0. 7283E 00	0. 09040	0. 0743B	-0. 00399
3	0. 1174E 01	0. 20985	0. 20415	0. 00569
4	0. 1535E 01	0. 29543	0. 24030	0. 00413
5	0. 2050E 01	0. 37657	0. 39450	0. 00247
6	0. 2751E 01	0. 49832	0. 50053	-0. 00231
7	0. 3787E 01	0. 60023	0. 60551	-0. 00529
8	0. 5283E 01	0. 67156	0. 69668	-0. 00502
9	0. 8519E 01	0. 79550	0. 79753	-0. 00103
10	0. 1884E 02	0. 90057	0. 89553	0. 00504
11	0. 3975E 02	0. 95146	0. 94475	0. 00671
12	0. 2108E 03	0. 97064	0. 98672	0. 00393

MEAN ERROR = 0. 00022

RMS ERROR = 0. 00525

CASE NUMBER 4

Table 4

Parameter Fit for Swerling Case I.
 $P_{fa} = 10^{-6}$ and 50 Pulses Integrated

INPUT PARAMETERS			
SWERLING CASE NO.	PFA	PULSES INTEGRATED	
1.0	0.1E-05	50	

PARAMETER ESTIMATES

PARAMETER 1	PARAMETER 2	PARAMETER 3
3.4545908	2.1501063	0.3971123

FIT

N	SNR	PD	PDF	ERROR
1	0.2503E 00	0.05209	0.06169	-0.00760
2	0.3396E 00	0.10032	0.10357	-0.00325
3	0.4811E 00	0.19749	0.19233	0.00515
4	0.6503E 00	0.29579	0.28952	0.00627
5	0.8520E 00	0.39514	0.39245	0.00269
6	0.1148E 01	0.49540	0.49752	-0.00211
7	0.1571E 01	0.59541	0.60165	-0.00525
8	0.2255E 01	0.67793	0.70290	-0.00497
9	0.3667E 01	0.79968	0.80067	-0.00099
10	0.7695E 01	0.90105	0.89615	0.00491
11	0.1547E 02	0.95117	0.94461	0.00656
12	0.8581E 02	0.99043	0.98654	0.00389

MEAN ERROR = 0.00027

RMS ERROR = 0.00512

CASE NUMBER 5

Table 5

Parameter Fit for Swerling Case I.
 $P_{fa} = 10^{-6}$ and 100 Pulses Integrated

INPUT PARAMETERS			
SWERLING CASE NO.	PFA	PULSES INTEGRATED	
1.0	0.1E-05	100	

PARAMETER ESTIMATES

PARAMETER 1	PARAMETER 2	PARAMETER 3
12.0662518	2.2491016	0.3787246

17/3/65

6-17-65
11-11-65
11-11-65

N	FIT				PDF	ERROR
	SNR	PD	PDF	ERROR		
1	0.1443E 00	0.04214	0.05316	-0.01102		
2	0.2065E 00	0.10471	0.10713	-0.00241		
3	0.2976E 00	0.20587	0.19993	0.00593		
4	0.4036E 00	0.30654	0.30039	0.00615		
5	0.5337E 00	0.40591	0.40501	0.00190		
6	0.7095E 00	0.50704	0.50996	-0.00292		
7	0.9681E 00	0.60591	0.61244	-0.00552		
8	0.1395E 01	0.70547	0.71100	-0.00453		
9	0.2051E 01	0.79009	0.79102	-0.00093		
10	0.4419E 01	0.89570	0.89030	0.00540		
11	0.1090E 02	0.95628	0.94912	0.00717		
12	0.5648E 02	0.99140	0.98747	0.00394		

MEAN ERROR = 0.00026

RMS ERROR = 0.00547

APPENDIX D

Program PDFIT

```

(0001) C PROGRAM PDFIT
(0002) C
(0003) C
(0004) C *INSERT SYSCOM>KEYS.F
(0005) C
(0006) C
(0007) C IMPLICIT DOUBLE PRECISION (A-H,O-Z)
(0008) C
(0009) C INTEGER FILE6(3), CODE
(0010) REAL CASES, PFAS, THS(3), SNRS(12), PDS(12), PDFS(12),
(0011) 1 ERRORS(12), ERRMS, SDERRS, SEC1, SEC2, SECS, SES
(0012) INTEGER IAR(15)
(0013) C
(0014) C DIMENSION PD(12), ED(12), WK(3), ISTOP(12), ST(12), ERROR(12)
(0015) DIMENSION SNR(12), PDF(12), TH(3), DEL(3), DINC(3), W(3,12)
(0016) DIMENSION IP(3), STP(3), NP(100)
(0017) C
(0018) C COMMON/COM/SNR, PDF, TH, DEL, DINC, W, M, KS
(0019) C
(0020) C DATA WK/0.5D0, 0.5D0, 0.5D0/
(0021) DATA ST/0.001D0, 0.001D0, 0.001D0, 0.001D0, 0.001D0, 0.001D0, 0.001D0, 0.001D0,
(0022) 10.001D0, 0.001D0, 0.001D0, 0.001D0, 0.001D0, 0.001D0, 0.001D0/
(0023) DATA IP/:100600/
(0024) C
(0025) C
(0026) C PRINT INFORMATIVE MESSAGES.
(0027) C
(0028) C WRITE(1,3000)
(0029) C WRITE(1,3100)
(0030) C
(0031) C ENTER INPUT DATA.
(0032) C
(0033) C WRITE(1,3200)
(0034) C READ(1,3300)FILE6
(0035) C WRITE(1,3400)
(0036) C READ(1,*)ICASE
(0037) C GO TO (1111,2222,3333), ICASE+1
(0038) 1111 C WRITE(1,3500)
(0039) C READ(1,*)PFAS
(0040) C GO TO 10
(0041) 2222 C WRITE(1,3600)
(0042) C READ(1,*)PFAS
(0043) C GO TO 10
(0044) 3333 C WRITE(1,3700)
(0045) C READ(1,*)PFAS
(0046) 10 C WRITE(1,3800)
(0047) C READ(1,*)NCASE
(0048) C WRITE(1,3900)
(0049) C READ(1,*)(NP(III), III=1, NCASE)
(0050) C WRITE(1,4000)
(0051) C
(0052) C OPEN OUTPUT FILE.
(0053) C
(0054) C CALL SRCH$(K$WRIT, FILE6, 6, 2, 0, CODE)
(0055) C IF(CODE.NE.0) GO TO 9999
(0056) C
(0057) C INTEGER/SINGULAR TO REAL/DOUBLE PRECISION CONVERSION.
(0058) C
(0059) C CASE=FLOAT(ICASE)
(0060) C PFA=DBLE(PFAS)
(0061) C
(0062) C PROCESS SWERLING CASE NCASE TIMES.
(0063) C
(0064) C DO 999 ICNT=1, NCASE
(0065) C
(0066) C PRINT CASE NUMBER BEING PROCSSD.
(0067) C
(0068) C WRITE(1,9000)ICNT
(0069) C
(0070) C NNP=NP(ICNT)
(0071) C
(0072) C INITIALIZATION.

```

```

(0073) C
(0074) L=5
(0075) M=0
(0076) IP(1)=0
(0077) KS=0
(0078) IP(2)=0
(0079) IP(3)=0
(0080) ISS=0
(0081) DEL(1)=0.0001D0
(0082) DEL(2)=0.0001D0
(0083) DEL(3)=0.0001D0
(0084) STP(1)=0.000001D0
(0085) STP(2)=0.000001D0
(0086) STP(3)=0.000001D0
(0087) ISUM=0
(0088) DMIN=1.0D-2
(0089) WEIGH=1.0D0
(0090) SK=1.0D0
(0091) DO 20 I=1,12
(0092) ISTOP(I)=0
(0093) 20 CONTINUE
(0094) SCASE=DBLE(FLOAT(NNP))
(0095) IF(DABS(CASE-1.0D0).LE.0.1D0)SCASE=1.0D0
(0096) IF(CASE-1.0D0.LE.-0.1D0)SCASE=1.1D9
(0097) C
(0098) COMPUTE ADAPTIVE INITIALIZATION FOR SWERLING CASE NUMBER 1.
(0099) C
(0100) RN=DBLE(FLOAT(NNP))
(0101) IF(CASE.NE.1.0D0)GO TO 23
(0102) TH(1)=0.11D0*RN**0.72D0
(0103) TH(2)=2.12D0
(0104) TH(3)=0.4D0
(0105) GO TO 27
(0106) C
(0107) COMPUTE ADAPTIVE INITIALIZATION FOR SWERLING CASE NUMBER 2.
(0108) C
(0109) 23 CONTINUE
(0110) TH(1)=0.11D0*(DBLE(FLOAT(NNP)))**0.36D0
(0111) DEV1=-DLOG10(PFA)-6.0D0
(0112) SC=DSIGN(1.0D0,DEV1)
(0113) DZP=SC*(0.01D0)**(1.0D0/RN)*(DABS(DEV1))**((1.0D0-1.0D0/RN)/2.0D0)
(0114) DZP=-0.8D0*DZP
(0115) TH(2)=1.979D0+3.0D0*((RN-1.0D0)/RN)**6.0D0
(0116) TH(2)=TH(2)+0.8D0*DZP
(0117) TH(3)=0.434D0+1.36D0*((RN-1.0D0)/RN)**6.0D0
(0118) IF(SC.LT.0.0D0)TH(3)=TH(3)+DZP
(0119) IF((CASE.LE.1D0).AND.(NNP.LE.6))TH(2)=TH(2)+1.0D0
(0120) IF((CASE.LE.1D0).AND.(NNP.LE.6))TH(3)=TH(3)+1.8D0
(0121) IF((CASE.LE.1D0).AND.(NNP.LE.6))TH(1)=TH(1)/2.36D0
(0122) 27 PD(1)=0.05D0
(0123) PD(2)=0.1D0
(0124) PD(3)=0.2D0
(0125) PD(4)=0.3D0
(0126) PD(5)=0.4D0
(0127) PD(6)=0.5D0
(0128) PD(7)=0.6D0
(0129) PD(8)=0.7D0
(0130) PD(9)=0.8D0
(0131) PD(10)=0.9D0
(0132) PD(11)=0.95D0
(0133) PD(12)=0.99D0
(0134) SECS=0.
(0135) SES=0.
(0136) C
(0137) COMPUTE SNR.
(0138) C
(0139) SNRMIN=-18.0D0
(0140) SNRMAX=35.0D0
(0141) DO 100 I=1,12
(0142) T=(2.0D0*PD(I)-1.0D0)/1.11D0
(0143) QD=1.231D0*T/DSQRT(1.0D0-T*T)
(0144) Q=2.36D0+DSQRT(-DLOG10(PFA))-1.02D0

```

```

(0145)      XO=(G+GD)**2
(0146)      SN=XO/4. ODO/DBLE(FLOAT(NNP))*(1. ODO+DSQRT(1. ODO+16. ODO*
(0147)      1 DBLE(FLOAT(NNP))/XO))
(0148)      IF(CASE.EQ.0. ODO) SLF=1. ODO
(0149)      IF(CASE.EQ.0. ODO) GO TO 40
(0150)      F1=(1. ODO+GD/G)*(-DLOG(PD(I)))
(0151)      IF(CASE.EQ.1. ODO) GO TO 30
(0152)      SLF=1. ODO/(F1)**(1. ODO/DBLE(FLOAT(NNP)))
(0153)      GO TO 40
(0154) 30   SLF=1. ODO/F1
(0155) 40   SN=SN*SLF
(0156)      SN=10. ODO*DLOG10(SN)
(0157)      SNRMIN=SN-2. ODO
(0158)      SNRMAX=SN+2. ODO
(0159)      DO 80 J=1, 10000
(0160)      SN=(SNRMIN+SNRMAX)/2. ODO
(0161)      CALL TIMDAT(IAR, 15)
(0162)      SEC1=FLOAT(IAR(7))+FLOAT(IAR(8))/FLOAT(IAR(11))
(0163)      CALL DETECT(NNP, FFA, SN, SCASE, 1. OD-4, PROB)
(0164)      CALL TIMDAT(IAR, 15)
(0165)      SEC2=FLOAT(IAR(7))+FLOAT(IAR(8))/FLOAT(IAR(11))
(0166)      SECS=SECS+(SEC2-SEC1)
(0167)      D=PROB-PD(I)
(0168)      IF(D)50, 60, 70
(0169) 50   IF(DABS(D). LE. DMIN) GO TO 90
(0170)      SNRMIN=SN
(0171)      GO TO 80
(0172) 60   GO TO 90
(0173) 70   IF(DABS(D). LE. DMIN) GO TO 90
(0174)      SNRMAX=SN
(0175)      CONTINUE
(0176) 90   SNR(I)=10. ODO**(0. 1DO*SN)
(0177)      PD(I)=PROB
(0178)      SES=SES+SECS/FLOAT(J)
(0179)      SNRMAX=35. ODO
(0180) 100  CONTINUE
(0181)      SLS=SES/FLOAT(I)
(0182)      TH(1)=1. DO/TH(1)
(0183)      IF((CASE. GE. 9DO). AND. (CASE. LE. 1. 1DO)) TH(1)=SNR(3)
(0184)      IF(CASE. LE. 1DO) TH(1)=SNR(9)
(0185)      C
(0186)      C
(0187)  C   COMPUTE INITIAL DECOUPLING MATRIX.
(0188)      CALL VBAR
(0189)      CALL DCPL
(0190)      DO 160 KS=1, 1000
(0191)      M=M+1
(0192)      CALL VBAR
(0193)      C
(0194)  C   COMPUTE DECOUPLING MATRIX.
(0195)      C
(0196)      IF(M. GT. L) CALL DCPL
(0197)      C
(0198)  C   FORM ERRORS.
(0199)      C
(0200)      DO 110 I=1, 12
(0201)      ED(I)=(PDF(I)-PD(I))*WEIGH
(0202)      IF(DABS(ED(I)). LE. ST(I)) ISTOP(I)=1
(0203)      ISUM=ISUM+ISTOP(I)
(0204) 110  CONTINUE
(0205)      C
(0206)  C   COMPUTE WEIGHTED ERRORS.
(0207)      C
(0208)      DO 130 I=1, 3
(0209)      DINC(I)=0. ODO
(0210)      DO 120 K=1, 12
(0211)      DINC(I)=DINC(I)+W(I, K)*ED(K)
(0212) 120  CONTINUE
(0213)      C
(0214)  C   COMPUTE UPDATED PARAMETER ESTIMATE.
(0215)      C
(0216)      TH(I)=TH(I)-WK(I)*DINC(I)/SK

```

```

(0217)      SS=WK(I)*DINC(I)
(0218)      IF(DABS(SS) LE. STP(I)) IP(I)=1
(0219)      ISS=ISS+IP(I)
(0220)      C
(0221)      C CHECK IF ESTIMATE HAS CONVERGED. IF YES, SET ISTOP(I)
(0222)      C EQUAL TO 1.
(0223)      C
(0224)      130 CONTINUE
(0225)      C
(0226)      C HAVE ALL THREE ESTIMATES CONVERGED?
(0227)      C
(0228)      C IF (ISUM.EQ.12) GO TO 170
(0229)      C IF (ISS.EQ.3) GO TO 170
(0230)      DO 140 I=1, 2
(0231)      ISTOP(I)=0
(0232)      140 CONTINUE
(0233)      DO 150 I=1, 3
(0234)      IP(I)=0
(0235)      150 CONTINUE
(0236)      ISS=0
(0237)      ISUM=0
(0238)      160 CONTINUE
(0239)      170 CONTINUE
(0240)      S2=0. ODO
(0241)      SS=0. ODO
(0242)      DO 180 I=1, 12
(0243)      ERROR(I)=PD(I)-PDF(I)
(0244)      S2=S2+ERROR(I)**2
(0245)      SS=SS+ERROR(I)
(0246)      180 CONTINUE
(0247)      ERRM=SS/12. ODO
(0248)      SDERR=DSQRT(S2/12. ODO-ERRM*ERRM)
(0249)      TH(1)=1. DO/TH(1)
(0250)      C
(0251)      C DOUBLE PRECISION TO SINGLE PRECISION CONVERSION.
(0252)      C
(0253)      CASES=SNGL(CASE)
(0254)      PFAS=SNGL(PFA)
(0255)      DO 190 I=1, 3
(0256)      THS(I)=SNGL(TH(I))
(0257)      190 CONTINUE
(0258)      DO 200 I=1, 12
(0259)      SNRS(I)=SNGL(SNR(I))
(0260)      PDS(I)=SNGL(PD(I))
(0261)      PDFS(I)=SNGL(PDF(I))
(0262)      ERRORS(I)=SNGL(ERROR(I))
(0263)      200 CONTINUE
(0264)      ERRMS=SNGL(ERRM)
(0265)      SDERRS=SNGL(SDERR)
(0266)      C
(0267)      C WRITE TO OUTPUT FILE.
(0268)      C
(0269)      WRITE(6, 1400) ICNT
(0270)      WRITE(6, 1420)
(0271)      WRITE(6, 1440)
(0272)      WRITE(6, 1460)
(0273)      WRITE(6, 1500)
(0274)      WRITE(6, 1600)
(0275)      WRITE(6, 1700) CASES, PFAS, NNP
(0276)      WRITE(6, 1800)
(0277)      WRITE(6, 1900)
(0278)      WRITE(6, 2000)
(0279)      WRITE(6, 2100)
(0280)      WRITE(6, 2200) THS(1), THS(2), THS(3)
(0281)      WRITE(6, 2300)
(0282)      WRITE(6, 2400)
(0283)      WRITE(6, 2500)
(0284)      WRITE(6, 2600)
(0285)      WRITE(6, 2700) (I, SNRS(I), PDS(I), PDFS(I), ERRORS(I), I=1, 12)
(0286)      WRITE(6, 2800) ERRMS, SDERRS
(0287)      C
(0288)      C GO TO TOP OF PAGE AND OBTAIN NEXT CASE.

```

```

(OA289) C
(OA290) WRITE(6,2900)IPF
(OA291) C
(OA292) 999 CONTINUE
(OA293) C
(OA294) C REWIND OUTPUT FILE.
(OA295) C
(OA296) REWIND 6
(OA297) C
(OA298) C CLOSE OUTPUT FILE.
(OA299) C
(O300) CALL SRCH$(K*CLOSE,0,0,2,0,0,0,0)
(O301) IF(CODE.NE.0) GO TO 9999
(O302) C
(O303) GO TO 99999
(O304) C
(O305) C FORMATS.
(O306) C
(O307) 1400 FORMAT(//2X,'CASE NUMBER',I4)
(O308) 1420 FORMAT(2X,'-----')
(O309) 1440 FORMAT(///36X,'INPUT PARAMETERS')
(O310) 1460 FORMAT(36X,'-----')
(O311) 1300 FORMAT(//15X,'SWERLING CASE NO.',10X,'PFA',12X,
(O312) 1 'PULSES INTEGRATED')
(O313) 1600 FORMAT(15X,'-----',10X,'---',12X,'-----')
(O314) 1700 FORMAT(//22X,F3.1,11X,E11.1,17X,I3)
(O315) 1800 FORMAT(///34X,'PARAMETER ESTIMATES')
(O316) 1900 FORMAT(34X,'-----')
(O317) 2000 FORMAT(//18X,'PARAMETER 1',10X,'PARAMETER 2',10X,'PARAMETER 3')
(O318) 2100 FORMAT(18X,'-----',10X,'-----')
(O319) 2200 FORMAT(//14X,F14.7,7X,F14.7,7X,F14.7)
(O320) 2300 FORMAT(///42X,'FIT')
(O321) 2400 FORMAT(42X,'-----')
(O322) 2500 FORMAT(//18X,'N',10X,'SNR',10X,'PD',10X,'PDF',10X,'ERROR')
(O323) 2600 FORMAT(18X,'-',10X,'-',10X,'-',10X,'-',10X,'-',10X,'-----')
(O324) 2700 FORMAT(17X,12.6X,E11.4,3X,F8.5,4X,F8.5,6X,F8.5)
(O325) 2800 FORMAT(///19X,'MEAN ERROR = ',F7.5,12X,'RMS ERROR = ',F7.5)
(O326) 2900 FORMAT(A2)
(O327) 3000 FORMAT(///7X,'PROGRAM PDFIT COMPUTES AN EMPIRICAL FIT TO THE',
(O328) 1 2X,' EXACT PD VS. SNR CURVE DESIRED. THE EXACT CURVE IS',
(O329) 1 2X,' SPECIFIED BY SWERLING CASE NUMBER, PROBABILITY OF',
(O330) 1 2X,' FALSE ALARM, AND NUMBER OF PULSES NON-COHERENTLY',
(O331) 1 2X,' INTEGRATED. THIS PROGRAM WILL RETURN THE THREE',
(O332) 1 2X,' PARAMETERS WHICH GIVE THE BEST FIT IN THE MMSE',
(O333) 1 2X,' SENSE (CF. REF. TSC-421-40)',
(O334) 1 6X,' PDFIT WAS DEVELOPED BY E. N. KHOURY, AND R. F.',
(O335) 1 2X,' PUSATERI - JUNE 79. (///)')
(O336) J100 FORMAT(3X,'INPUT DATA CONSISTS OF THE FOLLOWING: ///',
(O337) 1 3X,' A) OUTPUT FILE NAME',
(O338) 1 3X,' B) SWERLING CASE NUMBER',
(O339) 1 3X,' C) PROBABILITY OF FALSE ALARM',
(O340) 1 3X,' D) NUMBER OF CASES TO BE RUN',
(O341) 1 3X,' E) NUMBER OF PULSES INTEGRATED FOR EACH CASE')
(O342) J200 FORMAT(//3X,'ENTER OUTPUT FILE NAME - 6')
(O343) J300 FORMAT(3A2)
(O344) J400 FORMAT(//3X,'ENTER SWERLING CASE NUMBER - 0 1 2')
(O345) J500 FORMAT(//3X,'ENTER PROBABILITY OF FALSE ALARM',
(O346) 1 RANGE: 1 E-3 THROUGH 1 E-13')
(O347) J600 FORMAT(//3X,'ENTER PROBABILITY OF FALSE ALARM - PFA',
(O348) 1 RANGE: 1 E-2 THROUGH 1 E-38')
(O349) J700 FORMAT(//3X,'ENTER PROBABILITY OF FALSE ALARM - PFA',
(O350) 1 RANGE: 1 E-3 THROUGH 1 E-8')
(O351) J800 FORMAT(//3X,'ENTER NUMBER OF CASES TO BE RUN',
(O352) 1 RANGE: 1 THROUGH 100')
(O353) J900 FORMAT(//3X,'ENTER NUMBER OF INTEGRATED PULSES FOR EACH CASE',
(O354) 1 RANGE: 1 THROUGH 100')
(O355) 4000 FORMAT(//)
(O356) 9000 FORMAT('PROCESSING CASE NUMBER:',I4)
(O357) C
(O358) 9901 FORMAT(//2X,D25.8,3X,D25.8,3X,D25.8)
(O359) 9902 FORMAT(//2X,I2,3X,D25.8)
(O360) 9903 FORMAT(//2X,I3,3X,I2,3X,D25.8)

```

```
(0361) C
(0362) 9999 CALL ERRPR$(K$NRTN, CODE, 0, 0, 'PDFIT', 5)
(0363) C
(0364) C
(0365) 99999 CALL EXIT
(0366) END
```



```

(0001) SUBROUTINE DCPLE
(0002) C
(0003) C
(0004) IMPLICIT DOUBLE PRECISION (A-H, O-Z)
(0005) C
(0006) DIMENSION PS(12), TS(12), A(3, 3), B(3, 3), DE(3, 12)
(0007) DIMENSION SNR(12), PDF(12), TH(3), DEL(3), DINC(3), W(3, 12)
(0008) C
(0009) COMMON/COM/SNR, PDF, TH, DEL, DINC, W, M, II
(0010) C
(0011) C
(0012) WEIGH=1. DO
(0013) DO 4 I=1, 3
(0014) DO 2 J=1, 3
(0015) A(I, J)=0.
(0016) 2 CONTINUE
(0017) 4 CONTINUE
(0018) DO 10 I=1, 12
(0019) PS(I)=PDF(I)
(0020) 10 CONTINUE
(0021) DO 30 I=1, 3
(0022) TS(I)=TH(I)
(0023) TH(I)=TH(I)+DEL(I)
(0024) CALL VBAR
(0025) DO 20 J=1, 12
(0026) DE(I, J)=(PDF(J)-PS(J))/DEL(I)/WEIGH
(0027) 20 CONTINUE
(0028) TH(I)=TS(I)
(0029) 30 CONTINUE
(0030) DO 60 MK=1, 3
(0031) DO 50 I=1, 3
(0032) DO 40 J=1, 12
(0033) A(MK, I)=DE(MK, J)*DE(I, J)+A(MK, I)
(0034) W(I, J)=0.
(0035) 40 CONTINUE
(0036) 50 CONTINUE
(0037) 60 CONTINUE
(0038) CALL MXINVR(A, B, IBAD)
(0039) IF (IBAD.EQ.1) WRITE(1, 1000)
(0040) DO 90 MK=1, 3
(0041) DO 80 J=1, 12
(0042) DO 70 I=1, 3
(0043) W(MK, J)=W(MK, J)+B(MK, I)*DE(I, J)
(0044) 70 CONTINUE
(0045) 80 CONTINUE
(0046) 90 CONTINUE
(0047) DO 100 I=1, 12
(0048) PDF(I)=PS(I)
(0049) 100 CONTINUE
(0050) GO TO 108
(0051) 105 CONTINUE
(0052) DO 107 I=1, 3
(0053) DO 106 J=1, 12
(0054) 106 W(I, J)=DE(I, J)
(0055) 107 CONTINUE
(0056) 108 CONTINUE
(0057) M=0
(0058) C
(0059) 1000 FORMAT('DCPLE: ** ERROR ** IBAD = 1')
(0060) C
(0061) RETURN
(0062) END

```

```
(0001) SUBROUTINE DETECT(N, PFA, SN, SWERL, TOL, PROB)
(0002) C
(0003) C
(0004) IMPLICIT DOUBLE PRECISION (A-H, O-Z)
(0005) C
(0006) C
(0007) T=THRESH(PFA, N, 32)
(0008) PROB=PROBDE(T, SN, SWERL, 32, N, TOL)
(0009) C
(0010) RETURN
(0011) END
```

```

(0001)          DOUBLE PRECISION FUNCTION GFUNCT(T,N,M)
(0002)          C
(0003)          C
(0004)          C      THIS FUNCTION COMPUTES THE INCOMPLETE
(0005)          C      GAMMA FUNCTION.
(0006)          C
(0007)          C      IMPLICIT DOUBLE PRECISION (A-H,O-Z)
(0008)          C
(0009)          C      COMMON/DETPD/ TO, TT, G, C, R, D
(0010)          C
(0011)          C
(0012)          C      TO=T
(0013)          C      IF(M.GT.20) GO TO 30
(0014)          C      R=M*N
(0015)          C      TT=T/DBLE(FLOAT(M))
(0016)          C      C=1./ (TT+1. )**R
(0017)          C      D=TT/(1.+TT)
(0018)          C      G=0. DO
(0019)          C      DO 20 K=1, N
(0020)          C      G=G+C
(0021)          C      C=C*(R+DBLE(FLOAT(K))-1.)*D/DBLE(FLOAT(K))
(0022)          20  CONTINUE
(0023)          C      GO TO 50
(0024)          30  TT=T*DBLE(FLOAT(N))
(0025)          C      C=DEXP(-TT)
(0026)          C      G=0. DO
(0027)          C      DO 40 K=1, N
(0028)          C      G=G+C
(0029)          C      C=C*TT/DBLE(FLOAT(K))
(0030)          40  CONTINUE
(0031)          50  GFUNCT=G
(0032)          C
(0033)          C      RETURN
(0034)          C      END

```

```

00001) 1 SEQ NEST          SUBROUTINE MXINVR(A, B, IBAD)
00002) 1              SUBROUTINE MXINVR(A, B, IBAD)
00003) 2              C SUBROUTINE MXINVR FACTORS MATRIX A INTO LU CROUT DECOMPOSITITON
00004) 3              C AND COMPUTES ITS INVERSE, MATRIX B.
00005) 4              C IMPLICIT DOUBLE PRECISION (A-H, O-Z)
00006) 5              C
00007) 6              C DIMENSION A(3, 3), B(3, 3)
00008) 7              C
00009) 8              C FOR(I=1 TO 3)
00010) 9              C   FOR(J=1 TO 3)
00011) 10             C     B(I, J)=0.
00012) 11             C     IF(I.EQ.J) B(I, J)=1.
00013) 12             C   END FOR
00014) 13             C END FOR
00015) 14             C
00016) 15             C IBAD=0
00017) 16             C FOR(K=1 TO 3)
00018) 17             C   FOR(I=K TO 3)
00019) 18             C     DINN1=0. DO
00020) 19             C       FOR(L=1 TO (K-1))
00021) 20             C         DINN1=DINN1+A(I, L)*A(L, K)
00022) 21             C       END FOR
00023) 22             C     A(I, K)=A(I, K)-DINN1
00024) 23             C   END FOR
00025) 24             C * TEST FOR SINGULARITY.
00026) 25             C   IF(A(K, K).NE.0)
00027) 26             C     FOR(J=K+1 TO 3)
00028) 27             C       DINN2=0. DO
00029) 28             C         FOR(L=1 TO (K-1))
00030) 29             C           DINN2=DINN2+A(K, L)*A(L, J)
00031) 30             C         END FOR
00032) 31             C       A(K, J)=(A(K, J)-DINN2)/A(K, K)
00033) 32             C     END FOR
00034) 33             C   ELSE
00035) 34             C     IBAD=1
00036) 35             C     K=4
00037) 36             C   END IF
00038) 37             C END FOR
00039) 38             C
00040) 39             C IF(IBAD.NE.1)
00041) 40             C   FOR(M=1 TO 3)
00042) 41             C     FOR(I=1 TO 3)
00043) 42             C       DINN1=0. DO
00044) 43             C         FOR(K=1 TO (I-1))
00045) 44             C           DINN1=DINN1+A(I, K)*B(K, M)
00046) 45             C         END FOR
00047) 46             C       B(I, M)=(B(I, M)-DINN1)/A(I, I)
00048) 47             C     END FOR
00049) 48             C   FOR(I=3 TO 1 STEP -1)
00050) 49             C     DINN1=0. DO
00051) 50             C       FOR(J=I+1 TO 3)
00052) 51             C         DINN1=DINN1+A(I, J)*B(J, M)
00053) 52             C       END FOR
00054) 53             C     B(I, M)=(B(I, M)-DINN1)
00055) 54             C   END FOR
00056) 55             C ELSE
00057) 56             C
00058) 57             C
00059) 58             C
00060) 59             C
00061) 60             C
00062) 61             C
00063) 62             C
00064) 63             C
00065) 64             C
00066) 65             C
00067) 66             C
00068) 67             C
00069) 68             C
00070) 69             C
00071) 70             C
00072) 71             C

```

```
(0073)      57  1          . RETURN
(0074)      58          END IF
(0075)
(0076)      59          C
(0077)
(0078)      60          RETURN
(0079)      61          END
(0080)
(0081) IFTRAN STATISTICS
(0082)      61 CARDS READ
(0083)      0  ERROR(S) FOUND
```

```

(0001)          DOUBLE PRECISION FUNCTION PROBDE(T, XDB, AK, M, N, ERR)
(0002)          C
(0003)          C
(0004)          C
(0005)          C
(0006)          C
(0007)          C
(0008)          C
(0009)          C
(0010)          C
(0011)          C
(0012)          C
(0013)          C
(0014)          C
(0015)          C
(0016)          C
(0017)          C
(0018)          C
(0019)          C
(0020)          C
(0021)          C
(0022)          C
(0023)          C
(0024)          C
(0025)          C
(0026)          C
(0027)          C
(0028)          C
(0029)          C
(0030)          C
(0031)          C
(0032)          C
(0033)          C
(0034)          C
(0035)          C
(0036)          C
(0037)          C
(0038)          C
(0039)          C
(0040)          C
(0041)          C
(0042)          C
(0043)          C
(0044)          C
(0045)          C
(0046)          C
(0047)          C
(0048)          C
(0049)          C
(0050)          C
(0051)          C
(0052)          C
(0053)          C
(0054)          C
(0055)          C
(0056)          C
(0057)          C
(0058)          C
(0059)          C
(0060)          C
(0061)          C
(0062)          C
(0063)          C
(0064)          C
(0065)          C
(0066)          C
(0067)          C
(0068)          C
(0069)          C
(0070)          C
          FUNCTION CALCULATES PROBABILITY OF DETECTION FOR
          GIVEN THRESHOLD T, CASE AK, NUMBER OF PULSES N,
          NUMBER OF CFAR CELLS M, AND SIGNAL-TO-NOISE XDB.
          IMPLICIT DOUBLE PRECISION (A-H, O-Z)
          INTEGER*4 J
          COMMON /DETPD/ TO, TT, GO, CO, R, D
          DATA TO/-1.0D0/
          IF(DABS(AK-DBLE(FLOAT(N))) .GT. 0.1D0) GO TO 40
          PROBDE=GFUNCT(T/(1.0D0+10.0D0**(.1D0*XDB)), N, M)
          RETURN
40          IF(T.NF.TO) G=GFUNCT(T, N, M)
          G=GO
          C=C0
          XN=DBLE(FLOAT(N))*10.0D0**(.1D0*XDB)
          IF(AK.LE.1000.0D0) GO TO 41
          CHECK FOR POSSIBLE UNDERFLOW.
          IF(XN.GT.700.0D0) GO TO 60
          A=DEXP(-XN)
          GO TO 42
41          A=(1.0D0+XN/AK)**(-AK)
42          E=1.0D0-A
          J=0
          PD=A*0
          A=A*XN/(1.0D0+DBLE(FLOAT(J)))
          IF(AK.LE.1000.0D0) A=A*(1.0D0+(DBLE(FLOAT(J)))/AK)/(1.0D0+XN/AK)
          J=J+1
          IF(FLOAT(J).GT.1.E6) GO TO 53
          G=C+A
          IF M.GT.20, TREAT AS IDEAL CFAR.
          IF(M.GT.20) GO TO 51
          C=C*(R+DBLE(FLOAT(N+(FLOAT(J))-1)))*D/DBLE(FLOAT(N+(FLOAT(J))))
          GO TO 52
51          C=C+TT/DBLE(FLOAT(N+(FLOAT(J))))
52          PD=PD+A*0
          E=E-A
          IF(E.GT.ERR) GO TO 50
          PROBDE=PD
          RETURN
          CONTINUE
          PROBDE=PD
          RETURN
          PRINT ERROR MESSAGE - UNDERFLOW.
60          WRITE(1,1000)
          STOP
          FORMAT(/2X,33HUNDERFLOW FOR NONFLUCTUATING CASE)
          END

```

```

(0001)          DOUBLE PRECISION FUNCTION THRESH(PFA, N, M)
(0002)          C
(0003)          C
(0004)          C THIS FUNCTION COMPUTES THE DETECTION THRESHOLD
(0005)          C FOR A GIVEN PROBABILITY OF FALSE ALARM PFA,
(0006)          C NUMBER OF PULSES N, AND NUMBER OF CFAR CELLS M.
(0007)          C
(0008)          C IMPLICIT DOUBLE PRECISION (A-H, O-Z)
(0009)          C
(0010)          C
(0011)          ERR=PFA/100. DO
(0012)          TO=1.
(0013)          T1=1.1
(0014)          F0=GFUNCT(TO, N, M)-PFA
(0015)          DO 20 I=1, 1000
(0016)          F1=GFUNCT(T1, N, M)-PFA
(0017)          IF (DABS(F1) .LT. ERR) GO TO 30
(0018)          T2=T1-F1*(T1-TO)/(F1-F0)
(0019)          TO=T1
(0020)          T1=T2
(0021)          F0=F1
(0022)          20 CONTINUE
(0023)          30 THRESH=T1
(0024)          C
(0025)          RETURN
(0026)          END

```

```

(0001)          SUBROUTINE VBAR
(0002)          C
(0003)          C
(0004)          IMPLICIT DOUBLE PRECISION (A-H, O-Z)
(0005)          C
(0006)          DIMENSION SNR(12), PDF(12), TH(3), DEL(3), DINC(3), W(3, 12)
(0007)          C
(0008)          COMMON/COM/SNR, PDF, TH, DEL, DINC, W, M, II
(0009)          C
(0010)          C
(0011)          DO 10 I=1, 12
(0012)          PDF(I)=1. 0+((1. DO/TH(1))*SNR(I))**TH(2)
(0013)          IF(PDF(I).LT.1. DO)PDF(I)=1. DO
(0014)          PDF(I)=1. 0/PDF(I)**TH(3)
(0015)          PDF(I)=1. -PDF(I)
(0016)          C
(0017)          10 CONTINUE
(0018)          C
(0019)          RETURN
          END

```


APPENDIX E

Program QFIT

```

(0001) C      PROGRAM QFIT
(0002) C
(0003) C      DIMENSION S(50), SDB(50), P(50), PFIT(50), ERR(50), RELERR(50)
(0004) C      DIMENSION SDBW(15), W(50), AK(3), PDW(50), TH(3)
(0005) C
(0006) C      PF(A1, B1, C1, X)=1. -(1. +(A1*X)**B1)**(-C1)
(0007) C
(0008) C      GET INPUT DATA.
(0009) C
(0010) C      CALL QFIN(N, SDB, P)
(0011) C
(0012) C      CONVERT FROM DB TO POWER RATIO.
(0013) C
(0014) C      DO 50 I=1, N
(0015) C          S(I)=10. ** (SDB(I)*. 1)
(0016) 50    CONTINUE
(0017) C
(0018) C      ESTIMATE COEFFICIENTS.
(0019) C
(0020) C      WRITE(1, 1002)
(0021) C      READ(1, *) IUSE
(0022) C      IF(IUSE .NE. 1) GO TO 55
(0023) C      CALL ESTCOF(N, P, SDB, AK)
(0024) C      GO TO 65
(0025) 55    DO 60 I=1, N
(0026) C          PDW(I)=P(I)*100.
(0027) C          SDBW(I)=SDB(I)
(0028) 60    CONTINUE
(0029) C      CALL GPDFIT(PDW, SDBW, N, AK)
(0030) 65    CONTINUE
(0031) C
(0032) C      COMPUTE FITED VALUES OF PD.
(0033) C
(0034) C      DO 100 I=1, N
(0035) C          PFIT(I)=PF(AK(1), AK(2), AK(3), S(I))
(0036) 100   CONTINUE
(0037) C
(0038) C      COMPUTE ERRORS.
(0039) C
(0040) C      CALL ERRORS(P, PFIT, N, ERR, RELERR, AVERR, AVREL)
(0041) C
(0042) C      OUTPUT PRINTED RESULTS.
(0043) C
(0044) C      CALL QFOUT(SDB, S, P, PFIT, ERR, N, AK)
(0045) C
(0046) C      PLOT RESULTS IF DESIRED.
(0047) C
(0048) C      WRITE(1, 1001)
(0049) C      READ(1, *) IPLOT
(0050) C      IF(IPLOT .EQ. 1) CALL FTPLOT(N, S, P, AK)
(0051) C
(0052) C      DO COMPLETE PDFIT IF DESIRED.
(0053) C
(0054) C      WRITE(1, 1003)
(0055) C      READ(1, *) IPDF
(0056) C      IF(IPDF .NE. 1) GO TO 300
(0057) C          TH(1)=AK(1)
(0058) C          TH(2)=AK(2)
(0059) C          TH(3)=AK(3)
(0060) C          CALL PDFIT(N, SDB, P, TH)
(0061) C
(0062) C      PLOT RESULTS IF DESIRED.
(0063) C
(0064) C      WRITE(1, 1001)
(0065) C      READ(1, *) IPLOT
(0066) C      IF(IPLOT .EQ. 1) CALL FTPLOT(N, S, P, TH)
(0067) 300   CONTINUE
(0068) C
(0069) C      CALL EXIT
(0070) 1001  FORMAT(' IF A PLOT OF RESULTS IS DESIRED ENTER 1, ELSE 0')
(0071) 1002  FORMAT(' TO USE BOBS VERSION ENTER 1, ELSE 0')
(0072) 1003  FORMAT(' TO DO COMPLETE PDFIT ENTER 1, ELSE 0')

(0073) C      END

```

A1	R		000000	0006							
AK	R		000002	0004S	0023A	0029A	0035A	0044A	0050A	0057	
				005B	0059						
AVERR	R		002155	0040A							
AVREL	R		002157	0040A							
B1	R		000000	0006							
C1	R		000000	0006							
ERR	R		000010	0003S	0040A	0044A					
ERRORS	R	EXTERNAL	000000	0040							
ESTCDF	R	EXTERNAL	000000	0023							
EXIT	R	EXTERNAL	000000	0069							
FTPLOT	R	EXTERNAL	000000	0050	0066						
I	I		002161	0014M	0015	0025M	0026	0027	0034M	0035	
IPDF	I		002163	0055M	0056						
IPLOT	I		002164	0049M	0050	0065M	0066				
IUSE	I		002165	0021M	0022						
N	I		002166	0010A	0014	0023A	0025	0029A	0034	0040A	
				0044A	0050A	0060A	0066A				
P	R		000154	0003S	0010A	0023A	0026	0040A	0044A	0050A	
				0060A	0066A						
PDFIT	R	EXTERNAL	000000	0060							
PDW	R		000320	0004S	0026M	0029A					
PF	R		001514	0006S	0035						
PFIT	R		000464	0003S	0035M	0040A	0044A				
QFIN	R	EXTERNAL	000000	0010							
QFCUT	R	EXTERNAL	000000	0044							
QPDFIT	R	EXTERNAL	000000	0029							
RELEERR	R		000630	0003S	0040A						
S	R		000774	0003S	0015M	0035A	0044A	0050A	0066A		
SDE	R		001140	0003S	0010A	0015	0023A	0027	0044A	0060A	
SDBW	R		001304	0004S	0027M	0029A					
TH	R		001342	0004S	0057M	0058M	0059M	0060A	0066A		
W	R		001350	0004S							
X	R		000000	0006							
-100			001704	0034	0036D						
-1001			002050	0048	0064	0070D					
-1002			002103	0020	0071D						
-1003			002127	0054	0072D						
-1300			002047	0056	0067D						
-50			001577	0014	0016D						
-55			001633	0022	0025D						
-60			001651	0025	0028D						
-65			001665	0024	0030D						

0000 ERRORS [(< MAIN. >FTN-REV15. 3]

```

(0001) SUBROUTINE DCPLC
(0002) C
(0003) C
(0004) IMPLICIT DOUBLE PRECISION (A-H,O-Z)
(0005) C
(0006) DIMENSION PS(12),TS(12),A(3,3),B(3,3),DE(3,12)
(0007) DIMENSION SNR(12),PDF(12),TH(3),DEL(3),DINC(3),W(3,12)
(0008) C
(0009) COMMON/COM/SNR,PDF,TH,DEL,DINC,W,M,II,JV
(0010) C
(0011) C
(0012) WEIGH=1. DO
(0013) DO 4 I=1,3
(0014) DO 2 J=1,3
(0015) A(I,J)=0.
(0016) 2 CONTINUE
(0017) 4 CONTINUE
(0018) DO 10 I=1,JV
(0019) PS(I)=PDF(I)
(0020) 10 CONTINUE
(0021) DO 30 I=1,3
(0022) TS(I)=TH(I)
(0023) TH(I)=TH(I)+DEL(I)
(0024) CALL VBAR
(0025) DO 20 J=1,JV
(0026) DE(I,J)=(PDF(J)-PS(J))/DEL(I)/WEIGH
(0027) 20 CONTINUE
(0028) TH(I)=TS(I)
(0029) 30 CONTINUE
(0030) DO 60 MK=1,3
(0031) DO 50 I=1,3
(0032) DO 40 J=1,JV
(0033) A(MK,I)=DE(MK,J)*DE(I,J)+A(MK,I)
(0034) W(I,J)=0.
(0035) 40 CONTINUE
(0036) 50 CONTINUE
(0037) 60 CONTINUE
(0038) CALL MXINVR(A,B,IBAD)
(0039) IF (IBAD.EQ.1) WRITE(1,1000)
(0040) DO 90 MK=1,3
(0041) DO 80 J=1,JV
(0042) DO 70 I=1,3
(0043) W(MK,J)=W(MK,J)+B(MK,I)*DE(I,J)
(0044) 70 CONTINUE
(0045) 80 CONTINUE
(0046) 90 CONTINUE
(0047) DO 100 I=1,JV
(0048) PDF(I)=PS(I)
(0049) 100 CONTINUE
(0050) GO TO 108
(0051) 105 CONTINUE
(0052) DO 107 I=1,3
(0053) DO 106 J=1,JV
(0054) 106 W(I,J)=DE(I,J)
(0055) 107 CONTINUE
(0056) 108 CONTINUE
(0057) M=0
(0058) C
(0059) 1000 FORMAT('DCPLC: ** ERROR ** IBAD = 1')
(0060) C
(0061) RETURN
(0062) END

```

A	D	000002	0006S	0015M	0033M	003FA			
B	D	000046	0006S	0038A	0043				
DCPLE	D	000000	0001S						
DE	D	000112	0006S	0026M	0033	0043	0054		
DEL	D /COM/	000154	0007S	0009S	0023	0026			
DINC	D /COM/	000170	0007S	0009S					
I	I	001125	0013M	0015	0018M	0019	0021M	0022	0023
			0026	0028	0031M	0033	0034	0042M	0043
			0047M	0048	0052M	0054			
IBAD	I	001131	0038A	0039					
II	I /COM/	000425	0009S						
J	I	001132	0014M	0015	0025M	0026	0032M	0033	0034
			0041M	0043	0053M	0054			
JV	I /COM/	000426	0009S	0018	0025	0032	0041	0047	0053
M	I /COM/	000424	0009S	0057M					
MK	I	001133	0030M	0033	0040M	0043			
MXINVR	I EXTERNAL	000000	0038						
PDF	D /COM/	000060	0007S	0009S	0019	0026	0048M		
PS	D	000332	0006S	0019M	0026	0048			
SNR	D /COM/	000000	0007S	0009S					
TH	D /COM/	000140	0007S	0009S	0022	0023M	0028M		
TS	D	000412	0006S	0022M	0028				
VBAR	D EXTERNAL	000000	0024						
W	D /COM/	000204	0007S	0009S	0034M	0043M	0054M		
WEIGH	D	001134	0012M	0026					
10		000537	0018	0020D					
100		001040	0047	0049D					
11000		001102	0039	0059D					
1105		001046	0051D						
1106		001052	0033	0054D					
1107		001072	0052	0055D					
1109		001100	0050	0056D					
120		000513	0014	0016D					
1200		000614	0023	0027D					
1300		000631	0021	0029D					
140		000521	0013	0017D					
140		000706	0032	0035D					
150		000714	0031	0036D					
160		000722	0030	0037D					
170		001006	0042	0044D					
180		001014	0041	0045D					
190		001022	0040	0046D					

0000 ERRORS [<DCPLE >FTN-REV15.3]

```

(0001) SUBROUTINE ERRORS(XACT, XMES, N, ERR, RELERR, AVERR, AVREL, SDVERR)
(0002)
(0003) DESCRIPTION
(0004)
(0005) COMPUTES THE ABSOLUTE AND RELATIVE ERRORS FOR EACH DATA POINT.
(0006) ALSO COMPUTES THE AVERAGE ABSOLUTE ERROR, AVERAGE RELATIVE ERROR,
(0007) & THE STANDARD DEVIATION OF THE DATA.
(0008)
(0009) METHOD
(0010)
(0011) USES THE STANDARD DEFINITIONS FOR ABSOLUTE, RELATIVE ERRORS,
(0012) & STANDARD DEVIATION.
(0013)
(0014) VARIABLE DESCRIPTIONS
(0015)
(0016)
(0017) NAME TYPE DIM DESCRIPTION UNITS VIA
(0018)
(0019) INPUTS:
(0020)
(0021) N I 1 NUMBER OF DATA POINTS - CALL SEQ
(0022) XACT R N ACTUAL VALUES OF DATA - CALL SEQ
(0023) XMES R N MEASURED VALUES OF DATA - CALL SEQ
(0024)
(0025) OUTPUTS:
(0026)
(0027) AVERR R 1 AVERAGE ABSOLUTE ERROR - CALL SEQ
(0028) AVREL R 1 AVERAGE RELATIVE ERROR % CALL SEQ
(0029) ERR R N ABSOLUTE ERROR OF EACH POINT - CALL SEQ
(0030) RELERR R N RELATIVE ERROR OF EACH POINT % CALL SEQ
(0031) SDVERR R 1 STANDARD DEVIATION OF DATA - CALL SEQ
(0032)
(0033) IMPORTANT LOCAL VARIABLES: NONE
(0034)
(0035) EXTERNAL REFERENCES
(0036)
(0037) NONE
(0038)
(0039) REFERENCE BOOKS, REPORTS/MEMOS
(0040)
(0041)
(0042)
(0043) AUTHOR
(0044)
(0045) R. E. BLASE
(0046)
(0047) DIMENSION XACT(1), XMES(1), ERR(1), RELERR(1)
(0048)
(0049) COMPUTE ERRORS FOR EACH COMPONENT.
(0050)
(0051) S1=0.
(0052) S2=0.
(0053) SSG=0.
(0054) IBAD=0
(0055) DO 50 I=1, N
(0056) ERR(I)=XACT(I)-XMES(I)
(0057) IF(XACT(I) .EQ. 0.) IBAD=IBAD+1
(0058) IF(XACT(I) .NE. 0.) RELERR(I)=(ERR(I)/XACT(I))*100.
(0059) S1=S1+ERR(I)
(0060) S2=S2+RELERR(I)
(0061) SSG=SSG+ERR(I)*ERR(I)
(0062) CONTINUE
(0063)
(0064) COMPUTE AVERAGE ERRORS.
(0065)
(0066) AVERR=S1/N
(0067) NUSE=N-IBAD
(0068) AVREL=S2/NUSE
(0069)
(0070) COMPUTE STANDARD DEVIATION.
(0071)
(0072) SDVERR=SQRT(SSG/N-AVERR*AVERR)
(0073)
(0074) RETURN
(0075) END

```

AVERR	R	ARGUMENT	000010	0001S	0066M	0072				
AVREL	R	ARGUMENT	000011	0001S	0068M					
ERR	R	ARGUMENT	000006	0001S	0047S	J056M	J058	0059	0061	
ERRORS	R		000000	0001S						
I	I		000205	0055M	0056	0057	0058	0059	0060	0061
IBAD	I		000212	0054M	0057M	0067				
N	I	ARGUMENT	000005	0001S	0055	0066	0067	0072		
NUSE	I		000213	0067M	0068					
RELEERR	R	ARGUMENT	000007	0001S	0047S	0058M	0060			
S1	R		000216	0051M	0059M	0066				
S2	R		000220	0052M	0060M	0068				
SDVERR	R	ARGUMENT	000012	0001S	0072M					
SGRT	R	EXTERNAL	000000	0072						
SSQ	R		000222	0053M	0061M	0072				
XACT	R	ARGUMENT	000003	0001S	0047S	0056	0057	0058		
XMES	R	ARGUMENT	000004	0001S	0047S	0056				
_50			000132	0055	0062D					

0000 ERRORS [<ERRORS>FTN-REV15. 3]

```

(0001) SUBROUTINE ESTCOF(N,P,SDB,AK)
(0002) C
(0003) C DESCRIPTION
(0004) C -----
(0005) C COMPUTES THE 1ST ESTIMATE OF THE PARAMETERS FOR THE
(0006) C PDFIT FUNCTION.
(0007) C
(0008) C METHOD
(0009) C -----
(0010) C USES THE ALOGRITHM DEVELOPED BY J. BUCKNAM DESCRIBED IN
(0011) C A MEMO ON 'QUICK PDFIT'.
(0012) C
(0013) C VARIABLE DESCRIPTIONS
(0014) C -----
(0015) C
(0016) C NAME TYPE DIM DESCRIPTION UNITS VIA
(0017) C
(0018) C INPUTS:
(0019) C N I 1 NUMBER OF (S,P) DATA PAIRS - CALL SEQ
(0020) C P R N ACTUAL PD VALUES - CALL SEQ
(0021) C SDB R N ACTUAL SIGNAL-TO-NOISE RATIOS DB CALL SEQ
(0022) C
(0023) C OUTPUTS:
(0024) C AK R 3 INITIAL ESTIMATES FOR K1,K2,K3 - CALL SEQ
(0025) C
(0026) C LOCAL VARIABLES:
(0027) C A R 1 SLOPE OF W VERS SDB FIT
(0028) C B R 1 Y INTERCEPT OF W VERS SDB FIT
(0029) C AKJUN R 1 UNCORRECTED ESTIMATE FOR K3
(0030) C SRL R 1 RATIO OF SLOPE OF TRUE FUNCTION TO SLOPE
(0031) C OF ASYMPTOTIC FUNCTION AT LARGE PD
(0032) C SRS R 1 RATIO OF SLOPE OF TRUE FUNCTION TO SLOPE
(0033) C OF ASYMPTOTIC FUNCTION AT SMALL PD
(0034) C Y1 R 1 1ST VALUE USED FOR SMALL PD
(0035) C Y2 R 1 2ND VALUE USED FOR SMALL PD
(0036) C YM R 1 SLOPE OF Y VERS. SDB CURVE
(0037) C W1 R 1 VALUES OF BUCKNAM FUNCTION -
(0038) C Z3 R 1 1ST VALUE USED FOR LARGE PD
(0039) C Z4 R 1 2ND VALUE USED FOR LARGE PD
(0040) C ZM R 1 SLOPE OF Z VERS. SDB CURVE
(0041) C
(0042) C EXTERNAL REFS:
(0043) C -----
(0044) C INSORT -INSERTION SORTING ROUTINE
(0045) C
(0046) C REFERENCE BOOKS, REPORTS/MEMOS
(0047) C -----
(0048) C TSC-W7-73/RAD, J. BUCKNAM, 1979
(0049) C
(0050) C AUTHOR
(0051) C -----
(0052) C R. E. BLASE
(0053) C
(0054) C DIMENSION P(1),SDB(1),AK(3)
(0055) C
(0056) C SORT P & S ARRAYS ACCORDING TO INCREASING PD.
(0057) C
(0058) C CALL INSORT(SDB,P,1,N)
(0059) C
(0060) C COMPUTE SLOPE FOR SMALL PD.
(0061) C
(0062) C Y1=ALOG10(-ALOG10(1.-P(1)))
(0063) C Y2=ALOG10(-ALOG10(1.-P(2)))
(0064) C YM=(Y2-Y1)/(SDB(2)-SDB(1))
(0065) C
(0066) C COMPUTE SLOPE FOR LARGE PD.
(0067) C
(0068) C NM1=N-1
(0069) C Z3=-ALOG10(1.-P(NM1))
(0070) C Z4=-ALOG10(1.-P(N))
(0071) C ZM=(Z4-Z3)/(SDB(N)-SDB(NM1))
(0072) C

```



```

(0073) C      COMPUTE UNCORRECTED VALUE OF K3.
(0074) C
(0075)      AK3UN=ZM/YM
(0076)      RAK3UN=1./AK3UN
(0077) C
(0078) C      COMPUTE CORRECTION FACTOR.
(0079) C
(0080)      PTIL1=1.-(1.-P(1))**(RAK3UN)
(0081)      PTIL2=1.-(1.-P(2))**(RAK3UN)
(0082)      PTIL3=1.-(1.-P(NM1))**(RAK3UN)
(0083)      PTIL4=1.-(1.-P(N))**(RAK3UN)
(0084)      SRLT2=ALOG10(((1.-PTIL4)**(-RAK3UN))-1.)
(0085)      SRLT1=ALOG10(((1.-PTIL3)**(-RAK3UN))-1.)
(0086)      SRLB2=(-RAK3UN)*ALOG10(1.-PTIL4)
(0087)      SRLB1=(-RAK3UN)*ALOG10(1.-PTIL3)
(0088)      SRL=(SRLT2-SRLT1)/(SRLB2-SRLB1)
(0089)      SRST2=ALOG10(((1.-PTIL2)**(-RAK3UN))-1.)
(0090)      SRST1=ALOG10(((1.-PTIL1)**(-RAK3UN))-1.)
(0091)      CONST=ALOG(10.0)
(0092)      SRSB2=ALOG10((-CONST*RAK3UN)*(ALOG10(1.-PTIL2)))
(0093)      SRSB1=ALOG10((-CONST*RAK3UN)*(ALOG10(1.-PTIL1)))
(0094)      SRS=(SRST2-SRST1)/(SRSB2-SRSB1)
(0095) C
(0096) C      CORRECT K3.
(0097) C
(0098)      AK3=AK3UN*SRL/SRS
(0099)      RAK3=1./AK3
(0100) C
(0101) C      COMPUTE VALUES OF BUCKNAM FUNCTION FOR GIVEN PD'S.
(0102) C      FIT W TO W=A*S + B
(0103) C
(0104)      SUM=FLOAT(N)
(0105)      SUMX=0.
(0106)      SUMY=0.
(0107)      SUMX2=0.
(0108)      SUMXY=0.
(0109)      DO 200 I=1,N
(0110)          SDBI=SDB(I)
(0111)          WI=ALOG10(((1.-P(I))**(-RAK3))-1.)
(0112)          SUMX=SUMX+SDBI
(0113)          SUMY=SUMY+WI
(0114)          SUMX2=SUMX2+SDBI*SDBI
(0115)          SUMXY=SUMXY+SDBI*WI
(0116) 200 CONTINUE
(0117)      D=SUM*SUMX2-SUMX*SUMX
(0118)      B=(SUMX2*SUMY-SUMX*SUMXY)/D
(0119)      A=(SUMXY*SUM-SUMX*SUMY)/D
(0120) C
(0121) C      COMPUTE K1, K2
(0122) C
(0123)      AK10=10.*A
(0124)      AK(1)=10.*(B/AK10)
(0125)      AK(2)=AK10
(0126)      AK(3)=AK3
(0127) C
(0128)      RETURN
(0129)      END

```

A	R		000747	0119M	0123					
AK	R	ARGUMENT	000006	0001S	0034S	0124M	0125M	0126M		
AK10	R		000731	0123M	0124	0125				
AK3	R		000733	0098M	0099	0126				
AK3UN	R		000733	0073M	0076	0098				
AL00	R	EXTERNAL	000000	0091						
AL0010	R	EXTERNAL	000000	0062	0063	0069	0070	0084	0085	0086
				0087	0089	0090	0092	0093	0111	
B	R		000737	0118M	0124					
CONST	R		000761	0091M	0092	0093				
D	R		000763	0117M	0118	0119				
ESTCOF	R		000000	0001S						
FLOAT	R	EXTERNAL	000000	0104						
I	I		000765	0109M	0110	0111				
INSORT	I	EXTERNAL	000000	0033						
N	I	ARGUMENT	000003	0001S	0038A	0068	0070	0071	0083	0104
				0109						
NM1	I		000770	0068M	0069	0071	0082			
P	R	ARGUMENT	000004	0001S	0034S	0038A	0062	0063	0069	0070
				0080	0081	0082	0083	0111		
PTIL1	R		000771	0080M	0090	0093				
PTIL2	R		000773	0081M	0089	0092				
PTIL3	R		000775	0082M	0085	0087				
PTIL4	R		000777	0083M	0084	0086				
RAK3	R		001011	0099M	0111					
RAK3UN	R		001013	0076M	0080	0081	0082	0083	0084	0085
				0086	0087	0089	0090	0092	0093	
SDB	R	ARGUMENT	000003	0001S	0034S	0038A	0064	0071	0110	
SDB1	R		001013	0110M	0112	0114	0115			
SRL	R		001017	0088M	0098					
SRLB1	R		001021	0087M	0088					
SRLB2	R		001023	0086M	0088					
SRLT1	R		001025	0083M	0088					
SRLT2	R		001027	0084M	0088					
SRS	R		001031	0094M	0098					
SRSB1	R		001033	0093M	0094					
SRSB2	R		001035	0092M	0094					
SRSB3	R		001037	0090M	0094					
SRSB4	R		001041	0089M	0094					
SUM	R		001043	0104M	0117	0119				
SUMX	R		001045	0103M	0112M	0117	0118	0119		
SUMX2	R		001047	0107M	0114M	0117	0118	0119		
SUMXY	R		001051	0108M	0113M	0118	0119			
SUMY	R		001053	0106M	0113M	0118	0119			
Y1	R		001055	0111M	0113	0115				
Y2	R		001057	0062M	0064					
YM	R		001061	0063M	0064					
Y3	R		001063	0064M	0073					
Z3	R		001065	0069M	0071					
Z4	R		001067	0070M	0071					
ZM	R		001071	0071M	0073					
_200			000627	0109	01160					

0000 ERRORS [<ESTCOF>FTN-REV13.3]

```
(0001) SUBROUTINE FTPLLOT(N, S, P, AK)
(0002) C
(0003) DIMENSION S(1), P(1), AK(3)
(0004) C
(0005) C
(0006) C
(0007) OPEN PLOTTER.
(0008) C
(0009) CALL PLOTS(4, 0, 0)
(0010) C
(0011) PLOT DATA.
(0012) C
(0013) CALL PTDATA(N, S, P)
(0014) C
(0015) PLOT FIT
(0016) C
(0017) CALL PTGFIT(AK)
(0018) C
(0019) CLOSE PLOTTER.
(0020) C
(0021) CALL PLOT(0., 0., 999)
(0022) RETURN
END
```

AK	R	ARGUMENT	000006	0001S	0003S	0015A
FTPLOT	R		000000	0001S		
N	I	ARGUMENT	000003	0001S	0011A	
P	R	ARGUMENT	000005	0001S	0003S	0011A
PLOT	R	EXTERNAL	000000	0019		
PLOTS	R	EXTERNAL	000000	0007		
PTDATA	R	EXTERNAL	000000	0011		
PTQFIT	R	EXTERNAL	000000	0013		
S	R	ARGUMENT	000004	0001S	0003S	0011A

0000 ERRORS [<FTPLOT>FTN-REV15.3]

```

SEQ NEST      SUBROUTINE INSERT(Z,W,IF,IL)
  1           SUBROUTINE INSERT(Z,W,IF,IL)
  2           C
  3           C
  4           C      (Z,W) ARE DATA PAIRS
  5           C      SORTING W TO BE IN INCREASING ORDER
  6           C      INSERTION SORTING USED
  7           C      IF IS THE FIRST ELEMENT OF ARRAY TO BE SORTED
  8           C      IL IS THE LAST ELEMENT OF ARRAY TO BE SORTED
  9           DIMENSION Z(1),W(1)
 10           C
 11           C      USING COMPILER TIME DOMAIN
 12           C      COMPUTATION DONE IN PLACE
 13           C
 14           ISTAR=IF+1
 15           DO 50 J=ISTAR, IL
 16           C
 17           C      SUBROUTINE TO INSERT W(IF+1) TO W(IL)
 18           C
 19           CALL INSERT(Z,W,J,IF,IL)
 20           50 CONTINUE
 21           RETURN
 22           END

```

```

SEG NEST          SUBROUTINE INSERT(Z, W, I, NF, NL)
23              SUBROUTINE INSERT(Z, W, I, NF, NL)
24              C
25              C
26              C
27              C
28              C
29              C
30              C
31              DIMENSION Z(1), W(1)
32              C
33              C
34              C
35              C
36              J=I-1
37              Y=W(I)
38              X=Z(I)
39              50 IF(Y .GE. W(J)) GO TO 100
40              C
41              C
42              C
43              C
44              W(J+1)=W(J)
45              Z(J+1)=Z(J)
46              ISTOP=NF-1
47              J=J-1
48              IF(J .EQ. ISTOP) GO TO 100
49              GO TO 50
50              100 W(J+1)=Y
51              Z(J+1)=X
52              RETURN
53              END

IFTRAN STATISTICS
53 CARDS READ
0 ERROR(S) FOUND
1 SEG NEST      SUBROUTINE MXINVR(A, B, IBAD)
1              SUBROUTINE MXINVR(A, B, IBAD)
2              C
3              C
4              C
5              C
6              C
7              C
8              C
9              C
10             C
11             C
12             C
13             C
14             C
15             C
16             C
17             C
18             C
19             C
20             C
21             C
22             C
23             C
24             C
25             C
26             C
27             C
28             C
29             C
30             C
31             C
32             C
33             C
34             C
35             C
36             C
37             C
38             C
39             C
40             C
41             C
42             C
43             C
44             C
45             C
46             C
47             C
48             C
49             C
50             C
51             C
52             C
53             C
54             C
55             C
56             C
57             C
58             C
59             C
60             C
61             C
62             C
63             C
64             C
65             C
66             C
67             C
68             C
69             C
70             C
71             C
72             C
73             C
74             C
75             C
76             C
77             C
78             C
79             C
80             C
81             C
82             C
83             C
84             C
85             C
86             C
87             C
88             C
89             C
90             C
91             C
92             C
93             C
94             C
95             C
96             C
97             C
98             C
99             C
100            C
101            C
102            C
103            C
104            C
105            C
106            C
107            C
108            C
109            C
110            C
111            C
112            C
113            C
114            C
115            C
116            C
117            C
118            C
119            C
120            C
121            C
122            C
123            C
124            C
125            C
126            C
127            C
128            C
129            C
130            C
131            C
132            C
133            C
134            C
135            C
136            C
137            C
138            C
139            C
140            C
141            C
142            C
143            C
144            C
145            C
146            C
147            C
148            C
149            C
150            C
151            C
152            C
153            C
154            C
155            C
156            C
157            C
158            C
159            C
160            C
161            C
162            C
163            C
164            C
165            C
166            C
167            C
168            C
169            C
170            C
171            C
172            C
173            C
174            C
175            C
176            C
177            C
178            C
179            C
180            C
181            C
182            C
183            C
184            C
185            C
186            C
187            C
188            C
189            C
190            C
191            C
192            C
193            C
194            C
195            C
196            C
197            C
198            C
199            C
200            C
201            C
202            C
203            C
204            C
205            C
206            C
207            C
208            C
209            C
210            C
211            C
212            C
213            C
214            C
215            C
216            C
217            C
218            C
219            C
220            C
221            C
222            C
223            C
224            C
225            C
226            C
227            C
228            C
229            C
230            C
231            C
232            C
233            C
234            C
235            C
236            C
237            C
238            C
239            C
240            C
241            C
242            C
243            C
244            C
245            C
246            C
247            C
248            C
249            C
250            C
251            C
252            C
253            C
254            C
255            C
256            C
257            C
258            C
259            C
260            C
261            C
262            C
263            C
264            C
265            C
266            C
267            C
268            C
269            C
270            C
271            C
272            C
273            C
274            C
275            C
276            C
277            C
278            C
279            C
280            C
281            C
282            C
283            C
284            C
285            C
286            C
287            C
288            C
289            C
290            C
291            C
292            C
293            C
294            C
295            C
296            C
297            C
298            C
299            C
300            C
301            C
302            C
303            C
304            C
305            C
306            C
307            C
308            C
309            C
310            C
311            C
312            C
313            C
314            C
315            C
316            C
317            C
318            C
319            C
320            C
321            C
322            C
323            C
324            C
325            C
326            C
327            C
328            C
329            C
330            C
331            C
332            C
333            C
334            C
335            C
336            C
337            C
338            C
339            C
340            C
341            C
342            C
343            C
344            C
345            C
346            C
347            C
348            C
349            C
350            C
351            C
352            C
353            C
354            C
355            C
356            C
357            C
358            C
359            C
360            C
361            C
362            C
363            C
364            C
365            C
366            C
367            C
368            C
369            C
370            C
371            C
372            C
373            C
374            C
375            C
376            C
377            C
378            C
379            C
380            C
381            C
382            C
383            C
384            C
385            C
386            C
387            C
388            C
389            C
390            C
391            C
392            C
393            C
394            C
395            C
396            C
397            C
398            C
399            C
400            C
401            C
402            C
403            C
404            C
405            C
406            C
407            C
408            C
409            C
410            C
411            C
412            C
413            C
414            C
415            C
416            C
417            C
418            C
419            C
420            C
421            C
422            C
423            C
424            C
425            C
426            C
427            C
428            C
429            C
430            C
431            C
432            C
433            C
434            C
435            C
436            C
437            C
438            C
439            C
440            C
441            C
442            C
443            C
444            C
445            C
446            C
447            C
448            C
449            C
450            C
451            C
452            C
453            C
454            C
455            C
456            C
457            C
458            C
459            C
460            C
461            C
462            C
463            C
464            C
465            C
466            C
467            C
468            C
469            C
470            C
471            C
472            C
473            C
474            C
475            C
476            C
477            C
478            C
479            C
480            C
481            C
482            C
483            C
484            C
485            C
486            C
487            C
488            C
489            C
490            C
491            C
492            C
493            C
494            C
495            C
496            C
497            C
498            C
499            C
500            C
501            C
502            C
503            C
504            C
505            C
506            C
507            C
508            C
509            C
510            C
511            C
512            C
513            C
514            C
515            C
516            C
517            C
518            C
519            C
520            C
521            C
522            C
523            C
524            C
525            C
526            C
527            C
528            C
529            C
530            C
531            C
532            C
533            C
534            C
535            C
536            C
537            C
538            C
539            C
540            C
541            C
542            C
543            C
544            C
545            C
546            C
547            C
548            C
549            C
550            C
551            C
552            C
553            C
554            C
555            C
556            C
557            C
558            C
559            C
560            C
561            C
562            C
563            C
564            C
565            C
566            C
567            C
568            C
569            C
570            C
571            C
572            C
573            C
574            C
575            C
576            C
577            C
578            C
579            C
580            C
581            C
582            C
583            C
584            C
585            C
586            C
587            C
588            C
589            C
590            C
591            C
592            C
593            C
594            C
595            C
596            C
597            C
598            C
599            C
600            C
601            C
602            C
603            C
604            C
605            C
606            C
607            C
608            C
609            C
610            C
611            C
612            C
613            C
614            C
615            C
616            C
617            C
618            C
619            C
620            C
621            C
622            C
623            C
624            C
625            C
626            C
627            C
628            C
629            C
630            C
631            C
632            C
633            C
634            C
635            C
636            C
637            C
638            C
639            C
640            C
641            C
642            C
643            C
644            C
645            C
646            C
647            C
648            C
649            C
650            C
651            C
652            C
653            C
654            C
655            C
656            C
657            C
658            C
659            C
660            C
661            C
662            C
663            C
664            C
665            C
666            C
667            C
668            C
669            C
670            C
671            C
672            C
673            C
674            C
675            C
676            C
677            C
678            C
679            C
680            C
681            C
682            C
683            C
684            C
685            C
686            C
687            C
688            C
689            C
690            C
691            C
692            C
693            C
694            C
695            C
696            C
697            C
698            C
699            C
700            C
701            C
702            C
703            C
704            C
705            C
706            C
707            C
708            C
709            C
710            C
711            C
712            C
713            C
714            C
715            C
716            C
717            C
718            C
719            C
720            C
721            C
722            C
723            C
724            C
725            C
726            C
727            C
728            C
729            C
730            C
731            C
732            C
733            C
734            C
735            C
736            C
737            C
738            C
739            C
740            C
741            C
742            C
743            C
744            C
745            C
746            C
747            C
748            C
749            C
750            C
751            C
752            C
753            C
754            C
755            C
756            C
757            C
758            C
759            C
760            C
761            C
762            C
763            C
764            C
765            C
766            C
767            C
768            C
769            C
770            C
771            C
772            C
773            C
774            C
775            C
776            C
777            C
778            C
779            C
780            C
781            C
782            C
783            C
784            C
785            C
786            C
787            C
788            C
789            C
790            C
791            C
792            C
793            C
794            C
795            C
796            C
797            C
798            C
799            C
800            C
801            C
802            C
803            C
804            C
805            C
806            C
807            C
808            C
809            C
810            C
811            C
812            C
813            C
814            C
815            C
816            C
817            C
818            C
819            C
820            C
821            C
822            C
823            C
824            C
825            C
826            C
827            C
828            C
829            C
830            C
831            C
832            C
833            C
834            C
835            C
836            C
837            C
838            C
839            C
840            C
841            C
842            C
843            C
844            C
845            C
846            C
847            C
848            C
849            C
850            C
851            C
852            C
853            C
854            C
855            C
856            C
857            C
858            C
859            C
860            C
861            C
862            C
863            C
864            C
865            C
866            C
867            C
868            C
869            C
870            C
871            C
872            C
873            C
874            C
875            C
876            C
877            C
878            C
879            C
880            C
881            C
882            C
883            C
884            C
885            C
886            C
887            C
888            C
889            C
890            C
891            C
892            C
893            C
894            C
895            C
896            C
897            C
898            C
899            C
900            C
901            C
902            C
903            C
904            C
905            C
906            C
907            C
908            C
909            C
910            C
911            C
912            C
913            C
914            C
915            C
916            C
917            C
918            C
919            C
920            C
921            C
922            C
923            C
924            C
925            C
926            C
927            C
928            C
929            C
930            C
931            C
932            C
933            C
934            C
935            C
936            C
937            C
938            C
939            C
940            C
941            C
942            C
943            C
944            C
945            C
946            C
947            C
948            C
949            C
950            C
951            C
952            C
953            C
954            C
955            C
956            C
957            C
958            C
959            C
960            C
961            C
962            C
963            C
964            C
965            C
966            C
967            C
968            C
969            C
970            C
971            C
972            C
973            C
974            C
975            C
976            C
977            C
978            C
979            C
980            C
981            C
982            C
983            C
984            C
985            C
986            C
987            C
988            C
989            C
990            C
991            C
992            C
993            C
994            C
995            C
996            C
997            C
998            C
999            C
1000           C

```

```

00      .          DINN1=DINN1+A(I, L)*A(L, K)
01      .          END FOR
02      .          A(I, K)=A(I, K)-DINN1
03      .          END FOR
04      .          C    * TEST FOR SINGULARITY.
05      .          IF(A(K, K) .NE. 0)
06      .             FOR(J=(K+1) TO 3)
07      .                DINN2=0. DO
08      .                   FOR(L=1 TO (K-1))
09      .                      DINN2=DINN2+A(K, L)*A(L, J)
10      .                   END FOR
11      .                   A(K, J)=(A(K, J)-DINN2)/A(K, K)
12      .                   END FOR
13      .             ELSE
14      .                IBAD=1
15      .                K=4
16      .             END IF
17      .          END FOR
18      .
19      .          C
20      .          IF(IBAD .NE. 1)
21      .             FOR(M=1 TO 3)
22      .                FOR(I=1 TO 3)
23      .                   DINN1=0. DO
24      .                      FOR(K=1 TO (I-1))
25      .                         DINN1=DINN1+A(I, K)*B(K, M)
26      .                         SUBROUTINE MXINVR(A, B, IBAD)
27      .                            END FOR
28      .                            B(I, M)=(B(I, M)-DINN1)/A(I, I)
29      .                            END FOR
30      .                            FOR(I=3 TO 1 STEP -1)
31      .                               DINN1=0. DO
32      .                                  FOR(J=(I+1) TO 3)
33      .                                     DINN1=DINN1+A(I, J)*B(J, M)
34      .                                     END FOR
35      .                                     B(I, M)=B(I, M)-DINN1
36      .                                  END FOR
37      .                               END FOR
38      .             ELSE
39      .                RETURN
40      .             END IF
41      .
42      .          C
43      .          RETURN
44      .          END
45      .
46      .          IFTRAN STATISTICS
47      .             61 CARDS READ
48      .             0 ERROR(S) FOUND

```

```

(0001) SUBROUTINE PDFIT(N, SDBS, PS, THS)
(0002) C
(0003) C
(0004) C
(0005) C
(0006) IMPLICIT DOUBLE PRECISION (A-H, O-Z)
(0007) C
(0008) INTEGER FILE6(3), CODE
(0009) REAL CASES, PFAS, THS(3), SNRS(12), PCS(12), PDFS(12),
(0010) 1 ERRORS(12), ERRMS, SDERRS, SEC1, SEC2, SECS, SES, SDBS(12), PS(12)
(0011) C
(0012) DIMENSION PD(12), ED(12), WK(3), ISTOP(12), ST(12), ERROR(12)
(0013) DIMENSION SNR(12), PDF(12), TH(3), DEL(3), DINC(3), W(3, 12)
(0014) DIMENSION IP(3), STP(3)
(0015) C
(0016) COMMON/COM/SNR, PDF, TH, DEL, DINC, W, M, KS, JV
(0017) C
(0018) DATA WK/0. 1D0, 0. 1D0, 0. 1D0/
(0019) DATA ST/0. 001D0, 0. 001D0, 0. 001D0, 0. 001D0, 0. 001D0, 0. 001D0,
(0020) 10. 001D0, 0. 001D0, 0. 001D0, 0. 001D0, 0. 001D0, 0. 001D0/
(0021) C
(0022) C INITIALIZATION.
(0023) C
(0024) DO 10 I=1, N
(0025) PD(I)=DBLE(PS(I))
(0026) SNR(I)=DBLE(10. ** (SDBS(I)*. 1))
(0027) 10 CONTINUE
(0028) TH(1)=1. D0/DBLE(THS(1))
(0029) TH(2)=DBLE(THS(2))
(0030) TH(3)=DBLE(THS(3))
(0031) L=5
(0032) M=0
(0033) IP(1)=0
(0034) KS=0
(0035) IP(2)=0
(0036) IP(3)=0
(0037) ISS=0
(0038) DEL(1)=0. 0001D0
(0039) DEL(2)=0. 0001D0
(0040) DEL(3)=0. 0001D0
(0041) STP(1)=0. 000001D0
(0042) STP(2)=0. 000001D0
(0043) STP(3)=0. 000001D0
(0044) ISUM=0
(0045) DMIN=1. 0D-2
(0046) WEIGH=1. 0D0
(0047) SK=1. 0D0
(0048) DO 20 I=1, 12
(0049) ISTOP(I)=0
(0050) 20 CONTINUE
(0051) JV=N
(0052) C
(0053) C COMPUTE INITIAL DECOUPLING MATRIX.
(0054) CALL VBAR
(0055) C
(0056) CALL DCPLC
(0057) KSMAX=500
(0058) DO 160 KS=1, KSMAX
(0059) M=M+1
(0060) CALL VBAR
(0061) C
(0062) C COMPUTE DECOUPLING MATRIX.
(0063) C
(0064) IF(M. GT. L) CALL DCPLC
(0065) C
(0066) C FORM ERRORS.
(0067) C
(0068) DO 110 I=1, JV
(0069) ED(I)=(PDF(I)-PD(I))*WEIGH
(0070) IF(DABS(ED(I)). LE. ST(I)) ISTOP(I)=1
(0071) ISUM=ISUM+ISTOP(I)
(0072) 110 CONTINUE

```



```

(0073) C
(0074) C COMPUTE WEIGHTED ERRORS.
(0075) C
(0076) DO 130 I=1,3
(0077) DINC(I)=0.0DO
(0078) DO 120 K=1,JV
(0079) DINC(I)=DINC(I)+W(I,K)*ED(K)
(0080) 120 CONTINUE
(0081) C
(0082) C COMPUTE UPDATED PARAMETER ESTIMATE.
(0083) C
(0084) TH(I)=TH(I)-WK(I)*DINC(I)/SK
(0085) SS=WK(I)*DINC(I)
(0086) IF(DABS(SS).LE.STP(I))IP(I)=1
(0087) ISS=ISS+IP(I)
(0088) C
(0089) C CHECK IF ESTIMATE HAS CONVERGED. IF YES, SET ISTOP(I)
(0090) C EQUAL TO 1.
(0091) C
(0092) 130 CONTINUE
(0093) C
(0094) C HAVE ALL THREE ESTIMATES CONVERGED?
(0095) C
(0096) IF(ISUM.EQ.JV)GO TO 170
(0097) IF(ISS.EQ.3)GO TO 170
(0098) DO 140 I=1,JV
(0099) ISTOP(I)=0
(0100) 140 CONTINUE
(0101) DO 150 I=1,3
(0102) IP(I)=0
(0103) 150 CONTINUE
(0104) ISS=0
(0105) ISUM=0
(0106) 160 CONTINUE
(0107) 170 CONTINUE
(0108) IF(ISUM.EQ.JV)WRITE(1,1001)
(0109) IF(ISS.EQ.3)WRITE(1,1002)
(0110) IF(KS.GE.KSMAX)WRITE(1,1003)
(0111) S2=0.0DO
(0112) SS=0.0DO
(0113) DO 180 I=1,JV
(0114) ERROR(I)=PD(I)-PDF(I)
(0115) S2=S2+ERROR(I)**2
(0116) SS=SS+ERROR(I)
(0117) 180 CONTINUE
(0118) ERRM=SS/DBLE(FLOAT(JV))
(0119) SDERR=DSQRT(S2/DBLE(FLOAT(JV))-ERRM*ERRM)
(0120) C
(0121) C DOUBLE PRECISION TO SINGLE PRECISION CONVERSION.
(0122) C
(0123) CASES=SNGL(CASE)
(0124) PFAS=SNGL(PFA)
(0125) DO 190 I=1,3
(0126) THS(I)=SNGL(TH(I))
(0127) 190 CONTINUE
(0128) THS(1)=1./THS(1)
(0129) DO 200 I=1,JV
(0130) SNRS(I)=SNGL(SNR(I))
(0131) PDS(I)=SNGL(PD(I))
(0132) PDFS(I)=SNGL(PDF(I))
(0133) ERRORS(I)=SNGL(ERROR(I))
(0134) 200 CONTINUE
(0135) ERRMS=SNGL(ERRM)
(0136) SDERRS=SNGL(SDERR)
(0137) C
(0138) C WRITE TO OUTPUT FILE.
(0139) C
(0140) CALL PDFOUT(N,THS,SNRS,PDS,PDFS,ERRORS,ERRMS,SDERRS)
(0141) C
(0142) RETURN
(0143) 1001 FORMAT('PDFIT: TERMINATION 1, SMALL ERRORS')
(0144) 1002 FORMAT('PDFIT: TERMINATION 2, SMALL COF. CHANGE')

```

```
(0145) 1003 FORMAT('PDFIT: TERMINATION 3. MAX. ITERATIONS')  
(0146) END
```

CASE	D	001600	0123A							
CASES	R	001604	0009S	0123M						
CODE	I	000300	0008S							
DABS	D	EXTERNAL	000000							
DBLE	D	EXTERNAL	000000	0070	0086					
DCPLE	D	EXTERNAL	000000	0025	0026	0028	0029	0030	0118	0119
DEL	D	/COM/	000154	0056	0064					
DINC	D	/COM/	000170	00133	0016S	0038M	0039M	0040M		
DMIN	D		001616	00139	0016S	0077M	0079M	0084	0085	
DSGRT	D	EXTERNAL	000000	0045M						
ED	D		000104	0119						
ERRM	D		001622	00125	0069M	0070A	0079			
ERRMS	R		001626	0118M	0119	0135A				
ERROR	R		000164	0009S	0135M	0140A				
ERRORS	R		000244	00126	0114M		0116	0133A		
FILE	I		000274	0007S	0133M	0140A				
FLOAT	D	EXTERNAL	000000	0008S						
I	I		001630	0118	0119					
				0024M	0025					
				0070	0071	0076M	0048M	0049	0068M	0069
				0086	0087	0098M	0099	0079	0084	0085
				0114	0115	0116	0099	0101M	0102	0113M
				0131	0132	0133	0125M	0126	0129M	0130
IF	I	000277	0014S	0033M	0035M	0036M				
ISS	I	001633	0037M	0087M	0097	0104M	0086M	0087	0102M	
IS-CP	I	000302	0012S	0049M	0070M		0109			
ISUM	I	001634	0044M	0071M	0096	0105M	0071	0099M		
JV	I	/COM/	000426	0016S	0051M	0068	0078	0096	0098	0108
				0113	0118	0119				
K	I	001635	0078M	0079						
KS	I	/COM/	000425	0016S	0034M	0058M				
KSMAX	I	001636	0057M	0058	0110	0110				
L	I	001637	0031M	0064						
M	I	/COM/	000424	0016S	0032M	0059M	0064			
N	I	ARGUMENT	000003	0001S	0024	0051	0140A			
PD	D		000316	0012S	0025M	0069	0114	0131A		
PDF	D	/COM/	000060	0013S	0016S	0069	0114	0132A		
PDFIT	D		000000	0001S						
PDFOUT	D	EXTERNAL	000000	0140						
PDFS	R		000376	0009S	0132M	0140A				
PDS	R		000426	0009S	0131M	0140A				
PFA	D		001640	0124A						
PFA	D		001644	0009S	0124M					
PFA	R	ARGUMENT	000009	0001S	0009S	0025A				
PS	D		001650	0111M	0115M	0119				
SDS	R	ARGUMENT	000004	0001S	0009S	0026				
SDERR	D		001654	0119M	0136A					
SDERRS	R		001660	0009S	0136M	0140A				
SDERRS	R		000000	0009S						
SDREC1	R		000000	0009S						
SDREC2	R		000000	0009S						
SDREC3	R		000000	0009S						
SDREC4	R		000000	0009S						
SK	R		001662	0047M	0084					
SNGL	R	EXTERNAL	000000	0123	0124	0126	0130	0131	0132	0133
				0135	0136					
SNR	D	/COM/	000000	0013S	0016S	0026M	0130A			
SNRS	R		000456	0009S	0130M	0140A				
SS	D		001666	0089M	0086A	0112M	0116M	0118		
ST	D		000024	0012S	0019I	0070				
STP	D		000506	0014S	0041M	0042M	0043M	0086		
TH	D	/COM/	000140	0013S	0016S	0028M	0029M	0030M	0084M	0126A
THS	R	ARGUMENT	000006	0001S	0009S	0028A	0029A	0030A	0126M	0128M
				0140A						
VBAR	D	EXTERNAL	000000	0054	0060					
W	D	/COM/	000204	0013S	0016S	0079				
WEIGH	D		001672	0046M	0069					
WK	D		000010	0012S	0018I	0084	0085			
-10		000565	0024	0027						
-1001		001466	0108	0109						
-1002		001512	0109	014						
-1003		001541	0110	0143D						
-110		000764	0063	0072D						

120
130
140
150
160
170
180
190
200

001032	0078	0080D
001103	0076	0092D
001126	0098	0100D
001141	0101	0103D
001152	0058	0106D
001160	0096	0097
001244	0113	0117D
001346	0125	0127D
000700	0048	0050D
001430	0129	0134D

0107D

0000 ERRORS [<PDFIT >FTN-REV15.3]

```

(0001)          SUBROUTINE PDFOUT(N, TH, SNR, PD, PDF, ERROR, ERRM, SDERR)
(0002)          C
(0003)          C SYSCOM>KEYS.F          MNEMONIC KEYS FOR FILE SYSTEM (FTN)          31 MAY, 197
(0004)          NDLIST
(0004)          C SYSCOM>ERRD.F          MNEMONIC CODES FOR FILE SYSTEM (FTN)          6 SEPT, 19
(0004)          NDLIST
(0005)          INTEGER FILE6(6), CODE
(0006)          DIMENSION TH(3), SNR(1), PD(1), PDF(1), ERROR(1)
(0007)          C
(0008)          C ENTER OUTPUT FILE NAME.
(0009)          C
(0010)          10 CONTINUE
(0011)          WRITE(1,1200)
(0012)          READ(1,1300)FILE6
(0013)          C
(0014)          C SEARCH TO SEE IF FILE ALREADY EXISTS.
(0015)          C
(0016)          CALL SRCH$(K$EXST, FILE6, 12, 2, 0, ICODE)
(0017)          IF(ICODE .EQ. E$FNTE)GO TO 20
(0018)          WRITE(1,1006)
(0019)          READ(1,*)IOK
(0020)          IF(IOK .EQ. 1)GO TO 20
(0021)          GO TO 10
(0022)          20 CONTINUE
(0023)          C
(0024)          C OPEN OUTPUT FILE.
(0025)          C
(0026)          CALL SRCH$(K$WRIT, FILE6, 12, 2, 0, CODE)
(0027)          IF(CODE.NE.0) CALL ERRPR$(K$NRTN, CODE, 0, 0, 'PDFOUT', 6)
(0028)          C
(0029)          C
(0030)          WRITE(1,6666)
(0031)          C
(0032)          6666 FORMAT('ENTER: CASE PFA NP NB '//)
(0033)          READ(1,*)CASE, PFA, NP, NB
(0034)          C
(0035)          GO TO (210,220,230,240), NB
(0036)          210 WRITE(6,1431)
(0037)          GO TO 250
(0038)          220 WRITE(6,1432)
(0039)          GO TO 250
(0040)          230 WRITE(6,1433)
(0041)          GO TO 250
(0042)          240 WRITE(6,1434)
(0043)          C
(0044)          250 WRITE(6,1440)
(0045)          WRITE(6,1460)
(0046)          WRITE(6,1500)
(0047)          WRITE(6,1600)
(0048)          WRITE(6,1700)CASE, PFA, NP
(0049)          WRITE(6,1800)
(0050)          WRITE(6,1900)
(0051)          WRITE(6,2000)
(0052)          WRITE(6,2100)
(0053)          WRITE(6,2200)TH(1), TH(2), TH(3)
(0054)          WRITE(6,2300)
(0055)          WRITE(6,2400)
(0056)          WRITE(6,2500)
(0057)          WRITE(6,2600)
(0058)          WRITE(6,2700)(1, SNR(I), PD(I), PDF(I), ERROR(I), I=1, N)
(0059)          WRITE(6,2800)ERRM, SDERR
(0060)          C
(0061)          C REWIND OUTPUT FILE.
(0062)          C
(0063)          C REWIND 6
(0064)          C
(0065)          C CLOSE OUTPUT FILE.
(0066)          C
(0067)          CALL SRCH$(K$CLOS, 0, 0, 2, 0, CODE)
(0068)          IF(CODE.EQ.0) GO TO 300
(0069)          CALL ERRPR$(K$NRTN, CODE, 0, 0, 'PDFOUT', 6)
(0070)          300 CONTINUE

```

```

(0071)          RETURN
(0072)          C
(0073)          C
(0074)          C
(0073)          C
(0076)          C
(0077)          C
(0078)          C
(0079)          C
(0080)          C
(0081)          C
(0082)          C
(0083)          C
(0084)          C
(0085)          C
(0086)          C
(0087)          C
(0088)          C
(0089)          C
(0090)          C
(0091)          C
(0092)          C
(0093)          C
(0094)          C
(0095)          C
(0096)          C
(0097)          C
(0098)          C
(0099)          C
(0100)          C

          RETURN
          FORMATS.
1006  FORMAT('PDFOUT: * EXISTING FILE * IF OK TO MOD ENTER 1, ELSE 0')
1300  FORMAT('/// ENTER OUTPUT FILE NAME - 12')
1300  FORMAT(6A2)
1431  FORMAT('///36X, 'RAYLEIGH')
1432  FORMAT('///36X, 'LOG - NORMAL -3DB')
1433  FORMAT('///36X, 'LOG - NORMAL - 6DB')
1434  FORMAT('///36X, 'WIEBULL - 33')
1440  FORMAT('///36X, 'INPUT PARAMETERS')
1460  FORMAT(36X, '-----')
1300  FORMAT('///15X, 'SWERLING CASE NO. ', 10X, 'PFA', 12X,
1      'PULSES INTEGRATED')
1600  FORMAT(15X, '-----', 10X, '-----', 12X, '-----')
1700  FORMAT('///22X, F3, 1, 11X, E11 1, 17X, I3)
1800  FORMAT('///34X, 'PARAMETER ESTIMATES')
1900  FORMAT(34X, '-----')
2000  FORMAT('///18X, 'PARAMETER 1', 10X, 'PARAMETER 2', 10X, 'PARAMETER 3')
2100  FORMAT(18X, '-----', 10X, '-----', 10X, '-----')
2200  FORMAT('///14X, F14 7, 7X, F14 7, 7X, F14 7)
2300  FORMAT('///42X, 'FIT')
2400  FORMAT(42X, '-----')
2500  FORMAT('///18X, 'N', 10X, 'SNR', 10X, 'PD', 10X, 'PDF', 10X, 'ERROR')
2600  FORMAT(18X, '-----', 10X, '-----', 10X, '-----', 10X, '-----')
2700  FORMAT(17X, I2, 5X, E11 4, 3X, F8 5, 4X, F8 5, 5X, F8 5)
2800  FORMAT('///19X, 'MEAN ERROR = ', F7. 5, 12X, 'RMS ERROR = ', F7. 5)

          END

```

CASE	R	001357	0033M	0048				
CODE	I	001361	0005S	0026A	0027A	0067A	0068	0067A
E\$BCDD	I		0004S					
E\$BDAM	I		0004S					
E\$BFSV	I		0004S					
E\$BFTS	I		0004S					
E\$BKEY	I		0004S					
E\$BNAM	I		0004S					
E\$BOF	I		0004S					
E\$BPAR	I		0004S					
E\$BPAS	I		0004S					
E\$BSGN	I		0004S					
E\$BSUN	I		0004S					
E\$BTRN	I		0004S					
E\$BUFD	I		0004S					
E\$BUNT	I		0004S					
E\$DIRE	I		0004S					
E\$DISK	I		0004S					
E\$DKFL	I		0004S					
E\$DNS	I		0004S					
E\$DNTE	I		0004S					
E\$DVU	I		0004S					
E\$EOP	I		0004S					
E\$EXST	I		0004S					
E\$FABT	I		0004S					
E\$FBST	I		0004S					
E\$FDEL	I		0004S					
E\$FDL	I		0004S					
E\$FIFC	I		0004S					
E\$FITB	I		0004S					
E\$FIUS	I		0004S					
E\$FNTF	I		0004S	0017				
E\$FNTE	I		0004S					
E\$FNTE	I		0004S					
E\$FNTE	I		0004S					
E\$FONC	I		0004S					
E\$FUIU	I		0004S					
E\$IREM	I		0004S					
E\$NASS	I		0004S					
E\$NATT	I		0004S					
E\$NMLG	I		0004S					
E\$NPFA	I		0004S					
E\$NRIT	I		0004S					
E\$NTIM	I		0004S					
E\$NTSD	I		0004S					
E\$NTUD	I		0004S					
E\$NULL	I		0004S					
E\$OLDP	I		0004S					
E\$PTRM	I		0004S					
E\$RLDN	I		0004S					
E\$RDOM	I		0004S					
E\$SDER	I		0004S					
E\$SEMO	I		0004S					
E\$SHUT	I		0004S					
E\$SUND	I		0004S					
E\$TMRU	I		0004S					
E\$TMUL	I		0004S					
E\$UIUS	I		0004S					
E\$UNOP	I		0004S					
ERRM	R	000011	0001S	0059				
ERRR	R	000010	0001S	0065	0058			
ERRPR\$	R	000000	0027	0067				
FILE6	I	000014	0005S	0012M	0016A	0026A		
I	I	001362	0058M					
ICODE	I	001363	0016A	0017				
IOK	I	001364	0019M	0020				
K\$ALLD	I		0003S					
K\$CACC	I		0003S					
K\$CLOS	I		0003S	0067				
K\$CONV	I		0003S					
K\$CURR	I		0003S					
K\$DELE	I		0003S					
K\$DMPD	I		0003S					
K\$DTIM	I		0003S					

K\$ENTR	I		000000	0003S		
K\$EXST	I	PARAMETER		0003S	0016	
K\$FREE	I	PARAMETER		0003S		
K\$FULL	I	PARAMETER		0003S		
K\$GOND	I	PARAMETER		0003S		
K\$QPOS	I	PARAMETER		0003S		
K\$HOME	I	PARAMETER		0003S		
K\$ICUR	I	PARAMETER		0003S		
K\$IMFD	I	PARAMETER		0003S		
K\$IRTN	I	PARAMETER		0003S		
K\$ISEG	I	PARAMETER		0003S		
K\$IUFD	I	PARAMETER		0003S		
K\$MENT	I		000000	0003S		
K\$MSIZ	I	PARAMETER		0003S		
K\$MVNT	I	PARAMETER		0003S		
K\$NAME	I	PARAMETER		0003S		
K\$NDAM	I	PARAMETER		0003S		
K\$NR TN	I	PARAMETER		0003S	0027	0069
K\$NSAM	I	PARAMETER		0003S		
K\$NSGD	I	PARAMETER		0003S		
K\$NSGS	I	PARAMETER		0003S		
K\$POSA	I	PARAMETER		0003S		
K\$POSN	I	PARAMETER		0003S		
K\$POSR	I	PARAMETER		0003S		
K\$PREA	I	PARAMETER		0003S		
K\$PRER	I	PARAMETER		0003S		
K\$PROT	I	PARAMETER		0003S		
K\$RDWR	I	PARAMETER		0003S		
K\$READ	I	PARAMETER		0003S		
K\$RPOS	I	PARAMETER		0003S		
K\$RSUB	I	PARAMETER		0003S		
K\$RWLK	I	PARAMETER		0003S		
K\$SENT	I		000000	0003S		
K\$SETC	I	PARAMETER		0003S		
K\$SETH	I	PARAMETER		0003S		
K\$SPOS	I	PARAMETER		0003S		
K\$SR TN	I	PARAMETER		0003S		
K\$TRNC	I	PARAMETER		0003S		
K\$UPOS	I	PARAMETER		0003S		
K\$WRIT	I	PARAMETER		0003S	0026	
N	I	ARGUMENT	000003	0001S	0058	
NB	I		001365	0033M	0035	
NP	I		001366	0033M	0048	
PD	R	ARGUMENT	000006	0001S	0006S	0058
PDF	R	ARGUMENT	000007	0001S	0006S	0058
PDFOLT	R		000000	0001S		
PFA	R		001367	0033M	0048	
SDERR	R	ARGUMENT	000012	0001S	0059	
SNR	R	ARGUMENT	000005	0001S	0006S	0058
SRCH**	R	EXTERNAL	000000	0016	0026	0067
TH	R	ARGUMENT	000004	0001S	0006S	0053

-10		000022	0010D	0021		
-1006		000457	0018	0075D		
-1200		000515	0011	0076D		
-1300		000537	0012	0077D		
-1431		000543	0036	0078D		
-1432		000556	0038	0079D		
-1433		000576	0040	0080D		
-1434		000616	0042	0081D		
-1440		000634	0044	0082D		
-1460		000653	0045	0083D		
-1500		000670	0046	0084D		
-1600		000730	0047	0086D		
-1700		000767	0048	0087D		
-1800		001007	0049	0088D		
-1900		001030	0050	0089D		
-20		000071	0017	0020	0022D	
-2000		001047	0051	0090D		
-210		000165	0035	0036D		
-2100		001105	0052	0091D		
-220		000172	0035	0038D		

2200
2300
2400
2400
2500
2500
2600
2700
2800
2900
6666

001142	0053	0092D
000177	0035	0040D
001163	0054	0093D
000204	0035	0042D
001174	0055	0094D
000210	0037	0039
001203	0056	0095D
001236	0057	0096D
001270	0058	0097D
001316	0059	0098D
000455	0068	0070D
000120	0030	0032D

0041 0044D

0000 ERRORS [**<PDFOUT>**FTN-REV15.3]

```

(0001) SUBROUTINE PTDATA(N, X, Y)
(0002) DIMENSION X(1), Y(1), LABELX(16), LABELY(16)
(0003) COMMON /PTCOM/XORIG, YORIG, XMAX, XMIN, YMIN, SCALEX, SCALEY,
(0004) $SIZEX
(0005) C
(0006) C FIND MAX & MIN VALUES OF X & Y.
(0007) C
(0008) XMIN=1.E32
(0009) YMIN=1.E32
(0010) XMAX=-XMIN
(0011) YMAX=-YMIN
(0012) DO 10 I=1, N
(0013) IF(X(I) .GT. XMAX) XMAX=X(I)
(0014) IF(X(I) .LT. XMIN) XMIN=X(I)
(0015) IF(Y(I) .GT. YMAX) YMAX=Y(I)
(0016) IF(Y(I) .LT. YMIN) YMIN=Y(I)
(0017) 10 CONTINUE
(0018) C
(0019) C INPUT PLOT SIZE.
(0020) C
(0021) WRITE(1, 1001)
(0022) READ(1, *) SIZEX, SIZEY
(0023) C
(0024) C RE-ADJUST XMAX-XMIN, YMAX-YMIN TO MAKE A NICE PLOT
(0025) C
(0026) CALL SCALE(XMAX, XMIN, DELX, ANTICX)
(0027) CALL SCALE(YMAX, YMIN, DELY, ANTICY)
(0028) C
(0029) C COMPUTE SCALE FACTORS
(0030) C
(0031) SCALEX=(XMAX-XMIN)/SIZEX
(0032) SCALEY=(YMAX-YMIN)/SIZEY
(0033) H=.022*SIZEX
(0034) C
(0035) C SET ORIGIN
(0036) C
(0037) XORIG=2.0
(0038) YORIG=1.5
(0039) CALL PLOT(XORIG, YORIG, -3)
(0040) C
(0041) C DRAW GRID & LABEL.
(0042) C
(0043) NTICX=IFIX(ANTICX)
(0044) NTICY=IFIX(ANTICY)
(0045) CALL BORDER(SIZEX, SIZEY, NTICX, NTICY, 1, 1, H)
(0046) WRITE(1, 1002)
(0047) READ(1, 1003) LABELX
(0048) WRITE(1, 1004)
(0049) READ(1, 1003) LABELY
(0050) CALL AXLABL(SIZEX, SIZEY, H, XMIN, DELX, XMAX, 1, 1, YMIN, DELY,
(0051) $YMAX, 1, 1, LABELX, 32, LABELY, 32)
(0052) C
(0053) C PLOT DATA
(0054) C
(0055) DO 100 I=1, N
(0056) XP=(X(I)-XMIN)/SCALEX
(0057) YP=(Y(I)-YMIN)/SCALEY
(0058) CALL PLOT(XP, YP, 3)
(0059) H2=H
(0060) CALL CSYMBL(XP, YP, H2, 2, 0., -2)
(0061) 100 CONTINUE
(0062) C
(0063) C RE-SET ORIGIN.
(0064) C
(0065) CALL PLOT(-XORIG, -YORIG, -3)
(0066) C
(0067) 1001 FORMAT('ENTER XDIM(IN), YDIM(IN)')
(0068) 1002 FORMAT('ENTER X AXIS LABEL, FORMAT 32A1')
(0069) 1003 FORMAT(32A1)
(0070) 1004 FORMAT('ENTER YAXIS LABEL, FORMAT 32A1')
(0071) C
(0072) RETURN
(0073) END

```

ANTICX	R		000533	0026A	0043															
ANTICY	R		000535	0027A	0044															
AXLABL	R	EXTERNAL	000000	0030																
BORDER	R	EXTERNAL	000000	0045																
CSYMBL	R	EXTERNAL	000000	0060																
DEL X	R		000537	0026A	0050A															
DELY	R		000541	0027A	0050A															
H	R		000543	0033M	0045A	0050A	0059													
H2	R		000545	0059M	0060A															
I	I		000547	0012M	0013	0014	0015	0016	0053M	0056										
				0057																
IFIX	I	EXTERNAL	000000	0043	0044															
LABLEX	I		000007	0002S	0047M	0050A														
LABLEY	I		000027	0002S	0049M	0050A														
N	I	ARGUMENT	000003	0001S	0012	0055														
NTICX	I		000552	0043M	0045A															
NTICY	I		000553	0044M	0045A															
PLOT	R	EXTERNAL	000000	0039	0058	0065														
PTDATA	R		000000	0001S																
SCALE	R	EXTERNAL	000000	0026	0027															
SCALEX	R	/PTCOM/	000012	0003S	0031M	0056														
SCALEY	R	/PTCOM/	000014	0003S	0032M	0057														
SIZEX	R	/PTCOM/	000016	0003S	0022M	0031	0033	0045A	0050A											
SIZEY	R		000560	0022M	0032	0045A	0050A													
X	R	ARGUMENT	000004	0001S	0002S	0013	0014	0056												
XMAX	R	/PTCOM/	000004	0003S	0010M	0013M	0026A	0031	0050A											
XMIN	R	/PTCOM/	000006	0003S	0008M	0010	0014M	0026A	0031	0050A									0030A	
				0056																
XORIG	R	/PTCOM/	000000	0003S	0037M	0039A	0065													
XP	R		000562	0056M	0058A	0060A														
Y	R	ARGUMENT	000005	0001S	0002S	0015	0016	0057												
YMAX	R		000564	0011M	0015M	0027A	0032	0050A												
YMIN	R	/PTCOM/	000010	0003S	0009M	0011	0016M	0027A	0032	0050A									0030A	
				0057																
YORIG	R	/PTCOM/	000002	0003S	0038M	0039A	0065													
YP	R		000566	0057M	0058A	0060A														
-10			000144	0012	0017D															
-100			000413	0055	0061D															
-1001			000441	0021	0067D															
-1002			000460	0046	0068D															
-1003			000303	0047	0049	0069D														
-1004			000507	0048	0070D															

0000 ERRORS [<PTDATA>FTN-REV15.3]

```

(0001) SUBROUTINE PTQFIT(AK)
(0002) C
(0003) DIMENSION AK(3)
(0004) COMMON /PTCOM/XORIG, YORIG, XMAX, XMIN, YMIN, SCALEX, SCALEY,
(0005) *SIZEX
(0006) C
(0007) PF(A, B, C, S)=1. -(1. +(A*S)**B)**(-C)
(0008) C
(0009) C SET ORIGIN.
(0010) C
(0011) CALL PLOT(XORIG, YORIG, -3)
(0012) C
(0013) C COMPUTE VALUES & PLOT.
(0014) C
(0015) J=1
(0016) X=XMAX
(0017) DELX=SIZEX/100.
(0018) 10 IF(X .LT. XMIN)GO TO 100
(0019) Y=PF(AK(1), AK(2), AK(3), X)
(0020) XP=(X-XMIN)/SCALEX
(0021) YP=(Y-YMIN)/SCALEY
(0022) IF(J .EQ. 1)CALL PLOT(XP, YP, 3)
(0023) CALL PLOT(XP, YP, 2)
(0024) J=2
(0025) X=X-DELX
(0026) GO TO 10
(0027) 100 CONTINUE
(0028) C
(0029) C RESET ORIGIN.
(0030) C
(0031) CALL PLOT(-XORIG, -YORIG, -3)
(0032) C
(0033) RETURN
(0034) END

```

A			000000	0007				
AK	RRR	ARGUMENT	000003	0001S	0003S	0019A		
B			000000	0007				
C	RRR		000000	0007				
DELX	RRR		000201	0017M	0025			
J			000203	0015M	0022	0024M		
PF	RRR		000005	0007S	0019			
PLOT	RRR	EXTERNAL	000000	0011	0022	0023	0031	
PTQFIT	RRR		000000	0001S				
S	RRR		000000	0007				
SCALEX	RRR	/PTCOM/	000012	0004S	0020			
SCALEY	RRR	/PTCOM/	000014	0004S	0021			
SIZEX	RRR	/PTCOM/	000016	0004S	0017			
X	RRR		000212	0016M	0018	0019A	0020	0025M
XMAX	RRR	/PTCOM/	000004	0004S	0016			
XMIN	RRR	/PTCOM/	000006	0004S	0018	0020		
XORIG	RRR	/PTCOM/	000000	0004S	0011A	0031		
XP	RRR		000214	0020M	0022A	0023A		
Y	RRR		000216	0019M	0021			
YMIN	RRR	/PTCOM/	000010	0004S	0021			
YORIG	RRR	/PTCOM/	000002	0004S	0011A	0031		
YP	R		000220	0021M	0022A	0023A		
_10			000062	0018D	0026			
_100			000157	0018	0027D			

0000 ERRORS [<PTQFIT>FTN-REV15.3]

```

(0001) SUBROUTINE SCALE(RMAX,RMIN,RINC,ANTIC)
(0002) RMIN=0.
(0003) IF(RMAX.GT. 1.)GO TO 5
(0004) RMAX=1.
(0005) GO TO 100
(0006) 5 IF(RMAX.GT. 10.)GO TO 10
(0007) RMAX=10.
(0008) GO TO 100
(0009) 10 IF(RMAX.GT. 20.)GO TO 20
(0010) RMAX=20.
(0011) GO TO 100
(0012) 20 IF(RMAX.GT. 50.)GO TO 30
(0013) RMAX=50.
(0014) GO TO 100
(0015) 30 IF(RMAX.GT. 100.)GO TO 40
(0016) RMAX=100.
(0017) GO TO 100
(0018) 40 IF(RMAX.GT. 150.)GO TO 50
(0019) RMAX=150.
(0020) GO TO 100
(0021) 50 IF(RMAX.GT. 200.)GO TO 60
(0022) RMAX=200.
(0023) GO TO 100
(0024) 60 IF(RMAX.GT. 250.)GO TO 70
(0025) RMAX=250.
(0026) GO TO 100
(0027) 70 IF(RMAX.GT. 300.)GO TO 80
(0028) RMAX=300.
(0029) GO TO 100
(0030) 80 RMAX=500.
(0031) 100 CONTINUE
(0032) RINC=(RMAX-RMIN)/10.
(0033) ANTIC=10.
(0034) RETURN
(0035) END

```

ANTIC	R ARGUMENT	000006	0001S	0033M					
RINC	R ARGUMENT	000005	0001S	0032M					
RMAX	R ARGUMENT	000003	0001S	0003	0004M	0006	0007M	0009	0010M
			0012	0013M	0015	0016M	0018	0019M	0021
			0022M	0024	0025M	0027	0028M	0030M	0032
RMIN	R ARGUMENT	000004	0001S	0002M	0032				
SCALE	R	000000	0001S						
-10		000037	0006	0009D					
-100		000151	0009	0008	0011	0014	0017	0020	0023
			0026	0029	0031D				
-20		000051	0009	0012D					
-30		000063	0012	0015D					
-40		000075	0015	0018D					
-5		000025	0003	0006D					
-50		000107	0018	0021D					
-60		000121	0021	0024D					
-70		000133	0024	0027D					
-80		000145	0027	0030D					

0000 ERRORS [<SCALE >FTN-REV15.3]

```

(0001)          SUBROUTINE QFIN(N,SDB,P)
(0002) C
(0003) C SYSCOM>KEYS.F          MNEMONIC KEYS FOR FILE SYSTEM (FTN)          31 MAY
(0004)          NOLIST
(0005)          DIMENSION SDB(1),P(1)
(0006)          DIMENSION NAMEF(6)
(0007) C
(0008) C          READ INPUT FILE NAME.
(0009) C
(0010)          WRITE(1,1001)
(0011)          READ(1,1002)NAMEF
(0012) C
(0013) C          OPEN FILE FOR READING.
(0014) C
(0015)          CALL SRCH$(K$READ,NAMEF,12,1,0,ICODE)
(0016)          IF(ICODE .NE. 0)CALL ERRPR$(K$NRTN,ICODE,0,0,0,0)
(0017) C
(0018) C          READ SDB,P VALUES.
(0019) C
(0020)          READ(5,*)N
(0021)          IF(N .GT. 50)WRITE(1,1003)
(0022)          DO 50 I=1,N
(0023)             READ(5,*)SDB(I),P(I)
(0024) 50          CONTINUE
(0025) C
(0026) C          CLOSE INPUT FILE.
(0027) C
(0028)          CALL SRCH$(K$CLOS,NAMEF,12,1,0,ICODE)
(0029)          IF(ICODE .NE. 0)CALL ERRPR$(K$NRTN,ICODE,0,0,0,0)
(0030) C
(0031)          RETURN
(0032) C
(0033) 1001          FORMAT('ENTER INPUT FILE NAME,FORMAT 6A2')
(0034) 1002          FORMAT(6A2)
(0035) 1003          FORMAT('INPUT: **** ERROR, TOO MANY DATA PAIRS FOR STORAGE **')
(0036) C
          END

```


ERRPR*	R	EXTERNAL	000000	0015	0028		
I	I		000244	0021M	0072		
ICODE	I		000245	0014A	0015A	0027A	0028A
K\$ALLD	I	PARAMETER		0003S			
K\$CACC	I	PARAMETER		0003S			
K\$CLOS	I	PARAMETER		0003S	0027		
K\$CONV	I	PARAMETER		0003S			
K\$CURR	I	PARAMETER		0003S			
K\$DELE	I	PARAMETER		0003S			
K\$DMPB	I	PARAMETER		0003S			
K\$DTIM	I	PARAMETER		0003S			
K\$ENTR	I		000000	0003S			
K\$EXST	I	PARAMETER		0003S			
K\$FREE	I	PARAMETER		0003S			
K\$FULL	I	PARAMETER		0003S			
K\$GOND	I	PARAMETER		0003S			
K\$GPOS	I	PARAMETER		0003S			
K\$HOME	I	PARAMETER		0003S			
K\$ICUR	I	PARAMETER		0003S			
K\$IMFD	I	PARAMETER		0003S			
K\$IRTN	I	PARAMETER		0003S			
K\$ISEG	I	PARAMETER		0003S			
K\$IUFD	I	PARAMETER		0003S			
K\$MENT	I		000000	0003S			
K\$MSIZ	I	PARAMETER		0003S			
K\$MVNT	I	PARAMETER		0003S			
K\$NAME	I	PARAMETER		0003S			
K\$NDAM	I	PARAMETER		0003S			
K\$NR TN	I	PARAMETER		0003S	0015	0028	
K\$NSAM	I	PARAMETER		0003S			
K\$NSGD	I	PARAMETER		0003S			
K\$NSGS	I	PARAMETER		0003S			
K\$POSA	I	PARAMETER		0003S			
K\$POSN	I	PARAMETER		0003S			
K\$POSR	I	PARAMETER		0003S			
K\$PREA	I	PARAMETER		0003S			
K\$PRER	I	PARAMETER		0003S			
K\$PROT	I	PARAMETER		0003S			
K\$RDWR	I	PARAMETER		0003S			
K\$READ	I	PARAMETER		0003S	0014		
K\$RPOS	I	PARAMETER		0003S			
K\$RSUB	I	PARAMETER		0003S			
K\$RWLK	I	PARAMETER		0003S			
K\$SENT	I		000000	0003S			
K\$SETC	I	PARAMETER		0003S			
K\$SETH	I	PARAMETER		0003S			
K\$SPOS	I	PARAMETER		0003S			
K\$SRTN	I	PARAMETER		0003S			
K\$TRNC	I	PARAMETER		0003S			
K\$UPOS	I	PARAMETER		0003S			
K\$WRIT	I	PARAMETER		0003S			
N	I	ARGUMENT	000003	0001S	0019M	0020	0021
NAMEF	I		000007	0005S	0010M	0014A	0027A
P	R	ARGUMENT	000005	0001S	0004S	0022M	
QFIN	R		000000	0001S			
SDB	R	ARGUMENT	000004	0001S	0004S	0022M	
SRCH**	R	EXTERNAL	000000	0014	0027		

-1001	000154	0009	0032D
-1002	000177	0010	0033D
-1003	000203	0020	0034D
-50	000122	0021	0023D

0000 ERRORS [<QFIN >FTN-REV15.3]

```

(0001) SUBROUTINE QFOUT(SDB,S,P,PFIT,ERR,N,AK)
(0002) C
(0003) C SYSCOM>KEYS.F MNEMONIC KEYS FOR FILE SYSTEM (FTN) 31 MAY, 1977
(0004) NOLIST
(0005) C SYSCOM>ERRD.F MNEMONIC CODES FOR FILE SYSTEM (FTN) 6 SEPT, 1977
(0006) NOLIST
(0007) C
(0008) DIMENSION SDB(1),S(1),P(1),PFIT(1),ERR(1),AK(3)
(0009) DIMENSION NAMEF(6)
(0010) C
(0011) READ OUTPUT FILE NAME.
(0012) C
(0013) CONTINUE
(0014) WRITE(1,1001)
(0015) READ(1,1002)NAMEF
(0016) C
(0017) SEARCH TO SEE IF FILE ALREADY EXISTS.
(0018) C
(0019) CALL SRCH*(K*EXST,NAMEF,12,1,0,ICODE)
(0020) IF(ICODE .NE. 0)GO TO 20
(0021) WRITE(1,1006)
(0022) READ(1,*)IOK
(0023) IF(IOK .EQ. 1)GO TO 20
(0024) GO TO 10
(0025) C
(0026) CONTINUE
(0027) C
(0028) OPEN FILE FOR WRITING.
(0029) C
(0030) CALL SRCH*(K*WRIT,NAMEF,12,1,0,ICODE)
(0031) IF(ICODE .NE. 0)CALL ERRPR*(K*NRTN,ICODE,0,0,0,0)
(0032) C
(0033) WRITE RESULTS.
(0034) C
(0035) WRITE(3,1003)
(0036) WRITE(3,1004)
(0037) WRITE(3,1005)
(0038) DO 50 I=1,N
(0039) WRITE(3,1010)SDB(I),S(I),P(I),PFIT(I),ERR(I)
(0040) 50 CONTINUE
(0041) WRITE(3,1007)
(0042) WRITE(3,1008)
(0043) WRITE(3,1009)AK(1),AK(2),AK(3)
(0044) C
(0045) CLOSE OUTPUT FILE.
(0046) C
(0047) CALL SRCH*(K*CLOS,NAMEF,12,1,0,ICODE)
(0048) IF(ICODE .NE. 0)CALL ERRPR*(K*NRTN,ICODE,0,0,0,0)
(0049) C
(0050) RETURN
(0051) C
(0052) 1001 FORMAT('ENTER OUTPUT FILE NAME, FORMAT 6A2')
(0053) 1002 FORMAT(6A2)
(0054) 1003 FORMAT('RESULTS OF QFIT')
(0055) 1004 FORMAT('SNDB SN P PFIT ',
(0056) * 'ERR')
(0057) 1005 FORMAT('')
(0058) 1006 FORMAT('QFOUT: * EXISTING FILE * IF OK TO MOD ENTER 1, ELSE 0')
(0059) 1007 FORMAT('FIT PARAMETERS')
(0060) 1008 FORMAT('P=1-(1+(A*BN)**B)**(-C)')
(0061) 1009 FORMAT('A B C')
(0062) 1010 FORMAT('3(3X,E13.5)')
(0063) 1011 FORMAT('3(1X,F8.4,1X)')
(0064) C
(0065) END

```

AK	R	ARGUMENT	000011	00019	0006S	0040			
E\$BCOD	I	PARAMETER		00049					
E\$BDAM	I	PARAMETER		00049					
E\$BFSV	I	PARAMETER		00049					
E\$BFTS	I	PARAMETER		00049					
E\$BKEY	I	PARAMETER		00049					
E\$BNAM	I	PARAMETER		00049					
E\$BOF	I	PARAMETER		00049					
E\$BPAR	I	PARAMETER		00049					
E\$BPAS	I	PARAMETER		00049					
E\$BSGN	I	PARAMETER		00049					
E\$BSUN	I	PARAMETER		00049					
E\$BTRN	I	PARAMETER		00049					
E\$BUFD	I	PARAMETER		00049					
E\$BUNT	I	PARAMETER		00049					
E\$DIRE	I	PARAMETER		00049					
E\$DISK	I	PARAMETER		00049					
E\$DKFL	I	PARAMETER		00049					
E\$DNS	I	PARAMETER		00049					
E\$DNTE	I	PARAMETER		00049					
E\$DVIU	I	PARAMETER		00049					
E\$EOF	I	PARAMETER		00049					
E\$EXST	I	PARAMETER		00049					
E\$FABT	I	PARAMETER		00049					
E\$FBST	I	PARAMETER		00049					
E\$FDEL	I	PARAMETER		00049					
E\$FDL	I	PARAMETER		00049					
E\$FIFC	I	PARAMETER		00049					
E\$FITB	I	PARAMETER		00049					
E\$FIUS	I	PARAMETER		00049					
E\$FNTE	I	PARAMETER		00049					
E\$FNTE	I	PARAMETER		00049	0018				
E\$FNTE	I	PARAMETER		00049					
E\$FONC	I	PARAMETER		00049					
E\$FUIU	I	PARAMETER		00049					
E\$IREM	I	PARAMETER		00049					
E\$NASS	I	PARAMETER		00049					
E\$NATT	I	PARAMETER		00049					
E\$NMLG	I	PARAMETER		00049					
E\$NPHA	I	PARAMETER		00049					
E\$NRIT	I	PARAMETER		00049					
E\$NTIM	I	PARAMETER		00049					
E\$NTSD	I	PARAMETER		00049					
E\$NTUD	I	PARAMETER		00049					
E\$NULL	I	PARAMETER		00049					
E\$OLDP	I	PARAMETER		00049					
E\$PTRM	I	PARAMETER		00049					
E\$RLDN	I	PARAMETER		00049					
E\$ROOM	I	PARAMETER		00049					
E\$SDER	I	PARAMETER		00049					
E\$SEMO	I	PARAMETER		00049					
E\$SHUT	I	PARAMETER		00049					
E\$SUNO	I	PARAMETER		00049					
E\$TMRU	I	PARAMETER		00049					
E\$TMUL	I	PARAMETER		00049					
E\$UIUS	I	PARAMETER		00049					
E\$UNOP	I	PARAMETER		00049					
ERR	R	ARGUMENT	000007	00019	0006S	0036			
ERRPR\$	R	EXTERNAL	000000	0029	0049				
I	I		000622	0035M	0036				
ICODE	I		000623	0017A	0018	0027A	0028A	0044A	0045A
IOK	I		000624	0020M	0021				
K\$ALLD	I	PARAMETER		00039					
K\$CACC	I	PARAMETER		00039					
K\$CLOS	I	PARAMETER		00039	0044				
K\$CONV	I	PARAMETER		00039					
K\$CURR	I	PARAMETER		00039					
K\$DELE	I	PARAMETER		00039					
K\$DMPB	I	PARAMETER		00039					
K\$DTIM	I	PARAMETER		00039					
K\$ENTR	I		000000	00039					
K\$EXST	I	PARAMETER		00039	0017				
K\$FREE	I	PARAMETER		00039					

K\$FULL	I	PARAMETER		0003S				
K\$GOND	I	PARAMETER		0003S				
K\$GPOS	I	PARAMETER		0003S				
K\$HOME	I	PARAMETER		0003S				
K\$ICUR	I	PARAMETER		0003S				
K\$IMFD	I	PARAMETER		0003S				
K\$IRTN	I	PARAMETER		0003S				
K\$ISEG	I	PARAMETER		0003S				
K\$IUFD	I	PARAMETER		0003S				
K\$MENT	I		000000	0003S				
K\$MSIZ	I	PARAMETER		0003S				
K\$MVNT	I	PARAMETER		0003S				
K\$NAME	I	PARAMETER		0003S				
K\$NDAM	I	PARAMETER		0003S				
K\$NRTN	I	PARAMETER		0003S	0028	0045		
K\$NSAM	I	PARAMETER		0003S				
K\$NSGD	I	PARAMETER		0003S				
K\$NSQS	I	PARAMETER		0003S				
K\$PDSA	I	PARAMETER		0003S				
K\$POSN	I	PARAMETER		0003S				
K\$POSR	I	PARAMETER		0003S				
K\$PREA	I	PARAMETER		0003S				
K\$PRER	I	PARAMETER		0003S				
K\$PROT	I	PARAMETER		0003S				
K\$RDWR	I	PARAMETER		0003S				
K\$READ	I	PARAMETER		0003S				
K\$RPOS	I	PARAMETER		0003S				
K\$RSUB	I	PARAMETER		0003S				
K\$RWLK	I	PARAMETER		0003S				
K\$SENT	I		000000	0003S				
K\$SETC	I	PARAMETER		0003S				
K\$SETH	I	PARAMETER		0003S				
K\$SPOS	I	PARAMETER		0003S				
K\$SRTN	I	PARAMETER		0003S				
K\$TRNC	I	PARAMETER		0003S				
K\$UPOS	I	PARAMETER		0003S				
K\$WRIT	I	PARAMETER		0003S	0027			
N	I	ARGUMENT	000010	0001S	0035			
NAMEF	I		000013	0007S	0013M	0017A	0027A	0044A
P	R	ARGUMENT	000005	0001S	0006S	0036		
PFIT	R	ARGUMENT	000006	0001S	0006S	0036		
QFOUT	R		000000	0001S				
S	R	ARGUMENT	000004	0001S	0006S	0036		
SDB	R	ARGUMENT	000003	0001S	0006S	0036		
SRCH**	R	EXTERNAL	000000	0017	0027	0044		
-10			000021	0011D	0022			
-1001			000274	0012	0049D			
-1002			000320	0013	0050D			
-1003			000324	0032	0051D			
-1004			000351	0033	0052D			
-1005			000413	0034	0054D			
-1006			000416	0019	0055D			
-1007			000454	0038	0056D			
-1008			000504	0039	0057D			
-1009			000572	0040	0059D			
-1010			000602	0036	0060D			
-20			000070	0018	0021	0023D		
-50			000205	0035	0037D			

0000 ERRORS [<QFOUT >FTN-REV15.3]

```

(0001) SUBROUTINE QPDFIT (PD,SDB,N,P)
(0002) DIMENSION S(15),Y(2),Z(2),W(15),PD(1),P(3),SDB(15)
(0003) DIMENSION PDD(200)
(0004) REAL MY,MZ
(0005) DO 100 I=1,N
(0006) S(I)=(SDB(I))
(0007) PDD(I)=PD(I)/100.0
(0008) 100 CONTINUE
(0009) C
(0010) C COMPUTE SLOPE BETWEEN FIRST TWO POINTS
(0011) C
(0012) DO 150 I=1,2
(0013) Y(I)=ALOG10(-ALOG10(1-PDD(I)))
(0014) 150 CONTINUE
(0015) MY=(Y(2)-Y(1))/(S(2)-S(1))
(0016) C
(0017) C COMPUTE SLOPE BETWEEN LAST TWO POINTS
(0018) C
(0019) NM1=N-1
(0020) DO 200 I=NM1,N
(0021) Z(I)=-ALOG10(1-PDD(I))
(0022) 200 CONTINUE
(0023) MZ=(Z(N)-Z(NM1))/(S(N)-S(NM1))
(0024) C
(0025) C COMPUTE INITIAL ESTIMATE OF K3
(0026) C
(0027) P(3)=MZ/MY
(0028) C
(0029) C DISTORT THE PD VALUES
(0030) C
(0031) DO 225 I=1,N
(0032) PDD(I)=1-((1-PDD(I))*(-1/P(3)))
(0033) 225 CONTINUE
(0034) C
(0035) C COMPUTE LARGE PD SLOPE RATIO
(0036) C
(0037) SRL1=ALOG10(((1-PDD(N))*(-1/P(3)))-1)
(0038) SRL2=ALOG10(((1-PDD(NM1))*(-1/P(3)))-1)
(0039) SRL3=(-1/P(3))*ALOG10(1-PDD(N))
(0040) SRL4=(1/P(3))*ALOG10(1-PDD(NM1))
(0041) SRL=(SRL1-SRL2)/(SRL3+SRL4)
(0042) C
(0043) C COMPUTE THE SMALL PD SLOPE RATIO
(0044) C
(0045) SRS1=ALOG10(((1-PDD(2))*(-1/P(3)))-1)
(0046) SRS2=ALOG10(((1-PDD(1))*(-1/P(3)))-1)
(0047) SRS3=ALOG10((-ALOG(10.0)/P(3))*(ALOG10(1-PDD(2))))
(0048) SRS4=ALOG10((-ALOG(10.0)/P(3))*(ALOG10(1-PDD(1))))
(0049) SRS=(SRS1-SRS2)/(SRS3-SRS4)
(0050) P(3)=P(3)*(SRL/SRS)
(0051) C
(0052) C INITIALIZE COUNTERS FOR LINEAR REGRESSION
(0053) C
(0054) SUM=0
(0055) SUMX=0.0
(0056) SUMY=0.0
(0057) SUMX2=0.0
(0058) SUMXY=0.0
(0059) C
(0060) C COMPUTE W(I) AND PARAMETERS FOR A STRAIGHT LINE FIT
(0061) C
(0062) DO 250 I=1,N
(0063) W(I)=ALOG10(((1-.01*PD(I))*(-1/P(3)))-1)
(0064) SUM=SUM+W(I)
(0065) SUMX=SUMX+S(I)
(0066) SUMY=SUMY+W(I)
(0067) SUMX2=SUMX2+S(I)*S(I)
(0068) SUMXY=SUMXY+S(I)*W(I)
(0069) 250 CONTINUE
(0070) C
(0071) D=SUM*SUMX2-SUMX*SUMX
(0072) B=(SUMX2*SUMY-SUMX*SUMXY)/D

```

```
(0073)      A=(SUMXY*SUM-SUMX*SUMY)/D
(0074)      C
(0075)      C      COMPUTE K1 AND K2
(0076)      C
(0077)      P(1)=10.**(B/(10.*A))
(0078)      P(2)=10.*A
(0079)      C
(0080)      WRITE (1,400) P(1),P(2),P(3)
(0081)      400  FORMAT (3HK1=,F6.4,2X,3HK2=,F6.4,2X,3HK3=,F6.4)
(0082)      RETURN
(0083)      END
```

A	R		001762	0073M	0077	007B				
ALOG	R	EXTERNAL	000000	0047	0048					
ALOG10	R	EXTERNAL	000000	0013	0021	0037	0038	0039	0040	0045
B	R		001764	0046	0047	004B	0063			
D	R		001766	0072M	0077					
I	I		001770	0071M	0072	0073				
				0005M	0006	0007	0012M	0013	0020M	0021
				0031M	0032	0062M	0063	0065	0066	0067
				006B						
MY	R		001773	0004S	0015M	0027				
MZ	R		001775	0004S	0023M	0027				
N	I	ARGUMENT	000005	0001S	0005	0019	0020	0023	0031	0037
				0039	0062					
NM1	I		001777	0019M	0020	0023	0038	0040		
P	R	ARGUMENT	000006	0001S	0002S	0027M	0032	0037	0038	0039
				0040	0045	0046	0047	0048	0050M	0063
				0077M	0078M	0080				
PD	R	ARGUMENT	000003	0001S	0002S	0007	0063			
PDD	R		000010	0003S	0007M	0013	0021	0032M	0037	0038
				0039	0040	0045	0046	0047	0048	
QPDFIT	R		000000	0001S						
S	R		000630	0002S	0006M	0015	0023	0065	0067	0068
SDB	R	ARGUMENT	000004	0001S	0002S	0006				
SRL	R		002006	0041M	0050					
SRL1	R		002010	0037M	0041					
SRL2	R		002012	0038M	0041					
SRL3	R		002014	0039M	0041					
SRL4	R		002016	0040M	0041					
SRS	R		002020	0049M	0050					
SRS1	R		002022	0045M	0049					
SRS2	R		002024	0046M	0049					
SRS3	R		002026	0047M	0049					
SRS4	R		002030	0048M	0049					
SUM	R		002032	0054M	0064M	0071	0073			
SUMX	R		002034	0055M	0065M	0071	0072	0073		
SUMX2	R		002036	0057M	0067M	0071	0072			
SUMXY	R		002040	0058M	0068M	0072	0073			
SUMY	R		002042	0056M	0066M	0072	0073			
X	R		000666	0002S	0063M	0066	0068			
Y	R		000724	0002S	0013M	0015				
Z	R		000730	0002S	0021M	0023				
-100			000761	0005	0008D					
-150			001015	0012	0014D					
-200			001065	0020	0022D					
-225			001165	0031	0033D					
-250			001572	0062	0069D					
-400			001731	0080	0081D					

0000 ERRORS [<QPDFIT>FTN-REV15.3]

```

(0001) SUBROUTINE VBAR
(0002) C
(0003) C
(0004) IMPLICIT DOUBLE PRECISION (A-H, O-Z)
(0005) C
(0006) DIMENSION SNR(12), PDF(12), TH(3), DEL(3), DINC(3), W(3, 12)
(0007) C
(0008) COMMON/COM/SNR, PDF, TH, DEL, DINC, W, M, II, JV
(0009) C
(0010) C
(0011) DO 10 I=1, JV
(0012) PDF(I)=1.0+((1.0/TH(1))*SNR(I))**TH(2)
(0013) IF(PDF(I).LT.1.0)PDF(I)=1.0
(0014) PDF(I)=1.0/PDF(I)**TH(3)
(0015) PDF(I)=1.-PDF(I)
(0016) 10 CONTINUE
(0017) C
(0018) RETURN
(0019) END

```


DEL	D /COM/	000154	0006S	0008S				
DINC	D /COM/	000170	0006S	0008S				
I	I /COM/	000070	0011M	0012	0013	0014	0015	
II	I /COM/	000425	0008S					
JV	I /COM/	000426	0008S	0011				
M	I /COM/	000424	0008S					
PDF	D /COM/	000060	0006S	0008S	0012M	0013M	0014M	0015M
SNR	D /COM/	000000	0006S	0008S	0012			
TH	D /COM/	000140	0006S	0008S	0012	0014		
VBAR	D	000000	0001S					
W	D /COM/	000204	0006S	0008S				

_10 000055 0011 0016D

0000 ERRORS [CVBAR >FTN-REV15.3]

APPENDIX F

Quick PDFIT

by J. N. Bucknam

TSC Memorandum TSC-W7-73

Technology Service Corporation

TO: Distribution

DATE: 29 October 1979

FROM: J. N. Bucknam

REF: TSC-W7-73/rad

SUBJECT: Quick PDFIT

Dist: W. Rivers
R. Blase
D. Brandt
J. Bucknam

1.0 INTRODUCTION AND SUMMARY

Here is a "quick and dirty" algorithm for finding approximate values for the parameters K_1 , K_2 , and K_3 in a Khoury-function [1] of the form

$$P_D = 1 - [1 + (K_1 S)^{K_2}]^{-K_3} \quad (1)$$

where P_D = detection probability expressed as a fraction

S = ratio of signal power to background power.

Given a vector of pairs (P_D, S) , the algorithm computes K_3 using the two largest and the two smallest values of P_D . The parameters K_1 , and K_2 consistent with this K_3 are then found from the full set of data pairs.

The algorithm might be useful for computing starting values in program PDFIT [1].

The parameter estimates also are useful "as is" for approximate calculations. For the very few cases tried, the values of K_1 , K_2 , and K_3 obtained resulted in less than about 0.2 dB error in the required signal to noise ratio obtained from the inverse of equation (1).

2.0 ALGORITHM DERIVATION

The Khoury-function of equation (1) is easily transformed into an equivalent logarithmic Khoury-function (also known as a Bucknam-function) given by

$$\log_{10}[(1-P_D)^{-1/K_3} - 1] = K'_1 + K'_2 \text{ SDB} \quad (2)$$

where

$$K'_2 = K_2/10 \quad (3)$$

$$K'_1 = K_2 \log_{10} k_1 \quad (4)$$

$$\text{SDB} = 10 \log_{10} S \quad (5)$$

The asymptotic behavior of the left-hand side of equation (2) is

$$\log_{10}[(1-P_D)^{-1/K_3} - 1] \approx \begin{cases} -\frac{1}{K_3} \log_{10}(1-P_D), & P_D \rightarrow 1.0 \quad (6a) \\ \log_{10}\left[-\frac{\ln 10}{K_3} \log_{10}(1-P_D)\right], & P_D \rightarrow 0.0 \quad (6b) \end{cases}$$

This is illustrated in Figure 1. Thus, if we were to plot the quantity $-\log_{10}(1-P_D)$ vs. SDB, the slope of the curve would approach $K_3 \cdot K'_2$ for P_D near 1.0. Similarly, if we were to plot the quantity $\log_{10}[-\log_{10}(1-P_D)]$ vs. SDB, the slope would approach K'_2 for P_D near 0. The ratio of the two slopes is an initial estimate for K_3 .

This estimate of K_3 is found to underestimate the true value for K_3 greater than 1.0, and to overestimate K_3 less than 1.0. This is caused by the differences in slopes between the true function and its asymptotic forms as given in equation (6). A correction factor can be applied to the initial K_3 by computing the ratio of slopes of the asymptotes and the true function. The new value K'_3 is then given by

$$K'_3 = K_3 \left(\frac{SR_L}{SR_S} \right)$$

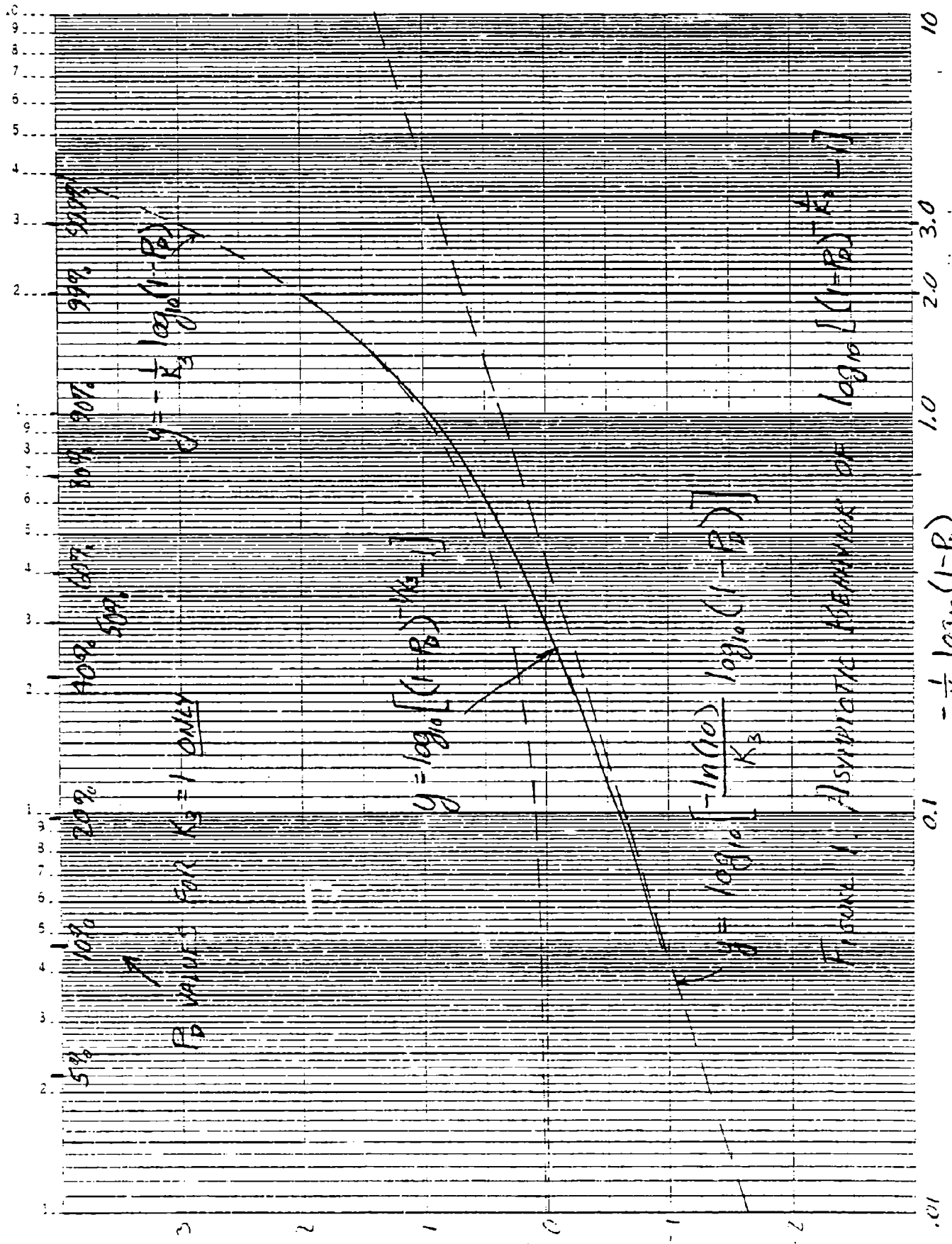


FIGURE 1. ASYMPTOTIC BEHAVIOR OF $\log_{10}[(1-P)^{-1/K_3}]$

where SR_L is the ratio of the slope of the true function to the slope of the asymptotic function at large P_D , and SR_S is the ratio of slopes at small P_D .

The parameters K_1' and K_2' can then be estimated by plotting the left side of equation (2) vs. SDB using this K_3 , and fitting a straight line to the data. Parameters K_1 and K_2 are then found by inversion of equations (3) and (4).

3.0

TEST CASES

The algorithm has been tried on four test cases. The test cases are the same four as in ref [2]. The least-squares fit parameter values and the "quick-and-dirty" estimates are compared in Table 1. The errors incurred in predicting required signal-to-noise ratio from the inverse function using the quick-and-dirty parameters are summarized in Tables 2-5. Note that although there are significant differences between the least-squares and approximate parameter values, the difference in required S/N is always less than about 0.2 dB in the four test cases.

```

PDFIT
INPUT S/N VECTOR IN DB
0:
SNR1
INPUT PD VECTOR IN PERCENT
0:
PD1
K1,K2,K3
0.3389 2.181 0.3863
PD(PCT)    SNR(DB)    SNFIT    ERROR(DB)
5.053      0.622      0.8353   0.2133
10.84      2.48       2.585    0.1046
18.95      4.024     4.052    0.02799
29.01      5.438     5.408    -0.03042
39.64      6.742     6.672    -0.06981
50.46      8.06      7.966    -0.09388
61.1       9.49      9.384    -0.1059
69.97     10.91     10.81    -0.1048
80.17     13.09     13.01    -0.08689
89.95     16.57     16.54    -0.03299
94.76     19.88     19.9     0.0197
98.77     27.21     27.37    0.1591

```

Table 2 - Swerling 1, 4 hits, $P_{FA} = 10^{-6}$

```

PDFIT
INPUT S/N VECTOR IN DB
0:
SNR2
INPUT PD VECTOR IN PERCENT
0:
PD2
K1,K2,K3
0.7032 2.248 0.3738
PD(PCT)    SNR(DB)    SNFIT    ERROR(DB)
5.46       -2.203    -1.987   0.2164
10.37     -0.675    -0.5535  0.1215
19.48     1.035     1.062    0.02743
29.4      2.393     2.361    -0.03215
39.86     3.657     3.585    -0.0724
50.47     4.939     4.841    -0.09843
60.93     6.334     6.224    -0.1104
69.65     7.72      7.611    -0.1092
79.77     9.352     9.261    -0.09064
89.59     13.26     13.22    -0.03929
94.51     16.51     16.53    0.01833
96.69     23.77     23.93    0.1688

```

Table 3 - Swerling 1, 11 hits, $P_{FA} = 10^{-6}$


```

      FDFIT
INPUT S/N VECTOR IN DB
0:
      SNR3
INPUT PD VECTOR IN PERCENT
0:
      PD3
K1,K2,K3
0.2294 2.521 8.309
PD(PCT)      SNR(DB)      SMFIT      ERROR(DB)
   5.012      -2.325      -2.361      -0.03551
  10.75       -0.972      -0.9867     -0.01471
  20.93        0.273       0.2749      0.00185
  29.55        0.966       0.9756      0.009561
  39.37        1.59        1.606       0.01563
  49.37        2.135       2.154       0.01946
  59.7         2.655       2.677       0.02153
  70.51        3.197       3.218       0.02137
  79.51        3.688       3.707       0.01871
  89.72        4.395       4.403       0.008202
  94.99        4.96        4.955       -0.00544
  99.44        6.207       6.146       -0.06067

```

Table 4 - Swerling 0, 7 hits, $P_{FA} = 10^{-3}$

```

      FDFIT
INPUT S/N VECTOR IN DB
0:
      SNR4
INPUT PD VECTOR IN PERCENT
0:
      PD4
K1,K2,K3
0.1306 3.035 0.7799
PD(PCT)      SNR(DB)      SMFIT      ERROR(DB)
   5.523       3.72        3.736       0.01591
  10.87        4.793       4.8         0.007345
  19.01        5.756       5.758       0.001807
  30.23        6.672       6.668       -0.003626
  38.56        7.235       7.228       -0.006625
  49.07        7.896       7.888       -0.008104
  59.77        8.579       8.569       -0.009751
  70.41        9.338       9.329       -0.008807
  80.67        10.27       10.26       -0.006994
  89.71        11.53       11.52       -0.001345
  94.38        12.67       12.68       0.004000
  97.34        14.44       14.46       0.01619

```

Table 5 - Swerling 2, 4 hits, $P_{FA} = 10^{-8}$

Table 1 - Least Squares and Approximate Parameter Values for Four Test Cases

Swerling Case	# of hits	P_{FA}	\hat{K}_1	K_1	\hat{K}_2	K_2	\hat{K}_3	K_3	Maximum Error (dB)
1	4	10^{-6}	.3389	.3198	2.181	2.038	.3863	.4210	.21
1	11	10^{-6}	.7032	.6624	2.248	2.088	.3738	.4101	.21
0	7	10^{-3}	.2294	.2583	2.521	2.563	8.309	6.533	.06
2	4	10^{-8}	.1806	.1790	3.035	3.010	.7799	.7925	.02

\hat{K}_1 = approximate parameter value

K_1 = least squares parameter value

4.0 ALGORITHM COOKBOOK DESCRIPTION

Step 1. For the two smallest values of P_D (P_1 and P_2 , $P_1 < P_2$), plot y_i vs SDB_i , where

$$y_i \triangleq \log_{10}[-\log_{10}(1 - P_i)] \quad (7)$$

$$SDB_i \triangleq 10 \log_{10}(S_i) \quad (8)$$

Determine the slope of the line connecting these two points, i.e.,

$$m_y = \frac{y_2 - y_1}{SDB_2 - SDB_1} \quad (9)$$

Step 2. For the two largest values of P_D (P_3 and P_4 , $P_3 < P_4$), plot z_i vs. SDB_i , where

$$z_i \triangleq -\log_{10}(1 - P_i) \quad (10)$$

Determine the slope of the line connecting these two points, i.e.

$$m_z = \frac{z_4 - z_3}{SDB_4 - SDB_3} \quad (11)$$

Step 3. The initial estimate for K_3 is found as

$$K_3 = \frac{m_z}{m_y} \quad (12)$$

Step 4. Compute the correction factor.

4a. Distort the P_D values:

$$\tilde{P}_i = 1 - (1 - P_i)^{1/K_3}, \quad i = 1, 2, 3, 4$$

4b. Compute large P_D slope ratio:

$$SRL = \frac{\log_{10}[(1-\tilde{P}_4)^{-1/K_3} - 1] - \log_{10}[(1-\tilde{P}_3)^{-1/K_3} - 1]}{-1/K_3 \log_{10}[1-\tilde{P}_4] + 1/K_3 \log_{10}[1-\tilde{P}_3]}$$

4c. Compute the small P_D slope ratio:

$$SRL = \frac{\log_{10}[(1-\tilde{P}_2)^{-1/K_3} - 1] - \log_{10}[(1-\tilde{P}_1)^{-1/K_3} - 1]}{\log_{10} \left[\frac{-\ln 10}{K_3} \log_{10}(1-\tilde{P}_2) \right] - \log_{10} \left[\frac{-\ln 10}{K_3} \log_{10}(1-\tilde{P}_1) \right]}$$

4d. Compute the correction factor and apply it to K_3 :

$$K_3' = K_3 \frac{(SRL)}{(SRS)}$$

Step 5. For all values of P_D , plot w_i vs. SDB_i , where

$$w_i \triangleq \log_{10}[(1-P_i)^{-1/K_3'} - 1] \quad (13)$$

Fit a straight line through these points, computing the slope and intercept

$$\text{slope} = a = \frac{\Delta W}{\Delta SDB} \quad (14)$$

$$\text{intercept} = b = w(SDB = 0) \quad (15)$$

Step 6. The estimates for K_1 and K_2 are found from the slope and intercept values:

$$K_2 = 10a \quad (16)$$

$$K_1 = 10 \left(\frac{b}{10a} \right) \quad (17)$$

An API program implementation is listed in Figure 2.

```

▽PDFIT[[]]▽
PDFIT
[1] 'INPUT S/N VECTOR IN DB' Ⓞ SNR←[]
[2] 'INPUT PD VECTOR IN PERCENT' Ⓞ PDPCT←[]
[3] PD←PDPCT×0.01
[4] MY←(-/10Ⓞ-10Ⓞ1-PD[1 2])÷-/SNR[1 2]
[5] MZ←(-/-10Ⓞ1--2↑PD)÷-/-2↑SNR
[6] K3←MZ÷MY
[7] K3←K3×K3 FACTOR PD
[8] Y←10Ⓞ(((1-PD)×-÷K3)-1
[9] X←SNR
[10] K←X LINREG Y
[11] K2←10×K[1]
[12] K1←10×K[2]÷K2
[13] 'K1,K2,K3' Ⓞ []←K1,K2,K3
[14] SNRQ←SNFIT PDPCT
[15] 'PD(PCT) SNR(DB) SNFIT ERROR(DB)'
[16] ((PDPCT,[1.5] SNR),[2] SNRQ),[2] SNRQ-SNR

```

```

▽FACTOR[[]]▽
Z←K3 FACTOR PD
[1] A DISTORT PD BY K3
[2] PDL←1-(1--2↑PD)×÷K3
[3] PDS←1-(1--2↑PD)×÷K3
[4] A COMPUTE LARGE PD SLOPE RATIO
[5] Y←-/10Ⓞ(((1-PDL)×-÷K3)-1
[6] SRL←Y÷-/-(-K3)×10Ⓞ1-PDL
[7] A COMPUTE SMALL PD SLOPE RATIO
[8] Y←-/10Ⓞ(((1-PDS)×-÷K3)-1
[9] SRS←Y÷-/-10Ⓞ-((Ⓞ10)÷K3)×10Ⓞ1-PDS
[10] Z←SRL÷SRS

```

```

▽SNFIT[[]]▽
Z←SNFIT PD
[1] PD←PD×0.01
[2] Z←10×10Ⓞ(÷K1)×(((1-PD)×-÷K3)-1)×÷K2
▽
▽LINREG[[]]▽
K←X LINREG Y
[1] SX←+/X Ⓞ SXX←+/XXX Ⓞ SXY←+/X×Y Ⓞ ST←+/Y Ⓞ N←#X
[2] A←2 2 PSH,N,SXX,SX
[3] V←ST,SXY
[4] K←(HA)+.XY

```

Figure 2. APL Program Documentation

5.0

REFERENCES

- [1] E.N. Khoury, "An Overview of Program PDFIT", TSC-W21-40,
13 June 1979.

- [2] D. M. Brandt, "Radar Integration Efficiency", TSC-W53-01,
9 October 1979.

UNCLASSIFIED

SECURITY CLASSIFICATION OF THIS PAGE (When Data Entered)

REPORT DOCUMENTATION PAGE		READ INSTRUCTIONS BEFORE COMPLETING FORM
1. REPORT NUMBER	2. GOVT ACCESSION NO.	3. RECIPIENT'S CATALOG NUMBER
4. TITLE (and Subtitle) 6 A Review of Representation Functions for Probability of Detection.		5. TYPE OF REPORT & PERIOD COVERED 9 Technical <i>rept.</i>
7. AUTHOR(s) 13 Wayne Rivers / J. N. Bucknam E. N. Khoury and R. E. Blase		6. PERFORMING ORG. REPORT NUMBER 14 TSC-W25-160
9. PERFORMING ORGANIZATION NAME AND ADDRESS Technology Service Corporation 8555 16th Street, Suite 300 Silver Spring, Maryland 20910		8. CONTRACT OR GRANT NUMBER(s) 15 N60921-79-C-A306
11. CONTROLLING OFFICE NAME AND ADDRESS		10. PROGRAM ELEMENT, PROJECT, TASK AREA & WORK UNIT NUMBERS N00014-79-C-7065 11
14. MONITORING AGENCY NAME & ADDRESS (if different from Controlling Office) 12 <i>117</i>		12. REPORT DATE 11 January 1980
		13. NUMBER OF PAGES
		15. SECURITY CLASS. (of this report) Unclassified
		15a. DECLASSIFICATION/DOWNGRADING SCHEDULE
16. DISTRIBUTION STATEMENT (of this Report) Distribution is Unlimited		
17. DISTRIBUTION STATEMENT (of the abstract entered in Block 20, if different from Report)		
18. SUPPLEMENTARY NOTES		
19. KEY WORDS (Continue on reverse side if necessary and identify by block number)		
20. ABSTRACT (Continue on reverse side if necessary and identify by block number) ABSTRACT ON REVERSE SIDE		

UNCLASSIFIED

SECURITY CLASSIFICATION OF THIS PAGE(When Data Entered)

Block 20.

A REVIEW OF REPRESENTATION FUNCTIONS
FOR PROBABILITY OF DETECTION

by

Wayne Rivers, J. N. Bucknam,
E. N. Khoury, and R. E. Blase

ABSTRACT

Simple representation functions that interrelate the primary signal detection variables for the receiver structure of Marcum and Swerling are reviewed in regard to accuracy, complexity and inversion. Functions reviewed include those of Brooks, Neuvy, and Khoury-Bucknam. The first two of these are simple algorithms for computing minimum ratio of signal energy to noise power density as functions of number of samples integrated, the target distribution case, and required probabilities of detection and false alarm. The Khoury-Bucknam functions are analytic and invertible, and they relate probability of detection and signal-to-noise ratio using parameters chosen uniquely for each case, number of samples, and probability of false alarm.

The procedures and software that support determination of the coefficients of the Khoury-Bucknam function are documented.

UNCLASSIFIED

SECURITY CLASSIFICATION OF THIS PAGE(When Data Entered)