



BATTERIES



- System backup power
- Rechargeable, lead-acid, gel type

Order #	Description	Voltage	Amphour	Length (in)	Width (in)	Height (in)	Weight (lb.)
00401	12V 4AH	12 VDC	4AH	3.54	2.76	4.13	3.8
00402	12V 7AH	12 VDC	7AH	5.95	2.56	3.86	5.7
00403	12V 17AH	12 VDC	17/18AH	7.13	2.99	6.57	12.8
00410	12V 12AH	12 VDC	12AH	5.95	4.0	3.86	9.2


BATTERY HARNESSSES



- Provide essential wiring for high current transfer

Order #	Model #	Connects
00503	BH-3B4P	Three 4Ah batteries for 12VDC @ 12Ah
00504	BH-4B4P	Four 4Ah batteries for 12VDC @ 16Ah
00505	BH-5B4P	Five 4Ah batteries for 12VDC @ 20Ah
00507	BH-4B4SP	Four 4Ah batteries for 24VDC @ 8Ah
00508	BH-1B7	One 4Ah battery for 12VDC @ 4Ah or one 7Ah battery for 12VDC @ 7Ah
00509	BH-2B7P	Two 4Ah batteries for 12VDC @ 8Ah or two 7Ah batteries for 12VDC @ 14Ah
00510	BH-2B7S	Two 4Ah batteries for 24VDC @ 4Ah or two 7Ah batteries for 24VDC @ 7Ah
00516	BH-1B17	One 17Ah battery for 12VDC @ 17Ah or one 12Ah battery for 12VDC @ 12Ah
00511	BH-2B17P	Two 17Ah batteries for 12VDC @ 34Ah or two 12Ah batteries for 12VDC @ 24Ah
00512	BH-2B17S	Two 17Ah batteries for 24VDC @ 17Ah or two 12Ah batteries for 24VDC @ 12Ah
00513	BH-3B17P	Three 17Ah batteries for 12VDC @ 51Ah or three 12Ah batteries for 12VDC @ 36Ah
00514	BH-4B17P	Four 17Ah batteries for 12VDC @ 68Ah or four 12Ah batteries for 12VDC @ 48Ah
00515	BH-4B17SP	Four 17Ah batteries for 24VDC @ 34Ah or four 12Ah batteries for 24VDC @ 24Ah
00517	BH-2B7S-48	Two 4Ah batteries for 24 VDC @ 4Ah or two 7Ah batteries for 24VDC @ 7Ah, 48" long
00526	BH-2B17S-15	Two 17Ah batteries for 24VDC @ 17Ah or two 12Ah batteries for 24VDC @ 12Ah, 15" long

BATTERY CABINETS



- Expand battery capacity of any system
- Cabinets with batteries supplied with harness
- Key lockable

Order #	Model #	Output Voltage	Ah Capacity	Size (inches) H x W x D	Notes
00322	BC-01V			8 x 7 x 3	Vented
00323	BC-02V			12 x 12 x 4	Vented
00313	BC-02-12-2B7	12	14	12 x 12 x 4	Vented, Battery Harness, 2 Batteries
00314	BC-02-24-2B7	24	7	12 x 12 x 4	Vented, Battery Harness, 2 Batteries
00303	BC-03			11 x 15 x 4	Vented
00304	BC-03-12-2B17	12	34	11 x 15 x 4	Vented, Battery Harness, 2 Batteries
00305	BC-03-24-2B17	24	17	11 x 15 x 4	Vented, Battery Harness, 2 Batteries
00315	BC-03-R			11 x 15 x 4	Vented, Red Cabinet
00306	BC-04			15 x 18 x 4	Vented
00307	BC-04-12-2B17	12	34	15 x 18 x 4	Vented, Battery Harness, 2 Batteries
00308	BC-04-24-2B17	24	17	15 x 18 x 4	Vented, Battery Harness, 2 Batteries
00309	BC-05			15 x 18 x 4	Vented, Shelf
00310	BC-05-12-3B17	12	51	15 x 18 x 4	Vented, Shelf, Bat Harness, 3 Batteries
00311	BC-05-12-4B17	12	68	15 x 18 x 4	Vented, Shelf, Bat Harness, 4 Batteries
00312	BC-05-24-4B17	24	34	15 x 18 x 4	Vented, Shelf, Bat Harness, 4 Batteries
00319	BC-09			20 x 24 x 5	Vented, removable cover
00325	BC-100*			12 x 16 x 7	Vented, Shelf, Tamper Switch*

*See sheet 52-344 for more info




BATTERIES



- System backup power
- Rechargeable, lead-acid, gel type

Order #	Description	Voltage	Amphour	Length (in)	Width (in)	Height (in)	Weight (lb.)
00401	12V 4AH	12 VDC	4AH	3.54	2.76	4.13	3.8
00402	12V 7AH	12 VDC	7AH	5.95	2.56	3.86	5.7
00403	12V 17AH	12 VDC	17/18AH	7.13	2.99	6.57	12.8
00410	12V 12AH	12 VDC	12AH	5.95	4.0	3.86	9.2


BATTERY HARNESES



- Provide essential wiring for high current transfer

Order #	Model #	Connects
00503	BH-3B4P	Three 4Ah batteries for 12VDC @ 12Ah
00504	BH-4B4P	Four 4Ah batteries for 12VDC @ 16Ah
00505	BH-5B4P	Five 4Ah batteries for 12VDC @ 20Ah
00507	BH-4B4SP	Four 4Ah batteries for 24VDC @ 8Ah
00508	BH-1B7	One 4Ah battery for 12VDC @ 4Ah or one 7Ah battery for 12VDC @ 7Ah
00509	BH-2B7P	Two 4Ah batteries for 12VDC @ 8Ah or two 7Ah batteries for 12VDC @ 14Ah
00510	BH-2B7S	Two 4Ah batteries for 24VDC @ 4Ah or two 7Ah batteries for 24VDC @ 7Ah
00516	BH-1B17	One 17Ah battery for 12VDC @ 17Ah or one 12Ah battery for 12VDC @ 12Ah
00511	BH-2B17P	Two 17Ah batteries for 12VDC @ 34Ah or two 12Ah batteries for 12VDC @ 24Ah
00512	BH-2B17S	Two 17Ah batteries for 24VDC @ 17Ah or two 12Ah batteries for 24VDC @ 12Ah
00513	BH-3B17P	Three 17Ah batteries for 12VDC @ 51Ah or three 12Ah batteries for 12VDC @ 36Ah
00514	BH-4B17P	Four 17Ah batteries for 12VDC @ 68Ah or four 12Ah batteries for 12VDC @ 48Ah
00515	BH-4B17SP	Four 17Ah batteries for 24VDC @ 34Ah or four 12Ah batteries for 24VDC @ 24Ah
00517	BH-2B7S-48	Two 4Ah batteries for 24 VDC @ 4Ah or two 7Ah batteries for 24VDC @ 7Ah, 48" long
00526	BH-2B17S-15	Two 17Ah batteries for 24VDC @ 17Ah or two 12Ah batteries for 24VDC @ 12Ah, 15" long

BATTERY CABINETS



- Expand battery capacity of any system
- Cabinets with batteries supplied with harness
- Key lockable

Order #	Model #	Output Voltage	Ah Capacity	Size (inches) H x W x D	Notes
00322	BC-01V			8 x 7 x 3	Vented
00323	BC-02V			12 x 12 x 4	Vented
00313	BC-02-12-2B7	12	14	12 x 12 x 4	Vented, Battery Harness, 2 Batteries
00314	BC-02-24-2B7	24	7	12 x 12 x 4	Vented, Battery Harness, 2 Batteries
00303	BC-03			11 x 15 x 4	Vented
00304	BC-03-12-2B17	12	34	11 x 15 x 4	Vented, Battery Harness, 2 Batteries
00305	BC-03-24-2B17	24	17	11 x 15 x 4	Vented, Battery Harness, 2 Batteries
00315	BC-03-R			11 x 15 x 4	Vented, Red Cabinet
00306	BC-04			15 x 18 x 4	Vented
00307	BC-04-12-2B17	12	34	15 x 18 x 4	Vented, Battery Harness, 2 Batteries
00308	BC-04-24-2B17	24	17	15 x 18 x 4	Vented, Battery Harness, 2 Batteries
00309	BC-05			15 x 18 x 4	Vented, Shelf
00310	BC-05-12-3B17	12	51	15 x 18 x 4	Vented, Shelf, Bat Harness, 3 Batteries
00311	BC-05-12-4B17	12	68	15 x 18 x 4	Vented, Shelf, Bat Harness, 4 Batteries
00312	BC-05-24-4B17	24	34	15 x 18 x 4	Vented, Shelf, Bat Harness, 4 Batteries
00319	BC-09			20 x 24 x 5	Vented, removable cover
00325	BC-100*			12 x 16 x 7	Vented, Shelf, Tamper Switch*

*See sheet 52-344 for more info




BATTERIES



- System backup power
- Rechargeable, lead-acid, gel type

Order #	Description	Voltage	Amphour	Length (in)	Width (in)	Height (in)	Weight (lb.)
00401	12V 4AH	12 VDC	4AH	3.54	2.76	4.13	3.8
00402	12V 7AH	12 VDC	7AH	5.95	2.56	3.86	5.7
00403	12V 17AH	12 VDC	17/18AH	7.13	2.99	6.57	12.8
00410	12V 12AH	12 VDC	12AH	5.95	4.0	3.86	9.2


BATTERY HARNESSSES



- Provide essential wiring for high current transfer

Order #	Model #	Connects
00503	BH-3B4P	Three 4Ah batteries for 12VDC @ 12Ah
00504	BH-4B4P	Four 4Ah batteries for 12VDC @ 16Ah
00505	BH-5B4P	Five 4Ah batteries for 12VDC @ 20Ah
00507	BH-4B4SP	Four 4Ah batteries for 24VDC @ 8Ah
00508	BH-1B7	One 4Ah battery for 12VDC @ 4Ah or one 7Ah battery for 12VDC @ 7Ah
00509	BH-2B7P	Two 4Ah batteries for 12VDC @ 8Ah or two 7Ah batteries for 12VDC @ 14Ah
00510	BH-2B7S	Two 4Ah batteries for 24VDC @ 4Ah or two 7Ah batteries for 24VDC @ 7Ah
00516	BH-1B17	One 17Ah battery for 12VDC @ 17Ah or one 12Ah battery for 12VDC @ 12Ah
00511	BH-2B17P	Two 17Ah batteries for 12VDC @ 34Ah or two 12Ah batteries for 12VDC @ 24Ah
00512	BH-2B17S	Two 17Ah batteries for 24VDC @ 17Ah or two 12Ah batteries for 24VDC @ 12Ah
00513	BH-3B17P	Three 17Ah batteries for 12VDC @ 51Ah or three 12Ah batteries for 12VDC @ 36Ah
00514	BH-4B17P	Four 17Ah batteries for 12VDC @ 68Ah or four 12Ah batteries for 12VDC @ 48Ah
00515	BH-4B17SP	Four 17Ah batteries for 24VDC @ 34Ah or four 12Ah batteries for 24VDC @ 24Ah
00517	BH-2B7S-48	Two 4Ah batteries for 24 VDC @ 4Ah or two 7Ah batteries for 24VDC @ 7Ah, 48" long
00526	BH-2B17S-15	Two 17Ah batteries for 24VDC @ 17Ah or two 12Ah batteries for 24VDC @ 12Ah, 15" long

BATTERY CABINETS



- Expand battery capacity of any system
- Cabinets with batteries supplied with harness
- Key lockable

Order #	Model #	Output Voltage	Ah Capacity	Size (inches) H x W x D	Notes
00322	BC-01V			8 x 7 x 3	Vented
00323	BC-02V			12 x 12 x 4	Vented
00313	BC-02-12-2B7	12	14	12 x 12 x 4	Vented, Battery Harness, 2 Batteries
00314	BC-02-24-2B7	24	7	12 x 12 x 4	Vented, Battery Harness, 2 Batteries
00303	BC-03			11 x 15 x 4	Vented
00304	BC-03-12-2B17	12	34	11 x 15 x 4	Vented, Battery Harness, 2 Batteries
00305	BC-03-24-2B17	24	17	11 x 15 x 4	Vented, Battery Harness, 2 Batteries
00315	BC-03-R			11 x 15 x 4	Vented, Red Cabinet
00306	BC-04			15 x 18 x 4	Vented
00307	BC-04-12-2B17	12	34	15 x 18 x 4	Vented, Battery Harness, 2 Batteries
00308	BC-04-24-2B17	24	17	15 x 18 x 4	Vented, Battery Harness, 2 Batteries
00309	BC-05			15 x 18 x 4	Vented, Shelf
00310	BC-05-12-3B17	12	51	15 x 18 x 4	Vented, Shelf, Bat Harness, 3 Batteries
00311	BC-05-12-4B17	12	68	15 x 18 x 4	Vented, Shelf, Bat Harness, 4 Batteries
00312	BC-05-24-4B17	24	34	15 x 18 x 4	Vented, Shelf, Bat Harness, 4 Batteries
00319	BC-09			20 x 24 x 5	Vented, removable cover
00325	BC-100*			12 x 16 x 7	Vented, Shelf, Tamper Switch*

*See sheet 52-344 for more info



BATTERIES



- System backup power
- Rechargeable, lead-acid, gel type

Order #	Description	Voltage	Amphour	Length (in)	Width (in)	Height (in)	Weight (lb.)
00401	12V 4AH	12 VDC	4AH	3.54	2.76	4.13	3.8
00402	12V 7AH	12 VDC	7AH	5.95	2.56	3.86	5.7
00403	12V 17AH	12 VDC	17/18AH	7.13	2.99	6.57	12.8
00410	12V 12AH	12 VDC	12AH	5.95	4.0	3.86	9.2


BATTERY HARNESSSES



- Provide essential wiring for high current transfer

Order #	Model #	Connects
00503	BH-3B4P	Three 4Ah batteries for 12VDC @ 12Ah
00504	BH-4B4P	Four 4Ah batteries for 12VDC @ 16Ah
00505	BH-5B4P	Five 4Ah batteries for 12VDC @ 20Ah
00507	BH-4B4SP	Four 4Ah batteries for 24VDC @ 8Ah
00508	BH-1B7	One 4Ah battery for 12VDC @ 4Ah or one 7Ah battery for 12VDC @ 7Ah
00509	BH-2B7P	Two 4Ah batteries for 12VDC @ 8Ah or two 7Ah batteries for 12VDC @ 14Ah
00510	BH-2B7S	Two 4Ah batteries for 24VDC @ 4Ah or two 7Ah batteries for 24VDC @ 7Ah
00516	BH-1B17	One 17Ah battery for 12VDC @ 17Ah or one 12Ah battery for 12VDC @ 12Ah
00511	BH-2B17P	Two 17Ah batteries for 12VDC @ 34Ah or two 12Ah batteries for 12VDC @ 24Ah
00512	BH-2B17S	Two 17Ah batteries for 24VDC @ 17Ah or two 12Ah batteries for 24VDC @ 12Ah
00513	BH-3B17P	Three 17Ah batteries for 12VDC @ 51Ah or three 12Ah batteries for 12VDC @ 36Ah
00514	BH-4B17P	Four 17Ah batteries for 12VDC @ 68Ah or four 12Ah batteries for 12VDC @ 48Ah
00515	BH-4B17SP	Four 17Ah batteries for 24VDC @ 34Ah or four 12Ah batteries for 24VDC @ 24Ah
00517	BH-2B7S-48	Two 4Ah batteries for 24 VDC @ 4Ah or two 7Ah batteries for 24VDC @ 7Ah, 48" long
00526	BH-2B17S-15	Two 17Ah batteries for 24VDC @ 17Ah or two 12Ah batteries for 24VDC @ 12Ah, 15" long

BATTERY CABINETS




- Expand battery capacity of any system
- Cabinets with batteries supplied with harness
- Key lockable

Order #	Model #	Output Voltage	Ah Capacity	Size (inches) H x W x D	Notes
00322	BC-01V			8 x 7 x 3	Vented
00323	BC-02V			12 x 12 x 4	Vented
00313	BC-02-12-2B7	12	14	12 x 12 x 4	Vented, Battery Harness, 2 Batteries
00314	BC-02-24-2B7	24	7	12 x 12 x 4	Vented, Battery Harness, 2 Batteries
00303	BC-03			11 x 15 x 4	Vented
00304	BC-03-12-2B17	12	34	11 x 15 x 4	Vented, Battery Harness, 2 Batteries
00305	BC-03-24-2B17	24	17	11 x 15 x 4	Vented, Battery Harness, 2 Batteries
00315	BC-03-R			11 x 15 x 4	Vented, Red Cabinet
00306	BC-04			15 x 18 x 4	Vented
00307	BC-04-12-2B17	12	34	15 x 18 x 4	Vented, Battery Harness, 2 Batteries
00308	BC-04-24-2B17	24	17	15 x 18 x 4	Vented, Battery Harness, 2 Batteries
00309	BC-05			15 x 18 x 4	Vented, Shelf
00310	BC-05-12-3B17	12	51	15 x 18 x 4	Vented, Shelf, Bat Harness, 3 Batteries
00311	BC-05-12-4B17	12	68	15 x 18 x 4	Vented, Shelf, Bat Harness, 4 Batteries
00312	BC-05-24-4B17	24	34	15 x 18 x 4	Vented, Shelf, Bat Harness, 4 Batteries
00319	BC-09			20 x 24 x 5	Vented, removable cover
00325	BC-100*			12 x 16 x 7	Vented, Shelf, Tamper Switch*

*See sheet 52-344 for more info

APD8 — APD8F Advanced Power Distribution Boards



The APD8(F) is an Advanced Power Distribution Module that can be combined with AlarmSaf's Beacon Power Supply Line to provide flexible power management for access control system integration applications. The APD(8)F is available with either 8 Class 2, power limited or individually fused, relay-controlled, independently programmable outputs and features a variety of input option modes, latching or non-latching fire alarm interface (FAI) for egress control and visual status indication. Applications include mag lock control, door strike control, reader power, system power, request to exit power and fire alarm interface (FAI) for emergency exit. The APD8 and APD8F modules have been tested and listed to the following industry standards: UL/ANSI 294, UL/ANSI 1481, CSA-C22.2 N0.205, CSFM, NY MEA.

MODULE FEATURES

- 8 Outputs, individually programmable for:
 - fail-safe
 - fail-secure
 - form-C relay contact
 - Constant Voltage for auxiliary devices
 - Fire Alarm Interface (FAI)
- Eight inputs, individually programmable for:
 - negative trip
 - open collector trip
 - dry contact trip
 - positive trip
 - isolated trip
- Operates from 12 or 24 V AC or DC input
- Latching or Non-Latching FAI
- Available with Class 2, power Limited outputs
- Lock voltage can be isolated from control voltage

- Visual Status Indication
- Short circuit protection
- Thermal Protection
- Removable Terminal Strips
- Limited Lifetime Warranty
- Agency Listed

MODULE SPECIFICATIONS

Input Specifications

- Input Voltage: 12 or 24V AC or DC
- Input Current: 8 A maximum
- Lock Input Trip Current: 0.03 A per input
- Lock Relay Contacts rated @ 28 VDC, 12 A

Output Specifications

- Total outputs:
 - **APD8** - 8 Class 2, Power Limited outputs, PTC protected
 - **APD8F** - 8 fuse protected outputs
- Output Voltage: Dependent on Input Voltage

- Total Output Current: 8 A Maximum
- Zone Output Current:
 - APD8 - 1.6 A per output, Class 2, Power Limited, PTC protected
 - APD8F - 3.0 A per output, fuse protected with automotive blade fuses

Temperature Specifications

- Ambient Temperature Range: 0°C to 49°C
- Ambient Humidity: 93% at 32°C

Visual Indicators

- Input Activation: Red LED per output
- Control Voltage Present: Green LED
- FAI Status: Green LED

Mechanical Specifications

- 7.75" L x 4.75" W x 1.25" H

ORDER NUMBER	MODEL NUMBER	DESCRIPTION
02828	APD8F	8 fused outputs advanced power distribution board
02827	APD8	8 power limited outputs advanced power distribution board



BEACONPOWER
INTEGRATING FIRE AND ACCESS



ALARM SAF



APD8-UL POWER DISTRIBUTION SYSTEM

Access control power distribution system with 8 relay controlled, individually PTC power limited lock outputs. The system can be operated from 12 or 24 Volts AC or DC and features independently programmable class 2, power limited outputs, 3 input option modes, Fire Alarm Interface (FAI) and visual status indication.

Systems integration applications include mag lock control, door strike control, reader power, system power, request to exit power and Fire Alarm Interface for emergency exit.

Agency Listed (UL 294 and CSA Certified).

SYSTEM FEATURES

Features

- AC or DC input: 12 or 24 volts
- Latching or non-latching Fire Alarm Interface (FAI)
- Class 2, power limited
- Lock voltage can be isolated from control voltage
- Visual status indication
- Short circuit protection

- Thermal protection
- Removable Terminal Strips
- Key lockable cabinet
- Limited lifetime warranty

Listings

- UL 294



- CSA Certified



SPECIFICATIONS

Power Distribution Specifications

- 8 outputs, individually power limited and programmable for:
 - Fail safe
 - Fail secure
 - Form "C" relay contact
 - Constant voltage for auxiliary devices
 - Fire Alarm Interface (FAI)
- 8 inputs, individually programmable for:
 - Negative or open collector trip
 - Positive trip
 - Isolated trip

- Lock power input current rating: 8A maximum
- Lock output current: Power limited @ 1.6A/output, PTC protected
- Lock input trip current: .03A per input
- Lock relay contacts rated @ 28 VDC, 12A
- Operating temperature : 0°C to 50°C
- Humidity : 85% @ 30°C
- Visual status indicators :
 - Input Activation: Red LED per input
 - Control Voltage Presence: Green LED
 - Fire Alarm Interface (FAI) status: Green LED

APPLICATIONS

- Mag lock control
- Door strike control
- Fire Alarm Interface for emergency exit
- Reader Power
- Request to Exit Power
- System power

MECHANICAL

Cabinet Dimensions

- APD8-UL 12"W x 12" L x 4" D


Cabinet Weight

- 8 lbs

ORDER INFORMATION

Order Number	Model Number	Description
02805	APD8-UL	Power Distribution System, 8 PTC protected outputs in 12" x 12" x 4" cabinet
02827	APD8-BD	Replacement board

APD8 — APD8F Advanced Power Distribution Boards



The APD8(F) is an Advanced Power Distribution Module that can be combined with AlarmSaf’s Beacon Power Supply Line to provide flexible power management for access control system integration applications. The APD(8)F is available with either 8 Class 2, power limited or individually fused, relay-controlled, independently programmable outputs and features a variety of input option modes, latching or non-latching fire alarm interface (FAI) for egress control and visual status indication. Applications include mag lock control, door strike control, reader power, system power, request to exit power and fire alarm interface (FAI) for emergency exit. The APD8 and APD8F modules have been tested and listed to the following industry standards: UL/ANSI 294, UL/ANSI 1481, CSA-C22.2 N0.205, CSFM, NY MEA.

MODULE FEATURES

- 8 Outputs, individually programmable for:
 - fail-safe
 - fail-secure
 - form-C relay contact
 - Constant Voltage for auxiliary devices
 - Fire Alarm Interface (FAI)
- Eight inputs, individually programmable for:
 - negative trip
 - open collector trip
 - dry contact trip
 - positive trip
 - isolated trip
- Operates from 12 or 24 V AC or DC input
- Latching or Non-Latching FAI
- Available with Class 2, power Limited outputs
- Lock voltage can be isolated from control voltage

- Visual Status Indication
- Short circuit protection
- Thermal Protection
- Removable Terminal Strips
- Limited Lifetime Warranty
- Agency Listed

MODULE SPECIFICATIONS

Input Specifications

- Input Voltage: 12 or 24V AC or DC
- Input Current: 8 A maximum
- Lock Input Trip Current: 0.03 A per input
- Lock Relay Contacts rated @ 28 VDC, 12 A

Output Specifications

- Total outputs:
 - **APD8** - 8 Class 2, Power Limited outputs, PTC protected
 - **APD8F** - 8 fuse protected outputs
- Output Voltage: Dependent on Input Voltage

- Total Output Current: 8 A Maximum
- Zone Output Current:
 - APD8 - 1.6 A per output, Class 2, Power Limited, PTC protected
 - APD8F - 3.0 A per output, fuse protected with automotive blade fuses

Temperature Specifications

- Ambient Temperature Range: 0°C to 49°C
- Ambient Humidity: 93% at 32°C

Visual Indicators

- Input Activation: Red LED per output
- Control Voltage Present: Green LED
- FAI Status: Green LED

Mechanical Specifications

- 7.75" L x 4.75" W x 1.25" H


ORDER NUMBER	MODEL NUMBER	DESCRIPTION
02828	APD8F	8 fused outputs advanced power distribution board
02827	APD8	8 power limited outputs advanced power distribution board



BEACONPOWER
INTEGRATING FIRE AND ACCESS



ALARM SAF



APD8F-UL POWER DISTRIBUTION SYSTEM

Access control power distribution system with 8 relay controlled, individually fuse protected lock outputs. The system can be operated from 12 or 24 Volts AC or DC and features independently programmable outputs, 3 input option modes, Fire Alarm Interface (FAI) and visual status indication. Systems integration applications include mag lock control, door strike control, reader power, system power, request to exit power and Fire Alarm Interface for emergency exit.

Agency Listed (UL 294 and CSA Certified).

SYSTEM FEATURES

Features

- AC or DC input: 12 or 24 volts
- Latching or non-latching Fire Alarm Interface (FAI)
- Lock voltage can be isolated from control voltage
- Visual status indication
- Short circuit protection
- Thermal protection

- Removable Terminal Strips
- Key lockable cabinet
- Limited lifetime warranty

Listings

- UL 294



- CSA Certified



SPECIFICATIONS

Power Distribution Specifications

- 8 outputs, individually programmable for:
 - Fail safe
 - Fail secure
 - Form 'C' relay contact
 - Constant voltage for auxiliary devices
 - Fire Alarm Interface (FAI)
- 8 inputs, individually programmable for:
 - Negative or open collector trip
 - Positive trip
 - Isolated trip

- Lock power input current rating: 8A maximum
- Lock output current: 3A/output, fuse protected
- Lock input trip current: .03A per input
- Lock relay contacts rated @ 28 VDC, 12A
- Operating temperature : 0°C to 50°C
- Humidity : 85% @ 30°C
- Visual status indicators :
 - Input Activation: Red LED per input
 - Control Voltage Presence: Green LED
 - Fire Alarm Interface (FAI) status: Green LED

APPLICATIONS

- Mag lock control
- Door strike control
- Fire Alarm Interface for emergency exit
- Reader Power
- Request to Exit Power
- System power

MECHANICAL

Cabinet Dimensions

- APD8F-UL 12"W x 12" L x 4" D

Cabinet Weight

- 8 lbs

ORDER INFORMATION

Order Number	Model Number	Description
02806	APD8F-UL	Power Distribution System, 8 fuse protected outputs in 12" x 12" x 4" cabinet
02828	APD8F-BD	Replacement board




BATTERIES



- System backup power
- Rechargeable, lead-acid, gel type

Order #	Description	Voltage	Amphour	Length (in)	Width (in)	Height (in)	Weight (lb.)
00401	12V 4AH	12 VDC	4AH	3.54	2.76	4.13	3.8
00402	12V 7AH	12 VDC	7AH	5.95	2.56	3.86	5.7
00403	12V 17AH	12 VDC	17/18AH	7.13	2.99	6.57	12.8
00410	12V 12AH	12 VDC	12AH	5.95	4.0	3.86	9.2

BATTERY HARNESSSES



- Provide essential wiring for high current transfer

Order #	Model #	Connects
00503	BH-3B4P	Three 4Ah batteries for 12VDC @ 12Ah
00504	BH-4B4P	Four 4Ah batteries for 12VDC @ 16Ah
00505	BH-5B4P	Five 4Ah batteries for 12VDC @ 20Ah
00507	BH-4B4SP	Four 4Ah batteries for 24VDC @ 8Ah
00508	BH-1B7	One 4Ah battery for 12VDC @ 4Ah or one 7Ah battery for 12VDC @ 7Ah
00509	BH-2B7P	Two 4Ah batteries for 12VDC @ 8Ah or two 7Ah batteries for 12VDC @ 14Ah
00510	BH-2B7S	Two 4Ah batteries for 24VDC @ 4Ah or two 7Ah batteries for 24VDC @ 7Ah
00516	BH-1B17	One 17Ah battery for 12VDC @ 17Ah or one 12Ah battery for 12VDC @ 12Ah
00511	BH-2B17P	Two 17Ah batteries for 12VDC @ 34Ah or two 12Ah batteries for 12VDC @ 24Ah
00512	BH-2B17S	Two 17Ah batteries for 24VDC @ 17Ah or two 12Ah batteries for 24VDC @ 12Ah
00513	BH-3B17P	Three 17Ah batteries for 12VDC @ 51Ah or three 12Ah batteries for 12VDC @ 36Ah
00514	BH-4B17P	Four 17Ah batteries for 12VDC @ 68Ah or four 12Ah batteries for 12VDC @ 48Ah
00515	BH-4B17SP	Four 17Ah batteries for 24VDC @ 34Ah or four 12Ah batteries for 24VDC @ 24Ah
00517	BH-2B7S-48	Two 4Ah batteries for 24 VDC @ 4Ah or two 7Ah batteries for 24VDC @ 7Ah, 48" long
00526	BH-2B17S-15	Two 17Ah batteries for 24VDC @ 17Ah or two 12Ah batteries for 24VDC @ 12Ah, 15" long

BATTERY CABINETS



- Expand battery capacity of any system
- Cabinets with batteries supplied with harness
- Key lockable

Order #	Model #	Output Voltage	Ah Capacity	Size (inches) H x W x D	Notes
00322	BC-01V			8 x 7 x 3	Vented
00323	BC-02V			12 x 12 x 4	Vented
00313	BC-02-12-2B7	12	14	12 x 12 x 4	Vented, Battery Harness, 2 Batteries
00314	BC-02-24-2B7	24	7	12 x 12 x 4	Vented, Battery Harness, 2 Batteries
00303	BC-03			11 x 15 x 4	Vented
00304	BC-03-12-2B17	12	34	11 x 15 x 4	Vented, Battery Harness, 2 Batteries
00305	BC-03-24-2B17	24	17	11 x 15 x 4	Vented, Battery Harness, 2 Batteries
00315	BC-03-R			11 x 15 x 4	Vented, Red Cabinet
00306	BC-04			15 x 18 x 4	Vented
00307	BC-04-12-2B17	12	34	15 x 18 x 4	Vented, Battery Harness, 2 Batteries
00308	BC-04-24-2B17	24	17	15 x 18 x 4	Vented, Battery Harness, 2 Batteries
00309	BC-05			15 x 18 x 4	Vented, Shelf
00310	BC-05-12-3B17	12	51	15 x 18 x 4	Vented, Shelf, Bat Harness, 3 Batteries
00311	BC-05-12-4B17	12	68	15 x 18 x 4	Vented, Shelf, Bat Harness, 4 Batteries
00312	BC-05-24-4B17	24	34	15 x 18 x 4	Vented, Shelf, Bat Harness, 4 Batteries
00319	BC-09			20 x 24 x 5	Vented, removable cover
00325	BC-100*			12 x 16 x 7	Vented, Shelf, Tamper Switch*

*See sheet 52-344 for more info




BATTERIES



- System backup power
- Rechargeable, lead-acid, gel type

Order #	Description	Voltage	Amphour	Length (in)	Width (in)	Height (in)	Weight (lb.)
00401	12V 4AH	12 VDC	4AH	3.54	2.76	4.13	3.8
00402	12V 7AH	12 VDC	7AH	5.95	2.56	3.86	5.7
00403	12V 17AH	12 VDC	17/18AH	7.13	2.99	6.57	12.8
00410	12V 12AH	12 VDC	12AH	5.95	4.0	3.86	9.2

BATTERY HARNESSES



- Provide essential wiring for high current transfer

Order #	Model #	Connects
00503	BH-3B4P	Three 4Ah batteries for 12VDC @ 12Ah
00504	BH-4B4P	Four 4Ah batteries for 12VDC @ 16Ah
00505	BH-5B4P	Five 4Ah batteries for 12VDC @ 20Ah
00507	BH-4B4SP	Four 4Ah batteries for 24VDC @ 8Ah
00508	BH-1B7	One 4Ah battery for 12VDC @ 4Ah or one 7Ah battery for 12VDC @ 7Ah
00509	BH-2B7P	Two 4Ah batteries for 12VDC @ 8Ah or two 7Ah batteries for 12VDC @ 14Ah
00510	BH-2B7S	Two 4Ah batteries for 24VDC @ 4Ah or two 7Ah batteries for 24VDC @ 7Ah
00516	BH-1B17	One 17Ah battery for 12VDC @ 17Ah or one 12Ah battery for 12VDC @ 12Ah
00511	BH-2B17P	Two 17Ah batteries for 12VDC @ 34Ah or two 12Ah batteries for 12VDC @ 24Ah
00512	BH-2B17S	Two 17Ah batteries for 24VDC @ 17Ah or two 12Ah batteries for 24VDC @ 12Ah
00513	BH-3B17P	Three 17Ah batteries for 12VDC @ 51Ah or three 12Ah batteries for 12VDC @ 36Ah
00514	BH-4B17P	Four 17Ah batteries for 12VDC @ 68Ah or four 12Ah batteries for 12VDC @ 48Ah
00515	BH-4B17SP	Four 17Ah batteries for 24VDC @ 34Ah or four 12Ah batteries for 24VDC @ 24Ah
00517	BH-2B7S-48	Two 4Ah batteries for 24 VDC @ 4Ah or two 7Ah batteries for 24VDC @ 7Ah, 48" long
00526	BH-2B17S-15	Two 17Ah batteries for 24VDC @ 17Ah or two 12Ah batteries for 24VDC @ 12Ah, 15" long

BATTERY CABINETS



- Expand battery capacity of any system
- Cabinets with batteries supplied with harness
- Key lockable

Order #	Model #	Output Voltage	Ah Capacity	Size (inches) H x W x D	Notes
00322	BC-01V			8 x 7 x 3	Vented
00323	BC-02V			12 x 12 x 4	Vented
00313	BC-02-12-2B7	12	14	12 x 12 x 4	Vented, Battery Harness, 2 Batteries
00314	BC-02-24-2B7	24	7	12 x 12 x 4	Vented, Battery Harness, 2 Batteries
00303	BC-03			11 x 15 x 4	Vented
00304	BC-03-12-2B17	12	34	11 x 15 x 4	Vented, Battery Harness, 2 Batteries
00305	BC-03-24-2B17	24	17	11 x 15 x 4	Vented, Battery Harness, 2 Batteries
00315	BC-03-R			11 x 15 x 4	Vented, Red Cabinet
00306	BC-04			15 x 18 x 4	Vented
00307	BC-04-12-2B17	12	34	15 x 18 x 4	Vented, Battery Harness, 2 Batteries
00308	BC-04-24-2B17	24	17	15 x 18 x 4	Vented, Battery Harness, 2 Batteries
00309	BC-05			15 x 18 x 4	Vented, Shelf
00310	BC-05-12-3B17	12	51	15 x 18 x 4	Vented, Shelf, Bat Harness, 3 Batteries
00311	BC-05-12-4B17	12	68	15 x 18 x 4	Vented, Shelf, Bat Harness, 4 Batteries
00312	BC-05-24-4B17	24	34	15 x 18 x 4	Vented, Shelf, Bat Harness, 4 Batteries
00319	BC-09			20 x 24 x 5	Vented, removable cover
00325	BC-100*			12 x 16 x 7	Vented, Shelf, Tamper Switch*

*See sheet 52-344 for more info



BATTERIES



- System backup power
- Rechargeable, lead-acid, gel type

Order #	Description	Voltage	Amphour	Length (in)	Width (in)	Height (in)	Weight (lb.)
00401	12V 4AH	12 VDC	4AH	3.54	2.76	4.13	3.8
00402	12V 7AH	12 VDC	7AH	5.95	2.56	3.86	5.7
00403	12V 17AH	12 VDC	17/18AH	7.13	2.99	6.57	12.8
00410	12V 12AH	12 VDC	12AH	5.95	4.0	3.86	9.2


BATTERY HARNESSES



- Provide essential wiring for high current transfer

Order #	Model #	Connects
00503	BH-3B4P	Three 4Ah batteries for 12VDC @ 12Ah
00504	BH-4B4P	Four 4Ah batteries for 12VDC @ 16Ah
00505	BH-5B4P	Five 4Ah batteries for 12VDC @ 20Ah
00507	BH-4B4SP	Four 4Ah batteries for 24VDC @ 8Ah
00508	BH-1B7	One 4Ah battery for 12VDC @ 4Ah or one 7Ah battery for 12VDC @ 7Ah
00509	BH-2B7P	Two 4Ah batteries for 12VDC @ 8Ah or two 7Ah batteries for 12VDC @ 14Ah
00510	BH-2B7S	Two 4Ah batteries for 24VDC @ 4Ah or two 7Ah batteries for 24VDC @ 7Ah
00516	BH-1B17	One 17Ah battery for 12VDC @ 17Ah or one 12Ah battery for 12VDC @ 12Ah
00511	BH-2B17P	Two 17Ah batteries for 12VDC @ 34Ah or two 12Ah batteries for 12VDC @ 24Ah
00512	BH-2B17S	Two 17Ah batteries for 24VDC @ 17Ah or two 12Ah batteries for 24VDC @ 12Ah
00513	BH-3B17P	Three 17Ah batteries for 12VDC @ 51Ah or three 12Ah batteries for 12VDC @ 36Ah
00514	BH-4B17P	Four 17Ah batteries for 12VDC @ 68Ah or four 12Ah batteries for 12VDC @ 48Ah
00515	BH-4B17SP	Four 17Ah batteries for 24VDC @ 34Ah or four 12Ah batteries for 24VDC @ 24Ah
00517	BH-2B7S-48	Two 4Ah batteries for 24 VDC @ 4Ah or two 7Ah batteries for 24VDC @ 7Ah, 48" long
00526	BH-2B17S-15	Two 17Ah batteries for 24VDC @ 17Ah or two 12Ah batteries for 24VDC @ 12Ah, 15" long

BATTERY CABINETS



- Expand battery capacity of any system
- Cabinets with batteries supplied with harness
- Key lockable

Order #	Model #	Output Voltage	Ah Capacity	Size (inches) H x W x D	Notes
00322	BC-01V			8 x 7 x 3	Vented
00323	BC-02V			12 x 12 x 4	Vented
00313	BC-02-12-2B7	12	14	12 x 12 x 4	Vented, Battery Harness, 2 Batteries
00314	BC-02-24-2B7	24	7	12 x 12 x 4	Vented, Battery Harness, 2 Batteries
00303	BC-03			11 x 15 x 4	Vented
00304	BC-03-12-2B17	12	34	11 x 15 x 4	Vented, Battery Harness, 2 Batteries
00305	BC-03-24-2B17	24	17	11 x 15 x 4	Vented, Battery Harness, 2 Batteries
00315	BC-03-R			11 x 15 x 4	Vented, Red Cabinet
00306	BC-04			15 x 18 x 4	Vented
00307	BC-04-12-2B17	12	34	15 x 18 x 4	Vented, Battery Harness, 2 Batteries
00308	BC-04-24-2B17	24	17	15 x 18 x 4	Vented, Battery Harness, 2 Batteries
00309	BC-05			15 x 18 x 4	Vented, Shelf
00310	BC-05-12-3B17	12	51	15 x 18 x 4	Vented, Shelf, Bat Harness, 3 Batteries
00311	BC-05-12-4B17	12	68	15 x 18 x 4	Vented, Shelf, Bat Harness, 4 Batteries
00312	BC-05-24-4B17	24	34	15 x 18 x 4	Vented, Shelf, Bat Harness, 4 Batteries
00319	BC-09			20 x 24 x 5	Vented, removable cover
00325	BC-100*			12 x 16 x 7	Vented, Shelf, Tamper Switch*

*See sheet 52-344 for more info



BATTERIES



- System backup power
- Rechargeable, lead-acid, gel type

Order #	Description	Voltage	Amphour	Length (in)	Width (in)	Height (in)	Weight (lb.)
00401	12V 4AH	12 VDC	4AH	3.54	2.76	4.13	3.8
00402	12V 7AH	12 VDC	7AH	5.95	2.56	3.86	5.7
00403	12V 17AH	12 VDC	17/18AH	7.13	2.99	6.57	12.8
00410	12V 12AH	12 VDC	12AH	5.95	4.0	3.86	9.2


BATTERY HARNESSES



- Provide essential wiring for high current transfer

Order #	Model #	Connects
00503	BH-3B4P	Three 4Ah batteries for 12VDC @ 12Ah
00504	BH-4B4P	Four 4Ah batteries for 12VDC @ 16Ah
00505	BH-5B4P	Five 4Ah batteries for 12VDC @ 20Ah
00507	BH-4B4SP	Four 4Ah batteries for 24VDC @ 8Ah
00508	BH-1B7	One 4Ah battery for 12VDC @ 4Ah or one 7Ah battery for 12VDC @ 7Ah
00509	BH-2B7P	Two 4Ah batteries for 12VDC @ 8Ah or two 7Ah batteries for 12VDC @ 14Ah
00510	BH-2B7S	Two 4Ah batteries for 24VDC @ 4Ah or two 7Ah batteries for 24VDC @ 7Ah
00516	BH-1B17	One 17Ah battery for 12VDC @ 17Ah or one 12Ah battery for 12VDC @ 12Ah
00511	BH-2B17P	Two 17Ah batteries for 12VDC @ 34Ah or two 12Ah batteries for 12VDC @ 24Ah
00512	BH-2B17S	Two 17Ah batteries for 24VDC @ 17Ah or two 12Ah batteries for 24VDC @ 12Ah
00513	BH-3B17P	Three 17Ah batteries for 12VDC @ 51Ah or three 12Ah batteries for 12VDC @ 36Ah
00514	BH-4B17P	Four 17Ah batteries for 12VDC @ 68Ah or four 12Ah batteries for 12VDC @ 48Ah
00515	BH-4B17SP	Four 17Ah batteries for 24VDC @ 34Ah or four 12Ah batteries for 24VDC @ 24Ah
00517	BH-2B7S-48	Two 4Ah batteries for 24 VDC @ 4Ah or two 7Ah batteries for 24VDC @ 7Ah, 48" long
00526	BH-2B17S-15	Two 17Ah batteries for 24VDC @ 17Ah or two 12Ah batteries for 24VDC @ 12Ah, 15" long

BATTERY CABINETS



- Expand battery capacity of any system
- Cabinets with batteries supplied with harness
- Key lockable

Order #	Model #	Output Voltage	Ah Capacity	Size (inches) H x W x D	Notes
00322	BC-01V			8 x 7 x 3	Vented
00323	BC-02V			12 x 12 x 4	Vented
00313	BC-02-12-2B7	12	14	12 x 12 x 4	Vented, Battery Harness, 2 Batteries
00314	BC-02-24-2B7	24	7	12 x 12 x 4	Vented, Battery Harness, 2 Batteries
00303	BC-03			11 x 15 x 4	Vented
00304	BC-03-12-2B17	12	34	11 x 15 x 4	Vented, Battery Harness, 2 Batteries
00305	BC-03-24-2B17	24	17	11 x 15 x 4	Vented, Battery Harness, 2 Batteries
00315	BC-03-R			11 x 15 x 4	Vented, Red Cabinet
00306	BC-04			15 x 18 x 4	Vented
00307	BC-04-12-2B17	12	34	15 x 18 x 4	Vented, Battery Harness, 2 Batteries
00308	BC-04-24-2B17	24	17	15 x 18 x 4	Vented, Battery Harness, 2 Batteries
00309	BC-05			15 x 18 x 4	Vented, Shelf
00310	BC-05-12-3B17	12	51	15 x 18 x 4	Vented, Shelf, Bat Harness, 3 Batteries
00311	BC-05-12-4B17	12	68	15 x 18 x 4	Vented, Shelf, Bat Harness, 4 Batteries
00312	BC-05-24-4B17	24	34	15 x 18 x 4	Vented, Shelf, Bat Harness, 4 Batteries
00319	BC-09			20 x 24 x 5	Vented, removable cover
00325	BC-100*			12 x 16 x 7	Vented, Shelf, Tamper Switch*

*See sheet 52-344 for more info



BATTERIES



- System backup power
- Rechargeable, lead-acid, gel type

Order #	Description	Voltage	Amphour	Length (in)	Width (in)	Height (in)	Weight (lb.)
00401	12V 4AH	12 VDC	4AH	3.54	2.76	4.13	3.8
00402	12V 7AH	12 VDC	7AH	5.95	2.56	3.86	5.7
00403	12V 17AH	12 VDC	17/18AH	7.13	2.99	6.57	12.8
00410	12V 12AH	12 VDC	12AH	5.95	4.0	3.86	9.2


BATTERY HARNESSSES



- Provide essential wiring for high current transfer

Order #	Model #	Connects
00503	BH-3B4P	Three 4Ah batteries for 12VDC @ 12Ah
00504	BH-4B4P	Four 4Ah batteries for 12VDC @ 16Ah
00505	BH-5B4P	Five 4Ah batteries for 12VDC @ 20Ah
00507	BH-4B4SP	Four 4Ah batteries for 24VDC @ 8Ah
00508	BH-1B7	One 4Ah battery for 12VDC @ 4Ah or one 7Ah battery for 12VDC @ 7Ah
00509	BH-2B7P	Two 4Ah batteries for 12VDC @ 8Ah or two 7Ah batteries for 12VDC @ 14Ah
00510	BH-2B7S	Two 4Ah batteries for 24VDC @ 4Ah or two 7Ah batteries for 24VDC @ 7Ah
00516	BH-1B17	One 17Ah battery for 12VDC @ 17Ah or one 12Ah battery for 12VDC @ 12Ah
00511	BH-2B17P	Two 17Ah batteries for 12VDC @ 34Ah or two 12Ah batteries for 12VDC @ 24Ah
00512	BH-2B17S	Two 17Ah batteries for 24VDC @ 17Ah or two 12Ah batteries for 24VDC @ 12Ah
00513	BH-3B17P	Three 17Ah batteries for 12VDC @ 51Ah or three 12Ah batteries for 12VDC @ 36Ah
00514	BH-4B17P	Four 17Ah batteries for 12VDC @ 68Ah or four 12Ah batteries for 12VDC @ 48Ah
00515	BH-4B17SP	Four 17Ah batteries for 24VDC @ 34Ah or four 12Ah batteries for 24VDC @ 24Ah
00517	BH-2B7S-48	Two 4Ah batteries for 24 VDC @ 4Ah or two 7Ah batteries for 24VDC @ 7Ah, 48" long
00526	BH-2B17S-15	Two 17Ah batteries for 24VDC @ 17Ah or two 12Ah batteries for 24VDC @ 12Ah, 15" long

BATTERY CABINETS



- Expand battery capacity of any system
- Cabinets with batteries supplied with harness
- Key lockable

Order #	Model #	Output Voltage	Ah Capacity	Size (inches) H x W x D	Notes
00322	BC-01V			8 x 7 x 3	Vented
00323	BC-02V			12 x 12 x 4	Vented
00313	BC-02-12-2B7	12	14	12 x 12 x 4	Vented, Battery Harness, 2 Batteries
00314	BC-02-24-2B7	24	7	12 x 12 x 4	Vented, Battery Harness, 2 Batteries
00303	BC-03			11 x 15 x 4	Vented
00304	BC-03-12-2B17	12	34	11 x 15 x 4	Vented, Battery Harness, 2 Batteries
00305	BC-03-24-2B17	24	17	11 x 15 x 4	Vented, Battery Harness, 2 Batteries
00315	BC-03-R			11 x 15 x 4	Vented, Red Cabinet
00306	BC-04			15 x 18 x 4	Vented
00307	BC-04-12-2B17	12	34	15 x 18 x 4	Vented, Battery Harness, 2 Batteries
00308	BC-04-24-2B17	24	17	15 x 18 x 4	Vented, Battery Harness, 2 Batteries
00309	BC-05			15 x 18 x 4	Vented, Shelf
00310	BC-05-12-3B17	12	51	15 x 18 x 4	Vented, Shelf, Bat Harness, 3 Batteries
00311	BC-05-12-4B17	12	68	15 x 18 x 4	Vented, Shelf, Bat Harness, 4 Batteries
00312	BC-05-24-4B17	24	34	15 x 18 x 4	Vented, Shelf, Bat Harness, 4 Batteries
00319	BC-09			20 x 24 x 5	Vented, removable cover
00325	BC-100*			12 x 16 x 7	Vented, Shelf, Tamper Switch*

*See sheet 52-344 for more info



BATTERIES



- System backup power
- Rechargeable, lead-acid, gel type

Order #	Description	Voltage	Amphour	Length (in)	Width (in)	Height (in)	Weight (lb.)
00401	12V 4AH	12 VDC	4AH	3.54	2.76	4.13	3.8
00402	12V 7AH	12 VDC	7AH	5.95	2.56	3.86	5.7
00403	12V 17AH	12 VDC	17/18AH	7.13	2.99	6.57	12.8
00410	12V 12AH	12 VDC	12AH	5.95	4.0	3.86	9.2


BATTERY HARNESSSES



- Provide essential wiring for high current transfer

Order #	Model #	Connects
00503	BH-3B4P	Three 4Ah batteries for 12VDC @ 12Ah
00504	BH-4B4P	Four 4Ah batteries for 12VDC @ 16Ah
00505	BH-5B4P	Five 4Ah batteries for 12VDC @ 20Ah
00507	BH-4B4SP	Four 4Ah batteries for 24VDC @ 8Ah
00508	BH-1B7	One 4Ah battery for 12VDC @ 4Ah or one 7Ah battery for 12VDC @ 7Ah
00509	BH-2B7P	Two 4Ah batteries for 12VDC @ 8Ah or two 7Ah batteries for 12VDC @ 14Ah
00510	BH-2B7S	Two 4Ah batteries for 24VDC @ 4Ah or two 7Ah batteries for 24VDC @ 7Ah
00516	BH-1B17	One 17Ah battery for 12VDC @ 17Ah or one 12Ah battery for 12VDC @ 12Ah
00511	BH-2B17P	Two 17Ah batteries for 12VDC @ 34Ah or two 12Ah batteries for 12VDC @ 24Ah
00512	BH-2B17S	Two 17Ah batteries for 24VDC @ 17Ah or two 12Ah batteries for 24VDC @ 12Ah
00513	BH-3B17P	Three 17Ah batteries for 12VDC @ 51Ah or three 12Ah batteries for 12VDC @ 36Ah
00514	BH-4B17P	Four 17Ah batteries for 12VDC @ 68Ah or four 12Ah batteries for 12VDC @ 48Ah
00515	BH-4B17SP	Four 17Ah batteries for 24VDC @ 34Ah or four 12Ah batteries for 24VDC @ 24Ah
00517	BH-2B7S-48	Two 4Ah batteries for 24 VDC @ 4Ah or two 7Ah batteries for 24VDC @ 7Ah, 48" long
00526	BH-2B17S-15	Two 17Ah batteries for 24VDC @ 17Ah or two 12Ah batteries for 24VDC @ 12Ah, 15" long

BATTERY CABINETS



- Expand battery capacity of any system
- Cabinets with batteries supplied with harness
- Key lockable

Order #	Model #	Output Voltage	Ah Capacity	Size (inches) H x W x D	Notes
00322	BC-01V			8 x 7 x 3	Vented
00323	BC-02V			12 x 12 x 4	Vented
00313	BC-02-12-2B7	12	14	12 x 12 x 4	Vented, Battery Harness, 2 Batteries
00314	BC-02-24-2B7	24	7	12 x 12 x 4	Vented, Battery Harness, 2 Batteries
00303	BC-03			11 x 15 x 4	Vented
00304	BC-03-12-2B17	12	34	11 x 15 x 4	Vented, Battery Harness, 2 Batteries
00305	BC-03-24-2B17	24	17	11 x 15 x 4	Vented, Battery Harness, 2 Batteries
00315	BC-03-R			11 x 15 x 4	Vented, Red Cabinet
00306	BC-04			15 x 18 x 4	Vented
00307	BC-04-12-2B17	12	34	15 x 18 x 4	Vented, Battery Harness, 2 Batteries
00308	BC-04-24-2B17	24	17	15 x 18 x 4	Vented, Battery Harness, 2 Batteries
00309	BC-05			15 x 18 x 4	Vented, Shelf
00310	BC-05-12-3B17	12	51	15 x 18 x 4	Vented, Shelf, Bat Harness, 3 Batteries
00311	BC-05-12-4B17	12	68	15 x 18 x 4	Vented, Shelf, Bat Harness, 4 Batteries
00312	BC-05-24-4B17	24	34	15 x 18 x 4	Vented, Shelf, Bat Harness, 4 Batteries
00319	BC-09			20 x 24 x 5	Vented, removable cover
00325	BC-100*			12 x 16 x 7	Vented, Shelf, Tamper Switch*

*See sheet 52-344 for more info



BATTERIES



- System backup power
- Rechargeable, lead-acid, gel type

Order #	Description	Voltage	Amphour	Length (in)	Width (in)	Height (in)	Weight (lb.)
00401	12V 4AH	12 VDC	4AH	3.54	2.76	4.13	3.8
00402	12V 7AH	12 VDC	7AH	5.95	2.56	3.86	5.7
00403	12V 17AH	12 VDC	17/18AH	7.13	2.99	6.57	12.8
00410	12V 12AH	12 VDC	12AH	5.95	4.0	3.86	9.2


BATTERY HARNESES



- Provide essential wiring for high current transfer

Order #	Model #	Connects
00503	BH-3B4P	Three 4Ah batteries for 12VDC @ 12Ah
00504	BH-4B4P	Four 4Ah batteries for 12VDC @ 16Ah
00505	BH-5B4P	Five 4Ah batteries for 12VDC @ 20Ah
00507	BH-4B4SP	Four 4Ah batteries for 24VDC @ 8Ah
00508	BH-1B7	One 4Ah battery for 12VDC @ 4Ah or one 7Ah battery for 12VDC @ 7Ah
00509	BH-2B7P	Two 4Ah batteries for 12VDC @ 8Ah or two 7Ah batteries for 12VDC @ 14Ah
00510	BH-2B7S	Two 4Ah batteries for 24VDC @ 4Ah or two 7Ah batteries for 24VDC @ 7Ah
00516	BH-1B17	One 17Ah battery for 12VDC @ 17Ah or one 12Ah battery for 12VDC @ 12Ah
00511	BH-2B17P	Two 17Ah batteries for 12VDC @ 34Ah or two 12Ah batteries for 12VDC @ 24Ah
00512	BH-2B17S	Two 17Ah batteries for 24VDC @ 17Ah or two 12Ah batteries for 24VDC @ 12Ah
00513	BH-3B17P	Three 17Ah batteries for 12VDC @ 51Ah or three 12Ah batteries for 12VDC @ 36Ah
00514	BH-4B17P	Four 17Ah batteries for 12VDC @ 68Ah or four 12Ah batteries for 12VDC @ 48Ah
00515	BH-4B17SP	Four 17Ah batteries for 24VDC @ 34Ah or four 12Ah batteries for 24VDC @ 24Ah
00517	BH-2B7S-48	Two 4Ah batteries for 24 VDC @ 4Ah or two 7Ah batteries for 24VDC @ 7Ah, 48" long
00526	BH-2B17S-15	Two 17Ah batteries for 24VDC @ 17Ah or two 12Ah batteries for 24VDC @ 12Ah, 15" long

BATTERY CABINETS



- Expand battery capacity of any system
- Cabinets with batteries supplied with harness
- Key lockable

Order #	Model #	Output Voltage	Ah Capacity	Size (inches) H x W x D	Notes
00322	BC-01V			8 x 7 x 3	Vented
00323	BC-02V			12 x 12 x 4	Vented
00313	BC-02-12-2B7	12	14	12 x 12 x 4	Vented, Battery Harness, 2 Batteries
00314	BC-02-24-2B7	24	7	12 x 12 x 4	Vented, Battery Harness, 2 Batteries
00303	BC-03			11 x 15 x 4	Vented
00304	BC-03-12-2B17	12	34	11 x 15 x 4	Vented, Battery Harness, 2 Batteries
00305	BC-03-24-2B17	24	17	11 x 15 x 4	Vented, Battery Harness, 2 Batteries
00315	BC-03-R			11 x 15 x 4	Vented, Red Cabinet
00306	BC-04			15 x 18 x 4	Vented
00307	BC-04-12-2B17	12	34	15 x 18 x 4	Vented, Battery Harness, 2 Batteries
00308	BC-04-24-2B17	24	17	15 x 18 x 4	Vented, Battery Harness, 2 Batteries
00309	BC-05			15 x 18 x 4	Vented, Shelf
00310	BC-05-12-3B17	12	51	15 x 18 x 4	Vented, Shelf, Bat Harness, 3 Batteries
00311	BC-05-12-4B17	12	68	15 x 18 x 4	Vented, Shelf, Bat Harness, 4 Batteries
00312	BC-05-24-4B17	24	34	15 x 18 x 4	Vented, Shelf, Bat Harness, 4 Batteries
00319	BC-09			20 x 24 x 5	Vented, removable cover
00325	BC-100*			12 x 16 x 7	Vented, Shelf, Tamper Switch*

*See sheet 52-344 for more info



BATTERIES



- System backup power
- Rechargeable, lead-acid, gel type

Order #	Description	Voltage	Amphour	Length (in)	Width (in)	Height (in)	Weight (lb.)
00401	12V 4AH	12 VDC	4AH	3.54	2.76	4.13	3.8
00402	12V 7AH	12 VDC	7AH	5.95	2.56	3.86	5.7
00403	12V 17AH	12 VDC	17/18AH	7.13	2.99	6.57	12.8
00410	12V 12AH	12 VDC	12AH	5.95	4.0	3.86	9.2

BATTERY HARNESES



- Provide essential wiring for high current transfer

Order #	Model #	Connects
00503	BH-3B4P	Three 4Ah batteries for 12VDC @ 12Ah
00504	BH-4B4P	Four 4Ah batteries for 12VDC @ 16Ah
00505	BH-5B4P	Five 4Ah batteries for 12VDC @ 20Ah
00507	BH-4B4SP	Four 4Ah batteries for 24VDC @ 8Ah
00508	BH-1B7	One 4Ah battery for 12VDC @ 4Ah or one 7Ah battery for 12VDC @ 7Ah
00509	BH-2B7P	Two 4Ah batteries for 12VDC @ 8Ah or two 7Ah batteries for 12VDC @ 14Ah
00510	BH-2B7S	Two 4Ah batteries for 24VDC @ 4Ah or two 7Ah batteries for 24VDC @ 7Ah
00516	BH-1B17	One 17Ah battery for 12VDC @ 17Ah or one 12Ah battery for 12VDC @ 12Ah
00511	BH-2B17P	Two 17Ah batteries for 12VDC @ 34Ah or two 12Ah batteries for 12VDC @ 24Ah
00512	BH-2B17S	Two 17Ah batteries for 24VDC @ 17Ah or two 12Ah batteries for 24VDC @ 12Ah
00513	BH-3B17P	Three 17Ah batteries for 12VDC @ 51Ah or three 12Ah batteries for 12VDC @ 36Ah
00514	BH-4B17P	Four 17Ah batteries for 12VDC @ 68Ah or four 12Ah batteries for 12VDC @ 48Ah
00515	BH-4B17SP	Four 17Ah batteries for 24VDC @ 34Ah or four 12Ah batteries for 24VDC @ 24Ah
00517	BH-2B7S-48	Two 4Ah batteries for 24 VDC @ 4Ah or two 7Ah batteries for 24VDC @ 7Ah, 48" long
00526	BH-2B17S-15	Two 17Ah batteries for 24VDC @ 17Ah or two 12Ah batteries for 24VDC @ 12Ah, 15" long

BATTERY CABINETS



- Expand battery capacity of any system
- Cabinets with batteries supplied with harness
- Key lockable

Order #	Model #	Output Voltage	Ah Capacity	Size (inches) H x W x D	Notes
00322	BC-01V			8 x 7 x 3	Vented
00323	BC-02V			12 x 12 x 4	Vented
00313	BC-02-12-2B7	12	14	12 x 12 x 4	Vented, Battery Harness, 2 Batteries
00314	BC-02-24-2B7	24	7	12 x 12 x 4	Vented, Battery Harness, 2 Batteries
00303	BC-03			11 x 15 x 4	Vented
00304	BC-03-12-2B17	12	34	11 x 15 x 4	Vented, Battery Harness, 2 Batteries
00305	BC-03-24-2B17	24	17	11 x 15 x 4	Vented, Battery Harness, 2 Batteries
00315	BC-03-R			11 x 15 x 4	Vented, Red Cabinet
00306	BC-04			15 x 18 x 4	Vented
00307	BC-04-12-2B17	12	34	15 x 18 x 4	Vented, Battery Harness, 2 Batteries
00308	BC-04-24-2B17	24	17	15 x 18 x 4	Vented, Battery Harness, 2 Batteries
00309	BC-05			15 x 18 x 4	Vented, Shelf
00310	BC-05-12-3B17	12	51	15 x 18 x 4	Vented, Shelf, Bat Harness, 3 Batteries
00311	BC-05-12-4B17	12	68	15 x 18 x 4	Vented, Shelf, Bat Harness, 4 Batteries
00312	BC-05-24-4B17	24	34	15 x 18 x 4	Vented, Shelf, Bat Harness, 4 Batteries
00319	BC-09			20 x 24 x 5	Vented, removable cover
00325	BC-100*			12 x 16 x 7	Vented, Shelf, Tamper Switch*

*See sheet 52-344 for more info




BATTERIES



- System backup power
- Rechargeable, lead-acid, gel type

Order #	Description	Voltage	Amphour	Length (in)	Width (in)	Height (in)	Weight (lb.)
00401	12V 4AH	12 VDC	4AH	3.54	2.76	4.13	3.8
00402	12V 7AH	12 VDC	7AH	5.95	2.56	3.86	5.7
00403	12V 17AH	12 VDC	17/18AH	7.13	2.99	6.57	12.8
00410	12V 12AH	12 VDC	12AH	5.95	4.0	3.86	9.2

BATTERY HARNESES



- Provide essential wiring for high current transfer

Order #	Model #	Connects
00503	BH-3B4P	Three 4Ah batteries for 12VDC @ 12Ah
00504	BH-4B4P	Four 4Ah batteries for 12VDC @ 16Ah
00505	BH-5B4P	Five 4Ah batteries for 12VDC @ 20Ah
00507	BH-4B4SP	Four 4Ah batteries for 24VDC @ 8Ah
00508	BH-1B7	One 4Ah battery for 12VDC @ 4Ah or one 7Ah battery for 12VDC @ 7Ah
00509	BH-2B7P	Two 4Ah batteries for 12VDC @ 8Ah or two 7Ah batteries for 12VDC @ 14Ah
00510	BH-2B7S	Two 4Ah batteries for 24VDC @ 4Ah or two 7Ah batteries for 24VDC @ 7Ah
00516	BH-1B17	One 17Ah battery for 12VDC @ 17Ah or one 12Ah battery for 12VDC @ 12Ah
00511	BH-2B17P	Two 17Ah batteries for 12VDC @ 34Ah or two 12Ah batteries for 12VDC @ 24Ah
00512	BH-2B17S	Two 17Ah batteries for 24VDC @ 17Ah or two 12Ah batteries for 24VDC @ 12Ah
00513	BH-3B17P	Three 17Ah batteries for 12VDC @ 51Ah or three 12Ah batteries for 12VDC @ 36Ah
00514	BH-4B17P	Four 17Ah batteries for 12VDC @ 68Ah or four 12Ah batteries for 12VDC @ 48Ah
00515	BH-4B17SP	Four 17Ah batteries for 24VDC @ 34Ah or four 12Ah batteries for 24VDC @ 24Ah
00517	BH-2B7S-48	Two 4Ah batteries for 24 VDC @ 4Ah or two 7Ah batteries for 24VDC @ 7Ah, 48" long
00526	BH-2B17S-15	Two 17Ah batteries for 24VDC @ 17Ah or two 12Ah batteries for 24VDC @ 12Ah, 15" long

BATTERY CABINETS



- Expand battery capacity of any system
- Cabinets with batteries supplied with harness
- Key lockable

Order #	Model #	Output Voltage	Ah Capacity	Size (inches) H x W x D	Notes
00322	BC-01V			8 x 7 x 3	Vented
00323	BC-02V			12 x 12 x 4	Vented
00313	BC-02-12-2B7	12	14	12 x 12 x 4	Vented, Battery Harness, 2 Batteries
00314	BC-02-24-2B7	24	7	12 x 12 x 4	Vented, Battery Harness, 2 Batteries
00303	BC-03			11 x 15 x 4	Vented
00304	BC-03-12-2B17	12	34	11 x 15 x 4	Vented, Battery Harness, 2 Batteries
00305	BC-03-24-2B17	24	17	11 x 15 x 4	Vented, Battery Harness, 2 Batteries
00315	BC-03-R			11 x 15 x 4	Vented, Red Cabinet
00306	BC-04			15 x 18 x 4	Vented
00307	BC-04-12-2B17	12	34	15 x 18 x 4	Vented, Battery Harness, 2 Batteries
00308	BC-04-24-2B17	24	17	15 x 18 x 4	Vented, Battery Harness, 2 Batteries
00309	BC-05			15 x 18 x 4	Vented, Shelf
00310	BC-05-12-3B17	12	51	15 x 18 x 4	Vented, Shelf, Bat Harness, 3 Batteries
00311	BC-05-12-4B17	12	68	15 x 18 x 4	Vented, Shelf, Bat Harness, 4 Batteries
00312	BC-05-24-4B17	24	34	15 x 18 x 4	Vented, Shelf, Bat Harness, 4 Batteries
00319	BC-09			20 x 24 x 5	Vented, removable cover
00325	BC-100*			12 x 16 x 7	Vented, Shelf, Tamper Switch*

*See sheet 52-344 for more info




BATTERIES



- System backup power
- Rechargeable, lead-acid, gel type

Order #	Description	Voltage	Amphour	Length (in)	Width (in)	Height (in)	Weight (lb.)
00401	12V 4AH	12 VDC	4AH	3.54	2.76	4.13	3.8
00402	12V 7AH	12 VDC	7AH	5.95	2.56	3.86	5.7
00403	12V 17AH	12 VDC	17/18AH	7.13	2.99	6.57	12.8
00410	12V 12AH	12 VDC	12AH	5.95	4.0	3.86	9.2


BATTERY HARNESSSES



- Provide essential wiring for high current transfer

Order #	Model #	Connects
00503	BH-3B4P	Three 4Ah batteries for 12VDC @ 12Ah
00504	BH-4B4P	Four 4Ah batteries for 12VDC @ 16Ah
00505	BH-5B4P	Five 4Ah batteries for 12VDC @ 20Ah
00507	BH-4B4SP	Four 4Ah batteries for 24VDC @ 8Ah
00508	BH-1B7	One 4Ah battery for 12VDC @ 4Ah or one 7Ah battery for 12VDC @ 7Ah
00509	BH-2B7P	Two 4Ah batteries for 12VDC @ 8Ah or two 7Ah batteries for 12VDC @ 14Ah
00510	BH-2B7S	Two 4Ah batteries for 24VDC @ 4Ah or two 7Ah batteries for 24VDC @ 7Ah
00516	BH-1B17	One 17Ah battery for 12VDC @ 17Ah or one 12Ah battery for 12VDC @ 12Ah
00511	BH-2B17P	Two 17Ah batteries for 12VDC @ 34Ah or two 12Ah batteries for 12VDC @ 24Ah
00512	BH-2B17S	Two 17Ah batteries for 24VDC @ 17Ah or two 12Ah batteries for 24VDC @ 12Ah
00513	BH-3B17P	Three 17Ah batteries for 12VDC @ 51Ah or three 12Ah batteries for 12VDC @ 36Ah
00514	BH-4B17P	Four 17Ah batteries for 12VDC @ 68Ah or four 12Ah batteries for 12VDC @ 48Ah
00515	BH-4B17SP	Four 17Ah batteries for 24VDC @ 34Ah or four 12Ah batteries for 24VDC @ 24Ah
00517	BH-2B7S-48	Two 4Ah batteries for 24 VDC @ 4Ah or two 7Ah batteries for 24VDC @ 7Ah, 48" long
00526	BH-2B17S-15	Two 17Ah batteries for 24VDC @ 17Ah or two 12Ah batteries for 24VDC @ 12Ah, 15" long

BATTERY CABINETS



- Expand battery capacity of any system
- Cabinets with batteries supplied with harness
- Key lockable

Order #	Model #	Output Voltage	Ah Capacity	Size (inches) H x W x D	Notes
00322	BC-01V			8 x 7 x 3	Vented
00323	BC-02V			12 x 12 x 4	Vented
00313	BC-02-12-2B7	12	14	12 x 12 x 4	Vented, Battery Harness, 2 Batteries
00314	BC-02-24-2B7	24	7	12 x 12 x 4	Vented, Battery Harness, 2 Batteries
00303	BC-03			11 x 15 x 4	Vented
00304	BC-03-12-2B17	12	34	11 x 15 x 4	Vented, Battery Harness, 2 Batteries
00305	BC-03-24-2B17	24	17	11 x 15 x 4	Vented, Battery Harness, 2 Batteries
00315	BC-03-R			11 x 15 x 4	Vented, Red Cabinet
00306	BC-04			15 x 18 x 4	Vented
00307	BC-04-12-2B17	12	34	15 x 18 x 4	Vented, Battery Harness, 2 Batteries
00308	BC-04-24-2B17	24	17	15 x 18 x 4	Vented, Battery Harness, 2 Batteries
00309	BC-05			15 x 18 x 4	Vented, Shelf
00310	BC-05-12-3B17	12	51	15 x 18 x 4	Vented, Shelf, Bat Harness, 3 Batteries
00311	BC-05-12-4B17	12	68	15 x 18 x 4	Vented, Shelf, Bat Harness, 4 Batteries
00312	BC-05-24-4B17	24	34	15 x 18 x 4	Vented, Shelf, Bat Harness, 4 Batteries
00319	BC-09			20 x 24 x 5	Vented, removable cover
00325	BC-100*			12 x 16 x 7	Vented, Shelf, Tamper Switch*

*See sheet 52-344 for more info




BATTERIES



- System backup power
- Rechargeable, lead-acid, gel type

Order #	Description	Voltage	Amphour	Length (in)	Width (in)	Height (in)	Weight (lb.)
00401	12V 4AH	12 VDC	4AH	3.54	2.76	4.13	3.8
00402	12V 7AH	12 VDC	7AH	5.95	2.56	3.86	5.7
00403	12V 17AH	12 VDC	17/18AH	7.13	2.99	6.57	12.8
00410	12V 12AH	12 VDC	12AH	5.95	4.0	3.86	9.2


BATTERY HARNESSSES



- Provide essential wiring for high current transfer

Order #	Model #	Connects
00503	BH-3B4P	Three 4Ah batteries for 12VDC @ 12Ah
00504	BH-4B4P	Four 4Ah batteries for 12VDC @ 16Ah
00505	BH-5B4P	Five 4Ah batteries for 12VDC @ 20Ah
00507	BH-4B4SP	Four 4Ah batteries for 24VDC @ 8Ah
00508	BH-1B7	One 4Ah battery for 12VDC @ 4Ah or one 7Ah battery for 12VDC @ 7Ah
00509	BH-2B7P	Two 4Ah batteries for 12VDC @ 8Ah or two 7Ah batteries for 12VDC @ 14Ah
00510	BH-2B7S	Two 4Ah batteries for 24VDC @ 4Ah or two 7Ah batteries for 24VDC @ 7Ah
00516	BH-1B17	One 17Ah battery for 12VDC @ 17Ah or one 12Ah battery for 12VDC @ 12Ah
00511	BH-2B17P	Two 17Ah batteries for 12VDC @ 34Ah or two 12Ah batteries for 12VDC @ 24Ah
00512	BH-2B17S	Two 17Ah batteries for 24VDC @ 17Ah or two 12Ah batteries for 24VDC @ 12Ah
00513	BH-3B17P	Three 17Ah batteries for 12VDC @ 51Ah or three 12Ah batteries for 12VDC @ 36Ah
00514	BH-4B17P	Four 17Ah batteries for 12VDC @ 68Ah or four 12Ah batteries for 12VDC @ 48Ah
00515	BH-4B17SP	Four 17Ah batteries for 24VDC @ 34Ah or four 12Ah batteries for 24VDC @ 24Ah
00517	BH-2B7S-48	Two 4Ah batteries for 24 VDC @ 4Ah or two 7Ah batteries for 24VDC @ 7Ah, 48" long
00526	BH-2B17S-15	Two 17Ah batteries for 24VDC @ 17Ah or two 12Ah batteries for 24VDC @ 12Ah, 15" long

BATTERY CABINETS



- Expand battery capacity of any system
- Cabinets with batteries supplied with harness
- Key lockable

Order #	Model #	Output Voltage	Ah Capacity	Size (inches) H x W x D	Notes
00322	BC-01V			8 x 7 x 3	Vented
00323	BC-02V			12 x 12 x 4	Vented
00313	BC-02-12-2B7	12	14	12 x 12 x 4	Vented, Battery Harness, 2 Batteries
00314	BC-02-24-2B7	24	7	12 x 12 x 4	Vented, Battery Harness, 2 Batteries
00303	BC-03			11 x 15 x 4	Vented
00304	BC-03-12-2B17	12	34	11 x 15 x 4	Vented, Battery Harness, 2 Batteries
00305	BC-03-24-2B17	24	17	11 x 15 x 4	Vented, Battery Harness, 2 Batteries
00315	BC-03-R			11 x 15 x 4	Vented, Red Cabinet
00306	BC-04			15 x 18 x 4	Vented
00307	BC-04-12-2B17	12	34	15 x 18 x 4	Vented, Battery Harness, 2 Batteries
00308	BC-04-24-2B17	24	17	15 x 18 x 4	Vented, Battery Harness, 2 Batteries
00309	BC-05			15 x 18 x 4	Vented, Shelf
00310	BC-05-12-3B17	12	51	15 x 18 x 4	Vented, Shelf, Bat Harness, 3 Batteries
00311	BC-05-12-4B17	12	68	15 x 18 x 4	Vented, Shelf, Bat Harness, 4 Batteries
00312	BC-05-24-4B17	24	34	15 x 18 x 4	Vented, Shelf, Bat Harness, 4 Batteries
00319	BC-09			20 x 24 x 5	Vented, removable cover
00325	BC-100*			12 x 16 x 7	Vented, Shelf, Tamper Switch*

*See sheet 52-344 for more info



BATTERIES



- System backup power
- Rechargeable, lead-acid, gel type

Order #	Description	Voltage	Amphour	Length (in)	Width (in)	Height (in)	Weight (lb.)
00401	12V 4AH	12 VDC	4AH	3.54	2.76	4.13	3.8
00402	12V 7AH	12 VDC	7AH	5.95	2.56	3.86	5.7
00403	12V 17AH	12 VDC	17/18AH	7.13	2.99	6.57	12.8
00410	12V 12AH	12 VDC	12AH	5.95	4.0	3.86	9.2


BATTERY HARNESSSES



- Provide essential wiring for high current transfer

Order #	Model #	Connects
00503	BH-3B4P	Three 4Ah batteries for 12VDC @ 12Ah
00504	BH-4B4P	Four 4Ah batteries for 12VDC @ 16Ah
00505	BH-5B4P	Five 4Ah batteries for 12VDC @ 20Ah
00507	BH-4B4SP	Four 4Ah batteries for 24VDC @ 8Ah
00508	BH-1B7	One 4Ah battery for 12VDC @ 4Ah or one 7Ah battery for 12VDC @ 7Ah
00509	BH-2B7P	Two 4Ah batteries for 12VDC @ 8Ah or two 7Ah batteries for 12VDC @ 14Ah
00510	BH-2B7S	Two 4Ah batteries for 24VDC @ 4Ah or two 7Ah batteries for 24VDC @ 7Ah
00516	BH-1B17	One 17Ah battery for 12VDC @ 17Ah or one 12Ah battery for 12VDC @ 12Ah
00511	BH-2B17P	Two 17Ah batteries for 12VDC @ 34Ah or two 12Ah batteries for 12VDC @ 24Ah
00512	BH-2B17S	Two 17Ah batteries for 24VDC @ 17Ah or two 12Ah batteries for 24VDC @ 12Ah
00513	BH-3B17P	Three 17Ah batteries for 12VDC @ 51Ah or three 12Ah batteries for 12VDC @ 36Ah
00514	BH-4B17P	Four 17Ah batteries for 12VDC @ 68Ah or four 12Ah batteries for 12VDC @ 48Ah
00515	BH-4B17SP	Four 17Ah batteries for 24VDC @ 34Ah or four 12Ah batteries for 24VDC @ 24Ah
00517	BH-2B7S-48	Two 4Ah batteries for 24 VDC @ 4Ah or two 7Ah batteries for 24VDC @ 7Ah, 48" long
00526	BH-2B17S-15	Two 17Ah batteries for 24VDC @ 17Ah or two 12Ah batteries for 24VDC @ 12Ah, 15" long

BATTERY CABINETS



- Expand battery capacity of any system
- Cabinets with batteries supplied with harness
- Key lockable

Order #	Model #	Output Voltage	Ah Capacity	Size (inches) H x W x D	Notes
00322	BC-01V			8 x 7 x 3	Vented
00323	BC-02V			12 x 12 x 4	Vented
00313	BC-02-12-2B7	12	14	12 x 12 x 4	Vented, Battery Harness, 2 Batteries
00314	BC-02-24-2B7	24	7	12 x 12 x 4	Vented, Battery Harness, 2 Batteries
00303	BC-03			11 x 15 x 4	Vented
00304	BC-03-12-2B17	12	34	11 x 15 x 4	Vented, Battery Harness, 2 Batteries
00305	BC-03-24-2B17	24	17	11 x 15 x 4	Vented, Battery Harness, 2 Batteries
00315	BC-03-R			11 x 15 x 4	Vented, Red Cabinet
00306	BC-04			15 x 18 x 4	Vented
00307	BC-04-12-2B17	12	34	15 x 18 x 4	Vented, Battery Harness, 2 Batteries
00308	BC-04-24-2B17	24	17	15 x 18 x 4	Vented, Battery Harness, 2 Batteries
00309	BC-05			15 x 18 x 4	Vented, Shelf
00310	BC-05-12-3B17	12	51	15 x 18 x 4	Vented, Shelf, Bat Harness, 3 Batteries
00311	BC-05-12-4B17	12	68	15 x 18 x 4	Vented, Shelf, Bat Harness, 4 Batteries
00312	BC-05-24-4B17	24	34	15 x 18 x 4	Vented, Shelf, Bat Harness, 4 Batteries
00319	BC-09			20 x 24 x 5	Vented, removable cover
00325	BC-100*			12 x 16 x 7	Vented, Shelf, Tamper Switch*

*See sheet 52-344 for more info




BATTERIES



- System backup power
- Rechargeable, lead-acid, gel type

Order #	Description	Voltage	Amphour	Length (in)	Width (in)	Height (in)	Weight (lb.)
00401	12V 4AH	12 VDC	4AH	3.54	2.76	4.13	3.8
00402	12V 7AH	12 VDC	7AH	5.95	2.56	3.86	5.7
00403	12V 17AH	12 VDC	17/18AH	7.13	2.99	6.57	12.8
00410	12V 12AH	12 VDC	12AH	5.95	4.0	3.86	9.2


BATTERY HARNESSES



- Provide essential wiring for high current transfer

Order #	Model #	Connects
00503	BH-3B4P	Three 4Ah batteries for 12VDC @ 12Ah
00504	BH-4B4P	Four 4Ah batteries for 12VDC @ 16Ah
00505	BH-5B4P	Five 4Ah batteries for 12VDC @ 20Ah
00507	BH-4B4SP	Four 4Ah batteries for 24VDC @ 8Ah
00508	BH-1B7	One 4Ah battery for 12VDC @ 4Ah or one 7Ah battery for 12VDC @ 7Ah
00509	BH-2B7P	Two 4Ah batteries for 12VDC @ 8Ah or two 7Ah batteries for 12VDC @ 14Ah
00510	BH-2B7S	Two 4Ah batteries for 24VDC @ 4Ah or two 7Ah batteries for 24VDC @ 7Ah
00516	BH-1B17	One 17Ah battery for 12VDC @ 17Ah or one 12Ah battery for 12VDC @ 12Ah
00511	BH-2B17P	Two 17Ah batteries for 12VDC @ 34Ah or two 12Ah batteries for 12VDC @ 24Ah
00512	BH-2B17S	Two 17Ah batteries for 24VDC @ 17Ah or two 12Ah batteries for 24VDC @ 12Ah
00513	BH-3B17P	Three 17Ah batteries for 12VDC @ 51Ah or three 12Ah batteries for 12VDC @ 36Ah
00514	BH-4B17P	Four 17Ah batteries for 12VDC @ 68Ah or four 12Ah batteries for 12VDC @ 48Ah
00515	BH-4B17SP	Four 17Ah batteries for 24VDC @ 34Ah or four 12Ah batteries for 24VDC @ 24Ah
00517	BH-2B7S-48	Two 4Ah batteries for 24 VDC @ 4Ah or two 7Ah batteries for 24VDC @ 7Ah, 48" long
00526	BH-2B17S-15	Two 17Ah batteries for 24VDC @ 17Ah or two 12Ah batteries for 24VDC @ 12Ah, 15" long

BATTERY CABINETS



- Expand battery capacity of any system
- Cabinets with batteries supplied with harness
- Key lockable

Order #	Model #	Output Voltage	Ah Capacity	Size (inches) H x W x D	Notes
00322	BC-01V			8 x 7 x 3	Vented
00323	BC-02V			12 x 12 x 4	Vented
00313	BC-02-12-2B7	12	14	12 x 12 x 4	Vented, Battery Harness, 2 Batteries
00314	BC-02-24-2B7	24	7	12 x 12 x 4	Vented, Battery Harness, 2 Batteries
00303	BC-03			11 x 15 x 4	Vented
00304	BC-03-12-2B17	12	34	11 x 15 x 4	Vented, Battery Harness, 2 Batteries
00305	BC-03-24-2B17	24	17	11 x 15 x 4	Vented, Battery Harness, 2 Batteries
00315	BC-03-R			11 x 15 x 4	Vented, Red Cabinet
00306	BC-04			15 x 18 x 4	Vented
00307	BC-04-12-2B17	12	34	15 x 18 x 4	Vented, Battery Harness, 2 Batteries
00308	BC-04-24-2B17	24	17	15 x 18 x 4	Vented, Battery Harness, 2 Batteries
00309	BC-05			15 x 18 x 4	Vented, Shelf
00310	BC-05-12-3B17	12	51	15 x 18 x 4	Vented, Shelf, Bat Harness, 3 Batteries
00311	BC-05-12-4B17	12	68	15 x 18 x 4	Vented, Shelf, Bat Harness, 4 Batteries
00312	BC-05-24-4B17	24	34	15 x 18 x 4	Vented, Shelf, Bat Harness, 4 Batteries
00319	BC-09			20 x 24 x 5	Vented, removable cover
00325	BC-100*			12 x 16 x 7	Vented, Shelf, Tamper Switch*

*See sheet 52-344 for more info




BATTERIES



- System backup power
- Rechargeable, lead-acid, gel type

Order #	Description	Voltage	Amphour	Length (in)	Width (in)	Height (in)	Weight (lb.)
00401	12V 4AH	12 VDC	4AH	3.54	2.76	4.13	3.8
00402	12V 7AH	12 VDC	7AH	5.95	2.56	3.86	5.7
00403	12V 17AH	12 VDC	17/18AH	7.13	2.99	6.57	12.8
00410	12V 12AH	12 VDC	12AH	5.95	4.0	3.86	9.2


BATTERY HARNESES



- Provide essential wiring for high current transfer

Order #	Model #	Connects
00503	BH-3B4P	Three 4Ah batteries for 12VDC @ 12Ah
00504	BH-4B4P	Four 4Ah batteries for 12VDC @ 16Ah
00505	BH-5B4P	Five 4Ah batteries for 12VDC @ 20Ah
00507	BH-4B4SP	Four 4Ah batteries for 24VDC @ 8Ah
00508	BH-1B7	One 4Ah battery for 12VDC @ 4Ah or one 7Ah battery for 12VDC @ 7Ah
00509	BH-2B7P	Two 4Ah batteries for 12VDC @ 8Ah or two 7Ah batteries for 12VDC @ 14Ah
00510	BH-2B7S	Two 4Ah batteries for 24VDC @ 4Ah or two 7Ah batteries for 24VDC @ 7Ah
00516	BH-1B17	One 17Ah battery for 12VDC @ 17Ah or one 12Ah battery for 12VDC @ 12Ah
00511	BH-2B17P	Two 17Ah batteries for 12VDC @ 34Ah or two 12Ah batteries for 12VDC @ 24Ah
00512	BH-2B17S	Two 17Ah batteries for 24VDC @ 17Ah or two 12Ah batteries for 24VDC @ 12Ah
00513	BH-3B17P	Three 17Ah batteries for 12VDC @ 51Ah or three 12Ah batteries for 12VDC @ 36Ah
00514	BH-4B17P	Four 17Ah batteries for 12VDC @ 68Ah or four 12Ah batteries for 12VDC @ 48Ah
00515	BH-4B17SP	Four 17Ah batteries for 24VDC @ 34Ah or four 12Ah batteries for 24VDC @ 24Ah
00517	BH-2B7S-48	Two 4Ah batteries for 24 VDC @ 4Ah or two 7Ah batteries for 24VDC @ 7Ah, 48" long
00526	BH-2B17S-15	Two 17Ah batteries for 24VDC @ 17Ah or two 12Ah batteries for 24VDC @ 12Ah, 15" long

BATTERY CABINETS



- Expand battery capacity of any system
- Cabinets with batteries supplied with harness
- Key lockable

Order #	Model #	Output Voltage	Ah Capacity	Size (inches) H x W x D	Notes
00322	BC-01V			8 x 7 x 3	Vented
00323	BC-02V			12 x 12 x 4	Vented
00313	BC-02-12-2B7	12	14	12 x 12 x 4	Vented, Battery Harness, 2 Batteries
00314	BC-02-24-2B7	24	7	12 x 12 x 4	Vented, Battery Harness, 2 Batteries
00303	BC-03			11 x 15 x 4	Vented
00304	BC-03-12-2B17	12	34	11 x 15 x 4	Vented, Battery Harness, 2 Batteries
00305	BC-03-24-2B17	24	17	11 x 15 x 4	Vented, Battery Harness, 2 Batteries
00315	BC-03-R			11 x 15 x 4	Vented, Red Cabinet
00306	BC-04			15 x 18 x 4	Vented
00307	BC-04-12-2B17	12	34	15 x 18 x 4	Vented, Battery Harness, 2 Batteries
00308	BC-04-24-2B17	24	17	15 x 18 x 4	Vented, Battery Harness, 2 Batteries
00309	BC-05			15 x 18 x 4	Vented, Shelf
00310	BC-05-12-3B17	12	51	15 x 18 x 4	Vented, Shelf, Bat Harness, 3 Batteries
00311	BC-05-12-4B17	12	68	15 x 18 x 4	Vented, Shelf, Bat Harness, 4 Batteries
00312	BC-05-24-4B17	24	34	15 x 18 x 4	Vented, Shelf, Bat Harness, 4 Batteries
00319	BC-09			20 x 24 x 5	Vented, removable cover
00325	BC-100*			12 x 16 x 7	Vented, Shelf, Tamper Switch*

*See sheet 52-344 for more info




BATTERIES



- System backup power
- Rechargeable, lead-acid, gel type

Order #	Description	Voltage	Amphour	Length (in)	Width (in)	Height (in)	Weight (lb.)
00401	12V 4AH	12 VDC	4AH	3.54	2.76	4.13	3.8
00402	12V 7AH	12 VDC	7AH	5.95	2.56	3.86	5.7
00403	12V 17AH	12 VDC	17/18AH	7.13	2.99	6.57	12.8
00410	12V 12AH	12 VDC	12AH	5.95	4.0	3.86	9.2

BATTERY HARNESSSES



- Provide essential wiring for high current transfer

Order #	Model #	Connects
00503	BH-3B4P	Three 4Ah batteries for 12VDC @ 12Ah
00504	BH-4B4P	Four 4Ah batteries for 12VDC @ 16Ah
00505	BH-5B4P	Five 4Ah batteries for 12VDC @ 20Ah
00507	BH-4B4SP	Four 4Ah batteries for 24VDC @ 8Ah
00508	BH-1B7	One 4Ah battery for 12VDC @ 4Ah or one 7Ah battery for 12VDC @ 7Ah
00509	BH-2B7P	Two 4Ah batteries for 12VDC @ 8Ah or two 7Ah batteries for 12VDC @ 14Ah
00510	BH-2B7S	Two 4Ah batteries for 24VDC @ 4Ah or two 7Ah batteries for 24VDC @ 7Ah
00516	BH-1B17	One 17Ah battery for 12VDC @ 17Ah or one 12Ah battery for 12VDC @ 12Ah
00511	BH-2B17P	Two 17Ah batteries for 12VDC @ 34Ah or two 12Ah batteries for 12VDC @ 24Ah
00512	BH-2B17S	Two 17Ah batteries for 24VDC @ 17Ah or two 12Ah batteries for 24VDC @ 12Ah
00513	BH-3B17P	Three 17Ah batteries for 12VDC @ 51Ah or three 12Ah batteries for 12VDC @ 36Ah
00514	BH-4B17P	Four 17Ah batteries for 12VDC @ 68Ah or four 12Ah batteries for 12VDC @ 48Ah
00515	BH-4B17SP	Four 17Ah batteries for 24VDC @ 34Ah or four 12Ah batteries for 24VDC @ 24Ah
00517	BH-2B7S-48	Two 4Ah batteries for 24 VDC @ 4Ah or two 7Ah batteries for 24VDC @ 7Ah, 48" long
00526	BH-2B17S-15	Two 17Ah batteries for 24VDC @ 17Ah or two 12Ah batteries for 24VDC @ 12Ah, 15" long

BATTERY CABINETS



- Expand battery capacity of any system
- Cabinets with batteries supplied with harness
- Key lockable

Order #	Model #	Output Voltage	Ah Capacity	Size (inches) H x W x D	Notes
00322	BC-01V			8 x 7 x 3	Vented
00323	BC-02V			12 x 12 x 4	Vented
00313	BC-02-12-2B7	12	14	12 x 12 x 4	Vented, Battery Harness, 2 Batteries
00314	BC-02-24-2B7	24	7	12 x 12 x 4	Vented, Battery Harness, 2 Batteries
00303	BC-03			11 x 15 x 4	Vented
00304	BC-03-12-2B17	12	34	11 x 15 x 4	Vented, Battery Harness, 2 Batteries
00305	BC-03-24-2B17	24	17	11 x 15 x 4	Vented, Battery Harness, 2 Batteries
00315	BC-03-R			11 x 15 x 4	Vented, Red Cabinet
00306	BC-04			15 x 18 x 4	Vented
00307	BC-04-12-2B17	12	34	15 x 18 x 4	Vented, Battery Harness, 2 Batteries
00308	BC-04-24-2B17	24	17	15 x 18 x 4	Vented, Battery Harness, 2 Batteries
00309	BC-05			15 x 18 x 4	Vented, Shelf
00310	BC-05-12-3B17	12	51	15 x 18 x 4	Vented, Shelf, Bat Harness, 3 Batteries
00311	BC-05-12-4B17	12	68	15 x 18 x 4	Vented, Shelf, Bat Harness, 4 Batteries
00312	BC-05-24-4B17	24	34	15 x 18 x 4	Vented, Shelf, Bat Harness, 4 Batteries
00319	BC-09			20 x 24 x 5	Vented, removable cover
00325	BC-100*			12 x 16 x 7	Vented, Shelf, Tamper Switch*

*See sheet 52-344 for more info



BATTERIES



- System backup power
- Rechargeable, lead-acid, gel type

Order #	Description	Voltage	Amphour	Length (in)	Width (in)	Height (in)	Weight (lb.)
00401	12V 4AH	12 VDC	4AH	3.54	2.76	4.13	3.8
00402	12V 7AH	12 VDC	7AH	5.95	2.56	3.86	5.7
00403	12V 17AH	12 VDC	17/18AH	7.13	2.99	6.57	12.8
00410	12V 12AH	12 VDC	12AH	5.95	4.0	3.86	9.2

BATTERY HARNESSSES



- Provide essential wiring for high current transfer

Order #	Model #	Connects
00503	BH-3B4P	Three 4Ah batteries for 12VDC @ 12Ah
00504	BH-4B4P	Four 4Ah batteries for 12VDC @ 16Ah
00505	BH-5B4P	Five 4Ah batteries for 12VDC @ 20Ah
00507	BH-4B4SP	Four 4Ah batteries for 24VDC @ 8Ah
00508	BH-1B7	One 4Ah battery for 12VDC @ 4Ah or one 7Ah battery for 12VDC @ 7Ah
00509	BH-2B7P	Two 4Ah batteries for 12VDC @ 8Ah or two 7Ah batteries for 12VDC @ 14Ah
00510	BH-2B7S	Two 4Ah batteries for 24VDC @ 4Ah or two 7Ah batteries for 24VDC @ 7Ah
00516	BH-1B17	One 17Ah battery for 12VDC @ 17Ah or one 12Ah battery for 12VDC @ 12Ah
00511	BH-2B17P	Two 17Ah batteries for 12VDC @ 34Ah or two 12Ah batteries for 12VDC @ 24Ah
00512	BH-2B17S	Two 17Ah batteries for 24VDC @ 17Ah or two 12Ah batteries for 24VDC @ 12Ah
00513	BH-3B17P	Three 17Ah batteries for 12VDC @ 51Ah or three 12Ah batteries for 12VDC @ 36Ah
00514	BH-4B17P	Four 17Ah batteries for 12VDC @ 68Ah or four 12Ah batteries for 12VDC @ 48Ah
00515	BH-4B17SP	Four 17Ah batteries for 24VDC @ 34Ah or four 12Ah batteries for 24VDC @ 24Ah
00517	BH-2B7S-48	Two 4Ah batteries for 24 VDC @ 4Ah or two 7Ah batteries for 24VDC @ 7Ah, 48" long
00526	BH-2B17S-15	Two 17Ah batteries for 24VDC @ 17Ah or two 12Ah batteries for 24VDC @ 12Ah, 15" long

BATTERY CABINETS



- Expand battery capacity of any system
- Cabinets with batteries supplied with harness
- Key lockable

Order #	Model #	Output Voltage	Ah Capacity	Size (inches) H x W x D	Notes
00322	BC-01V			8 x 7 x 3	Vented
00323	BC-02V			12 x 12 x 4	Vented
00313	BC-02-12-2B7	12	14	12 x 12 x 4	Vented, Battery Harness, 2 Batteries
00314	BC-02-24-2B7	24	7	12 x 12 x 4	Vented, Battery Harness, 2 Batteries
00303	BC-03			11 x 15 x 4	Vented
00304	BC-03-12-2B17	12	34	11 x 15 x 4	Vented, Battery Harness, 2 Batteries
00305	BC-03-24-2B17	24	17	11 x 15 x 4	Vented, Battery Harness, 2 Batteries
00315	BC-03-R			11 x 15 x 4	Vented, Red Cabinet
00306	BC-04			15 x 18 x 4	Vented
00307	BC-04-12-2B17	12	34	15 x 18 x 4	Vented, Battery Harness, 2 Batteries
00308	BC-04-24-2B17	24	17	15 x 18 x 4	Vented, Battery Harness, 2 Batteries
00309	BC-05			15 x 18 x 4	Vented, Shelf
00310	BC-05-12-3B17	12	51	15 x 18 x 4	Vented, Shelf, Bat Harness, 3 Batteries
00311	BC-05-12-4B17	12	68	15 x 18 x 4	Vented, Shelf, Bat Harness, 4 Batteries
00312	BC-05-24-4B17	24	34	15 x 18 x 4	Vented, Shelf, Bat Harness, 4 Batteries
00319	BC-09			20 x 24 x 5	Vented, removable cover
00325	BC-100*			12 x 16 x 7	Vented, Shelf, Tamper Switch*

*See sheet 52-344 for more info




BATTERIES



- System backup power
- Rechargeable, lead-acid, gel type

Order #	Description	Voltage	Amphour	Length (in)	Width (in)	Height (in)	Weight (lb.)
00401	12V 4AH	12 VDC	4AH	3.54	2.76	4.13	3.8
00402	12V 7AH	12 VDC	7AH	5.95	2.56	3.86	5.7
00403	12V 17AH	12 VDC	17/18AH	7.13	2.99	6.57	12.8
00410	12V 12AH	12 VDC	12AH	5.95	4.0	3.86	9.2

BATTERY HARNESSSES



- Provide essential wiring for high current transfer

Order #	Model #	Connects
00503	BH-3B4P	Three 4Ah batteries for 12VDC @ 12Ah
00504	BH-4B4P	Four 4Ah batteries for 12VDC @ 16Ah
00505	BH-5B4P	Five 4Ah batteries for 12VDC @ 20Ah
00507	BH-4B4SP	Four 4Ah batteries for 24VDC @ 8Ah
00508	BH-1B7	One 4Ah battery for 12VDC @ 4Ah or one 7Ah battery for 12VDC @ 7Ah
00509	BH-2B7P	Two 4Ah batteries for 12VDC @ 8Ah or two 7Ah batteries for 12VDC @ 14Ah
00510	BH-2B7S	Two 4Ah batteries for 24VDC @ 4Ah or two 7Ah batteries for 24VDC @ 7Ah
00516	BH-1B17	One 17Ah battery for 12VDC @ 17Ah or one 12Ah battery for 12VDC @ 12Ah
00511	BH-2B17P	Two 17Ah batteries for 12VDC @ 34Ah or two 12Ah batteries for 12VDC @ 24Ah
00512	BH-2B17S	Two 17Ah batteries for 24VDC @ 17Ah or two 12Ah batteries for 24VDC @ 12Ah
00513	BH-3B17P	Three 17Ah batteries for 12VDC @ 51Ah or three 12Ah batteries for 12VDC @ 36Ah
00514	BH-4B17P	Four 17Ah batteries for 12VDC @ 68Ah or four 12Ah batteries for 12VDC @ 48Ah
00515	BH-4B17SP	Four 17Ah batteries for 24VDC @ 34Ah or four 12Ah batteries for 24VDC @ 24Ah
00517	BH-2B7S-48	Two 4Ah batteries for 24 VDC @ 4Ah or two 7Ah batteries for 24VDC @ 7Ah, 48" long
00526	BH-2B17S-15	Two 17Ah batteries for 24VDC @ 17Ah or two 12Ah batteries for 24VDC @ 12Ah, 15" long

BATTERY CABINETS



- Expand battery capacity of any system
- Cabinets with batteries supplied with harness
- Key lockable

Order #	Model #	Output Voltage	Ah Capacity	Size (inches) H x W x D	Notes
00322	BC-01V			8 x 7 x 3	Vented
00323	BC-02V			12 x 12 x 4	Vented
00313	BC-02-12-2B7	12	14	12 x 12 x 4	Vented, Battery Harness, 2 Batteries
00314	BC-02-24-2B7	24	7	12 x 12 x 4	Vented, Battery Harness, 2 Batteries
00303	BC-03			11 x 15 x 4	Vented
00304	BC-03-12-2B17	12	34	11 x 15 x 4	Vented, Battery Harness, 2 Batteries
00305	BC-03-24-2B17	24	17	11 x 15 x 4	Vented, Battery Harness, 2 Batteries
00315	BC-03-R			11 x 15 x 4	Vented, Red Cabinet
00306	BC-04			15 x 18 x 4	Vented
00307	BC-04-12-2B17	12	34	15 x 18 x 4	Vented, Battery Harness, 2 Batteries
00308	BC-04-24-2B17	24	17	15 x 18 x 4	Vented, Battery Harness, 2 Batteries
00309	BC-05			15 x 18 x 4	Vented, Shelf
00310	BC-05-12-3B17	12	51	15 x 18 x 4	Vented, Shelf, Bat Harness, 3 Batteries
00311	BC-05-12-4B17	12	68	15 x 18 x 4	Vented, Shelf, Bat Harness, 4 Batteries
00312	BC-05-24-4B17	24	34	15 x 18 x 4	Vented, Shelf, Bat Harness, 4 Batteries
00319	BC-09			20 x 24 x 5	Vented, removable cover
00325	BC-100*			12 x 16 x 7	Vented, Shelf, Tamper Switch*

*See sheet 52-344 for more info




BATTERIES



- System backup power
- Rechargeable, lead-acid, gel type

Order #	Description	Voltage	Amphour	Length (in)	Width (in)	Height (in)	Weight (lb.)
00401	12V 4AH	12 VDC	4AH	3.54	2.76	4.13	3.8
00402	12V 7AH	12 VDC	7AH	5.95	2.56	3.86	5.7
00403	12V 17AH	12 VDC	17/18AH	7.13	2.99	6.57	12.8
00410	12V 12AH	12 VDC	12AH	5.95	4.0	3.86	9.2


BATTERY HARNESSSES



- Provide essential wiring for high current transfer

Order #	Model #	Connects
00503	BH-3B4P	Three 4Ah batteries for 12VDC @ 12Ah
00504	BH-4B4P	Four 4Ah batteries for 12VDC @ 16Ah
00505	BH-5B4P	Five 4Ah batteries for 12VDC @ 20Ah
00507	BH-4B4SP	Four 4Ah batteries for 24VDC @ 8Ah
00508	BH-1B7	One 4Ah battery for 12VDC @ 4Ah or one 7Ah battery for 12VDC @ 7Ah
00509	BH-2B7P	Two 4Ah batteries for 12VDC @ 8Ah or two 7Ah batteries for 12VDC @ 14Ah
00510	BH-2B7S	Two 4Ah batteries for 24VDC @ 4Ah or two 7Ah batteries for 24VDC @ 7Ah
00516	BH-1B17	One 17Ah battery for 12VDC @ 17Ah or one 12Ah battery for 12VDC @ 12Ah
00511	BH-2B17P	Two 17Ah batteries for 12VDC @ 34Ah or two 12Ah batteries for 12VDC @ 24Ah
00512	BH-2B17S	Two 17Ah batteries for 24VDC @ 17Ah or two 12Ah batteries for 24VDC @ 12Ah
00513	BH-3B17P	Three 17Ah batteries for 12VDC @ 51Ah or three 12Ah batteries for 12VDC @ 36Ah
00514	BH-4B17P	Four 17Ah batteries for 12VDC @ 68Ah or four 12Ah batteries for 12VDC @ 48Ah
00515	BH-4B17SP	Four 17Ah batteries for 24VDC @ 34Ah or four 12Ah batteries for 24VDC @ 24Ah
00517	BH-2B7S-48	Two 4Ah batteries for 24 VDC @ 4Ah or two 7Ah batteries for 24VDC @ 7Ah, 48" long
00526	BH-2B17S-15	Two 17Ah batteries for 24VDC @ 17Ah or two 12Ah batteries for 24VDC @ 12Ah, 15" long

BATTERY CABINETS



- Expand battery capacity of any system
- Cabinets with batteries supplied with harness
- Key lockable

Order #	Model #	Output Voltage	Ah Capacity	Size (inches) H x W x D	Notes
00322	BC-01V			8 x 7 x 3	Vented
00323	BC-02V			12 x 12 x 4	Vented
00313	BC-02-12-2B7	12	14	12 x 12 x 4	Vented, Battery Harness, 2 Batteries
00314	BC-02-24-2B7	24	7	12 x 12 x 4	Vented, Battery Harness, 2 Batteries
00303	BC-03			11 x 15 x 4	Vented
00304	BC-03-12-2B17	12	34	11 x 15 x 4	Vented, Battery Harness, 2 Batteries
00305	BC-03-24-2B17	24	17	11 x 15 x 4	Vented, Battery Harness, 2 Batteries
00315	BC-03-R			11 x 15 x 4	Vented, Red Cabinet
00306	BC-04			15 x 18 x 4	Vented
00307	BC-04-12-2B17	12	34	15 x 18 x 4	Vented, Battery Harness, 2 Batteries
00308	BC-04-24-2B17	24	17	15 x 18 x 4	Vented, Battery Harness, 2 Batteries
00309	BC-05			15 x 18 x 4	Vented, Shelf
00310	BC-05-12-3B17	12	51	15 x 18 x 4	Vented, Shelf, Bat Harness, 3 Batteries
00311	BC-05-12-4B17	12	68	15 x 18 x 4	Vented, Shelf, Bat Harness, 4 Batteries
00312	BC-05-24-4B17	24	34	15 x 18 x 4	Vented, Shelf, Bat Harness, 4 Batteries
00319	BC-09			20 x 24 x 5	Vented, removable cover
00325	BC-100*			12 x 16 x 7	Vented, Shelf, Tamper Switch*

*See sheet 52-344 for more info




BATTERIES



- System backup power
- Rechargeable, lead-acid, gel type

Order #	Description	Voltage	Amphour	Length (in)	Width (in)	Height (in)	Weight (lb.)
00401	12V 4AH	12 VDC	4AH	3.54	2.76	4.13	3.8
00402	12V 7AH	12 VDC	7AH	5.95	2.56	3.86	5.7
00403	12V 17AH	12 VDC	17/18AH	7.13	2.99	6.57	12.8
00410	12V 12AH	12 VDC	12AH	5.95	4.0	3.86	9.2

BATTERY HARNESSSES



- Provide essential wiring for high current transfer

Order #	Model #	Connects
00503	BH-3B4P	Three 4Ah batteries for 12VDC @ 12Ah
00504	BH-4B4P	Four 4Ah batteries for 12VDC @ 16Ah
00505	BH-5B4P	Five 4Ah batteries for 12VDC @ 20Ah
00507	BH-4B4SP	Four 4Ah batteries for 24VDC @ 8Ah
00508	BH-1B7	One 4Ah battery for 12VDC @ 4Ah or one 7Ah battery for 12VDC @ 7Ah
00509	BH-2B7P	Two 4Ah batteries for 12VDC @ 8Ah or two 7Ah batteries for 12VDC @ 14Ah
00510	BH-2B7S	Two 4Ah batteries for 24VDC @ 4Ah or two 7Ah batteries for 24VDC @ 7Ah
00516	BH-1B17	One 17Ah battery for 12VDC @ 17Ah or one 12Ah battery for 12VDC @ 12Ah
00511	BH-2B17P	Two 17Ah batteries for 12VDC @ 34Ah or two 12Ah batteries for 12VDC @ 24Ah
00512	BH-2B17S	Two 17Ah batteries for 24VDC @ 17Ah or two 12Ah batteries for 24VDC @ 12Ah
00513	BH-3B17P	Three 17Ah batteries for 12VDC @ 51Ah or three 12Ah batteries for 12VDC @ 36Ah
00514	BH-4B17P	Four 17Ah batteries for 12VDC @ 68Ah or four 12Ah batteries for 12VDC @ 48Ah
00515	BH-4B17SP	Four 17Ah batteries for 24VDC @ 34Ah or four 12Ah batteries for 24VDC @ 24Ah
00517	BH-2B7S-48	Two 4Ah batteries for 24 VDC @ 4Ah or two 7Ah batteries for 24VDC @ 7Ah, 48" long
00526	BH-2B17S-15	Two 17Ah batteries for 24VDC @ 17Ah or two 12Ah batteries for 24VDC @ 12Ah, 15" long

BATTERY CABINETS



- Expand battery capacity of any system
- Cabinets with batteries supplied with harness
- Key lockable

Order #	Model #	Output Voltage	Ah Capacity	Size (inches) H x W x D	Notes
00322	BC-01V			8 x 7 x 3	Vented
00323	BC-02V			12 x 12 x 4	Vented
00313	BC-02-12-2B7	12	14	12 x 12 x 4	Vented, Battery Harness, 2 Batteries
00314	BC-02-24-2B7	24	7	12 x 12 x 4	Vented, Battery Harness, 2 Batteries
00303	BC-03			11 x 15 x 4	Vented
00304	BC-03-12-2B17	12	34	11 x 15 x 4	Vented, Battery Harness, 2 Batteries
00305	BC-03-24-2B17	24	17	11 x 15 x 4	Vented, Battery Harness, 2 Batteries
00315	BC-03-R			11 x 15 x 4	Vented, Red Cabinet
00306	BC-04			15 x 18 x 4	Vented
00307	BC-04-12-2B17	12	34	15 x 18 x 4	Vented, Battery Harness, 2 Batteries
00308	BC-04-24-2B17	24	17	15 x 18 x 4	Vented, Battery Harness, 2 Batteries
00309	BC-05			15 x 18 x 4	Vented, Shelf
00310	BC-05-12-3B17	12	51	15 x 18 x 4	Vented, Shelf, Bat Harness, 3 Batteries
00311	BC-05-12-4B17	12	68	15 x 18 x 4	Vented, Shelf, Bat Harness, 4 Batteries
00312	BC-05-24-4B17	24	34	15 x 18 x 4	Vented, Shelf, Bat Harness, 4 Batteries
00319	BC-09			20 x 24 x 5	Vented, removable cover
00325	BC-100*			12 x 16 x 7	Vented, Shelf, Tamper Switch*

*See sheet 52-344 for more info



BATTERIES



- System backup power
- Rechargeable, lead-acid, gel type

Order #	Description	Voltage	Amphour	Length (in)	Width (in)	Height (in)	Weight (lb.)
00401	12V 4AH	12 VDC	4AH	3.54	2.76	4.13	3.8
00402	12V 7AH	12 VDC	7AH	5.95	2.56	3.86	5.7
00403	12V 17AH	12 VDC	17/18AH	7.13	2.99	6.57	12.8
00410	12V 12AH	12 VDC	12AH	5.95	4.0	3.86	9.2

BATTERY HARNESES



- Provide essential wiring for high current transfer

Order #	Model #	Connects
00503	BH-3B4P	Three 4Ah batteries for 12VDC @ 12Ah
00504	BH-4B4P	Four 4Ah batteries for 12VDC @ 16Ah
00505	BH-5B4P	Five 4Ah batteries for 12VDC @ 20Ah
00507	BH-4B4SP	Four 4Ah batteries for 24VDC @ 8Ah
00508	BH-1B7	One 4Ah battery for 12VDC @ 4Ah or one 7Ah battery for 12VDC @ 7Ah
00509	BH-2B7P	Two 4Ah batteries for 12VDC @ 8Ah or two 7Ah batteries for 12VDC @ 14Ah
00510	BH-2B7S	Two 4Ah batteries for 24VDC @ 4Ah or two 7Ah batteries for 24VDC @ 7Ah
00516	BH-1B17	One 17Ah battery for 12VDC @ 17Ah or one 12Ah battery for 12VDC @ 12Ah
00511	BH-2B17P	Two 17Ah batteries for 12VDC @ 34Ah or two 12Ah batteries for 12VDC @ 24Ah
00512	BH-2B17S	Two 17Ah batteries for 24VDC @ 17Ah or two 12Ah batteries for 24VDC @ 12Ah
00513	BH-3B17P	Three 17Ah batteries for 12VDC @ 51Ah or three 12Ah batteries for 12VDC @ 36Ah
00514	BH-4B17P	Four 17Ah batteries for 12VDC @ 68Ah or four 12Ah batteries for 12VDC @ 48Ah
00515	BH-4B17SP	Four 17Ah batteries for 24VDC @ 34Ah or four 12Ah batteries for 24VDC @ 24Ah
00517	BH-2B7S-48	Two 4Ah batteries for 24 VDC @ 4Ah or two 7Ah batteries for 24VDC @ 7Ah, 48" long
00526	BH-2B17S-15	Two 17Ah batteries for 24VDC @ 17Ah or two 12Ah batteries for 24VDC @ 12Ah, 15" long

BATTERY CABINETS



- Expand battery capacity of any system
- Cabinets with batteries supplied with harness
- Key lockable

Order #	Model #	Output Voltage	Ah Capacity	Size (inches) H x W x D	Notes
00322	BC-01V			8 x 7 x 3	Vented
00323	BC-02V			12 x 12 x 4	Vented
00313	BC-02-12-2B7	12	14	12 x 12 x 4	Vented, Battery Harness, 2 Batteries
00314	BC-02-24-2B7	24	7	12 x 12 x 4	Vented, Battery Harness, 2 Batteries
00303	BC-03			11 x 15 x 4	Vented
00304	BC-03-12-2B17	12	34	11 x 15 x 4	Vented, Battery Harness, 2 Batteries
00305	BC-03-24-2B17	24	17	11 x 15 x 4	Vented, Battery Harness, 2 Batteries
00315	BC-03-R			11 x 15 x 4	Vented, Red Cabinet
00306	BC-04			15 x 18 x 4	Vented
00307	BC-04-12-2B17	12	34	15 x 18 x 4	Vented, Battery Harness, 2 Batteries
00308	BC-04-24-2B17	24	17	15 x 18 x 4	Vented, Battery Harness, 2 Batteries
00309	BC-05			15 x 18 x 4	Vented, Shelf
00310	BC-05-12-3B17	12	51	15 x 18 x 4	Vented, Shelf, Bat Harness, 3 Batteries
00311	BC-05-12-4B17	12	68	15 x 18 x 4	Vented, Shelf, Bat Harness, 4 Batteries
00312	BC-05-24-4B17	24	34	15 x 18 x 4	Vented, Shelf, Bat Harness, 4 Batteries
00319	BC-09			20 x 24 x 5	Vented, removable cover
00325	BC-100*			12 x 16 x 7	Vented, Shelf, Tamper Switch*

*See sheet 52-344 for more info




BATTERIES



- System backup power
- Rechargeable, lead-acid, gel type

Order #	Description	Voltage	Amphour	Length (in)	Width (in)	Height (in)	Weight (lb.)
00401	12V 4AH	12 VDC	4AH	3.54	2.76	4.13	3.8
00402	12V 7AH	12 VDC	7AH	5.95	2.56	3.86	5.7
00403	12V 17AH	12 VDC	17/18AH	7.13	2.99	6.57	12.8
00410	12V 12AH	12 VDC	12AH	5.95	4.0	3.86	9.2


BATTERY HARNESES



- Provide essential wiring for high current transfer

Order #	Model #	Connects
00503	BH-3B4P	Three 4Ah batteries for 12VDC @ 12Ah
00504	BH-4B4P	Four 4Ah batteries for 12VDC @ 16Ah
00505	BH-5B4P	Five 4Ah batteries for 12VDC @ 20Ah
00507	BH-4B4SP	Four 4Ah batteries for 24VDC @ 8Ah
00508	BH-1B7	One 4Ah battery for 12VDC @ 4Ah or one 7Ah battery for 12VDC @ 7Ah
00509	BH-2B7P	Two 4Ah batteries for 12VDC @ 8Ah or two 7Ah batteries for 12VDC @ 14Ah
00510	BH-2B7S	Two 4Ah batteries for 24VDC @ 4Ah or two 7Ah batteries for 24VDC @ 7Ah
00516	BH-1B17	One 17Ah battery for 12VDC @ 17Ah or one 12Ah battery for 12VDC @ 12Ah
00511	BH-2B17P	Two 17Ah batteries for 12VDC @ 34Ah or two 12Ah batteries for 12VDC @ 24Ah
00512	BH-2B17S	Two 17Ah batteries for 24VDC @ 17Ah or two 12Ah batteries for 24VDC @ 12Ah
00513	BH-3B17P	Three 17Ah batteries for 12VDC @ 51Ah or three 12Ah batteries for 12VDC @ 36Ah
00514	BH-4B17P	Four 17Ah batteries for 12VDC @ 68Ah or four 12Ah batteries for 12VDC @ 48Ah
00515	BH-4B17SP	Four 17Ah batteries for 24VDC @ 34Ah or four 12Ah batteries for 24VDC @ 24Ah
00517	BH-2B7S-48	Two 4Ah batteries for 24 VDC @ 4Ah or two 7Ah batteries for 24VDC @ 7Ah, 48" long
00526	BH-2B17S-15	Two 17Ah batteries for 24VDC @ 17Ah or two 12Ah batteries for 24VDC @ 12Ah, 15" long

BATTERY CABINETS



- Expand battery capacity of any system
- Cabinets with batteries supplied with harness
- Key lockable

Order #	Model #	Output Voltage	Ah Capacity	Size (inches) H x W x D	Notes
00322	BC-01V			8 x 7 x 3	Vented
00323	BC-02V			12 x 12 x 4	Vented
00313	BC-02-12-2B7	12	14	12 x 12 x 4	Vented, Battery Harness, 2 Batteries
00314	BC-02-24-2B7	24	7	12 x 12 x 4	Vented, Battery Harness, 2 Batteries
00303	BC-03			11 x 15 x 4	Vented
00304	BC-03-12-2B17	12	34	11 x 15 x 4	Vented, Battery Harness, 2 Batteries
00305	BC-03-24-2B17	24	17	11 x 15 x 4	Vented, Battery Harness, 2 Batteries
00315	BC-03-R			11 x 15 x 4	Vented, Red Cabinet
00306	BC-04			15 x 18 x 4	Vented
00307	BC-04-12-2B17	12	34	15 x 18 x 4	Vented, Battery Harness, 2 Batteries
00308	BC-04-24-2B17	24	17	15 x 18 x 4	Vented, Battery Harness, 2 Batteries
00309	BC-05			15 x 18 x 4	Vented, Shelf
00310	BC-05-12-3B17	12	51	15 x 18 x 4	Vented, Shelf, Bat Harness, 3 Batteries
00311	BC-05-12-4B17	12	68	15 x 18 x 4	Vented, Shelf, Bat Harness, 4 Batteries
00312	BC-05-24-4B17	24	34	15 x 18 x 4	Vented, Shelf, Bat Harness, 4 Batteries
00319	BC-09			20 x 24 x 5	Vented, removable cover
00325	BC-100*			12 x 16 x 7	Vented, Shelf, Tamper Switch*

*See sheet 52-344 for more info




BATTERIES



- System backup power
- Rechargeable, lead-acid, gel type

Order #	Description	Voltage	Amphour	Length (in)	Width (in)	Height (in)	Weight (lb.)
00401	12V 4AH	12 VDC	4AH	3.54	2.76	4.13	3.8
00402	12V 7AH	12 VDC	7AH	5.95	2.56	3.86	5.7
00403	12V 17AH	12 VDC	17/18AH	7.13	2.99	6.57	12.8
00410	12V 12AH	12 VDC	12AH	5.95	4.0	3.86	9.2


BATTERY HARNESSSES



- Provide essential wiring for high current transfer

Order #	Model #	Connects
00503	BH-3B4P	Three 4Ah batteries for 12VDC @ 12Ah
00504	BH-4B4P	Four 4Ah batteries for 12VDC @ 16Ah
00505	BH-5B4P	Five 4Ah batteries for 12VDC @ 20Ah
00507	BH-4B4SP	Four 4Ah batteries for 24VDC @ 8Ah
00508	BH-1B7	One 4Ah battery for 12VDC @ 4Ah or one 7Ah battery for 12VDC @ 7Ah
00509	BH-2B7P	Two 4Ah batteries for 12VDC @ 8Ah or two 7Ah batteries for 12VDC @ 14Ah
00510	BH-2B7S	Two 4Ah batteries for 24VDC @ 4Ah or two 7Ah batteries for 24VDC @ 7Ah
00516	BH-1B17	One 17Ah battery for 12VDC @ 17Ah or one 12Ah battery for 12VDC @ 12Ah
00511	BH-2B17P	Two 17Ah batteries for 12VDC @ 34Ah or two 12Ah batteries for 12VDC @ 24Ah
00512	BH-2B17S	Two 17Ah batteries for 24VDC @ 17Ah or two 12Ah batteries for 24VDC @ 12Ah
00513	BH-3B17P	Three 17Ah batteries for 12VDC @ 51Ah or three 12Ah batteries for 12VDC @ 36Ah
00514	BH-4B17P	Four 17Ah batteries for 12VDC @ 68Ah or four 12Ah batteries for 12VDC @ 48Ah
00515	BH-4B17SP	Four 17Ah batteries for 24VDC @ 34Ah or four 12Ah batteries for 24VDC @ 24Ah
00517	BH-2B7S-48	Two 4Ah batteries for 24 VDC @ 4Ah or two 7Ah batteries for 24VDC @ 7Ah, 48" long
00526	BH-2B17S-15	Two 17Ah batteries for 24VDC @ 17Ah or two 12Ah batteries for 24VDC @ 12Ah, 15" long

BATTERY CABINETS



- Expand battery capacity of any system
- Cabinets with batteries supplied with harness
- Key lockable

Order #	Model #	Output Voltage	Ah Capacity	Size (inches) H x W x D	Notes
00322	BC-01V			8 x 7 x 3	Vented
00323	BC-02V			12 x 12 x 4	Vented
00313	BC-02-12-2B7	12	14	12 x 12 x 4	Vented, Battery Harness, 2 Batteries
00314	BC-02-24-2B7	24	7	12 x 12 x 4	Vented, Battery Harness, 2 Batteries
00303	BC-03			11 x 15 x 4	Vented
00304	BC-03-12-2B17	12	34	11 x 15 x 4	Vented, Battery Harness, 2 Batteries
00305	BC-03-24-2B17	24	17	11 x 15 x 4	Vented, Battery Harness, 2 Batteries
00315	BC-03-R			11 x 15 x 4	Vented, Red Cabinet
00306	BC-04			15 x 18 x 4	Vented
00307	BC-04-12-2B17	12	34	15 x 18 x 4	Vented, Battery Harness, 2 Batteries
00308	BC-04-24-2B17	24	17	15 x 18 x 4	Vented, Battery Harness, 2 Batteries
00309	BC-05			15 x 18 x 4	Vented, Shelf
00310	BC-05-12-3B17	12	51	15 x 18 x 4	Vented, Shelf, Bat Harness, 3 Batteries
00311	BC-05-12-4B17	12	68	15 x 18 x 4	Vented, Shelf, Bat Harness, 4 Batteries
00312	BC-05-24-4B17	24	34	15 x 18 x 4	Vented, Shelf, Bat Harness, 4 Batteries
00319	BC-09			20 x 24 x 5	Vented, removable cover
00325	BC-100*			12 x 16 x 7	Vented, Shelf, Tamper Switch*

*See sheet 52-344 for more info




BATTERIES



- System backup power
- Rechargeable, lead-acid, gel type

Order #	Description	Voltage	Amphour	Length (in)	Width (in)	Height (in)	Weight (lb.)
00401	12V 4AH	12 VDC	4AH	3.54	2.76	4.13	3.8
00402	12V 7AH	12 VDC	7AH	5.95	2.56	3.86	5.7
00403	12V 17AH	12 VDC	17/18AH	7.13	2.99	6.57	12.8
00410	12V 12AH	12 VDC	12AH	5.95	4.0	3.86	9.2

BATTERY HARNESSSES



- Provide essential wiring for high current transfer

Order #	Model #	Connects
00503	BH-3B4P	Three 4Ah batteries for 12VDC @ 12Ah
00504	BH-4B4P	Four 4Ah batteries for 12VDC @ 16Ah
00505	BH-5B4P	Five 4Ah batteries for 12VDC @ 20Ah
00507	BH-4B4SP	Four 4Ah batteries for 24VDC @ 8Ah
00508	BH-1B7	One 4Ah battery for 12VDC @ 4Ah or one 7Ah battery for 12VDC @ 7Ah
00509	BH-2B7P	Two 4Ah batteries for 12VDC @ 8Ah or two 7Ah batteries for 12VDC @ 14Ah
00510	BH-2B7S	Two 4Ah batteries for 24VDC @ 4Ah or two 7Ah batteries for 24VDC @ 7Ah
00516	BH-1B17	One 17Ah battery for 12VDC @ 17Ah or one 12Ah battery for 12VDC @ 12Ah
00511	BH-2B17P	Two 17Ah batteries for 12VDC @ 34Ah or two 12Ah batteries for 12VDC @ 24Ah
00512	BH-2B17S	Two 17Ah batteries for 24VDC @ 17Ah or two 12Ah batteries for 24VDC @ 12Ah
00513	BH-3B17P	Three 17Ah batteries for 12VDC @ 51Ah or three 12Ah batteries for 12VDC @ 36Ah
00514	BH-4B17P	Four 17Ah batteries for 12VDC @ 68Ah or four 12Ah batteries for 12VDC @ 48Ah
00515	BH-4B17SP	Four 17Ah batteries for 24VDC @ 34Ah or four 12Ah batteries for 24VDC @ 24Ah
00517	BH-2B7S-48	Two 4Ah batteries for 24 VDC @ 4Ah or two 7Ah batteries for 24VDC @ 7Ah, 48" long
00526	BH-2B17S-15	Two 17Ah batteries for 24VDC @ 17Ah or two 12Ah batteries for 24VDC @ 12Ah, 15" long

BATTERY CABINETS



- Expand battery capacity of any system
- Cabinets with batteries supplied with harness
- Key lockable

Order #	Model #	Output Voltage	Ah Capacity	Size (inches) H x W x D	Notes
00322	BC-01V			8 x 7 x 3	Vented
00323	BC-02V			12 x 12 x 4	Vented
00313	BC-02-12-2B7	12	14	12 x 12 x 4	Vented, Battery Harness, 2 Batteries
00314	BC-02-24-2B7	24	7	12 x 12 x 4	Vented, Battery Harness, 2 Batteries
00303	BC-03			11 x 15 x 4	Vented
00304	BC-03-12-2B17	12	34	11 x 15 x 4	Vented, Battery Harness, 2 Batteries
00305	BC-03-24-2B17	24	17	11 x 15 x 4	Vented, Battery Harness, 2 Batteries
00315	BC-03-R			11 x 15 x 4	Vented, Red Cabinet
00306	BC-04			15 x 18 x 4	Vented
00307	BC-04-12-2B17	12	34	15 x 18 x 4	Vented, Battery Harness, 2 Batteries
00308	BC-04-24-2B17	24	17	15 x 18 x 4	Vented, Battery Harness, 2 Batteries
00309	BC-05			15 x 18 x 4	Vented, Shelf
00310	BC-05-12-3B17	12	51	15 x 18 x 4	Vented, Shelf, Bat Harness, 3 Batteries
00311	BC-05-12-4B17	12	68	15 x 18 x 4	Vented, Shelf, Bat Harness, 4 Batteries
00312	BC-05-24-4B17	24	34	15 x 18 x 4	Vented, Shelf, Bat Harness, 4 Batteries
00319	BC-09			20 x 24 x 5	Vented, removable cover
00325	BC-100*			12 x 16 x 7	Vented, Shelf, Tamper Switch*

*See sheet 52-344 for more info



BATTERIES



- System backup power
- Rechargeable, lead-acid, gel type

Order #	Description	Voltage	Amphour	Length (in)	Width (in)	Height (in)	Weight (lb.)
00401	12V 4AH	12 VDC	4AH	3.54	2.76	4.13	3.8
00402	12V 7AH	12 VDC	7AH	5.95	2.56	3.86	5.7
00403	12V 17AH	12 VDC	17/18AH	7.13	2.99	6.57	12.8
00410	12V 12AH	12 VDC	12AH	5.95	4.0	3.86	9.2

BATTERY HARNESSSES



- Provide essential wiring for high current transfer

Order #	Model #	Connects
00503	BH-3B4P	Three 4Ah batteries for 12VDC @ 12Ah
00504	BH-4B4P	Four 4Ah batteries for 12VDC @ 16Ah
00505	BH-5B4P	Five 4Ah batteries for 12VDC @ 20Ah
00507	BH-4B4SP	Four 4Ah batteries for 24VDC @ 8Ah
00508	BH-1B7	One 4Ah battery for 12VDC @ 4Ah or one 7Ah battery for 12VDC @ 7Ah
00509	BH-2B7P	Two 4Ah batteries for 12VDC @ 8Ah or two 7Ah batteries for 12VDC @ 14Ah
00510	BH-2B7S	Two 4Ah batteries for 24VDC @ 4Ah or two 7Ah batteries for 24VDC @ 7Ah
00516	BH-1B17	One 17Ah battery for 12VDC @ 17Ah or one 12Ah battery for 12VDC @ 12Ah
00511	BH-2B17P	Two 17Ah batteries for 12VDC @ 34Ah or two 12Ah batteries for 12VDC @ 24Ah
00512	BH-2B17S	Two 17Ah batteries for 24VDC @ 17Ah or two 12Ah batteries for 24VDC @ 12Ah
00513	BH-3B17P	Three 17Ah batteries for 12VDC @ 51Ah or three 12Ah batteries for 12VDC @ 36Ah
00514	BH-4B17P	Four 17Ah batteries for 12VDC @ 68Ah or four 12Ah batteries for 12VDC @ 48Ah
00515	BH-4B17SP	Four 17Ah batteries for 24VDC @ 34Ah or four 12Ah batteries for 24VDC @ 24Ah
00517	BH-2B7S-48	Two 4Ah batteries for 24 VDC @ 4Ah or two 7Ah batteries for 24VDC @ 7Ah, 48" long
00526	BH-2B17S-15	Two 17Ah batteries for 24VDC @ 17Ah or two 12Ah batteries for 24VDC @ 12Ah, 15" long

BATTERY CABINETS



- Expand battery capacity of any system
- Cabinets with batteries supplied with harness
- Key lockable

Order #	Model #	Output Voltage	Ah Capacity	Size (inches) H x W x D	Notes
00322	BC-01V			8 x 7 x 3	Vented
00323	BC-02V			12 x 12 x 4	Vented
00313	BC-02-12-2B7	12	14	12 x 12 x 4	Vented, Battery Harness, 2 Batteries
00314	BC-02-24-2B7	24	7	12 x 12 x 4	Vented, Battery Harness, 2 Batteries
00303	BC-03			11 x 15 x 4	Vented
00304	BC-03-12-2B17	12	34	11 x 15 x 4	Vented, Battery Harness, 2 Batteries
00305	BC-03-24-2B17	24	17	11 x 15 x 4	Vented, Battery Harness, 2 Batteries
00315	BC-03-R			11 x 15 x 4	Vented, Red Cabinet
00306	BC-04			15 x 18 x 4	Vented
00307	BC-04-12-2B17	12	34	15 x 18 x 4	Vented, Battery Harness, 2 Batteries
00308	BC-04-24-2B17	24	17	15 x 18 x 4	Vented, Battery Harness, 2 Batteries
00309	BC-05			15 x 18 x 4	Vented, Shelf
00310	BC-05-12-3B17	12	51	15 x 18 x 4	Vented, Shelf, Bat Harness, 3 Batteries
00311	BC-05-12-4B17	12	68	15 x 18 x 4	Vented, Shelf, Bat Harness, 4 Batteries
00312	BC-05-24-4B17	24	34	15 x 18 x 4	Vented, Shelf, Bat Harness, 4 Batteries
00319	BC-09			20 x 24 x 5	Vented, removable cover
00325	BC-100*			12 x 16 x 7	Vented, Shelf, Tamper Switch*

*See sheet 52-344 for more info




BATTERIES



- System backup power
- Rechargeable, lead-acid, gel type

Order #	Description	Voltage	Amphour	Length (in)	Width (in)	Height (in)	Weight (lb.)
00401	12V 4AH	12 VDC	4AH	3.54	2.76	4.13	3.8
00402	12V 7AH	12 VDC	7AH	5.95	2.56	3.86	5.7
00403	12V 17AH	12 VDC	17/18AH	7.13	2.99	6.57	12.8
00410	12V 12AH	12 VDC	12AH	5.95	4.0	3.86	9.2

BATTERY HARNESSSES



- Provide essential wiring for high current transfer

Order #	Model #	Connects
00503	BH-3B4P	Three 4Ah batteries for 12VDC @ 12Ah
00504	BH-4B4P	Four 4Ah batteries for 12VDC @ 16Ah
00505	BH-5B4P	Five 4Ah batteries for 12VDC @ 20Ah
00507	BH-4B4SP	Four 4Ah batteries for 24VDC @ 8Ah
00508	BH-1B7	One 4Ah battery for 12VDC @ 4Ah or one 7Ah battery for 12VDC @ 7Ah
00509	BH-2B7P	Two 4Ah batteries for 12VDC @ 8Ah or two 7Ah batteries for 12VDC @ 14Ah
00510	BH-2B7S	Two 4Ah batteries for 24VDC @ 4Ah or two 7Ah batteries for 24VDC @ 7Ah
00516	BH-1B17	One 17Ah battery for 12VDC @ 17Ah or one 12Ah battery for 12VDC @ 12Ah
00511	BH-2B17P	Two 17Ah batteries for 12VDC @ 34Ah or two 12Ah batteries for 12VDC @ 24Ah
00512	BH-2B17S	Two 17Ah batteries for 24VDC @ 17Ah or two 12Ah batteries for 24VDC @ 12Ah
00513	BH-3B17P	Three 17Ah batteries for 12VDC @ 51Ah or three 12Ah batteries for 12VDC @ 36Ah
00514	BH-4B17P	Four 17Ah batteries for 12VDC @ 68Ah or four 12Ah batteries for 12VDC @ 48Ah
00515	BH-4B17SP	Four 17Ah batteries for 24VDC @ 34Ah or four 12Ah batteries for 24VDC @ 24Ah
00517	BH-2B7S-48	Two 4Ah batteries for 24 VDC @ 4Ah or two 7Ah batteries for 24VDC @ 7Ah, 48" long
00526	BH-2B17S-15	Two 17Ah batteries for 24VDC @ 17Ah or two 12Ah batteries for 24VDC @ 12Ah, 15" long

BATTERY CABINETS



- Expand battery capacity of any system
- Cabinets with batteries supplied with harness
- Key lockable

Order #	Model #	Output Voltage	Ah Capacity	Size (inches) H x W x D	Notes
00322	BC-01V			8 x 7 x 3	Vented
00323	BC-02V			12 x 12 x 4	Vented
00313	BC-02-12-2B7	12	14	12 x 12 x 4	Vented, Battery Harness, 2 Batteries
00314	BC-02-24-2B7	24	7	12 x 12 x 4	Vented, Battery Harness, 2 Batteries
00303	BC-03			11 x 15 x 4	Vented
00304	BC-03-12-2B17	12	34	11 x 15 x 4	Vented, Battery Harness, 2 Batteries
00305	BC-03-24-2B17	24	17	11 x 15 x 4	Vented, Battery Harness, 2 Batteries
00315	BC-03-R			11 x 15 x 4	Vented, Red Cabinet
00306	BC-04			15 x 18 x 4	Vented
00307	BC-04-12-2B17	12	34	15 x 18 x 4	Vented, Battery Harness, 2 Batteries
00308	BC-04-24-2B17	24	17	15 x 18 x 4	Vented, Battery Harness, 2 Batteries
00309	BC-05			15 x 18 x 4	Vented, Shelf
00310	BC-05-12-3B17	12	51	15 x 18 x 4	Vented, Shelf, Bat Harness, 3 Batteries
00311	BC-05-12-4B17	12	68	15 x 18 x 4	Vented, Shelf, Bat Harness, 4 Batteries
00312	BC-05-24-4B17	24	34	15 x 18 x 4	Vented, Shelf, Bat Harness, 4 Batteries
00319	BC-09			20 x 24 x 5	Vented, removable cover
00325	BC-100*			12 x 16 x 7	Vented, Shelf, Tamper Switch*

*See sheet 52-344 for more info



BATTERIES



- System backup power
- Rechargeable, lead-acid, gel type

Order #	Description	Voltage	Amphour	Length (in)	Width (in)	Height (in)	Weight (lb.)
00401	12V 4AH	12 VDC	4AH	3.54	2.76	4.13	3.8
00402	12V 7AH	12 VDC	7AH	5.95	2.56	3.86	5.7
00403	12V 17AH	12 VDC	17/18AH	7.13	2.99	6.57	12.8
00410	12V 12AH	12 VDC	12AH	5.95	4.0	3.86	9.2


BATTERY HARNESSSES



- Provide essential wiring for high current transfer

Order #	Model #	Connects
00503	BH-3B4P	Three 4Ah batteries for 12VDC @ 12Ah
00504	BH-4B4P	Four 4Ah batteries for 12VDC @ 16Ah
00505	BH-5B4P	Five 4Ah batteries for 12VDC @ 20Ah
00507	BH-4B4SP	Four 4Ah batteries for 24VDC @ 8Ah
00508	BH-1B7	One 4Ah battery for 12VDC @ 4Ah or one 7Ah battery for 12VDC @ 7Ah
00509	BH-2B7P	Two 4Ah batteries for 12VDC @ 8Ah or two 7Ah batteries for 12VDC @ 14Ah
00510	BH-2B7S	Two 4Ah batteries for 24VDC @ 4Ah or two 7Ah batteries for 24VDC @ 7Ah
00516	BH-1B17	One 17Ah battery for 12VDC @ 17Ah or one 12Ah battery for 12VDC @ 12Ah
00511	BH-2B17P	Two 17Ah batteries for 12VDC @ 34Ah or two 12Ah batteries for 12VDC @ 24Ah
00512	BH-2B17S	Two 17Ah batteries for 24VDC @ 17Ah or two 12Ah batteries for 24VDC @ 12Ah
00513	BH-3B17P	Three 17Ah batteries for 12VDC @ 51Ah or three 12Ah batteries for 12VDC @ 36Ah
00514	BH-4B17P	Four 17Ah batteries for 12VDC @ 68Ah or four 12Ah batteries for 12VDC @ 48Ah
00515	BH-4B17SP	Four 17Ah batteries for 24VDC @ 34Ah or four 12Ah batteries for 24VDC @ 24Ah
00517	BH-2B7S-48	Two 4Ah batteries for 24 VDC @ 4Ah or two 7Ah batteries for 24VDC @ 7Ah, 48" long
00526	BH-2B17S-15	Two 17Ah batteries for 24VDC @ 17Ah or two 12Ah batteries for 24VDC @ 12Ah, 15" long

BATTERY CABINETS



- Expand battery capacity of any system
- Cabinets with batteries supplied with harness
- Key lockable

Order #	Model #	Output Voltage	Ah Capacity	Size (inches) H x W x D	Notes
00322	BC-01V			8 x 7 x 3	Vented
00323	BC-02V			12 x 12 x 4	Vented
00313	BC-02-12-2B7	12	14	12 x 12 x 4	Vented, Battery Harness, 2 Batteries
00314	BC-02-24-2B7	24	7	12 x 12 x 4	Vented, Battery Harness, 2 Batteries
00303	BC-03			11 x 15 x 4	Vented
00304	BC-03-12-2B17	12	34	11 x 15 x 4	Vented, Battery Harness, 2 Batteries
00305	BC-03-24-2B17	24	17	11 x 15 x 4	Vented, Battery Harness, 2 Batteries
00315	BC-03-R			11 x 15 x 4	Vented, Red Cabinet
00306	BC-04			15 x 18 x 4	Vented
00307	BC-04-12-2B17	12	34	15 x 18 x 4	Vented, Battery Harness, 2 Batteries
00308	BC-04-24-2B17	24	17	15 x 18 x 4	Vented, Battery Harness, 2 Batteries
00309	BC-05			15 x 18 x 4	Vented, Shelf
00310	BC-05-12-3B17	12	51	15 x 18 x 4	Vented, Shelf, Bat Harness, 3 Batteries
00311	BC-05-12-4B17	12	68	15 x 18 x 4	Vented, Shelf, Bat Harness, 4 Batteries
00312	BC-05-24-4B17	24	34	15 x 18 x 4	Vented, Shelf, Bat Harness, 4 Batteries
00319	BC-09			20 x 24 x 5	Vented, removable cover
00325	BC-100*			12 x 16 x 7	Vented, Shelf, Tamper Switch*

*See sheet 52-344 for more info




BATTERIES



- System backup power
- Rechargeable, lead-acid, gel type

Order #	Description	Voltage	Amphour	Length (in)	Width (in)	Height (in)	Weight (lb.)
00401	12V 4AH	12 VDC	4AH	3.54	2.76	4.13	3.8
00402	12V 7AH	12 VDC	7AH	5.95	2.56	3.86	5.7
00403	12V 17AH	12 VDC	17/18AH	7.13	2.99	6.57	12.8
00410	12V 12AH	12 VDC	12AH	5.95	4.0	3.86	9.2

BATTERY HARNESSSES



- Provide essential wiring for high current transfer

Order #	Model #	Connects
00503	BH-3B4P	Three 4Ah batteries for 12VDC @ 12Ah
00504	BH-4B4P	Four 4Ah batteries for 12VDC @ 16Ah
00505	BH-5B4P	Five 4Ah batteries for 12VDC @ 20Ah
00507	BH-4B4SP	Four 4Ah batteries for 24VDC @ 8Ah
00508	BH-1B7	One 4Ah battery for 12VDC @ 4Ah or one 7Ah battery for 12VDC @ 7Ah
00509	BH-2B7P	Two 4Ah batteries for 12VDC @ 8Ah or two 7Ah batteries for 12VDC @ 14Ah
00510	BH-2B7S	Two 4Ah batteries for 24VDC @ 4Ah or two 7Ah batteries for 24VDC @ 7Ah
00516	BH-1B17	One 17Ah battery for 12VDC @ 17Ah or one 12Ah battery for 12VDC @ 12Ah
00511	BH-2B17P	Two 17Ah batteries for 12VDC @ 34Ah or two 12Ah batteries for 12VDC @ 24Ah
00512	BH-2B17S	Two 17Ah batteries for 24VDC @ 17Ah or two 12Ah batteries for 24VDC @ 12Ah
00513	BH-3B17P	Three 17Ah batteries for 12VDC @ 51Ah or three 12Ah batteries for 12VDC @ 36Ah
00514	BH-4B17P	Four 17Ah batteries for 12VDC @ 68Ah or four 12Ah batteries for 12VDC @ 48Ah
00515	BH-4B17SP	Four 17Ah batteries for 24VDC @ 34Ah or four 12Ah batteries for 24VDC @ 24Ah
00517	BH-2B7S-48	Two 4Ah batteries for 24 VDC @ 4Ah or two 7Ah batteries for 24VDC @ 7Ah, 48" long
00526	BH-2B17S-15	Two 17Ah batteries for 24VDC @ 17Ah or two 12Ah batteries for 24VDC @ 12Ah, 15" long

BATTERY CABINETS



- Expand battery capacity of any system
- Cabinets with batteries supplied with harness
- Key lockable

Order #	Model #	Output Voltage	Ah Capacity	Size (inches) H x W x D	Notes
00322	BC-01V			8 x 7 x 3	Vented
00323	BC-02V			12 x 12 x 4	Vented
00313	BC-02-12-2B7	12	14	12 x 12 x 4	Vented, Battery Harness, 2 Batteries
00314	BC-02-24-2B7	24	7	12 x 12 x 4	Vented, Battery Harness, 2 Batteries
00303	BC-03			11 x 15 x 4	Vented
00304	BC-03-12-2B17	12	34	11 x 15 x 4	Vented, Battery Harness, 2 Batteries
00305	BC-03-24-2B17	24	17	11 x 15 x 4	Vented, Battery Harness, 2 Batteries
00315	BC-03-R			11 x 15 x 4	Vented, Red Cabinet
00306	BC-04			15 x 18 x 4	Vented
00307	BC-04-12-2B17	12	34	15 x 18 x 4	Vented, Battery Harness, 2 Batteries
00308	BC-04-24-2B17	24	17	15 x 18 x 4	Vented, Battery Harness, 2 Batteries
00309	BC-05			15 x 18 x 4	Vented, Shelf
00310	BC-05-12-3B17	12	51	15 x 18 x 4	Vented, Shelf, Bat Harness, 3 Batteries
00311	BC-05-12-4B17	12	68	15 x 18 x 4	Vented, Shelf, Bat Harness, 4 Batteries
00312	BC-05-24-4B17	24	34	15 x 18 x 4	Vented, Shelf, Bat Harness, 4 Batteries
00319	BC-09			20 x 24 x 5	Vented, removable cover
00325	BC-100*			12 x 16 x 7	Vented, Shelf, Tamper Switch*

*See sheet 52-344 for more info




BATTERIES



- System backup power
- Rechargeable, lead-acid, gel type

Order #	Description	Voltage	Amphour	Length (in)	Width (in)	Height (in)	Weight (lb.)
00401	12V 4AH	12 VDC	4AH	3.54	2.76	4.13	3.8
00402	12V 7AH	12 VDC	7AH	5.95	2.56	3.86	5.7
00403	12V 17AH	12 VDC	17/18AH	7.13	2.99	6.57	12.8
00410	12V 12AH	12 VDC	12AH	5.95	4.0	3.86	9.2

BATTERY HARNESSSES



- Provide essential wiring for high current transfer

Order #	Model #	Connects
00503	BH-3B4P	Three 4Ah batteries for 12VDC @ 12Ah
00504	BH-4B4P	Four 4Ah batteries for 12VDC @ 16Ah
00505	BH-5B4P	Five 4Ah batteries for 12VDC @ 20Ah
00507	BH-4B4SP	Four 4Ah batteries for 24VDC @ 8Ah
00508	BH-1B7	One 4Ah battery for 12VDC @ 4Ah or one 7Ah battery for 12VDC @ 7Ah
00509	BH-2B7P	Two 4Ah batteries for 12VDC @ 8Ah or two 7Ah batteries for 12VDC @ 14Ah
00510	BH-2B7S	Two 4Ah batteries for 24VDC @ 4Ah or two 7Ah batteries for 24VDC @ 7Ah
00516	BH-1B17	One 17Ah battery for 12VDC @ 17Ah or one 12Ah battery for 12VDC @ 12Ah
00511	BH-2B17P	Two 17Ah batteries for 12VDC @ 34Ah or two 12Ah batteries for 12VDC @ 24Ah
00512	BH-2B17S	Two 17Ah batteries for 24VDC @ 17Ah or two 12Ah batteries for 24VDC @ 12Ah
00513	BH-3B17P	Three 17Ah batteries for 12VDC @ 51Ah or three 12Ah batteries for 12VDC @ 36Ah
00514	BH-4B17P	Four 17Ah batteries for 12VDC @ 68Ah or four 12Ah batteries for 12VDC @ 48Ah
00515	BH-4B17SP	Four 17Ah batteries for 24VDC @ 34Ah or four 12Ah batteries for 24VDC @ 24Ah
00517	BH-2B7S-48	Two 4Ah batteries for 24 VDC @ 4Ah or two 7Ah batteries for 24VDC @ 7Ah, 48" long
00526	BH-2B17S-15	Two 17Ah batteries for 24VDC @ 17Ah or two 12Ah batteries for 24VDC @ 12Ah, 15" long

BATTERY CABINETS



- Expand battery capacity of any system
- Cabinets with batteries supplied with harness
- Key lockable

Order #	Model #	Output Voltage	Ah Capacity	Size (inches) H x W x D	Notes
00322	BC-01V			8 x 7 x 3	Vented
00323	BC-02V			12 x 12 x 4	Vented
00313	BC-02-12-2B7	12	14	12 x 12 x 4	Vented, Battery Harness, 2 Batteries
00314	BC-02-24-2B7	24	7	12 x 12 x 4	Vented, Battery Harness, 2 Batteries
00303	BC-03			11 x 15 x 4	Vented
00304	BC-03-12-2B17	12	34	11 x 15 x 4	Vented, Battery Harness, 2 Batteries
00305	BC-03-24-2B17	24	17	11 x 15 x 4	Vented, Battery Harness, 2 Batteries
00315	BC-03-R			11 x 15 x 4	Vented, Red Cabinet
00306	BC-04			15 x 18 x 4	Vented
00307	BC-04-12-2B17	12	34	15 x 18 x 4	Vented, Battery Harness, 2 Batteries
00308	BC-04-24-2B17	24	17	15 x 18 x 4	Vented, Battery Harness, 2 Batteries
00309	BC-05			15 x 18 x 4	Vented, Shelf
00310	BC-05-12-3B17	12	51	15 x 18 x 4	Vented, Shelf, Bat Harness, 3 Batteries
00311	BC-05-12-4B17	12	68	15 x 18 x 4	Vented, Shelf, Bat Harness, 4 Batteries
00312	BC-05-24-4B17	24	34	15 x 18 x 4	Vented, Shelf, Bat Harness, 4 Batteries
00319	BC-09			20 x 24 x 5	Vented, removable cover
00325	BC-100*			12 x 16 x 7	Vented, Shelf, Tamper Switch*

*See sheet 52-344 for more info




BATTERIES



- System backup power
- Rechargeable, lead-acid, gel type

Order #	Description	Voltage	Amphour	Length (in)	Width (in)	Height (in)	Weight (lb.)
00401	12V 4AH	12 VDC	4AH	3.54	2.76	4.13	3.8
00402	12V 7AH	12 VDC	7AH	5.95	2.56	3.86	5.7
00403	12V 17AH	12 VDC	17/18AH	7.13	2.99	6.57	12.8
00410	12V 12AH	12 VDC	12AH	5.95	4.0	3.86	9.2


BATTERY HARNESSSES



- Provide essential wiring for high current transfer

Order #	Model #	Connects
00503	BH-3B4P	Three 4Ah batteries for 12VDC @ 12Ah
00504	BH-4B4P	Four 4Ah batteries for 12VDC @ 16Ah
00505	BH-5B4P	Five 4Ah batteries for 12VDC @ 20Ah
00507	BH-4B4SP	Four 4Ah batteries for 24VDC @ 8Ah
00508	BH-1B7	One 4Ah battery for 12VDC @ 4Ah or one 7Ah battery for 12VDC @ 7Ah
00509	BH-2B7P	Two 4Ah batteries for 12VDC @ 8Ah or two 7Ah batteries for 12VDC @ 14Ah
00510	BH-2B7S	Two 4Ah batteries for 24VDC @ 4Ah or two 7Ah batteries for 24VDC @ 7Ah
00516	BH-1B17	One 17Ah battery for 12VDC @ 17Ah or one 12Ah battery for 12VDC @ 12Ah
00511	BH-2B17P	Two 17Ah batteries for 12VDC @ 34Ah or two 12Ah batteries for 12VDC @ 24Ah
00512	BH-2B17S	Two 17Ah batteries for 24VDC @ 17Ah or two 12Ah batteries for 24VDC @ 12Ah
00513	BH-3B17P	Three 17Ah batteries for 12VDC @ 51Ah or three 12Ah batteries for 12VDC @ 36Ah
00514	BH-4B17P	Four 17Ah batteries for 12VDC @ 68Ah or four 12Ah batteries for 12VDC @ 48Ah
00515	BH-4B17SP	Four 17Ah batteries for 24VDC @ 34Ah or four 12Ah batteries for 24VDC @ 24Ah
00517	BH-2B7S-48	Two 4Ah batteries for 24 VDC @ 4Ah or two 7Ah batteries for 24VDC @ 7Ah, 48" long
00526	BH-2B17S-15	Two 17Ah batteries for 24VDC @ 17Ah or two 12Ah batteries for 24VDC @ 12Ah, 15" long

BATTERY CABINETS



- Expand battery capacity of any system
- Cabinets with batteries supplied with harness
- Key lockable

Order #	Model #	Output Voltage	Ah Capacity	Size (inches) H x W x D	Notes
00322	BC-01V			8 x 7 x 3	Vented
00323	BC-02V			12 x 12 x 4	Vented
00313	BC-02-12-2B7	12	14	12 x 12 x 4	Vented, Battery Harness, 2 Batteries
00314	BC-02-24-2B7	24	7	12 x 12 x 4	Vented, Battery Harness, 2 Batteries
00303	BC-03			11 x 15 x 4	Vented
00304	BC-03-12-2B17	12	34	11 x 15 x 4	Vented, Battery Harness, 2 Batteries
00305	BC-03-24-2B17	24	17	11 x 15 x 4	Vented, Battery Harness, 2 Batteries
00315	BC-03-R			11 x 15 x 4	Vented, Red Cabinet
00306	BC-04			15 x 18 x 4	Vented
00307	BC-04-12-2B17	12	34	15 x 18 x 4	Vented, Battery Harness, 2 Batteries
00308	BC-04-24-2B17	24	17	15 x 18 x 4	Vented, Battery Harness, 2 Batteries
00309	BC-05			15 x 18 x 4	Vented, Shelf
00310	BC-05-12-3B17	12	51	15 x 18 x 4	Vented, Shelf, Bat Harness, 3 Batteries
00311	BC-05-12-4B17	12	68	15 x 18 x 4	Vented, Shelf, Bat Harness, 4 Batteries
00312	BC-05-24-4B17	24	34	15 x 18 x 4	Vented, Shelf, Bat Harness, 4 Batteries
00319	BC-09			20 x 24 x 5	Vented, removable cover
00325	BC-100*			12 x 16 x 7	Vented, Shelf, Tamper Switch*

*See sheet 52-344 for more info




BATTERIES



- System backup power
- Rechargeable, lead-acid, gel type

Order #	Description	Voltage	Amphour	Length (in)	Width (in)	Height (in)	Weight (lb.)
00401	12V 4AH	12 VDC	4AH	3.54	2.76	4.13	3.8
00402	12V 7AH	12 VDC	7AH	5.95	2.56	3.86	5.7
00403	12V 17AH	12 VDC	17/18AH	7.13	2.99	6.57	12.8
00410	12V 12AH	12 VDC	12AH	5.95	4.0	3.86	9.2


BATTERY HARNESES



- Provide essential wiring for high current transfer

Order #	Model #	Connects
00503	BH-3B4P	Three 4Ah batteries for 12VDC @ 12Ah
00504	BH-4B4P	Four 4Ah batteries for 12VDC @ 16Ah
00505	BH-5B4P	Five 4Ah batteries for 12VDC @ 20Ah
00507	BH-4B4SP	Four 4Ah batteries for 24VDC @ 8Ah
00508	BH-1B7	One 4Ah battery for 12VDC @ 4Ah or one 7Ah battery for 12VDC @ 7Ah
00509	BH-2B7P	Two 4Ah batteries for 12VDC @ 8Ah or two 7Ah batteries for 12VDC @ 14Ah
00510	BH-2B7S	Two 4Ah batteries for 24VDC @ 4Ah or two 7Ah batteries for 24VDC @ 7Ah
00516	BH-1B17	One 17Ah battery for 12VDC @ 17Ah or one 12Ah battery for 12VDC @ 12Ah
00511	BH-2B17P	Two 17Ah batteries for 12VDC @ 34Ah or two 12Ah batteries for 12VDC @ 24Ah
00512	BH-2B17S	Two 17Ah batteries for 24VDC @ 17Ah or two 12Ah batteries for 24VDC @ 12Ah
00513	BH-3B17P	Three 17Ah batteries for 12VDC @ 51Ah or three 12Ah batteries for 12VDC @ 36Ah
00514	BH-4B17P	Four 17Ah batteries for 12VDC @ 68Ah or four 12Ah batteries for 12VDC @ 48Ah
00515	BH-4B17SP	Four 17Ah batteries for 24VDC @ 34Ah or four 12Ah batteries for 24VDC @ 24Ah
00517	BH-2B7S-48	Two 4Ah batteries for 24 VDC @ 4Ah or two 7Ah batteries for 24VDC @ 7Ah, 48" long
00526	BH-2B17S-15	Two 17Ah batteries for 24VDC @ 17Ah or two 12Ah batteries for 24VDC @ 12Ah, 15" long

BATTERY CABINETS



- Expand battery capacity of any system
- Cabinets with batteries supplied with harness
- Key lockable

Order #	Model #	Output Voltage	Ah Capacity	Size (inches) H x W x D	Notes
00322	BC-01V			8 x 7 x 3	Vented
00323	BC-02V			12 x 12 x 4	Vented
00313	BC-02-12-2B7	12	14	12 x 12 x 4	Vented, Battery Harness, 2 Batteries
00314	BC-02-24-2B7	24	7	12 x 12 x 4	Vented, Battery Harness, 2 Batteries
00303	BC-03			11 x 15 x 4	Vented
00304	BC-03-12-2B17	12	34	11 x 15 x 4	Vented, Battery Harness, 2 Batteries
00305	BC-03-24-2B17	24	17	11 x 15 x 4	Vented, Battery Harness, 2 Batteries
00315	BC-03-R			11 x 15 x 4	Vented, Red Cabinet
00306	BC-04			15 x 18 x 4	Vented
00307	BC-04-12-2B17	12	34	15 x 18 x 4	Vented, Battery Harness, 2 Batteries
00308	BC-04-24-2B17	24	17	15 x 18 x 4	Vented, Battery Harness, 2 Batteries
00309	BC-05			15 x 18 x 4	Vented, Shelf
00310	BC-05-12-3B17	12	51	15 x 18 x 4	Vented, Shelf, Bat Harness, 3 Batteries
00311	BC-05-12-4B17	12	68	15 x 18 x 4	Vented, Shelf, Bat Harness, 4 Batteries
00312	BC-05-24-4B17	24	34	15 x 18 x 4	Vented, Shelf, Bat Harness, 4 Batteries
00319	BC-09			20 x 24 x 5	Vented, removable cover
00325	BC-100*			12 x 16 x 7	Vented, Shelf, Tamper Switch*

*See sheet 52-344 for more info




BATTERIES



- System backup power
- Rechargeable, lead-acid, gel type

Order #	Description	Voltage	Amphour	Length (in)	Width (in)	Height (in)	Weight (lb.)
00401	12V 4AH	12 VDC	4AH	3.54	2.76	4.13	3.8
00402	12V 7AH	12 VDC	7AH	5.95	2.56	3.86	5.7
00403	12V 17AH	12 VDC	17/18AH	7.13	2.99	6.57	12.8
00410	12V 12AH	12 VDC	12AH	5.95	4.0	3.86	9.2


BATTERY HARNESSES



- Provide essential wiring for high current transfer

Order #	Model #	Connects
00503	BH-3B4P	Three 4Ah batteries for 12VDC @ 12Ah
00504	BH-4B4P	Four 4Ah batteries for 12VDC @ 16Ah
00505	BH-5B4P	Five 4Ah batteries for 12VDC @ 20Ah
00507	BH-4B4SP	Four 4Ah batteries for 24VDC @ 8Ah
00508	BH-1B7	One 4Ah battery for 12VDC @ 4Ah or one 7Ah battery for 12VDC @ 7Ah
00509	BH-2B7P	Two 4Ah batteries for 12VDC @ 8Ah or two 7Ah batteries for 12VDC @ 14Ah
00510	BH-2B7S	Two 4Ah batteries for 24VDC @ 4Ah or two 7Ah batteries for 24VDC @ 7Ah
00516	BH-1B17	One 17Ah battery for 12VDC @ 17Ah or one 12Ah battery for 12VDC @ 12Ah
00511	BH-2B17P	Two 17Ah batteries for 12VDC @ 34Ah or two 12Ah batteries for 12VDC @ 24Ah
00512	BH-2B17S	Two 17Ah batteries for 24VDC @ 17Ah or two 12Ah batteries for 24VDC @ 12Ah
00513	BH-3B17P	Three 17Ah batteries for 12VDC @ 51Ah or three 12Ah batteries for 12VDC @ 36Ah
00514	BH-4B17P	Four 17Ah batteries for 12VDC @ 68Ah or four 12Ah batteries for 12VDC @ 48Ah
00515	BH-4B17SP	Four 17Ah batteries for 24VDC @ 34Ah or four 12Ah batteries for 24VDC @ 24Ah
00517	BH-2B7S-48	Two 4Ah batteries for 24 VDC @ 4Ah or two 7Ah batteries for 24VDC @ 7Ah, 48" long
00526	BH-2B17S-15	Two 17Ah batteries for 24VDC @ 17Ah or two 12Ah batteries for 24VDC @ 12Ah, 15" long

BATTERY CABINETS



- Expand battery capacity of any system
- Cabinets with batteries supplied with harness
- Key lockable

Order #	Model #	Output Voltage	Ah Capacity	Size (inches) H x W x D	Notes
00322	BC-01V			8 x 7 x 3	Vented
00323	BC-02V			12 x 12 x 4	Vented
00313	BC-02-12-2B7	12	14	12 x 12 x 4	Vented, Battery Harness, 2 Batteries
00314	BC-02-24-2B7	24	7	12 x 12 x 4	Vented, Battery Harness, 2 Batteries
00303	BC-03			11 x 15 x 4	Vented
00304	BC-03-12-2B17	12	34	11 x 15 x 4	Vented, Battery Harness, 2 Batteries
00305	BC-03-24-2B17	24	17	11 x 15 x 4	Vented, Battery Harness, 2 Batteries
00315	BC-03-R			11 x 15 x 4	Vented, Red Cabinet
00306	BC-04			15 x 18 x 4	Vented
00307	BC-04-12-2B17	12	34	15 x 18 x 4	Vented, Battery Harness, 2 Batteries
00308	BC-04-24-2B17	24	17	15 x 18 x 4	Vented, Battery Harness, 2 Batteries
00309	BC-05			15 x 18 x 4	Vented, Shelf
00310	BC-05-12-3B17	12	51	15 x 18 x 4	Vented, Shelf, Bat Harness, 3 Batteries
00311	BC-05-12-4B17	12	68	15 x 18 x 4	Vented, Shelf, Bat Harness, 4 Batteries
00312	BC-05-24-4B17	24	34	15 x 18 x 4	Vented, Shelf, Bat Harness, 4 Batteries
00319	BC-09			20 x 24 x 5	Vented, removable cover
00325	BC-100*			12 x 16 x 7	Vented, Shelf, Tamper Switch*

*See sheet 52-344 for more info



BATTERIES



- System backup power
- Rechargeable, lead-acid, gel type

Order #	Description	Voltage	Amphour	Length (in)	Width (in)	Height (in)	Weight (lb.)
00401	12V 4AH	12 VDC	4AH	3.54	2.76	4.13	3.8
00402	12V 7AH	12 VDC	7AH	5.95	2.56	3.86	5.7
00403	12V 17AH	12 VDC	17/18AH	7.13	2.99	6.57	12.8
00410	12V 12AH	12 VDC	12AH	5.95	4.0	3.86	9.2

BATTERY HARNESSSES



- Provide essential wiring for high current transfer

Order #	Model #	Connects
00503	BH-3B4P	Three 4Ah batteries for 12VDC @ 12Ah
00504	BH-4B4P	Four 4Ah batteries for 12VDC @ 16Ah
00505	BH-5B4P	Five 4Ah batteries for 12VDC @ 20Ah
00507	BH-4B4SP	Four 4Ah batteries for 24VDC @ 8Ah
00508	BH-1B7	One 4Ah battery for 12VDC @ 4Ah or one 7Ah battery for 12VDC @ 7Ah
00509	BH-2B7P	Two 4Ah batteries for 12VDC @ 8Ah or two 7Ah batteries for 12VDC @ 14Ah
00510	BH-2B7S	Two 4Ah batteries for 24VDC @ 4Ah or two 7Ah batteries for 24VDC @ 7Ah
00516	BH-1B17	One 17Ah battery for 12VDC @ 17Ah or one 12Ah battery for 12VDC @ 12Ah
00511	BH-2B17P	Two 17Ah batteries for 12VDC @ 34Ah or two 12Ah batteries for 12VDC @ 24Ah
00512	BH-2B17S	Two 17Ah batteries for 24VDC @ 17Ah or two 12Ah batteries for 24VDC @ 12Ah
00513	BH-3B17P	Three 17Ah batteries for 12VDC @ 51Ah or three 12Ah batteries for 12VDC @ 36Ah
00514	BH-4B17P	Four 17Ah batteries for 12VDC @ 68Ah or four 12Ah batteries for 12VDC @ 48Ah
00515	BH-4B17SP	Four 17Ah batteries for 24VDC @ 34Ah or four 12Ah batteries for 24VDC @ 24Ah
00517	BH-2B7S-48	Two 4Ah batteries for 24 VDC @ 4Ah or two 7Ah batteries for 24VDC @ 7Ah, 48" long
00526	BH-2B17S-15	Two 17Ah batteries for 24VDC @ 17Ah or two 12Ah batteries for 24VDC @ 12Ah, 15" long

BATTERY CABINETS



- Expand battery capacity of any system
- Cabinets with batteries supplied with harness
- Key lockable

Order #	Model #	Output Voltage	Ah Capacity	Size (inches) H x W x D	Notes
00322	BC-01V			8 x 7 x 3	Vented
00323	BC-02V			12 x 12 x 4	Vented
00313	BC-02-12-2B7	12	14	12 x 12 x 4	Vented, Battery Harness, 2 Batteries
00314	BC-02-24-2B7	24	7	12 x 12 x 4	Vented, Battery Harness, 2 Batteries
00303	BC-03			11 x 15 x 4	Vented
00304	BC-03-12-2B17	12	34	11 x 15 x 4	Vented, Battery Harness, 2 Batteries
00305	BC-03-24-2B17	24	17	11 x 15 x 4	Vented, Battery Harness, 2 Batteries
00315	BC-03-R			11 x 15 x 4	Vented, Red Cabinet
00306	BC-04			15 x 18 x 4	Vented
00307	BC-04-12-2B17	12	34	15 x 18 x 4	Vented, Battery Harness, 2 Batteries
00308	BC-04-24-2B17	24	17	15 x 18 x 4	Vented, Battery Harness, 2 Batteries
00309	BC-05			15 x 18 x 4	Vented, Shelf
00310	BC-05-12-3B17	12	51	15 x 18 x 4	Vented, Shelf, Bat Harness, 3 Batteries
00311	BC-05-12-4B17	12	68	15 x 18 x 4	Vented, Shelf, Bat Harness, 4 Batteries
00312	BC-05-24-4B17	24	34	15 x 18 x 4	Vented, Shelf, Bat Harness, 4 Batteries
00319	BC-09			20 x 24 x 5	Vented, removable cover
00325	BC-100*			12 x 16 x 7	Vented, Shelf, Tamper Switch*

*See sheet 52-344 for more info



ALARM SAF

BN10-002-PD8-UL 12/24 VDC, 10 Amp, 8 output Fire/Access Power Management System



BEACONPOWER
INTEGRATING FIRE AND ACCESS

12/24 VDC, 10 Amp regulated power supply designed to manage power in access control and fire systems for full integration of life-safety building systems.

Unique and versatile, this off-line switching power supply features supervised outputs, broad fault detection and reporting, FACP egress control, interface to FACP addressable modules, battery presence supervision and continuous monitoring of internal system and battery charging operations. The system also provides 8 individually PTC power limited outputs.

Applications include Fire Alarm Interface (FAI) for emergency egress, elevator recall and alarm monitoring, power for access control systems, FACP, auxiliary devices and door electronics and mag lock control.

UL Listed to the latest releases of UL 1481, UL 294. Optional system accessory modules available.

AGENCY LISTINGS

- UL1481 Release Date 04/09/1999
- UL294 Release Date 03/09/2004

CODE COMPLIANCE

- NFPA 72
- NFPA 731
- CSFM
- NY MEA
- NEC Article 725, Class 2 Power Limiting
- FCC Part 15, subpart B, class A

GENERAL SYSTEM FEATURES

- 12/24 VDC, user selectable
- Multiple power supply outputs individually fused and supervised
- 8 Class 2 power limited power distribution outputs
- High surge current capability
- Continuous monitoring of:
 - Internal System Operation
 - Battery Charging System
- Short circuit protection
- Thermal protection
- Dual rate controlled current battery charging
- Solid state battery transfer
- Visual fault & status indication
- Relay fault output
- Reverse polarity protection
- Minimal current draw in standby mode
- Surge current available for initial activation of:
 - Magnetic locks
 - Smoke dampers
 - Door holders
- Battery presence supervision or optional battery presence disconnect
- Zero voltage drop on battery transfer
- Instant switch over to battery standby
- Interface to FACP addressable modules through either:
 - Voltage output
 - Relay output
 - Open collector output
- Limited lifetime warranty

POWER DISTRIBUTION FEATURES:

- 8 Class 2, Power limited outputs, PTC protected
- Visual Status Indication

INSTALLATION / SERVICE FEATURES:

- Removable terminal strips
- Connector for primary AC input allows for safe disconnect
- Automotive Blade Fuses for improved reliability
- Tamper switch included
- Small cabinet for reduced wall space
- Lightweight



BN10-002-PD8-UL 12/24 VDC, 10 Amp, 8 output Fire/Access Power Management System

BEACONPOWER
INTEGRATING FIRE AND ACCESS

POWER SUPPLY SPECIFICATIONS

Input specifications:

- Input voltage: 120 VAC or 230 VAC
- Input current: 2.75A
- Input voltage frequency: 60 Hz

Output specifications:

- Output voltage: 12 or 24 VDC, user selectable
- Output current rating: 20 A @ 12 VDC or 10 A @ 24 VDC
- Ripple: < 1 % RMS
- Current draw in standby mode: < 60 mA
- Electronically regulated and filtered output

Output Configurations:

- 1 constant DC output
- 1 FACP controlled output; energized on FAI
- 1 FACP controlled output; de-energized on FAI

Fire Alarm Interface (FAI) Requirements:

- Trip voltage range: 9 to 33 VDC
- Current draw from FACP: 4 to 15 mA

Temperature Ratings:

- Operating temperature: 0 C° to 49 C°
- Humidity: 93% @ 32 C°, indoor, dry
- BTU/hr: 157

Battery Back-up Specifications:

- Battery charge chemistry: sealed lead acid rechargeable
- Maximum battery charge capacity: 36 Ah

Fault Detection; Relay Contact Output:

- Low/No AC
- High/Low DC
- Blown fuse
- Battery presence

Visual Indicators:

- System trouble: Yellow LED
- AC power: Green LED
- AC trouble: Yellow LED
- Constant DC output OK: Green LED
- FACP controlled output OK: Green LED
- FAI activated: Red LED
- Reversed battery: Yellow LED

POWER DISTRIBUTION SPECIFICATIONS

- 8 Class 2 power limited power distribution outputs
- Output current: power limited @ 1.5 A per output, PTC protected

MECHANICAL SPECIFICATIONS

BN10-002-PD8-UL:

- Vented cabinet: 12" L x 12" W x 4" D, 10 lbs

BN10-003-PD8-UL:

- Vented cabinet: 11" L x 15" W x 4" D, 15 lbs
- Battery space: two 7 Ah or two 12 Ah batteries

APPLICATIONS

Fire System Applications:

- Fire alarm interface for emergency exit
- Smoke detectors (re-settable)
- Door holders
- Auxiliary equipment
- Elevator recall
- Smoke dampers
- Mass Notification Systems

Access Control Applications

- Access control system power
- Fire alarm interface for emergency exit
- Door strikes
- Mag locks
- Card readers
- Proximity readers

ORDER NUMBER	MODEL NUMBER	DESCRIPTION
10054	BN10-002-PD8-UL	12/24 VDC 10 A power supply 8 power limited outputs Key lockable cabinet
10055	BN10-003-PD8-UL	12/24 VDC 10 A power supply 8 power limited outputs Large key lockable cabinet
10034	BN10-000-UL	12/24 VDC 10 A power supply replacement board
10041	PD8-UL	8 power limited output power distribution replacement module



ALARM SAF

65A Industrial Way, Wilmington, MA 01887-3499, USA, Voice:978-658-6717, Fax:978-658-8638 www.alarmsaf.com



ALARM SAF

BN10-002-PD8F-UL 12/24 VDC, 10 Amp, 8 output Fire/Access Power Management System



BEACONPOWER
INTEGRATING FIRE AND ACCESS

12/24 VDC, 10 Amp regulated power supply designed to manage power in access control and fire systems for full integration of life-safety building systems.

Unique and versatile, this off-line switching power supply features supervised outputs, broad fault detection and reporting, FACP egress control, interface to FACP addressable modules, battery presence supervision and continuous monitoring of internal system and battery charging operations. The system also provides 8 individually fuse protected outputs.

Applications include Fire Alarm Interface (FAI) for emergency egress, elevator recall and alarm monitoring, power for access control systems, FACP, auxiliary devices and door electronics and mag lock control.

UL Listed to the latest releases of UL 1481, UL 294. Optional system accessory modules available.

AGENCY LISTINGS

- UL1481 Release Date 04/09/1999
- UL294 Release Date 03/09/2004

CODE COMPLIANCE

- NFPA 72
- NFPA 731
- CSFM
- NY MEA
- FCC Part 15, subpart B, class A

GENERAL SYSTEM FEATURES

- 12/24 VDC, user selectable
- Multiple power supply outputs individually fused and supervised
- 8 individually Fuse protected power distribution outputs
- High surge current capability
- Continuous monitoring of:
 - Internal System Operation
 - Battery Charging System
- Short circuit protection
- Thermal protection
- Dual rate controlled current battery charging
- Solid state battery transfer
- Visual fault & status indication
- Relay fault output
- Reverse polarity protection
- Minimal current draw in standby mode
- Surge current available for initial activation of:
 - Magnetic locks
 - Smoke dampers
 - Door holders
- Battery presence supervision or optional battery presence disconnect
- Zero voltage drop on battery transfer
- Instant switch over to battery standby
- Interface to FACP addressable modules through either:
 - Voltage output
 - Relay output
 - Open collector output
- Limited lifetime warranty

POWER DISTRIBUTION FEATURES:

- 8 Individually fuse protected outputs
- Visual Status Indication

INSTALLATION / SERVICE FEATURES:

- Removable terminal strips
- Connector for primary AC input allows for safe disconnect
- Automotive Blade Fuses for improved reliability
- Tamper switch included
- Small cabinet for reduced wall space
- Lightweight



BN10-002-PD8F-UL 12/24 VDC, 10 Amp, 8 output Fire/Access Power Management System

BEACONPOWER
INTEGRATING FIRE AND ACCESS

POWER SUPPLY SPECIFICATIONS

Input specifications:

- Input voltage: 120 VAC or 230 VAC
- Input current: 2.75A
- Input voltage frequency: 60 Hz

Output specifications:

- Output voltage: 12 or 24 VDC, user selectable
- Output current rating: 20 A @ 12 VDC or 10 A @ 24 VDC
- Ripple: < 1 % RMS
- Current draw in stand2by mode: < 60 mA
- Electronically regulated and filtered output

Output Configurations:

- 1 constant DC output
- 1 FACP controlled output; energized on FAI
- 1 FACP controlled output; de-energized on FAI

Fire Alarm Interface (FAI) Requirements:

- Trip voltage range: 9 to 33 VDC
- Current draw from FACP: 4 to 15 mA

Temperature Ratings:

- Operating temperature: 0 C° to 49 C°
- Humidity: 93% @ 32 C°, indoor, dry
- BTU/hr: 157

Battery Back-up Specifications:

- Battery charge chemistry: sealed lead acid rechargeable
- Maximum battery charge capacity: 36 Ah

Fault Detection; Relay Contact Output:

- Low/No AC
- High/Low DC
- Blown fuse
- Battery presence

Visual Indicators:

- System trouble: Yellow LED
- AC power: Green LED
- AC trouble: Yellow LED
- Constant DC output OK: Green LED
- FACP controlled output OK: Green LED
- FAI activated: Red LED
- Reversed battery: Yellow LED

POWER DISTRIBUTION SPECIFICATIONS

- 8 individually fused outputs
- Output current: 3 A per output, fuse protected

MECHANICAL SPECIFICATIONS

BN10-002-PD8F-UL:

- Vented cabinet: 12" L x 12" W x 4" D, 10 lbs

BN10-003-PD8F-UL:

- Vented cabinet: 11" L x 15" W x 4" D, 15 lbs
- Battery space: two 7 Ah or two 12 Ah batteries

BN10-004-PD8F-UL:

- Vented cabinet: 15" L x 18" W x 4" D, 21 lbs
- Battery space: two 7 Ah, two 12 Ah or two 17 Ah batteries

APPLICATIONS

Fire System Applications:

- Fire alarm interface for emergency exit
- Smoke detectors (re-settable)
- Door holders
- Auxiliary equipment
- Elevator recall
- Smoke dampers
- Mass Notification Systems

Access Control Applications

- Access control system power
- Fire alarm interface for emergency exit
- Door strikes
- Mag locks
- Card readers
- Proximity readers

ORDER NUMBER	MODEL NUMBER	DESCRIPTION
10053	BN10-002-PD8F-UL	12/24 VDC 10 A power supply 8 Fused outputs Key lockable cabinet
10056	BN10-003-PD8F-UL	12/24 VDC 10 A power supply 8 Fused outputs Large key lockable cabinet
10079	BN10-004-P8F-UL	12/24 VDC 10 A power supply 8 Fused outputs Extra large key lockable cabinet
10034	BN10-000-UL	12/24 VDC 10 A power supply replacement board
10042	PD8F-UL	8 fused output power distribution replacement module



ALARM SAF

65A Industrial Way, Wilmington, MA 01887-3499, USA, Voice:978-658-6717, Fax:978-658-8638 www.alarmsaf.com



ALARM SAF

BN10-002-UL 12/24 VDC, 10 Amp Fire/Access Power Management System



BEACONPOWER
INTEGRATING FIRE AND ACCESS

12/24 VDC, 10 Amp regulated power supply designed to manage power in access control and fire systems for full integration of life-safety building systems.

Unique and versatile, this off-line switching power supply features supervised outputs, broad fault detection and reporting, FACP egress control, interface to FACP addressable modules, battery presence supervision and continuous monitoring of internal system and battery charging operations.

Applications include Fire Alarm Interface (FAI) for emergency egress, elevator recall and alarm monitoring, power for access control systems, FACP, auxiliary devices and door electronics and mag lock control.

UL Listed to the latest releases of UL 1481, UL 294. Optional system accessory modules available.

AGENCY LISTINGS

- UL1481 Release Date 04/09/1999
- UL294 Release Date 03/09/2004

CODE COMPLIANCE

- NFPA 72
- NFPA 731
- CSFM
- NY MEA
- FCC Part 15, subpart B, class A

GENERAL SYSTEM FEATURES

- 12/24 VDC, user selectable
- Multiple power supply outputs individually fused and supervised
- High surge current capability
- Continuous monitoring of:
 - Internal System Operation
 - Battery Charging System
- Short circuit protection
- Thermal protection
- Dual rate controlled current battery charging
- Solid state battery transfer
- Visual fault & status indication
- Relay fault output
- Reverse polarity protection
- Minimal current draw in standby mode
- Surge current available for initial activation of:
 - Magnetic locks
 - Smoke dampers
 - Door holders
- Zero voltage drop on battery transfer
- Instant switch over to battery standby
- Interface to FACP addressable modules through either:
 - Voltage output
 - Relay output
 - Open collector output
- Battery presence supervision or optional battery presence disconnect
- Limited lifetime warranty

INSTALLATION / SERVICE FEATURES:

- Removable terminal strips
- Connector for primary AC input allows for safe disconnect
- Automotive Blade Fuses for improved reliability
- Tamper switch included
- Small cabinet for reduced wall space
- Lightweight



BN10-002-UL 12/24 VDC, 10 Amp Fire/Access Power Management System

BEACONPOWER
INTEGRATING FIRE AND ACCESS

POWER SUPPLY SPECIFICATIONS

Input specifications:

- Input voltage: 120 VAC or 230 VAC
- Input current: 2.75A
- Input voltage frequency: 60 Hz

Output specifications:

- Output voltage: 12 or 24 VDC, user selectable
- Output current rating: 20 A @ 12 VDC or 10 A @ 24 VDC
- Ripple: < 1 % RMS
- Current draw in standby mode: < 60 mA
- Electronically regulated and filtered output

Output Configurations:

- 1 constant DC output
- 1 FACP controlled output; energized on FAI
- 1 FACP controlled output; de-energized on FAI

Fire Alarm Interface (FAI) Requirements:

- Trip voltage range: 9 to 33 VDC
- Current draw from FACP: 4 to 15 mA

Temperature Ratings:

- Operating temperature: 0 C° to 49 C°
- Humidity: 93% @ 32 C°, indoor, dry
- BTU/hr: 157

Battery Back-up Specifications:

- Battery charge chemistry: sealed lead acid rechargeable
- Maximum battery charge capacity: 36 Ah

Fault Detection; Relay Contact Output:

- Low/No AC
- High/Low DC
- Blown fuse
- Battery presence

Visual Indicators:

- System trouble: Yellow LED
- AC power: Green LED
- AC trouble: Yellow LED
- Constant DC output OK: Green LED
- FACP controlled output OK: Green LED
- FAI activated: Red LED
- Reversed battery: Yellow LED

MECHANICAL SPECIFICATIONS

BN10-002-UL:

- Vented cabinet: 12"L x 12"W x 4"D, 10 lbs

BN10-003-UL:

- Vented cabinet: 11"L x 15"W x 4"D, 15 lbs
- Battery space: two 7 Ah or two 12 Ah batteries

BN10-004-UL:

- Vented cabinet: 15"L x 18"W x 4"D, 21 lbs
- Battery space: two 7 Ah, two 12 Ah or two 17 Ah batteries

APPLICATIONS

Fire System Applications:

- Fire alarm interface for emergency exit
- Smoke detectors (re-settable)
- Door holders
- Auxiliary equipment
- Elevator recall
- Smoke dampers
- Mass Notification Systems

Access Control Applications

- Access control system power
- Fire alarm interface for emergency exit
- Door strikes
- Mag locks
- Card readers
- Proximity readers

ORDER NUMBER	MODEL NUMBER	DESCRIPTION
ORDER INFO		
10035	BN10-002-UL	12/24 VDC, 10 A power supply Key lockable cabinet
10036	BN10-003-UL	12/24 VDC, 10 A power supply Large key lockable cabinet
10076	BN10-004-UL	12/24 VDC, 10 A power supply Extra large key lockable cabinet
10034	BN10-000-UL	12/24 VDC, 10 A power supply replacement board
SYSTEM ACCESSORY MODULES		
10041	PD8	8 PTC outputs, power distribution board
10042	PD8F	8 fused outputs, power distribution board
10067	MB8	8 PTC outputs, Multi-Buss, power distribution board
10068	MB8F	8 fused outputs, Multi-Buss, power distribution board
10069	CMB8	4 relay controlled and 4 selectable PTC outputs, Multi-Buss power distribution board
10070	CMB8F	4 relay controlled and 4 selectable fused outputs, Multi-Buss power distribution board
10066	SPS4	Secondary power source module



ALARM SAF

65A Industrial Way, Wilmington, MA 01887-3499, USA, Voice:978-658-6717, Fax:978-658-8638 www.alarmsaf.com



ALARM SAF

BN10-003-APD8-UL 12/24 VDC, 10 Amp, 8 or 16 Output Fire/Access Power Management System



BEACONPOWER
INTEGRATING FIRE AND ACCESS

12/24 VDC, 10 Amp regulated power supply with advanced power distribution module designed to manage power in access control and fire systems for full integration of life-safety building systems.

Unique and versatile, this off-line switching power supply features supervised outputs, broad fault detection and reporting, FACP egress control, interface to FACP addressable modules, battery presence supervision and continuous monitoring of internal system and battery charging operations. The system also provides 8 or 16 relay controlled, individually PTC power limited and programmable outputs.

Applications include Fire Alarm Interface (FAI) for emergency egress, elevator recall and alarm monitoring, power for access control systems, FACP, auxiliary devices and door electronics and mag lock control.

UL Listed to the latest releases of UL 1481, UL 294. Optional system accessory modules available.

AGENCY LISTINGS

- UL1481 Release Date 04/09/1999
- UL294 Release Date 03/09/2004

CODE COMPLIANCE

- NFPA 72
- NFPA 731
- CSFM
- NY MEA
- NEC Article 725, Class 2 Power Limiting
- FCC Part 15, subpart B, class A

GENERAL SYSTEM FEATURES

- 12/24 VDC, user selectable
- Multiple power supply outputs individually fused and supervised
- 8 or 16 individually programmable power distribution outputs, Class 2 power limited
- High surge current capability
- Continuous monitoring of:
 - Internal System Operation
 - Battery Charging System
- Short circuit protection
- Thermal protection
- Dual rate controlled current battery charging
- Solid state battery transfer
- Visual fault & status indication
- Relay fault output
- Reverse polarity protection
- Minimal current draw in standby mode
- Surge current available for initial activation of:
 - Magnetic locks
 - Smoke dampers
 - Door holders
- Battery presence supervision or optional battery presence disconnect
- Zero voltage drop on battery transfer
- Instant switch over to battery standby
- Interface to FACP addressable modules through either:
 - Voltage output
 - Relay output
 - Open collector output
- Limited lifetime warranty

POWER DISTRIBUTION FEATURES

- 8 or 16 Class 2, Power limited outputs, PTC protected
 - Independently programmable
 - Relay Controlled
- Latching or non-Latching Fire Alarm Interface (FAI)
- Visual Status Indication

INSTALLATION / SERVICE FEATURES:

- Removable terminal strips
- Connector for primary AC input allows for safe disconnect
- Tamper switch included

BN10-003-APD8-UL 12/24 VDC, 10 Amp, 8 or 16 Output Fire/Access Power Management System



BEACONPOWER
INTEGRATING FIRE AND ACCESS

POWER SUPPLY SPECIFICATIONS

Input specifications:

- Input voltage: 120 VAC or 230 VAC
- Input current: 2.75 A maximum
- Input voltage frequency: 60 Hz

Output specifications:

- Output voltage: 12 or 24 VDC, user selectable
- Output current rating: 20 A @ 12 VDC or 10 A @ 24 VDC
- Ripple: < 1 % RMS
- Current draw in standby mode: < 60 mA
- Electronically regulated and filtered output

Output Configurations:

- 1 constant DC output
- 1 FACP controlled output; energized on FAI
- 1 FACP controlled output; de-energized on FAI

Fire Alarm Interface (FAI) Requirements:

- Trip voltage range: 9 to 33 VDC
- Current draw from FACP: 4 to 15 mA

Temperature Ratings:

- Operating temperature: 0 C° to 49 C°
- Humidity: 93% @ 32 C°, indoor, dry
- BTU/hr: 157

Battery Back-up Specifications:

- Battery charge chemistry: sealed lead acid rechargeable
- Maximum battery charge capacity: 36 Ah

Fault Detection; Relay Contact Output:

- Low/No AC
- High/Low DC
- Blown fuse
- Battery presence

Visual Indicators:

- System trouble: Yellow LED
- AC power: Green LED
- AC trouble: Yellow LED
- Constant DC output OK: Green LED
- FACP controlled output OK: Green LED
- FAI activated: Red LED
- Reversed battery: Yellow LED

POWER DISTRIBUTION SPECIFICATIONS

- 8 or 16 outputs, individually programmable for:
 - Fail Safe
 - Fail Secure
 - Form "C" Relay Contact
 - Constant Voltage for Auxiliary devices
 - Fire Alarm Interface (FAI)
- 8 or 16 inputs, individually programmable for:
 - Negative or Open Collector Trip
 - Positive Trip
 - Isolated Trip
- Lock Output Current: Power Limited @ 2.5 A per output, PTC protected
- Lock Input trip current: .03 A per input
- Lock Relay contacts rated @ 28 VDC, 12 A

Visual status indicators:

- Input Activation: Red LED per input
- Control Voltage Presence: Green LED
- Fire Alarm Interface (FAI) status: Green LED

MECHANICAL SPECIFICATIONS

BN10-003-APD8-UL:

- Vented cabinet: 11" L x 15" W x 4" D, 15 lbs

BN10-004-APD8-UL:

- Vented cabinet: 15" L x 18" W x 4" D, 25 lbs

BN10-004-APD16-UL:

- Vented cabinet: 15" L x 18" W x 4" D, 25 lbs

APPLICATIONS

Fire System Applications:

- Fire alarm interface for emergency exit
- Smoke detectors (re-settable)
- Door holders
- Auxiliary equipment
- Elevator recall
- Smoke dampers
- Mass Notification Systems

Access Control Applications

- Access control system power
- Fire alarm interface for emergency exit
- Door strikes
- Mag locks
- Card readers
- Proximity readers

ORDER NUMBER	MODEL NUMBER	DESCRIPTION
10039	BN10-003-APD8-UL	12/24 VDC 10 A power supply 8 power limited outputs key lockable cabinet
10061	BN10-004-APD8-UL	12/24 VDC 10 A power supply 8 power limited outputs large key lockable cabinet
10037	BN10-004-APD16-UL	12/24 VDC 10 A power supply 16 power limited outputs large key lockable cabinet
10034	BN10-000-UL	12/24 VDC 10 A power supply replacement board
02827	APD8-BD	8 power limited outputs advanced power distribution replacement board




ALARM SAF

65A Industrial Way, Wilmington, MA 01887-3499, USA, Voice:978-658-6717, Fax:978-658-8638 www.alarmsaf.com



ALARM SAF

BN10-003-APD8F-UL 12/24 VDC, 10 Amp, 8 or 16 Output Fire/Access Power Management System



BEACONPOWER
INTEGRATING FIRE AND ACCESS

12/24 VDC, 10 Amp regulated power supply with advanced power distribution modules designed to manage power in access control and fire systems for full integration of life-safety building systems.

Unique and versatile, this off-line switching power supply features supervised outputs, broad fault detection and reporting, FACP egress control, interface to FACP addressable modules, battery presence supervision and continuous monitoring of internal system and battery charging operations. The system also provides 8 or 16 relay controlled, individually programmable, fuse protected outputs.

Applications include Fire Alarm Interface (FAI) for emergency egress, elevator recall and alarm monitoring, power for access control systems, FACP, auxiliary devices and door electronics and mag lock control.

UL Listed to the latest releases of UL 1481, UL 294. Optional system accessory modules available.

AGENCY LISTINGS

- UL1481 Release Date 04/09/1999
- UL294 Release Date 03/09/2004

CODE COMPLIANCE

- NFPA 72
- NFPA 731
- CSFM
- NY MEA
- FCC Part 15, subpart B, class A

GENERAL SYSTEM FEATURES

- 12/24 VDC, user selectable
- Multiple power supply outputs individually fused and supervised
- 8 or 16 individually programmable power distribution outputs, fuse protected
- High surge current capability
- Continuous monitoring of:
 - Internal System Operation
 - Battery Charging System
- Short circuit protection
- Thermal protection
- Dual rate controlled current battery charging
- Solid state battery transfer
- Visual fault & status indication
- Relay fault output
- Reverse polarity protection
- Minimal current draw in standby mode
- Surge current available for initial activation of:
 - Magnetic locks
 - Smoke dampers
 - Door holders
- Battery presence supervision or optional battery presence disconnect
- Zero voltage drop on battery transfer
- Instant switch over to battery standby
- Interface to FACP addressable modules through either:
 - Voltage output
 - Relay output
 - Open collector output
- Limited lifetime warranty

POWER DISTRIBUTION FEATURES

- 8 or 16 Individually fuse protected advanced outputs
 - Independently programmable
 - Relay Controlled
- Latching or non-Latching Fire Alarm Interface (FAI)
- Visual Status Indication

INSTALLATION / SERVICE FEATURES:

- Removable terminal strips
- Connector for primary AC input allows for safe disconnect
- Automotive Blade Fuses for improved reliability
- Tamper switch included

BN10-003-APD8F-UL 12/24 VDC, 10 Amp, 8 or 16 Output Fire/Access Power Management System



BEACONPOWER
INTEGRATING FIRE AND ACCESS

POWER SUPPLY SPECIFICATIONS

Input specifications:

- Input voltage: 120 VAC or 230 VAC
- Input current: 2.75 A maximum
- Input voltage frequency: 60 Hz

Output specifications:

- Output voltage: 12 or 24 VDC, user selectable
- Output current rating: 20 A @ 12 VDC or 10 A @ 24 VDC
- Ripple: < 1 % RMS
- Current draw in standby mode: < 60 mA
- Electronically regulated and filtered output

Output Configurations:

- 1 constant DC output
- 1 FACP controlled output; energized on FAI
- 1 FACP controlled output; de-energized on FAI

Fire Alarm Interface (FAI) Requirements:

- Trip voltage range: 9 to 33 VDC
- Current draw from FACP: 4 to 15 mA

Temperature Ratings:

- Operating temperature: 0 C° to 49 C°
- Humidity: 93% @ 32 C°, indoor, dry
- BTU/hr: 157

Battery Back-up Specifications:

- Battery charge chemistry: sealed lead acid rechargeable
- Maximum battery charge capacity: 36 Ah

Fault Detection; Relay Contact Output:

- Low/No AC
- High/Low DC
- Blown fuse
- Battery presence

Visual Indicators:

- System trouble: Yellow LED
- AC power: Green LED
- AC trouble: Yellow LED
- Constant DC output OK: Green LED
- FACP controlled output OK: Green LED
- FAI activated: Red LED
- Reversed battery: Yellow LED

POWER DISTRIBUTION SPECIFICATIONS

- 8 or 16 outputs, individually programmable for:
 - Fail Safe
 - Fail Secure
 - Form "C" Relay Contact
 - Constant Voltage for Auxiliary devices
 - Fire Alarm Interface (FAI)
- 8 or 16 inputs, individually programmable for:
 - Negative or Open Collector Trip
 - Positive Trip
 - Isolated Trip
- Lock Output Current: 3 A per output, fuse protected
- Lock Input trip current: .03 A per input
- Lock Relay contacts rated @ 28 VDC, 12 A

Visual status indicators:

- Input Activation: Red LED per input
- Control Voltage Presence: Green LED
- Fire Alarm Interface (FAI) status: Green LED

MECHANICAL SPECIFICATIONS

BN10-003-APD8F-UL:

- Vented cabinet: 11" L x 15" W x 4" D, 15 lbs

BN10-004-APD16F-UL:

- Vented cabinet: 15" L x 18" W x 4" D, 25 lbs

APPLICATIONS

Fire System Applications:

- Fire alarm interface for emergency exit
- Smoke detectors (re-settable)
- Door holders
- Auxiliary equipment
- Elevator recall
- Smoke dampers
- Mass Notification Systems

Access Control Applications

- Access control system power
- Fire alarm interface for emergency exit
- Door strikes
- Mag locks
- Card readers
- Proximity readers

ORDER NUMBER	MODEL NUMBER	DESCRIPTION
10040	BN10-003-APD8F-UL	12/24 VDC 10 A power supply 8 fused outputs key lockable cabinet
10038	BN10-004-APD16F-UL	12/24 VDC 10 A power supply 16 fused outputs large key lockable cabinet
10034	BN10-000-UL	12/24 VDC 10 A power supply replacement board
02828	APD8F-BD	8 fused outputs advanced power distribution replacement board



ALARM SAF

65A Industrial Way, Wilmington, MA 01887-3499, USA, Voice:978-658-6717, Fax:978-658-8638 www.alarmsaf.com



ALARM SAF

BN10-002-PD8-UL 12/24 VDC, 10 Amp, 8 output Fire/Access Power Management System



BEACONPOWER
INTEGRATING FIRE AND ACCESS

12/24 VDC, 10 Amp regulated power supply designed to manage power in access control and fire systems for full integration of life-safety building systems.

Unique and versatile, this off-line switching power supply features supervised outputs, broad fault detection and reporting, FACP egress control, interface to FACP addressable modules, battery presence supervision and continuous monitoring of internal system and battery charging operations. The system also provides 8 individually PTC power limited outputs.

Applications include Fire Alarm Interface (FAI) for emergency egress, elevator recall and alarm monitoring, power for access control systems, FACP, auxiliary devices and door electronics and mag lock control.

UL Listed to the latest releases of UL 1481, UL 294. Optional system accessory modules available.

AGENCY LISTINGS

- UL1481 Release Date 04/09/1999
- UL294 Release Date 03/09/2004

CODE COMPLIANCE

- NFPA 72
- NFPA 731
- CSFM
- NY MEA
- NEC Article 725, Class 2 Power Limiting
- FCC Part 15, subpart B, class A

GENERAL SYSTEM FEATURES

- 12/24 VDC, user selectable
- Multiple power supply outputs individually fused and supervised
- 8 Class 2 power limited power distribution outputs
- High surge current capability
- Continuous monitoring of:
 - Internal System Operation
 - Battery Charging System
- Short circuit protection
- Thermal protection
- Dual rate controlled current battery charging
- Solid state battery transfer
- Visual fault & status indication
- Relay fault output
- Reverse polarity protection
- Minimal current draw in standby mode
- Surge current available for initial activation of:
 - Magnetic locks
 - Smoke dampers
 - Door holders
- Battery presence supervision or optional battery presence disconnect
- Zero voltage drop on battery transfer
- Instant switch over to battery standby
- Interface to FACP addressable modules through either:
 - Voltage output
 - Relay output
 - Open collector output
- Limited lifetime warranty

POWER DISTRIBUTION FEATURES:

- 8 Class 2, Power limited outputs, PTC protected
- Visual Status Indication

INSTALLATION / SERVICE FEATURES:

- Removable terminal strips
- Connector for primary AC input allows for safe disconnect
- Automotive Blade Fuses for improved reliability
- Tamper switch included
- Small cabinet for reduced wall space
- Lightweight



BN10-002-PD8-UL 12/24 VDC, 10 Amp, 8 output Fire/Access Power Management System

BEACONPOWER
INTEGRATING FIRE AND ACCESS

POWER SUPPLY SPECIFICATIONS

Input specifications:

- Input voltage: 120 VAC or 230 VAC
- Input current: 2.75A
- Input voltage frequency: 60 Hz

Output specifications:

- Output voltage: 12 or 24 VDC, user selectable
- Output current rating: 20 A @ 12 VDC or 10 A @ 24 VDC
- Ripple: < 1 % RMS
- Current draw in standby mode: < 60 mA
- Electronically regulated and filtered output

Output Configurations:

- 1 constant DC output
- 1 FACP controlled output; energized on FAI
- 1 FACP controlled output; de-energized on FAI

Fire Alarm Interface (FAI) Requirements:

- Trip voltage range: 9 to 33 VDC
- Current draw from FACP: 4 to 15 mA

Temperature Ratings:

- Operating temperature: 0 C° to 49 C°
- Humidity: 93% @ 32 C°, indoor, dry
- BTU/hr: 157

Battery Back-up Specifications:

- Battery charge chemistry: sealed lead acid rechargeable
- Maximum battery charge capacity: 36 Ah

Fault Detection; Relay Contact Output:

- Low/No AC
- High/Low DC
- Blown fuse
- Battery presence

Visual Indicators:

- System trouble: Yellow LED
- AC power: Green LED
- AC trouble: Yellow LED
- Constant DC output OK: Green LED
- FACP controlled output OK: Green LED
- FAI activated: Red LED
- Reversed battery: Yellow LED

POWER DISTRIBUTION SPECIFICATIONS

- 8 Class 2 power limited power distribution outputs
- Output current: power limited @ 1.5 A per output, PTC protected

MECHANICAL SPECIFICATIONS

BN10-002-PD8-UL:

- Vented cabinet: 12" L x 12" W x 4" D, 10 lbs

BN10-003-PD8-UL:

- Vented cabinet: 11" L x 15" W x 4" D, 15 lbs
- Battery space: two 7 Ah or two 12 Ah batteries

APPLICATIONS

Fire System Applications:

- Fire alarm interface for emergency exit
- Smoke detectors (re-settable)
- Door holders
- Auxiliary equipment
- Elevator recall
- Smoke dampers
- Mass Notification Systems

Access Control Applications

- Access control system power
- Fire alarm interface for emergency exit
- Door strikes
- Mag locks
- Card readers
- Proximity readers

ORDER NUMBER	MODEL NUMBER	DESCRIPTION
10054	BN10-002-PD8-UL	12/24 VDC 10 A power supply 8 power limited outputs Key lockable cabinet
10055	BN10-003-PD8-UL	12/24 VDC 10 A power supply 8 power limited outputs Large key lockable cabinet
10034	BN10-000-UL	12/24 VDC 10 A power supply replacement board
10041	PD8-UL	8 power limited output power distribution replacement module



ALARM SAF

65A Industrial Way, Wilmington, MA 01887-3499, USA, Voice:978-658-6717, Fax:978-658-8638 www.alarmsaf.com



ALARM SAF

BN10-002-PD8F-UL 12/24 VDC, 10 Amp, 8 output Fire/Access Power Management System



BEACONPOWER
INTEGRATING FIRE AND ACCESS

12/24 VDC, 10 Amp regulated power supply designed to manage power in access control and fire systems for full integration of life-safety building systems.

Unique and versatile, this off-line switching power supply features supervised outputs, broad fault detection and reporting, FACP egress control, interface to FACP addressable modules, battery presence supervision and continuous monitoring of internal system and battery charging operations. The system also provides 8 individually fuse protected outputs.

Applications include Fire Alarm Interface (FAI) for emergency egress, elevator recall and alarm monitoring, power for access control systems, FACP, auxiliary devices and door electronics and mag lock control.

UL Listed to the latest releases of UL 1481, UL 294. Optional system accessory modules available.

AGENCY LISTINGS

- UL1481 Release Date 04/09/1999
- UL294 Release Date 03/09/2004

CODE COMPLIANCE

- NFPA 72
- NFPA 731
- CSFM
- NY MEA
- FCC Part 15, subpart B, class A

GENERAL SYSTEM FEATURES

- 12/24 VDC, user selectable
- Multiple power supply outputs individually fused and supervised
- 8 individually Fuse protected power distribution outputs
- High surge current capability
- Continuous monitoring of:
 - Internal System Operation
 - Battery Charging System
- Short circuit protection
- Thermal protection
- Dual rate controlled current battery charging
- Solid state battery transfer
- Visual fault & status indication
- Relay fault output
- Reverse polarity protection
- Minimal current draw in standby mode
- Surge current available for initial activation of:
 - Magnetic locks
 - Smoke dampers
 - Door holders
- Battery presence supervision or optional battery presence disconnect
- Zero voltage drop on battery transfer
- Instant switch over to battery standby
- Interface to FACP addressable modules through either:
 - Voltage output
 - Relay output
 - Open collector output
- Limited lifetime warranty

POWER DISTRIBUTION FEATURES:

- 8 Individually fuse protected outputs
- Visual Status Indication

INSTALLATION / SERVICE FEATURES:

- Removable terminal strips
- Connector for primary AC input allows for safe disconnect
- Automotive Blade Fuses for improved reliability
- Tamper switch included
- Small cabinet for reduced wall space
- Lightweight



BN10-002-PD8F-UL 12/24 VDC, 10 Amp, 8 output Fire/Access Power Management System

BEACONPOWER
INTEGRATING FIRE AND ACCESS

POWER SUPPLY SPECIFICATIONS

Input specifications:

- Input voltage: 120 VAC or 230 VAC
- Input current: 2.75A
- Input voltage frequency: 60 Hz

Output specifications:

- Output voltage: 12 or 24 VDC, user selectable
- Output current rating: 20 A @ 12 VDC or 10 A @ 24 VDC
- Ripple: < 1 % RMS
- Current draw in stand2by mode: < 60 mA
- Electronically regulated and filtered output

Output Configurations:

- 1 constant DC output
- 1 FACP controlled output; energized on FAI
- 1 FACP controlled output; de-energized on FAI

Fire Alarm Interface (FAI) Requirements:

- Trip voltage range: 9 to 33 VDC
- Current draw from FACP: 4 to 15 mA

Temperature Ratings:

- Operating temperature: 0 C° to 49 C°
- Humidity: 93% @ 32 C°, indoor, dry
- BTU/hr: 157

Battery Back-up Specifications:

- Battery charge chemistry: sealed lead acid rechargeable
- Maximum battery charge capacity: 36 Ah

Fault Detection; Relay Contact Output:

- Low/No AC
- High/Low DC
- Blown fuse
- Battery presence

Visual Indicators:

- System trouble: Yellow LED
- AC power: Green LED
- AC trouble: Yellow LED
- Constant DC output OK: Green LED
- FACP controlled output OK: Green LED
- FAI activated: Red LED
- Reversed battery: Yellow LED

POWER DISTRIBUTION SPECIFICATIONS

- 8 individually fused outputs
- Output current: 3 A per output, fuse protected

MECHANICAL SPECIFICATIONS

BN10-002-PD8F-UL:

- Vented cabinet: 12" L x 12" W x 4" D, 10 lbs

BN10-003-PD8F-UL:

- Vented cabinet: 11" L x 15" W x 4" D, 15 lbs
- Battery space: two 7 Ah or two 12 Ah batteries

BN10-004-PD8F-UL:

- Vented cabinet: 15" L x 18" W x 4" D, 21 lbs
- Battery space: two 7 Ah, two 12 Ah or two 17 Ah batteries

APPLICATIONS

Fire System Applications:

- Fire alarm interface for emergency exit
- Smoke detectors (re-settable)
- Door holders
- Auxiliary equipment
- Elevator recall
- Smoke dampers
- Mass Notification Systems

Access Control Applications

- Access control system power
- Fire alarm interface for emergency exit
- Door strikes
- Mag locks
- Card readers
- Proximity readers

ORDER NUMBER	MODEL NUMBER	DESCRIPTION
10053	BN10-002-PD8F-UL	12/24 VDC 10 A power supply 8 Fused outputs Key lockable cabinet
10056	BN10-003-PD8F-UL	12/24 VDC 10 A power supply 8 Fused outputs Large key lockable cabinet
10079	BN10-004-P8F-UL	12/24 VDC 10 A power supply 8 Fused outputs Extra large key lockable cabinet
10034	BN10-000-UL	12/24 VDC 10 A power supply replacement board
10042	PD8F-UL	8 fused output power distribution replacement module



ALARM SAF

65A Industrial Way, Wilmington, MA 01887-3499, USA, Voice:978-658-6717, Fax:978-658-8638 www.alarmsaf.com



ALARM SAF

BN10-002-UL 12/24 VDC, 10 Amp Fire/Access Power Management System



BEACONPOWER
INTEGRATING FIRE AND ACCESS

12/24 VDC, 10 Amp regulated power supply designed to manage power in access control and fire systems for full integration of life-safety building systems.

Unique and versatile, this off-line switching power supply features supervised outputs, broad fault detection and reporting, FACP egress control, interface to FACP addressable modules, battery presence supervision and continuous monitoring of internal system and battery charging operations.

Applications include Fire Alarm Interface (FAI) for emergency egress, elevator recall and alarm monitoring, power for access control systems, FACP, auxiliary devices and door electronics and mag lock control.

UL Listed to the latest releases of UL 1481, UL 294. Optional system accessory modules available.

AGENCY LISTINGS

- UL1481 Release Date 04/09/1999
- UL294 Release Date 03/09/2004

CODE COMPLIANCE

- NFPA 72
- NFPA 731
- CSFM
- NY MEA
- FCC Part 15, subpart B, class A

GENERAL SYSTEM FEATURES

- 12/24 VDC, user selectable
- Multiple power supply outputs individually fused and supervised
- High surge current capability
- Continuous monitoring of:
 - Internal System Operation
 - Battery Charging System
- Short circuit protection
- Thermal protection
- Dual rate controlled current battery charging
- Solid state battery transfer
- Visual fault & status indication
- Relay fault output
- Reverse polarity protection
- Minimal current draw in standby mode
- Surge current available for initial activation of:
 - Magnetic locks
 - Smoke dampers
 - Door holders
- Zero voltage drop on battery transfer
- Instant switch over to battery standby
- Interface to FACP addressable modules through either:
 - Voltage output
 - Relay output
 - Open collector output
- Battery presence supervision or optional battery presence disconnect
- Limited lifetime warranty

INSTALLATION / SERVICE FEATURES:

- Removable terminal strips
- Connector for primary AC input allows for safe disconnect
- Automotive Blade Fuses for improved reliability
- Tamper switch included
- Small cabinet for reduced wall space
- Lightweight



BN10-002-UL 12/24 VDC, 10 Amp Fire/Access Power Management System

BEACONPOWER
INTEGRATING FIRE AND ACCESS

POWER SUPPLY SPECIFICATIONS

Input specifications:

- Input voltage: 120 VAC or 230 VAC
- Input current: 2.75A
- Input voltage frequency: 60 Hz

Output specifications:

- Output voltage: 12 or 24 VDC, user selectable
- Output current rating: 20 A @ 12 VDC or 10 A @ 24 VDC
- Ripple: < 1 % RMS
- Current draw in standby mode: < 60 mA
- Electronically regulated and filtered output

Output Configurations:

- 1 constant DC output
- 1 FACP controlled output; energized on FAI
- 1 FACP controlled output; de-energized on FAI

Fire Alarm Interface (FAI) Requirements:

- Trip voltage range: 9 to 33 VDC
- Current draw from FACP: 4 to 15 mA

Temperature Ratings:

- Operating temperature: 0 C° to 49 C°
- Humidity: 93% @ 32 C°, indoor, dry
- BTU/hr: 157

Battery Back-up Specifications:

- Battery charge chemistry: sealed lead acid rechargeable
- Maximum battery charge capacity: 36 Ah

Fault Detection; Relay Contact Output:

- Low/No AC
- High/Low DC
- Blown fuse
- Battery presence

Visual Indicators:

- System trouble: Yellow LED
- AC power: Green LED
- AC trouble: Yellow LED
- Constant DC output OK: Green LED
- FACP controlled output OK: Green LED
- FAI activated: Red LED
- Reversed battery: Yellow LED

MECHANICAL SPECIFICATIONS

BN10-002-UL:

- Vented cabinet: 12"L x 12"W x 4"D, 10 lbs

BN10-003-UL:

- Vented cabinet: 11"L x 15"W x 4"D, 15 lbs
- Battery space: two 7 Ah or two 12 Ah batteries

BN10-004-UL:

- Vented cabinet: 15"L x 18"W x 4"D, 21 lbs
- Battery space: two 7 Ah, two 12 Ah or two 17 Ah batteries

APPLICATIONS

Fire System Applications:

- Fire alarm interface for emergency exit
- Smoke detectors (re-settable)
- Door holders
- Auxiliary equipment
- Elevator recall
- Smoke dampers
- Mass Notification Systems

Access Control Applications

- Access control system power
- Fire alarm interface for emergency exit
- Door strikes
- Mag locks
- Card readers
- Proximity readers

ORDER NUMBER	MODEL NUMBER	DESCRIPTION
ORDER INFO		
10035	BN10-002-UL	12/24 VDC, 10 A power supply Key lockable cabinet
10036	BN10-003-UL	12/24 VDC, 10 A power supply Large key lockable cabinet
10076	BN10-004-UL	12/24 VDC, 10 A power supply Extra large key lockable cabinet
10034	BN10-000-UL	12/24 VDC, 10 A power supply replacement board
SYSTEM ACCESSORY MODULES		
10041	PD8	8 PTC outputs, power distribution board
10042	PD8F	8 fused outputs, power distribution board
10067	MB8	8 PTC outputs, Multi-Buss, power distribution board
10068	MB8F	8 fused outputs, Multi-Buss, power distribution board
10069	CMB8	4 relay controlled and 4 selectable PTC outputs, Multi-Buss power distribution board
10070	CMB8F	4 relay controlled and 4 selectable fused outputs, Multi-Buss power distribution board
10066	SPS4	Secondary power source module




ALARM SAF

65A Industrial Way, Wilmington, MA 01887-3499, USA, Voice:978-658-6717, Fax:978-658-8638 www.alarmsaf.com



ALARM SAF

BN10-003-APD8-UL 12/24 VDC, 10 Amp, 8 or 16 Output Fire/Access Power Management System



BEACONPOWER
INTEGRATING FIRE AND ACCESS

12/24 VDC, 10 Amp regulated power supply with advanced power distribution module designed to manage power in access control and fire systems for full integration of life-safety building systems.

Unique and versatile, this off-line switching power supply features supervised outputs, broad fault detection and reporting, FACP egress control, interface to FACP addressable modules, battery presence supervision and continuous monitoring of internal system and battery charging operations. The system also provides 8 or 16 relay controlled, individually PTC power limited and programmable outputs.

Applications include Fire Alarm Interface (FAI) for emergency egress, elevator recall and alarm monitoring, power for access control systems, FACP, auxiliary devices and door electronics and mag lock control.

UL Listed to the latest releases of UL 1481, UL 294. Optional system accessory modules available.

AGENCY LISTINGS

- UL1481 Release Date 04/09/1999
- UL294 Release Date 03/09/2004

CODE COMPLIANCE

- NFPA 72
- NFPA 731
- CSFM
- NY MEA
- NEC Article 725, Class 2 Power Limiting
- FCC Part 15, subpart B, class A

GENERAL SYSTEM FEATURES

- 12/24 VDC, user selectable
- Multiple power supply outputs individually fused and supervised
- 8 or 16 individually programmable power distribution outputs, Class 2 power limited
- High surge current capability
- Continuous monitoring of:
 - Internal System Operation
 - Battery Charging System
- Short circuit protection
- Thermal protection
- Dual rate controlled current battery charging
- Solid state battery transfer
- Visual fault & status indication
- Relay fault output
- Reverse polarity protection
- Minimal current draw in standby mode
- Surge current available for initial activation of:
 - Magnetic locks
 - Smoke dampers
 - Door holders
- Battery presence supervision or optional battery presence disconnect
- Zero voltage drop on battery transfer
- Instant switch over to battery standby
- Interface to FACP addressable modules through either:
 - Voltage output
 - Relay output
 - Open collector output
- Limited lifetime warranty

POWER DISTRIBUTION FEATURES

- 8 or 16 Class 2, Power limited outputs, PTC protected
 - Independently programmable
 - Relay Controlled
- Latching or non-Latching Fire Alarm Interface (FAI)
- Visual Status Indication

INSTALLATION / SERVICE FEATURES:

- Removable terminal strips
- Connector for primary AC input allows for safe disconnect
- Tamper switch included

BN10-003-APD8-UL 12/24 VDC, 10 Amp, 8 or 16 Output Fire/Access Power Management System



BEACONPOWER
INTEGRATING FIRE AND ACCESS

POWER SUPPLY SPECIFICATIONS

Input specifications:

- Input voltage: 120 VAC or 230 VAC
- Input current: 2.75 A maximum
- Input voltage frequency: 60 Hz

Output specifications:

- Output voltage: 12 or 24 VDC, user selectable
- Output current rating: 20 A @ 12 VDC or 10 A @ 24 VDC
- Ripple: < 1 % RMS
- Current draw in standby mode: < 60 mA
- Electronically regulated and filtered output

Output Configurations:

- 1 constant DC output
- 1 FACP controlled output; energized on FAI
- 1 FACP controlled output; de-energized on FAI

Fire Alarm Interface (FAI) Requirements:

- Trip voltage range: 9 to 33 VDC
- Current draw from FACP: 4 to 15 mA

Temperature Ratings:

- Operating temperature: 0 C° to 49 C°
- Humidity: 93% @ 32 C°, indoor, dry
- BTU/hr: 157

Battery Back-up Specifications:

- Battery charge chemistry: sealed lead acid rechargeable
- Maximum battery charge capacity: 36 Ah

Fault Detection; Relay Contact Output:

- Low/No AC
- High/Low DC
- Blown fuse
- Battery presence

Visual Indicators:

- System trouble: Yellow LED
- AC power: Green LED
- AC trouble: Yellow LED
- Constant DC output OK: Green LED
- FACP controlled output OK: Green LED
- FAI activated: Red LED
- Reversed battery: Yellow LED

POWER DISTRIBUTION SPECIFICATIONS

- 8 or 16 outputs, individually programmable for:
 - Fail Safe
 - Fail Secure
 - Form "C" Relay Contact
 - Constant Voltage for Auxiliary devices
 - Fire Alarm Interface (FAI)
- 8 or 16 inputs, individually programmable for:
 - Negative or Open Collector Trip
 - Positive Trip
 - Isolated Trip
- Lock Output Current: Power Limited @ 2.5 A per output, PTC protected
- Lock Input trip current: .03 A per input
- Lock Relay contacts rated @ 28 VDC, 12 A

Visual status indicators:

- Input Activation: Red LED per input
- Control Voltage Presence: Green LED
- Fire Alarm Interface (FAI) status: Green LED

MECHANICAL SPECIFICATIONS

BN10-003-APD8-UL:

- Vented cabinet: 11" L x 15" W x 4" D, 15 lbs

BN10-004-APD8-UL:

- Vented cabinet: 15" L x 18" W x 4" D, 25 lbs

BN10-004-APD16-UL:

- Vented cabinet: 15" L x 18" W x 4" D, 25 lbs

APPLICATIONS

Fire System Applications:

- Fire alarm interface for emergency exit
- Smoke detectors (re-settable)
- Door holders
- Auxiliary equipment
- Elevator recall
- Smoke dampers
- Mass Notification Systems

Access Control Applications

- Access control system power
- Fire alarm interface for emergency exit
- Door strikes
- Mag locks
- Card readers
- Proximity readers

ORDER NUMBER	MODEL NUMBER	DESCRIPTION
10039	BN10-003-APD8-UL	12/24 VDC 10 A power supply 8 power limited outputs key lockable cabinet
10061	BN10-004-APD8-UL	12/24 VDC 10 A power supply 8 power limited outputs large key lockable cabinet
10037	BN10-004-APD16-UL	12/24 VDC 10 A power supply 16 power limited outputs large key lockable cabinet
10034	BN10-000-UL	12/24 VDC 10 A power supply replacement board
02827	APD8-BD	8 power limited outputs advanced power distribution replacement board




ALARM SAF

65A Industrial Way, Wilmington, MA 01887-3499, USA, Voice:978-658-6717, Fax:978-658-8638 www.alarmsaf.com



ALARM SAF

BN10-003-APD8F-UL 12/24 VDC, 10 Amp, 8 or 16 Output Fire/Access Power Management System



BEACONPOWER
INTEGRATING FIRE AND ACCESS

12/24 VDC, 10 Amp regulated power supply with advanced power distribution modules designed to manage power in access control and fire systems for full integration of life-safety building systems.

Unique and versatile, this off-line switching power supply features supervised outputs, broad fault detection and reporting, FACP egress control, interface to FACP addressable modules, battery presence supervision and continuous monitoring of internal system and battery charging operations. The system also provides 8 or 16 relay controlled, individually programmable, fuse protected outputs.

Applications include Fire Alarm Interface (FAI) for emergency egress, elevator recall and alarm monitoring, power for access control systems, FACP, auxiliary devices and door electronics and mag lock control.

UL Listed to the latest releases of UL 1481, UL 294. Optional system accessory modules available.

AGENCY LISTINGS

- UL1481 Release Date 04/09/1999
- UL294 Release Date 03/09/2004

CODE COMPLIANCE

- NFPA 72
- NFPA 731
- CSFM
- NY MEA
- FCC Part 15, subpart B, class A

GENERAL SYSTEM FEATURES

- 12/24 VDC, user selectable
- Multiple power supply outputs individually fused and supervised
- 8 or 16 individually programmable power distribution outputs, fuse protected
- High surge current capability
- Continuous monitoring of:
 - Internal System Operation
 - Battery Charging System
- Short circuit protection
- Thermal protection
- Dual rate controlled current battery charging
- Solid state battery transfer
- Visual fault & status indication
- Relay fault output
- Reverse polarity protection
- Minimal current draw in standby mode
- Surge current available for initial activation of:
 - Magnetic locks
 - Smoke dampers
 - Door holders
- Battery presence supervision or optional battery presence disconnect
- Zero voltage drop on battery transfer
- Instant switch over to battery standby
- Interface to FACP addressable modules through either:
 - Voltage output
 - Relay output
 - Open collector output
- Limited lifetime warranty

POWER DISTRIBUTION FEATURES

- 8 or 16 Individually fuse protected advanced outputs
 - Independently programmable
 - Relay Controlled
- Latching or non-Latching Fire Alarm Interface (FAI)
- Visual Status Indication

INSTALLATION / SERVICE FEATURES:

- Removable terminal strips
- Connector for primary AC input allows for safe disconnect
- Automotive Blade Fuses for improved reliability
- Tamper switch included

BN10-003-APD8F-UL 12/24 VDC, 10 Amp, 8 or 16 Output Fire/Access Power Management System



BEACONPOWER
INTEGRATING FIRE AND ACCESS

POWER SUPPLY SPECIFICATIONS

Input specifications:

- Input voltage: 120 VAC or 230 VAC
- Input current: 2.75 A maximum
- Input voltage frequency: 60 Hz

Output specifications:

- Output voltage: 12 or 24 VDC, user selectable
- Output current rating: 20 A @ 12 VDC or 10 A @ 24 VDC
- Ripple: < 1 % RMS
- Current draw in standby mode: < 60 mA
- Electronically regulated and filtered output

Output Configurations:

- 1 constant DC output
- 1 FACP controlled output; energized on FAI
- 1 FACP controlled output; de-energized on FAI

Fire Alarm Interface (FAI) Requirements:

- Trip voltage range: 9 to 33 VDC
- Current draw from FACP: 4 to 15 mA

Temperature Ratings:

- Operating temperature: 0 C° to 49 C°
- Humidity: 93% @ 32 C°, indoor, dry
- BTU/hr: 157

Battery Back-up Specifications:

- Battery charge chemistry: sealed lead acid rechargeable
- Maximum battery charge capacity: 36 Ah

Fault Detection; Relay Contact Output:

- Low/No AC
- High/Low DC
- Blown fuse
- Battery presence

Visual Indicators:

- System trouble: Yellow LED
- AC power: Green LED
- AC trouble: Yellow LED
- Constant DC output OK: Green LED
- FACP controlled output OK: Green LED
- FAI activated: Red LED
- Reversed battery: Yellow LED

POWER DISTRIBUTION SPECIFICATIONS

- 8 or 16 outputs, individually programmable for:
 - Fail Safe
 - Fail Secure
 - Form "C" Relay Contact
 - Constant Voltage for Auxiliary devices
 - Fire Alarm Interface (FAI)
- 8 or 16 inputs, individually programmable for:
 - Negative or Open Collector Trip
 - Positive Trip
 - Isolated Trip
- Lock Output Current: 3 A per output, fuse protected
- Lock Input trip current: .03 A per input
- Lock Relay contacts rated @ 28 VDC, 12 A

Visual status indicators:

- Input Activation: Red LED per input
- Control Voltage Presence: Green LED
- Fire Alarm Interface (FAI) status: Green LED

MECHANICAL SPECIFICATIONS

BN10-003-APD8F-UL:

- Vented cabinet: 11" L x 15" W x 4" D, 15 lbs

BN10-004-APD16F-UL:

- Vented cabinet: 15" L x 18" W x 4" D, 25 lbs

APPLICATIONS

Fire System Applications:

- Fire alarm interface for emergency exit
- Smoke detectors (re-settable)
- Door holders
- Auxiliary equipment
- Elevator recall
- Smoke dampers
- Mass Notification Systems

Access Control Applications

- Access control system power
- Fire alarm interface for emergency exit
- Door strikes
- Mag locks
- Card readers
- Proximity readers

ORDER NUMBER	MODEL NUMBER	DESCRIPTION
10040	BN10-003-APD8F-UL	12/24 VDC 10 A power supply 8 fused outputs key lockable cabinet
10038	BN10-004-APD16F-UL	12/24 VDC 10 A power supply 16 fused outputs large key lockable cabinet
10034	BN10-000-UL	12/24 VDC 10 A power supply replacement board
02828	APD8F-BD	8 fused outputs advanced power distribution replacement board



ALARM SAF

65A Industrial Way, Wilmington, MA 01887-3499, USA, Voice:978-658-6717, Fax:978-658-8638 www.alarmsaf.com



ALARM SAF

BN10-003-APD8-UL 12/24 VDC, 10 Amp, 8 or 16 Output Fire/Access Power Management System



BEACONPOWER
INTEGRATING FIRE AND ACCESS

12/24 VDC, 10 Amp regulated power supply with advanced power distribution module designed to manage power in access control and fire systems for full integration of life-safety building systems.

Unique and versatile, this off-line switching power supply features supervised outputs, broad fault detection and reporting, FACP egress control, interface to FACP addressable modules, battery presence supervision and continuous monitoring of internal system and battery charging operations. The system also provides 8 or 16 relay controlled, individually PTC power limited and programmable outputs.

Applications include Fire Alarm Interface (FAI) for emergency egress, elevator recall and alarm monitoring, power for access control systems, FACP, auxiliary devices and door electronics and mag lock control.

UL Listed to the latest releases of UL 1481, UL 294. Optional system accessory modules available.

AGENCY LISTINGS

- UL1481 Release Date 04/09/1999
- UL294 Release Date 03/09/2004

CODE COMPLIANCE

- NFPA 72
- NFPA 731
- CSFM
- NY MEA
- NEC Article 725, Class 2 Power Limiting
- FCC Part 15, subpart B, class A

GENERAL SYSTEM FEATURES

- 12/24 VDC, user selectable
- Multiple power supply outputs individually fused and supervised
- 8 or 16 individually programmable power distribution outputs, Class 2 power limited
- High surge current capability
- Continuous monitoring of:
 - Internal System Operation
 - Battery Charging System
- Short circuit protection
- Thermal protection
- Dual rate controlled current battery charging
- Solid state battery transfer
- Visual fault & status indication
- Relay fault output
- Reverse polarity protection
- Minimal current draw in standby mode
- Surge current available for initial activation of:
 - Magnetic locks
 - Smoke dampers
 - Door holders
- Battery presence supervision or optional battery presence disconnect
- Zero voltage drop on battery transfer
- Instant switch over to battery standby
- Interface to FACP addressable modules through either:
 - Voltage output
 - Relay output
 - Open collector output
- Limited lifetime warranty

POWER DISTRIBUTION FEATURES

- 8 or 16 Class 2, Power limited outputs, PTC protected
 - Independently programmable
 - Relay Controlled
- Latching or non-Latching Fire Alarm Interface (FAI)
- Visual Status Indication

INSTALLATION / SERVICE FEATURES:

- Removable terminal strips
- Connector for primary AC input allows for safe disconnect
- Tamper switch included

BN10-003-APD8-UL 12/24 VDC, 10 Amp, 8 or 16 Output Fire/Access Power Management System



BEACONPOWER
INTEGRATING FIRE AND ACCESS

POWER SUPPLY SPECIFICATIONS

Input specifications:

- Input voltage: 120 VAC or 230 VAC
- Input current: 2.75 A maximum
- Input voltage frequency: 60 Hz

Output specifications:

- Output voltage: 12 or 24 VDC, user selectable
- Output current rating: 20 A @ 12 VDC or 10 A @ 24 VDC
- Ripple: < 1 % RMS
- Current draw in standby mode: < 60 mA
- Electronically regulated and filtered output

Output Configurations:

- 1 constant DC output
- 1 FACP controlled output; energized on FAI
- 1 FACP controlled output; de-energized on FAI

Fire Alarm Interface (FAI) Requirements:

- Trip voltage range: 9 to 33 VDC
- Current draw from FACP: 4 to 15 mA

Temperature Ratings:

- Operating temperature: 0 C° to 49 C°
- Humidity: 93% @ 32 C°, indoor, dry
- BTU/hr: 157

Battery Back-up Specifications:

- Battery charge chemistry: sealed lead acid rechargeable
- Maximum battery charge capacity: 36 Ah

Fault Detection; Relay Contact Output:

- Low/No AC
- High/Low DC
- Blown fuse
- Battery presence

Visual Indicators:

- System trouble: Yellow LED
- AC power: Green LED
- AC trouble: Yellow LED
- Constant DC output OK: Green LED
- FACP controlled output OK: Green LED
- FAI activated: Red LED
- Reversed battery: Yellow LED

POWER DISTRIBUTION SPECIFICATIONS

- 8 or 16 outputs, individually programmable for:
 - Fail Safe
 - Fail Secure
 - Form "C" Relay Contact
 - Constant Voltage for Auxiliary devices
 - Fire Alarm Interface (FAI)
- 8 or 16 inputs, individually programmable for:
 - Negative or Open Collector Trip
 - Positive Trip
 - Isolated Trip
- Lock Output Current: Power Limited @ 2.5 A per output, PTC protected
- Lock Input trip current: .03 A per input
- Lock Relay contacts rated @ 28 VDC, 12 A

Visual status indicators:

- Input Activation: Red LED per input
- Control Voltage Presence: Green LED
- Fire Alarm Interface (FAI) status: Green LED

MECHANICAL SPECIFICATIONS

BN10-003-APD8-UL:

- Vented cabinet: 11" L x 15" W x 4" D, 15 lbs

BN10-004-APD8-UL:

- Vented cabinet: 15" L x 18" W x 4" D, 25 lbs

BN10-004-APD16-UL:

- Vented cabinet: 15" L x 18" W x 4" D, 25 lbs

APPLICATIONS

Fire System Applications:

- Fire alarm interface for emergency exit
- Smoke detectors (re-settable)
- Door holders
- Auxiliary equipment
- Elevator recall
- Smoke dampers
- Mass Notification Systems

Access Control Applications

- Access control system power
- Fire alarm interface for emergency exit
- Door strikes
- Mag locks
- Card readers
- Proximity readers

ORDER NUMBER	MODEL NUMBER	DESCRIPTION
10039	BN10-003-APD8-UL	12/24 VDC 10 A power supply 8 power limited outputs key lockable cabinet
10061	BN10-004-APD8-UL	12/24 VDC 10 A power supply 8 power limited outputs large key lockable cabinet
10037	BN10-004-APD16-UL	12/24 VDC 10 A power supply 16 power limited outputs large key lockable cabinet
10034	BN10-000-UL	12/24 VDC 10 A power supply replacement board
02827	APD8-BD	8 power limited outputs advanced power distribution replacement board



ALARM SAF

65A Industrial Way, Wilmington, MA 01887-3499, USA, Voice:978-658-6717, Fax:978-658-8638 www.alarmsaf.com



ALARM SAF

BN10-002-PD8F-UL 12/24 VDC, 10 Amp, 8 output Fire/Access Power Management System



BEACONPOWER
INTEGRATING FIRE AND ACCESS

12/24 VDC, 10 Amp regulated power supply designed to manage power in access control and fire systems for full integration of life-safety building systems.

Unique and versatile, this off-line switching power supply features supervised outputs, broad fault detection and reporting, FACP egress control, interface to FACP addressable modules, battery presence supervision and continuous monitoring of internal system and battery charging operations. The system also provides 8 individually fuse protected outputs.

Applications include Fire Alarm Interface (FAI) for emergency egress, elevator recall and alarm monitoring, power for access control systems, FACP, auxiliary devices and door electronics and mag lock control.

UL Listed to the latest releases of UL 1481, UL 294. Optional system accessory modules available.

AGENCY LISTINGS

- UL1481 Release Date 04/09/1999
- UL294 Release Date 03/09/2004

CODE COMPLIANCE

- NFPA 72
- NFPA 731
- CSFM
- NY MEA
- FCC Part 15, subpart B, class A

GENERAL SYSTEM FEATURES

- 12/24 VDC, user selectable
- Multiple power supply outputs individually fused and supervised
- 8 individually Fuse protected power distribution outputs
- High surge current capability
- Continuous monitoring of:
 - Internal System Operation
 - Battery Charging System
- Short circuit protection
- Thermal protection
- Dual rate controlled current battery charging
- Solid state battery transfer
- Visual fault & status indication
- Relay fault output
- Reverse polarity protection
- Minimal current draw in standby mode
- Surge current available for initial activation of:
 - Magnetic locks
 - Smoke dampers
 - Door holders
- Battery presence supervision or optional battery presence disconnect
- Zero voltage drop on battery transfer
- Instant switch over to battery standby
- Interface to FACP addressable modules through either:
 - Voltage output
 - Relay output
 - Open collector output
- Limited lifetime warranty

POWER DISTRIBUTION FEATURES:

- 8 Individually fuse protected outputs
- Visual Status Indication

INSTALLATION / SERVICE FEATURES:

- Removable terminal strips
- Connector for primary AC input allows for safe disconnect
- Automotive Blade Fuses for improved reliability
- Tamper switch included
- Small cabinet for reduced wall space
- Lightweight



BN10-002-PD8F-UL 12/24 VDC, 10 Amp, 8 output Fire/Access Power Management System

BEACONPOWER
INTEGRATING FIRE AND ACCESS

POWER SUPPLY SPECIFICATIONS

Input specifications:

- Input voltage: 120 VAC or 230 VAC
- Input current: 2.75A
- Input voltage frequency: 60 Hz

Output specifications:

- Output voltage: 12 or 24 VDC, user selectable
- Output current rating: 20 A @ 12 VDC or 10 A @ 24 VDC
- Ripple: < 1 % RMS
- Current draw in stand2by mode: < 60 mA
- Electronically regulated and filtered output

Output Configurations:

- 1 constant DC output
- 1 FACP controlled output; energized on FAI
- 1 FACP controlled output; de-energized on FAI

Fire Alarm Interface (FAI) Requirements:

- Trip voltage range: 9 to 33 VDC
- Current draw from FACP: 4 to 15 mA

Temperature Ratings:

- Operating temperature: 0 C° to 49 C°
- Humidity: 93% @ 32 C°, indoor, dry
- BTU/hr: 157

Battery Back-up Specifications:

- Battery charge chemistry: sealed lead acid rechargeable
- Maximum battery charge capacity: 36 Ah

Fault Detection; Relay Contact Output:

- Low/No AC
- High/Low DC
- Blown fuse
- Battery presence

Visual Indicators:

- System trouble: Yellow LED
- AC power: Green LED
- AC trouble: Yellow LED
- Constant DC output OK: Green LED
- FACP controlled output OK: Green LED
- FAI activated: Red LED
- Reversed battery: Yellow LED

POWER DISTRIBUTION SPECIFICATIONS

- 8 individually fused outputs
- Output current: 3 A per output, fuse protected

MECHANICAL SPECIFICATIONS

BN10-002-PD8F-UL:

- Vented cabinet: 12" L x 12" W x 4" D, 10 lbs

BN10-003-PD8F-UL:

- Vented cabinet: 11" L x 15" W x 4" D, 15 lbs
- Battery space: two 7 Ah or two 12 Ah batteries

BN10-004-PD8F-UL:

- Vented cabinet: 15" L x 18" W x 4" D, 21 lbs
- Battery space: two 7 Ah, two 12 Ah or two 17 Ah batteries

APPLICATIONS

Fire System Applications:

- Fire alarm interface for emergency exit
- Smoke detectors (re-settable)
- Door holders
- Auxiliary equipment
- Elevator recall
- Smoke dampers
- Mass Notification Systems

Access Control Applications

- Access control system power
- Fire alarm interface for emergency exit
- Door strikes
- Mag locks
- Card readers
- Proximity readers

ORDER NUMBER	MODEL NUMBER	DESCRIPTION
10053	BN10-002-PD8F-UL	12/24 VDC 10 A power supply 8 Fused outputs Key lockable cabinet
10056	BN10-003-PD8F-UL	12/24 VDC 10 A power supply 8 Fused outputs Large key lockable cabinet
10079	BN10-004-P8F-UL	12/24 VDC 10 A power supply 8 Fused outputs Extra large key lockable cabinet
10034	BN10-000-UL	12/24 VDC 10 A power supply replacement board
10042	PD8F-UL	8 fused output power distribution replacement module



ALARM SAF

65A Industrial Way, Wilmington, MA 01887-3499, USA, Voice:978-658-6717, Fax:978-658-8638 www.alarmsaf.com



ALARM SAF

BN10-002-UL 12/24 VDC, 10 Amp Fire/Access Power Management System



BEACONPOWER
INTEGRATING FIRE AND ACCESS

12/24 VDC, 10 Amp regulated power supply designed to manage power in access control and fire systems for full integration of life-safety building systems.

Unique and versatile, this off-line switching power supply features supervised outputs, broad fault detection and reporting, FACP egress control, interface to FACP addressable modules, battery presence supervision and continuous monitoring of internal system and battery charging operations.

Applications include Fire Alarm Interface (FAI) for emergency egress, elevator recall and alarm monitoring, power for access control systems, FACP, auxiliary devices and door electronics and mag lock control.

UL Listed to the latest releases of UL 1481, UL 294. Optional system accessory modules available.

AGENCY LISTINGS

- UL1481 Release Date 04/09/1999
- UL294 Release Date 03/09/2004

CODE COMPLIANCE

- NFPA 72
- NFPA 731
- CSFM
- NY MEA
- FCC Part 15, subpart B, class A

GENERAL SYSTEM FEATURES

- 12/24 VDC, user selectable
- Multiple power supply outputs individually fused and supervised
- High surge current capability
- Continuous monitoring of:
 - Internal System Operation
 - Battery Charging System
- Short circuit protection
- Thermal protection
- Dual rate controlled current battery charging
- Solid state battery transfer
- Visual fault & status indication
- Relay fault output
- Reverse polarity protection
- Minimal current draw in standby mode
- Surge current available for initial activation of:
 - Magnetic locks
 - Smoke dampers
 - Door holders
- Zero voltage drop on battery transfer
- Instant switch over to battery standby
- Interface to FACP addressable modules through either:
 - Voltage output
 - Relay output
 - Open collector output
- Battery presence supervision or optional battery presence disconnect
- Limited lifetime warranty

INSTALLATION / SERVICE FEATURES:

- Removable terminal strips
- Connector for primary AC input allows for safe disconnect
- Automotive Blade Fuses for improved reliability
- Tamper switch included
- Small cabinet for reduced wall space
- Lightweight



BN10-002-UL 12/24 VDC, 10 Amp Fire/Access Power Management System

BEACONPOWER
INTEGRATING FIRE AND ACCESS

POWER SUPPLY SPECIFICATIONS

Input specifications:

- Input voltage: 120 VAC or 230 VAC
- Input current: 2.75A
- Input voltage frequency: 60 Hz

Output specifications:

- Output voltage: 12 or 24 VDC, user selectable
- Output current rating: 20 A @ 12 VDC or 10 A @ 24 VDC
- Ripple: < 1 % RMS
- Current draw in standby mode: < 60 mA
- Electronically regulated and filtered output

Output Configurations:

- 1 constant DC output
- 1 FACP controlled output; energized on FAI
- 1 FACP controlled output; de-energized on FAI

Fire Alarm Interface (FAI) Requirements:

- Trip voltage range: 9 to 33 VDC
- Current draw from FACP: 4 to 15 mA

Temperature Ratings:

- Operating temperature: 0 C° to 49 C°
- Humidity: 93% @ 32 C°, indoor, dry
- BTU/hr: 157

Battery Back-up Specifications:

- Battery charge chemistry: sealed lead acid rechargeable
- Maximum battery charge capacity: 36 Ah

Fault Detection; Relay Contact Output:

- Low/No AC
- High/Low DC
- Blown fuse
- Battery presence

Visual Indicators:

- System trouble: Yellow LED
- AC power: Green LED
- AC trouble: Yellow LED
- Constant DC output OK: Green LED
- FACP controlled output OK: Green LED
- FAI activated: Red LED
- Reversed battery: Yellow LED

MECHANICAL SPECIFICATIONS

BN10-002-UL:

- Vented cabinet: 12"L x 12"W x 4"D, 10 lbs

BN10-003-UL:

- Vented cabinet: 11"L x 15"W x 4"D, 15 lbs
- Battery space: two 7 Ah or two 12 Ah batteries

BN10-004-UL:

- Vented cabinet: 15"L x 18"W x 4"D, 21 lbs
- Battery space: two 7 Ah, two 12 Ah or two 17 Ah batteries

APPLICATIONS

Fire System Applications:

- Fire alarm interface for emergency exit
- Smoke detectors (re-settable)
- Door holders
- Auxiliary equipment
- Elevator recall
- Smoke dampers
- Mass Notification Systems

Access Control Applications

- Access control system power
- Fire alarm interface for emergency exit
- Door strikes
- Mag locks
- Card readers
- Proximity readers

ORDER NUMBER	MODEL NUMBER	DESCRIPTION
ORDER INFO		
10035	BN10-002-UL	12/24 VDC, 10 A power supply Key lockable cabinet
10036	BN10-003-UL	12/24 VDC, 10 A power supply Large key lockable cabinet
10076	BN10-004-UL	12/24 VDC, 10 A power supply Extra large key lockable cabinet
10034	BN10-000-UL	12/24 VDC, 10 A power supply replacement board
SYSTEM ACCESSORY MODULES		
10041	PD8	8 PTC outputs, power distribution board
10042	PD8F	8 fused outputs, power distribution board
10067	MB8	8 PTC outputs, Multi-Buss, power distribution board
10068	MB8F	8 fused outputs, Multi-Buss, power distribution board
10069	CMB8	4 relay controlled and 4 selectable PTC outputs, Multi-Buss power distribution board
10070	CMB8F	4 relay controlled and 4 selectable fused outputs, Multi-Buss power distribution board
10066	SPS4	Secondary power source module




ALARM SAF

65A Industrial Way, Wilmington, MA 01887-3499, USA, Voice:978-658-6717, Fax:978-658-8638 www.alarmsaf.com



ALARM SAF

BN10-004-NAC-UL 12/24 VDC, 10 Amp Fire/Access Power Management System



12/24 VDC, 10 Amp regulated power supply with one or two microprocessor controlled NAC interfaces is designed to manage power in access control and fire system applications for full integration of life-safety building systems.

Unique and versatile, this off-line switching power supply features supervised outputs, broad fault detection and reporting, FACP egress control, interface to FACP addressable modules, battery presence supervision and continuous monitoring of internal system and battery charging operations. The NAC control module(s) supports all ADA requirements, provides two or four outputs for A/V signaling devices and maintains all horn/strobe protocols.

Applications include simultaneous use for egress lock power and fire alarm A/V signaling, Fire Alarm Interface (FAI) for emergency egress, elevator recall and alarm monitoring, power for FACP, A/V signaling and auxiliary devices, door electronics and mag lock control.

AGENCY LISTINGS

- UL/ANSI 864 Release date 9/30/2003 (Ninth Edition)
- ULC-S527-99 Release date 06/1999
- UL 1481 Release date 04/09/1999
- UL 294 Release date 03/09/2004

CODE COMPLIANCE

- NFPA 72
- NFPA 731 (proposed)
- CSFM
- NY MEA
- FCC Part 15, subpart B, class A

GENERAL SYSTEM FEATURES

- 12/24 VDC, user selectable
- Multiple power supply outputs individually fused and supervised
- High surge current capability
- Continuous monitoring of:
 - Internal System Operation
 - Battery Charging System
- Short circuit protection
- Thermal protection
- Dual rate controlled current battery charging
- Solid state battery transfer
- Visual fault & status indication
- Relay fault output
- Reverse polarity protection
- Limited lifetime warranty

FIRE SYSTEM FEATURES

- Multiple power supply outputs individually fused and supervised
- Minimal current draw in standby mode
- Surge current available for initial activation of:
 - Smoke dampers
 - Door holders
- Battery presence supervision
- Zero voltage drop on battery transfer
- Instant switch over to battery standby
- Interface to FACP addressable modules through either:
 - Voltage output
 - Relay output
 - Open collector output

NAC/ADA FEATURES

- 2 or 4 Class A or B signaling outputs
- 2 Class A or B FACP inputs
- Microprocessor controlled
- Solid state output circuits
- Maintains all horn/strobe sync protocols
- Supervised Zone Output wiring via EOL resistor
- Faults transmitted to host panel
- Built-in test switches for troubleshooting by zone
- Ground Fault enable/disable jumper

ACCESS CONTROL FEATURES

- Multiple power supply outputs individually fused and supervised
- Surge current available for initial activation of magnetic locks
- Optional battery presence disconnect

INSTALLATION / SERVICE FEATURES

- Removable terminal strips
- Connector for primary AC input allows for safe disconnect
- Built-in test switches for troubleshooting by zone
- Tamper switch included



BN10-004-NAC-UL 12/24 VDC, 10 Amp Fire/Access Power Management System

BEACONPOWER
INTEGRATING FIRE AND ACCESS

POWER SUPPLY SPECIFICATIONS

Input specifications:

- Input voltage: 120 VAC or 230 VAC
- Input current: 2.75 A maximum
- Input voltage frequency: 60 Hz

Output specifications:

- Output voltage: 12 or 24 VDC, user selectable
- Output current rating: 20 A @ 12 VDC or 10 A @ 24 VDC
- Ripple: < 1 % RMS
- Current draw in standby mode: < 60 mA
- Electronically regulated and filtered output

Output Configurations:

- 1 constant DC output
- 1 FACP controlled output; energized on FAI
- 1 FACP controlled output; de-energized on FAI

Fire Alarm Interface (FAI) Requirements:

- Trip voltage range: 9 to 33 VDC
- Current draw from FACP: 4 to 15 mA

Temperature Ratings:

- Operating temperature: 0 C° to 49 C°
- Humidity: 93% @ 32 C°, indoor, dry
- BTU/hr: 157

Battery Back-up Specifications:

- Battery charge chemistry: sealed lead acid rechargeable
- Maximum battery charge capacity: 36 Ah

Fault Detection; Relay Contact Output:

- Low/No AC
- High/Low DC
- Blown fuse
- Battery presence

Visual Indicators:

- System trouble: Yellow LED
- AC power: Green LED
- AC trouble: Yellow LED
- Constant DC output OK: Green LED
- FACP controlled output OK: Green LED
- FAI activated: Red LED
- Reversed battery: Yellow LED

NAC CONTROL MODULE SPECIFICATIONS

Output Specifications:

- Output voltage: 12 or 24 VDC, set by power supply
- Output current : Class 2 power limited @ 3 A per output

Output Configurations:

- BN10-004-NAC-UL
- 2 Class A (Style Z) or Class B (Style Y) A/V signaling circuits
- BN10-004-NAC2-UL
- 4 Class A (Style Z) or Class B (Style Y) A/V signaling circuits

Input Configurations:

- BN10-004-NAC-UL
- 2 Class A (Style Z) or Class B (Style Y) FACP Inputs
- BN10-004-NAC2-UL
- 4 Class A (style Z) or Class B (style Y) FACP Inputs

Input Requirements:

- 9 to 33 VDC
- 4 to 15 mA

Fault Detection; Relay Contact Output:

- Ground fault
- NAC output circuit fault
- NAC internal fault
- Trouble condition may be transmitted to host panel via input circuit

Visual Indicators:

- Ground fault: Yellow LED
- NAC trouble: Yellow LED

MECHANICAL SPECIFICATIONS

- Red vented cabinet: 15"L x 18"W x 4"D, 25 lbs
- Battery space: two 7 Ah , two 12 Ah or two 18 Ah batteries

APPLICATIONS

Fire System Applications:

- Fire alarm interface for emergency exit
- Smoke detectors (re-settable)
- Door holders
- Auxiliary equipment
- Elevator recall
- Smoke dampers
- Mass Notification Systems

Access Control Applications

- Access control system power
- Fire alarm interface for emergency exit
- Door strikes
- Mag locks
- Card readers
- Proximity readers

Integrated Fire/Access Applications

- Simultaneous power for egress lock control and fire alarm A/V signaling
- Simultaneous power for fire alarm signaling and re-settable four wire smoke detectors
- Simultaneous power for fire alarm signaling and door holder operation

ORDER NUMBER	MODEL NUMBER	DESCRIPTION
10045	BN10-004-NAC-UL	12/24 VDC, 10 A power supply with on-board NAC control module, Red key lockable cabinet
10046	BN10-004-NAC2-UL	12/24 VDC, 10 A power supply with two NAC control modules, Red key lockable cabinet
10034	BN10-000-UL	12/24 VDC, 10 A power supply replacement board
10049	NAC-UL	NAC control module replacement board



ALARM SAF

65A Industrial Way, Wilmington, MA 01887-3499, USA, Voice:978-658-6717, Fax:978-658-8638 www.alarmsaf.com



ALARM SAF

BN10-004-NAC-UL 12/24 VDC, 10 Amp Fire/Access Power Management System



12/24 VDC, 10 Amp regulated power supply with one or two microprocessor controlled NAC interfaces is designed to manage power in access control and fire system applications for full integration of life-safety building systems.

Unique and versatile, this off-line switching power supply features supervised outputs, broad fault detection and reporting, FACP egress control, interface to FACP addressable modules, battery presence supervision and continuous monitoring of internal system and battery charging operations. The NAC control module(s) supports all ADA requirements, provides two or four outputs for A/V signaling devices and maintains all horn/strobe protocols.

Applications include simultaneous use for egress lock power and fire alarm A/V signaling, Fire Alarm Interface (FAI) for emergency egress, elevator recall and alarm monitoring, power for FACP, A/V signaling and auxiliary devices, door electronics and mag lock control.

AGENCY LISTINGS

- UL/ANSI 864 Release date 9/30/2003 (Ninth Edition)
- ULC-S527-99 Release date 06/1999
- UL 1481 Release date 04/09/1999
- UL 294 Release date 03/09/2004

CODE COMPLIANCE

- NFPA 72
- NFPA 731 (proposed)
- CSFM
- NY MEA
- FCC Part 15, subpart B, class A

GENERAL SYSTEM FEATURES

- 12/24 VDC, user selectable
- Multiple power supply outputs individually fused and supervised
- High surge current capability
- Continuous monitoring of:
 - Internal System Operation
 - Battery Charging System
- Short circuit protection
- Thermal protection
- Dual rate controlled current battery charging
- Solid state battery transfer
- Visual fault & status indication
- Relay fault output
- Reverse polarity protection
- Limited lifetime warranty

FIRE SYSTEM FEATURES

- Multiple power supply outputs individually fused and supervised
- Minimal current draw in standby mode
- Surge current available for initial activation of:
 - Smoke dampers
 - Door holders
- Battery presence supervision
- Zero voltage drop on battery transfer
- Instant switch over to battery standby
- Interface to FACP addressable modules through either:
 - Voltage output
 - Relay output
 - Open collector output

NAC/ADA FEATURES

- 2 or 4 Class A or B signaling outputs
- 2 Class A or B FACP inputs
- Microprocessor controlled
- Solid state output circuits
- Maintains all horn/strobe sync protocols
- Supervised Zone Output wiring via EOL resistor
- Faults transmitted to host panel
- Built-in test switches for troubleshooting by zone
- Ground Fault enable/disable jumper

ACCESS CONTROL FEATURES

- Multiple power supply outputs individually fused and supervised
- Surge current available for initial activation of magnetic locks
- Optional battery presence disconnect

INSTALLATION / SERVICE FEATURES

- Removable terminal strips
- Connector for primary AC input allows for safe disconnect
- Built-in test switches for troubleshooting by zone
- Tamper switch included



BN10-004-NAC-UL 12/24 VDC, 10 Amp Fire/Access Power Management System

BEACONPOWER
INTEGRATING FIRE AND ACCESS

POWER SUPPLY SPECIFICATIONS

Input specifications:

- Input voltage: 120 VAC or 230 VAC
- Input current: 2.75 A maximum
- Input voltage frequency: 60 Hz

Output specifications:

- Output voltage: 12 or 24 VDC, user selectable
- Output current rating: 20 A @ 12 VDC or 10 A @ 24 VDC
- Ripple: < 1 % RMS
- Current draw in standby mode: < 60 mA
- Electronically regulated and filtered output

Output Configurations:

- 1 constant DC output
- 1 FACP controlled output; energized on FAI
- 1 FACP controlled output; de-energized on FAI

Fire Alarm Interface (FAI) Requirements:

- Trip voltage range: 9 to 33 VDC
- Current draw from FACP: 4 to 15 mA

Temperature Ratings:

- Operating temperature: 0 C° to 49 C°
- Humidity: 93% @ 32 C°, indoor, dry
- BTU/hr: 157

Battery Back-up Specifications:

- Battery charge chemistry: sealed lead acid rechargeable
- Maximum battery charge capacity: 36 Ah

Fault Detection; Relay Contact Output:

- Low/No AC
- High/Low DC
- Blown fuse
- Battery presence

Visual Indicators:

- System trouble: Yellow LED
- AC power: Green LED
- AC trouble: Yellow LED
- Constant DC output OK: Green LED
- FACP controlled output OK: Green LED
- FAI activated: Red LED
- Reversed battery: Yellow LED

NAC CONTROL MODULE SPECIFICATIONS

Output Specifications:

- Output voltage: 12 or 24 VDC, set by power supply
- Output current : Class 2 power limited @ 3 A per output

Output Configurations:

- BN10-004-NAC-UL
- 2 Class A (Style Z) or Class B (Style Y) A/V signaling circuits
- BN10-004-NAC2-UL
- 4 Class A (Style Z) or Class B (Style Y) A/V signaling circuits

Input Configurations:

- BN10-004-NAC-UL
- 2 Class A (Style Z) or Class B (Style Y) FACP Inputs
- BN10-004-NAC2-UL
- 4 Class A (style Z) or Class B (style Y) FACP Inputs

Input Requirements:

- 9 to 33 VDC
- 4 to 15 mA

Fault Detection; Relay Contact Output:

- Ground fault
- NAC output circuit fault
- NAC internal fault
- Trouble condition may be transmitted to host panel via input circuit

Visual Indicators:

- Ground fault: Yellow LED
- NAC trouble: Yellow LED

MECHANICAL SPECIFICATIONS

- Red vented cabinet: 15"L x 18"W x 4"D, 25 lbs
- Battery space: two 7 Ah , two 12 Ah or two 18 Ah batteries

APPLICATIONS

Fire System Applications:

- Fire alarm interface for emergency exit
- Smoke detectors (re-settable)
- Door holders
- Auxiliary equipment
- Elevator recall
- Smoke dampers
- Mass Notification Systems

Access Control Applications

- Access control system power
- Fire alarm interface for emergency exit
- Door strikes
- Mag locks
- Card readers
- Proximity readers

Integrated Fire/Access Applications

- Simultaneous power for egress lock control and fire alarm A/V signaling
- Simultaneous power for fire alarm signaling and re-settable four wire smoke detectors
- Simultaneous power for fire alarm signaling and door holder operation

ORDER NUMBER	MODEL NUMBER	DESCRIPTION
10045	BN10-004-NAC-UL	12/24 VDC, 10 A power supply with on-board NAC control module, Red key lockable cabinet
10046	BN10-004-NAC2-UL	12/24 VDC, 10 A power supply with two NAC control modules, Red key lockable cabinet
10034	BN10-000-UL	12/24 VDC, 10 A power supply replacement board
10049	NAC-UL	NAC control module replacement board



ALARM SAF

65A Industrial Way, Wilmington, MA 01887-3499, USA, Voice:978-658-6717, Fax:978-658-8638 www.alarmsaf.com



ALARM SAF

BN1010-004-PD16-UL 12/24 VDC, 10/10 Amp, 16 output Dual Fire/Access Power Management System



Dual 12/24 VDC, 10/10 Amp regulated power supply with advanced power distribution modules designed to manage power in large access control and fire systems for full integration of life-safety building systems.

Unique and versatile, this system provides 2 independent, 12/24 VDC, regulated off-line switching power supplies; both 10 Amp. Both feature supervised outputs, broad fault detection and reporting, FACP egress control, interface to FACP addressable modules, battery presence supervision and continuous monitoring of internal system and battery charging operations. The system also provides 16 individually PTC power limited outputs.

Applications include Fire Alarm Interface (FAI) for emergency egress, elevator recall and alarm monitoring, power for access control systems, FACP, auxiliary devices and door electronics and mag lock control.

UL Listed to the latest releases of UL 1481, UL 294. Optional system accessory modules available.

AGENCY LISTINGS

- UL1481 Release Date 04/09/1999
- UL294 Release Date 03/09/2004

CODE COMPLIANCE

- NFPA 72
- NFPA 731
- CSFM
- NY MEA
- NEC Article 725, Class 2 Power Limiting
- FCC Part 15, subpart B, class A

GENERAL SYSTEM FEATURES

- Two independent power supplies, each user selectable for 12/24 VDC
- Multiple power supply outputs individually fused and supervised
- 16 Class 2 power limited power distribution outputs
- High surge current capability
- Continuous monitoring of:
 - Internal System Operation
 - Battery Charging System
- Short circuit protection
- Thermal protection
- Dual rate controlled current battery charging
- Solid state battery transfer
- Visual fault & status indication
- Relay fault output
- Reverse polarity protection
- Minimal current draw in standby mode
- Surge current available for initial activation of:
 - Magnetic locks
 - Smoke dampers
 - Door holders
- Battery presence supervision or optional battery presence disconnect
- Zero voltage drop on battery transfer
- Instant switch over to battery standby
- Interface to FACP addressable modules through either:
 - Voltage output
 - Relay output
 - Open collector output
- Limited lifetime warranty

POWER DISTRIBUTION FEATURES:

- 16 individually Class2, power limited, PTC protected outputs
- Visual Status Indicators

INSTALLATION / SERVICE FEATURES:

- Removable terminal strips
- Connector for primary AC input allows for safe disconnect
- Tamper switch included
- Small cabinet for reduced wall space
- Lightweight



BN1010-004-PD16-UL 12/24 VDC, 10/10 Amp, 16 Output Dual Fire/Access Power Management System

BEACONPOWER
INTEGRATING FIRE AND ACCESS

POWER SUPPLY SPECIFICATIONS

NOTE: Dual system provides two independent power supplies, each with the following specifications:

Input specifications:

- Input voltage: 120 VAC or 230 VAC
- Input current: 2.75A
- Input voltage frequency: 60 Hz

Output specifications:

- Output voltage: 12 or 24 VDC, user selectable
- Output current rating: 20 A @ 12 VDC or 10 A @ 24 VDC
- Ripple: < 1 % RMS
- Current draw in standby mode: < 60 mA
- Electronically regulated and filtered output

Output Configurations:

- 1 constant DC output
- 1 FACP controlled output; energized on FAI
- 1 FACP controlled output; de-energized on FAI

Fire Alarm Interface (FAI) Requirements:

- Trip voltage range: 9 to 33 VDC
- Current draw from FACP: 4 to 15 mA

Temperature Ratings:

- Operating temperature: 0 C° to 49 C°
- Humidity: 93% @ 32 C°, indoor, dry
- BTU/hr: 157

Battery Back-up Specifications:

- Battery charge chemistry: sealed lead acid rechargeable
- Maximum battery charge capacity: 36 Ah

Fault Detection; Relay Contact Output:

- Low/No AC
- High/Low DC
- Blown fuse
- Battery presence

Visual Indicators:

- System trouble: Yellow LED
- AC power: Green LED
- AC trouble: Yellow LED
- Constant DC output OK: Green LED
- FACP controlled output OK: Green LED
- FAI activated: Red LED
- Reversed battery: Yellow LED

POWER DISTRIBUTION SPECIFICATIONS

- 16 Class 2 power limited power distribution outputs
- Output current: power limited @ 1.5 A per output, PTC protected

MECHANICAL SPECIFICATIONS

- Vented cabinet: 15"L x 18"W x 4"D, 25 lbs

APPLICATIONS

Fire System Applications:

- Fire alarm interface for emergency exit
- Smoke detectors (re-settable)
- Door holders
- Auxiliary equipment
- Elevator recall
- Smoke dampers
- Mass Notification Systems

Access Control Applications

- Access control system power
- Fire alarm interface for emergency exit
- Door strikes
- Mag locks
- Card readers
- Proximity readers

ORDER NUMBER	MODEL NUMBER	DESCRIPTION
10059	BN1010-004-PD16-UL	12/24 VDC 10/10 A power supply 16 power limited outputs Key lockable cabinet
10034	BN10-000-UL	12/24 VDC 10 A power supply replacement board
10041	PD8-UL	8 power limited output power distribution replacement module



ALARM SAF

65A Industrial Way, Wilmington, MA 01887-3499, USA, Voice:978-658-6717, Fax:978-658-8638 www.alarmsaf.com



ALARM SAF

BN4-002-PD8-UL 12/24 VDC, 4 Amp, 8 Output Fire/Access Power Management System



BEACONPOWER
INTEGRATING FIRE AND ACCESS

12/24 VDC, 4 Amp regulated power supply designed to manage power in access control and fire systems for full integration of life-safety building systems.

Unique and versatile, this off-line switching power supply features supervised outputs, broad fault detection and reporting, FACP egress control, interface to FACP addressable modules, battery presence supervision and continuous monitoring of internal system and battery charging operations. The system also provides 8 individually PTC power limited outputs.

Applications include Fire Alarm Interface (FAI) for emergency egress, elevator recall and alarm monitoring, power for access control systems, FACP, auxiliary devices and door electronics and mag lock control.

UL Listed to the latest releases of UL 1481, UL 294. Optional system accessory modules available.

AGENCY LISTINGS

- UL1481 Release Date 04/09/1999
- UL294 Release Date 03/09/2004

CODE COMPLIANCE

- NFPA 72
- NFPA 731
- CSFM
- NY MEA
- NEC Article 725, Class 2 Power Limiting
- FCC Part 15, subpart B, class A

GENERAL SYSTEM FEATURES

- 12/24 VDC, user selectable
- Multiple power supply outputs individually fused and supervised
- 8 Class 2 power limited power distribution outputs
- High surge current capability
- Continuous monitoring of:
 - Internal System Operation
 - Battery Charging System
- Short circuit protection
- Thermal protection
- Dual rate controlled current battery charging
- Solid state battery transfer
- Visual fault & status indication
- Relay fault output
- Reverse polarity protection
- Minimal current draw in standby mode
- Surge current available for initial activation of:
 - Magnetic locks
 - Smoke dampers
 - Door holders
- Battery presence supervision or optional battery presence disconnect
- Zero voltage drop on battery transfer
- Instant switch over to battery standby
- Interface to FACP addressable modules through either:
 - Voltage output
 - Relay output
 - Open collector output
- Limited lifetime warranty

POWER DISTRIBUTION FEATURES:

- 8 Class 2, Power limited outputs, PTC protected
- Visual Status Indication

INSTALLATION / SERVICE FEATURES:

- Removable terminal strips
- Connector for primary AC input allows for safe disconnect
- Tamper switch included
- Small cabinet for reduced wall space
- Lightweight

BN4-002-PD8-UL 12/24 VDC, 4 Amp, 8 Output Fire/Access Power Management System



BEACONPOWER
INTEGRATING FIRE AND ACCESS

POWER SUPPLY SPECIFICATIONS

Input specifications:

- Input voltage: 120 VAC or 230 VAC
- Input current: 1 A maximum
- Input voltage frequency: 60 Hz

Output specifications:

- Output voltage: 12 or 24 VDC, user selectable
- Output current rating: 8 A @ 12 VDC or 4 A @ 24 VDC
- Ripple: < 1 % RMS
- Current draw in standby mode: < 60 mA
- Electronically regulated and filtered output

Output Configurations:

- 1 constant DC output
- 1 FACP controlled output; energized on FAI
- 1 FACP controlled output; de-energized on FAI

Fire Alarm Interface (FAI) Requirements:

- Trip voltage range: 9 to 33 VDC
- Current draw from FACP: 4 to 15 mA

Temperature Ratings:

- Operating temperature: 0 C° to 49 C°
- Humidity: 93% @ 32 C°, indoor, dry
- BTU/hr: 71

Battery Back-up Specifications:

- Battery charge chemistry: sealed lead acid rechargeable
- Maximum battery charge capacity: 36 Ah

Fault Detection; Relay Contact Output:

- Low/No AC
- High/Low DC
- Blown fuse
- Battery presence

Visual Indicators:

- System trouble: Yellow LED
- AC power: Green LED
- AC trouble: Yellow LED
- Constant DC output OK: Green LED
- FACP controlled output OK: Green LED
- FAI activated: Red LED
- Reversed battery: Yellow LED

POWER DISTRIBUTION SPECIFICATIONS

- 8 Class 2 power limited power distribution outputs
- Output current: power limited @ 1.5 A per output, PTC protected

MECHANICAL SPECIFICATIONS

- Vented cabinet: 12" L x 12" W x 4" D, 10 lbs
- Battery space: two 7 Ah or two 12 Ah batteries

APPLICATIONS

Fire System Applications:

- Fire alarm interface for emergency exit
- Smoke detectors (re-settable)
- Door holders
- Auxiliary equipment
- Elevator recall
- Smoke dampers
- Mass Notification Systems

Access Control Applications

- Access control system power
- Fire alarm interface for emergency exit
- Door strikes
- Mag locks
- Card readers
- Proximity readers

ORDER NUMBER	MODEL NUMBER	DESCRIPTION
10005	BN4-002-PD8-UL	12/24 VDC 4 A power supply 8 power limited outputs Key lockable cabinet
10002	BN4-000-PD8-UL	12/24 VDC 4 A power supply replacement board with on-board PD8-UL module
10001	BN4-000-UL	12/24 VDC 4 A power supply replacement board
10041	PD8-UL	8 power limited output power distribution replacement module



ALARM SAF

65A Industrial Way, Wilmington, MA 01887-3499, USA, Voice:978-658-6717, Fax:978-658-8638 www.alarmsaf.com



ALARM SAF

BN4-002-PD8F-UL 12/24 VDC, 4 Amp, 8 Output Fire/Access Power Management System



BEACONPOWER
INTEGRATING FIRE AND ACCESS

12/24 VDC, 4 Amp regulated power supply designed to manage power in access control and fire systems for full integration of life-safety building systems.

Unique and versatile, this off-line switching power supply features supervised outputs, broad fault detection and reporting, FACP egress control, interface to FACP addressable modules, battery presence supervision and continuous monitoring of internal system and battery charging operations. The system also provides 8 individually fuse protected outputs.

Applications include Fire Alarm Interface (FAI) for emergency egress, elevator recall and alarm monitoring, power for access control systems, FACP, auxiliary devices and door electronics and mag lock control.

UL Listed to the latest releases of UL 1481, UL 294. Optional system accessory modules available.

AGENCY LISTINGS

- UL1481 Release Date 04/09/1999
- UL294 Release Date 03/09/2004

CODE COMPLIANCE

- NFPA 72
- NFPA 731
- CSFM
- NY MEA
- FCC Part 15, subpart B, class A

GENERAL SYSTEM FEATURES

- 12/24 VDC, user selectable
- Multiple power supply outputs individually fused and supervised
- 8 individually Fuse protected power distribution outputs
- High surge current capability
- Continuous monitoring of:
 - Internal System Operation
 - Battery Charging System
- Short circuit protection
- Thermal protection
- Dual rate controlled current battery charging
- Solid state battery transfer
- Visual fault & status indication
- Relay fault output
- Reverse polarity protection
- Minimal current draw in standby mode
- Surge current available for initial activation of:
 - Magnetic locks
 - Smoke dampers
 - Door holders
- Battery presence supervision or optional battery presence disconnect
- Zero voltage drop on battery transfer
- Instant switch over to battery standby
- Interface to FACP addressable modules through either:
 - Voltage output
 - Relay output
 - Open collector output
- Limited lifetime warranty

POWER DISTRIBUTION FEATURES:

- 8 Individually fuse protected outputs
- Visual Status Indication

INSTALLATION / SERVICE FEATURES:

- Removable terminal strips
- Connector for primary AC input allows for safe disconnect
- Automotive Blade Fuses for improved reliability
- Tamper switch included
- Small cabinet for reduced wall space
- Lightweight

BN4-002-PD8F-UL 12/24 VDC, 4 Amp, 8 Output Fire/Access Power Management System



BEACONPOWER
INTEGRATING FIRE AND ACCESS

POWER SUPPLY SPECIFICATIONS

Input specifications:

- Input voltage: 120 VAC or 230 VAC
- Input current: 1 A maximum
- Input voltage frequency: 60 Hz

Output specifications:

- Output voltage: 12 or 24 VDC, user selectable
- Output current rating: 8 A @ 12 VDC or 4 A @ 24 VDC
- Ripple: < 1 % RMS
- Current draw in standby mode: < 60 mA
- Electronically regulated and filtered output

Output Configurations:

- 1 constant DC output
- 1 FACP controlled output; energized on FAI
- 1 FACP controlled output; de-energized on FAI

Fire Alarm Interface (FAI) Requirements:

- Trip voltage range: 9 to 33 VDC
- Current draw from FACP: 4 to 15 mA

Temperature Ratings:

- Operating temperature: 0 C° to 49 C°
- Humidity: 93% @ 32 C°, indoor, dry
- BTU/hr: 71

Battery Back-up Specifications:

- Battery charge chemistry: sealed lead acid rechargeable
- Maximum battery charge capacity: 36 Ah

Fault Detection; Relay Contact Output:

- Low/No AC
- High/Low DC
- Blown fuse
- Battery presence

Visual Indicators:

- System trouble: Yellow LED
- AC power: Green LED
- AC trouble: Yellow LED
- Constant DC output OK: Green LED
- FACP controlled output OK: Green LED
- FAI activated: Red LED
- Reversed battery: Yellow LED

POWER DISTRIBUTION SPECIFICATIONS

- 8 individually fused outputs
- Output current: 3 A per output, fuse protected

MECHANICAL SPECIFICATIONS

BN4-002-PD8F-UL:

- Vented cabinet: 12"L x 12"W x 4"D, 10 lbs
- Battery space: two 7 Ah or two 12 Ah batteries

BN4-004-PD8F-UL:

- Vented cabinet: 15"L x 18"W x 4"D, 10 lbs
- Battery space: two 7 Ah, two 12 Ah batteries or two 17Ah batteries

APPLICATIONS

Fire System Applications:

- Fire alarm interface for emergency exit
- Smoke detectors (re-settable)
- Door holders
- Auxiliary equipment
- Elevator recall
- Smoke dampers
- Mass Notification Systems

Access Control Applications

- Access control system power
- Fire alarm interface for emergency exit
- Door strikes
- Mag locks
- Card readers
- Proximity readers

ORDER NUMBER	MODEL NUMBER	DESCRIPTION
10006	BN4-002-PD8F-UL	12/24 VDC 4 A power supply 8 fused outputs Key lockable cabinet
10062	BN4-004-PD8F-UL	12/24 VDC 4 A power supply 8 fused outputs Large Key lockable cabinet
10003	BN4-000-PD8F-UL	12/24 VDC 4 A power supply replacement board with on-board PD8F-UL module
10001	BN4-000-UL	12/24 VDC 4 A power supply replacement board
10042	PD8F-UL	8 fused output power distribution replacement module



ALARM SAF

65A Industrial Way, Wilmington, MA 01887-3499, USA, Voice:978-658-6717, Fax:978-658-8638 www.alarmsaf.com



ALARM SAF

BN4-002-UL 12/24 VDC, 4 Amp Fire/Access Power Management System



BEACONPOWER
INTEGRATING FIRE AND ACCESS

12/24 VDC, 4 Amp regulated power supply designed to manage power in access control and fire systems for full integration of life-safety building systems.

Unique and versatile, this off-line switching power supply features supervised outputs, broad fault detection and reporting, FACP egress control, interface to FACP addressable modules, battery presence supervision and continuous monitoring of internal system and battery charging operations.

Applications include Fire Alarm Interface (FAI) for emergency egress, elevator recall and alarm monitoring, power for access control systems, FACP, auxiliary devices and door electronics and mag lock control.

UL Listed to the latest releases of UL 1481, UL 294. Optional system accessory modules available.

AGENCY LISTINGS

- UL1481 Release Date 04/09/1999
- UL294 Release Date 03/09/2004

CODE COMPLIANCE

- NFPA 72
- NFPA 731
- CSFM
- NY MEA
- FCC Part 15, subpart B, class A

GENERAL SYSTEM FEATURES

- 12/24 VDC, user selectable
- Multiple power supply outputs individually fused and supervised
- High surge current capability
- Continuous monitoring of:
 - Internal System Operation
 - Battery Charging System
- Short circuit protection
- Thermal protection
- Dual rate controlled current battery charging
- Solid state battery transfer
- Visual fault & status indication
- Relay fault output
- Reverse polarity protection
- Minimal current draw in standby mode
- Surge current available for initial activation of:
 - Magnetic locks
 - Smoke dampers
 - Door holders
- Zero voltage drop on battery transfer
- Instant switch over to battery standby
- Interface to FACP addressable modules through either:
 - Voltage output
 - Relay output
 - Open collector output
- Battery presence supervision or optional battery presence disconnect
- Limited lifetime warranty

INSTALLATION / SERVICE FEATURES:

- Removable terminal strips
- Connector for primary AC input allows for safe disconnect
- Automotive Blade Fuses for improved reliability
- Tamper switch included
- Small cabinet for reduced wall space
- Lightweight



BN4-002-UL 12/24 VDC, 4 Amp Fire/Access Power Management System

BEACONPOWER
INTEGRATING FIRE AND ACCESS

POWER SUPPLY SPECIFICATIONS

Input specifications:

- Input voltage: 120 VAC or 230 VAC
- Input current: 1 A maximum
- Input voltage frequency: 60 Hz

Output specifications:

- Output voltage: 12 or 24 VDC, user selectable
- Output current rating: 8 A @ 12 VDC or 4 A @ 24 VDC
- Ripple: < 1 % RMS
- Current draw in standby mode: < 60 mA
- Electronically regulated and filtered output

Output Configurations:

- 1 constant DC output
- 1 FACP controlled output; energized on FAI
- 1 FACP controlled output; de-energized on FAI

Fire Alarm Interface (FAI) Requirements:

- Trip voltage range: 9 to 33 VDC
- Current draw from FACP: 4 to 15 mA

Temperature Ratings:

- Operating temperature: 0 C° to 49 C°
- Humidity: 93% @ 32 C°, indoor, dry
- BTU/hr: 71

Battery Back-up Specifications:

- Battery charge chemistry: sealed lead acid rechargeable
- Maximum battery charge capacity: 36 Ah

Fault Detection; Relay Contact Output:

- Low/No AC
- High/Low DC
- Blown fuse
- Battery presence

Visual Indicators:

- System trouble: Yellow LED
- AC power: Green LED
- AC trouble: Yellow LED
- Constant DC output OK: Green LED
- FACP controlled output OK: Green LED
- FAI activated: Red LED
- Reversed battery: Yellow LED

MECHANICAL SPECIFICATIONS

BN4-002-UL :

- Vented cabinet: 12" L x 12" W x 4" D, 10 lbs
 - Battery space: two 7 Ah or two 12 Ah batteries
- BN4-003-UL :

- Vented cabinet: 11" L x 15" W x 4" D, 15 Lbs
 - Battery space: two 7 Ah or two 12 Ah batteries
- BN4-004-UL :

- Vented cabinet: 15" L x 18" W x 4" D, 21 Lbs
- Battery space: three 7 Ah or three 12 Ah batteries

APPLICATIONS

Fire System Applications:

- Fire alarm interface for emergency exit
- Smoke detectors (re-settable)
- Door holders
- Auxiliary equipment
- Elevator recall
- Smoke dampers
- Mass Notification Systems

Access Control Applications

- Access control system power
- Fire alarm interface for emergency exit
- Door strikes
- Mag locks
- Card readers
- Proximity readers

ORDER NUMBER	MODEL NUMBER	DESCRIPTION
ORDER INFO		
10004	BN4-002-UL	12/24 VDC, 4 A power supply Key lockable cabinet
10072	BN4-003-UL	12/24 VDC, 4 A Power Supply Large Key Lockable Cabinet
10073	BN4-004-UL	12/24 VDC, 4 A Power Supply Extra Large Key Lockable Cabinet
10001	BN4-000-UL	12/24 VDC, 4 A power supply replacement board
SYSTEM ACCESSORY MODULES		
10041	PD8	8 PTC outputs, power distribution board
10042	PD8F	8 fused outputs, power distribution board
10067	MB8	8 PTC outputs, Multi-Buss, power distribution board
10068	MB8F	8 fused outputs, Multi-Buss, power distribution board
10069	CMB8	4 relay controlled and 4 selectable PTC outputs, Multi-Buss power distribution board
10070	CMB8F	4 relay controlled and 4 selectable fused outputs, Multi-Buss power distribution board
10066	SPS4	Secondary power source module



ALARM SAF

65A Industrial Way, Wilmington, MA 01887-3499, USA, Voice:978-658-6717, Fax:978-658-8638 www.alarmsaf.com



ALARM SAF

BN4-003-APD8-UL 12/24 VDC, 4 Amp, 8 or 16 Output Fire/Access Power Management System



BEACONPOWER
INTEGRATING FIRE AND ACCESS

12/24 VDC, 4 Amp regulated power supply with advanced power distribution module designed to manage power in access control and fire systems for full integration of life-safety building systems.

Unique and versatile, this off-line switching power supply features supervised outputs, broad fault detection and reporting, FACP egress control, interface to FACP addressable modules, battery presence supervision and continuous monitoring of internal system and battery charging operations. The system also provides 8 or 16 relay controlled, individually PTC power limited and programmable outputs.

Applications include Fire Alarm Interface (FAI) for emergency egress, elevator recall and alarm monitoring, power for access control systems, FACP, auxiliary devices and door electronics and mag lock control.

UL Listed to the latest releases of UL 1481, UL 294. Optional system accessory modules available.

AGENCY LISTINGS

- UL1481 Release Date 04/09/1999
- UL294 Release Date 03/09/2004

CODE COMPLIANCE

- NFPA 72
- NFPA 731
- CSFM
- NY MEA
- NEC Article 725, Class 2 Power Limiting
- FCC Part 15, subpart B, class A

GENERAL SYSTEM FEATURES

- 12/24 VDC, user selectable
- Multiple power supply outputs individually fused and supervised
- 8 or 16 individually programmable power distribution outputs, Class 2 power limited
- High surge current capability
- Continuous monitoring of:
 - Internal System Operation
 - Battery Charging System
- Short circuit protection
- Thermal protection
- Dual rate controlled current battery charging
- Solid state battery transfer
- Visual fault & status indication
- Relay fault output
- Reverse polarity protection
- Minimal current draw in standby mode
- Surge current available for initial activation of:
 - Magnetic locks
 - Smoke dampers
 - Door holders
- Battery presence supervision or optional battery presence disconnect
- Zero voltage drop on battery transfer
- Instant switch over to battery standby
- Interface to FACP addressable modules through either:
 - Voltage output
 - Relay output
 - Open collector output
- Limited lifetime warranty

POWER DISTRIBUTION FEATURES

- 8 or 16 Class 2, Power limited outputs, PTC protected
 - Independently programmable
 - Relay Controlled
- Latching or non-Latching Fire Alarm Interface (FAI)
- Visual Status Indication

INSTALLATION / SERVICE FEATURES:

- Removable terminal strips
- Connector for primary AC input allows for safe disconnect
- Tamper switch included

BN4-003-APD8-UL 12/24 VDC, 4 Amp, 8 or 16 Output Fire/Access Power Management System



BEACONPOWER
INTEGRATING FIRE AND ACCESS

POWER SUPPLY SPECIFICATIONS

Input specifications:

- Input voltage: 120 VAC or 230 VAC
- Input current: 1 A maximum
- Input voltage frequency: 60 Hz

Output specifications:

- Output voltage: 12 or 24 VDC, user selectable
- Output current rating: 8 A @ 12 VDC or 4 A @ 24 VDC
- Ripple: < 1 % RMS
- Current draw in standby mode: < 60 mA
- Electronically regulated and filtered output

Output Configurations:

- 1 constant DC output
- 1 FACP controlled output; energized on FAI
- 1 FACP controlled output; de-energized on FAI

Fire Alarm Interface (FAI) Requirements:

- Trip voltage range: 9 to 33 VDC
- Current draw from FACP: 4 to 15 mA

Temperature Ratings:

- Operating temperature: 0 C° to 49 C°
- Humidity: 93% @ 32 C°, indoor, dry
- BTU/hr: 71

Battery Back-up Specifications:

- Battery charge chemistry: sealed lead acid rechargeable
- Maximum battery charge capacity: 36 Ah

Fault Detection; Relay Contact Output:

- Low/No AC
- High/Low DC
- Blown fuse
- Battery presence

Visual Indicators:

- System trouble: Yellow LED
- AC power: Green LED
- AC trouble: Yellow LED
- Constant DC output OK: Green LED
- FACP controlled output OK: Green LED
- FAI activated: Red LED
- Reversed battery: Yellow LED

POWER DISTRIBUTION SPECIFICATIONS

- 8 or 16 outputs, individually programmable for:
 - Fail Safe
 - Fail Secure
 - Form "C" Relay Contact
 - Constant Voltage for Auxiliary devices
 - Fire Alarm Interface (FAI)
- 8 or 16 inputs, individually programmable for:
 - Negative or Open Collector Trip
 - Positive Trip
 - Isolated Trip
- Lock Output Current: Power Limited @ 2.5 A per output, PTC protected
- Lock Input trip current: .03 A per input
- Lock Relay contacts rated @ 28 VDC, 12 A

Visual status indicators:

- Input Activation: Red LED per input
- Control Voltage Presence: Green LED
- Fire Alarm Interface (FAI) status: Green LED

MECHANICAL SPECIFICATIONS

BN4-003-APD8-UL:

- Vented cabinet: 11" L x 15" W x 4" D, 15 lbs

BN4-004-APD8-UL:

- Vented cabinet: 15" L x 18" W x 4" D, 21 lbs

BN4-004-APD16-UL:

- Vented cabinet: 15" L x 18" W x 4" D, 23 lbs

APPLICATIONS

Fire System Applications:

- Fire alarm interface for emergency exit
- Smoke detectors (re-settable)
- Door holders
- Auxiliary equipment
- Elevator recall
- Smoke dampers
- Mass Notification Systems

Access Control Applications

- Access control system power
- Fire alarm interface for emergency exit
- Door strikes
- Mag locks
- Card readers
- Proximity readers

ORDER NUMBER	MODEL NUMBER	DESCRIPTION
10007	BN4-003-APD8-UL	12/24 VDC 4 A power supply 8 power limited outputs key lockable cabinet
10008	BN4-004-APD8-UL	12/24 VDC 4 A power supply 8 power limited outputs large key lockable cabinet
10058	BN4-004-APD16-UL	12/24 VDC 4 A power supply 16 power limited outputs large key lockable cabinet
10001	BN4-000-UL	12/24 VDC 4 A power supply replacement board
02827	APD8-BD	8 power limited outputs advanced power distribution replacement board



ALARM SAF

65A Industrial Way, Wilmington, MA 01887-3499, USA, Voice:978-658-6717, Fax:978-658-8638 www.alarmsaf.com



ALARM SAF

BN4-003-APD8F-UL 12/24 VDC, 4 Amp, 8 Output Fire/Access Power Management System



BEACONPOWER
INTEGRATING FIRE AND ACCESS

12/24 VDC, 4 Amp regulated power supply with advanced power distribution module designed to manage power in access control and fire systems for full integration of life-safety building systems.

Unique and versatile, this off-line switching power supply features supervised outputs, broad fault detection and reporting, FACP egress control, interface to FACP addressable modules, battery presence supervision and continuous monitoring of internal system and battery charging operations. The system also provides 8 relay controlled, individually programmable, fuse protected outputs.

Applications include Fire Alarm Interface (FAI) for emergency egress, elevator recall and alarm monitoring, power for access control systems, FACP, auxiliary devices and door electronics and mag lock control.

UL Listed to the latest releases of UL 1481, UL 294. Optional system accessory modules available.

AGENCY LISTINGS

- UL1481 Release Date 04/09/1999
- UL294 Release Date 03/09/2004

CODE COMPLIANCE

- NFPA 72
- NFPA 731
- CSFM
- NY MEA
- FCC Part 15, subpart B, class A

GENERAL SYSTEM FEATURES

- 12/24 VDC, user selectable
- Multiple power supply outputs individually fused and supervised
- 8 individually programmable power distribution outputs, fuse protected
- High surge current capability
- Continuous monitoring of:
 - Internal System Operation
 - Battery Charging System
- Short circuit protection
- Thermal protection
- Dual rate controlled current battery charging
- Solid state battery transfer
- Visual fault & status indication
- Relay fault output
- Reverse polarity protection
- Minimal current draw in standby mode
- Surge current available for initial activation of:
 - Magnetic locks
 - Smoke dampers
 - Door holders
- Battery presence supervision or optional battery presence disconnect
- Zero voltage drop on battery transfer
- Instant switch over to battery standby
- Interface to FACP addressable modules through either:
 - Voltage output
 - Relay output
 - Open collector output
- Limited lifetime warranty

POWER DISTRIBUTION FEATURES

- 8 Individually fuse protected advanced outputs
 - Independently programmable
 - Relay Controlled
- Latching or non-Latching Fire Alarm Interface (FAI)
- Visual Status Indication

INSTALLATION / SERVICE FEATURES:

- Removable terminal strips
- Connector for primary AC input allows for safe disconnect
- Automotive Blade Fuses for improved reliability
- Tamper switch included

BN4-003-APD8F-UL 12/24 VDC, 4 Amp, 8 Output Fire/Access Power Management System



BEACONPOWER
INTEGRATING FIRE AND ACCESS

POWER SUPPLY SPECIFICATIONS

Input specifications:

- Input voltage: 120 VAC or 230 VAC
- Input current: 1 A maximum
- Input voltage frequency: 60 Hz

Output specifications:

- Output voltage: 12 or 24 VDC, user selectable
- Output current rating: 8 A @ 12 VDC or 4 A @ 24 VDC
- Ripple: < 1 % RMS
- Current draw in standby mode: < 60 mA
- Electronically regulated and filtered output

Output Configurations:

- 1 constant DC output
- 1 FACP controlled output; energized on FAI
- 1 FACP controlled output; de-energized on FAI

Fire Alarm Interface (FAI) Requirements:

- Trip voltage range: 9 to 33 VDC
- Current draw from FACP: 4 to 15 mA

Temperature Ratings:

- Operating temperature: 0 C° to 49 C°
- Humidity: 93% @ 32 C°, indoor, dry
- BTU/hr: 71

Battery Back-up Specifications:

- Battery charge chemistry: sealed lead acid rechargeable
- Maximum battery charge capacity: 36 Ah

Fault Detection; Relay Contact Output:

- Low/No AC
- High/Low DC
- Blown fuse
- Battery presence

Visual Indicators:

- System trouble: Yellow LED
- AC power: Green LED
- AC trouble: Yellow LED
- Constant DC output OK: Green LED
- FACP controlled output OK: Green LED
- FAI activated: Red LED
- Reversed battery: Yellow LED

POWER DISTRIBUTION SPECIFICATIONS

- 8 outputs, individually programmable for:
 - Fail Safe
 - Fail Secure
 - Form "C" Relay Contact
 - Constant Voltage for Auxiliary devices
 - Fire Alarm Interface (FAI)
- 8 inputs, individually programmable for:
 - Negative or Open Collector Trip
 - Positive Trip
 - Isolated Trip
- Lock Output Current: 3 A per output, fuse protected
- Lock Input trip current: .03 A per input
- Lock Relay contacts rated @ 28 VDC, 12 A

Visual status indicators:

- Input Activation: Red LED per input
- Control Voltage Presence: Green LED
- Fire Alarm Interface (FAI) status: Green LED

MECHANICAL SPECIFICATIONS

BN4-003-APD8F-UL:

- Vented cabinet: 11" L x 15" W x 4" D, 15 lbs

BN4-004-APD8F-UL:

- Vented cabinet: 15" L x 18" W x 4" D, 21 lbs
- Battery space: two 7Ah or two 12 Ah batteries

APPLICATIONS

Fire System Applications:

- Fire alarm interface for emergency exit
- Smoke detectors (re-settable)
- Door holders
- Auxiliary equipment
- Elevator recall
- Smoke dampers
- Mass Notification Systems

Access Control Applications

- Access control system power
- Fire alarm interface for emergency exit
- Door strikes
- Mag locks
- Card readers
- Proximity readers

ORDER NUMBER	MODEL NUMBER	DESCRIPTION
10009	BN4-003-APD8F-UL	12/24 VDC 4 A power supply 8 fused outputs key lockable cabinet
10010	BN4-004-APD8F-UL	12/24 VDC 4 A power supply 8 fused outputs large key lockable cabinet
10001	BN4-000-UL	12/24 VDC 4 A power supply replacement board
02828	APD8F-BD	8 fused outputs advanced power distribution replacement board



ALARM SAF

65A Industrial Way, Wilmington, MA 01887-3499, USA, Voice:978-658-6717, Fax:978-658-8638 www.alarmsaf.com



ALARM SAF

BN4-002-UL 12/24 VDC, 4 Amp Fire/Access Power Management System



BEACONPOWER
INTEGRATING FIRE AND ACCESS

12/24 VDC, 4 Amp regulated power supply designed to manage power in access control and fire systems for full integration of life-safety building systems.

Unique and versatile, this off-line switching power supply features supervised outputs, broad fault detection and reporting, FACP egress control, interface to FACP addressable modules, battery presence supervision and continuous monitoring of internal system and battery charging operations.

Applications include Fire Alarm Interface (FAI) for emergency egress, elevator recall and alarm monitoring, power for access control systems, FACP, auxiliary devices and door electronics and mag lock control.

UL Listed to the latest releases of UL 1481, UL 294. Optional system accessory modules available.

AGENCY LISTINGS

- UL1481 Release Date 04/09/1999
- UL294 Release Date 03/09/2004

CODE COMPLIANCE

- NFPA 72
- NFPA 731
- CSFM
- NY MEA
- FCC Part 15, subpart B, class A

GENERAL SYSTEM FEATURES

- 12/24 VDC, user selectable
- Multiple power supply outputs individually fused and supervised
- High surge current capability
- Continuous monitoring of:
 - Internal System Operation
 - Battery Charging System
- Short circuit protection
- Thermal protection
- Dual rate controlled current battery charging
- Solid state battery transfer
- Visual fault & status indication
- Relay fault output
- Reverse polarity protection
- Minimal current draw in standby mode
- Surge current available for initial activation of:
 - Magnetic locks
 - Smoke dampers
 - Door holders
- Zero voltage drop on battery transfer
- Instant switch over to battery standby
- Interface to FACP addressable modules through either:
 - Voltage output
 - Relay output
 - Open collector output
- Battery presence supervision or optional battery presence disconnect
- Limited lifetime warranty

INSTALLATION / SERVICE FEATURES:

- Removable terminal strips
- Connector for primary AC input allows for safe disconnect
- Automotive Blade Fuses for improved reliability
- Tamper switch included
- Small cabinet for reduced wall space
- Lightweight



BN4-002-UL 12/24 VDC, 4 Amp Fire/Access Power Management System

BEACONPOWER
INTEGRATING FIRE AND ACCESS

POWER SUPPLY SPECIFICATIONS

Input specifications:

- Input voltage: 120 VAC or 230 VAC
- Input current: 1 A maximum
- Input voltage frequency: 60 Hz

Output specifications:

- Output voltage: 12 or 24 VDC, user selectable
- Output current rating: 8 A @ 12 VDC or 4 A @ 24 VDC
- Ripple: < 1 % RMS
- Current draw in standby mode: < 60 mA
- Electronically regulated and filtered output

Output Configurations:

- 1 constant DC output
- 1 FACP controlled output; energized on FAI
- 1 FACP controlled output; de-energized on FAI

Fire Alarm Interface (FAI) Requirements:

- Trip voltage range: 9 to 33 VDC
- Current draw from FACP: 4 to 15 mA

Temperature Ratings:

- Operating temperature: 0 C° to 49 C°
- Humidity: 93% @ 32 C°, indoor, dry
- BTU/hr: 71

Battery Back-up Specifications:

- Battery charge chemistry: sealed lead acid rechargeable
- Maximum battery charge capacity: 36 Ah

Fault Detection; Relay Contact Output:

- Low/No AC
- High/Low DC
- Blown fuse
- Battery presence

Visual Indicators:

- System trouble: Yellow LED
- AC power: Green LED
- AC trouble: Yellow LED
- Constant DC output OK: Green LED
- FACP controlled output OK: Green LED
- FAI activated: Red LED
- Reversed battery: Yellow LED

MECHANICAL SPECIFICATIONS

BN4-002-UL :

- Vented cabinet: 12" L x 12" W x 4" D, 10 lbs
 - Battery space: two 7 Ah or two 12 Ah batteries
- BN4-003-UL :

- Vented cabinet: 11" L x 15" W x 4" D, 15 Lbs
 - Battery space: two 7 Ah or two 12 Ah batteries
- BN4-004-UL :

- Vented cabinet: 15" L x 18" W x 4" D, 21 Lbs
- Battery space: three 7 Ah or three 12 Ah batteries

APPLICATIONS

Fire System Applications:

- Fire alarm interface for emergency exit
- Smoke detectors (re-settable)
- Door holders
- Auxiliary equipment
- Elevator recall
- Smoke dampers
- Mass Notification Systems

Access Control Applications

- Access control system power
- Fire alarm interface for emergency exit
- Door strikes
- Mag locks
- Card readers
- Proximity readers

ORDER NUMBER	MODEL NUMBER	DESCRIPTION
ORDER INFO		
10004	BN4-002-UL	12/24 VDC, 4 A power supply Key lockable cabinet
10072	BN4-003-UL	12/24 VDC, 4 A Power Supply Large Key Lockable Cabinet
10073	BN4-004-UL	12/24 VDC, 4 A Power Supply Extra Large Key Lockable Cabinet
10001	BN4-000-UL	12/24 VDC, 4 A power supply replacement board
SYSTEM ACCESSORY MODULES		
10041	PD8	8 PTC outputs, power distribution board
10042	PD8F	8 fused outputs, power distribution board
10067	MB8	8 PTC outputs, Multi-Buss, power distribution board
10068	MB8F	8 fused outputs, Multi-Buss, power distribution board
10069	CMB8	4 relay controlled and 4 selectable PTC outputs, Multi-Buss power distribution board
10070	CMB8F	4 relay controlled and 4 selectable fused outputs, Multi-Buss power distribution board
10066	SPS4	Secondary power source module



ALARM SAF

65A Industrial Way, Wilmington, MA 01887-3499, USA, Voice:978-658-6717, Fax:978-658-8638 www.alarmsaf.com



ALARM SAF

BN4-003-APD8-UL 12/24 VDC, 4 Amp, 8 or 16 Output Fire/Access Power Management System



BEACONPOWER
INTEGRATING FIRE AND ACCESS

12/24 VDC, 4 Amp regulated power supply with advanced power distribution module designed to manage power in access control and fire systems for full integration of life-safety building systems.

Unique and versatile, this off-line switching power supply features supervised outputs, broad fault detection and reporting, FACP egress control, interface to FACP addressable modules, battery presence supervision and continuous monitoring of internal system and battery charging operations. The system also provides 8 or 16 relay controlled, individually PTC power limited and programmable outputs.

Applications include Fire Alarm Interface (FAI) for emergency egress, elevator recall and alarm monitoring, power for access control systems, FACP, auxiliary devices and door electronics and mag lock control.

UL Listed to the latest releases of UL 1481, UL 294. Optional system accessory modules available.

AGENCY LISTINGS

- UL1481 Release Date 04/09/1999
- UL294 Release Date 03/09/2004

CODE COMPLIANCE

- NFPA 72
- NFPA 731
- CSFM
- NY MEA
- NEC Article 725, Class 2 Power Limiting
- FCC Part 15, subpart B, class A

GENERAL SYSTEM FEATURES

- 12/24 VDC, user selectable
- Multiple power supply outputs individually fused and supervised
- 8 or 16 individually programmable power distribution outputs, Class 2 power limited
- High surge current capability
- Continuous monitoring of:
 - Internal System Operation
 - Battery Charging System
- Short circuit protection
- Thermal protection
- Dual rate controlled current battery charging
- Solid state battery transfer
- Visual fault & status indication
- Relay fault output
- Reverse polarity protection
- Minimal current draw in standby mode
- Surge current available for initial activation of:
 - Magnetic locks
 - Smoke dampers
 - Door holders
- Battery presence supervision or optional battery presence disconnect
- Zero voltage drop on battery transfer
- Instant switch over to battery standby
- Interface to FACP addressable modules through either:
 - Voltage output
 - Relay output
 - Open collector output
- Limited lifetime warranty

POWER DISTRIBUTION FEATURES

- 8 or 16 Class 2, Power limited outputs, PTC protected
 - Independently programmable
 - Relay Controlled
- Latching or non-Latching Fire Alarm Interface (FAI)
- Visual Status Indication

INSTALLATION / SERVICE FEATURES:

- Removable terminal strips
- Connector for primary AC input allows for safe disconnect
- Tamper switch included

BN4-003-APD8-UL 12/24 VDC, 4 Amp, 8 or 16 Output Fire/Access Power Management System



BEACONPOWER
INTEGRATING FIRE AND ACCESS

POWER SUPPLY SPECIFICATIONS

Input specifications:

- Input voltage: 120 VAC or 230 VAC
- Input current: 1 A maximum
- Input voltage frequency: 60 Hz

Output specifications:

- Output voltage: 12 or 24 VDC, user selectable
- Output current rating: 8 A @ 12 VDC or 4 A @ 24 VDC
- Ripple: < 1 % RMS
- Current draw in standby mode: < 60 mA
- Electronically regulated and filtered output

Output Configurations:

- 1 constant DC output
- 1 FACP controlled output; energized on FAI
- 1 FACP controlled output; de-energized on FAI

Fire Alarm Interface (FAI) Requirements:

- Trip voltage range: 9 to 33 VDC
- Current draw from FACP: 4 to 15 mA

Temperature Ratings:

- Operating temperature: 0 C° to 49 C°
- Humidity: 93% @ 32 C°, indoor, dry
- BTU/hr: 71

Battery Back-up Specifications:

- Battery charge chemistry: sealed lead acid rechargeable
- Maximum battery charge capacity: 36 Ah

Fault Detection; Relay Contact Output:

- Low/No AC
- High/Low DC
- Blown fuse
- Battery presence

Visual Indicators:

- System trouble: Yellow LED
- AC power: Green LED
- AC trouble: Yellow LED
- Constant DC output OK: Green LED
- FACP controlled output OK: Green LED
- FAI activated: Red LED
- Reversed battery: Yellow LED

POWER DISTRIBUTION SPECIFICATIONS

- 8 or 16 outputs, individually programmable for:
 - Fail Safe
 - Fail Secure
 - Form "C" Relay Contact
 - Constant Voltage for Auxiliary devices
 - Fire Alarm Interface (FAI)
- 8 or 16 inputs, individually programmable for:
 - Negative or Open Collector Trip
 - Positive Trip
 - Isolated Trip
- Lock Output Current: Power Limited @ 2.5 A per output, PTC protected
- Lock Input trip current: .03 A per input
- Lock Relay contacts rated @ 28 VDC, 12 A

Visual status indicators:

- Input Activation: Red LED per input
- Control Voltage Presence: Green LED
- Fire Alarm Interface (FAI) status: Green LED

MECHANICAL SPECIFICATIONS

BN4-003-APD8-UL:

- Vented cabinet: 11" L x 15" W x 4" D, 15 lbs

BN4-004-APD8-UL:

- Vented cabinet: 15" L x 18" W x 4" D, 21 lbs

BN4-004-APD16-UL:

- Vented cabinet: 15" L x 18" W x 4" D, 23 lbs

APPLICATIONS

Fire System Applications:

- Fire alarm interface for emergency exit
- Smoke detectors (re-settable)
- Door holders
- Auxiliary equipment
- Elevator recall
- Smoke dampers
- Mass Notification Systems

Access Control Applications

- Access control system power
- Fire alarm interface for emergency exit
- Door strikes
- Mag locks
- Card readers
- Proximity readers

ORDER NUMBER	MODEL NUMBER	DESCRIPTION
10007	BN4-003-APD8-UL	12/24 VDC 4 A power supply 8 power limited outputs key lockable cabinet
10008	BN4-004-APD8-UL	12/24 VDC 4 A power supply 8 power limited outputs large key lockable cabinet
10058	BN4-004-APD16-UL	12/24 VDC 4 A power supply 16 power limited outputs large key lockable cabinet
10001	BN4-000-UL	12/24 VDC 4 A power supply replacement board
02827	APD8-BD	8 power limited outputs advanced power distribution replacement board



ALARM SAF

65A Industrial Way, Wilmington, MA 01887-3499, USA, Voice:978-658-6717, Fax:978-658-8638 www.alarmsaf.com



ALARM SAF

BN4-003-APD8-UL 12/24 VDC, 4 Amp, 8 or 16 Output Fire/Access Power Management System



BEACONPOWER
INTEGRATING FIRE AND ACCESS

12/24 VDC, 4 Amp regulated power supply with advanced power distribution module designed to manage power in access control and fire systems for full integration of life-safety building systems.

Unique and versatile, this off-line switching power supply features supervised outputs, broad fault detection and reporting, FACP egress control, interface to FACP addressable modules, battery presence supervision and continuous monitoring of internal system and battery charging operations. The system also provides 8 or 16 relay controlled, individually PTC power limited and programmable outputs.

Applications include Fire Alarm Interface (FAI) for emergency egress, elevator recall and alarm monitoring, power for access control systems, FACP, auxiliary devices and door electronics and mag lock control.

UL Listed to the latest releases of UL 1481, UL 294. Optional system accessory modules available.

AGENCY LISTINGS

- UL1481 Release Date 04/09/1999
- UL294 Release Date 03/09/2004

CODE COMPLIANCE

- NFPA 72
- NFPA 731
- CSFM
- NY MEA
- NEC Article 725, Class 2 Power Limiting
- FCC Part 15, subpart B, class A

GENERAL SYSTEM FEATURES

- 12/24 VDC, user selectable
- Multiple power supply outputs individually fused and supervised
- 8 or 16 individually programmable power distribution outputs, Class 2 power limited
- High surge current capability
- Continuous monitoring of:
 - Internal System Operation
 - Battery Charging System
- Short circuit protection
- Thermal protection
- Dual rate controlled current battery charging
- Solid state battery transfer
- Visual fault & status indication
- Relay fault output
- Reverse polarity protection
- Minimal current draw in standby mode
- Surge current available for initial activation of:
 - Magnetic locks
 - Smoke dampers
 - Door holders
- Battery presence supervision or optional battery presence disconnect
- Zero voltage drop on battery transfer
- Instant switch over to battery standby
- Interface to FACP addressable modules through either:
 - Voltage output
 - Relay output
 - Open collector output
- Limited lifetime warranty

POWER DISTRIBUTION FEATURES

- 8 or 16 Class 2, Power limited outputs, PTC protected
 - Independently programmable
 - Relay Controlled
- Latching or non-Latching Fire Alarm Interface (FAI)
- Visual Status Indication

INSTALLATION / SERVICE FEATURES:

- Removable terminal strips
- Connector for primary AC input allows for safe disconnect
- Tamper switch included

BN4-003-APD8-UL 12/24 VDC, 4 Amp, 8 or 16 Output Fire/Access Power Management System



BEACONPOWER
INTEGRATING FIRE AND ACCESS

POWER SUPPLY SPECIFICATIONS

Input specifications:

- Input voltage: 120 VAC or 230 VAC
- Input current: 1 A maximum
- Input voltage frequency: 60 Hz

Output specifications:

- Output voltage: 12 or 24 VDC, user selectable
- Output current rating: 8 A @ 12 VDC or 4 A @ 24 VDC
- Ripple: < 1 % RMS
- Current draw in standby mode: < 60 mA
- Electronically regulated and filtered output

Output Configurations:

- 1 constant DC output
- 1 FACP controlled output; energized on FAI
- 1 FACP controlled output; de-energized on FAI

Fire Alarm Interface (FAI) Requirements:

- Trip voltage range: 9 to 33 VDC
- Current draw from FACP: 4 to 15 mA

Temperature Ratings:

- Operating temperature: 0 C° to 49 C°
- Humidity: 93% @ 32 C°, indoor, dry
- BTU/hr: 71

Battery Back-up Specifications:

- Battery charge chemistry: sealed lead acid rechargeable
- Maximum battery charge capacity: 36 Ah

Fault Detection; Relay Contact Output:

- Low/No AC
- High/Low DC
- Blown fuse
- Battery presence

Visual Indicators:

- System trouble: Yellow LED
- AC power: Green LED
- AC trouble: Yellow LED
- Constant DC output OK: Green LED
- FACP controlled output OK: Green LED
- FAI activated: Red LED
- Reversed battery: Yellow LED

POWER DISTRIBUTION SPECIFICATIONS

- 8 or 16 outputs, individually programmable for:
 - Fail Safe
 - Fail Secure
 - Form "C" Relay Contact
 - Constant Voltage for Auxiliary devices
 - Fire Alarm Interface (FAI)
- 8 or 16 inputs, individually programmable for:
 - Negative or Open Collector Trip
 - Positive Trip
 - Isolated Trip
- Lock Output Current: Power Limited @ 2.5 A per output, PTC protected
- Lock Input trip current: .03 A per input
- Lock Relay contacts rated @ 28 VDC, 12 A

Visual status indicators:

- Input Activation: Red LED per input
- Control Voltage Presence: Green LED
- Fire Alarm Interface (FAI) status: Green LED

MECHANICAL SPECIFICATIONS

BN4-003-APD8-UL:

- Vented cabinet: 11" L x 15" W x 4" D, 15 lbs

BN4-004-APD8-UL:

- Vented cabinet: 15" L x 18" W x 4" D, 21 lbs

BN4-004-APD16-UL:

- Vented cabinet: 15" L x 18" W x 4" D, 23 lbs

APPLICATIONS

Fire System Applications:

- Fire alarm interface for emergency exit
- Smoke detectors (re-settable)
- Door holders
- Auxiliary equipment
- Elevator recall
- Smoke dampers
- Mass Notification Systems

Access Control Applications

- Access control system power
- Fire alarm interface for emergency exit
- Door strikes
- Mag locks
- Card readers
- Proximity readers

ORDER NUMBER	MODEL NUMBER	DESCRIPTION
10007	BN4-003-APD8-UL	12/24 VDC 4 A power supply 8 power limited outputs key lockable cabinet
10008	BN4-004-APD8-UL	12/24 VDC 4 A power supply 8 power limited outputs large key lockable cabinet
10058	BN4-004-APD16-UL	12/24 VDC 4 A power supply 16 power limited outputs large key lockable cabinet
10001	BN4-000-UL	12/24 VDC 4 A power supply replacement board
02827	APD8-BD	8 power limited outputs advanced power distribution replacement board



ALARM SAF

65A Industrial Way, Wilmington, MA 01887-3499, USA, Voice:978-658-6717, Fax:978-658-8638 www.alarmsaf.com



ALARM SAF

BN4-003-APD8F-UL 12/24 VDC, 4 Amp, 8 Output Fire/Access Power Management System



BEACONPOWER
INTEGRATING FIRE AND ACCESS

12/24 VDC, 4 Amp regulated power supply with advanced power distribution module designed to manage power in access control and fire systems for full integration of life-safety building systems.

Unique and versatile, this off-line switching power supply features supervised outputs, broad fault detection and reporting, FACP egress control, interface to FACP addressable modules, battery presence supervision and continuous monitoring of internal system and battery charging operations. The system also provides 8 relay controlled, individually programmable, fuse protected outputs.

Applications include Fire Alarm Interface (FAI) for emergency egress, elevator recall and alarm monitoring, power for access control systems, FACP, auxiliary devices and door electronics and mag lock control.

UL Listed to the latest releases of UL 1481, UL 294. Optional system accessory modules available.

AGENCY LISTINGS

- UL1481 Release Date 04/09/1999
- UL294 Release Date 03/09/2004

CODE COMPLIANCE

- NFPA 72
- NFPA 731
- CSFM
- NY MEA
- FCC Part 15, subpart B, class A

GENERAL SYSTEM FEATURES

- 12/24 VDC, user selectable
- Multiple power supply outputs individually fused and supervised
- 8 individually programmable power distribution outputs, fuse protected
- High surge current capability
- Continuous monitoring of:
 - Internal System Operation
 - Battery Charging System
- Short circuit protection
- Thermal protection
- Dual rate controlled current battery charging
- Solid state battery transfer
- Visual fault & status indication
- Relay fault output
- Reverse polarity protection
- Minimal current draw in standby mode
- Surge current available for initial activation of:
 - Magnetic locks
 - Smoke dampers
 - Door holders
- Battery presence supervision or optional battery presence disconnect
- Zero voltage drop on battery transfer
- Instant switch over to battery standby
- Interface to FACP addressable modules through either:
 - Voltage output
 - Relay output
 - Open collector output
- Limited lifetime warranty

POWER DISTRIBUTION FEATURES

- 8 Individually fuse protected advanced outputs
 - Independently programmable
 - Relay Controlled
- Latching or non-Latching Fire Alarm Interface (FAI)
- Visual Status Indication

INSTALLATION / SERVICE FEATURES:

- Removable terminal strips
- Connector for primary AC input allows for safe disconnect
- Automotive Blade Fuses for improved reliability
- Tamper switch included

BN4-003-APD8F-UL 12/24 VDC, 4 Amp, 8 Output Fire/Access Power Management System



BEACONPOWER
INTEGRATING FIRE AND ACCESS

POWER SUPPLY SPECIFICATIONS

Input specifications:

- Input voltage: 120 VAC or 230 VAC
- Input current: 1 A maximum
- Input voltage frequency: 60 Hz

Output specifications:

- Output voltage: 12 or 24 VDC, user selectable
- Output current rating: 8 A @ 12 VDC or 4 A @ 24 VDC
- Ripple: < 1 % RMS
- Current draw in standby mode: < 60 mA
- Electronically regulated and filtered output

Output Configurations:

- 1 constant DC output
- 1 FACP controlled output; energized on FAI
- 1 FACP controlled output; de-energized on FAI

Fire Alarm Interface (FAI) Requirements:

- Trip voltage range: 9 to 33 VDC
- Current draw from FACP: 4 to 15 mA

Temperature Ratings:

- Operating temperature: 0 C° to 49 C°
- Humidity: 93% @ 32 C°, indoor, dry
- BTU/hr: 71

Battery Back-up Specifications:

- Battery charge chemistry: sealed lead acid rechargeable
- Maximum battery charge capacity: 36 Ah

Fault Detection; Relay Contact Output:

- Low/No AC
- High/Low DC
- Blown fuse
- Battery presence

Visual Indicators:

- System trouble: Yellow LED
- AC power: Green LED
- AC trouble: Yellow LED
- Constant DC output OK: Green LED
- FACP controlled output OK: Green LED
- FAI activated: Red LED
- Reversed battery: Yellow LED

POWER DISTRIBUTION SPECIFICATIONS

- 8 outputs, individually programmable for:
 - Fail Safe
 - Fail Secure
 - Form "C" Relay Contact
 - Constant Voltage for Auxiliary devices
 - Fire Alarm Interface (FAI)
- 8 inputs, individually programmable for:
 - Negative or Open Collector Trip
 - Positive Trip
 - Isolated Trip
- Lock Output Current: 3 A per output, fuse protected
- Lock Input trip current: .03 A per input
- Lock Relay contacts rated @ 28 VDC, 12 A

Visual status indicators:

- Input Activation: Red LED per input
- Control Voltage Presence: Green LED
- Fire Alarm Interface (FAI) status: Green LED

MECHANICAL SPECIFICATIONS

BN4-003-APD8F-UL:

- Vented cabinet: 11" L x 15" W x 4" D, 15 lbs

BN4-004-APD8F-UL:

- Vented cabinet: 15" L x 18" W x 4" D, 21 lbs
- Battery space: two 7Ah or two 12 Ah batteries

APPLICATIONS

Fire System Applications:

- Fire alarm interface for emergency exit
- Smoke detectors (re-settable)
- Door holders
- Auxiliary equipment
- Elevator recall
- Smoke dampers
- Mass Notification Systems

Access Control Applications

- Access control system power
- Fire alarm interface for emergency exit
- Door strikes
- Mag locks
- Card readers
- Proximity readers

ORDER NUMBER	MODEL NUMBER	DESCRIPTION
10009	BN4-003-APD8F-UL	12/24 VDC 4 A power supply 8 fused outputs key lockable cabinet
10010	BN4-004-APD8F-UL	12/24 VDC 4 A power supply 8 fused outputs large key lockable cabinet
10001	BN4-000-UL	12/24 VDC 4 A power supply replacement board
02828	APD8F-BD	8 fused outputs advanced power distribution replacement board



ALARM SAF

65A Industrial Way, Wilmington, MA 01887-3499, USA, Voice:978-658-6717, Fax:978-658-8638 www.alarmsaf.com



ALARM SAF

BN4-002-PD8F-UL 12/24 VDC, 4 Amp, 8 Output Fire/Access Power Management System



BEACONPOWER
INTEGRATING FIRE AND ACCESS

12/24 VDC, 4 Amp regulated power supply designed to manage power in access control and fire systems for full integration of life-safety building systems.

Unique and versatile, this off-line switching power supply features supervised outputs, broad fault detection and reporting, FACP egress control, interface to FACP addressable modules, battery presence supervision and continuous monitoring of internal system and battery charging operations. The system also provides 8 individually fuse protected outputs.

Applications include Fire Alarm Interface (FAI) for emergency egress, elevator recall and alarm monitoring, power for access control systems, FACP, auxiliary devices and door electronics and mag lock control.

UL Listed to the latest releases of UL 1481, UL 294. Optional system accessory modules available.

AGENCY LISTINGS

- UL1481 Release Date 04/09/1999
- UL294 Release Date 03/09/2004

CODE COMPLIANCE

- NFPA 72
- NFPA 731
- CSFM
- NY MEA
- FCC Part 15, subpart B, class A

GENERAL SYSTEM FEATURES

- 12/24 VDC, user selectable
- Multiple power supply outputs individually fused and supervised
- 8 individually Fuse protected power distribution outputs
- High surge current capability
- Continuous monitoring of:
 - Internal System Operation
 - Battery Charging System
- Short circuit protection
- Thermal protection
- Dual rate controlled current battery charging
- Solid state battery transfer
- Visual fault & status indication
- Relay fault output
- Reverse polarity protection
- Minimal current draw in standby mode
- Surge current available for initial activation of:
 - Magnetic locks
 - Smoke dampers
 - Door holders
- Battery presence supervision or optional battery presence disconnect
- Zero voltage drop on battery transfer
- Instant switch over to battery standby
- Interface to FACP addressable modules through either:
 - Voltage output
 - Relay output
 - Open collector output
- Limited lifetime warranty

POWER DISTRIBUTION FEATURES:

- 8 Individually fuse protected outputs
- Visual Status Indication

INSTALLATION / SERVICE FEATURES:

- Removable terminal strips
- Connector for primary AC input allows for safe disconnect
- Automotive Blade Fuses for improved reliability
- Tamper switch included
- Small cabinet for reduced wall space
- Lightweight

BN4-002-PD8F-UL 12/24 VDC, 4 Amp, 8 Output Fire/Access Power Management System



BEACONPOWER
INTEGRATING FIRE AND ACCESS

POWER SUPPLY SPECIFICATIONS

Input specifications:

- Input voltage: 120 VAC or 230 VAC
- Input current: 1 A maximum
- Input voltage frequency: 60 Hz

Output specifications:

- Output voltage: 12 or 24 VDC, user selectable
- Output current rating: 8 A @ 12 VDC or 4 A @ 24 VDC
- Ripple: < 1 % RMS
- Current draw in standby mode: < 60 mA
- Electronically regulated and filtered output

Output Configurations:

- 1 constant DC output
- 1 FACP controlled output; energized on FAI
- 1 FACP controlled output; de-energized on FAI

Fire Alarm Interface (FAI) Requirements:

- Trip voltage range: 9 to 33 VDC
- Current draw from FACP: 4 to 15 mA

Temperature Ratings:

- Operating temperature: 0 C° to 49 C°
- Humidity: 93% @ 32 C°, indoor, dry
- BTU/hr: 71

Battery Back-up Specifications:

- Battery charge chemistry: sealed lead acid rechargeable
- Maximum battery charge capacity: 36 Ah

Fault Detection; Relay Contact Output:

- Low/No AC
- High/Low DC
- Blown fuse
- Battery presence

Visual Indicators:

- System trouble: Yellow LED
- AC power: Green LED
- AC trouble: Yellow LED
- Constant DC output OK: Green LED
- FACP controlled output OK: Green LED
- FAI activated: Red LED
- Reversed battery: Yellow LED

POWER DISTRIBUTION SPECIFICATIONS

- 8 individually fused outputs
- Output current: 3 A per output, fuse protected

MECHANICAL SPECIFICATIONS

BN4-002-PD8F-UL:

- Vented cabinet: 12"L x 12"W x 4"D, 10 lbs
- Battery space: two 7 Ah or two 12 Ah batteries

BN4-004-PD8F-UL:

- Vented cabinet: 15"L x 18"W x 4"D, 10 lbs
- Battery space: two 7 Ah, two 12 Ah batteries or two 17Ah batteries

APPLICATIONS

Fire System Applications:

- Fire alarm interface for emergency exit
- Smoke detectors (re-settable)
- Door holders
- Auxiliary equipment
- Elevator recall
- Smoke dampers
- Mass Notification Systems

Access Control Applications

- Access control system power
- Fire alarm interface for emergency exit
- Door strikes
- Mag locks
- Card readers
- Proximity readers

ORDER NUMBER	MODEL NUMBER	DESCRIPTION
10006	BN4-002-PD8F-UL	12/24 VDC 4 A power supply 8 fused outputs Key lockable cabinet
10062	BN4-004-PD8F-UL	12/24 VDC 4 A power supply 8 fused outputs Large Key lockable cabinet
10003	BN4-000-PD8F-UL	12/24 VDC 4 A power supply replacement board with on-board PD8F-UL module
10001	BN4-000-UL	12/24 VDC 4 A power supply replacement board
10042	PD8F-UL	8 fused output power distribution replacement module



ALARM SAF

65A Industrial Way, Wilmington, MA 01887-3499, USA, Voice:978-658-6717, Fax:978-658-8638 www.alarmsaf.com



ALARM SAF

BN4-002-UL 12/24 VDC, 4 Amp Fire/Access Power Management System



BEACONPOWER
INTEGRATING FIRE AND ACCESS

12/24 VDC, 4 Amp regulated power supply designed to manage power in access control and fire systems for full integration of life-safety building systems.

Unique and versatile, this off-line switching power supply features supervised outputs, broad fault detection and reporting, FACP egress control, interface to FACP addressable modules, battery presence supervision and continuous monitoring of internal system and battery charging operations.

Applications include Fire Alarm Interface (FAI) for emergency egress, elevator recall and alarm monitoring, power for access control systems, FACP, auxiliary devices and door electronics and mag lock control.

UL Listed to the latest releases of UL 1481, UL 294. Optional system accessory modules available.

AGENCY LISTINGS

- UL1481 Release Date 04/09/1999
- UL294 Release Date 03/09/2004

CODE COMPLIANCE

- NFPA 72
- NFPA 731
- CSFM
- NY MEA
- FCC Part 15, subpart B, class A

GENERAL SYSTEM FEATURES

- 12/24 VDC, user selectable
- Multiple power supply outputs individually fused and supervised
- High surge current capability
- Continuous monitoring of:
 - Internal System Operation
 - Battery Charging System
- Short circuit protection
- Thermal protection
- Dual rate controlled current battery charging
- Solid state battery transfer
- Visual fault & status indication
- Relay fault output
- Reverse polarity protection
- Minimal current draw in standby mode
- Surge current available for initial activation of:
 - Magnetic locks
 - Smoke dampers
 - Door holders
- Zero voltage drop on battery transfer
- Instant switch over to battery standby
- Interface to FACP addressable modules through either:
 - Voltage output
 - Relay output
 - Open collector output
- Battery presence supervision or optional battery presence disconnect
- Limited lifetime warranty

INSTALLATION / SERVICE FEATURES:

- Removable terminal strips
- Connector for primary AC input allows for safe disconnect
- Automotive Blade Fuses for improved reliability
- Tamper switch included
- Small cabinet for reduced wall space
- Lightweight



BN4-002-UL 12/24 VDC, 4 Amp Fire/Access Power Management System

BEACONPOWER
INTEGRATING FIRE AND ACCESS

POWER SUPPLY SPECIFICATIONS

Input specifications:

- Input voltage: 120 VAC or 230 VAC
- Input current: 1 A maximum
- Input voltage frequency: 60 Hz

Output specifications:

- Output voltage: 12 or 24 VDC, user selectable
- Output current rating: 8 A @ 12 VDC or 4 A @ 24 VDC
- Ripple: < 1 % RMS
- Current draw in standby mode: < 60 mA
- Electronically regulated and filtered output

Output Configurations:

- 1 constant DC output
- 1 FACP controlled output; energized on FAI
- 1 FACP controlled output; de-energized on FAI

Fire Alarm Interface (FAI) Requirements:

- Trip voltage range: 9 to 33 VDC
- Current draw from FACP: 4 to 15 mA

Temperature Ratings:

- Operating temperature: 0 C° to 49 C°
- Humidity: 93% @ 32 C°, indoor, dry
- BTU/hr: 71

Battery Back-up Specifications:

- Battery charge chemistry: sealed lead acid rechargeable
- Maximum battery charge capacity: 36 Ah

Fault Detection; Relay Contact Output:

- Low/No AC
- High/Low DC
- Blown fuse
- Battery presence

Visual Indicators:

- System trouble: Yellow LED
- AC power: Green LED
- AC trouble: Yellow LED
- Constant DC output OK: Green LED
- FACP controlled output OK: Green LED
- FAI activated: Red LED
- Reversed battery: Yellow LED

MECHANICAL SPECIFICATIONS

BN4-002-UL :

- Vented cabinet: 12" L x 12" W x 4" D, 10 lbs
 - Battery space: two 7 Ah or two 12 Ah batteries
- BN4-003-UL :

- Vented cabinet: 11" L x 15" W x 4" D, 15 Lbs
 - Battery space: two 7 Ah or two 12 Ah batteries
- BN4-004-UL :

- Vented cabinet: 15" L x 18" W x 4" D, 21 Lbs
- Battery space: three 7 Ah or three 12 Ah batteries

APPLICATIONS

Fire System Applications:

- Fire alarm interface for emergency exit
- Smoke detectors (re-settable)
- Door holders
- Auxiliary equipment
- Elevator recall
- Smoke dampers
- Mass Notification Systems

Access Control Applications

- Access control system power
- Fire alarm interface for emergency exit
- Door strikes
- Mag locks
- Card readers
- Proximity readers

ORDER NUMBER	MODEL NUMBER	DESCRIPTION
ORDER INFO		
10004	BN4-002-UL	12/24 VDC, 4 A power supply Key lockable cabinet
10072	BN4-003-UL	12/24 VDC, 4 A Power Supply Large Key Lockable Cabinet
10073	BN4-004-UL	12/24 VDC, 4 A Power Supply Extra Large Key Lockable Cabinet
10001	BN4-000-UL	12/24 VDC, 4 A power supply replacement board
SYSTEM ACCESSORY MODULES		
10041	PD8	8 PTC outputs, power distribution board
10042	PD8F	8 fused outputs, power distribution board
10067	MB8	8 PTC outputs, Multi-Buss, power distribution board
10068	MB8F	8 fused outputs, Multi-Buss, power distribution board
10069	CMB8	4 relay controlled and 4 selectable PTC outputs, Multi-Buss power distribution board
10070	CMB8F	4 relay controlled and 4 selectable fused outputs, Multi-Buss power distribution board
10066	SPS4	Secondary power source module



ALARM SAF

65A Industrial Way, Wilmington, MA 01887-3499, USA, Voice:978-658-6717, Fax:978-658-8638 www.alarmsaf.com



ALARM SAF

BN44-004-CPD16-UL 12/24 VDC, 4/4 Amp, 16 Output Dual Fire/Access Power Management System



BEACONPOWER INTEGRATING FIRE AND ACCESS

Dual 12/24 VDC, 4/4 Amp regulated power supply with advanced power distribution modules designed to manage power in large access control and fire systems for full integration of life-safety building systems.

Unique and versatile, this system provides 2 independent, 12/24 VDC, 4 Amp regulated off-line switching power supplies. Both feature supervised outputs, broad fault detection and reporting, FACP egress control, interface to FACP addressable modules, battery presence supervision and continuous monitoring of internal system and battery charging operations. The system also provides 16 total outputs; 8 relay controlled, individually PTC power limited and programmable outputs and 8 individually PTC power limited only outputs.

Applications include Fire Alarm Interface (FAI) for emergency egress, elevator recall and alarm monitoring, power for access control systems, FACP, auxiliary devices and door electronics and mag lock control.

UL Listed to the latest releases of UL 1481, UL 294. Optional system accessory modules available.

AGENCY LISTINGS

- UL1481 Release Date 04/09/1999
- UL294 Release Date 03/09/2004

CODE COMPLIANCE

- NFPA 72
- NFPA 731
- CSFM
- NY MEA
- NEC Article 725, Class 2 Power Limiting
- FCC Part 15, subpart B, class A

GENERAL SYSTEM FEATURES

- Two independent power supplies, each user selectable for 12/24 VDC
- Multiple power supply outputs individually fused and supervised
- 16 power distribution outputs
 - 8 relay controlled, individually programmable, Class 2 power limited
 - 8 individually Class 2 power limited
- High surge current capability
- Continuous monitoring of:
 - Internal System Operation
 - Battery Charging System
- Short circuit protection
- Thermal protection
- Dual rate controlled current battery charging
- Solid state battery transfer
- Visual fault & status indication
- Relay fault output
- Reverse polarity protection
- Minimal current draw in standby mode
- Surge current available for initial activation of:
 - Magnetic locks
 - Smoke dampers
 - Door holders
- Battery presence supervision or optional battery presence disconnect
- Zero voltage drop on battery transfer
- Instant switch over to battery standby
- Interface to FACP addressable modules through either:
 - Voltage output
 - Relay output
 - Open collector output
- Limited lifetime warranty

POWER DISTRIBUTION FEATURES:

- 16 power distribution outputs
 - 8 individually Class2, power limited, PTC protected
 - 8 relay controlled, individually Class2, power limited, PTC protected
 - independently programmable
 - latching or non-latching Fire Alarm Interface (FAI)
- Visual Status Indicators

INSTALLATION / SERVICE FEATURES:

- Removable terminal strips
- Connector for primary AC input allows for safe disconnect
- Tamper switch included

BN44-004-CPD16-UL 12/24 VDC, 4/4 Amp, 16 Output Dual Fire/Access Power Management System



BEACONPOWER
INTEGRATING FIRE AND ACCESS

POWER SUPPLY SPECIFICATIONS

NOTE: Dual system provides two independent power supplies, each with the following specifications:

Input specifications:

- Input voltage: 120 VAC or 230 VAC
- Input current: 1 A maximum
- Input voltage frequency: 60 Hz

Output specifications:

- Output voltage: 12 or 24 VDC, user selectable
- Output current rating: 8 A @ 12 VDC or 4 A @ 24 VDC
- Ripple: < 1 % RMS
- Current draw in standby mode: < 60 mA
- Electronically regulated and filtered output

Output Configurations:

- 1 constant DC output
- 1 FACP controlled output; energized on FAI
- 1 FACP controlled output; de-energized on FAI

Fire Alarm Interface (FAI) Requirements:

- Trip voltage range: 9 to 33 VDC
- Current draw from FACP: 4 to 15 mA

Temperature Ratings:

- Operating temperature: 0 C° to 49 C°
- Humidity: 93% @ 32 C°, indoor, dry
- BTU/hr: 71

Battery Back-up Specifications:

- Battery charge chemistry: sealed lead acid rechargeable
- Maximum battery charge capacity: 36 Ah

Fault Detection; Relay Contact Output:

- Low/No AC
- High/Low DC
- Blown fuse
- Battery presence

Visual Indicators:

- System trouble: Yellow LED
- AC power: Green LED
- AC trouble: Yellow LED
- Constant DC output OK: Green LED
- FACP controlled output OK: Green LED
- FAI activated: Red LED
- Reversed battery: Yellow LED

POWER DISTRIBUTION SPECIFICATIONS

Advanced power distribution outputs

- 8 outputs, individually programmable for:
 - Fail Safe
 - Fail Secure
 - Form "C" Relay Contact
 - Constant Voltage for Auxiliary devices
 - Fire Alarm Interface (FAI)

- 8 inputs, individually programmable for:
 - Negative or Open Collector Trip
 - Positive Trip
 - Isolated Trip
- Lock Output Current: Power Limited @ 2.5 A per output, PTC protected
- Lock Input trip current: .03 A per input
- Lock Relay contacts rated @ 28 VDC, 12 A

Visual status indicators:

- Input Activation: Red LED per input
- Control Voltage Presence: Green LED
- Fire Alarm Interface (FAI) status: Green LED

Power distribution outputs

- 8 Class 2 power limited power distribution outputs
- Output current: power limited @ 1.5 A per output, PTC protected

MECHANICAL SPECIFICATIONS

- Vented cabinet: 15"L x 18"W x 4"D, 21 lbs

APPLICATIONS

Fire System Applications:

- Fire alarm interface for emergency exit
- Smoke detectors (re-settable)
- Door holders
- Auxiliary equipment
- Elevator recall
- Smoke dampers
- Mass Notification Systems

Access Control Applications

- Access control system power
- Fire alarm interface for emergency exit
- Door strikes
- Mag locks
- Card readers
- Proximity readers

ORDER NUMBER	MODEL NUMBER	DESCRIPTION
10011	BN44-004-CPD16-UL	12/24 VDC 4/4 A power supply 16 power limited outputs key lockable cabinet
10001	BN4-000-UL	12/24 VDC 4 A power supply replacement board
02827	APD8-BD	8 power limited outputs advanced power distribution replacement board
10002	BN4-000-PD8-UL	4 A power supply replacement board with PD8-UL module on board
10041	PD8-UL	8 power limited output power distribution replacement module



ALARM SAF

65A Industrial Way, Wilmington, MA 01887-3499, USA, Voice:978-658-6717, Fax:978-658-8638 www.alarmsaf.com



ALARM SAF

BN44-004-CPD16F-UL 12/24 VDC, 4/4 Amp, 16 Output Dual Fire/Access Power Management System



BEACONPOWER
INTEGRATING FIRE AND ACCESS

Dual 12/24 VDC, 4/4 Amp regulated power supply with advanced power distribution modules designed to manage power in large access control and fire systems for full integration of life-safety building systems.

Unique and versatile, this system provides two independent, 12/24 VDC, 4 Amp regulated off-line switching power supplies. Both feature supervised outputs, broad fault detection and reporting, FACP egress control, interface to FACP addressable modules, battery presence supervision and continuous monitoring of internal system and battery charging operations. The system also provides 16 total outputs; 8 relay controlled, individually fuse protected and programmable and 8 individually fuse protected only.

Applications include Fire Alarm Interface (FAI) for emergency egress, elevator recall and alarm monitoring, power for access control systems, FACP, auxiliary devices and door electronics and mag lock control.

UL Listed to the latest releases of UL 1481, UL 294. Optional system accessory modules available.

AGENCY LISTINGS

- UL1481 Release Date 04/09/1999
- UL294 Release Date 03/09/2004

CODE COMPLIANCE

- NFPA 72
- NFPA 731
- CSFM
- NY MEA
- FCC Part 15, subpart B, class A

GENERAL SYSTEM FEATURES

- Two independent power supplies, each user selectable for 12/24 VDC
- Multiple power supply outputs individually fused and supervised
- 16 power distribution outputs
 - 8 relay controlled, individually programmable, fuse protected
 - 8 individually fuse protected
- High surge current capability
- Continuous monitoring of:
 - Internal system operation
 - Battery charging system
- Short circuit protection
- Thermal protection
- Dual rate controlled current battery charging
- Solid state battery transfer
- Visual fault & status indication
- Relay fault output
- Reverse polarity protection
- Minimal current draw in standby mode
- Surge current available for initial activation of:
 - Magnetic locks
 - Smoke dampers
 - Door holders
- Battery presence supervision or optional battery presence disconnect
- Zero voltage drop on battery transfer
- Instant switch over to battery standby
- Interface to FACP addressable modules through either:
 - Voltage output
 - Relay output
 - Open collector output
- Limited lifetime warranty

POWER DISTRIBUTION FEATURES:

- 16 power distribution outputs
 - 8 individually fuse protected
 - 8 relay controlled, individually fuse protected
 - independently programmable
 - latching or non-latching Fire Alarm Interface (FAI)
- Visual Status Indicators

INSTALLATION / SERVICE FEATURES:

- Removable terminal strips
- Connector for primary AC input allows for safe disconnect
- Automotive Blade Fuses for improved reliability
- Tamper switch included

BN44-004-CPD16F-UL 12/24 VDC, 4/4 Amp, 16 Output Dual Fire/Access Power Management System



BEACONPOWER
INTEGRATING FIRE AND ACCESS

POWER SUPPLY SPECIFICATIONS

NOTE: Dual system provides two independent power supplies, each with the following specifications:

Input specifications:

- Input voltage: 120 VAC or 230 VAC
- Input current: 1 A maximum
- Input voltage frequency: 60 Hz

Output specifications:

- Output voltage: 12 or 24 VDC, user selectable
- Output current rating: 8 A @ 12 VDC or 4 A @ 24 VDC
- Ripple: < 1 % RMS
- Current draw in standby mode: < 60 mA
- Electronically regulated and filtered output

Output configurations:

- 1 constant DC output
- 1 FACP controlled output; energized on FAI
- 1 FACP controlled output; de-energized on FAI

Fire alarm interface (FAI) requirements:

- Trip voltage range: 9 to 33 VDC
- Current draw from FACP: 4 to 15 mA

Temperature ratings:

- Operating temperature: 0 C° to 49 C°
- Humidity: 93% @ 32 C°, indoor, dry
- BTU/hr: 71

Battery back-up specifications:

- Battery charge chemistry: sealed lead acid rechargeable
- Maximum battery charge capacity: 36 Ah

Fault detection; relay contact output:

- Low/No AC
- High/Low DC
- Blown fuse
- Battery presence

Visual status indicators:

- System trouble: Yellow LED
- AC power: Green LED
- AC trouble: Yellow LED
- Constant DC output OK: Green LED
- FACP controlled output OK: Green LED
- FAI activated: Red LED
- Reversed battery: Yellow LED

POWER DISTRIBUTION SPECIFICATIONS

Advanced power distribution outputs

- 8 outputs, individually programmable for:
 - Fail Safe
 - Fail Secure
 - Form "C" relay contact
 - Constant voltage for auxiliary devices
 - Fire alarm interface (FAI)

- 8 inputs, individually programmable for:
 - Negative or open collector trip
 - Positive trip
 - Isolated trip
- Lock output current: 3 A per output, fuse protected
- Lock input trip current: .03 A per input
- Lock relay contacts rated @ 28 VDC, 12 A

Visual status indicators:

- Input Activation: Red LED per input
- Control Voltage Presence: Green LED
- Fire Alarm Interface (FAI) status: Green LED

Power distribution outputs

- 8 individually fused outputs
- Output current: 3 A per output, fuse protected

MECHANICAL SPECIFICATIONS

- Vented cabinet: 15"L x 18"W x 4"D, 21 lbs

APPLICATIONS

Fire system applications:

- Fire alarm interface for emergency exit
- Smoke detectors (re-settable)
- Door holders
- Auxiliary equipment
- Elevator recall
- Smoke dampers
- Mass Notification Systems

Access control applications

- Access control system power
- Fire alarm interface for emergency exit
- Door strikes
- Mag locks
- Card readers
- Proximity readers

ORDER NUMBER	MODEL NUMBER	DESCRIPTION
10012	BN44-004-CPD16F-UL	12/24 VDC 4/4 A power supply 16 fused outputs key lockable cabinet
10001	BN4-000-UL	12/24 VDC 4 A power supply replacement board
02828	APD8F-BD	8 fused outputs advanced power distribution replacement board
10003	BN4-000-PD8F-UL	4 A power supply replacement board with PD8F-UL module on board
10042	PD8F-UL	8 fused output replacement module



ALARM SAF

65A Industrial Way, Wilmington, MA 01887-3499, USA, Voice:978-658-6717, Fax:978-658-8638 www.alarmsaf.com



ALARM SAF

BN4-003-APD8-UL 12/24 VDC, 4 Amp, 8 or 16 Output Fire/Access Power Management System



BEACONPOWER
INTEGRATING FIRE AND ACCESS

12/24 VDC, 4 Amp regulated power supply with advanced power distribution module designed to manage power in access control and fire systems for full integration of life-safety building systems.

Unique and versatile, this off-line switching power supply features supervised outputs, broad fault detection and reporting, FACP egress control, interface to FACP addressable modules, battery presence supervision and continuous monitoring of internal system and battery charging operations. The system also provides 8 or 16 relay controlled, individually PTC power limited and programmable outputs.

Applications include Fire Alarm Interface (FAI) for emergency egress, elevator recall and alarm monitoring, power for access control systems, FACP, auxiliary devices and door electronics and mag lock control.

UL Listed to the latest releases of UL 1481, UL 294. Optional system accessory modules available.

AGENCY LISTINGS

- UL1481 Release Date 04/09/1999
- UL294 Release Date 03/09/2004

CODE COMPLIANCE

- NFPA 72
- NFPA 731
- CSFM
- NY MEA
- NEC Article 725, Class 2 Power Limiting
- FCC Part 15, subpart B, class A

GENERAL SYSTEM FEATURES

- 12/24 VDC, user selectable
- Multiple power supply outputs individually fused and supervised
- 8 or 16 individually programmable power distribution outputs, Class 2 power limited
- High surge current capability
- Continuous monitoring of:
 - Internal System Operation
 - Battery Charging System
- Short circuit protection
- Thermal protection
- Dual rate controlled current battery charging
- Solid state battery transfer
- Visual fault & status indication
- Relay fault output
- Reverse polarity protection
- Minimal current draw in standby mode
- Surge current available for initial activation of:
 - Magnetic locks
 - Smoke dampers
 - Door holders
- Battery presence supervision or optional battery presence disconnect
- Zero voltage drop on battery transfer
- Instant switch over to battery standby
- Interface to FACP addressable modules through either:
 - Voltage output
 - Relay output
 - Open collector output
- Limited lifetime warranty

POWER DISTRIBUTION FEATURES

- 8 or 16 Class 2, Power limited outputs, PTC protected
 - Independently programmable
 - Relay Controlled
- Latching or non-Latching Fire Alarm Interface (FAI)
- Visual Status Indication

INSTALLATION / SERVICE FEATURES:

- Removable terminal strips
- Connector for primary AC input allows for safe disconnect
- Tamper switch included

BN4-003-APD8-UL 12/24 VDC, 4 Amp, 8 or 16 Output Fire/Access Power Management System



BEACONPOWER
INTEGRATING FIRE AND ACCESS

POWER SUPPLY SPECIFICATIONS

Input specifications:

- Input voltage: 120 VAC or 230 VAC
- Input current: 1 A maximum
- Input voltage frequency: 60 Hz

Output specifications:

- Output voltage: 12 or 24 VDC, user selectable
- Output current rating: 8 A @ 12 VDC or 4 A @ 24 VDC
- Ripple: < 1 % RMS
- Current draw in standby mode: < 60 mA
- Electronically regulated and filtered output

Output Configurations:

- 1 constant DC output
- 1 FACP controlled output; energized on FAI
- 1 FACP controlled output; de-energized on FAI

Fire Alarm Interface (FAI) Requirements:

- Trip voltage range: 9 to 33 VDC
- Current draw from FACP: 4 to 15 mA

Temperature Ratings:

- Operating temperature: 0 C° to 49 C°
- Humidity: 93% @ 32 C°, indoor, dry
- BTU/hr: 71

Battery Back-up Specifications:

- Battery charge chemistry: sealed lead acid rechargeable
- Maximum battery charge capacity: 36 Ah

Fault Detection; Relay Contact Output:

- Low/No AC
- High/Low DC
- Blown fuse
- Battery presence

Visual Indicators:

- System trouble: Yellow LED
- AC power: Green LED
- AC trouble: Yellow LED
- Constant DC output OK: Green LED
- FACP controlled output OK: Green LED
- FAI activated: Red LED
- Reversed battery: Yellow LED

POWER DISTRIBUTION SPECIFICATIONS

- 8 or 16 outputs, individually programmable for:
 - Fail Safe
 - Fail Secure
 - Form "C" Relay Contact
 - Constant Voltage for Auxiliary devices
 - Fire Alarm Interface (FAI)
- 8 or 16 inputs, individually programmable for:
 - Negative or Open Collector Trip
 - Positive Trip
 - Isolated Trip
- Lock Output Current: Power Limited @ 2.5 A per output, PTC protected
- Lock Input trip current: .03 A per input
- Lock Relay contacts rated @ 28 VDC, 12 A

Visual status indicators:

- Input Activation: Red LED per input
- Control Voltage Presence: Green LED
- Fire Alarm Interface (FAI) status: Green LED

MECHANICAL SPECIFICATIONS

BN4-003-APD8-UL:

- Vented cabinet: 11" L x 15" W x 4" D, 15 lbs

BN4-004-APD8-UL:

- Vented cabinet: 15" L x 18" W x 4" D, 21 lbs

BN4-004-APD16-UL:

- Vented cabinet: 15" L x 18" W x 4" D, 23 lbs

APPLICATIONS

Fire System Applications:

- Fire alarm interface for emergency exit
- Smoke detectors (re-settable)
- Door holders
- Auxiliary equipment
- Elevator recall
- Smoke dampers
- Mass Notification Systems

Access Control Applications

- Access control system power
- Fire alarm interface for emergency exit
- Door strikes
- Mag locks
- Card readers
- Proximity readers

ORDER NUMBER	MODEL NUMBER	DESCRIPTION
10007	BN4-003-APD8-UL	12/24 VDC 4 A power supply 8 power limited outputs key lockable cabinet
10008	BN4-004-APD8-UL	12/24 VDC 4 A power supply 8 power limited outputs large key lockable cabinet
10058	BN4-004-APD16-UL	12/24 VDC 4 A power supply 16 power limited outputs large key lockable cabinet
10001	BN4-000-UL	12/24 VDC 4 A power supply replacement board
02827	APD8-BD	8 power limited outputs advanced power distribution replacement board




ALARM SAF

65A Industrial Way, Wilmington, MA 01887-3499, USA, Voice:978-658-6717, Fax:978-658-8638 www.alarmsaf.com



ALARM SAF

BN6-002-NAC-UL 12/24 VDC, 6 Amp Fire/Access Power Management System



BEACONPOWER
INTEGRATING FIRE AND ACCESS

12/24 VDC, 6 Amp regulated power supply with microprocessor controlled NAC interface is designed to manage power in access control and fire system applications for full integration of life-safety building systems.

Unique and versatile, this off-line switching power supply features supervised outputs, broad fault detection and reporting, FACP egress control, interface to FACP addressable modules, battery presence supervision and continuous monitoring of internal system and battery charging operations. The NAC control module supports all ADA requirements, provides two outputs for AV signaling devices and maintains all horn/strobe protocols.

Applications include simultaneous use for egress lock power and fire alarm AV signaling, Fire Alarm Interface (FAI) for emergency egress, elevator recall and alarm monitoring, power for FACP, AV signaling and auxiliary devices, door electronics and mag lock control.

AGENCY LISTINGS

- UL/ANSI 864 Release date 9/30/2003 (Ninth Edition)
- ULC-S527-99 Release date 06/1999
- UL 1481 Release date 04/09/1999
- UL 294 Release date 03/09/2004

CODE COMPLIANCE

- NFPA 72
- NFPA 731 (proposed)
- CSFM
- NY MEA
- FCC Part 15, subpart B, class A

GENERAL SYSTEM FEATURES

- 12/24 VDC, user selectable
- Multiple power supply outputs individually fused and supervised
- High surge current capability
- Continuous monitoring of:
 - Internal System Operation
 - Battery Charging System
- Short circuit protection
- Thermal protection
- Dual rate controlled current battery charging
- Solid state battery transfer
- Visual fault & status indication
- Relay fault output
- Reverse polarity protection
- Limited lifetime warranty

FIRE SYSTEM FEATURES

- Multiple power supply outputs individually fused and supervised
- Minimal current draw in standby mode
- Surge current available for initial activation of:
 - Smoke dampers
 - Door holders
- Battery presence supervision
- Zero voltage drop on battery transfer
- Instant switch over to battery standby
- Interface to FACP addressable modules through either:
 - Voltage output
 - Relay output
 - Open collector output

NAC/ADA FEATURES

- 2 Class A or B signaling outputs
- 2 Class A or B FACP inputs
- Microprocessor controlled
- Solid state output circuits
- Maintains all horn/strobe sync protocols
- Supervised Zone Output wiring via EOL resistor
- Faults transmitted to host panel
- Built-in test switches for troubleshooting by zone
- Ground Fault enable/disable jumper

ACCESS CONTROL FEATURES

- Multiple power supply outputs individually fused and supervised
- Surge current available for initial activation of magnetic locks
- Optional battery presence disconnect

INSTALLATION / SERVICE FEATURES

- Removable terminal strips
- Connector for primary AC input allows for safe disconnect
- Small cabinet for reduced wall space
- Lightweight
- Built-in test switches for troubleshooting by zone
- Tamper switch included

BN6-002-NAC-UL 12/24 VDC, 6 Amp Fire/Access Power Management System



BEACONPOWER
INTEGRATING FIRE AND ACCESS

POWER SUPPLY SPECIFICATIONS

Input specifications:

- Input voltage: 120 VAC or 230 VAC
- Input current: 1.6 A maximum
- Input voltage frequency: 60 Hz

Output specifications:

- Output voltage: 12 or 24 VDC, user selectable
- Output current rating: 12 A @ 12 VDC or 6 A @ 24 VDC
- Ripple: < 1 % RMS
- Current draw in standby mode: < 60 mA
- Electronically regulated and filtered output

Output Configurations:

- 1 constant DC output
- 1 FACP controlled output; energized on FAI
- 1 FACP controlled output; de-energized on FAI

Fire Alarm Interface (FAI) Requirements:

- Trip voltage range: 9 to 33 VDC
- Current draw from FACP: 4 to 15 mA

Temperature Ratings:

- Operating temperature: 0 C° to 49 C°
- Humidity: 93% @ 32 C°, indoor, dry
- BTU/hr: 99

Battery Back-up Specifications:

- Battery charge chemistry: sealed lead acid rechargeable
- Maximum battery charge capacity: 36 Ah

Fault Detection; Relay Contact Output:

- Low/No AC
- High/Low DC
- Blown fuse
- Battery presence

Visual Indicators:

- System trouble: Yellow LED
- AC power: Green LED
- AC trouble: Yellow LED
- Constant DC output OK: Green LED
- FACP controlled output OK: Green LED
- FAI activated: Red LED
- Reversed battery: Yellow LED

NAC CONTROL MODULE SPECIFICATIONS

Output Specifications:

- Output voltage: 12 or 24 VDC, set by power supply
- Output current : Class 2 power limited @ 3 A per output

Output Configurations:

- 2 Class A (Style Z) or Class B (Style Y) A/V signaling circuits

Input Configurations:

- 2 Class A (style Z) or Class B (style Y) FACP inputs

Input Requirements:

- 9 to 33 VDC
- 4 to 15 mA

Fault Detection; Relay Contact Output:

- Ground fault
- NAC output circuit fault
- NAC internal fault
- Trouble condition may be transmitted to host panel via input circuit

Visual Indicators:

- Ground fault: Yellow LED
- NAC trouble: Yellow LED

MECHANICAL SPECIFICATIONS

- Red vented cabinet: 12"L x 12"W x 4"D, 15 lbs
- Battery space: two 7 Ah or two 12 Ah batteries

APPLICATIONS

Fire System Applications:

- Fire alarm interface for emergency exit
- Smoke detectors (re-settable)
- Door holders
- Auxiliary equipment
- Elevator recall
- Smoke dampers
- Mass Notification Systems

Access Control Applications

- Access control system power
- Fire alarm interface for emergency exit
- Door strikes
- Mag locks
- Card readers
- Proximity readers

Integrated Fire/Access Applications

- Simultaneous power for egress lock control and fire alarm A/V signaling
- Simultaneous power for fire alarm signaling and re-settable four wire smoke detectors
- Simultaneous power for fire alarm signaling and door holder operation

ORDER NUMBER	MODEL NUMBER	DESCRIPTION
10043	BN6-002-NAC-UL	12/24 VDC, 6 A power supply with on-board NAC control module, Red key lockable cabinet
10013	BN6-000-UL	12/24 VDC, 6 A power supply replacement board
10049	NAC-UL	NAC control module replacement board



ALARM SAF

65A Industrial Way, Wilmington, MA 01887-3499, USA, Voice:978-658-6717, Fax:978-658-8638 www.alarmsaf.com



ALARM SAF

BN6-002-PD8-UL 12/24 VDC, 6 Amp, 8 Output Fire/Access Power Management System



BEACONPOWER
INTEGRATING FIRE AND ACCESS

12/24 VDC, 6 Amp regulated power supply designed to manage power in access control and fire systems for full integration of life-safety building systems.

Unique and versatile, this off-line switching power supply features supervised outputs, broad fault detection and reporting, FACP egress control, interface to FACP addressable modules, battery presence supervision and continuous monitoring of internal system and battery charging operations. The system also provides 8 individually PTC power limited outputs.

Applications include Fire Alarm Interface (FAI) for emergency egress, elevator recall and alarm monitoring, power for access control systems, FACP, auxiliary devices and door electronics and mag lock control.

UL Listed to the latest releases of UL 1481, UL 294. Optional system accessory modules available.

AGENCY LISTINGS

- UL1481 Release Date 04/09/1999
- UL294 Release Date 03/09/2004

CODE COMPLIANCE

- NFPA 72
- NFPA 731
- CSFM
- NY MEA
- NEC Article 725, Class 2 Power Limiting
- FCC Part 15, subpart B, class A

GENERAL SYSTEM FEATURES

- 12/24 VDC, user selectable
- Multiple power supply outputs individually fused and supervised
- 8 Class 2 power limited power distribution outputs
- High surge current capability
- Continuous monitoring of:
 - Internal System Operation
 - Battery Charging System
- Short circuit protection
- Thermal protection
- Dual rate controlled current battery charging
- Solid state battery transfer
- Visual fault & status indication
- Relay fault output
- Reverse polarity protection
- Minimal current draw in standby mode
- Surge current available for initial activation of:
 - Magnetic locks
 - Smoke dampers
 - Door holders
- Battery presence supervision or optional battery presence disconnect
- Zero voltage drop on battery transfer
- Instant switch over to battery standby
- Interface to FACP addressable modules through either:
 - Voltage output
 - Relay output
 - Open collector output
- Limited lifetime warranty

POWER DISTRIBUTION FEATURES:

- 8 Class 2, Power limited outputs, PTC protected
- Visual Status Indication

INSTALLATION / SERVICE FEATURES:

- Removable terminal strips
- Connector for primary AC input allows for safe disconnect
- Tamper switch included
- Small cabinet for reduced wall space
- Lightweight

BN6-002-PD8-UL 12/24 VDC, 6 Amp, 8 Output Fire/Access Power Management System



BEACONPOWER
INTEGRATING FIRE AND ACCESS

SYSTEM SPECIFICATIONS

Input specifications:

- Input voltage: 120 VAC or 230 VAC
- Input current: 1.6 A maximum
- Input voltage frequency: 60 Hz

Output specifications:

- Output voltage: 12 or 24 VDC, user selectable
- Output current rating: 12 A @ 12 VDC or 6 A @ 24 VDC
- Ripple: < 1 % RMS
- Current draw in standby mode: < 60 mA
- Electronically regulated and filtered output

Output Configurations:

- 1 constant DC output
- 1 FACP controlled output; energized on FAI
- 1 FACP controlled output; de-energized on FAI

Fire Alarm Interface (FAI) Requirements:

- Trip voltage range: 9 to 33 VDC
- Current draw from FACP: 4 to 15 mA

Temperature Ratings:

- Operating temperature: 0 C° to 49 C°
- Humidity: 93% @ 32 C°, indoor, dry
- BTU/hr: 99

Battery Back-up Specifications:

- Battery charge chemistry: sealed lead acid rechargeable
- Maximum battery charge capacity: 36 Ah

Fault Detection; Relay Contact Output:

- Low/No AC
- High/Low DC
- Blown fuse
- Battery presence

Visual Indicators:

- System trouble: Yellow LED
- AC power: Green LED
- AC trouble: Yellow LED
- Constant DC output OK: Green LED
- FACP controlled output OK: Green LED
- FAI activated: Red LED
- Reversed battery: Yellow LED

POWER DISTRIBUTION SPECIFICATIONS

- 8 Class 2 power limited power distribution outputs
- Output current: power limited @ 1.5 A per output, PTC protected

MECHANICAL SPECIFICATIONS

- Vented cabinet: 12"L x 12"W x 4"D, 10 lbs
- Battery space: two 7 Ah or two 12 Ah batteries

APPLICATIONS

Fire System Applications:

- Fire alarm interface for emergency exit
- Smoke detectors (re-settable)
- Door holders
- Auxiliary equipment
- Elevator recall
- Smoke dampers
- Mass Notification Systems

Access Control Applications

- Access control system power
- Fire alarm interface for emergency exit
- Door strikes
- Mag locks
- Card readers
- Proximity readers

ORDER NUMBER	MODEL NUMBER	DESCRIPTION
10017	BN6-002-PD8-UL	12/24 VDC 6 A power supply 8 power limited outputs Key lockable cabinet
10014	BN6-000-PD8-UL	12/24 VDC 6 A power supply replacement board with on-board PD8-UL module
10013	BN6-000-UL	12/24 VDC 6 A power supply replacement board
10041	PD8-UL	8 power limited output power distribution replacement module



ALARM SAF

65A Industrial Way, Wilmington, MA 01887-3499, USA, Voice:978-658-6717, Fax:978-658-8638 www.alarmsaf.com



ALARM SAF

BN6-002-PD8F-UL 12/24 VDC, 6 Amp, 8 Output Fire/Access Power Management System



BEACONPOWER
INTEGRATING FIRE AND ACCESS

12/24 VDC, 6 Amp regulated power supply designed to manage power in access control and fire systems for full integration of life-safety building systems.

Unique and versatile, this off-line switching power supply features supervised outputs, broad fault detection and reporting, FACP egress control, interface to FACP addressable modules, battery presence supervision and continuous monitoring of internal system and battery charging operations. The system also provides 8 individually fuse protected outputs.

Applications include Fire Alarm Interface (FAI) for emergency egress, elevator recall and alarm monitoring, power for access control systems, FACP, auxiliary devices and door electronics and mag lock control.

UL Listed to the latest releases of UL 1481, UL 294. Optional system accessory modules available.

AGENCY LISTINGS

- UL1481 Release Date 04/09/1999
- UL294 Release Date 03/09/2004

CODE COMPLIANCE

- NFPA 72
- NFPA 731
- CSFM
- NY MEA
- FCC Part 15, subpart B, class A

GENERAL SYSTEM FEATURES

- 12/24 VDC, user selectable
- Multiple power supply outputs individually fused and supervised
- 8 individually Fuse protected power distribution outputs
- High surge current capability
- Continuous monitoring of:
 - Internal System Operation
 - Battery Charging System
- Short circuit protection
- Thermal protection
- Dual rate controlled current battery charging
- Solid state battery transfer
- Visual fault & status indication
- Relay fault output
- Reverse polarity protection
- Minimal current draw in standby mode
- Surge current available for initial activation of:
 - Magnetic locks
 - Smoke dampers
 - Door holders
- Battery presence supervision or optional battery presence disconnect
- Zero voltage drop on battery transfer
- Instant switch over to battery standby
- Interface to FACP addressable modules through either:
 - Voltage output
 - Relay output
 - Open collector output
- Limited lifetime warranty

POWER DISTRIBUTION FEATURES:

- 8 Individually fuse protected outputs
- Visual Status Indication

INSTALLATION / SERVICE FEATURES:

- Removable terminal strips
- Connector for primary AC input allows for safe disconnect
- Automotive Blade Fuses for improved reliability
- Tamper switch included
- Small cabinet for reduced wall space
- Lightweight

BN6-002-PD8F-UL 12/24 VDC, 6 Amp, 8 Output Fire/Access Power Management System



BEACONPOWER
INTEGRATING FIRE AND ACCESS

SYSTEM SPECIFICATIONS

Input specifications:

- Input voltage: 120 VAC or 230 VAC
- Input current: 1.6 A maximum
- Input voltage frequency: 60 Hz

Output specifications:

- Output voltage: 12 or 24 VDC, user selectable
- Output current rating: 12 A @ 12 VDC or 6 A @ 24 VDC
- Ripple: < 1 % RMS
- Current draw in standby mode: < 60 mA
- Electronically regulated and filtered output

Output Configurations:

- 1 constant DC output
- 1 FACP controlled output; energized on FAI
- 1 FACP controlled output; de-energized on FAI

Fire Alarm Interface (FAI) Requirements:

- Trip voltage range: 9 to 33 VDC
- Current draw from FACP: 4 to 15 mA

Temperature Ratings:

- Operating temperature: 0 C° to 49 C°
- Humidity: 93% @ 32 C°, indoor, dry
- BTU/hr: 99

Battery Back-up Specifications:

- Battery charge chemistry: sealed lead acid rechargeable
- Maximum battery charge capacity: 36 Ah

Fault Detection; Relay Contact Output:

- Low/No AC
- High/Low DC
- Blown fuse
- Battery presence

Visual Indicators:

- System trouble: Yellow LED
- AC power: Green LED
- AC trouble: Yellow LED
- Constant DC output OK: Green LED
- FACP controlled output OK: Green LED
- FAI activated: Red LED
- Reversed battery: Yellow LED

POWER DISTRIBUTION SPECIFICATIONS

- 8 individually fused outputs
- Output current: 3 A per output, fuse protected

MECHANICAL SPECIFICATIONS

- Vented cabinet: 12" L x 12" W x 4" D, 10 lbs
- Battery space: two 7 Ah or two 12 Ah batteries

APPLICATIONS

Fire System Applications:

- Fire alarm interface for emergency exit
- Smoke detectors (re-settable)
- Door holders
- Auxiliary equipment
- Elevator recall
- Smoke dampers
- Mass Notification Systems

Access Control Applications

- Access control system power
- Fire alarm interface for emergency exit
- Door strikes
- Mag locks
- Card readers
- Proximity readers

ORDER NUMBER	MODEL NUMBER	DESCRIPTION
10018	BN6-002-PD8F-UL	12/24 VDC 6 A power supply 8 fused outputs Key lockable cabinet
10015	BN6-000-PD8F-UL	12/24 VDC 6 A power supply replacement board with on-board PD8F-UL module
10013	BN6-000-UL	12/24 VDC 6 A power supply replacement board
10042	PD8F-UL	8 fused output power distribution replacement module



ALARM SAF

65A Industrial Way, Wilmington, MA 01887-3499, USA, Voice:978-658-6717, Fax:978-658-8638 www.alarmsaf.com



ALARM SAF

BN6-002-UL 12/24 VDC, 6 Amp Fire/Access Power Management System



BEACONPOWER
INTEGRATING FIRE AND ACCESS

12/24 VDC, 6 Amp regulated power supply designed to manage power in access control and fire systems for full integration of life-safety building systems.

Unique and versatile, this off-line switching power supply features supervised outputs, broad fault detection and reporting, FACP egress control, interface to FACP addressable modules, battery presence supervision and continuous monitoring of internal system and battery charging operations.

Applications include Fire Alarm Interface (FAI) for emergency egress, elevator recall and alarm monitoring, power for access control systems, FACP, auxiliary devices and door electronics and mag lock control.

UL Listed to the latest releases of UL 1481, UL 294. Optional system accessory modules available.

AGENCY LISTINGS

- UL1481 Release Date 04/09/1999
- UL294 Release Date 03/09/2004

CODE COMPLIANCE

- NFPA 72
- NFPA 731
- CSFM
- NY MEA
- FCC Part 15, subpart B, class A

GENERAL SYSTEM FEATURES

- 12/24 VDC, user selectable
- Multiple power supply outputs individually fused and supervised
- High surge current capability
- Continuous monitoring of:
 - Internal System Operation
 - Battery Charging System
- Short circuit protection
- Thermal protection
- Dual rate controlled current battery charging
- Solid state battery transfer
- Visual fault & status indication
- Relay fault output
- Reverse polarity protection
- Minimal current draw in standby mode
- Surge current available for initial activation of:
 - Magnetic locks
 - Smoke dampers
 - Door holders
- Zero voltage drop on battery transfer
- Instant switch over to battery standby
- Interface to FACP addressable modules through either:
 - Voltage output
 - Relay output
 - Open collector output
- Battery presence supervision or optional battery presence disconnect
- Limited lifetime warranty

INSTALLATION / SERVICE FEATURES:

- Removable terminal strips
- Connector for primary AC input allows for safe disconnect
- Automotive Blade Fuses for improved reliability
- Tamper switch included
- Small cabinet for reduced wall space
- Lightweight



BN6-002-UL 12/24 VDC, 6 Amp Fire/Access Power Management System

BEACONPOWER
INTEGRATING FIRE AND ACCESS

POWER SUPPLY SPECIFICATIONS

Input specifications:

- Input voltage: 120 VAC or 230 VAC
- Input current: 1.6 A maximum
- Input voltage frequency: 60 Hz

Output specifications:

- Output voltage: 12 or 24 VDC, user selectable
- Output current rating: 12 A @ 12 VDC or 6 A @ 24 VDC
- Ripple: < 1 % RMS
- Current draw in standby mode: < 60 mA
- Electronically regulated and filtered output

Output Configurations:

- 1 constant DC output
- 1 FACP controlled output; energized on FAI
- 1 FACP controlled output; de-energized on FAI

Fire Alarm Interface (FAI) Requirements:

- Trip voltage range: 9 to 33 VDC
- Current draw from FACP: 4 to 15 mA

Temperature Ratings:

- Operating temperature: 0 C° to 49 C°
- Humidity: 93% @ 32 C°, indoor, dry
- BTU/hr: 99

Battery Back-up Specifications:

- Battery charge chemistry: sealed lead acid rechargeable
- Maximum battery charge capacity: 36 Ah

Fault Detection; Relay Contact Output:

- Low/No AC
- High/Low DC
- Blown fuse
- Battery presence

Visual Indicators:

- System trouble: Yellow LED
- AC power: Green LED
- AC trouble: Yellow LED
- Constant DC output OK: Green LED
- FACP controlled output OK: Green LED
- FAI activated: Red LED
- Reversed battery: Yellow LED

MECHANICAL SPECIFICATIONS

BN6-002-UL:

- Vented cabinet: 12"L x 12"W x 4"D, 10 lbs
- Battery space: two 7 Ah or two 12 Ah batteries

BN6-004-UL:

- Vented cabinet: 15"L x 18"W x 4"D, 10 lbs
- Battery space: two 7 Ah, two 12 Ah batteries or two 17Ah batteries

APPLICATIONS

Fire System Applications:

- Fire alarm interface for emergency exit
- Smoke detectors (re-settable)
- Door holders
- Auxiliary equipment
- Elevator recall
- Smoke dampers
- Mass Notification Systems

Access Control Applications

- Access control system power
- Fire alarm interface for emergency exit
- Door strikes
- Mag locks
- Card readers
- Proximity readers

ORDER NUMBER	MODEL NUMBER	DESCRIPTION
ORDER INFO		
10016	BN6-002-UL	12/24 VDC, 6 A power supply Key lockable cabinet
10063	BN6-004-UL	12/24 VDC, 6 A power supply Large key lockable cabinet
10013	BN6-000-UL	12/24 VDC, 6 A power supply replacement board
SYSTEM ACCESSORY MODULES		
10041	PD8	8 PTC outputs, power distribution board
10042	PD8F	8 fused outputs, power distribution board
10067	MB8	8 PTC outputs, Multi-Buss, power distribution board
10068	MB8F	8 fused outputs, Multi-Buss, power distribution board
10069	CMB8	4 relay controlled and 4 selectable PTC outputs, Multi-Buss power distribution board
10070	CMB8F	4 relay controlled and 4 selectable fused outputs, Multi-Buss power distribution board
10066	SPS4	Secondary power source module




ALARM SAF



ALARM SAF

BN6-003-APD8-UL 12/24 VDC, 6 Amp, 8 Output Fire/Access Power Management System



12/24 VDC, 6 Amp regulated power supply with advanced power distribution module designed to manage power in access control and fire systems for full integration of life-safety building systems.

Unique and versatile, this off-line switching power supply features supervised outputs, broad fault detection and reporting, FACP egress control, interface to FACP addressable modules, battery presence supervision and continuous monitoring of internal system and battery charging operations. The system also provides 8 relay controlled, individually PTC power limited and programmable outputs.

Applications include Fire Alarm Interface (FAI) for emergency egress, elevator recall and alarm monitoring, power for access control systems, FACP, auxiliary devices and door electronics and mag lock control.

UL Listed to the latest releases of UL 1481, UL 294. Optional system accessory modules available.

AGENCY LISTINGS

- UL1481 Release Date 04/09/1999
- UL294 Release Date 03/09/2004

CODE COMPLIANCE

- NFPA 72
- NFPA 731
- CSFM
- NY MEA
- NEC Article 725, Class 2 Power Limiting
- FCC Part 15, subpart B, class A

GENERAL SYSTEM FEATURES

- 12/24 VDC, user selectable
- Multiple power supply outputs individually fused and supervised
- 8 individually programmable power distribution outputs, Class 2 power limited
- High surge current capability
- Continuous monitoring of:
 - Internal System Operation
 - Battery Charging System
- Short circuit protection
- Thermal protection
- Dual rate controlled current battery charging
- Solid state battery transfer
- Visual fault & status indication
- Relay fault output
- Reverse polarity protection
- Minimal current draw in standby mode
- Surge current available for initial activation of:
 - Magnetic locks
 - Smoke dampers
 - Door holders
- Battery presence supervision or optional battery presence disconnect
- Zero voltage drop on battery transfer
- Instant switch over to battery standby
- Interface to FACP addressable modules through either:
 - Voltage output
 - Relay output
 - Open collector output
- Limited lifetime warranty

POWER DISTRIBUTION FEATURES

- 8 Class 2, Power limited outputs, PTC protected
 - Independently programmable
 - Relay Controlled
- Latching or non-Latching Fire Alarm Interface (FAI)
- Visual Status Indication

INSTALLATION / SERVICE FEATURES:

- Removable terminal strips
- Connector for primary AC input allows for safe disconnect
- Tamper switch included

BN6-003-APD8-UL 12/24 VDC, 6 Amp, 8 Output Fire/Access Power Management System



BEACONPOWER
INTEGRATING FIRE AND ACCESS

POWER SUPPLY SPECIFICATIONS

Input specifications:

- Input voltage: 120 VAC or 230 VAC
- Input current: 1.6 A maximum
- Input voltage frequency: 60 Hz

Output specifications:

- Output voltage: 12 or 24 VDC, user selectable
- Output current rating: 12 A @ 12 VDC or 6 A @ 24 VDC
- Ripple: < 1 % RMS
- Current draw in standby mode: < 60 mA
- Electronically regulated and filtered output

Output Configurations:

- 1 constant DC output
- 1 FACP controlled output; energized on FAI
- 1 FACP controlled output; de-energized on FAI

Fire Alarm Interface (FAI) Requirements:

- Trip voltage range: 9 to 33 VDC
- Current draw from FACP: 4 to 15 mA

Temperature Ratings:

- Operating temperature: 0 C° to 49 C°
- Humidity: 93% @ 32 C°, indoor, dry
- BTU/hr: 99

Battery Back-up Specifications:

- Battery charge chemistry: sealed lead acid rechargeable
- Maximum battery charge capacity: 36 Ah

Fault Detection; Relay Contact Output:

- Low/No AC
- High/Low DC
- Blown fuse
- Battery presence

Visual Indicators:

- System trouble: Yellow LED
- AC power: Green LED
- AC trouble: Yellow LED
- Constant DC output OK: Green LED
- FACP controlled output OK: Green LED
- FAI activated: Red LED
- Reversed battery: Yellow LED

POWER DISTRIBUTION SPECIFICATIONS

- 8 outputs, individually programmable for:
 - Fail Safe
 - Fail Secure
 - Form "C" Relay Contact
 - Constant Voltage for Auxiliary devices
 - Fire Alarm Interface (FAI)
- 8 inputs, individually programmable for:
 - Negative or Open Collector Trip
 - Positive Trip
 - Isolated Trip
- Lock Output Current: Power Limited @ 2.5A per output, PTC protected
- Lock Input trip current: .03 A per input
- Lock Relay contacts rated @ 28 VDC, 12 A

Visual status indicators:

- Input Activation: Red LED per input
- Control Voltage Presence: Green LED
- Fire Alarm Interface (FAI) status: Green LED

MECHANICAL SPECIFICATIONS

BN6-003-APD8-UL:

- Vented cabinet: 11" L x 15" W x 4" D, 15 lbs

BN6-004-APD8-UL:

- Vented cabinet: 15" L x 18" W x 4" D, 21 lbs

APPLICATIONS

Fire System Applications:

- Fire alarm interface for emergency exit
- Smoke detectors (re-settable)
- Door holders
- Auxiliary equipment
- Elevator recall
- Smoke dampers
- Mass Notification Systems

Access Control Applications

- Access control system power
- Fire alarm interface for emergency exit
- Door strikes
- Mag locks
- Card readers
- Proximity readers

ORDER NUMBER	MODEL NUMBER	DESCRIPTION
10019	BN6-003-APD8-UL	12/24 VDC 6 A power supply 8 power limited outputs key lockable cabinet
10020	BN6-004-APD8-UL	12/24 VDC 6 A power supply 8 power limited outputs large key lockable cabinet
10013	BN6-000-UL	12/24 VDC 6 A power supply replacement board
02827	APD8-BD	8 power limited outputs advanced power distribution replacement board




ALARM SAF

65A Industrial Way, Wilmington, MA 01887-3499, USA, Voice:978-658-6717, Fax:978-658-8638 www.alarmsaf.com



ALARM SAF

BN6-003-APD8F-UL 12/24 VDC, 6 Amp, 8 Output Fire/Access Power Management System



BEACONPOWER
INTEGRATING FIRE AND ACCESS

12/24 VDC, 6 Amp regulated power supply with advanced power distribution module designed to manage power in access control and fire systems for full integration of life-safety building systems.

Unique and versatile, this off-line switching power supply features supervised outputs, broad fault detection and reporting, FACP egress control, interface to FACP addressable modules, battery presence supervision and continuous monitoring of internal system and battery charging operations. The system also provides 8 relay controlled, individually programmable, fuse protected outputs.

Applications include Fire Alarm Interface (FAI) for emergency egress, elevator recall and alarm monitoring, power for access control systems, FACP, auxiliary devices and door electronics and mag lock control.

UL Listed to the latest releases of UL 1481, UL 294. Optional system accessory modules available.

AGENCY LISTINGS

- UL1481 Release Date 04/09/1999
- UL294 Release Date 03/09/2004

CODE COMPLIANCE

- NFPA 72
- NFPA 731
- CSFM
- NY MEA
- FCC Part 15, subpart B, class A

GENERAL SYSTEM FEATURES

- 12/24 VDC, user selectable
- Multiple power supply outputs individually fused and supervised
- 8 individually programmable power distribution outputs, fuse protected
- High surge current capability
- Continuous monitoring of:
 - Internal System Operation
 - Battery Charging System
- Short circuit protection
- Thermal protection
- Dual rate controlled current battery charging
- Solid state battery transfer
- Visual fault & status indication
- Relay fault output
- Reverse polarity protection
- Minimal current draw in standby mode
- Surge current available for initial activation of:
 - Magnetic locks
 - Smoke dampers
 - Door holders
- Battery presence supervision or optional battery presence disconnect
- Zero voltage drop on battery transfer
- Instant switch over to battery standby
- Interface to FACP addressable modules through either:
 - Voltage output
 - Relay output
 - Open collector output
- Limited lifetime warranty

POWER DISTRIBUTION FEATURES

- 8 Individually fuse protected advanced outputs
 - Independently programmable
 - Relay Controlled
- Latching or non-Latching Fire Alarm Interface (FAI)
- Visual Status Indication

INSTALLATION / SERVICE FEATURES:

- Removable terminal strips
- Connector for primary AC input allows for safe disconnect
- Automotive Blade Fuses for improved reliability
- Tamper switch included

BN6-002-APD8F-UL 12/24 VDC, 6 Amp, 8 Output Fire/Access Power Management System



BEACONPOWER
INTEGRATING FIRE AND ACCESS

POWER SUPPLY SPECIFICATIONS

Input specifications:

- Input voltage: 120 VAC or 230 VAC
- Input current: 1.6 A maximum
- Input voltage frequency: 60 Hz

Output specifications:

- Output voltage: 12 or 24 VDC, user selectable
- Output current rating: 12 A @ 12 VDC or 6 A @ 24 VDC
- Ripple: < 1 % RMS
- Current draw in standby mode: < 60 mA
- Electronically regulated and filtered output

Output Configurations:

- 1 constant DC output
- 1 FACP controlled output; energized on FAI
- 1 FACP controlled output; de-energized on FAI

Fire Alarm Interface (FAI) Requirements:

- Trip voltage range: 9 to 33 VDC
- Current draw from FACP: 4 to 15 mA

Temperature Ratings:

- Operating temperature: 0 C° to 49 C°
- Humidity: 93% @ 32 C°, indoor, dry
- BTU/hr: 99

Battery Back-up Specifications:

- Battery charge chemistry: sealed lead acid rechargeable
- Maximum battery charge capacity: 36 Ah

Fault Detection; Relay Contact Output:

- Low/No AC
- High/Low DC
- Blown fuse
- Battery presence

Visual Indicators:

- System trouble: Yellow LED
- AC power: Green LED
- AC trouble: Yellow LED
- Constant DC output OK: Green LED
- FACP controlled output OK: Green LED
- FAI activated: Red LED
- Reversed battery: Yellow LED

POWER DISTRIBUTION SPECIFICATIONS

- 8 outputs, individually programmable for:
 - Fail Safe
 - Fail Secure
 - Form "C" Relay Contact
 - Constant Voltage for Auxiliary devices
 - Fire Alarm Interface (FAI)
- 8 inputs, individually programmable for:
 - Negative or Open Collector Trip
 - Positive Trip
 - Isolated Trip
- Lock Output Current: 3 A per output, fuse protected
- Lock Input trip current: .03 A per input
- Lock Relay contacts rated @ 28 VDC, 12 A

Visual status indicators:

- Input Activation: Red LED per input
- Control Voltage Presence: Green LED
- Fire Alarm Interface (FAI) status: Green LED

MECHANICAL SPECIFICATIONS

BN6-003-APD8F-UL:

- Vented cabinet: 11" L x 15" W x 4" D, 15 lbs

BN6-004-APD8F-UL:

- Vented cabinet: 15" L x 18" W x 4" D, 21 lbs
- Battery space: two 7Ah or two 12 Ah batteries

APPLICATIONS

Fire System Applications:

- Fire alarm interface for emergency exit
- Smoke detectors (re-settable)
- Door holders
- Auxiliary equipment
- Elevator recall
- Smoke dampers
- Mass Notification Systems

Access Control Applications

- Access control system power
- Fire alarm interface for emergency exit
- Door strikes
- Mag locks
- Card readers
- Proximity readers

ORDER NUMBER	MODEL NUMBER	DESCRIPTION
10021	BN6-003-APD8F-UL	12/24 VDC 6 A power supply 8 fused outputs key lockable cabinet
10022	BN6-004-APD8F-UL	12/24 VDC 6 A power supply 8 fused outputs large key lockable cabinet
10013	BN6-000-UL	12/24 VDC 6 A power supply replacement board
02828	APD8F-BD	8 fused outputs advanced power distribution replacement board




ALARM SAF

65A Industrial Way, Wilmington, MA 01887-3499, USA, Voice:978-658-6717, Fax:978-658-8638 www.alarmsaf.com



ALARM SAF

BN6-003-APD8-UL 12/24 VDC, 6 Amp, 8 Output Fire/Access Power Management System



12/24 VDC, 6 Amp regulated power supply with advanced power distribution module designed to manage power in access control and fire systems for full integration of life-safety building systems.

Unique and versatile, this off-line switching power supply features supervised outputs, broad fault detection and reporting, FACP egress control, interface to FACP addressable modules, battery presence supervision and continuous monitoring of internal system and battery charging operations. The system also provides 8 relay controlled, individually PTC power limited and programmable outputs.

Applications include Fire Alarm Interface (FAI) for emergency egress, elevator recall and alarm monitoring, power for access control systems, FACP, auxiliary devices and door electronics and mag lock control.

UL Listed to the latest releases of UL 1481, UL 294. Optional system accessory modules available.

AGENCY LISTINGS

- UL1481 Release Date 04/09/1999
- UL294 Release Date 03/09/2004

CODE COMPLIANCE

- NFPA 72
- NFPA 731
- CSFM
- NY MEA
- NEC Article 725, Class 2 Power Limiting
- FCC Part 15, subpart B, class A

GENERAL SYSTEM FEATURES

- 12/24 VDC, user selectable
- Multiple power supply outputs individually fused and supervised
- 8 individually programmable power distribution outputs, Class 2 power limited
- High surge current capability
- Continuous monitoring of:
 - Internal System Operation
 - Battery Charging System
- Short circuit protection
- Thermal protection
- Dual rate controlled current battery charging
- Solid state battery transfer
- Visual fault & status indication
- Relay fault output
- Reverse polarity protection
- Minimal current draw in standby mode
- Surge current available for initial activation of:
 - Magnetic locks
 - Smoke dampers
 - Door holders
- Battery presence supervision or optional battery presence disconnect
- Zero voltage drop on battery transfer
- Instant switch over to battery standby
- Interface to FACP addressable modules through either:
 - Voltage output
 - Relay output
 - Open collector output
- Limited lifetime warranty

POWER DISTRIBUTION FEATURES

- 8 Class 2, Power limited outputs, PTC protected
 - Independently programmable
 - Relay Controlled
- Latching or non-Latching Fire Alarm Interface (FAI)
- Visual Status Indication

INSTALLATION / SERVICE FEATURES:

- Removable terminal strips
- Connector for primary AC input allows for safe disconnect
- Tamper switch included

BN6-003-APD8-UL 12/24 VDC, 6 Amp, 8 Output Fire/Access Power Management System



BEACONPOWER
INTEGRATING FIRE AND ACCESS

POWER SUPPLY SPECIFICATIONS

Input specifications:

- Input voltage: 120 VAC or 230 VAC
- Input current: 1.6 A maximum
- Input voltage frequency: 60 Hz

Output specifications:

- Output voltage: 12 or 24 VDC, user selectable
- Output current rating: 12 A @ 12 VDC or 6 A @ 24 VDC
- Ripple: < 1 % RMS
- Current draw in standby mode: < 60 mA
- Electronically regulated and filtered output

Output Configurations:

- 1 constant DC output
- 1 FACP controlled output; energized on FAI
- 1 FACP controlled output; de-energized on FAI

Fire Alarm Interface (FAI) Requirements:

- Trip voltage range: 9 to 33 VDC
- Current draw from FACP: 4 to 15 mA

Temperature Ratings:

- Operating temperature: 0 C° to 49 C°
- Humidity: 93% @ 32 C°, indoor, dry
- BTU/hr: 99

Battery Back-up Specifications:

- Battery charge chemistry: sealed lead acid rechargeable
- Maximum battery charge capacity: 36 Ah

Fault Detection; Relay Contact Output:

- Low/No AC
- High/Low DC
- Blown fuse
- Battery presence

Visual Indicators:

- System trouble: Yellow LED
- AC power: Green LED
- AC trouble: Yellow LED
- Constant DC output OK: Green LED
- FACP controlled output OK: Green LED
- FAI activated: Red LED
- Reversed battery: Yellow LED

POWER DISTRIBUTION SPECIFICATIONS

- 8 outputs, individually programmable for:
 - Fail Safe
 - Fail Secure
 - Form "C" Relay Contact
 - Constant Voltage for Auxiliary devices
 - Fire Alarm Interface (FAI)
- 8 inputs, individually programmable for:
 - Negative or Open Collector Trip
 - Positive Trip
 - Isolated Trip
- Lock Output Current: Power Limited @ 2.5A per output, PTC protected
- Lock Input trip current: .03 A per input
- Lock Relay contacts rated @ 28 VDC, 12 A

Visual status indicators:

- Input Activation: Red LED per input
- Control Voltage Presence: Green LED
- Fire Alarm Interface (FAI) status: Green LED

MECHANICAL SPECIFICATIONS

BN6-003-APD8-UL:

- Vented cabinet: 11" L x 15" W x 4" D, 15 lbs

BN6-004-APD8-UL:

- Vented cabinet: 15" L x 18" W x 4" D, 21 lbs

APPLICATIONS

Fire System Applications:

- Fire alarm interface for emergency exit
- Smoke detectors (re-settable)
- Door holders
- Auxiliary equipment
- Elevator recall
- Smoke dampers
- Mass Notification Systems

Access Control Applications

- Access control system power
- Fire alarm interface for emergency exit
- Door strikes
- Mag locks
- Card readers
- Proximity readers

ORDER NUMBER	MODEL NUMBER	DESCRIPTION
10019	BN6-003-APD8-UL	12/24 VDC 6 A power supply 8 power limited outputs key lockable cabinet
10020	BN6-004-APD8-UL	12/24 VDC 6 A power supply 8 power limited outputs large key lockable cabinet
10013	BN6-000-UL	12/24 VDC 6 A power supply replacement board
02827	APD8-BD	8 power limited outputs advanced power distribution replacement board




ALARM SAF

65A Industrial Way, Wilmington, MA 01887-3499, USA, Voice:978-658-6717, Fax:978-658-8638 www.alarmsaf.com



ALARM SAF

BN6-003-APD8F-UL 12/24 VDC, 6 Amp, 8 Output Fire/Access Power Management System



BEACONPOWER
INTEGRATING FIRE AND ACCESS

12/24 VDC, 6 Amp regulated power supply with advanced power distribution module designed to manage power in access control and fire systems for full integration of life-safety building systems.

Unique and versatile, this off-line switching power supply features supervised outputs, broad fault detection and reporting, FACP egress control, interface to FACP addressable modules, battery presence supervision and continuous monitoring of internal system and battery charging operations. The system also provides 8 relay controlled, individually programmable, fuse protected outputs.

Applications include Fire Alarm Interface (FAI) for emergency egress, elevator recall and alarm monitoring, power for access control systems, FACP, auxiliary devices and door electronics and mag lock control.

UL Listed to the latest releases of UL 1481, UL 294. Optional system accessory modules available.

AGENCY LISTINGS

- UL1481 Release Date 04/09/1999
- UL294 Release Date 03/09/2004

CODE COMPLIANCE

- NFPA 72
- NFPA 731
- CSFM
- NY MEA
- FCC Part 15, subpart B, class A

GENERAL SYSTEM FEATURES

- 12/24 VDC, user selectable
- Multiple power supply outputs individually fused and supervised
- 8 individually programmable power distribution outputs, fuse protected
- High surge current capability
- Continuous monitoring of:
 - Internal System Operation
 - Battery Charging System
- Short circuit protection
- Thermal protection
- Dual rate controlled current battery charging
- Solid state battery transfer
- Visual fault & status indication
- Relay fault output
- Reverse polarity protection
- Minimal current draw in standby mode
- Surge current available for initial activation of:
 - Magnetic locks
 - Smoke dampers
 - Door holders
- Battery presence supervision or optional battery presence disconnect
- Zero voltage drop on battery transfer
- Instant switch over to battery standby
- Interface to FACP addressable modules through either:
 - Voltage output
 - Relay output
 - Open collector output
- Limited lifetime warranty

POWER DISTRIBUTION FEATURES

- 8 Individually fuse protected advanced outputs
 - Independently programmable
 - Relay Controlled
- Latching or non-Latching Fire Alarm Interface (FAI)
- Visual Status Indication

INSTALLATION / SERVICE FEATURES:

- Removable terminal strips
- Connector for primary AC input allows for safe disconnect
- Automotive Blade Fuses for improved reliability
- Tamper switch included

BN6-002-APD8F-UL 12/24 VDC, 6 Amp, 8 Output Fire/Access Power Management System



BEACONPOWER
INTEGRATING FIRE AND ACCESS

POWER SUPPLY SPECIFICATIONS

Input specifications:

- Input voltage: 120 VAC or 230 VAC
- Input current: 1.6 A maximum
- Input voltage frequency: 60 Hz

Output specifications:

- Output voltage: 12 or 24 VDC, user selectable
- Output current rating: 12 A @ 12 VDC or 6 A @ 24 VDC
- Ripple: < 1 % RMS
- Current draw in standby mode: < 60 mA
- Electronically regulated and filtered output

Output Configurations:

- 1 constant DC output
- 1 FACP controlled output; energized on FAI
- 1 FACP controlled output; de-energized on FAI

Fire Alarm Interface (FAI) Requirements:

- Trip voltage range: 9 to 33 VDC
- Current draw from FACP: 4 to 15 mA

Temperature Ratings:

- Operating temperature: 0 C° to 49 C°
- Humidity: 93% @ 32 C°, indoor, dry
- BTU/hr: 99

Battery Back-up Specifications:

- Battery charge chemistry: sealed lead acid rechargeable
- Maximum battery charge capacity: 36 Ah

Fault Detection; Relay Contact Output:

- Low/No AC
- High/Low DC
- Blown fuse
- Battery presence

Visual Indicators:

- System trouble: Yellow LED
- AC power: Green LED
- AC trouble: Yellow LED
- Constant DC output OK: Green LED
- FACP controlled output OK: Green LED
- FAI activated: Red LED
- Reversed battery: Yellow LED

POWER DISTRIBUTION SPECIFICATIONS

- 8 outputs, individually programmable for:
 - Fail Safe
 - Fail Secure
 - Form "C" Relay Contact
 - Constant Voltage for Auxiliary devices
 - Fire Alarm Interface (FAI)
- 8 inputs, individually programmable for:
 - Negative or Open Collector Trip
 - Positive Trip
 - Isolated Trip
- Lock Output Current: 3 A per output, fuse protected
- Lock Input trip current: .03 A per input
- Lock Relay contacts rated @ 28 VDC, 12 A

Visual status indicators:

- Input Activation: Red LED per input
- Control Voltage Presence: Green LED
- Fire Alarm Interface (FAI) status: Green LED

MECHANICAL SPECIFICATIONS

BN6-003-APD8F-UL:

- Vented cabinet: 11" L x 15" W x 4" D, 15 lbs

BN6-004-APD8F-UL:

- Vented cabinet: 15" L x 18" W x 4" D, 21 lbs
- Battery space: two 7Ah or two 12 Ah batteries

APPLICATIONS

Fire System Applications:

- Fire alarm interface for emergency exit
- Smoke detectors (re-settable)
- Door holders
- Auxiliary equipment
- Elevator recall
- Smoke dampers
- Mass Notification Systems

Access Control Applications

- Access control system power
- Fire alarm interface for emergency exit
- Door strikes
- Mag locks
- Card readers
- Proximity readers

ORDER NUMBER	MODEL NUMBER	DESCRIPTION
10021	BN6-003-APD8F-UL	12/24 VDC 6 A power supply 8 fused outputs key lockable cabinet
10022	BN6-004-APD8F-UL	12/24 VDC 6 A power supply 8 fused outputs large key lockable cabinet
10013	BN6-000-UL	12/24 VDC 6 A power supply replacement board
02828	APD8F-BD	8 fused outputs advanced power distribution replacement board



ALARM SAF

65A Industrial Way, Wilmington, MA 01887-3499, USA, Voice:978-658-6717, Fax:978-658-8638 www.alarmsaf.com



ALARM SAF

BN6-002-UL 12/24 VDC, 6 Amp Fire/Access Power Management System



BEACONPOWER
INTEGRATING FIRE AND ACCESS

12/24 VDC, 6 Amp regulated power supply designed to manage power in access control and fire systems for full integration of life-safety building systems.

Unique and versatile, this off-line switching power supply features supervised outputs, broad fault detection and reporting, FACP egress control, interface to FACP addressable modules, battery presence supervision and continuous monitoring of internal system and battery charging operations.

Applications include Fire Alarm Interface (FAI) for emergency egress, elevator recall and alarm monitoring, power for access control systems, FACP, auxiliary devices and door electronics and mag lock control.

UL Listed to the latest releases of UL 1481, UL 294. Optional system accessory modules available.

AGENCY LISTINGS

- UL1481 Release Date 04/09/1999
- UL294 Release Date 03/09/2004

CODE COMPLIANCE

- NFPA 72
- NFPA 731
- CSFM
- NY MEA
- FCC Part 15, subpart B, class A

GENERAL SYSTEM FEATURES

- 12/24 VDC, user selectable
- Multiple power supply outputs individually fused and supervised
- High surge current capability
- Continuous monitoring of:
 - Internal System Operation
 - Battery Charging System
- Short circuit protection
- Thermal protection
- Dual rate controlled current battery charging
- Solid state battery transfer
- Visual fault & status indication
- Relay fault output
- Reverse polarity protection
- Minimal current draw in standby mode
- Surge current available for initial activation of:
 - Magnetic locks
 - Smoke dampers
 - Door holders
- Zero voltage drop on battery transfer
- Instant switch over to battery standby
- Interface to FACP addressable modules through either:
 - Voltage output
 - Relay output
 - Open collector output
- Battery presence supervision or optional battery presence disconnect
- Limited lifetime warranty

INSTALLATION / SERVICE FEATURES:

- Removable terminal strips
- Connector for primary AC input allows for safe disconnect
- Automotive Blade Fuses for improved reliability
- Tamper switch included
- Small cabinet for reduced wall space
- Lightweight



BN6-002-UL 12/24 VDC, 6 Amp Fire/Access Power Management System

BEACONPOWER
INTEGRATING FIRE AND ACCESS

POWER SUPPLY SPECIFICATIONS

Input specifications:

- Input voltage: 120 VAC or 230 VAC
- Input current: 1.6 A maximum
- Input voltage frequency: 60 Hz

Output specifications:

- Output voltage: 12 or 24 VDC, user selectable
- Output current rating: 12 A @ 12 VDC or 6 A @ 24 VDC
- Ripple: < 1 % RMS
- Current draw in standby mode: < 60 mA
- Electronically regulated and filtered output

Output Configurations:

- 1 constant DC output
- 1 FACP controlled output; energized on FAI
- 1 FACP controlled output; de-energized on FAI

Fire Alarm Interface (FAI) Requirements:

- Trip voltage range: 9 to 33 VDC
- Current draw from FACP: 4 to 15 mA

Temperature Ratings:

- Operating temperature: 0 C° to 49 C°
- Humidity: 93% @ 32 C°, indoor, dry
- BTU/hr: 99

Battery Back-up Specifications:

- Battery charge chemistry: sealed lead acid rechargeable
- Maximum battery charge capacity: 36 Ah

Fault Detection; Relay Contact Output:

- Low/No AC
- High/Low DC
- Blown fuse
- Battery presence

Visual Indicators:

- System trouble: Yellow LED
- AC power: Green LED
- AC trouble: Yellow LED
- Constant DC output OK: Green LED
- FACP controlled output OK: Green LED
- FAI activated: Red LED
- Reversed battery: Yellow LED

MECHANICAL SPECIFICATIONS

BN6-002-UL:

- Vented cabinet: 12"L x 12"W x 4"D, 10 lbs
- Battery space: two 7 Ah or two 12 Ah batteries

BN6-004-UL:

- Vented cabinet: 15"L x 18"W x 4"D, 10 lbs
- Battery space: two 7 Ah, two 12 Ah batteries or two 17Ah batteries

APPLICATIONS

Fire System Applications:

- Fire alarm interface for emergency exit
- Smoke detectors (re-settable)
- Door holders
- Auxiliary equipment
- Elevator recall
- Smoke dampers
- Mass Notification Systems

Access Control Applications

- Access control system power
- Fire alarm interface for emergency exit
- Door strikes
- Mag locks
- Card readers
- Proximity readers

ORDER NUMBER	MODEL NUMBER	DESCRIPTION
ORDER INFO		
10016	BN6-002-UL	12/24 VDC, 6 A power supply Key lockable cabinet
10063	BN6-004-UL	12/24 VDC, 6 A power supply Large key lockable cabinet
10013	BN6-000-UL	12/24 VDC, 6 A power supply replacement board
SYSTEM ACCESSORY MODULES		
10041	PD8	8 PTC outputs, power distribution board
10042	PD8F	8 fused outputs, power distribution board
10067	MB8	8 PTC outputs, Multi-Buss, power distribution board
10068	MB8F	8 fused outputs, Multi-Buss, power distribution board
10069	CMB8	4 relay controlled and 4 selectable PTC outputs, Multi-Buss power distribution board
10070	CMB8F	4 relay controlled and 4 selectable fused outputs, Multi-Buss power distribution board
10066	SPS4	Secondary power source module



ALARM SAF



ALARM SAF

BN64-004-CPD16-UL 12/24 VDC, 6/4 Amp, 16 Output Dual Fire/Access Power Management System



BEACONPOWER
INTEGRATING FIRE AND ACCESS

Dual 12/24 VDC, 6/4 Amp regulated power supply with advanced power distribution modules designed to manage power in large access control and fire systems for full integration of life-safety building systems.

Unique and versatile, this system provides 2 independent, 12/24 VDC, regulated off-line switching power supplies; one 6 Amp and one 4 Amp. Both feature supervised outputs, broad fault detection and reporting, FACP egress control, interface to FACP addressable modules, battery presence supervision and continuous monitoring of internal system and battery charging operations. The system also provides 16 total outputs; 8 relay controlled, individually PTC power limited and programmable outputs and 8 individually PTC power limited only outputs.

Applications include Fire Alarm Interface (FAI) for emergency egress, elevator recall and alarm monitoring, power for access control systems, FACP, auxiliary devices and door electronics and mag lock control.

UL Listed to the latest releases of UL 1481, UL 294. Optional system accessory modules available.

AGENCY LISTINGS

- UL1481 Release Date 04/09/1999
- UL294 Release Date 03/09/2004

CODE COMPLIANCE

- NFPA 72
- NFPA 731
- CSFM
- NY MEA
- NEC Article 725, Class 2 Power Limiting
- FCC Part 15, subpart B, class A

GENERAL SYSTEM FEATURES

- Two independent power supplies, each user selectable for 12/24 VDC
- Multiple power supply outputs individually fused and supervised
- 16 power distribution outputs
 - 8 relay controlled, individually programmable, Class 2 power limited
 - 8 individually Class 2 power limited
- High surge current capability
- Continuous monitoring of:
 - Internal System Operation
 - Battery Charging System
- Short circuit protection
- Thermal protection
- Dual rate controlled current battery charging
- Solid state battery transfer
- Visual fault & status indication
- Relay fault output
- Reverse polarity protection
- Minimal current draw in standby mode
- Surge current available for initial activation of:
 - Magnetic locks
 - Smoke dampers
 - Door holders
- Battery presence supervision or optional battery presence disconnect
- Zero voltage drop on battery transfer
- Instant switch over to battery standby
- Interface to FACP addressable modules through either:
 - Voltage output
 - Relay output
 - Open collector output
- Limited lifetime warranty

POWER DISTRIBUTION FEATURES:

- 16 power distribution outputs
 - 8 individually Class2, power limited, PTC protected
 - 8 relay controlled, individually Class2, power limited, PTC protected
 - independently programmable
 - latching or non-latching Fire Alarm Interface (FAI)
- Visual Status Indicators

INSTALLATION / SERVICE FEATURES:

- Removable terminal strips
- Connector for primary AC input allows for safe disconnect
- Tamper switch included

BN64-004-CPD16-UL 12/24 VDC, 6/4 Amp, 16 Output Dual Fire/Access Power Management System



BEACONPOWER
INTEGRATING FIRE AND ACCESS

POWER SUPPLY SPECIFICATIONS

NOTE: Dual system provides two independent power supplies, with the following specifications:

Power Supply #1 Specifications

- Input current - 1.6 A maximum
- Output current rating - 12 A @ 12 VDC or 6 A @ 24 VDC
- BTU/hr - 99

Power Supply #2 Specifications

- Input current - 1 A maximum
- Output current rating - 8 A @ 12 VDC or 4 A @ 24 VDC
- BTU/hr - 71

Common Specifications

Input specifications:

- Input voltage: 120 VAC or 230 VAC
- Input voltage frequency: 60 Hz

Output specifications:

- Output voltage: 12 or 24 VDC, user selectable
- Ripple: < 1 % RMS
- Current draw in standby mode: < 60 mA
- Electronically regulated and filtered output

Output Configurations:

- 1 constant DC output
- 1 FACP controlled output; energized on FAI
- 1 FACP controlled output; de-energized on FAI

Fire Alarm Interface (FAI) Requirements:

- Trip voltage range: 9 to 33 VDC
- Current draw from FACP: 4 to 15 mA

Temperature Ratings:

- Operating temperature: 0 C° to 49 C°
- Humidity: 93% @ 32 C°, indoor, dry

Battery Back-up Specifications:

- Battery charge chemistry: sealed lead acid rechargeable
- Maximum battery charge capacity: 36 Ah

Fault Detection; Relay Contact Output:

- Low/No AC
- High/Low DC
- Blown fuse
- Battery presence

Visual Indicators:

- System trouble: Yellow LED
- AC power: Green LED
- AC trouble: Yellow LED
- Constant DC output OK: Green LED
- FACP controlled output OK: Green LED
- FAI activated: Red LED
- Reversed battery: Yellow LED

POWER DISTRIBUTION SPECIFICATIONS

Advanced power distribution outputs

- 8 outputs, individually programmable for:
 - Fail Safe
 - Fail Secure
 - Form "C" Relay Contact
 - Constant Voltage for Auxiliary devices
 - Fire Alarm Interface (FAI)

- 8 inputs, individually programmable for:
 - Negative or Open Collector Trip
 - Positive Trip
 - Isolated Trip
- Lock Output Current: Power Limited @ 2.5 A per output, PTC protected
- Lock Input trip current: .03 A per input
- Lock Relay contacts rated @ 28 VDC, 12 A

Visual status indicators:

- Input Activation: Red LED per input
- Control Voltage Presence: Green LED
- Fire Alarm Interface (FAI) status: Green LED

Power distribution outputs

- 8 Class 2 power limited power distribution outputs
- Output current: power limited @ 1.5 A per output, PTC protected

MECHANICAL SPECIFICATIONS

- Vented cabinet: 15"L x 18"W x 4"D, 21 lbs

APPLICATIONS

Fire System Applications:

- Fire alarm interface for emergency exit
- Smoke detectors (re-settable)
- Door holders
- Auxiliary equipment
- Elevator recall
- Smoke dampers
- Mass Notification Systems

Access Control Applications

- Access control system power
- Fire alarm interface for emergency exit
- Door strikes
- Mag locks
- Card readers
- Proximity readers

ORDER NUMBER	MODEL NUMBER	DESCRIPTION
10023	BN64-004-CPD16-UL	12/24 VDC 6/4 A power supply 16 power limited outputs key lockable cabinet
10013	BN6-000-UL	12/24 VDC 6 A power supply replacement board
10001	BN4-000-UL	12/24 VDC 4 A power supply replacement board
02827	APD8-BD	8 power limited outputs advanced power distribution replacement board
10002	BN4-000-PD8-UL	4 A power supply replacement board with on-board PD8-UL module
10041	PD8-UL	8 power limited output power distribution replacement module




ALARM SAF

65A Industrial Way, Wilmington, MA 01887-3499, USA, Voice:978-658-6717, Fax:978-658-8638 www.alarmsaf.com



ALARM SAF

BN64-004-CPD16-UL 12/24 VDC, 6/4 Amp, 16 Output Dual Fire/Access Power Management System



BEACONPOWER
INTEGRATING FIRE AND ACCESS

Dual 12/24 VDC, 6/4 Amp regulated power supply with advanced power distribution modules designed to manage power in large access control and fire systems for full integration of life-safety building systems.

Unique and versatile, this system provides 2 independent, 12/24 VDC, regulated off-line switching power supplies; one 6 Amp and one 4 Amp. Both feature supervised outputs, broad fault detection and reporting, FACP egress control, interface to FACP addressable modules, battery presence supervision and continuous monitoring of internal system and battery charging operations. The system also provides 16 total outputs; 8 relay controlled, individually PTC power limited and programmable outputs and 8 individually PTC power limited only outputs.

Applications include Fire Alarm Interface (FAI) for emergency egress, elevator recall and alarm monitoring, power for access control systems, FACP, auxiliary devices and door electronics and mag lock control.

UL Listed to the latest releases of UL 1481, UL 294. Optional system accessory modules available.

AGENCY LISTINGS

- UL1481 Release Date 04/09/1999
- UL294 Release Date 03/09/2004

CODE COMPLIANCE

- NFPA 72
- NFPA 731
- CSFM
- NY MEA
- NEC Article 725, Class 2 Power Limiting
- FCC Part 15, subpart B, class A

GENERAL SYSTEM FEATURES

- Two independent power supplies, each user selectable for 12/24 VDC
- Multiple power supply outputs individually fused and supervised
- 16 power distribution outputs
 - 8 relay controlled, individually programmable, Class 2 power limited
 - 8 individually Class 2 power limited
- High surge current capability
- Continuous monitoring of:
 - Internal System Operation
 - Battery Charging System
- Short circuit protection
- Thermal protection
- Dual rate controlled current battery charging
- Solid state battery transfer
- Visual fault & status indication
- Relay fault output
- Reverse polarity protection
- Minimal current draw in standby mode
- Surge current available for initial activation of:
 - Magnetic locks
 - Smoke dampers
 - Door holders
- Battery presence supervision or optional battery presence disconnect
- Zero voltage drop on battery transfer
- Instant switch over to battery standby
- Interface to FACP addressable modules through either:
 - Voltage output
 - Relay output
 - Open collector output
- Limited lifetime warranty

POWER DISTRIBUTION FEATURES:

- 16 power distribution outputs
 - 8 individually Class2, power limited, PTC protected
 - 8 relay controlled, individually Class2, power limited, PTC protected
 - independently programmable
 - latching or non-latching Fire Alarm Interface (FAI)
- Visual Status Indicators

INSTALLATION / SERVICE FEATURES:

- Removable terminal strips
- Connector for primary AC input allows for safe disconnect
- Tamper switch included

BN64-004-CPD16-UL 12/24 VDC, 6/4 Amp, 16 Output Dual Fire/Access Power Management System



BEACONPOWER
INTEGRATING FIRE AND ACCESS

POWER SUPPLY SPECIFICATIONS

NOTE: Dual system provides two independent power supplies, with the following specifications:

Power Supply #1 Specifications

- Input current - 1.6 A maximum
- Output current rating - 12 A @ 12 VDC or 6 A @ 24 VDC
- BTU/hr - 99

Power Supply #2 Specifications

- Input current - 1 A maximum
- Output current rating - 8 A @ 12 VDC or 4 A @ 24 VDC
- BTU/hr - 71

Common Specifications

Input specifications:

- Input voltage: 120 VAC or 230 VAC
- Input voltage frequency: 60 Hz

Output specifications:

- Output voltage: 12 or 24 VDC, user selectable
- Ripple: < 1 % RMS
- Current draw in standby mode: < 60 mA
- Electronically regulated and filtered output

Output Configurations:

- 1 constant DC output
- 1 FACP controlled output; energized on FAI
- 1 FACP controlled output; de-energized on FAI

Fire Alarm Interface (FAI) Requirements:

- Trip voltage range: 9 to 33 VDC
- Current draw from FACP: 4 to 15 mA

Temperature Ratings:

- Operating temperature: 0 C° to 49 C°
- Humidity: 93% @ 32 C°, indoor, dry

Battery Back-up Specifications:

- Battery charge chemistry: sealed lead acid rechargeable
- Maximum battery charge capacity: 36 Ah

Fault Detection; Relay Contact Output:

- Low/No AC
- High/Low DC
- Blown fuse
- Battery presence

Visual Indicators:

- System trouble: Yellow LED
- AC power: Green LED
- AC trouble: Yellow LED
- Constant DC output OK: Green LED
- FACP controlled output OK: Green LED
- FAI activated: Red LED
- Reversed battery: Yellow LED

POWER DISTRIBUTION SPECIFICATIONS

Advanced power distribution outputs

- 8 outputs, individually programmable for:
 - Fail Safe
 - Fail Secure
 - Form "C" Relay Contact
 - Constant Voltage for Auxiliary devices
 - Fire Alarm Interface (FAI)

- 8 inputs, individually programmable for:
 - Negative or Open Collector Trip
 - Positive Trip
 - Isolated Trip
- Lock Output Current: Power Limited @ 2.5 A per output, PTC protected
- Lock Input trip current: .03 A per input
- Lock Relay contacts rated @ 28 VDC, 12 A

Visual status indicators:

- Input Activation: Red LED per input
- Control Voltage Presence: Green LED
- Fire Alarm Interface (FAI) status: Green LED

Power distribution outputs

- 8 Class 2 power limited power distribution outputs
- Output current: power limited @ 1.5 A per output, PTC protected

MECHANICAL SPECIFICATIONS

- Vented cabinet: 15"L x 18"W x 4"D, 21 lbs

APPLICATIONS

Fire System Applications:

- Fire alarm interface for emergency exit
- Smoke detectors (re-settable)
- Door holders
- Auxiliary equipment
- Elevator recall
- Smoke dampers
- Mass Notification Systems

Access Control Applications

- Access control system power
- Fire alarm interface for emergency exit
- Door strikes
- Mag locks
- Card readers
- Proximity readers

ORDER NUMBER	MODEL NUMBER	DESCRIPTION
10023	BN64-004-CPD16-UL	12/24 VDC 6/4 A power supply 16 power limited outputs key lockable cabinet
10013	BN6-000-UL	12/24 VDC 6 A power supply replacement board
10001	BN4-000-UL	12/24 VDC 4 A power supply replacement board
02827	APD8-BD	8 power limited outputs advanced power distribution replacement board
10002	BN4-000-PD8-UL	4 A power supply replacement board with on-board PD8-UL module
10041	PD8-UL	8 power limited output power distribution replacement module




ALARM SAF

65A Industrial Way, Wilmington, MA 01887-3499, USA, Voice:978-658-6717, Fax:978-658-8638 www.alarmsaf.com



ALARM SAF

BN64-004-PD32-UL 12/24 VDC, 6/4 Amp, 32 Output Dual Fire/Access Power Management System



BEACONPOWER
INTEGRATING FIRE AND ACCESS

Dual 12/24 VDC, 6/4 Amp regulated power supply with advanced power distribution modules designed to manage power in large access control and fire systems for full integration of life-safety building systems.

Unique and versatile, this system provides 2 independent, 12/24 VDC, regulated off-line switching power supplies; one 6 Amp and one 4 Amp. Both feature supervised outputs, broad fault detection and reporting, FACP egress control, interface to FACP addressable modules, battery presence supervision and continuous monitoring of internal system and battery charging operations. The system also provides 32 individually PTC power limited only outputs.

Applications include Fire Alarm Interface (FAI) for emergency egress, elevator recall and alarm monitoring, power for access control systems, FACP, auxiliary devices and door electronics and mag lock control.

UL Listed to the latest releases of UL 1481, UL 294. Optional system accessory modules available.

AGENCY LISTINGS

- UL1481 Release Date 04/09/1999
- UL294 Release Date 03/09/2004

CODE COMPLIANCE

- NFPA 72
- NFPA 731
- CSFM
- NY MEA
- NEC Article 725, Class 2 Power Limiting
- FCC Part 15, subpart B, class A

GENERAL SYSTEM FEATURES

- Two independent power supplies, each user selectable for 12/24 VDC
- Multiple power supply outputs individually fused and supervised
- 32 individually Class 2 power limited outputs
- High surge current capability
- Continuous monitoring of:
 - Internal System Operation
 - Battery Charging System
- Short circuit protection
- Thermal protection
- Dual rate controlled current battery charging
- Solid state battery transfer
- Visual fault & status indication
- Relay fault output
- Reverse polarity protection
- Minimal current draw in standby mode
- Surge current available for initial activation of:
 - Magnetic locks
 - Smoke dampers
 - Door holders
- Battery presence supervision or optional battery presence disconnect
- Zero voltage drop on battery transfer
- Instant switch over to battery standby
- Interface to FACP addressable modules through either:
 - Voltage output
 - Relay output
 - Open collector output
- Limited lifetime warranty

POWER DISTRIBUTION FEATURES:

- 32 individually Class2, power limited, PTC protected outputs
- Visual Status Indicators

INSTALLATION / SERVICE FEATURES:

- Removable terminal strips
- Connector for primary AC input allows for safe disconnect
- Tamper switch included

BN64-004-PD32-UL 12/24 VDC, 6/4 Amp, 32 Output Dual Fire/Access Power Management System



BEACONPOWER
INTEGRATING FIRE AND ACCESS

POWER SUPPLY SPECIFICATIONS

NOTE: Dual system provides two independent power supplies, with the following specifications:

Power Supply #1 Specifications

- Input current - 1.6 A maximum
- Output current rating - 12 A @ 12 VDC or 6 A @ 24 VDC
- BTU/hr - 99

Power Supply #2 Specifications

- Input current - 1 A maximum
- Output current rating - 8 A @ 12 VDC or 4 A @ 24 VDC
- BTU/hr - 71

Common Specifications

Input specifications:

- Input voltage: 120 VAC or 230 VAC
- Input voltage frequency: 60 Hz

Output specifications:

- Output voltage: 12 or 24 VDC, user selectable
- Ripple: < 1 % RMS
- Current draw in standby mode: < 60 mA
- Electronically regulated and filtered output

Output Configurations:

- 1 constant DC output
- 1 FACP controlled output; energized on FAI
- 1 FACP controlled output; de-energized on FAI

Fire Alarm Interface (FAI) Requirements:

- Trip voltage range: 9 to 33 VDC
- Current draw from FACP: 4 to 15 mA

Temperature Ratings:

- Operating temperature: 0 C° to 49 C°
- Humidity: 93% @ 32 C°, indoor, dry

Battery Back-up Specifications:

- Battery charge chemistry: sealed lead acid rechargeable
- Maximum battery charge capacity: 36 Ah

Fault Detection; Relay Contact Output:

- Low/No AC
- High/Low DC
- Blown fuse
- Battery presence

Visual Indicators:

- System trouble: Yellow LED
- AC power: Green LED
- AC trouble: Yellow LED
- Constant DC output OK: Green LED
- FACP controlled output OK: Green LED
- FAI activated: Red LED
- Reversed battery: Yellow LED

POWER DISTRIBUTION SPECIFICATIONS

Power distribution outputs

- 32 Class 2 power limited power distribution outputs
- Output current: power limited @ 1.5 A per output, PTC protected

MECHANICAL SPECIFICATIONS

- Vented cabinet: 15"L x 18"W x 4"D, 21 lbs

APPLICATIONS

Fire System Applications:

- Fire alarm interface for emergency exit
- Smoke detectors (re-settable)
- Door holders
- Auxiliary equipment
- Elevator recall
- Smoke dampers
- Mass Notification Systems

Access Control Applications

- Access control system power
- Fire alarm interface for emergency exit
- Door strikes
- Mag locks
- Card readers
- Proximity readers

ORDER NUMBER	MODEL NUMBER	DESCRIPTION
10074	BN64-004-PD32-UL	12/24 VDC 6/4 A power supply 32 power limited outputs large key lockable cabinet
10014	BN6-000-PD8-UL	12/24 VDC 6 A power supply 8 power limited outputs
10013	BN6-000-UL	12/24 VDC 6 A power supply replacement board
10001	BN4-000-UL	12/24 VDC 4 A power supply replacement board
10002	BN4-000-PD8-UL	4 A power supply replacement board with on-board PD8-UL module
10041	PD8-UL	8 power limited output power distribution replacement module



ALARM SAF

65A Industrial Way, Wilmington, MA 01887-3499, USA, Voice:978-658-6717, Fax:978-658-8638 www.alarmsaf.com



ALARM SAF

BEACON Accessory Modules

PD8 — PD8F Power Distribution Modules



The Beacon power distribution module is designed for use with AlarmSaf's Beacon Power Supply Line to provide flexible power management for access control system integration applications. There are two models available; the PD8F with 8 uncontrolled fuse protected outputs and the PD8 with 8 uncontrolled class 2, power limited outputs. Ideal for use with all 8 or 16 door access control systems. The PD8F and PD8 modules have been tested and listed to the following industry standards: UL/ANSI 294, UL/ANSI 1481, UL/ANSI 1076, UL/ANSI 2044, ULC S527, ULC S318, CAN/CSA-C22.2 No.107.1-01, NYMEA, CSFM



MECA
Approved



MODULE FEATURES

- Compatible for use with all AlarmSaf Beacon Power supplies and accessory modules
- Visual status indicator
- Plug-in connectors for safe and easy connection to Beacon Power Supply and accessory modules
- Removable terminal strips
- Compact size, mounts directly to Beacon Power supply or in cabinet
- Limited lifetime warranty
- Agency listed

MODULE SPECIFICATIONS

- Input voltage: 0 - 24 VDC
- Input current: 14 A, maximum
- Total outputs**
- PD8F: 8 fuse protected outputs
- PD8: 8 Class 2, Power Limited outputs
- Output voltage**
- Determined by power supply input
- Output current**
- PD8F: 3 A per output, fuse protected with automotive blade fuses
- PD8: 1.6 A per output, PTC protected

Temperature ratings

- Ambient temperature range: 0°C to 49°C
- Ambient humidity: 93% @ 32°C

Mechanical specifications

- 4.85" L x 2.10" W x 1" H

ORDER NUMBER	MODEL NUMBER	DESCRIPTION
10042	PD8F	8 fused output power distribution module
10041	PD8	8 power limited output power distribution module



BEACONPOWER
INTEGRATING FIRE AND ACCESS



ALARM SAF

BN64-013-APD16-UL 12/24 VDC, 6/4 Amp, 16 Output Dual Fire/Access Power Management System



BEACONPOWER INTEGRATING FIRE AND ACCESS

Dual 12/24 VDC, 6/4 Amp regulated power supply with advanced power distribution modules designed to manage power in large access control and fire systems for full integration of life-safety building systems.

Unique and versatile, this system provides 2 independent, 12/24 VDC, regulated off-line switching power supplies; one 6 Amp and one 4 Amp. Both feature supervised outputs, broad fault detection and reporting, FACP egress control, interface to FACP addressable modules, battery presence supervision and continuous monitoring of internal system and battery charging operations. The system also provides 16 relay controlled, individually PTC power limited and programmable outputs.

Applications include Fire Alarm Interface (FAI) for emergency egress, elevator recall and alarm monitoring, power for access control systems, FACP, auxiliary devices and door electronics and mag lock control.

UL Listed to the latest releases of UL 1481, UL 294. Optional system accessory modules available.

AGENCY LISTINGS

- UL1481 Release Date 04/09/1999
- UL294 Release Date 03/09/2004

CODE COMPLIANCE

- NFPA 72
- NFPA 731
- CSFM
- NY MEA
- NEC Article 725, Class 2 Power Limiting
- FCC Part 15, subpart B, class A

GENERAL SYSTEM FEATURES

- Two independent power supplies, each user selectable for 12/24 VDC
- Multiple power supply outputs individually fused and supervised
- 16 relay controlled, individually programmable, Class 2 power limited outputs
- High surge current capability
- Continuous monitoring of:
 - Internal System Operation
 - Battery Charging System
- Short circuit protection
- Thermal protection
- Dual rate controlled current battery charging
- Solid state battery transfer
- Visual fault & status indication
- Relay fault output
- Reverse polarity protection
- Minimal current draw in standby mode
- Surge current available for initial activation of:
 - Magnetic locks
 - Smoke dampers
 - Door holders
- Battery presence supervision or optional battery presence disconnect
- Zero voltage drop on battery transfer
- Instant switch over to battery standby
- Interface to FACP addressable modules through either:
 - Voltage output
 - Relay output
 - Open collector output
- Limited lifetime warranty

POWER DISTRIBUTION FEATURES:

- 16 relay controlled, individually Class2, power limited, PTC protected outputs
 - independently programmable
 - latching or non-latching Fire Alarm Interface (FAI)
- Visual Status Indicators

INSTALLATION / SERVICE FEATURES:

- Removable terminal strips
- Connector for primary AC input allows for safe disconnect
- Tamper switch included

BN64-013-APD16-UL 12/24 VDC, 6/4 Amp, 16 Output Dual Fire/Access Power Management System



BEACONPOWER
INTEGRATING FIRE AND ACCESS

POWER SUPPLY SPECIFICATIONS

NOTE: Dual system provides two independent power supplies, with the following specifications:

Power Supply #1 Specifications

- Input current - 1.6 A maximum
- Output current rating - 12 A @ 12 VDC or 6 A @ 24 VDC
- BTU/hr - 99

Power Supply #2 Specifications

- Input current - 1 A maximum
- Output current rating - 8 A @ 12 VDC or 4 A @ 24 VDC
- BTU/hr - 71

Common Specifications

Input specifications:

- Input voltage: 120 VAC or 230 VAC
- Input voltage frequency: 60 Hz

Output specifications:

- Output voltage: 12 or 24 VDC, user selectable
- Ripple: < 1 % RMS
- Current draw in standby mode: < 60 mA
- Electronically regulated and filtered output

Output Configurations:

- 1 constant DC output
- 1 FACP controlled output; energized on FAI
- 1 FACP controlled output; de-energized on FAI

Fire Alarm Interface (FAI) Requirements:

- Trip voltage range: 9 to 33 VDC
- Current draw from FACP: 4 to 15 mA

Temperature Ratings:

- Operating temperature: 0 C° to 49 C°
- Humidity: 93% @ 32 C°, indoor, dry

Battery Back-up Specifications:

- Battery charge chemistry: sealed lead acid rechargeable
- Maximum battery charge capacity: 36 Ah

Fault Detection; Relay Contact Output:

- Low/No AC
- High/Low DC
- Blown fuse
- Battery presence

Visual Indicators:

- System trouble: Yellow LED
- AC power: Green LED
- AC trouble: Yellow LED
- Constant DC output OK: Green LED
- FACP controlled output OK: Green LED
- FAI activated: Red LED
- Reversed battery: Yellow LED

POWER DISTRIBUTION SPECIFICATIONS

Advanced power distribution outputs

- 16 outputs, individually programmable for:
 - Fail Safe
 - Fail Secure
 - Form "C" Relay Contact
 - Constant Voltage for Auxiliary devices
 - Fire Alarm Interface (FAI)

- 16 inputs, individually programmable for:
 - Negative or Open Collector Trip
 - Positive Trip
 - Isolated Trip
- Lock Output Current: Power Limited @ 2.5 A per output, PTC protected
- Lock Input trip current: .03 A per input
- Lock Relay contacts rated @ 28 VDC, 12 A

Visual status indicators:

- Input Activation: Red LED per input
- Control Voltage Presence: Green LED
- Fire Alarm Interface (FAI) status: Green LED

MECHANICAL SPECIFICATIONS

- BN64-013-APD16-UL
- Vented cabinet: 28"L x 18"W x 5"D, 45 lbs
- BN64-016-APD16-UL
- Vented cabinet: 20"L x 18"W x 5"D, 30 lbs

APPLICATIONS

Fire System Applications:

- Fire alarm interface for emergency exit
- Smoke detectors (re-settable)
- Door holders
- Auxiliary equipment
- Elevator recall
- Smoke dampers
- Mass Notification Systems

Access Control Applications

- Access control system power
- Fire alarm interface for emergency exit
- Door strikes
- Mag locks
- Card readers
- Proximity readers

ORDER NUMBER	MODEL NUMBER	DESCRIPTION
10077	BN64-013-APD16-UL	12/24 VDC 6/4 A power supply 16 power limited outputs extra large key lockable cabinet
10078	BN64-016-APD16-UL	12/24 VDC 6/4 A power supply 16 power limited outputs large key lockable cabinet
10013	BN6-000-UL	12/24 VDC 6 A power supply replacement board
10001	BN4-000-UL	12/24 VDC 4 A power supply replacement board
02827	APD8-BD	8 power limited outputs advanced power distribution replacement board




ALARM SAF

65A Industrial Way, Wilmington, MA 01887-3499, USA, Voice:978-658-6717, Fax:978-658-8638 www.alarmsaf.com



ALARM SAF

BN66-004-NAC-PD8-UL 12/24 VDC, 6/6 Amp, 10 Output Dual Fire/Access Power Management System



MEA
Approved



BEACONPOWER
INTEGRATING FIRE AND ACCESS

Dual 12/24 VDC, 6/6 Amp regulated power supply with microprocessor controlled NAC interface and power distribution is designed to manage power in access control and fire system applications for full integration of life-safety building systems.

Unique and versatile, this system provides two independent 6 Amp off-line switching power supplies. Both feature supervised outputs, broad fault detection and reporting, FACP egress control, interface to FACP addressable modules, battery presence supervision and continuous monitoring of internal system and battery charging operations. The NAC control module supports all ADA requirements, provides two outputs for A/V signaling devices and maintains all horn/strobe protocols. The system also provides 8 individually PTC power limited only outputs.

Applications include simultaneous use for egress lock power and fire alarm A/V signaling, Fire Alarm Interface (FAI) for emergency egress, elevator recall and alarm monitoring, power for FACP, A/V signaling and auxiliary devices, door electronics and mag lock control.

UL Listed to the latest release of UL/ANSI 864, ULC-S527-99, UL1481, UL 294.

AGENCY LISTINGS

- UL/ANSI 864 Release date 9/30/2003 (Ninth Edition)
- ULC-S527-99 Release date 06/1999
- UL 1481 Release date 04/09/1999
- UL 294 Release date 03/09/2004

CODE COMPLIANCE

- NFPA 72
- NFPA 731 (proposed)
- CSFM
- NY MEA
- FCC Part 15, subpart B, class A

GENERAL SYSTEM FEATURES

- Two independent power supplies, each user selectable for 12/24 VDC
- Multiple power supply outputs individually fused and supervised
- 8 Class 2 power limited power distribution outputs
- High surge current capability
- Continuous monitoring of:
 - Internal system operation
 - Battery charging system
- Short circuit protection
- Thermal protection
- Dual rate controlled current battery charging
- Solid state battery transfer
- Visual fault & status indication
- Relay fault output
- Reverse polarity protection
- Limited lifetime warranty

FIRE SYSTEM FEATURES

- Multiple power supply outputs individually fused and supervised
- Minimal current draw in standby mode
- Surge current available for initial activation of:
 - Smoke dampers
 - Door holders
- Battery presence supervision
- Zero voltage drop on battery transfer
- Instant switch-over to battery standby
- Interface to FACP addressable modules through either:
 - Voltage output
 - Relay output
 - Open collector output

NAC FEATURES

- 2 A/V signaling outputs
- Microprocessor controlled
- Solid state output circuits
- Maintains all horn/strobe sync protocols
- Supervised zone output wiring via EOL resistor
- Faults transmitted to host panel
- Built-in test switches for troubleshooting by zone
- Ground fault enable/disable jumper

ACCESS CONTROL FEATURES

- Multiple power supply outputs individually fused and supervised
- 8 Class 2 power limited power distribution outputs
- Surge current available for initial activation of mag locks
- Optional battery presence disconnect

INSTALLATION / SERVICE FEATURES

- Removable terminal strips
- Connector for primary AC input allows for safe disconnect
- Built-in test switches for troubleshooting by zone
- Tamper switch included

BN66-004-NAC-PD8-UL 12/24 VDC, 6/6 Amp, 10 Output Dual Fire/Access Power Management System



BEACONPOWER
INTEGRATING FIRE AND ACCESS

POWER SUPPLY SPECIFICATIONS

NOTE: Dual system provides two independent power supplies, each with the following specifications:

Input specifications:

- Input voltage: 120 VAC
- Input current: 1.6 A maximum
- Input voltage frequency: 60 Hz

Output specifications:

- Output voltage: 12 or 24 VDC, user selectable
- Output current rating: 6 A, continuous
- Ripple: < 1 % RMS
- Current draw in standby mode: < 60 mA
- Electronically regulated and filtered output

Output configurations:

- 1 constant DC output
- 1 FACP controlled output; energized on FAI
- 1 FACP controlled output; de-energized on FAI

Fire alarm interface (FAI) requirements:

- Trip voltage range: 9 to 33 VDC
- Current draw from FACP: 4 to 15 mA

Temperature ratings:

- Operating temperature: 0 C° to 49 C°
- Humidity: 93% @ 32 C°, indoor, dry
- BTU/hr: 99

Battery backup specifications:

- Battery charge chemistry: sealed lead acid rechargeable
- Maximum battery charge capacity: 36 Ah

Fault detection; relay contact output:

- Low/No AC
- High/Low DC
- Blown fuse
- Battery presence

Visual status indicators:

- System trouble: Yellow LED
- AC power: Green LED
- AC trouble: Yellow LED
- Constant DC output OK: Green LED
- FACP controlled output OK: Green LED
- FAI activated: Red LED
- Reversed battery: Yellow LED

NAC MODULE SPECIFICATIONS

Output specifications:

- Output voltage: 12 or 24 VDC, set by power supply
- Output current: power limited @ 3 A per output

Output configurations:

- 2 class A (style Z) or class B (style Y) AV signaling circuits

Input requirements:

- 9 to 33 VDC
- 4 to 15 mA

Fault detection, relay contact output:

- Ground fault
- NAC output circuit fault
- NAC internal fault
- Trouble condition may be reported to host panel via input circuit

Visual status indicators:

- Ground fault: Yellow LED
- NAC trouble: Yellow LED

POWER DISTRIBUTION SPECIFICATIONS

- 8 Class 2 power limited power distribution outputs
- Output current: power limited @ 1.5 A per output, PTC protected

MECHANICAL SPECIFICATIONS

- Red vented cabinet: 15"L x 18"W x 4"D, 25 lbs
- Battery space: three 7 Ah or three 12 Ah batteries

APPLICATIONS

Fire system applications:

- Fire alarm interface for emergency exit
- Smoke detectors (re-settable)
- Door holders
- Auxiliary equipment
- Power limited converter
- Elevator recall
- Mass Notification Systems

Access control applications

- Access control system power
- Fire alarm interface for emergency exit
- Door strikes
- Mag locks
- Card readers
- Proximity readers

Integrated fire/access applications

- Simultaneous power for egress lock control and fire alarm A/V signaling

ORDER NUMBER	MODEL NUMBER	DESCRIPTION
10047	BN66-004-NAC-PD8-UL	12/24 VDC, 6 A power supply with on-board NAC control module, Red key lockable cabinet
10013	BN6-000-UL	12/24 VDC, 6 A power supply replacement board
10014	BN6-000-PD8-UL	12/24 VDC, 6 A power supply replacement board with on-board PD8-UL module
10041	PD8-UL	8 power limited output power distribution replacement module
10049	NAC-UL	NAC control module replacement board




ALARM SAF



ALARM SAF

BN66-004-NAC-PD8F-UL 12/24 VDC, 6/6 Amp, 10 Output Dual Fire/Access Power Management System



BEACONPOWER
INTEGRATING FIRE AND ACCESS

Dual 12/24 VDC, 6/6 Amp regulated power supply with microprocessor controlled NAC interface and power distribution is designed to manage power in access control and fire system applications for full integration of life-safety building systems.

Unique and versatile, this system provides two independent 6 Amp off-line switching power supplies. Both feature supervised outputs, broad fault detection and reporting, FACP egress control, interface to FACP addressable modules, battery presence supervision and continuous monitoring of internal system and battery charging operations. The NAC control module supports all ADA requirements, provides two outputs for A/V signaling devices and maintains all horn/strobe protocols. The system also provides 8 individually fuse-protected outputs.

Applications include simultaneous use for egress lock power and fire alarm A/V signaling, Fire Alarm Interface (FAI) for emergency egress, elevator recall and alarm monitoring, power for FACP, A/V signaling and auxiliary devices, door electronics and mag lock control.

UL Listed to the latest releases of UL 864 (pending), UL 1481, UL 294.

AGENCY LISTINGS

- UL 864 Release date 11/27/96 (pending)
- UL 1481 Release date 04/09/1999
- UL 294 Release date 03/09/2004

CODE COMPLIANCE

- NFPA 72
- NFPA 731 (proposed)
- CSFM
- NY MEA
- FCC Part 15, subpart B, class A

GENERAL SYSTEM FEATURES

- Two independent power supplies, each user selectable for 12/24 VDC
- Multiple power supply outputs individually fused and supervised
- Eight individually fuse-protected power distribution outputs
- High surge current capability
- Continuous monitoring of:
 - Internal system operation
 - Battery charging system
- Short circuit protection
- Thermal protection
- Dual rate controlled current battery charging
- Solid state battery transfer
- Visual fault & status indication
- Relay fault output
- Reverse polarity protection
- Limited lifetime warranty

FIRE SYSTEM FEATURES

- Multiple power supply outputs individually fused and supervised
- Minimal current draw in standby mode
- Surge current available for initial activation of:
 - Smoke dampers
 - Door holders
- Battery presence supervision
- Zero voltage drop on battery transfer
- Instant switch-over to battery standby
- Interface to FACP addressable modules through either:
 - Voltage output
 - Relay output
 - Open collector output

NAC FEATURES

- 2 A/V signaling outputs
- Microprocessor controlled
- Solid state output circuits
- Maintains all horn/strobe sync protocols
- Supervised zone output wiring via EOL resistor
- Faults transmitted to host panel
- Built-in test switches for troubleshooting by zone
- Ground fault enable/disable jumper

ACCESS CONTROL FEATURES

- Multiple power supply outputs individually fused and supervised
- Eight individually fuse-protected power distribution outputs
- Surge current available for initial activation of mag locks
- Optional battery presence disconnect

INSTALLATION / SERVICE FEATURES

- Removable terminal strips
- Connector for primary AC input allows for safe disconnect
- Built-in test switches for troubleshooting by zone
- Tamper switch included

52-325 5/20/05

BN66-004-NAC-PD8F-UL 12/24 VDC, 6/6 Amp, 10 Output Dual Fire/Access Power Management System



BEACONPOWER
INTEGRATING FIRE AND ACCESS

POWER SUPPLY SPECIFICATIONS

NOTE: Dual system provides two independent power supplies, each with the following specifications:

Input specifications:

- Input voltage: 120 VAC
- Input current: 1.6 A maximum
- Input voltage frequency: 60 Hz

Output specifications:

- Output voltage: 12 or 24 VDC, user selectable
- Output current rating: 6 A, continuous
- Ripple: < 1 % RMS
- Current draw in standby mode: < 60 mA
- Electronically regulated and filtered output

Output configurations:

- 1 constant DC output
- 1 FACP controlled output; energized on FAI
- 1 FACP controlled output; de-energized on FAI

Fire alarm interface (FAI) requirements:

- Trip voltage range: 9 to 33 VDC
- Current draw from FACP: 4 to 15 mA

Temperature ratings:

- Operating temperature: 0 C° to 49 C°
- Humidity: 93% @ 32 C°, indoor, dry
- BTU/hr: 99

Battery backup specifications:

- Battery charge chemistry: sealed lead acid rechargeable
- Maximum battery charge capacity: 36 Ah

Fault detection; relay contact output:

- Low/No AC
- High/Low DC
- Blown fuse
- Battery presence

Visual status indicators:

- System trouble: Yellow LED
- AC power: Green LED
- AC trouble: Yellow LED
- Constant DC output OK: Green LED
- FACP controlled output OK: Green LED
- FAI activated: Red LED
- Reversed battery: Yellow LED

NAC MODULE SPECIFICATIONS

Output specifications:

- Output voltage: 12 or 24 VDC, set by power supply
- Output current: power limited @ 3 A per output

Output configurations:

- 2 class A (style Z) or class B (style Y) AV signaling circuits

Input requirements:

- 9 to 33 VDC
- 4 to 15 mA

Fault detection, relay contact output:

- Ground fault
- NAC output circuit fault
- NAC internal fault
- Trouble condition may be reported to host panel via input circuit

Visual status indicators:

- Ground fault: Yellow LED
- NAC trouble: Yellow LED

POWER DISTRIBUTION SPECIFICATIONS

- 8 individually fuse-protected power distribution outputs
- Output current: 3 A per output, fuse-protected

MECHANICAL SPECIFICATIONS

- Red vented cabinet: 15"L x 18"W x 4"D, 25 lbs
- Battery space: three 7 Ah or three 12 Ah batteries

APPLICATIONS

Fire system applications:

- Fire alarm interface for emergency exit
- Smoke detectors (re-settable)
- Door holders
- Auxiliary equipment
- Power limited converter
- Elevator recall
- Mass Notification Systems

Access control applications

- Access control system power
- Fire alarm interface for emergency exit
- Door strikes
- Mag locks
- Card readers
- Proximity readers

Integrated fire/access applications

- Simultaneous power for egress lock control and fire alarm AV signaling

ORDER NUMBER	MODEL NUMBER	DESCRIPTION
10048	BN66-004-NAC-PD8F-UL	12/24 VDC, 6 A power supply with on-board NAC control module, Red key lockable cabinet
10013	BN6-000-UL	12/24 VDC, 6 A power supply replacement board
10015	BN6-000-PD8F-UL	12/24 VDC, 6 A power supply replacement board with on-board PD8F-UL module
10042	PD8F-UL	8 fused outputs power distribution replacement board
10049	NAC-UL	NAC control module replacement board



ALARM SAF



ALARM SAF

BN6S4-004-MB16-UL 24 VDC, 6 Amp/12VDC, 4 Amp Multiple Output Access Control Power Management System with 16 Class 2 Power Limited Outputs



BEACONPOWER
INTEGRATING FIRE AND ACCESS

This unique multiple output power management system provides two separate outputs from a single 120 VAC input: **24 VDC, 6 Amp/ 12 VDC, 4 Amp, with 16 Class 2, Power Limited outputs in a single cabinet** and will supply regulated and filtered main, standby or auxiliary power to access system panels, readers, ingress/egress security components, and locking devices.

In addition to essential life safety features, the system provides many exceptional benefits, including:

- Allows connection of a single 24 Volt battery set for automatic back-up of the 24 VDC and 12 VDC system output voltages
- Class 2, power limited power distribution outputs, individually selectable for 12 or 24 VDC devices and Fire Alarm Interface for emergency egress conditions ideal for new and retrofit installations.
- Space available within the enclosure for system batteries (not included).
- Internal plug-in connectors to reduce installation time

The BN6S4-004-MB16-UL is designed for access control and alarm monitoring power applications and can be used with most major access control systems.

AGENCY LISTINGS

- UL1481 Release Date 04/09/1999
- UL294 Release Date 03/09/2004

CODE COMPLIANCE

- NFPA 72
- NFPA 731
- CSFM
- NY MEA
- FCC Part 15, subpart B, class A

GENERAL SYSTEM FEATURES

- Two Independent Power Supply Voltages
- Multiple power supply outputs individually fused and supervised
- 16 Individually selectable, Class 2, power limited outputs
- Short circuit protection
- Surge protection
- Thermal protection
- Dual rate controlled current battery charging
- Solid state battery transfer
- Visual fault & status indication
- Relay fault output
- Reverse polarity protection
- Minimal current draw in standby mode
- Surge current available for initial activation of:
 - Magnetic locks
 - Smoke dampers
 - Door holders
- Continuous monitoring of:
 - Internal System Operation
 - Battery Charging System
- Zero voltage drop on battery transfer
- Instant switch over to battery standby
- Interface to FACP addressable modules through either:
 - Voltage output
 - Relay output
 - Open collector output
- Battery presence supervision or Optional battery presence disconnect
- Limited lifetime warranty

POWER DISTRIBUTION FEATURES

- 16 Individually selectable, Class 2, power limited outputs
- Easily programmed with removable jumpers
- Visual Status Indicators

INSTALLATION / SERVICE FEATURES:

- Removable terminal strips
- Plug-in Connectors for primary AC input and auxiliary modules allows for safe and easy connect/disconnect
- Automotive Blade Fuses for improved reliability
- Tamper Switch Included



BN6S4-004-MB16-UL 24 VDC, 6 Amp/12VDC, 4 Amp Multiple Output Access Control Power Management System with 16 Class 2 Power Limited Outputs

BEACONPOWER
INTEGRATING FIRE AND ACCESS

POWER SUPPLY SPECIFICATIONS

NOTE: Multiple system provides two separate output voltages from a single AC input:

System Input specifications:

- Main Input voltage: 120 VAC or 230 VAC
- Input current: 2.1 A maximum
- Input voltage frequency: 60 Hz

Output specifications:

- Main Output voltage: 24 VDC
- Main Output current rating: 6 A, continuous
- Auxiliary Output voltage: 12 VDC
- Auxiliary Output current rating: 4 A, continuous
- Ripple: < 1 % RMS
- Current draw in standby mode: < 60 mA
- Electronically regulated and filtered outputs

Output Configurations:

- Main Power Supply:
 - 1 constant DC output
 - 1 FACP controlled output; energized on FAI
 - 1 FACP controlled output; de-energized on FAI
- Auxiliary Power Supply:
 - 2 Power Limited outputs

Fire Alarm Interface (FAI) Requirements:

- Trip voltage range: 9 to 33 VDC
- Current draw from FACP: 4 to 15 mA

Temperature Ratings:

- Operating temperature: 0 C° to 49 C°
- Humidity: 93% @ 32 C°, indoor, dry
- BTU/hr: 128 at full load

Battery Back-up Specifications:

- Battery charge chemistry: sealed lead acid rechargeable
- Maximum battery charge capacity: 36 Ah

Fault Detection:

- Main Power Supply; Relay Contact Output:
 - Low/No AC
 - High/Low DC
 - Blown fuse
 - Battery presence
- Auxiliary Power Supply; via Main Fault Relay:
 - HI/LO Output

Visual Indicators:

- Main Power Supply
 - System trouble: Yellow LED
 - AC power: Green LED
 - AC trouble: Yellow LED
 - Constant DC output OK: Green LED
 - FAI activated: Red LED
 - Reversed battery: Yellow LED
 - FACP controlled output OK: Green LED
- Auxiliary Power Supply:
 - Input Voltage: Green LED
 - Output Voltage: Green LED
 - Fault Detection: Yellow LED

POWER DISTRIBUTION SPECIFICATIONS

- 16 Class 2, power limited outputs, Individually selectable for:
 - 12 or 24 VDC
 - Enabled or disabled on FAI
 - Continuous output
- Multi-Buss Design:
 - Buss 1: Input Voltage: 24 VDC, supplied from Main Power Supply
Input Current: 14 A, maximum
 - Buss 2: Input Voltage: 12 VDC, supplied from Auxiliary Power Supply
Input Current: 14 A, maximum
- Lock Output current: 1.6 A per output, PTC protected

Visual Status Indicators:

- Buss 1 Voltage Present: Green LED
- Buss 2 Voltage Present: Green LED
- FAI activated: Red LED

MECHANICAL SPECIFICATIONS

- Vented cabinet: 15" L x 18" W x 4" D, 25 lbs
- Battery space: three 7 Ah, three 12 Ah or two 18 Ah batteries

APPLICATIONS

- Access control system power for:
 - AMAG
 - Casi-Rusco (GE)
 - DSX
 - Northern (Honeywell)
 - Software House
 - Corby
 - Lenel
 - Most other access control systems
- Fire alarm interface for emergency exit
- Door strikes
- Mag locks
- Card readers
- Proximity readers
- Smart Card readers
- Multi-technology readers
- Smoke detectors (re-settable)
- Door holders
- Auxiliary equipment
- Elevator recall
- Smoke dampers
- Mass Notification Systems

ORDER NUMBER	MODEL NUMBER	DESCRIPTION
10064	BN6S4-004-MB16-UL	24 VDC, 6 A / 12 VDC, 4A 16 power limited outputs Large key lockable cabinet
10025	BN8-000-UL	12/24 VDC 8 A power supply replacement board
10066	SPS4	Secondary power source
10067	MB8	8 Class 2, power limited outputs Multi-Buss power distribution board



ALARM SAF



ALARM SAF

BN6S4-004-MB16F-UL 24 VDC, 6 Amp/12 VDC, 4 Amp Multiple Output Access Control Power Management System with 16 Fuse Protected Outputs



BEACONPOWER
INTEGRATING FIRE AND ACCESS

This unique multiple output power management system provides two separate outputs from a single 120 VAC input: **24 VDC, 6 Amp/ 12 VDC, 4 Amp, with 16 fuse protected outputs in a single cabinet** and will supply regulated and filtered main, standby or auxiliary power to access system panels, readers, ingress/egress security components, and locking devices.

In addition to essential life safety features, the system provides many exceptional benefits, including:

- Allows connection of a single 24 Volt battery set for automatic back-up of the 24 VDC and 12 VDC system output voltages
- Fuse protected power distribution outputs, individually selectable for 12 or 24 VDC devices and Fire Alarm Interface for emergency egress conditions ideal for new and retrofit installations.
- Space available within the enclosure for system batteries (not included).
- Internal plug-in connectors to reduce installation time

The BN6S4-004-MB16F-UL is designed for access control and alarm monitoring power applications and can be used with most major access control systems.

AGENCY LISTINGS

- UL1481 Release Date 04/09/1999
- UL294 Release Date 03/09/2004

CODE COMPLIANCE

- NFPA 72
- NFPA 731
- CSFM
- NY MEA
- FCC Part 15, subpart B, class A

GENERAL SYSTEM FEATURES

- Two Independent Power Supply Voltages
- Multiple power supply outputs individually fused and supervised
- 16 Individually selectable, Fuse protected outputs
- Short circuit protection
- Surge protection
- Thermal protection
- Dual rate controlled current battery charging
- Solid state battery transfer
- Visual fault & status indication
- Relay fault output
- Reverse polarity protection
- Minimal current draw in standby mode
- Surge current available for initial activation of:
 - Magnetic locks
 - Smoke dampers
 - Door holders
- Continuous monitoring of:
 - Internal System Operation
 - Battery Charging System
- Zero voltage drop on battery transfer
- Instant switch over to battery standby
- Interface to FACP addressable modules through either:
 - Voltage output
 - Relay output
 - Open collector output
- Battery presence supervision or Optional battery presence disconnect
- Limited lifetime warranty

POWER DISTRIBUTION FEATURES

- 16 Individually selectable, fuse protected outputs
- Easily programmed with removable jumpers
- Visual Status Indicators

INSTALLATION / SERVICE FEATURES:

- Removable terminal strips
- Plug-in Connectors for primary AC input and auxiliary modules allows for safe and easy connect/disconnect
- Automotive Blade Fuses for improved reliability
- Tamper Switch Included



BN6S4-004-MB16F-UL 24 VDC, 6 Amp/12 VDC, 4 Amp Multiple Output Access Control Power Management System with 16 Fuse Protected Outputs

BEACONPOWER
INTEGRATING FIRE AND ACCESS

POWER SUPPLY SPECIFICATIONS

NOTE: Multiple system provides two separate output voltages from a single AC input:

System Input specifications:

- Main Input voltage: 120 VAC or 230 VAC
- Input current: 2.1 A maximum
- Input voltage frequency: 60 Hz

Output specifications:

- Main Output voltage: 24 VDC
- Main Output current rating: 6 A, continuous
- Auxiliary Output voltage: 12 VDC
- Auxiliary Output current rating: 4 A, continuous
- Ripple: < 1 % RMS
- Current draw in standby mode: < 60 mA
- Electronically regulated and filtered outputs

Output Configurations:

- Main Power Supply:
 - 1 constant DC output
 - 1 FACP controlled output; energized on FAI
 - 1 FACP controlled output; de-energized on FAI
- Auxiliary Power Supply:
 - 2 Power Limited outputs

Fire Alarm Interface (FAI) Requirements:

- Trip voltage range: 9 to 33 VDC
- Current draw from FACP: 4 to 15 mA

Temperature Ratings:

- Operating temperature: 0 C° to 49 C°
- Humidity: 93% @ 32 C°, indoor, dry
- BTU/hr: 128 at full load

Battery Back-up Specifications:

- Battery charge chemistry: sealed lead acid rechargeable
- Maximum battery charge capacity: 36 Ah

Fault Detection:

- Main Power Supply; Relay Contact Output:
 - Low/No AC
 - High/Low DC
 - Blown fuse
 - Battery presence
- Auxiliary Power Supply; via Main Fault Relay:
 - HI/LO Output

Visual Indicators:

- Main Power Supply
 - System trouble: Yellow LED
 - AC power: Green LED
 - AC trouble: Yellow LED
 - Constant DC output OK: Green LED
 - FAI activated: Red LED
 - Reversed battery: Yellow LED
 - FACP controlled output OK: Green LED
- Auxiliary Power Supply:
 - Input Voltage: Green LED
 - Output Voltage: Green LED
 - Fault Detection: Yellow LED

POWER DISTRIBUTION SPECIFICATIONS

- 16 fuse protected outputs, Individually selectable for:
 - 12 or 24 VDC
 - Enabled or disabled on FAI
 - Continuous output
- Multi-Buss Design:
 - Buss 1: Input Voltage: 24 VDC, supplied from Main Power Supply
Input Current: 14 A, maximum
 - Buss 2: Input Voltage: 12 VDC, supplied from Auxiliary Power Supply
Input Current: 14 A, maximum
- Lock Output current: 3 A per output, fuse protected

Visual Status Indicators:

- Buss 1 Voltage Present: Green LED
- Buss 2 Voltage Present: Green LED
- FAI activated: Red LED

MECHANICAL SPECIFICATIONS

- Vented cabinet: 15" L x 18" W x 4" D, 25 lbs
- Battery space: three 7 Ah, three 12 Ah or two 18 Ah batteries

APPLICATIONS

- Access control system power for:
 - AMAG
 - Casi-Rusco (GE)
 - DSX
 - Northern (Honeywell)
 - Software House
 - Corby
 - Lenel
 - Most other access control systems
- Fire alarm interface for emergency exit
- Door strikes
- Mag locks
- Card readers
- Proximity readers
- Smart Card readers
- Multi-technology readers
- Smoke detectors (re-settable)
- Door holders
- Auxiliary equipment
- Elevator recall
- Smoke dampers
- Mass Notification Systems

ORDER NUMBER	MODEL NUMBER	DESCRIPTION
10065	BN6S4-004-MB16F-UL	24 VDC, 6 A / 12 VDC, 4A 16 fused outputs Large key lockable cabinet
10025	BN8-000-UL	12/24 VDC 8 A power supply replacement board
10066	SPS4	Secondary power source
10068	MB8F	8 fused outputs Multi-Buss power distribution board



ALARM SAF

65A Industrial Way, Wilmington, MA 01887-3499, USA, Voice:978-658-6717, Fax:978-658-8638 www.alarmsaf.com



ALARM SAF

BN8-002-PD8-UL 12/24 VDC, 8 Amp, 8 output Fire/Access Power Management System



BEACONPOWER
INTEGRATING FIRE AND ACCESS

12/24 VDC, 8 Amp regulated power supply designed to manage power in access control and fire systems for full integration of life-safety building systems.

Unique and versatile, this off-line switching power supply features supervised outputs, broad fault detection and reporting, FACP egress control, interface to FACP addressable modules, battery presence supervision and continuous monitoring of internal system and battery charging operations. The system also provides 8 individually PTC power limited outputs.

Applications include Fire Alarm Interface (FAI) for emergency egress, elevator recall and alarm monitoring, power for access control systems, FACP, auxiliary devices and door electronics and mag lock control.

UL Listed to the latest releases of UL 1481, UL 294. Optional system accessory modules available.

AGENCY LISTINGS

- UL1481 Release Date 04/09/1999
- UL294 Release Date 03/09/2004

CODE COMPLIANCE

- NFPA 72
- NFPA 731
- CSFM
- NY MEA
- NEC Article 725, Class 2 Power Limiting
- FCC Part 15, subpart B, class A

GENERAL SYSTEM FEATURES

- 12/24 VDC, user selectable
- Multiple power supply outputs individually fused and supervised
- 8 Class 2 power limited power distribution outputs
- High surge current capability
- Continuous monitoring of:
 - Internal System Operation
 - Battery Charging System
- Short circuit protection
- Thermal protection
- Dual rate controlled current battery charging
- Solid state battery transfer
- Visual fault & status indication
- Relay fault output
- Reverse polarity protection
- Minimal current draw in standby mode
- Surge current available for initial activation of:
 - Magnetic locks
 - Smoke dampers
 - Door holders
- Battery presence supervision or optional battery presence disconnect
- Zero voltage drop on battery transfer
- Instant switch over to battery standby
- Interface to FACP addressable modules through either:
 - Voltage output
 - Relay output
 - Open collector output
- Limited lifetime warranty

POWER DISTRIBUTION FEATURES:

- 8 Class 2, Power limited outputs, PTC protected
- Visual Status Indication

INSTALLATION / SERVICE FEATURES:

- Removable terminal strips
- Connector for primary AC input allows for safe disconnect
- Tamper switch included
- Small cabinet for reduced wall space
- Lightweight



BN8-002-PD8-UL 12/24 VDC, 8 Amp, 8 output Fire/Access Power Management System

BEACONPOWER
INTEGRATING FIRE AND ACCESS

POWER SUPPLY SPECIFICATIONS

Input specifications:

- Input voltage: 120 VAC or 230 VAC
- Input current: 2.1A
- Input voltage frequency: 60 Hz

Output specifications:

- Output voltage: 12 or 24 VDC, user selectable
- Output current rating: 16 A @ 12 VDC or 8 A @ 24 VDC
- Ripple: < 1 % RMS
- Current draw in standby mode: < 60 mA
- Electronically regulated and filtered output

Output Configurations:

- 1 constant DC output
- 1 FACP controlled output; energized on FAI
- 1 FACP controlled output; de-energized on FAI

Fire Alarm Interface (FAI) Requirements:

- Trip voltage range: 9 to 33 VDC
- Current draw from FACP: 4 to 15 mA

Temperature Ratings:

- Operating temperature: 0 C° to 49 C°
- Humidity: 93% @ 32 C°, indoor, dry
- BTU/hr: 128

Battery Back-up Specifications:

- Battery charge chemistry: sealed lead acid rechargeable
- Maximum battery charge capacity: 36 Ah

Fault Detection; Relay Contact Output:

- Low/No AC
- High/Low DC
- Blown fuse
- Battery presence

Visual Indicators:

- System trouble: Yellow LED
- AC power: Green LED
- AC trouble: Yellow LED
- Constant DC output OK: Green LED
- FACP controlled output OK: Green LED
- FAI activated: Red LED
- Reversed battery: Yellow LED

POWER DISTRIBUTION SPECIFICATIONS

- 8 Class 2 power limited power distribution outputs
- Output current: power limited @ 1.5 A per output, PTC protected

MECHANICAL SPECIFICATIONS

BN8-002-PD8-UL:

- Vented cabinet: 12"L x 12"W x 4"D, 14 lbs

APPLICATIONS

Fire System Applications:

- Fire alarm interface for emergency exit
- Smoke detectors (re-settable)
- Door holders
- Auxiliary equipment
- Elevator recall
- Smoke dampers
- Mass Notification Systems

Access Control Applications

- Access control system power
- Fire alarm interface for emergency exit
- Door strikes
- Mag locks
- Card readers
- Proximity readers

ORDER NUMBER	MODEL NUMBER	DESCRIPTION
10060	BN8-002-PD8-UL	12/24 VDC 8 A power supply 8 power limited outputs Key lockable cabinet
10025	BN8-000-UL	12/24 VDC 8 A power supply replacement board
10041	PD8-UL	8 power limited output power distribution replacement module



ALARM SAF

65A Industrial Way, Wilmington, MA 01887-3499, USA, Voice:978-658-6717, Fax:978-658-8638 www.alarmsaf.com



ALARM SAF

BN8-002-UL 12/24 VDC, 8 Amp Fire/Access Power Management System



BEACONPOWER
INTEGRATING FIRE AND ACCESS

12/24 VDC, 8 Amp regulated power supply designed to manage power in access control and fire systems for full integration of life-safety building systems.

Unique and versatile, this off-line switching power supply features supervised outputs, broad fault detection and reporting, FACP egress control, interface to FACP addressable modules, battery presence supervision and continuous monitoring of internal system and battery charging operations.

Applications include Fire Alarm Interface (FAI) for emergency egress, elevator recall and alarm monitoring, power for access control systems, FACP, auxiliary devices and door electronics and mag lock control.

UL Listed to the latest releases of UL 1481, UL 294. Optional system accessory modules available.

AGENCY LISTINGS

- UL1481 Release Date 04/09/1999
- UL294 Release Date 03/09/2004

CODE COMPLIANCE

- NFPA 72
- NFPA 731
- CSFM
- NY MEA
- FCC Part 15, subpart B, class A

GENERAL SYSTEM FEATURES

- 12/24 VDC, user selectable
- Multiple power supply outputs individually fused and supervised
- High surge current capability
- Continuous monitoring of:
 - Internal System Operation
 - Battery Charging System
- Short circuit protection
- Thermal protection
- Dual rate controlled current battery charging
- Solid state battery transfer
- Visual fault & status indication
- Relay fault output
- Reverse polarity protection
- Minimal current draw in standby mode
- Surge current available for initial activation of:
 - Magnetic locks
 - Smoke dampers
 - Door holders
- Zero voltage drop on battery transfer
- Instant switch over to battery standby
- Interface to FACP addressable modules through either:
 - Voltage output
 - Relay output
 - Open collector output
- Battery presence supervision or optional battery presence disconnect
- Limited lifetime warranty

INSTALLATION / SERVICE FEATURES:

- Removable terminal strips
- Connector for primary AC input allows for safe disconnect
- Automotive Blade Fuses for improved reliability
- Tamper switch included
- Small cabinet for reduced wall space
- Lightweight



BN8-002-UL 12/24 VDC, 8 Amp Fire/Access Power Management System

BEACONPOWER
INTEGRATING FIRE AND ACCESS

POWER SUPPLY SPECIFICATIONS

Input specifications:

- Input voltage: 120 VAC or 230 VAC
- Input current: 2.1 A maximum
- Input voltage frequency: 60 Hz

Output specifications:

- Output voltage: 12 or 24 VDC, user selectable
- Output current rating: 16 A @ 12 VDC or 8 A @ 24 VDC
- Ripple: < 1 % RMS
- Current draw in standby mode: < 60 mA
- Electronically regulated and filtered output

Output Configurations:

- 1 constant DC output
- 1 FACP controlled output; energized on FAI
- 1 FACP controlled output; de-energized on FAI

Fire Alarm Interface (FAI) Requirements:

- Trip voltage range: 9 to 33 VDC
- Current draw from FACP: 4 to 15 mA

Temperature Ratings:

- Operating temperature: 0 C° to 49 C°
- Humidity: 93% @ 32 C°, indoor, dry
- BTU/hr: 128

Battery Back-up Specifications:

- Battery charge chemistry: sealed lead acid rechargeable
- Maximum battery charge capacity: 36 Ah

Fault Detection; Relay Contact Output:

- Low/No AC
- High/Low DC
- Blown fuse
- Battery presence

Visual Indicators:

- System trouble: Yellow LED
- AC power: Green LED
- AC trouble: Yellow LED
- Constant DC output OK: Green LED
- FACP controlled output OK: Green LED
- FAI activated: Red LED
- Reversed battery: Yellow LED

MECHANICAL SPECIFICATIONS

BN8-002-UL:

- Vented cabinet: 12" L x 12" W x 4" D, 10 lbs

BN8-003-UL:

- Vented cabinet: 11" L x 15" W x 4" D, 15 lbs
- Battery space: two 7 Ah or two 12 Ah batteries

APPLICATIONS

Fire System Applications:

- Fire alarm interface for emergency exit
- Smoke detectors (re-settable)
- Door holders
- Auxiliary equipment
- Elevator recall
- Smoke dampers
- Mass Notification Systems

Access Control Applications

- Access control system power
- Fire alarm interface for emergency exit
- Door strikes
- Mag locks
- Card readers
- Proximity readers

ORDER NUMBER	MODEL NUMBER	DESCRIPTION
ORDER INFO		
10026	BN8-002-UL	12/24 VDC, 8 A power supply Key lockable cabinet
10027	BN8-003-UL	12/24 VDC, 8 A power supply Large key lockable cabinet
10025	BN8-000-UL	12/24 VDC, 8 A power supply replacement board
SYSTEM ACCESSORY MODULES		
10041	PD8	8 PTC outputs, power distribution board
10042	PD8F	8 fused outputs, power distribution board
10067	MB8	8 PTC outputs, Multi-Buss, power distribution board
10068	MB8F	8 fused outputs, Multi-Buss, power distribution board
10069	CMB8	4 relay controlled and 4 selectable PTC outputs, Multi-Buss power distribution board
10070	CMB8F	4 relay controlled and 4 selectable fused outputs, Multi-Buss power distribution board
10066	SPS4	Secondary power source module




ALARM SAF

65A Industrial Way, Wilmington, MA 01887-3499, USA, Voice:978-658-6717, Fax:978-658-8638 www.alarmsaf.com



ALARM SAF

BN8-003-APD8-UL 12/24 VDC, 8 Amp, 8 or 16 Output Fire/Access Power Management System



BEACONPOWER
INTEGRATING FIRE AND ACCESS

12/24 VDC, 8 Amp regulated power supply with advanced power distribution module designed to manage power in access control and fire systems for full integration of life-safety building systems.

Unique and versatile, this off-line switching power supply features supervised outputs, broad fault detection and reporting, FACP egress control, interface to FACP addressable modules, battery presence supervision and continuous monitoring of internal system and battery charging operations. The system also provides 8 or 16 relay controlled, individually PTC power limited and programmable outputs.

Applications include Fire Alarm Interface (FAI) for emergency egress, elevator recall and alarm monitoring, power for access control systems, FACP, auxiliary devices and door electronics and mag lock control.

UL Listed to the latest releases of UL 1481, UL 294. Optional system accessory modules available.

AGENCY LISTINGS

- UL1481 Release Date 04/09/1999
- UL294 Release Date 03/09/2004

CODE COMPLIANCE

- NFPA 72
- NFPA 731
- CSFM
- NY MEA
- NEC Article 725, Class 2 Power Limiting
- FCC Part 15, subpart B, class A

GENERAL SYSTEM FEATURES

- 12/24 VDC, user selectable
- Multiple power supply outputs individually fused and supervised
- 8 or 16 individually programmable power distribution outputs, Class 2 power limited
- High surge current capability
- Continuous monitoring of:
 - Internal System Operation
 - Battery Charging System
- Short circuit protection
- Thermal protection
- Dual rate controlled current battery charging
- Solid state battery transfer
- Visual fault & status indication
- Relay fault output
- Reverse polarity protection
- Minimal current draw in standby mode
- Surge current available for initial activation of:
 - Magnetic locks
 - Smoke dampers
 - Door holders
- Battery presence supervision or optional battery presence disconnect
- Zero voltage drop on battery transfer
- Instant switch over to battery standby
- Interface to FACP addressable modules through either:
 - Voltage output
 - Relay output
 - Open collector output
- Limited lifetime warranty

POWER DISTRIBUTION FEATURES

- 8 or 16 Class 2, Power limited outputs, PTC protected
 - Independently programmable
 - Relay Controlled
- Latching or non-Latching Fire Alarm Interface (FAI)
- Visual Status Indication

INSTALLATION / SERVICE FEATURES:

- Removable terminal strips
- Connector for primary AC input allows for safe disconnect
- Tamper switch included

BN8-003-APD8-UL 12/24 VDC, 8 Amp, 8 or 16 Output Fire/Access Power Management System



BEACONPOWER
INTEGRATING FIRE AND ACCESS

POWER SUPPLY SPECIFICATIONS

Input specifications:

- Input voltage: 120 VAC or 230 VAC
- Input current: 2.1 A maximum
- Input voltage frequency: 60 Hz

Output specifications:

- Output voltage: 12 or 24 VDC, user selectable
- Output current rating: 16 A @ 12 VDC or 8 A @ 24 VDC
- Ripple: < 1 % RMS
- Current draw in standby mode: < 60 mA
- Electronically regulated and filtered output

Output Configurations:

- 1 constant DC output
- 1 FACP controlled output; energized on FAI
- 1 FACP controlled output; de-energized on FAI

Fire Alarm Interface (FAI) Requirements:

- Trip voltage range: 9 to 33 VDC
- Current draw from FACP: 4 to 15 mA

Temperature Ratings:

- Operating temperature: 0 C° to 49 C°
- Humidity: 93% @ 32 C°, indoor, dry
- BTU/hr: 128

Battery Back-up Specifications:

- Battery charge chemistry: sealed lead acid rechargeable
- Maximum battery charge capacity: 36 Ah

Fault Detection; Relay Contact Output:

- Low/No AC
- High/Low DC
- Blown fuse
- Battery presence

Visual Indicators:

- System trouble: Yellow LED
- AC power: Green LED
- AC trouble: Yellow LED
- Constant DC output OK: Green LED
- FACP controlled output OK: Green LED
- FAI activated: Red LED
- Reversed battery: Yellow LED

POWER DISTRIBUTION SPECIFICATIONS

- 8 or 16 outputs, individually programmable for:
 - Fail Safe
 - Fail Secure
 - Form "C" Relay Contact
 - Constant Voltage for Auxiliary devices
 - Fire Alarm Interface (FAI)
- 8 or 16 inputs, individually programmable for:
 - Negative or Open Collector Trip
 - Positive Trip
 - Isolated Trip
- Lock Output Current: Power Limited @ 2.5 A per output, PTC protected
- Lock Input trip current: .03 A per input
- Lock Relay contacts rated @ 28 VDC, 12 A

Visual status indicators:

- Input Activation: Red LED per input
- Control Voltage Presence: Green LED
- Fire Alarm Interface (FAI) status: Green LED

MECHANICAL SPECIFICATIONS

BN8-003-APD8-UL:

- Vented cabinet: 11" L x 15" W x 4" D, 15 lbs

BN8-004-APD16-UL:

- Vented cabinet: 15" L x 18" W x 4" D, 25lbs

APPLICATIONS

Fire System Applications:

- Fire alarm interface for emergency exit
- Smoke detectors (re-settable)
- Door holders
- Auxiliary equipment
- Elevator recall
- Smoke dampers
- Mass Notification Systems

Access Control Applications

- Access control system power
- Fire alarm interface for emergency exit
- Door strikes
- Mag locks
- Card readers
- Proximity readers

ORDER NUMBER	MODEL NUMBER	DESCRIPTION
10030	BN8-003-APD8-UL	12/24 VDC 8 A power supply 8 power limited outputs key lockable cabinet
10028	BN8-004-APD16-UL	12/24 VDC 8 A power supply 16 power limited outputs large key lockable cabinet
10025	BN8-000-UL	12/24 VDC 8 A power supply replacement board
02827	APD8-BD	8 power limited outputs advanced power distribution replacement board



ALARM SAF

65A Industrial Way, Wilmington, MA 01887-3499, USA, Voice:978-658-6717, Fax:978-658-8638 www.alarmsaf.com



ALARM SAF

BN8-003-APD8F-UL 12/24 VDC, 8 Amp, 8 or 16 Output Fire/Access Power Management System



BEACONPOWER
INTEGRATING FIRE AND ACCESS

12/24 VDC, 8 Amp regulated power supply with advanced power distribution modules designed to manage power in access control and fire systems for full integration of life-safety building systems.

Unique and versatile, this off-line switching power supply features supervised outputs, broad fault detection and reporting, FACP egress control, interface to FACP addressable modules, battery presence supervision and continuous monitoring of internal system and battery charging operations. The system also provides 8 or 16 relay controlled, individually programmable, fuse protected outputs.

Applications include Fire Alarm Interface (FAI) for emergency egress, elevator recall and alarm monitoring, power for access control systems, FACP, auxiliary devices and door electronics and mag lock control.

UL Listed to the latest releases of UL 1481, UL 294. Optional system accessory modules available.

AGENCY LISTINGS

- UL1481 Release Date 04/09/1999
- UL294 Release Date 03/09/2004

CODE COMPLIANCE

- NFPA 72
- NFPA 731
- CSFM
- NY MEA
- FCC Part 15, subpart B, class A

GENERAL SYSTEM FEATURES

- 12/24 VDC, user selectable
- Multiple power supply outputs individually fused and supervised
- 8 or 16 individually programmable power distribution outputs, fuse protected
- High surge current capability
- Continuous monitoring of:
 - Internal System Operation
 - Battery Charging System
- Short circuit protection
- Thermal protection
- Dual rate controlled current battery charging
- Solid state battery transfer
- Visual fault & status indication
- Relay fault output
- Reverse polarity protection
- Minimal current draw in standby mode
- Surge current available for initial activation of:
 - Magnetic locks
 - Smoke dampers
 - Door holders
- Battery presence supervision or optional battery presence disconnect
- Zero voltage drop on battery transfer
- Instant switch over to battery standby
- Interface to FACP addressable modules through either:
 - Voltage output
 - Relay output
 - Open collector output
- Limited lifetime warranty

POWER DISTRIBUTION FEATURES

- 8 or 16 Individually fuse protected advanced outputs
 - Independently programmable
 - Relay Controlled
- Latching or non-Latching Fire Alarm Interface (FAI)
- Visual Status Indication

INSTALLATION / SERVICE FEATURES:

- Removable terminal strips
- Connector for primary AC input allows for safe disconnect
- Automotive Blade Fuses for improved reliability
- Tamper switch included

BN8-003-APD8F-UL 12/24 VDC, 8 Amp, 8 or 16 Output Fire/Access Power Management System



BEACONPOWER
INTEGRATING FIRE AND ACCESS

POWER SUPPLY SPECIFICATIONS

Input specifications:

- Input voltage: 120 VAC or 230 VAC
- Input current: 2.1 A maximum
- Input voltage frequency: 60 Hz

Output specifications:

- Output voltage: 12 or 24 VDC, user selectable
- Output current rating: 16 A @ 12 VDC or 8 A @ 24 VDC
- Ripple: < 1 % RMS
- Current draw in standby mode: < 60 mA
- Electronically regulated and filtered output

Output Configurations:

- 1 constant DC output
- 1 FACP controlled output; energized on FAI
- 1 FACP controlled output; de-energized on FAI

Fire Alarm Interface (FAI) Requirements:

- Trip voltage range: 9 to 33 VDC
- Current draw from FACP: 4 to 15 mA

Temperature Ratings:

- Operating temperature: 0 C° to 49 C°
- Humidity: 93% @ 32 C°, indoor, dry
- BTU/hr: 128

Battery Back-up Specifications:

- Battery charge chemistry: sealed lead acid rechargeable
- Maximum battery charge capacity: 36 Ah

Fault Detection; Relay Contact Output:

- Low/No AC
- High/Low DC
- Blown fuse
- Battery presence

Visual Indicators:

- System trouble: Yellow LED
- AC power: Green LED
- AC trouble: Yellow LED
- Constant DC output OK: Green LED
- FACP controlled output OK: Green LED
- FAI activated: Red LED
- Reversed battery: Yellow LED

POWER DISTRIBUTION SPECIFICATIONS

- 8 or 16 outputs, individually programmable for:
 - Fail Safe
 - Fail Secure
 - Form "C" Relay Contact
 - Constant Voltage for Auxiliary devices
 - Fire Alarm Interface (FAI)
- 8 or 16 inputs, individually programmable for:
 - Negative or Open Collector Trip
 - Positive Trip
 - Isolated Trip
- Lock Output Current: 3 A per output, fuse protected
- Lock Input trip current: .03 A per input
- Lock Relay contacts rated @ 28 VDC, 12 A

Visual status indicators:

- Input Activation: Red LED per input
- Control Voltage Presence: Green LED
- Fire Alarm Interface (FAI) status: Green LED

MECHANICAL SPECIFICATIONS

BN8-003-APD8F-UL:

- Vented cabinet: 11" L x 15" W x 4" D, 15 lbs

BN8-004-APD16F-UL:

- Vented cabinet: 15" L x 18" W x 4" D, 25 lbs

APPLICATIONS

Fire System Applications:

- Fire alarm interface for emergency exit
- Smoke detectors (re-settable)
- Door holders
- Auxiliary equipment power supply
- Elevator recall
- Smoke dampers
- Mass Notification Systems

Access Control Applications

- Access control system power
- Fire alarm interface for emergency exit
- Door strikes
- Mag locks
- Card readers
- Proximity readers

ORDER NUMBER	MODEL NUMBER	DESCRIPTION
10031	BN8-003-APD8F-UL	12/24 VDC 8 A power supply 8 fused outputs key lockable cabinet
10029	BN8-004-APD16F-UL	12/24 VDC 8 A power supply 16 fused outputs large key lockable cabinet
10025	BN8-000-UL	12/24 VDC 8 A power supply replacement board
02828	APD8F-BD	8 fused outputs advanced power distribution replacement board



ALARM SAF

65A Industrial Way, Wilmington, MA 01887-3499, USA, Voice:978-658-6717, Fax:978-658-8638 www.alarmsaf.com



ALARM SAF

BN8-002-UL 12/24 VDC, 8 Amp Fire/Access Power Management System



BEACONPOWER
INTEGRATING FIRE AND ACCESS

12/24 VDC, 8 Amp regulated power supply designed to manage power in access control and fire systems for full integration of life-safety building systems.

Unique and versatile, this off-line switching power supply features supervised outputs, broad fault detection and reporting, FACP egress control, interface to FACP addressable modules, battery presence supervision and continuous monitoring of internal system and battery charging operations.

Applications include Fire Alarm Interface (FAI) for emergency egress, elevator recall and alarm monitoring, power for access control systems, FACP, auxiliary devices and door electronics and mag lock control.

UL Listed to the latest releases of UL 1481, UL 294. Optional system accessory modules available.

AGENCY LISTINGS

- UL1481 Release Date 04/09/1999
- UL294 Release Date 03/09/2004

CODE COMPLIANCE

- NFPA 72
- NFPA 731
- CSFM
- NY MEA
- FCC Part 15, subpart B, class A

GENERAL SYSTEM FEATURES

- 12/24 VDC, user selectable
- Multiple power supply outputs individually fused and supervised
- High surge current capability
- Continuous monitoring of:
 - Internal System Operation
 - Battery Charging System
- Short circuit protection
- Thermal protection
- Dual rate controlled current battery charging
- Solid state battery transfer
- Visual fault & status indication
- Relay fault output
- Reverse polarity protection
- Minimal current draw in standby mode
- Surge current available for initial activation of:
 - Magnetic locks
 - Smoke dampers
 - Door holders
- Zero voltage drop on battery transfer
- Instant switch over to battery standby
- Interface to FACP addressable modules through either:
 - Voltage output
 - Relay output
 - Open collector output
- Battery presence supervision or optional battery presence disconnect
- Limited lifetime warranty

INSTALLATION / SERVICE FEATURES:

- Removable terminal strips
- Connector for primary AC input allows for safe disconnect
- Automotive Blade Fuses for improved reliability
- Tamper switch included
- Small cabinet for reduced wall space
- Lightweight



BN8-002-UL 12/24 VDC, 8 Amp Fire/Access Power Management System

BEACONPOWER
INTEGRATING FIRE AND ACCESS

POWER SUPPLY SPECIFICATIONS

Input specifications:

- Input voltage: 120 VAC or 230 VAC
- Input current: 2.1 A maximum
- Input voltage frequency: 60 Hz

Output specifications:

- Output voltage: 12 or 24 VDC, user selectable
- Output current rating: 16 A @ 12 VDC or 8 A @ 24 VDC
- Ripple: < 1 % RMS
- Current draw in standby mode: < 60 mA
- Electronically regulated and filtered output

Output Configurations:

- 1 constant DC output
- 1 FACP controlled output; energized on FAI
- 1 FACP controlled output; de-energized on FAI

Fire Alarm Interface (FAI) Requirements:

- Trip voltage range: 9 to 33 VDC
- Current draw from FACP: 4 to 15 mA

Temperature Ratings:

- Operating temperature: 0 C° to 49 C°
- Humidity: 93% @ 32 C°, indoor, dry
- BTU/hr: 128

Battery Back-up Specifications:

- Battery charge chemistry: sealed lead acid rechargeable
- Maximum battery charge capacity: 36 Ah

Fault Detection; Relay Contact Output:

- Low/No AC
- High/Low DC
- Blown fuse
- Battery presence

Visual Indicators:

- System trouble: Yellow LED
- AC power: Green LED
- AC trouble: Yellow LED
- Constant DC output OK: Green LED
- FACP controlled output OK: Green LED
- FAI activated: Red LED
- Reversed battery: Yellow LED

MECHANICAL SPECIFICATIONS

BN8-002-UL:

- Vented cabinet: 12" L x 12" W x 4" D, 10 lbs

BN8-003-UL:

- Vented cabinet: 11" L x 15" W x 4" D, 15 lbs
- Battery space: two 7 Ah or two 12 Ah batteries

APPLICATIONS

Fire System Applications:

- Fire alarm interface for emergency exit
- Smoke detectors (re-settable)
- Door holders
- Auxiliary equipment
- Elevator recall
- Smoke dampers
- Mass Notification Systems

Access Control Applications

- Access control system power
- Fire alarm interface for emergency exit
- Door strikes
- Mag locks
- Card readers
- Proximity readers

ORDER NUMBER	MODEL NUMBER	DESCRIPTION
ORDER INFO		
10026	BN8-002-UL	12/24 VDC, 8 A power supply Key lockable cabinet
10027	BN8-003-UL	12/24 VDC, 8 A power supply Large key lockable cabinet
10025	BN8-000-UL	12/24 VDC, 8 A power supply replacement board
SYSTEM ACCESSORY MODULES		
10041	PD8	8 PTC outputs, power distribution board
10042	PD8F	8 fused outputs, power distribution board
10067	MB8	8 PTC outputs, Multi-Buss, power distribution board
10068	MB8F	8 fused outputs, Multi-Buss, power distribution board
10069	CMB8	4 relay controlled and 4 selectable PTC outputs, Multi-Buss power distribution board
10070	CMB8F	4 relay controlled and 4 selectable fused outputs, Multi-Buss power distribution board
10066	SPS4	Secondary power source module



ALARM SAF

65A Industrial Way, Wilmington, MA 01887-3499, USA, Voice:978-658-6717, Fax:978-658-8638 www.alarmsaf.com



ALARM SAF

BN8-003-APD8-UL 12/24 VDC, 8 Amp, 8 or 16 Output Fire/Access Power Management System



BEACONPOWER
INTEGRATING FIRE AND ACCESS

12/24 VDC, 8 Amp regulated power supply with advanced power distribution module designed to manage power in access control and fire systems for full integration of life-safety building systems.

Unique and versatile, this off-line switching power supply features supervised outputs, broad fault detection and reporting, FACP egress control, interface to FACP addressable modules, battery presence supervision and continuous monitoring of internal system and battery charging operations. The system also provides 8 or 16 relay controlled, individually PTC power limited and programmable outputs.

Applications include Fire Alarm Interface (FAI) for emergency egress, elevator recall and alarm monitoring, power for access control systems, FACP, auxiliary devices and door electronics and mag lock control.

UL Listed to the latest releases of UL 1481, UL 294. Optional system accessory modules available.

AGENCY LISTINGS

- UL1481 Release Date 04/09/1999
- UL294 Release Date 03/09/2004

CODE COMPLIANCE

- NFPA 72
- NFPA 731
- CSFM
- NY MEA
- NEC Article 725, Class 2 Power Limiting
- FCC Part 15, subpart B, class A

GENERAL SYSTEM FEATURES

- 12/24 VDC, user selectable
- Multiple power supply outputs individually fused and supervised
- 8 or 16 individually programmable power distribution outputs, Class 2 power limited
- High surge current capability
- Continuous monitoring of:
 - Internal System Operation
 - Battery Charging System
- Short circuit protection
- Thermal protection
- Dual rate controlled current battery charging
- Solid state battery transfer
- Visual fault & status indication
- Relay fault output
- Reverse polarity protection
- Minimal current draw in standby mode
- Surge current available for initial activation of:
 - Magnetic locks
 - Smoke dampers
 - Door holders
- Battery presence supervision or optional battery presence disconnect
- Zero voltage drop on battery transfer
- Instant switch over to battery standby
- Interface to FACP addressable modules through either:
 - Voltage output
 - Relay output
 - Open collector output
- Limited lifetime warranty

POWER DISTRIBUTION FEATURES

- 8 or 16 Class 2, Power limited outputs, PTC protected
 - Independently programmable
 - Relay Controlled
- Latching or non-Latching Fire Alarm Interface (FAI)
- Visual Status Indication

INSTALLATION / SERVICE FEATURES:

- Removable terminal strips
- Connector for primary AC input allows for safe disconnect
- Tamper switch included

BN8-003-APD8-UL 12/24 VDC, 8 Amp, 8 or 16 Output Fire/Access Power Management System



BEACONPOWER
INTEGRATING FIRE AND ACCESS

POWER SUPPLY SPECIFICATIONS

Input specifications:

- Input voltage: 120 VAC or 230 VAC
- Input current: 2.1 A maximum
- Input voltage frequency: 60 Hz

Output specifications:

- Output voltage: 12 or 24 VDC, user selectable
- Output current rating: 16 A @ 12 VDC or 8 A @ 24 VDC
- Ripple: < 1 % RMS
- Current draw in standby mode: < 60 mA
- Electronically regulated and filtered output

Output Configurations:

- 1 constant DC output
- 1 FACP controlled output; energized on FAI
- 1 FACP controlled output; de-energized on FAI

Fire Alarm Interface (FAI) Requirements:

- Trip voltage range: 9 to 33 VDC
- Current draw from FACP: 4 to 15 mA

Temperature Ratings:

- Operating temperature: 0 C° to 49 C°
- Humidity: 93% @ 32 C°, indoor, dry
- BTU/hr: 128

Battery Back-up Specifications:

- Battery charge chemistry: sealed lead acid rechargeable
- Maximum battery charge capacity: 36 Ah

Fault Detection; Relay Contact Output:

- Low/No AC
- High/Low DC
- Blown fuse
- Battery presence

Visual Indicators:

- System trouble: Yellow LED
- AC power: Green LED
- AC trouble: Yellow LED
- Constant DC output OK: Green LED
- FACP controlled output OK: Green LED
- FAI activated: Red LED
- Reversed battery: Yellow LED

POWER DISTRIBUTION SPECIFICATIONS

- 8 or 16 outputs, individually programmable for:
 - Fail Safe
 - Fail Secure
 - Form "C" Relay Contact
 - Constant Voltage for Auxiliary devices
 - Fire Alarm Interface (FAI)
- 8 or 16 inputs, individually programmable for:
 - Negative or Open Collector Trip
 - Positive Trip
 - Isolated Trip
- Lock Output Current: Power Limited @ 2.5 A per output, PTC protected
- Lock Input trip current: .03 A per input
- Lock Relay contacts rated @ 28 VDC, 12 A

Visual status indicators:

- Input Activation: Red LED per input
- Control Voltage Presence: Green LED
- Fire Alarm Interface (FAI) status: Green LED

MECHANICAL SPECIFICATIONS

BN8-003-APD8-UL:

- Vented cabinet: 11" L x 15" W x 4" D, 15 lbs

BN8-004-APD16-UL:

- Vented cabinet: 15" L x 18" W x 4" D, 25lbs

APPLICATIONS

Fire System Applications:

- Fire alarm interface for emergency exit
- Smoke detectors (re-settable)
- Door holders
- Auxiliary equipment
- Elevator recall
- Smoke dampers
- Mass Notification Systems

Access Control Applications

- Access control system power
- Fire alarm interface for emergency exit
- Door strikes
- Mag locks
- Card readers
- Proximity readers

ORDER NUMBER	MODEL NUMBER	DESCRIPTION
10030	BN8-003-APD8-UL	12/24 VDC 8 A power supply 8 power limited outputs key lockable cabinet
10028	BN8-004-APD16-UL	12/24 VDC 8 A power supply 16 power limited outputs large key lockable cabinet
10025	BN8-000-UL	12/24 VDC 8 A power supply replacement board
02827	APD8-BD	8 power limited outputs advanced power distribution replacement board



ALARM SAF

65A Industrial Way, Wilmington, MA 01887-3499, USA, Voice:978-658-6717, Fax:978-658-8638 www.alarmsaf.com



ALARM SAF

BN8-003-APD8F-UL 12/24 VDC, 8 Amp, 8 or 16 Output Fire/Access Power Management System



BEACONPOWER
INTEGRATING FIRE AND ACCESS

12/24 VDC, 8 Amp regulated power supply with advanced power distribution modules designed to manage power in access control and fire systems for full integration of life-safety building systems.

Unique and versatile, this off-line switching power supply features supervised outputs, broad fault detection and reporting, FACP egress control, interface to FACP addressable modules, battery presence supervision and continuous monitoring of internal system and battery charging operations. The system also provides 8 or 16 relay controlled, individually programmable, fuse protected outputs.

Applications include Fire Alarm Interface (FAI) for emergency egress, elevator recall and alarm monitoring, power for access control systems, FACP, auxiliary devices and door electronics and mag lock control.

UL Listed to the latest releases of UL 1481, UL 294. Optional system accessory modules available.

AGENCY LISTINGS

- UL1481 Release Date 04/09/1999
- UL294 Release Date 03/09/2004

CODE COMPLIANCE

- NFPA 72
- NFPA 731
- CSFM
- NY MEA
- FCC Part 15, subpart B, class A

GENERAL SYSTEM FEATURES

- 12/24 VDC, user selectable
- Multiple power supply outputs individually fused and supervised
- 8 or 16 individually programmable power distribution outputs, fuse protected
- High surge current capability
- Continuous monitoring of:
 - Internal System Operation
 - Battery Charging System
- Short circuit protection
- Thermal protection
- Dual rate controlled current battery charging
- Solid state battery transfer
- Visual fault & status indication
- Relay fault output
- Reverse polarity protection
- Minimal current draw in standby mode
- Surge current available for initial activation of:
 - Magnetic locks
 - Smoke dampers
 - Door holders
- Battery presence supervision or optional battery presence disconnect
- Zero voltage drop on battery transfer
- Instant switch over to battery standby
- Interface to FACP addressable modules through either:
 - Voltage output
 - Relay output
 - Open collector output
- Limited lifetime warranty

POWER DISTRIBUTION FEATURES

- 8 or 16 Individually fuse protected advanced outputs
 - Independently programmable
 - Relay Controlled
- Latching or non-Latching Fire Alarm Interface (FAI)
- Visual Status Indication

INSTALLATION / SERVICE FEATURES:

- Removable terminal strips
- Connector for primary AC input allows for safe disconnect
- Automotive Blade Fuses for improved reliability
- Tamper switch included

BN8-003-APD8F-UL 12/24 VDC, 8 Amp, 8 or 16 Output Fire/Access Power Management System



BEACONPOWER
INTEGRATING FIRE AND ACCESS

POWER SUPPLY SPECIFICATIONS

Input specifications:

- Input voltage: 120 VAC or 230 VAC
- Input current: 2.1 A maximum
- Input voltage frequency: 60 Hz

Output specifications:

- Output voltage: 12 or 24 VDC, user selectable
- Output current rating: 16 A @ 12 VDC or 8 A @ 24 VDC
- Ripple: < 1 % RMS
- Current draw in standby mode: < 60 mA
- Electronically regulated and filtered output

Output Configurations:

- 1 constant DC output
- 1 FACP controlled output; energized on FAI
- 1 FACP controlled output; de-energized on FAI

Fire Alarm Interface (FAI) Requirements:

- Trip voltage range: 9 to 33 VDC
- Current draw from FACP: 4 to 15 mA

Temperature Ratings:

- Operating temperature: 0 C° to 49 C°
- Humidity: 93% @ 32 C°, indoor, dry
- BTU/hr: 128

Battery Back-up Specifications:

- Battery charge chemistry: sealed lead acid rechargeable
- Maximum battery charge capacity: 36 Ah

Fault Detection; Relay Contact Output:

- Low/No AC
- High/Low DC
- Blown fuse
- Battery presence

Visual Indicators:

- System trouble: Yellow LED
- AC power: Green LED
- AC trouble: Yellow LED
- Constant DC output OK: Green LED
- FACP controlled output OK: Green LED
- FAI activated: Red LED
- Reversed battery: Yellow LED

POWER DISTRIBUTION SPECIFICATIONS

- 8 or 16 outputs, individually programmable for:
 - Fail Safe
 - Fail Secure
 - Form "C" Relay Contact
 - Constant Voltage for Auxiliary devices
 - Fire Alarm Interface (FAI)
- 8 or 16 inputs, individually programmable for:
 - Negative or Open Collector Trip
 - Positive Trip
 - Isolated Trip
- Lock Output Current: 3 A per output, fuse protected
- Lock Input trip current: .03 A per input
- Lock Relay contacts rated @ 28 VDC, 12 A

Visual status indicators:

- Input Activation: Red LED per input
- Control Voltage Presence: Green LED
- Fire Alarm Interface (FAI) status: Green LED

MECHANICAL SPECIFICATIONS

BN8-003-APD8F-UL:

- Vented cabinet: 11" L x 15" W x 4" D, 15 lbs

BN8-004-APD16F-UL:

- Vented cabinet: 15" L x 18" W x 4" D, 25 lbs

APPLICATIONS

Fire System Applications:

- Fire alarm interface for emergency exit
- Smoke detectors (re-settable)
- Door holders
- Auxiliary equipment power supply
- Elevator recall
- Smoke dampers
- Mass Notification Systems

Access Control Applications

- Access control system power
- Fire alarm interface for emergency exit
- Door strikes
- Mag locks
- Card readers
- Proximity readers

ORDER NUMBER	MODEL NUMBER	DESCRIPTION
10031	BN8-003-APD8F-UL	12/24 VDC 8 A power supply 8 fused outputs key lockable cabinet
10029	BN8-004-APD16F-UL	12/24 VDC 8 A power supply 16 fused outputs large key lockable cabinet
10025	BN8-000-UL	12/24 VDC 8 A power supply replacement board
02828	APD8F-BD	8 fused outputs advanced power distribution replacement board



ALARM SAF

65A Industrial Way, Wilmington, MA 01887-3499, USA, Voice:978-658-6717, Fax:978-658-8638 www.alarmsaf.com



ALARM SAF

BN8-004-NAC-UL 12/24 VDC, 8 Amp Fire/Access Power Management System



12/24 VDC, 8 Amp regulated power supply with microprocessor controlled NAC interface is designed to manage power in access control and fire system applications for full integration of life-safety building systems.

Unique and versatile, this off-line switching power supply features supervised outputs, broad fault detection and reporting, FACP egress control, interface to FACP addressable modules, battery presence supervision and continuous monitoring of internal system and battery charging operations. The NAC control module supports all ADA requirements, provides two outputs for AV signaling devices and maintains all horn/strobe protocols.

Applications include simultaneous use for egress lock power and fire alarm AV signaling, Fire Alarm Interface (FAI) for emergency egress, elevator recall and alarm monitoring, power for FACP, AV signaling and auxiliary devices, door electronics and mag lock control.

AGENCY LISTINGS

- UL/ANSI 864 Release date 9/30/2003 (Ninth Edition)
- ULC-S527-99 Release date 06/1999
- UL 1481 Release date 04/09/1999
- UL 294 Release date 03/09/2004

CODE COMPLIANCE

- NFPA 72
- NFPA 731 (proposed)
- CSFM
- NY MEA
- FCC Part 15, subpart B, class A

GENERAL SYSTEM FEATURES

- 12/24 VDC, user selectable
- Multiple power supply outputs individually fused and supervised
- High surge current capability
- Continuous monitoring of:
 - Internal System Operation
 - Battery Charging System
- Short circuit protection
- Thermal protection
- Dual rate controlled current battery charging
- Solid state battery transfer
- Visual fault & status indication
- Relay fault output
- Reverse polarity protection
- Limited lifetime warranty

FIRE SYSTEM FEATURES

- Multiple power supply outputs individually fused and supervised
- Minimal current draw in standby mode
- Surge current available for initial activation of:
 - Smoke dampers
 - Door holders
- Battery presence supervision
- Zero voltage drop on battery transfer
- Instant switch over to battery standby
- Interface to FACP addressable modules through either:
 - Voltage output
 - Relay output
 - Open collector output

NAC/ADA FEATURES

- 2 Class A or B signaling outputs
- 2 Class A or B FACP inputs
- Microprocessor controlled
- Solid state output circuits
- Maintains all horn/strobe sync protocols
- Supervised Zone Output wiring via EOL resistor
- Faults transmitted to host panel
- Built-in test switches for troubleshooting by zone
- Ground Fault enable/disable jumper

ACCESS CONTROL FEATURES

- Multiple power supply outputs individually fused and supervised
- Surge current available for initial activation of magnetic locks
- Optional battery presence disconnect

INSTALLATION / SERVICE FEATURES

- Removable terminal strips
- Connector for primary AC input allows for safe disconnect
- Built-in test switches for troubleshooting by zone
- Tamper switch included



BN8-004-NAC-UL 12/24 VDC, 8 Amp Fire/Access Power Management System

BEACONPOWER
INTEGRATING FIRE AND ACCESS

POWER SUPPLY SPECIFICATIONS

Input specifications:

- Input voltage: 120 VAC or 230 VAC
- Input current: 2.1 A maximum
- Input voltage frequency: 60 Hz

Output specifications:

- Output voltage: 12 or 24 VDC, user selectable
- Output current rating: 16 A @ 12 VDC or 8 A @ 24 VDC
- Ripple: < 1 % RMS
- Current draw in standby mode: < 60 mA
- Electronically regulated and filtered output

Output Configurations:

- 1 constant DC output
- 1 FACP controlled output; energized on FAI
- 1 FACP controlled output; de-energized on FAI

Fire Alarm Interface (FAI) Requirements:

- Trip voltage range: 9 to 33 VDC
- Current draw from FACP: 4 to 15 mA

Temperature Ratings:

- Operating temperature: 0 C° to 49 C°
- Humidity: 93% @ 32 C°, indoor, dry
- BTU/hr: 128

Battery Back-up Specifications:

- Battery charge chemistry: sealed lead acid rechargeable
- Maximum battery charge capacity: 36 Ah

Fault Detection; Relay Contact Output:

- Low/No AC
- High/Low DC
- Blown fuse
- Battery presence

Visual Indicators:

- System trouble: Yellow LED
- AC power: Green LED
- AC trouble: Yellow LED
- Constant DC output OK: Green LED
- FACP controlled output OK: Green LED
- FAI activated: Red LED
- Reversed battery: Yellow LED

NAC CONTROL MODULE SPECIFICATIONS

Output Specifications:

- Output voltage: 12 or 24 VDC, set by power supply
- Output current : Class 2 power limited @ 3 A per output

Output Configurations:

- BN8-004-NAC-UL
- 2 Class A (Style Z) or Class B (Style Y) A/V signaling circuits
BN8-004-NAC2-UL
- 4 Class A (style Z) or Class B (style Y) signaling circuits

Input Configurations:

- BN8-004-NAC-UL
- 2 Class A (Style Z) or Class B (Style Y) FACP Inputs
BN8-004-NAC2-UL
- 4 Class A (style Z) or Class B (style Y) FACP Inputs

Input Requirements:

- 9 to 33 VDC
- 4 to 15 mA

Fault Detection; Relay Contact Output:

- Ground fault
- NAC output circuit fault
- NAC internal fault
- Trouble condition may be transmitted to host panel via input circuit

Visual Indicators:

- Ground fault: Yellow LED
- NAC trouble: Yellow LED

MECHANICAL SPECIFICATIONS

- Red vented cabinet: 15"L x 18"W x 4"D, 25 lbs
- Battery space: two 7 Ah , two 12 Ah or two 18 Ah batteries

APPLICATIONS

Fire System Applications:

- Fire alarm interface for emergency exit
- Smoke detectors (re-settable)
- Door holders
- Auxiliary equipment
- Elevator recall
- Smoke dampers
- Mass Notification Systems

Access Control Applications

- Access control system power
- Fire alarm interface for emergency exit
- Door strikes
- Mag locks
- Card readers
- Proximity readers

Integrated Fire/Access Applications

- Simultaneous power for egress lock control and fire alarm A/V signaling
- Simultaneous power for fire alarm signaling and re-settable four wire smoke detectors
- Simultaneous power for fire alarm signaling and door holder operation

ORDER NUMBER	MODEL NUMBER	DESCRIPTION
10044	BN8-004-NAC-UL	12/24 VDC, 8 A power supply with on-board NAC control module, Red key lockable cabinet
10047	BN8-004-NAC2-UL	12/24 VDC, 8 A power supply with two NAC control modules, Red key lockable cabinet
10025	BN8-000-UL	12/24 VDC, 8 A power supply replacement board
10049	NAC-UL	NAC control module replacement board



ALARM SAF



ALARM SAF

BN86-004-CPD16-UL 12/24 VDC, 8/6 Amp, 16 Output Dual Fire/Access Power Management System



BEACONPOWER
INTEGRATING FIRE AND ACCESS

Dual 12/24 VDC, 8/6 Amp regulated power supply with advanced power distribution modules designed to manage power in large access control and fire systems for full integration of life-safety building systems.

Unique and versatile, this system provides 2 independent, 12/24 VDC, regulated off-line switching power supplies; one 8 Amp and one 6 Amp. Both feature supervised outputs, broad fault detection and reporting, FACP egress control, interface to FACP addressable modules, battery presence supervision and continuous monitoring of internal system and battery charging operations. The system also provides 16 total outputs; 8 relay controlled, individually PTC power limited and programmable outputs and 8 individually PTC power limited only outputs.

Applications include Fire Alarm Interface (FAI) for emergency egress, elevator recall and alarm monitoring, power for access control systems, FACP, auxiliary devices and door electronics and mag lock control.

UL Listed to the latest releases of UL 1481, UL 294. Optional system accessory modules available.

AGENCY LISTINGS

- UL1481 Release Date 04/09/1999
- UL294 Release Date 03/09/2004

CODE COMPLIANCE

- NFPA 72
- NFPA 731
- CSFM
- NY MEA
- NEC Article 725, Class 2 Power Limiting
- FCC Part 15, subpart B, class A

GENERAL SYSTEM FEATURES

- Two independent power supplies, each user selectable for 12/24 VDC
- Multiple power supply outputs individually fused and supervised
- 16 power distribution outputs
 - 8 relay controlled, individually programmable, Class 2 power limited
 - 8 individually Class 2 power limited
- High surge current capability
- Continuous monitoring of:
 - Internal System Operation
 - Battery Charging System
- Short circuit protection
- Thermal protection
- Dual rate controlled current battery charging
- Solid state battery transfer
- Visual fault & status indication
- Relay fault output
- Reverse polarity protection
- Minimal current draw in standby mode
- Surge current available for initial activation of:
 - Magnetic locks
 - Smoke dampers
 - Door holders
- Battery presence supervision or optional battery presence disconnect
- Zero voltage drop on battery transfer
- Instant switch over to battery standby
- Interface to FACP addressable modules through either:
 - Voltage output
 - Relay output
 - Open collector output
- Limited lifetime warranty

POWER DISTRIBUTION FEATURES:

- 16 power distribution outputs
 - 8 individually Class2, power limited, PTC protected
 - 8 relay controlled, individually Class2, power limited, PTC protected
 - independently programmable
 - latching or non-latching Fire Alarm Interface (FAI)
- Visual Status Indicators

INSTALLATION / SERVICE FEATURES:

- Removable terminal strips
- Connector for primary AC input allows for safe disconnect
- Tamper switch included

BN86-004-CPD16-UL 12/24 VDC, 8/6 Amp, 16 Output Dual Fire/Access Power Management System



BEACONPOWER
INTEGRATING FIRE AND ACCESS

POWER SUPPLY SPECIFICATIONS

NOTE: Dual system provides two independent power supplies, with the following specifications:

Power Supply #1 Specifications

- Input current - 2.1 A maximum
- Output current rating - 16 A @ 12 VDC or 8 A @ 24 VDC
- BTU/hr - 128

Power Supply #2 Specifications

- Input current - 1.6 A maximum
- Output current rating - 12 A @ 12 VDC or 6 A @ 24 VDC
- BTU/hr - 99

Common Specifications

Input specifications:

- Input voltage: 120 VAC or 230 VAC
- Input voltage frequency: 60 Hz

Output specifications:

- Output voltage: 12 or 24 VDC, user selectable
- Ripple: < 1 % RMS
- Current draw in standby mode: < 60 mA
- Electronically regulated and filtered output

Output Configurations:

- 1 constant DC output
- 1 FACP controlled output; energized on FAI
- 1 FACP controlled output; de-energized on FAI

Fire Alarm Interface (FAI) Requirements:

- Trip voltage range: 9 to 33 VDC
- Current draw from FACP: 4 to 15 mA

Temperature Ratings:

- Operating temperature: 0 C° to 49 C°
- Humidity: 93% @ 32 C°, indoor, dry

Battery Back-up Specifications:

- Battery charge chemistry: sealed lead acid rechargeable
- Maximum battery charge capacity: 36 Ah

Fault Detection; Relay Contact Output:

- Low/No AC
- High/Low DC
- Blown fuse
- Battery presence

Visual Indicators:

- System trouble: Yellow LED
- AC power: Green LED
- AC trouble: Yellow LED
- Constant DC output OK: Green LED
- FACP controlled output OK: Green LED
- FAI activated: Red LED
- Reversed battery: Yellow LED

POWER DISTRIBUTION SPECIFICATIONS

Advanced power distribution outputs

- 8 outputs, individually programmable for:
 - Fail Safe
 - Fail Secure
 - Form "C" Relay Contact
 - Constant Voltage for Auxiliary devices
 - Fire Alarm Interface (FAI)

- 8 inputs, individually programmable for:
 - Negative or Open Collector Trip
 - Positive Trip
 - Isolated Trip
- Lock Output Current: Power Limited @ 2.5 A per output, PTC protected
- Lock Input trip current: .03 A per input
- Lock Relay contacts rated @ 28 VDC, 12 A

Visual status indicators:

- Input Activation: Red LED per input
- Control Voltage Presence: Green LED
- Fire Alarm Interface (FAI) status: Green LED

Power distribution outputs

- 8 Class 2 power limited power distribution outputs
- Output current: power limited @ 1.5 A per output, PTC protected

MECHANICAL SPECIFICATIONS

- Vented cabinet: 15" L x 18" W x 4" D, 25 lbs

APPLICATIONS

Fire System Applications:

- Fire alarm interface for emergency exit
- Smoke detectors (re-settable)
- Door holders
- Auxiliary equipment
- Elevator recall
- Smoke dampers
- Mass Notification Systems

Access Control Applications

- Access control system power
- Fire alarm interface for emergency exit
- Door strikes
- Mag locks
- Card readers
- Proximity readers

ORDER NUMBER	MODEL NUMBER	DESCRIPTION
10032	BN86-004-CPD16-UL	12/24 VDC 8/6 A power supply 16 power limited outputs key lockable cabinet
10025	BN8-000-UL	12/24 VDC 8 A power supply replacement board
10013	BN6-000-UL	12/24 VDC 6 A power supply replacement board
02827	APD8-BD	8 power limited outputs advanced power distribution replacement board
10014	BN6-000-PD8-UL	4 A power supply replacement board with on-board PD8-UL module
10041	PD8-UL	8 power limited output power distribution replacement module




ALARM SAF

65A Industrial Way, Wilmington, MA 01887-3499, USA, Voice:978-658-6717, Fax:978-658-8638 www.alarmsaf.com



ALARM SAF

BN86-004-CPD16F-UL 12/24 VDC, 8/6 Amp, 16 Output Dual Fire/Access Power Management System



BEACONPOWER
INTEGRATING FIRE AND ACCESS

Dual 12/24 VDC, 8/6 Amp regulated power supply with advanced power distribution modules designed to manage power in large access control and fire systems for full integration of life-safety building systems.

Unique and versatile, this system provides 2 independent, 12/24 VDC, regulated off-line switching power supplies; one 8 Amp and one 6 Amp. Both feature supervised outputs, broad fault detection and reporting, FACP egress control, interface to FACP addressable modules, battery presence supervision and continuous monitoring of internal system and battery charging operations. The system also provides 16 total outputs; 8 relay controlled, individually fuse protected and programmable and 8 individually fuse protected only.

Applications include Fire Alarm Interface (FAI) for emergency egress, elevator recall and alarm monitoring, power for access control systems, FACP, auxiliary devices and door electronics and mag lock control.

UL Listed to the latest releases of UL 1481, UL 294. Optional system accessory modules available.

AGENCY LISTINGS

- UL1481 Release Date 04/09/1999
- UL294 Release Date 03/09/2004

CODE COMPLIANCE

- NFPA 72
- NFPA 731
- CSFM
- NY MEA
- FCC Part 15, subpart B, class A

GENERAL SYSTEM FEATURES

- Two independent power supplies, each user selectable for 12/24 VDC
- Multiple power supply outputs individually fused and supervised
- 16 power distribution outputs
 - 8 relay controlled, individually programmable, fuse protected
 - 8 individually fuse protected
- High surge current capability
- Continuous monitoring of:
 - Internal system operation
 - Battery charging system
- Short circuit protection
- Thermal protection
- Dual rate controlled current battery charging
- Solid state battery transfer
- Visual fault & status indication
- Relay fault output
- Reverse polarity protection
- Minimal current draw in standby mode
- Surge current available for initial activation of:
 - Magnetic locks
 - Smoke dampers
 - Door holders
- Battery presence supervision or optional battery presence disconnect
- Zero voltage drop on battery transfer
- Instant switch over to battery standby
- Interface to FACP addressable modules through either:
 - Voltage output
 - Relay output
 - Open collector output
- Limited lifetime warranty

POWER DISTRIBUTION FEATURES:

- 16 power distribution outputs
 - 8 individually fuse protected
 - 8 relay controlled, individually fuse protected
 - independently programmable
 - latching or non-latching Fire Alarm Interface (FAI)
- Visual Status Indicators

INSTALLATION / SERVICE FEATURES:

- Removable terminal strips
- Connector for primary AC input allows for safe disconnect
- Automotive Blade Fuses for improved reliability
- Tamper switch included

BN86-004-CPD16F-UL 12/24 VDC, 8/6 Amp, 16 Output Dual Fire/Access Power Management System



BEACONPOWER
INTEGRATING FIRE AND ACCESS

POWER SUPPLY SPECIFICATIONS

NOTE: Dual system provides two independent power supplies, with the following specifications:

Power Supply #1 Specifications

- Input current - 2.1 A maximum
- Output current rating - 16 A @ 12 VDC or 8 A @ 24 VDC
- BTU/hr - 128

Power Supply #2 Specifications

- Input current - 1.6 A maximum
- Output current rating - 12 A @ 12 VDC or 6 A @ 24 VDC
- BTU/hr - 99

Common Specifications

Input specifications:

- Input voltage: 120 VAC or 230 VAC
- Input voltage frequency: 60 Hz

Output specifications:

- Output voltage: 12 or 24 VDC, user selectable
- Ripple: < 1 % RMS
- Current draw in standby mode: < 60 mA
- Electronically regulated and filtered output

Output Configurations:

- 1 constant DC output
- 1 FACP controlled output; energized on FAI
- 1 FACP controlled output; de-energized on FAI

Fire Alarm Interface (FAI) Requirements:

- Trip voltage range: 9 to 33 VDC
- Current draw from FACP: 4 to 15 mA

Temperature Ratings:

- Operating temperature: 0 C° to 49 C°
- Humidity: 93% @ 32 C°, indoor, dry

Battery Back-up Specifications:

- Battery charge chemistry: sealed lead acid rechargeable
- Maximum battery charge capacity: 36 Ah

Fault Detection; Relay Contact Output:

- Low/No AC
- High/Low DC
- Blown fuse
- Battery presence

Visual Indicators:

- System trouble: Yellow LED
- AC power: Green LED
- AC trouble: Yellow LED
- Constant DC output OK: Green LED
- FACP controlled output OK: Green LED
- FAI activated: Red LED
- Reversed battery: Yellow LED

POWER DISTRIBUTION SPECIFICATIONS

Advanced power distribution outputs

- 8 outputs, individually programmable for:
 - Fail Safe
 - Fail Secure
 - Form "C" Relay Contact
 - Constant Voltage for Auxiliary devices
 - Fire Alarm Interface (FAI)
- 8 inputs, individually programmable for:
 - Negative or Open Collector Trip
 - Positive Trip

- Isolated Trip
- Lock Output Current: 3 A per output, fuse protected
- Lock Input trip current: .03 A per input
- Lock Relay contacts rated @ 28 VDC, 12 A

Visual status indicators:

- Input Activation: Red LED per input
- Control Voltage Presence: Green LED
- Fire Alarm Interface (FAI) status: Green LED

Power distribution outputs

- 8 individually fused outputs
- Output current: 3 A per output, fuse protected

MECHANICAL SPECIFICATIONS

- BN86-004-CPD16F-UL
- Vented cabinet: 15" L x 18" W x 4" D, 25 lbs
- BN86-009-CPD16F-UL
- Vented cabinet: 20" L x 24" W x 5" D, 35 lbs
- Battery space: three 7Ah, three 12 Ah batteries or two 17 Ah batteries

APPLICATIONS

Fire System Applications:

- Fire alarm interface for emergency exit
- Smoke detectors (re-settable)
- Door holders
- Auxiliary equipment
- Elevator recall
- Smoke dampers
- Mass Notification Systems

Access Control Applications

- Access control system power
- Fire alarm interface for emergency exit
- Door strikes
- Mag locks
- Card readers
- Proximity readers

ORDER NUMBER	MODEL NUMBER	DESCRIPTION
10033	BN86-004-CPD16F-UL	12/24 VDC 8/6 A power supply 16 fused outputs key lockable cabinet
10057	BN86-009-CPD16F-UL	12/24 VDC 8/6 A power supply 16 fused outputs large key lockable cabinet
10025	BN8-000-UL	12/24 VDC 8 A power supply replacement board
10013	BN6-000-UL	12/24 VDC 6 A power supply replacement board
02828	APD8F-BD	8 fused outputs advanced power distribution replacement board
10015	BN6-000-PD8F-UL	6 A power supply replacement board with PD8F-UL module on board
10042	PD8F-UL	8 fused output replacement module



ALARM SAF

65A Industrial Way, Wilmington, MA 01887-3499, USA, Voice:978-658-6717, Fax:978-658-8638 www.alarmsaf.com



ALARM SAF

BN86-004-CPD16F-UL 12/24 VDC, 8/6 Amp, 16 Output Dual Fire/Access Power Management System



BEACONPOWER
INTEGRATING FIRE AND ACCESS

Dual 12/24 VDC, 8/6 Amp regulated power supply with advanced power distribution modules designed to manage power in large access control and fire systems for full integration of life-safety building systems.

Unique and versatile, this system provides 2 independent, 12/24 VDC, regulated off-line switching power supplies; one 8 Amp and one 6 Amp. Both feature supervised outputs, broad fault detection and reporting, FACP egress control, interface to FACP addressable modules, battery presence supervision and continuous monitoring of internal system and battery charging operations. The system also provides 16 total outputs; 8 relay controlled, individually fuse protected and programmable and 8 individually fuse protected only.

Applications include Fire Alarm Interface (FAI) for emergency egress, elevator recall and alarm monitoring, power for access control systems, FACP, auxiliary devices and door electronics and mag lock control.

UL Listed to the latest releases of UL 1481, UL 294. Optional system accessory modules available.

AGENCY LISTINGS

- UL1481 Release Date 04/09/1999
- UL294 Release Date 03/09/2004

CODE COMPLIANCE

- NFPA 72
- NFPA 731
- CSFM
- NY MEA
- FCC Part 15, subpart B, class A

GENERAL SYSTEM FEATURES

- Two independent power supplies, each user selectable for 12/24 VDC
- Multiple power supply outputs individually fused and supervised
- 16 power distribution outputs
 - 8 relay controlled, individually programmable, fuse protected
 - 8 individually fuse protected
- High surge current capability
- Continuous monitoring of:
 - Internal system operation
 - Battery charging system
- Short circuit protection
- Thermal protection
- Dual rate controlled current battery charging
- Solid state battery transfer
- Visual fault & status indication
- Relay fault output
- Reverse polarity protection
- Minimal current draw in standby mode
- Surge current available for initial activation of:
 - Magnetic locks
 - Smoke dampers
 - Door holders
- Battery presence supervision or optional battery presence disconnect
- Zero voltage drop on battery transfer
- Instant switch over to battery standby
- Interface to FACP addressable modules through either:
 - Voltage output
 - Relay output
 - Open collector output
- Limited lifetime warranty

POWER DISTRIBUTION FEATURES:

- 16 power distribution outputs
 - 8 individually fuse protected
 - 8 relay controlled, individually fuse protected
 - independently programmable
 - latching or non-latching Fire Alarm Interface (FAI)
- Visual Status Indicators

INSTALLATION / SERVICE FEATURES:

- Removable terminal strips
- Connector for primary AC input allows for safe disconnect
- Automotive Blade Fuses for improved reliability
- Tamper switch included

BN86-004-CPD16F-UL 12/24 VDC, 8/6 Amp, 16 Output Dual Fire/Access Power Management System



BEACONPOWER
INTEGRATING FIRE AND ACCESS

POWER SUPPLY SPECIFICATIONS

NOTE: Dual system provides two independent power supplies, with the following specifications:

Power Supply #1 Specifications

- Input current - 2.1 A maximum
- Output current rating - 16 A @ 12 VDC or 8 A @ 24 VDC
- BTU/hr - 128

Power Supply #2 Specifications

- Input current - 1.6 A maximum
- Output current rating - 12 A @ 12 VDC or 6 A @ 24 VDC
- BTU/hr - 99

Common Specifications

Input specifications:

- Input voltage: 120 VAC or 230 VAC
- Input voltage frequency: 60 Hz

Output specifications:

- Output voltage: 12 or 24 VDC, user selectable
- Ripple: < 1 % RMS
- Current draw in standby mode: < 60 mA
- Electronically regulated and filtered output

Output Configurations:

- 1 constant DC output
- 1 FACP controlled output; energized on FAI
- 1 FACP controlled output; de-energized on FAI

Fire Alarm Interface (FAI) Requirements:

- Trip voltage range: 9 to 33 VDC
- Current draw from FACP: 4 to 15 mA

Temperature Ratings:

- Operating temperature: 0 C° to 49 C°
- Humidity: 93% @ 32 C°, indoor, dry

Battery Back-up Specifications:

- Battery charge chemistry: sealed lead acid rechargeable
- Maximum battery charge capacity: 36 Ah

Fault Detection; Relay Contact Output:

- Low/No AC
- High/Low DC
- Blown fuse
- Battery presence

Visual Indicators:

- System trouble: Yellow LED
- AC power: Green LED
- AC trouble: Yellow LED
- Constant DC output OK: Green LED
- FACP controlled output OK: Green LED
- FAI activated: Red LED
- Reversed battery: Yellow LED

POWER DISTRIBUTION SPECIFICATIONS

Advanced power distribution outputs

- 8 outputs, individually programmable for:
 - Fail Safe
 - Fail Secure
 - Form "C" Relay Contact
 - Constant Voltage for Auxiliary devices
 - Fire Alarm Interface (FAI)
- 8 inputs, individually programmable for:
 - Negative or Open Collector Trip
 - Positive Trip

- Isolated Trip
- Lock Output Current: 3 A per output, fuse protected
- Lock Input trip current: .03 A per input
- Lock Relay contacts rated @ 28 VDC, 12 A

Visual status indicators:

- Input Activation: Red LED per input
- Control Voltage Presence: Green LED
- Fire Alarm Interface (FAI) status: Green LED

Power distribution outputs

- 8 individually fused outputs
- Output current: 3 A per output, fuse protected

MECHANICAL SPECIFICATIONS

- BN86-004-CPD16F-UL
- Vented cabinet: 15" L x 18" W x 4" D, 25 lbs
- BN86-009-CPD16F-UL
- Vented cabinet: 20" L x 24" W x 5" D, 35 lbs
- Battery space: three 7Ah, three 12 Ah batteries or two 17 Ah batteries

APPLICATIONS

Fire System Applications:

- Fire alarm interface for emergency exit
- Smoke detectors (re-settable)
- Door holders
- Auxiliary equipment
- Elevator recall
- Smoke dampers
- Mass Notification Systems

Access Control Applications

- Access control system power
- Fire alarm interface for emergency exit
- Door strikes
- Mag locks
- Card readers
- Proximity readers

ORDER NUMBER	MODEL NUMBER	DESCRIPTION
10033	BN86-004-CPD16F-UL	12/24 VDC 8/6 A power supply 16 fused outputs key lockable cabinet
10057	BN86-009-CPD16F-UL	12/24 VDC 8/6 A power supply 16 fused outputs large key lockable cabinet
10025	BN8-000-UL	12/24 VDC 8 A power supply replacement board
10013	BN6-000-UL	12/24 VDC 6 A power supply replacement board
02828	APD8F-BD	8 fused outputs advanced power distribution replacement board
10015	BN6-000-PD8F-UL	6 A power supply replacement board with PD8F-UL module on board
10042	PD8F-UL	8 fused output replacement module




ALARM SAF

65A Industrial Way, Wilmington, MA 01887-3499, USA, Voice:978-658-6717, Fax:978-658-8638 www.alarmsaf.com



BP-001 Battery Presence Module



The BP-001 is an add-on accessory module for battery presence detection and charge voltage monitoring. Compatible with AlarmSaf's Cool Power line of power supplies and other models, the BP-001 features field selectable 12 or 24 VDC operation, visual fault indication and relay fault output.

FEATURES AND SPECIFICATIONS

Features:

- Field Selectable 12 or 24 VDC Operation
- Visual Fault Indication
- Relay Fault Output
- Snaptrack Included
- Two year Limited Warranty

Specifications:

- Input voltage: 12/24 VDC
- Input current: < 15ma
- Operating Temperature : 0 °C to 50 °C
- Humidity : 85%@ 30 °C
- Visual Fault Indicators :
 - Low Charge Voltage: Yellow L
 - High Charge Voltage: Yellow H
 - System OK: Green OK
- Fault Reporting:
 - Abnormal Charge Voltage
 - Loss of Battery

MECHANICAL

Board Dimensions

- 3 "W x 5 1/8" L x 1"H

ORDER INFORMATION


Order Number	Model Number	For Use With
00409	BP-001	All CPS Series (Cool Power) Power Supplies, All PS5 Series (AlarmSaf Original) Power Supplies and All NPL Series (AlarmSaf Series Original) Power Supplies



ALARM SAF

BEACON Accessory Modules

CMB8 — CMB8F Controlled Multi-Buss Power Distribution Modules



The Beacon controlled multi-buss power distribution module is designed for use with AlarmSaf's Beacon Power Supply Line to provide flexible power management for access control system integration applications. There are two models available; the CMB8F with 4 relay controlled and 4 uncontrolled (8 total), fuse protected outputs and the CMB8 with 4 relay controlled and 4 uncontrolled (8 total), class 2, power limited outputs. Each output is individually selectable for FAI/egress control and output voltage. The 4 relay controlled outputs accept dry contact, open collector or voltage input for lock control. Ideal for use with all 8 or 16 door access control systems. The CMB8F and CMB8 modules have been tested and listed to the following industry standards: UL/ANSI 294, UL/ANSI 1481, UL/ANSI 1076, UL/ANSI 2044, ULC S527, ULC S318, CAN/CSA-C22.2 No.107.1-01, NYMEA, CSFM

MODULE FEATURES

- All Outputs are individually selectable for:
 - 12 or 24 VDC
 - Enabled or disabled on FAI
 - Continuous output
- Relay controlled outputs are also individually selectable for the following input options:
 - Dry contact
 - Open collector
 - Voltage
- Compatible for use with all AlarmSaf Beacon Power Supplies and accessory modules
- Multi-buss design structure allows for connection to 2 independent power sources
- Removable jumpers for voltage selection, FAI mode and input mode
- Visual status indicators
- Plug-in connectors for safe and easy connection to Beacon power supply and accessory modules

- Removable terminal strips
- Compact size, mounts directly to Beacon power supply or in cabinet
- Limited lifetime warranty
- Agency listed

MODULE SPECIFICATIONS

Input specifications

- Input Voltage: 24 VDC, maximum
- Input Current: 14 A, maximum
- Input Activation of relay controlled outputs: 5 - 30 VDC @ < 1 mA

Total outputs

- **CMB8F** - 8 fuse protected outputs; 4 relay controlled & 4 uncontrolled
- **CMB8** - 8 Class 2, Power Limited outputs; 4 relay controlled & 4 uncontrolled

Output voltage

- 12 or 24 VDC , user selectable depending on input power source

Output current

- **CMB8F** - 3 A per output, fuse protected with automotive blade fuses
- **CMB8** - 1.6 A per output, PTC protected

Temperature ratings

- Ambient temperature range: 0°C to 49°C
- Ambient humidity : 93% @ 32°C, indoor, dry

Visual indicators

- Buss 1 voltage present: Green LED
- Buss 2 voltage present: Green LED
- FAI activated: Red LED
- Outputs 1 - 4 voltage present: Green LED per output

Mechanical specifications

- 4.8" L x 2.5" W x 1" H

ORDER NUCMBER	MODEL NUCMBER	DESCRIPTION
10070	CMB8F	4 relay controlled and 4 uncontrolled fuse protected, individually selectable outputs for access control system applications
10069	CMB8	4 relay controlled and 4 uncontrolled class 2, power limited individually selectable outputs for access control system applications




BEACONPOWER
INTEGRATING FIRE AND ACCESS



ALARM SAF

BEACON Accessory Modules

CMB8 — CMB8F Controlled Multi-Buss Power Distribution Modules



The Beacon controlled multi-buss power distribution module is designed for use with AlarmSaf's Beacon Power Supply Line to provide flexible power management for access control system integration applications. There are two models available; the CMB8F with 4 relay controlled and 4 uncontrolled (8 total), fuse protected outputs and the CMB8 with 4 relay controlled and 4 uncontrolled (8 total), class 2, power limited outputs. Each output is individually selectable for FAI/egress control and output voltage. The 4 relay controlled outputs accept dry contact, open collector or voltage input for lock control. Ideal for use with all 8 or 16 door access control systems. The CMB8F and CMB8 modules have been tested and listed to the following industry standards: UL/ANSI 294, UL/ANSI 1481, UL/ANSI 1076, UL/ANSI 2044, ULC S527, ULC S318, CAN/CSA-C22.2 No.107.1-01, NYMEA, CSFM

MODULE FEATURES

- All Outputs are individually selectable for:
 - 12 or 24 VDC
 - Enabled or disabled on FAI
 - Continuous output
- Relay controlled outputs are also individually selectable for the following input options:
 - Dry contact
 - Open collector
 - Voltage
- Compatible for use with all AlarmSaf Beacon Power Supplies and accessory modules
- Multi-buss design structure allows for connection to 2 independent power sources
- Removable jumpers for voltage selection, FAI mode and input mode
- Visual status indicators
- Plug-in connectors for safe and easy connection to Beacon power supply and accessory modules

- Removable terminal strips
- Compact size, mounts directly to Beacon power supply or in cabinet
- Limited lifetime warranty
- Agency listed

MODULE SPECIFICATIONS

Input specifications

- Input Voltage: 24 VDC, maximum
- Input Current: 14 A, maximum
- Input Activation of relay controlled outputs: 5 - 30 VDC @ < 1 mA

Total outputs

- **CMB8F** - 8 fuse protected outputs; 4 relay controlled & 4 uncontrolled
- **CMB8** - 8 Class 2, Power Limited outputs; 4 relay controlled & 4 uncontrolled

Output voltage

- 12 or 24 VDC , user selectable depending on input power source

Output current

- **CMB8F** - 3 A per output, fuse protected with automotive blade fuses
- **CMB8** - 1.6 A per output, PTC protected

Temperature ratings

- Ambient temperature range: 0°C to 49°C
- Ambient humidity : 93% @ 32°C, indoor, dry

Visual indicators

- Buss 1 voltage present: Green LED
- Buss 2 voltage present: Green LED
- FAI activated: Red LED
- Outputs 1 - 4 voltage present: Green LED per output

Mechanical specifications

- 4.8" L x 2.5" W x 1" H

ORDER NUMBER	MODEL NUMBER	DESCRIPTION
10070	CMB8F	4 relay controlled and 4 uncontrolled fuse protected, individually selectable outputs for access control system applications
10069	CMB8	4 relay controlled and 4 uncontrolled class 2, power limited individually selectable outputs for access control system applications




BEACONPOWER
INTEGRATING FIRE AND ACCESS



ALARM SAF

CPS1 POWER SUPPLY/BATTERY CHARGER



6/12/24 VDC, 1 amp (continuous) commercial power supply for systems integration featuring field selectable voltage and visual fault indication. Common access control and security system applications include door strikes, mag locks, card readers and other accessory devices.

FEATURES AND SPECIFICATIONS

Features

- Field selectable output
- Visual fault indication
- Short circuit protection
- Controlled current battery charging
- Thermal protection
- Reverse polarity protection (fused)
- Snaptrack compatible
- Installation kit included
- Key lockable cabinet (where applicable)
- Limited Lifetime warranty

Power Supply Specifications

- Input voltage: 12 VAC/16 VAC/24 VAC, output dependent
- Output voltage: 6/12/24 VDC, Field selectable
- Output current:
 - 1.2A @ 6/12 VDC
 - 0.75A @ 24 VDC
- Ripple: < 0.240 VAC p-p
- Operating Temperature: 0 °C to 50 °C
- Humidity: 85% @ 30 °C
- Maximum Battery Charge: Up to 4 AH
- Electronically regulated and filtered output
- Visual fault indicators :
 - AC presence: Green LED
 - DC presence: Red LED

APPLICATIONS

- Door strikes
- Mag locks
- Card readers
- Proximity readers

MECHANICAL

Board Dimensions

- 2.75" W x 4.00"L x 1.50"H

Cabinet Dimensions

- 8.00" H x 7.00"W x 3.50"D

ORDER INFORMATION

Order #	Model #	Description
00849	CPS1	6/12/24V Field Selectable 1A Board
00807	PS1-BFS-12	12VDC, 1A Power Supply w/Plug-In Transformer in Small Cabinet
00808	PS1-BFS-12B	12VDC, 1A Power Supply w/Plug-In Transformer & 12V 4Ah Battery in Small Cabinet

Transformer Information			
Output Voltage	Model #	Order #	Type
6V	T-12V20	00633	Plug-in
12V	T-16V50	00602	Plug-in
24V	T-24V40	00603	Plug-in



CPS100 POWER SUPPLY/CHARGER



12/24 VDC, 10 amp switching power supply for access control and security systems integration. Features include field selectable voltage, Form "C" relay fault reporting, visual fault indication and an additional output for Fire Alarm Interface (FAI). Systems integration applications include system power, door strikes, mag locks, card readers and fire alarm interface for emergency exit.

FEATURES AND SPECIFICATIONS

Features

- Visual fault indication
- Relay Fault Output
- Switching technology
- Controlled current battery charging
- Additional output for Fire Alarm Interface (FAI)
- Short circuit protection
- Thermal protection
- Reverse polarity protection (PTC)
- Limited Lifetime warranty

Specifications

- Input voltage: 120 VAC
- Input current: 4.1 Amp
- Output voltage: 12/24 VDC, Field selectable
- Output current rating: 10 amps continuous
 - 1 Standard uncontrolled output
 - 1 Fire Alarm Interface controlled output
- Ripple: < 0.240VAC p-p
- Operating Temperature : 0 °C to 50 °C
- Humidity : 85% @ 30 °C
- Maximum Battery Capacity : 17 AH
- Electronically regulated and filtered output
- Visual fault indicators :
 - AC presence: Green LED
 - DC presence: Red LED
- Fault Reporting:
 - AC Loss
 - Low Battery
 - High/Low DC

APPLICATIONS

- Fire Alarm Interface for emergency exit
- System power
- Door strikes
- Mag locks
- Card Readers
- Proximity readers

MECHANICAL

Board Dimensions

- 4.75"W x 6.25"L

Cabinet Dimensions/Weight

- CPS100C - 11"W x 15" x 4"H • 15 lbs

ORDER INFORMATION

Order Number	Model Number	Description
00866	CPS100	12/24V Field Selectable, 10 Amps, Board
00867	CPS100C	12/24V Field Selectable, 10 Amps, Key Lockable Cabinet



CPS1000-UL/CSA POWER SUPPLY/CHARGER



12/24 VDC, 10 amp switching power supply is agency listed for access control (UL 294 and CSA Certified). Features include field selectable voltage, Form "C" relay fault reporting, visual fault indication and an additional output for Fire Alarm Interface (FAI). Systems integration applications include system power, door strikes, mag locks, card readers and fire alarm interface for emergency exit..

FEATURES AND SPECIFICATIONS

Features

- Visual fault indication
- Relay Fault Output
- Switching technology
- Controlled current battery charging
- Additional output for Fire Alarm Interface (FAI)
- Short circuit protection
- Thermal protection
- Reverse polarity protection (PTC)
- UL-294
- CSA
- Limited Lifetime warranty

Listings

- UL 294



- CSA Certified



Specifications

- Input voltage: 120 VAC
- Input current: 4.1 Amp
- Output voltage: 12/24 VDC, Field selectable
- Output current rating: 10 amps continuous
 - 1 Standard uncontrolled output
 - 1 Fire Alarm Interface controlled output
- Ripple: < 0.240VAC p-p
- Operating Temperature : 0 °C to 50 °C
- Humidity : 85% @ 30 °C
- Maximum Battery Capacity : 17 AH
- Electronically regulated and filtered output
- Visual fault indicators :
 - AC presence: Green LED
 - DC presence: Red LED
- Fault Reporting:
 - AC Loss
 - Low Battery
 - High/Low DC

APPLICATIONS

- Fire Alarm Interface for emergency exit
- System power
- Door strikes
- Mag locks
- Card Readers
- Proximity readers

MECHANICAL

Board Dimensions

- 4.75" W x 6.25" L

Cabinet Dimensions/Weight

- CPS1000C-UL/CSA - 11"W x 15" x 4"H • 15 lbs

ORDER INFORMATION

Order Number	Model Number	Description
01367	CPS1000-UL/CSA	12/24V Field Selectable, 10 Amps, Board
01363	CPS1000C-UL/CSA	12/24V Field Selectable, 10 Amps, Key Lockable Cabinet



CPS1000-UL/CSA POWER SUPPLY/CHARGER



12/24 VDC, 10 amp switching power supply is agency listed for access control (UL 294 and CSA Certified). Features include field selectable voltage, Form "C" relay fault reporting, visual fault indication and an additional output for Fire Alarm Interface (FAI). Systems integration applications include system power, door strikes, mag locks, card readers and fire alarm interface for emergency exit..

FEATURES AND SPECIFICATIONS

Features

- Visual fault indication
- Relay Fault Output
- Switching technology
- Controlled current battery charging
- Additional output for Fire Alarm Interface (FAI)
- Short circuit protection
- Thermal protection
- Reverse polarity protection (PTC)
- UL-294
- CSA
- Limited Lifetime warranty

Listings

- UL 294



- CSA Certified



Specifications

- Input voltage: 120 VAC
- Input current: 4.1 Amp
- Output voltage: 12/24 VDC, Field selectable
- Output current rating: 10 amps continuous
 - 1 Standard uncontrolled output
 - 1 Fire Alarm Interface controlled output
- Ripple: < 0.240VAC p-p
- Operating Temperature : 0 °C to 50 °C
- Humidity : 85% @ 30 °C
- Maximum Battery Capacity : 17 AH
- Electronically regulated and filtered output
- Visual fault indicators :
 - AC presence: Green LED
 - DC presence: Red LED
- Fault Reporting:
 - AC Loss
 - Low Battery
 - High/Low DC

APPLICATIONS

- Fire Alarm Interface for emergency exit
- System power
- Door strikes
- Mag locks
- Card Readers
- Proximity readers

MECHANICAL

Board Dimensions

- 4.75" W x 6.25" L

Cabinet Dimensions/Weight

- CPS1000C-UL/CSA - 11"W x 15" x 4"H • 15 lbs

ORDER INFORMATION

Order Number	Model Number	Description
01367	CPS1000-UL/CSA	12/24V Field Selectable, 10 Amps, Board
01363	CPS1000C-UL/CSA	12/24V Field Selectable, 10 Amps, Key Lockable Cabinet



ALARM SAF

CPS1000C-UL/CSA-APD8F 8 OR 16 OUTPUT, ACCESS CONTROL POWER SUPPLY DISTRIBUTION SYSTEM



12/24 VDC, 10 amp power supply with access control power distribution system which provides 8 or 16 relay controlled, individually fuse protected lock outputs. System features include field selectable voltage, relay fault reporting, independently programmable outputs, 3 input option modes, visual fault and status indication and Fire Alarm Interface (FAI). System is available with 8 or 16 outputs. Systems integration applications include system power, door strikes, mag locks, card readers and fire alarm interface for emergency exit.

Agency listed (UL 294 and CSA Certified).

SYSTEM FEATURES

Features

- Latching or non-latching Fire Alarm Interface (FAI)
- Lock voltage can be isolated from control voltage
- Visual fault and status indication
- Relay fault output
- Switching technology
- Controlled current battery charging
- Short circuit protection

- Thermal protection
- Reverse polarity protection (PTC)
- Removable Terminal Strips
- Key lockable cabinet
- Limited lifetime warranty

Listings

- UL 294



- CSA Certified



SPECIFICATIONS

Power Distribution Specifications

- 8 or 16 outputs, individually programmable for:
 - Fail safe
 - Fail secure
 - Form "C" relay contact
 - Constant voltage for auxiliary devices
 - Fire Alarm Interface (FAI)
- 8 or 16 inputs, individually programmable for:
 - Negative or open collector trip
 - Positive trip
 - Isolated trip
- Lock output current: 3A/output, fuse protected
- Lock input trip current: .03A per input
- Lock relay contacts rated @ 28 VDC, 12A
- Visual status indicators :

- Input Activation:	Red LED per input
- Control Voltage Presence:	Green LED
- Fire Alarm Interface (FAI) status:	Green LED

Power Supply Specifications

- Input voltage: 120 VAC
- Input current: 4.1A
- Output voltage: 12/24 VDC, Field selectable
- Output current rating: 10A continuous
 - 1 Standard uncontrolled output
 - 1 Fire Alarm Interface (FAI) controlled output
- Ripple: < 0.240VAC
- Operating temperature : 0°C to 50°C
- Humidity : 85% @ 30°C
- Maximum Battery Capacity : 17 AH
- Electronically regulated and filtered output
- Visual fault indicators:

- AC presence:	Green LED
- DC presence:	Red LED
- Fault reporting:
 - AC Loss
 - Low Battery
 - High/Low DC

APPLICATIONS

- Mag lock control
- Door strike control
- Fire Alarm Interface for emergency exit
- Reader Power
- Request to Exit Power
- System power

MECHANICAL

Cabinet Dimensions

- CPS1000C-UL/CSA-APD8F 11"W x 15" L x 4" D
- CPS1000C-UL/CSA-APD8FX 15"W x 18" L x 4" D
- CPS1000C-UL/CSA-APD16FX 15"W x 18" L x 4" D

ORDER INFORMATION

Order Number	Model Number	Description
02818	CPS1000C-UL/CSA-APD8F	12/24 VDC, 10A power supply distribution system, 8 fuse protected outputs, agency listed.
02820	CPS1000C-UL/CSA-APD8FX	12/24 VDC, 10A power supply distribution system, 8 fuse protected outputs, large cab., agency listed.
02822	CPS1000C-UL/CSA-APD16FX	12/24 VDC, 10A power supply distribution system, 16 fuse protected outputs, agency listed.




ALARM SAF

65A Industrial Way, Wilmington, MA 01887-3499, USA, Voice:978-658-6717, Fax:978-658-8638 www.alarmsaf.com



ALARM SAF

CPS1000C-UL/CSA-APD8 8 OR 16 OUTPUT, ACCESS CONTROL POWER SUPPLY DISTRIBUTION SYSTEM



12/24 VDC, 10 amp power supply with access control power distribution system which provides 8 or 16 relay controlled, individually PTC power limited lock outputs. System features include field selectable voltage, power limited output, relay fault reporting, independently programmable outputs, 3 input option modes, visual fault and status indication and Fire Alarm Interface (FAI). System is available with 8 or 16 outputs.

Systems integration applications include system power, door strikes, mag locks, card readers and fire alarm interface for emergency exit.

Agency listed (UL 294 and CSA Certified).

SYSTEM FEATURES

Features

- Latching or non-latching Fire Alarm Interface (FAI)
- Class 2, power limited
- Lock voltage can be isolated from control voltage
- Visual fault and status indication
- Relay fault output
- Switching technology
- Controlled current battery charging

- Short circuit protection
- Thermal protection
- Reverse polarity protection (PTC)
- Removable Terminal Strips
- Key lockable cabinet
- Limited lifetime warranty

Listings

- UL 294



- CSA Certified



SPECIFICATIONS

Power Distribution Specifications

- 8 or 16 outputs, individually power limited and programmable for:
 - Fail safe
 - Fail secure
 - Form 'C' relay contact
 - Constant voltage for auxiliary devices
 - Fire Alarm Interface (FAI)
- 8 or 16 inputs, individually programmable for:
 - Negative or open collector trip
 - Positive trip
 - Isolated trip
- Lock output current: Power limited @ 1.6A/output, PTC protected
- Lock input trip current: .03A per input
- Lock relay contacts rated @ 28 VDC, 12A
- Visual status indicators :

- Input Activation:	Red LED per input
- Control Voltage Presence:	Green LED
- Fire Alarm Interface (FAI) status:	Green LED

Power Supply Specifications

- Input voltage: 120 VAC
- Input current: 4.1A
- Output voltage: 12/24 VDC, Field selectable
- Output current rating: 10A continuous
 - 1 Standard uncontrolled output
 - 1 Fire Alarm Interface (FAI) controlled output
- Ripple: < 0.240VAC
- Operating temperature : 0°C to 50°C
- Humidity : 85% @ 30°C
- Maximum Battery Capacity : 17 AH
- Electronically regulated and filtered output
- Visual fault indicators:

- AC presence:	Green LED
- DC presence:	Red LED
- Fault reporting:
 - AC Loss
 - Low Battery
 - High/Low DC

APPLICATIONS

- Mag lock control
- Door strike control
- Fire Alarm Interface for emergency exit
- Reader Power
- Request to Exit Power
- System power

MECHANICAL

Cabinet Dimensions

- CPS1000C-UL/CSA-APD8 11"W x 15" L x 4" D
- CPS1000C-UL/CSA-APD8X 15"W x 18" L x 4" D
- CPS1000C-UL/CSA-APD16X 15"W x 18" L x 4" D

ORDER INFORMATION

Order Number	Model Number	Description
02817	CPS1000C-UL/CSA-APD8	12/24 VDC, 10A power supply distribution system, 8 PTC protected outputs, agency listed.
02819	CPS1000C-UL/CSA-APD8X	12/24 VDC, 10A power supply distribution system, 8 PTC protected outputs, large cab., agency listed.
02821	CPS1000C-UL/CSA-APD16X	12/24 VDC, 10A power supply distribution system, 16 PTC protected outputs, agency listed.




ALARM SAF

65A Industrial Way, Wilmington, MA 01887-3499, USA, Voice:978-658-6717, Fax:978-658-8638 www.alarmsaf.com



ALARM SAF

CPS1000C-UL/CSA-APD8 8 OR 16 OUTPUT, ACCESS CONTROL POWER SUPPLY DISTRIBUTION SYSTEM



12/24 VDC, 10 amp power supply with access control power distribution system which provides 8 or 16 relay controlled, individually PTC power limited lock outputs. System features include field selectable voltage, power limited output, relay fault reporting, independently programmable outputs, 3 input option modes, visual fault and status indication and Fire Alarm Interface (FAI). System is available with 8 or 16 outputs.

Systems integration applications include system power, door strikes, mag locks, card readers and fire alarm interface for emergency exit.

Agency listed (UL 294 and CSA Certified).

SYSTEM FEATURES

Features

- Latching or non-latching Fire Alarm Interface (FAI)
- Class 2, power limited
- Lock voltage can be isolated from control voltage
- Visual fault and status indication
- Relay fault output
- Switching technology
- Controlled current battery charging

- Short circuit protection
- Thermal protection
- Reverse polarity protection (PTC)
- Removable Terminal Strips
- Key lockable cabinet
- Limited lifetime warranty

Listings

- UL 294



- CSA Certified



SPECIFICATIONS

Power Distribution Specifications

- 8 or 16 outputs, individually power limited and programmable for:
 - Fail safe
 - Fail secure
 - Form 'C' relay contact
 - Constant voltage for auxiliary devices
 - Fire Alarm Interface (FAI)
- 8 or 16 inputs, individually programmable for:
 - Negative or open collector trip
 - Positive trip
 - Isolated trip
- Lock output current: Power limited @ 1.6A/output, PTC protected
- Lock input trip current: .03A per input
- Lock relay contacts rated @ 28 VDC, 12A
- Visual status indicators :

- Input Activation:	Red LED per input
- Control Voltage Presence:	Green LED
- Fire Alarm Interface (FAI) status:	Green LED

Power Supply Specifications

- Input voltage: 120 VAC
- Input current: 4.1A
- Output voltage: 12/24 VDC, Field selectable
- Output current rating: 10A continuous
 - 1 Standard uncontrolled output
 - 1 Fire Alarm Interface (FAI) controlled output
- Ripple: < 0.240VAC
- Operating temperature : 0°C to 50°C
- Humidity : 85% @ 30°C
- Maximum Battery Capacity : 17 AH
- Electronically regulated and filtered output
- Visual fault indicators:

- AC presence:	Green LED
- DC presence:	Red LED
- Fault reporting:
 - AC Loss
 - Low Battery
 - High/Low DC

APPLICATIONS

- Mag lock control
- Door strike control
- Fire Alarm Interface for emergency exit
- Reader Power
- Request to Exit Power
- System power

MECHANICAL

Cabinet Dimensions

- CPS1000C-UL/CSA-APD8 11"W x 15" L x 4" D
- CPS1000C-UL/CSA-APD8X 15"W x 18" L x 4" D
- CPS1000C-UL/CSA-APD16X 15"W x 18" L x 4" D

ORDER INFORMATION

Order Number	Model Number	Description
02817	CPS1000C-UL/CSA-APD8	12/24 VDC, 10A power supply distribution system, 8 PTC protected outputs, agency listed.
02819	CPS1000C-UL/CSA-APD8X	12/24 VDC, 10A power supply distribution system, 8 PTC protected outputs, large cab., agency listed.
02821	CPS1000C-UL/CSA-APD16X	12/24 VDC, 10A power supply distribution system, 16 PTC protected outputs, agency listed.



ALARM SAF

65A Industrial Way, Wilmington, MA 01887-3499, USA, Voice:978-658-6717, Fax:978-658-8638 www.alarmsaf.com



ALARM SAF

CPS1000C-UL/CSA-APD8F 8 OR 16 OUTPUT, ACCESS CONTROL POWER SUPPLY DISTRIBUTION SYSTEM



12/24 VDC, 10 amp power supply with access control power distribution system which provides 8 or 16 relay controlled, individually fuse protected lock outputs. System features include field selectable voltage, relay fault reporting, independently programmable outputs, 3 input option modes, visual fault and status indication and Fire Alarm Interface (FAI). System is available with 8 or 16 outputs. Systems integration applications include system power, door strikes, mag locks, card readers and fire alarm interface for emergency exit.

Agency listed (UL 294 and CSA Certified).

SYSTEM FEATURES

Features

- Latching or non-latching Fire Alarm Interface (FAI)
- Lock voltage can be isolated from control voltage
- Visual fault and status indication
- Relay fault output
- Switching technology
- Controlled current battery charging
- Short circuit protection

- Thermal protection
- Reverse polarity protection (PTC)
- Removable Terminal Strips
- Key lockable cabinet
- Limited lifetime warranty

Listings

- UL 294



- CSA Certified



SPECIFICATIONS

Power Distribution Specifications

- 8 or 16 outputs, individually programmable for:
 - Fail safe
 - Fail secure
 - Form "C" relay contact
 - Constant voltage for auxiliary devices
 - Fire Alarm Interface (FAI)
- 8 or 16 inputs, individually programmable for:
 - Negative or open collector trip
 - Positive trip
 - Isolated trip
- Lock output current: 3A/output, fuse protected
- Lock input trip current: .03A per input
- Lock relay contacts rated @ 28 VDC, 12A
- Visual status indicators :

- Input Activation:	Red LED per input
- Control Voltage Presence:	Green LED
- Fire Alarm Interface (FAI) status:	Green LED

Power Supply Specifications

- Input voltage: 120 VAC
- Input current: 4.1A
- Output voltage: 12/24 VDC, Field selectable
- Output current rating: 10A continuous
 - 1 Standard uncontrolled output
 - 1 Fire Alarm Interface (FAI) controlled output
- Ripple: < 0.240VAC
- Operating temperature : 0°C to 50°C
- Humidity : 85% @ 30°C
- Maximum Battery Capacity : 17 AH
- Electronically regulated and filtered output
- Visual fault indicators:

- AC presence:	Green LED
- DC presence:	Red LED
- Fault reporting:
 - AC Loss
 - Low Battery
 - High/Low DC

APPLICATIONS

- Mag lock control
- Door strike control
- Fire Alarm Interface for emergency exit
- Reader Power
- Request to Exit Power
- System power

MECHANICAL

Cabinet Dimensions

- CPS1000C-UL/CSA-APD8F 11"W x 15" L x 4" D
- CPS1000C-UL/CSA-APD8FX 15"W x 18" L x 4" D
- CPS1000C-UL/CSA-APD16FX 15"W x 18" L x 4" D

ORDER INFORMATION

Order Number	Model Number	Description
02818	CPS1000C-UL/CSA-APD8F	12/24 VDC, 10A power supply distribution system, 8 fuse protected outputs, agency listed.
02820	CPS1000C-UL/CSA-APD8FX	12/24 VDC, 10A power supply distribution system, 8 fuse protected outputs, large cab., agency listed.
02822	CPS1000C-UL/CSA-APD16FX	12/24 VDC, 10A power supply distribution system, 16 fuse protected outputs, agency listed.



ALARM SAF

65A Industrial Way, Wilmington, MA 01887-3499, USA, Voice:978-658-6717, Fax:978-658-8638 www.alarmsaf.com



ALARM SAF

CPS1000C-UL/CSA-APD8F 8 OR 16 OUTPUT, ACCESS CONTROL POWER SUPPLY DISTRIBUTION SYSTEM



12/24 VDC, 10 amp power supply with access control power distribution system which provides 8 or 16 relay controlled, individually fuse protected lock outputs. System features include field selectable voltage, relay fault reporting, independently programmable outputs, 3 input option modes, visual fault and status indication and Fire Alarm Interface (FAI). System is available with 8 or 16 outputs. Systems integration applications include system power, door strikes, mag locks, card readers and fire alarm interface for emergency exit.

Agency listed (UL 294 and CSA Certified).

SYSTEM FEATURES

Features

- Latching or non-latching Fire Alarm Interface (FAI)
- Lock voltage can be isolated from control voltage
- Visual fault and status indication
- Relay fault output
- Switching technology
- Controlled current battery charging
- Short circuit protection

- Thermal protection
- Reverse polarity protection (PTC)
- Removable Terminal Strips
- Key lockable cabinet
- Limited lifetime warranty

Listings

- UL 294



- CSA Certified



SPECIFICATIONS

Power Distribution Specifications

- 8 or 16 outputs, individually programmable for:
 - Fail safe
 - Fail secure
 - Form "C" relay contact
 - Constant voltage for auxiliary devices
 - Fire Alarm Interface (FAI)
- 8 or 16 inputs, individually programmable for:
 - Negative or open collector trip
 - Positive trip
 - Isolated trip
- Lock output current: 3A/output, fuse protected
- Lock input trip current: .03A per input
- Lock relay contacts rated @ 28 VDC, 12A
- Visual status indicators :

- Input Activation:	Red LED per input
- Control Voltage Presence:	Green LED
- Fire Alarm Interface (FAI) status:	Green LED

Power Supply Specifications

- Input voltage: 120 VAC
- Input current: 4.1A
- Output voltage: 12/24 VDC, Field selectable
- Output current rating: 10A continuous
 - 1 Standard uncontrolled output
 - 1 Fire Alarm Interface (FAI) controlled output
- Ripple: < 0.240VAC
- Operating temperature : 0°C to 50°C
- Humidity : 85% @ 30°C
- Maximum Battery Capacity : 17 AH
- Electronically regulated and filtered output
- Visual fault indicators:

- AC presence:	Green LED
- DC presence:	Red LED
- Fault reporting:
 - AC Loss
 - Low Battery
 - High/Low DC

APPLICATIONS

- Mag lock control
- Door strike control
- Fire Alarm Interface for emergency exit
- Reader Power
- Request to Exit Power
- System power

MECHANICAL

Cabinet Dimensions

- CPS1000C-UL/CSA-APD8F 11"W x 15" L x 4" D
- CPS1000C-UL/CSA-APD8FX 15"W x 18" L x 4" D
- CPS1000C-UL/CSA-APD16FX 15"W x 18" L x 4" D

ORDER INFORMATION

Order Number	Model Number	Description
02818	CPS1000C-UL/CSA-APD8F	12/24 VDC, 10A power supply distribution system, 8 fuse protected outputs, agency listed.
02820	CPS1000C-UL/CSA-APD8FX	12/24 VDC, 10A power supply distribution system, 8 fuse protected outputs, large cab., agency listed.
02822	CPS1000C-UL/CSA-APD16FX	12/24 VDC, 10A power supply distribution system, 16 fuse protected outputs, agency listed.




ALARM SAF

65A Industrial Way, Wilmington, MA 01887-3499, USA, Voice:978-658-6717, Fax:978-658-8638 www.alarmsaf.com



ALARM SAF

CPS1000C-UL/CSA-APD8 8 OR 16 OUTPUT, ACCESS CONTROL POWER SUPPLY DISTRIBUTION SYSTEM



12/24 VDC, 10 amp power supply with access control power distribution system which provides 8 or 16 relay controlled, individually PTC power limited lock outputs. System features include field selectable voltage, power limited output, relay fault reporting, independently programmable outputs, 3 input option modes, visual fault and status indication and Fire Alarm Interface (FAI). System is available with 8 or 16 outputs.

Systems integration applications include system power, door strikes, mag locks, card readers and fire alarm interface for emergency exit.

Agency listed (UL 294 and CSA Certified).

SYSTEM FEATURES

Features

- Latching or non-latching Fire Alarm Interface (FAI)
- Class 2, power limited
- Lock voltage can be isolated from control voltage
- Visual fault and status indication
- Relay fault output
- Switching technology
- Controlled current battery charging

- Short circuit protection
- Thermal protection
- Reverse polarity protection (PTC)
- Removable Terminal Strips
- Key lockable cabinet
- Limited lifetime warranty

Listings

- UL 294



- CSA Certified



SPECIFICATIONS

Power Distribution Specifications

- 8 or 16 outputs, individually power limited and programmable for:
 - Fail safe
 - Fail secure
 - Form "C" relay contact
 - Constant voltage for auxiliary devices
 - Fire Alarm Interface (FAI)
- 8 or 16 inputs, individually programmable for:
 - Negative or open collector trip
 - Positive trip
 - Isolated trip
- Lock output current: Power limited @ 1.6A/output, PTC protected
- Lock input trip current: .03A per input
- Lock relay contacts rated @ 28 VDC, 12A
- Visual status indicators :

- Input Activation:	Red LED per input
- Control Voltage Presence:	Green LED
- Fire Alarm Interface (FAI) status:	Green LED

Power Supply Specifications

- Input voltage: 120 VAC
- Input current: 4.1A
- Output voltage: 12/24 VDC, Field selectable
- Output current rating: 10A continuous
 - 1 Standard uncontrolled output
 - 1 Fire Alarm Interface (FAI) controlled output
- Ripple: < 0.240VAC
- Operating temperature : 0°C to 50°C
- Humidity : 85% @ 30°C
- Maximum Battery Capacity : 17 AH
- Electronically regulated and filtered output
- Visual fault indicators:

- AC presence:	Green LED
- DC presence:	Red LED
- Fault reporting:
 - AC Loss
 - Low Battery
 - High/Low DC

APPLICATIONS

- Mag lock control
- Door strike control
- Fire Alarm Interface for emergency exit
- Reader Power
- Request to Exit Power
- System power

MECHANICAL

Cabinet Dimensions

- CPS1000C-UL/CSA-APD8 11"W x 15" L x 4" D
- CPS1000C-UL/CSA-APD8X 15"W x 18" L x 4" D
- CPS1000C-UL/CSA-APD16X 15"W x 18" L x 4" D

ORDER INFORMATION

Order Number	Model Number	Description
02817	CPS1000C-UL/CSA-APD8	12/24 VDC, 10A power supply distribution system, 8 PTC protected outputs, agency listed.
02819	CPS1000C-UL/CSA-APD8X	12/24 VDC, 10A power supply distribution system, 8 PTC protected outputs, large cab., agency listed.
02821	CPS1000C-UL/CSA-APD16X	12/24 VDC, 10A power supply distribution system, 16 PTC protected outputs, agency listed.



ALARM SAF

65A Industrial Way, Wilmington, MA 01887-3499, USA, Voice:978-658-6717, Fax:978-658-8638 www.alarmsaf.com



CPS100 POWER SUPPLY/CHARGER



12/24 VDC, 10 amp switching power supply for access control and security systems integration. Features include field selectable voltage, Form "C" relay fault reporting, visual fault indication and an additional output for Fire Alarm Interface (FAI). Systems integration applications include system power, door strikes, mag locks, card readers and fire alarm interface for emergency exit.

FEATURES AND SPECIFICATIONS

Features

- Visual fault indication
- Relay Fault Output
- Switching technology
- Controlled current battery charging
- Additional output for Fire Alarm Interface (FAI)
- Short circuit protection
- Thermal protection
- Reverse polarity protection (PTC)
- Limited Lifetime warranty

Specifications

- Input voltage: 120 VAC
- Input current: 4.1 Amp
- Output voltage: 12/24 VDC, Field selectable
- Output current rating: 10 amps continuous
 - 1 Standard uncontrolled output
 - 1 Fire Alarm Interface controlled output
- Ripple: < 0.240VAC p-p
- Operating Temperature : 0 °C to 50 °C
- Humidity : 85% @ 30 °C
- Maximum Battery Capacity : 17 AH
- Electronically regulated and filtered output
- Visual fault indicators :
 - AC presence: Green LED
 - DC presence: Red LED
- Fault Reporting:
 - AC Loss
 - Low Battery
 - High/Low DC

APPLICATONS

- Fire Alarm Interface for emergency exit
- System power
- Door strikes
- Mag locks
- Card Readers
- Proximity readers

MECHANICAL

Board Dimensions

- 4.75"W x 6.25"L

Cabinet Dimensions/Weight

- CPS100C - 11"W x 15" x 4"H • 15 lbs

ORDER INFORMATION

Order Number	Model Number	Description
00866	CPS100	12/24V Field Selectable, 10 Amps, Board
00867	CPS100C	12/24V Field Selectable, 10 Amps, Key Lockable Cabinet



CPS2 POWER SUPPLY/BATTERY CHARGER



6/12/24 VDC, 2.5 amp (continuous) commercial switching power supply for systems integration featuring field selectable voltage, power limited output and visual fault indication. Common access control and security system applications include system power, door strikes, mag locks, card readers and other accessory devices.

FEATURES AND SPECIFICATIONS

Features

- Field Selectable output
- Visual fault indication
- Power limited output
- Switching technology
- Short circuit protection
- Controlled current battery charging
- Thermal protection
- Reverse polarity protection(PTC)
- Snaptrack compatible
- Installation kit included
- Limited Lifetime warranty

Specifications

- Input voltage CPS2: 16.5 VAC/29 VAC, output dependent
- Input voltage CPS2C: 120 VAC
- Output voltage: 6/12/24 VDC, Field selectable
- Output current: 2.50 Amp.
- Ripple: < 0.240VAC p-p
- Operating Temperature : 0 °C to 50 °C
- Humidity : 85% @ 30 °C
- Maximum Battery Charge :7 AH
- Electronically regulated and filtered output
- Visual fault indicators:
 - AC presence: Green LED
 - DC presence: Red LED

APPLICATIONS

- System power
- Door strikes
- Mag locks
- Card Readers
- Proximity readers

MECHANICAL

Board Dimensions

- 2.75" W x 4.00"L x 1.75"H

Cabinet Dimensions

- 8.00"W x 7.00"L x 3.50"H

Cabinet Weight

- 6 lbs

ORDER INFORMATION

Order #	Model #	Description
00850	CPS2	6/12/24V Field Selectable 2.5 A Board
00851	CPS2C	6/12/24V Field Selectable 2.5 A Board, Key Lockable Cabinet

Transformer Information			
Output Voltage	Model #	Order #	Type
6V	T-24V40	00603	Plug-in
12V	T-24V40	00603	Plug-in
24V	T-29V120	00631	Open Frame



CPS20 POWER SUPPLY/CHARGER



12/24 VDC, 2.5 amp switching power supply for access control and security systems integration. Features include field selectable voltage, power limited output, Form "C" relay fault reporting, visual fault indication and an additional output for Fire Alarm Interface (FAI). Systems integration applications include system power, door strikes, mag locks, card readers and fire alarm interface for emergency exit.

FEATURES AND SPECIFICATIONS

Features

- Visual fault indication
- Relay Fault Output
- Class 2, power limited
- Switching technology
- Controlled current battery charging
- Additional output for Fire Alarm Interface (FAI)
- Short circuit protection
- Thermal protection
- Reverse polarity protection (PTC)
- Limited Lifetime warranty

Specifications

- Input voltage: 120 VAC
- Input current: 1 Amp
- Output voltage: 12/24 VDC, Field selectable
- Output current rating: 2.5 amps continuous
 - 1 Standard uncontrolled output
 - 1 Fire Alarm Interface controlled output
- Ripple: < 0.240VAC p-p
- Operating Temperature : 0 °C to 50 °C
- Humidity : 85% @ 30 °C
- Maximum Battery Capacity : 7 AH
- Electronically regulated and filtered output
- Visual fault indicators :
 - AC presence: Green LED
 - DC presence: Red LED
- Fault Reporting:
 - AC Loss
 - Low Battery
 - High/Low DC

APPLICATIONS

- Fire Alarm Interface for emergency exit
- System power
- Door strikes
- Mag locks
- Card Readers
- Proximity readers

MECHANICAL

Board Dimensions

- 4.25" W x 5.75"L

Cabinet Dimensions/Weight

- CPS20C - 8" W x 7"L x 3.50"H • 7 lbs
- CPS20C-7 - 12"W x 12" x 4"H • 11 lbs

ORDER INFORMATION

Order Number	Model Number	Description
00857	CPS20	12/24V Field Selectable,2.5 Amps, Board
00858	CPS20C	12/24V Field Selectable,2.5 Amps, Key Lockable Cabinet
00859	CPS20C-7	12/24V Field Selectable,2.5 Amps, Large Key Lockable Cabinet



12/24 VDC, 2.5 amp switching power supply is agency listed for access control (UL 294 and CSA Certified). Features include field selectable voltage, power limited output, Form "C" relay fault reporting, visual fault indication and an additional output for Fire Alarm Interface (FAI). Systems integration applications include system power, door strikes, mag locks, card readers and fire alarm interface for emergency exit.

FEATURES AND SPECIFICATIONS

Features

- Visual fault indication
- Relay Fault Output
- Class 2, power limited
- Switching technology
- Controlled current battery charging
- Additional output for Fire Alarm Interface (FAI)
- Short circuit protection
- Thermal protection
- Reverse polarity protection (PTC)
- UL-294
- CSA
- Limited Lifetime warranty

Listings

- UL 294



- CSA Certified



Specifications

- Input voltage: 120 VAC
- Input current: 1 Amp
- Output voltage: 12/24 VDC, Field selectable
- Output current rating: 2.5 amps continuous
 - 1 Standard uncontrolled output
 - 1 Fire Alarm Interface controlled output
- Ripple: < 0.240VAC p-p
- Operating Temperature : 0 °C to 50 °C
- Humidity : 85% @ 30 °C
- Maximum Battery Capacity : 7 AH
- Electronically regulated and filtered output
- Visual fault indicators :
 - AC presence: Green LED
 - DC presence: Red LED
- Fault Reporting:
 - AC Loss
 - Low Battery
 - High/Low DC

APPLICATIONS

- Fire Alarm Interface for emergency exit
- System power
- Door strikes
- Mag locks
- Card Readers
- Proximity readers

MECHANICAL

Board Dimensions


- 4.25" W x 5.75"L

Cabinet Dimensions/Weight

- CPS200C-UL/CSA - 8" W x 7"L x 3.50"H • 7 lbs
- CPS200C-7-UL/CSA - 12"W x 12" x 4"H • 11 lbs

ORDER INFORMATION

Order Number	Model Number	Description
01372	CPS200-UL/CSA	12/24V Field Selectable,2.5 Amps, Board
01365	CPS200C-UL/CSA	12/24V Field Selectable,2.5 Amps, Key Lockable Cabinet
01364	CPS200C-7-UL/CSA	12/24V Field Selectable,2.5 Amps, Large Key Lockable Cabinet



12/24 VDC, 2.5 amp switching power supply is agency listed for access control (UL 294 and CSA Certified). Features include field selectable voltage, power limited output, Form "C" relay fault reporting, visual fault indication and an additional output for Fire Alarm Interface (FAI). Systems integration applications include system power, door strikes, mag locks, card readers and fire alarm interface for emergency exit.

FEATURES AND SPECIFICATIONS

Features

- Visual fault indication
- Relay Fault Output
- Class 2, power limited
- Switching technology
- Controlled current battery charging
- Additional output for Fire Alarm Interface (FAI)
- Short circuit protection
- Thermal protection
- Reverse polarity protection (PTC)
- UL-294
- CSA
- Limited Lifetime warranty

Listings

- UL 294



- CSA Certified



Specifications

- Input voltage: 120 VAC
- Input current: 1 Amp
- Output voltage: 12/24 VDC, Field selectable
- Output current rating: 2.5 amps continuous
 - 1 Standard uncontrolled output
 - 1 Fire Alarm Interface controlled output
- Ripple: < 0.240VAC p-p
- Operating Temperature : 0 °C to 50 °C
- Humidity : 85% @ 30 °C
- Maximum Battery Capacity : 7 AH
- Electronically regulated and filtered output
- Visual fault indicators :
 - AC presence: Green LED
 - DC presence: Red LED
- Fault Reporting:
 - AC Loss
 - Low Battery
 - High/Low DC

APPLICATIONS

- Fire Alarm Interface for emergency exit
- System power
- Door strikes
- Mag locks
- Card Readers
- Proximity readers

MECHANICAL

Board Dimensions


- 4.25" W x 5.75" L

Cabinet Dimensions/Weight

- CPS200C-UL/CSA - 8" W x 7"L x 3.50"H • 7 lbs
- CPS200C-7-UL/CSA - 12"W x 12" x 4"H • 11 lbs

ORDER INFORMATION

Order Number	Model Number	Description
01372	CPS200-UL/CSA	12/24V Field Selectable,2.5 Amps, Board
01365	CPS200C-UL/CSA	12/24V Field Selectable,2.5 Amps, Key Lockable Cabinet
01364	CPS200C-7-UL/CSA	12/24V Field Selectable,2.5 Amps, Large Key Lockable Cabinet



12/24 VDC, 2.5 amp switching power supply is agency listed for access control (UL 294 and CSA Certified). Features include field selectable voltage, power limited output, Form "C" relay fault reporting, visual fault indication and an additional output for Fire Alarm Interface (FAI). Systems integration applications include system power, door strikes, mag locks, card readers and fire alarm interface for emergency exit.

FEATURES AND SPECIFICATIONS

Features

- Visual fault indication
- Relay Fault Output
- Class 2, power limited
- Switching technology
- Controlled current battery charging
- Additional output for Fire Alarm Interface (FAI)
- Short circuit protection
- Thermal protection
- Reverse polarity protection (PTC)
- UL-294
- CSA
- Limited Lifetime warranty

Listings

- UL 294



- CSA Certified



Specifications

- Input voltage: 120 VAC
- Input current: 1 Amp
- Output voltage: 12/24 VDC, Field selectable
- Output current rating: 2.5 amps continuous
 - 1 Standard uncontrolled output
 - 1 Fire Alarm Interface controlled output
- Ripple: < 0.240VAC p-p
- Operating Temperature : 0 °C to 50 °C
- Humidity : 85% @ 30 °C
- Maximum Battery Capacity : 7 AH
- Electronically regulated and filtered output
- Visual fault indicators :
 - AC presence: Green LED
 - DC presence: Red LED
- Fault Reporting:
 - AC Loss
 - Low Battery
 - High/Low DC

APPLICATIONS

- Fire Alarm Interface for emergency exit
- System power
- Door strikes
- Mag locks
- Card Readers
- Proximity readers

MECHANICAL

Board Dimensions

- 4.25" W x 5.75" L

Cabinet Dimensions/Weight

- CPS200C-UL/CSA - 8" W x 7" L x 3.50" H • 7 lbs
- CPS200C-7-UL/CSA - 12" W x 12" x 4" H • 11 lbs

ORDER INFORMATION

Order Number	Model Number	Description
01372	CPS200-UL/CSA	12/24V Field Selectable, 2.5 Amps, Board
01365	CPS200C-UL/CSA	12/24V Field Selectable, 2.5 Amps, Key Lockable Cabinet
01364	CPS200C-7-UL/CSA	12/24V Field Selectable, 2.5 Amps, Large Key Lockable Cabinet



CPS20 POWER SUPPLY/CHARGER



12/24 VDC, 2.5 amp switching power supply for access control and security systems integration. Features include field selectable voltage, power limited output, Form "C" relay fault reporting, visual fault indication and an additional output for Fire Alarm Interface (FAI). Systems integration applications include system power, door strikes, mag locks, card readers and fire alarm interface for emergency exit.

FEATURES AND SPECIFICATIONS

Features

- Visual fault indication
- Relay Fault Output
- Class 2, power limited
- Switching technology
- Controlled current battery charging
- Additional output for Fire Alarm Interface (FAI)
- Short circuit protection
- Thermal protection
- Reverse polarity protection (PTC)
- Limited Lifetime warranty

Specifications

- Input voltage: 120 VAC
- Input current: 1 Amp
- Output voltage: 12/24 VDC, Field selectable
- Output current rating: 2.5 amps continuous
 - 1 Standard uncontrolled output
 - 1 Fire Alarm Interface controlled output
- Ripple: < 0.240VAC p-p
- Operating Temperature : 0 °C to 50 °C
- Humidity : 85% @ 30 °C
- Maximum Battery Capacity : 7 AH
- Electronically regulated and filtered output
- Visual fault indicators :
 - AC presence: Green LED
 - DC presence: Red LED
- Fault Reporting:
 - AC Loss
 - Low Battery
 - High/Low DC

APPLICATIONS

- Fire Alarm Interface for emergency exit
- System power
- Door strikes
- Mag locks
- Card Readers
- Proximity readers

MECHANICAL

Board Dimensions

- 4.25" W x 5.75"L

Cabinet Dimensions/Weight

- CPS20C - 8" W x 7"L x 3.50"H • 7 lbs
- CPS20C-7 - 12"W x 12" x 4"H • 11 lbs

ORDER INFORMATION

Order Number	Model Number	Description
00857	CPS20	12/24V Field Selectable,2.5 Amps, Board
00858	CPS20C	12/24V Field Selectable,2.5 Amps, Key Lockable Cabinet
00859	CPS20C-7	12/24V Field Selectable,2.5 Amps, Large Key Lockable Cabinet



CPS20 POWER SUPPLY/CHARGER



12/24 VDC, 2.5 amp switching power supply for access control and security systems integration. Features include field selectable voltage, power limited output, Form "C" relay fault reporting, visual fault indication and an additional output for Fire Alarm Interface (FAI). Systems integration applications include system power, door strikes, mag locks, card readers and fire alarm interface for emergency exit.

FEATURES AND SPECIFICATIONS

Features

- Visual fault indication
- Relay Fault Output
- Class 2, power limited
- Switching technology
- Controlled current battery charging
- Additional output for Fire Alarm Interface (FAI)
- Short circuit protection
- Thermal protection
- Reverse polarity protection (PTC)
- Limited Lifetime warranty

Specifications

- Input voltage: 120 VAC
- Input current: 1 Amp
- Output voltage: 12/24 VDC, Field selectable
- Output current rating: 2.5 amps continuous
 - 1 Standard uncontrolled output
 - 1 Fire Alarm Interface controlled output
- Ripple: < 0.240VAC p-p
- Operating Temperature : 0 °C to 50 °C
- Humidity : 85% @ 30 °C
- Maximum Battery Capacity : 7 AH
- Electronically regulated and filtered output
- Visual fault indicators :
 - AC presence: Green LED
 - DC presence: Red LED
- Fault Reporting:
 - AC Loss
 - Low Battery
 - High/Low DC

APPLICATIONS

- Fire Alarm Interface for emergency exit
- System power
- Door strikes
- Mag locks
- Card Readers
- Proximity readers

MECHANICAL

Board Dimensions

- 4.25" W x 5.75"L

Cabinet Dimensions/Weight

- CPS20C - 8" W x 7"L x 3.50"H • 7 lbs
- CPS20C-7 - 12"W x 12" x 4"H • 11 lbs


ORDER INFORMATION

Order Number	Model Number	Description
00857	CPS20	12/24V Field Selectable,2.5 Amps, Board
00858	CPS20C	12/24V Field Selectable,2.5 Amps, Key Lockable Cabinet
00859	CPS20C-7	12/24V Field Selectable,2.5 Amps, Large Key Lockable Cabinet



ALARM SAF

CPS240D-UL/CSA Dual Power Supply/Charger



Complete dual power supply system provides two independent power supply outputs, 2.5 amps @ 12 or 24 VDC and 4.0 amps @ 12 or 24 VDC for flexible systems integration where two voltage outputs (field selectable) are required.

Agency listed for access control (UL 294 and CSA Certified), each independent power supply features field selectable output, form "C" relay fault reporting, visual fault indication and Fire Alarm Interface (FAI).

Systems integration applications include system power, door strikes, mag locks, card/proximity readers, and Fire Alarm Interface (FAI) for emergency exit. System provided complete in a small or large key lockable cabinet.

FEATURES AND SPECIFICATIONS

Features:

- Visual fault indication
- Relay Fault Output
- Class 2, Power Limited
- Switching Technology
- Controlled current battery charging
- Additional output for Fire Alarm Interface (FAI)
- Short circuit protection
- Thermal protection
- Reverse polarity protection (PTC)
- UL 294
- CSA
- Limited Lifetime warranty

Listings

- UL 294



- CSA Certified



Specifications:

- Input voltage: 120 VAC
- Input current: 2.7 Amps
- Output Voltage: 12/24 VDC, Field Selectable
- Output Current Rating:
 - 2.5 Amps, continuous
 - 1 Standard Uncontrolled Output
 - 1 Fire Alarm Interface Controlled Output
 - 4.0 Amps, continuous
 - 1 Standard Uncontrolled Output
 - 1 Fire Alarm Interface Controlled Output
- Ripple: < 0.240 VAC p-p
- Operating Temperature : 0 °C to 50 °C
- Humidity : 85%@ 30 °C
- Maximum Battery Capacity : 14 AH
- Electronically regulated and filtered output
- Visual fault indicators :
 - AC presence: Green LED
 - DC presence: Red LED
 - Faults : Yellow LED
- Fault Reporting:
 - AC Loss
 - Low Battery
 - High/Low DC

APPLICATIONS

- Fire Alarm Interface for emergency exit
- System power
- Door strikes
- Mag locks
- Card Readers
- Proximity readers

MECHANICAL

Cabinet Dimensions/Weight

- CPS240D-UL/CSA: 11"W x 15"L x 4"H
- CPS240DX-UL/CSA: 15"W x 18"L x 4"H


ORDER INFORMATION

Order Number	Model Number	Description
02901	CPS240D-UL/CSA	12/24 VDC, 2.5/4.0 amp, dual power supply system, small key lockable cabinet
02902	CPS240DX-UL/CSA	12/24 VDC, 2.5/4.0 amp, dual power supply system, large key lockable cabinet



ALARM SAF

CPS240D-UL/CSA Dual Power Supply/Charger



Complete dual power supply system provides two independent power supply outputs, 2.5 amps @ 12 or 24 VDC and 4.0 amps @ 12 or 24 VDC for flexible systems integration where two voltage outputs (field selectable) are required.

Agency listed for access control (UL 294 and CSA Certified), each independent power supply features field selectable output, form "C" relay fault reporting, visual fault indication and Fire Alarm Interface (FAI).

Systems integration applications include system power, door strikes, mag locks, card/proximity readers, and Fire Alarm Interface (FAI) for emergency exit. System provided complete in a small or large key lockable cabinet.

FEATURES AND SPECIFICATIONS

Features:

- Visual fault indication
- Relay Fault Output
- Class 2, Power Limited
- Switching Technology
- Controlled current battery charging
- Additional output for Fire Alarm Interface (FAI)
- Short circuit protection
- Thermal protection
- Reverse polarity protection (PTC)
- UL 294
- CSA
- Limited Lifetime warranty

Listings

- UL 294



- CSA Certified



Specifications:

- Input voltage: 120 VAC
- Input current: 2.7 Amps
- Output Voltage: 12/24 VDC, Field Selectable
- Output Current Rating:
 - 2.5 Amps, continuous
 - 1 Standard Uncontrolled Output
 - 1 Fire Alarm Interface Controlled Output
 - 4.0 Amps, continuous
 - 1 Standard Uncontrolled Output
 - 1 Fire Alarm Interface Controlled Output
- Ripple: < 0.240 VAC p-p
- Operating Temperature : 0 °C to 50 °C
- Humidity : 85%@ 30 °C
- Maximum Battery Capacity : 14 AH
- Electronically regulated and filtered output
- Visual fault indicators :
 - AC presence: Green LED
 - DC presence: Red LED
 - Faults : Yellow LED
- Fault Reporting:
 - AC Loss
 - Low Battery
 - High/Low DC

APPLICATIONS

- Fire Alarm Interface for emergency exit
- System power
- Door strikes
- Mag locks
- Card Readers
- Proximity readers

MECHANICAL

Cabinet Dimensions/Weight

- CPS240D-UL/CSA: 11"W x 15"L x 4"H
- CPS240DX-UL/CSA: 15"W x 18"L x 4"H

ORDER INFORMATION

Order Number	Model Number	Description
02901	CPS240D-UL/CSA	12/24 VDC, 2.5/4.0 amp, dual power supply system, small key lockable cabinet
02902	CPS240DX-UL/CSA	12/24 VDC, 2.5/4.0 amp, dual power supply system, large key lockable cabinet



CPS2 POWER SUPPLY/BATTERY CHARGER



6/12/24 VDC, 2.5 amp (continuous) commercial switching power supply for systems integration featuring field selectable voltage, power limited output and visual fault indication. Common access control and security system applications include system power, door strikes, mag locks, card readers and other accessory devices.

FEATURES AND SPECIFICATIONS

Features

- Field Selectable output
- Visual fault indication
- Power limited output
- Switching technology
- Short circuit protection
- Controlled current battery charging
- Thermal protection
- Reverse polarity protection(PTC)
- Snaptrack compatible
- Installation kit included
- Limited Lifetime warranty

Specifications

- Input voltage CPS2: 16.5 VAC/29 VAC, output dependent
- Input voltage CPS2C: 120 VAC
- Output voltage: 6/12/24 VDC, Field selectable
- Output current: 2.50 Amp.
- Ripple: < 0.240VAC p-p
- Operating Temperature : 0 °C to 50 °C
- Humidity : 85% @ 30 °C
- Maximum Battery Charge :7 AH
- Electronically regulated and filtered output
- Visual fault indicators:
 - AC presence: Green LED
 - DC presence: Red LED

APPLICATIONS

- System power
- Door strikes
- Mag locks
- Card Readers
- Proximity readers

MECHANICAL

Board Dimensions

- 2.75" W x 4.00" L x 1.75" H

Cabinet Dimensions

- 8.00" W x 7.00" L x 3.50" H

Cabinet Weight

- 6 lbs

ORDER INFORMATION

Order #	Model #	Description
00850	CPS2	6/12/24V Field Selectable 2.5 A Board
00851	CPS2C	6/12/24V Field Selectable 2.5 A Board, Key Lockable Cabinet

Transformer Information			
Output Voltage	Model #	Order #	Type
6V	T-24V40	00603	Plug-in
12V	T-24V40	00603	Plug-in
24V	T-29V120	00631	Open Frame



CPS4 POWER SUPPLY/BATTERY CHARGER



12/24 VDC, 4 amp (continuous) commercial switching power supply for systems integration featuring field selectable voltage, power limited output and visual fault indication. Common access control and security system applications include system power, door strikes, mag locks, card readers and other accessory devices.

FEATURES AND SPECIFICATIONS

Features

- Field Selectable output
- Visual fault indication
- Power limited output
- Switching technology
- Short circuit protection
- Controlled current battery charging
- Thermal protection
- Reverse polarity protection(PTC)
- Snaptrack compatible
- Installation kit included
- Limited Lifetime warranty

Specifications

- Input voltage CPS4: 16 VAC/24 VAC/29 VAC, output dependent
- Input voltage CPS4C: 120 VAC
- Output voltage: 12/24 VDC, Field selectable
- Output current: 4 Amp.
- Ripple: < .240 VAC p-p
- Operating Temperature: 0 °C to 50 °C
- Humidity: 85% @ 30 °C
- Maximum Battery Charge:14 AH
- Electronically regulated and filtered output
- Visual fault indicators
 - AC presence: Green LED
 - DC presence: Red LED

APPLICATIONS

- System power
- Door strikes
- Mag locks
- Card Readers
- Proximity readers

MECHANICAL

Board Dimensions

- 2.75" W x 4.00"L x 1.75"H

Cabinet Size

- CPS4C - 8.00"W x7.00"L x3.50"H
- CPS4C-14- 12.00"W x 12.00"L x 4.00"H

Cabinet weight

- CPS4C - 9 lbs
- CPS4C-14 - 12.3 lbs


ORDER INFORMATION

Order #	Model #	Description
00852	CPS4	12/24V Field Selectable 4 A Board
00853	CPS4C	12/24V Field Selectable 4 A Board, Key Lockable Cabinet
00856	CPS4C-14	12/24V Field Selectable 4 A Board, Key Lockable Cabinet

Transformer Information			
Output Voltage	Model #	Order #	Type
12V	T-24V4W	00629	Open Frame
24V	T-29V196	00632	Open Frame



CPS40 POWER SUPPLY/CHARGER



12/24 VDC, 4 amp switching power supply for access control and security systems integration. Features include field selectable voltage, power limited output, Form "C" relay fault reporting, visual fault indication and an additional output for Fire Alarm Interface (FAI). Systems integration applications include system power, door strikes, mag locks, card readers and fire alarm interface for emergency exit.

FEATURES AND SPECIFICATIONS

Features

- Visual fault indication
- Relay Fault Output
- Class 2, power limited
- Switching technology
- Controlled current battery charging
- Additional output for Fire Alarm Interface (FAI)
- Short circuit protection
- Thermal protection
- Reverse polarity protection (PTC)
- Limited Lifetime warranty

Specifications

- Input voltage: 120 VAC
- Input current: 1.7 Amp
- Output voltage: 12/24 VDC, Field selectable
- Output current rating: 4 amps continuous
 - 1 Standard uncontrolled output
 - 1 Fire Alarm Interface controlled output
- Ripple: < 0.240VAC p-p
- Operating Temperature : 0 °C to 50 °C
- Humidity : 85% @ 30 °C
- Maximum Battery Capacity : 14 AH
- Electronically regulated and filtered output
- Visual fault indicators :
 - AC presence: Green LED
 - DC presence: Red LED
- Fault Reporting:
 - AC Loss
 - Low Battery
 - High/Low DC

APPLICATIONS

- Fire Alarm Interface for emergency exit
- System power
- Door strikes
- Mag locks
- Card Readers
- Proximity readers

MECHANICAL

Board Dimensions

- 4.25" W x 5.75"L

Cabinet Dimensions/Weight


- CPS40C- 12"W x 12" x 4"H • 13 lbs

ORDER INFORMATION

Order Number	Model Number	Description
00860	CPS40	12/24V Field Selectable,4 Amps, Board
00861	CPS40C	12/24V Field Selectable,4 Amps, Key Lockable Cabinet



CPS400-UL/CSA POWER SUPPLY/CHARGER



12/24 VDC, 4 amp switching power supply is agency listed for access control (UL 294 and CSA Certified). Features include field selectable voltage, power limited output, Form "C" relay fault reporting, visual fault indication and an additional output for Fire Alarm Interface (FAI). Systems integration applications include system power, door strikes, mag locks, card readers and fire alarm interface for emergency exit.

FEATURES AND SPECIFICATIONS

Features

- Visual fault indication
- Relay Fault Output
- Class 2, power limited
- Switching technology
- Controlled current battery charging
- Additional output for Fire Alarm Interface (FAI)
- Short circuit protection
- Thermal protection
- Reverse polarity protection (PTC)
- UL-294
- CSA
- Limited Lifetime warranty

Listings

- UL 294



- CSA Certified



Specifications

- Input voltage: 120 VAC
- Input current: 1.7 Amp
- Output voltage: 12/24 VDC, Field selectable
- Output current rating: 4 amps continuous
 - 1 Standard uncontrolled output
 - 1 Fire Alarm Interface controlled output
- Ripple: < 0.240VAC p-p
- Operating Temperature : 0 °C to 50 °C
- Humidity : 85% @ 30 °C
- Maximum Battery Capacity : 14 AH
- Electronically regulated and filtered output
- Visual fault indicators :
 - AC presence: Green LED
 - DC presence: Red LED
- Fault Reporting:
 - AC Loss
 - Low Battery
 - High/Low DC

APPLICATIONS

- Fire Alarm Interface for emergency exit
- System power
- Door strikes
- Mag locks
- Card Readers
- Proximity readers

MECHANICAL

Board Dimensions

- 4.25" W x 5.75"L

Cabinet Dimensions/Weight


- CPS400C-UL/CSA - 12"W x 12" x 4"H • 13 lbs

ORDER INFORMATION

Order Number	Model Number	Description
01373	CPS400-UL/CSA	12/24V Field Selectable,4 Amps, Board
01366	CPS400C-UL/CSA	12/24V Field Selectable,4 Amps, Key Lockable Cabinet



CPS400-UL/CSA POWER SUPPLY/CHARGER



12/24 VDC, 4 amp switching power supply is agency listed for access control (UL 294 and CSA Certified). Features include field selectable voltage, power limited output, Form "C" relay fault reporting, visual fault indication and an additional output for Fire Alarm Interface (FAI). Systems integration applications include system power, door strikes, mag locks, card readers and fire alarm interface for emergency exit.

FEATURES AND SPECIFICATIONS

Features

- Visual fault indication
- Relay Fault Output
- Class 2, power limited
- Switching technology
- Controlled current battery charging
- Additional output for Fire Alarm Interface (FAI)
- Short circuit protection
- Thermal protection
- Reverse polarity protection (PTC)
- UL-294
- CSA
- Limited Lifetime warranty

Listings

- UL 294



- CSA Certified



Specifications

- Input voltage: 120 VAC
- Input current: 1.7 Amp
- Output voltage: 12/24 VDC, Field selectable
- Output current rating: 4 amps continuous
 - 1 Standard uncontrolled output
 - 1 Fire Alarm Interface controlled output
- Ripple: < 0.240VAC p-p
- Operating Temperature : 0 °C to 50 °C
- Humidity : 85% @ 30 °C
- Maximum Battery Capacity : 14 AH
- Electronically regulated and filtered output
- Visual fault indicators :
 - AC presence: Green LED
 - DC presence: Red LED
- Fault Reporting:
 - AC Loss
 - Low Battery
 - High/Low DC

APPLICATIONS

- Fire Alarm Interface for emergency exit
- System power
- Door strikes
- Mag locks
- Card Readers
- Proximity readers

MECHANICAL

Board Dimensions

- 4.25" W x 5.75"L

Cabinet Dimensions/Weight

- CPS400C-UL/CSA - 12"W x 12" x 4"H • 13 lbs


ORDER INFORMATION

Order Number	Model Number	Description
01373	CPS400-UL/CSA	12/24V Field Selectable,4 Amps, Board
01366	CPS400C-UL/CSA	12/24V Field Selectable,4 Amps, Key Lockable Cabinet



ALARM SAF

CPS400C-UL/CSA-APD8 8 OUTPUT, ACCESS CONTROL POWER SUPPLY DISTRIBUTION SYSTEM



12/24 VDC, 4 amp power supply with access control power distribution system which provides 8 relay controlled, individually PTC power limited lock outputs. System features include field selectable voltage, power limited output, relay fault reporting, independently programmable outputs, 3 input option modes, visual fault and status indication and Fire Alarm Interface (FAI). Systems integration applications include system power, door strikes, mag locks, card readers and fire alarm interface for emergency exit.

Agency listed (UL 294 and CSA Certified)

SYSTEM FEATURES

Features

- Latching or non-latching Fire Alarm Interface (FAI)
- Class 2, power limited
- Lock voltage can be isolated from control voltage
- Visual fault and status indication
- Relay fault output
- Switching technology
- Controlled current battery charging

- Short circuit protection
- Thermal protection
- Reverse polarity protection (PTC)
- Removable Terminal Strips
- Key lockable cabinet
- Limited lifetime warranty

Listings

- UL 294



- CSA Certified



SPECIFICATIONS

Power Distribution Specifications

- 8 outputs, individually power limited and programmable for:
 - Fail safe
 - Fail secure
 - Form 'C' relay contact
 - Constant voltage for auxiliary devices
 - Fire Alarm Interface (FAI)
- 8 inputs, individually programmable for:
 - Negative or open collector trip
 - Positive trip
 - Isolated trip
- Lock output current: Power limited @ 1.6A/output, PTC protected
- Lock input trip current: .03A per input
- Lock relay contacts rated @ 28 VDC, 12A
- Visual status indicators :

- Input Activation:	Red LED per input
- Control Voltage Presence:	Green LED
- Fire Alarm Interface (FAI) status:	Green LED

Power Supply Specifications

- Input voltage: 120 VAC
- Input current: 1.7A
- Output voltage: 12/24 VDC, Field selectable
- Output current rating: 4A continuous
 - 1 Standard uncontrolled output
 - 1 Fire Alarm Interface (FAI) controlled output
- Ripple: < 0.240VAC
- Operating temperature : 0°C to 50°C
- Humidity : 85% @ 30°C
- Maximum Battery Capacity : 14 AH
- Electronically regulated and filtered output
- Visual fault indicators:

- AC presence:	Green LED
- DC presence:	Red LED
- Fault reporting:
 - AC Loss
 - Low Battery
 - High/Low DC

APPLICATIONS

- Mag lock control
- Door strike control
- Fire Alarm Interface for emergency exit
- Reader Power
- Request to Exit Power
- System power

MECHANICAL

Cabinet Dimensions

- CPS400C-UL/CSA-APD8 11"W x 15" L x 4" D

ORDER INFORMATION

Order Number	Model Number	Description
02807	CPS400C-UL/CSA-APD8	12/24 VDC, 4A power supply distribution system , 8 PTC protected outputs, agency listed.




ALARM SAF

65A Industrial Way, Wilmington, MA 01887-3499, USA, Voice:978-658-6717, Fax:978-658-8638 www.alarmsaf.com



ALARM SAF

CPS400C-UL/CSA-APD8F 8 OUTPUT, ACCESS CONTROL POWER SUPPLY DISTRIBUTION SYSTEM



12/24 VDC, 4 amp power supply with access control power distribution system which provides 8 relay controlled, individually fuse protected lock outputs. System features include field selectable voltage, power limited output, relay fault reporting, independently programmable outputs, 3 input option modes, visual fault and status indication and Fire Alarm Interface (FAI). Systems integration applications include system power, door strikes, mag locks, card readers and fire alarm interface for emergency exit.

Agency listed (UL 294 and CSA Certified)

SYSTEM FEATURES

Features

- Latching or non-latching Fire Alarm Interface (FAI)
- Class 2, power limited
- Lock voltage can be isolated from control voltage
- Visual fault and status indication
- Relay fault output
- Switching technology
- Controlled current battery charging

- Short circuit protection
- Thermal protection
- Reverse polarity protection (PTC)
- Removable Terminal Strips
- Key lockable cabinet
- Limited lifetime warranty

Listings

- UL 294



- CSA Certified



SPECIFICATIONS

Power Distribution Specifications

- 8 outputs, individually programmable for:
 - Fail safe
 - Fail secure
 - Form "C" relay contact
 - Constant voltage for auxiliary devices
 - Fire Alarm Interface (FAI)
- 8 inputs, individually programmable for:
 - Negative or open collector trip
 - Positive trip
 - Isolated trip
- Lock output current: 3A/output, fuse protected
- Lock input trip current: .03A per input
- Lock relay contacts rated @ 28 VDC, 12A
- Visual status indicators :

- Input Activation:	Red LED per input
- Control Voltage Presence:	Green LED
- Fire Alarm Interface (FAI) status:	Green LED

Power Supply Specifications

- Input voltage: 120 VAC
- Input current: 1.7A
- Output voltage: 12/24 VDC, Field selectable
- Output current rating: 4A continuous
 - 1 Standard uncontrolled output
 - 1 Fire Alarm Interface (FAI) controlled output
- Ripple: < 0.240VAC
- Operating temperature : 0°C to 50°C
- Humidity : 85% @ 30°C
- Maximum Battery Capacity : 14 AH
- Electronically regulated and filtered output
- Visual fault indicators:

- AC presence:	Green LED
- DC presence:	Red LED
- Fault reporting:
 - AC Loss
 - Low Battery
 - High/Low DC

APPLICATIONS

- Mag lock control
- Door strike control
- Fire Alarm Interface for emergency exit
- Reader Power
- Request to Exit Power
- System power

MECHANICAL

Cabinet Dimensions

- CPS400C-UL/CSA-APD8F 11"W x 15" L x 4" D

ORDER INFORMATION

Order Number	Model Number	Description
02808	CPS400C-UL/CSA-APD8F	12/24 VDC, 4A power supply distribution system , 8 fuse protected outputs, agency listed.




ALARM SAF

65A Industrial Way, Wilmington, MA 01887-3499, USA, Voice:978-658-6717, Fax:978-658-8638 www.alarmsaf.com



CPS40 POWER SUPPLY/CHARGER



12/24 VDC, 4 amp switching power supply for access control and security systems integration. Features include field selectable voltage, power limited output, Form "C" relay fault reporting, visual fault indication and an additional output for Fire Alarm Interface (FAI). Systems integration applications include system power, door strikes, mag locks, card readers and fire alarm interface for emergency exit.

FEATURES AND SPECIFICATIONS

Features

- Visual fault indication
- Relay Fault Output
- Class 2, power limited
- Switching technology
- Controlled current battery charging
- Additional output for Fire Alarm Interface (FAI)
- Short circuit protection
- Thermal protection
- Reverse polarity protection (PTC)
- Limited Lifetime warranty

Specifications

- Input voltage: 120 VAC
- Input current: 1.7 Amp
- Output voltage: 12/24 VDC, Field selectable
- Output current rating: 4 amps continuous
 - 1 Standard uncontrolled output
 - 1 Fire Alarm Interface controlled output
- Ripple: < 0.240VAC p-p
- Operating Temperature : 0 °C to 50 °C
- Humidity : 85% @ 30 °C
- Maximum Battery Capacity : 14 AH
- Electronically regulated and filtered output
- Visual fault indicators :
 - AC presence: Green LED
 - DC presence: Red LED
- Fault Reporting:
 - AC Loss
 - Low Battery
 - High/Low DC

APPLICATIONS

- Fire Alarm Interface for emergency exit
- System power
- Door strikes
- Mag locks
- Card Readers
- Proximity readers

MECHANICAL

Board Dimensions

- 4.25" W x 5.75"L

Cabinet Dimensions/Weight

- CPS40C- 12"W x 12" x 4"H • 13 lbs


ORDER INFORMATION

Order Number	Model Number	Description
00860	CPS40	12/24V Field Selectable,4 Amps, Board
00861	CPS40C	12/24V Field Selectable,4 Amps, Key Lockable Cabinet



ALARM SAF

CPS440D-UL/CSA Dual Power Supply/Charger



Complete dual power supply system provides two independent power supply outputs, 4.0 amps @ 12 or 24 VDC and 4.0 amps @ 12 or 24 VDC for flexible systems integration where two voltage outputs (field selectable) are required.

Agency listed for access control (UL 294 and CSA Certified), each independent power supply features field selectable output, form "C" relay fault reporting, visual fault indication and Fire Alarm Interface (FAI).

Systems integration applications include system power, door strikes, mag locks, card/proximity readers, and Fire Alarm Interface (FAI) for emergency exit. System provided complete in a small or large key lockable cabinet.

FEATURES AND SPECIFICATIONS

Features:

- Visual fault indication
- Relay Fault Output
- Class 2, Power Limited
- Switching Technology
- Controlled current battery charging
- Additional output for Fire Alarm Interface (FAI)
- Short circuit protection
- Thermal protection
- Reverse polarity protection (PTC)
- UL 294
- CSA
- Limited Lifetime warranty

Listings

- UL 294



- CSA Certified



Specifications:

- Input voltage: 120 VAC
- Input current: 3.4 Amps
- Output Voltage: 12/24 VDC, Field Selectable
- Output Current Rating: 4.0 Amps, continuous
 - 1 Standard Uncontrolled Output
 - 1 Fire Alarm Interface Controlled Output
- 4.0 Amps, continuous
 - 1 Standard Uncontrolled Output
 - 1 Fire Alarm Interface Controlled Output
- Ripple: < 0.240 VAC p-p
- Operating Temperature : 0 °C to 50 °C
- Humidity : 85%@ 30 °C
- Maximum Battery Capacity : 14 AH
- Electronically regulated and filtered output
- Visual fault indicators :
 - AC presence: Green LED
 - DC presence: Red LED
 - Faults : Yellow LED
- Fault Reporting:
 - AC Loss
 - Low Battery
 - High/Low DC

APPLICATIONS

- Fire Alarm Interface for emergency exit
- System power
- Door strikes
- Mag locks
- Card Readers
- Proximity readers

MECHANICAL

Cabinet Dimensions/Weight

- CPS440D-UL/CSA: 11"W x 15"L x 4"H
- CPS440DX-UL/CSA: 15"W x 18"L x 4"H


ORDER INFORMATION

Order Number	Model Number	Description
02903	CPS440D-UL/CSA	12/24 VDC, 4.0/4.0 amp, dual power supply system, small key lockable cabinet
02904	CPS440DX-UL/CSA	12/24 VDC, 4.0/4.0 amp, dual power supply system, large key lockable cabinet



ALARM SAF

CPS440D-UL/CSA Dual Power Supply/Charger



Complete dual power supply system provides two independent power supply outputs, 4.0 amps @ 12 or 24 VDC and 4.0 amps @ 12 or 24 VDC for flexible systems integration where two voltage outputs (field selectable) are required.

Agency listed for access control (UL 294 and CSA Certified), each independent power supply features field selectable output, form "C" relay fault reporting, visual fault indication and Fire Alarm Interface (FAI).

Systems integration applications include system power, door strikes, mag locks, card/proximity readers, and Fire Alarm Interface (FAI) for emergency exit. System provided complete in a small or large key lockable cabinet.

FEATURES AND SPECIFICATIONS

Features:

- Visual fault indication
- Relay Fault Output
- Class 2, Power Limited
- Switching Technology
- Controlled current battery charging
- Additional output for Fire Alarm Interface (FAI)
- Short circuit protection
- Thermal protection
- Reverse polarity protection (PTC)
- UL 294
- CSA
- Limited Lifetime warranty

Listings

- UL 294



- CSA Certified



Specifications:

- Input voltage: 120 VAC
- Input current: 3.4 Amps
- Output Voltage: 12/24 VDC, Field Selectable
- Output Current Rating: 4.0 Amps, continuous
 - 1 Standard Uncontrolled Output
 - 1 Fire Alarm Interface Controlled Output
- 4.0 Amps, continuous
 - 1 Standard Uncontrolled Output
 - 1 Fire Alarm Interface Controlled Output
- Ripple: < 0.240 VAC p-p
- Operating Temperature : 0 °C to 50 °C
- Humidity : 85%@ 30 °C
- Maximum Battery Capacity : 14 AH
- Electronically regulated and filtered output
- Visual fault indicators :
 - AC presence: Green LED
 - DC presence: Red LED
 - Faults : Yellow LED
- Fault Reporting:
 - AC Loss
 - Low Battery
 - High/Low DC

APPLICATIONS

- Fire Alarm Interface for emergency exit
- System power
- Door strikes
- Mag locks
- Card Readers
- Proximity readers

MECHANICAL

Cabinet Dimensions/Weight

- CPS440D-UL/CSA: 11"W x 15"L x 4"H
- CPS440DX-UL/CSA: 15"W x 18"L x 4"H

ORDER INFORMATION

Order Number	Model Number	Description
02903	CPS440D-UL/CSA	12/24 VDC, 4.0/4.0 amp, dual power supply system, small key lockable cabinet
02904	CPS440DX-UL/CSA	12/24 VDC, 4.0/4.0 amp, dual power supply system, large key lockable cabinet



ALARM SAF

CPS440DX-UL/CSA-APD16 16 OUTPUT, ACCESS CONTROL DUAL POWER SUPPLY DISTRIBUTION SYSTEM



Dual access control power distribution system with 2 independent power supply outputs; 4 amps @ 12/24 VDC and 4 amps @ 12/24 VDC and 16 relay controlled, PTC power limited lock outputs. Each independent power supply features field selectable voltage, power limited output and relay fault reporting. The 16 relay controlled outputs are programmable and can be used with one or both power supply outputs. Additional system features include, 3 input option modes, visual fault and status indication and Fire Alarm Interface (FAI).

Systems integration applications include system power, door strikes, mag locks, card readers and fire alarm interface for emergency exit.

Agency Listed (UL 294 and CSA Certified).

SYSTEM FEATURES

Features

- Latching or non-latching Fire Alarm Interface (FAI)
- Class 2, power limited
- Lock voltage can be isolated from control voltage
- Visual fault and status indication
- Relay fault output
- Switching technology
- Controlled current battery charging

- Short circuit protection
- Thermal protection
- Reverse polarity protection (PTC)
- Removable Terminal Strips
- Key lockable cabinet
- Limited lifetime warranty

Listings

- UL 294



- CSA Certified



SPECIFICATIONS

Power Distribution Specifications

- 16 outputs, individually power limited and programmable for:
 - Fail safe
 - Fail secure
 - Form "C" relay contact
 - Constant voltage for auxiliary devices
 - Fire Alarm Interface (FAI)
- 16 inputs, individually programmable for:
 - Negative or open collector trip
 - Positive trip
 - Isolated trip
- Lock output current: Power limited @ 1.6A/output, PTC protected
- Lock input trip current: .03A per input
- Lock relay contacts rated @ 28 VDC, 12A
- Visual status indicators :

- Input Activation:	Red LED per input
- Control Voltage Presence:	Green LED
- Fire Alarm Interface (FAI) status:	Green LED

Power Supply Specifications

NOTE: Dual system includes two independent power supplies, each with the following specifications.

- Input voltage: 120 VAC
- Input current: 1.7A
- Output voltage: 12/24 VDC, Field selectable
- Output current rating: 4A continuous
 - 1 Standard uncontrolled output
 - 1 Fire Alarm Interface (FAI) controlled output
- Ripple: < 0.240VAC
- Operating temperature : 0°C to 50°C
- Humidity : 85% @ 30°C
- Maximum Battery Capacity : 14 AH
- Electronically regulated and filtered output
- Visual fault indicators:

- AC presence:	Green LED
- DC presence:	Red LED
- Fault reporting:
 - AC Loss
 - Low Battery
 - High/Low DC

APPLICATIONS

- Mag lock control
- Door strike control
- Fire Alarm Interface for emergency exit
- Reader Power
- Request to Exit Power
- System power

MECHANICAL

Cabinet Dimensions

- CPS440DX-UL/CSA-APD16 11"W x 15" L x 4" D

ORDER INFORMATION

Order Number	Model Number	Description
02823	CPS440DX-UL/CSA-APD16	12/24 VDC, 4/4A dual power supply distribution system, 16 PTC protected outputs, agency listed.



ALARM SAF

65A Industrial Way, Wilmington, MA 01887-3499, USA, Voice:978-658-6717, Fax:978-658-8638 www.alarmsaf.com



ALARM SAF

CPS440DX-UL/CSA-APD16F 16 OUTPUT, ACCESS CONTROL DUAL POWER SUPPLY DISTRIBUTION SYSTEM



Dual access control power distribution system with 2 independent power supply outputs; 4 amps @ 12/24 VDC and 4 amps @ 12/24 VDC and 16 relay controlled, individually fuse protected lock outputs. Each independent power supply features field selectable voltage, power limited output and relay fault reporting. The 16 relay controlled outputs are programmable and can be used with one or both power supply outputs. Additional system features include, 3 input option modes, visual fault and status indication and Fire Alarm Interface (FAI).

Systems integration applications include system power, door strikes, mag locks, card readers and fire alarm interface for emergency exit.

Agency Listed (UL 294 and CSA Certified).

SYSTEM FEATURES

Features

- Latching or non-latching Fire Alarm Interface (FAI)
- Class 2, power limited
- Lock voltage can be isolated from control voltage
- Visual fault and status indication
- Relay fault output
- Switching technology
- Controlled current battery charging

- Short circuit protection
- Thermal protection
- Reverse polarity protection (PTC)
- Removable Terminal Strips
- Key lockable cabinet
- Limited lifetime warranty

Listings

- UL 294



- CSA Certified



SPECIFICATIONS

Power Distribution Specifications

- 16 outputs, individually programmable for:
 - Fail safe
 - Fail secure
 - Form "C" relay contact
 - Constant voltage for auxiliary devices
 - Fire Alarm Interface (FAI)
- 16 inputs, individually programmable for:
 - Negative or open collector trip
 - Positive trip
 - Isolated trip
- Lock output current: 3A/output, fuse protected
- Lock input trip current: .03A per input
- Lock relay contacts rated @ 28 VDC, 12A
- Visual status indicators :

- Input Activation:	Red LED per input
- Control Voltage Presence:	Green LED
- Fire Alarm Interface (FAI) status:	Green LED

Power Supply Specifications

NOTE: Dual system includes two independent power supplies, each with the following specifications.

- Input voltage: 120 VAC
- Input current: 1.7A
- Output voltage: 12/24 VDC, Field selectable
- Output current rating: 4A continuous
 - 1 Standard uncontrolled output
 - 1 Fire Alarm Interface (FAI) controlled output
- Ripple: < 0.240VAC
- Operating temperature : 0°C to 50°C
- Humidity : 85% @ 30°C
- Maximum Battery Capacity : 14 AH
- Electronically regulated and filtered output
- Visual fault indicators:

- AC presence:	Green LED
- DC presence:	Red LED
- Fault reporting:
 - AC Loss
 - Low Battery
 - High/Low DC

APPLICATIONS

- Mag lock control
- Door strike control
- Fire Alarm Interface for emergency exit
- Reader Power
- Request to Exit Power
- System power

MECHANICAL

Cabinet Dimensions

- CPS440DX-UL/CSA-APD16F 15"W x 18" L x 4" D

ORDER INFORMATION

Order Number	Model Number	Description
02824	CPS440DX-UL/CSA-APD16F	12/24 VDC, 4/4A dual power supply distribution system, 16 fuse protected outputs, agency listed.



ALARM SAF

65A Industrial Way, Wilmington, MA 01887-3499, USA, Voice:978-658-6717, Fax:978-658-8638 www.alarmsaf.com



CPS4 POWER SUPPLY/BATTERY CHARGER



12/24 VDC, 4 amp (continuous) commercial switching power supply for systems integration featuring field selectable voltage, power limited output and visual fault indication. Common access control and security system applications include system power, door strikes, mag locks, card readers and other accessory devices.

FEATURES AND SPECIFICATIONS

Features

- Field Selectable output
- Visual fault indication
- Power limited output
- Switching technology
- Short circuit protection
- Controlled current battery charging
- Thermal protection
- Reverse polarity protection(PTC)
- Snaptrack compatible
- Installation kit included
- Limited Lifetime warranty

Specifications

- Input voltage CPS4: 16 VAC/24 VAC/29 VAC, output dependent
- Input voltage CPS4C: 120 VAC
- Output voltage: 12/24 VDC, Field selectable
- Output current: 4 Amp.
- Ripple: < .240 VAC p-p
- Operating Temperature: 0 °C to 50 °C
- Humidity: 85% @ 30 °C
- Maximum Battery Charge:14 AH
- Electronically regulated and filtered output
- Visual fault indicators
 - AC presence: Green LED
 - DC presence: Red LED

APPLICATIONS

- System power
- Door strikes
- Mag locks
- Card Readers
- Proximity readers

MECHANICAL

Board Dimensions

- 2.75" W x 4.00"L x 1.75"H

Cabinet Size

- CPS4C - 8.00"W x7.00"L x3.50"H
- CPS4C-14- 12.00"W x 12.00"L x 4.00"H

Cabinet weight

- CPS4C - 9 lbs
- CPS4C-14 - 12.3 lbs

ORDER INFORMATION

Order #	Model #	Description
00852	CPS4	12/24V Field Selectable 4 A Board
00853	CPS4C	12/24V Field Selectable 4 A Board, Key Lockable Cabinet
00856	CPS4C-14	12/24V Field Selectable 4 A Board, Key Lockable Cabinet

Transformer Information			
Output Voltage	Model #	Order #	Type
12V	T-24V4W	00629	Open Frame
24V	T-29V196	00632	Open Frame



CPS4 POWER SUPPLY/BATTERY CHARGER



12/24 VDC, 4 amp (continuous) commercial switching power supply for systems integration featuring field selectable voltage, power limited output and visual fault indication. Common access control and security system applications include system power, door strikes, mag locks, card readers and other accessory devices.

FEATURES AND SPECIFICATIONS

Features

- Field Selectable output
- Visual fault indication
- Power limited output
- Switching technology
- Short circuit protection
- Controlled current battery charging
- Thermal protection
- Reverse polarity protection(PTC)
- Snaptrack compatible
- Installation kit included
- Limited Lifetime warranty

Specifications

- Input voltage CPS4: 16 VAC/24 VAC/29 VAC, output dependent
- Input voltage CPS4C: 120 VAC
- Output voltage: 12/24 VDC, Field selectable
- Output current: 4 Amp.
- Ripple: < .240 VAC p-p
- Operating Temperature: 0 °C to 50 °C
- Humidity: 85% @ 30 °C
- Maximum Battery Charge:14 AH
- Electronically regulated and filtered output
- Visual fault indicators
 - AC presence: Green LED
 - DC presence: Red LED

APPLICATIONS

- System power
- Door strikes
- Mag locks
- Card Readers
- Proximity readers

MECHANICAL

Board Dimensions

- 2.75" W x 4.00" L x 1.75" H

Cabinet Size

- CPS4C - 8.00" W x 7.00" L x 3.50" H
- CPS4C-14 - 12.00" W x 12.00" L x 4.00" H

Cabinet weight

- CPS4C - 9 lbs
- CPS4C-14 - 12.3 lbs


ORDER INFORMATION

Order #	Model #	Description
00852	CPS4	12/24V Field Selectable 4 A Board
00853	CPS4C	12/24V Field Selectable 4 A Board, Key Lockable Cabinet
00856	CPS4C-14	12/24V Field Selectable 4 A Board, Key Lockable Cabinet

Transformer Information			
Output Voltage	Model #	Order #	Type
12V	T-24V4W	00629	Open Frame
24V	T-29V196	00632	Open Frame



CPS6 POWER SUPPLY/BATTERY CHARGER



12/24 VDC, 6 amp (continuous) commercial switching power supply for systems integration featuring field selectable voltage and visual fault indication. Common access control and security system applications include system power, door strikes, mag locks, card readers and other accessory devices.

FEATURES AND SPECIFICATIONS

Features

- Field Selectable output
- Visual fault indication
- Switching technology
- Short circuit protection
- Controlled current battery charging
- Thermal protection
- Reverse polarity protection(PTC)
- Snaptrack compatible
- Installation kit included
- Limited Lifetime warranty

Specifications

- Input voltage CPS6: 24 VAC/24 VAC/29 VAC
- Input voltage CPS6C: 120 VAC
- Output voltage: 12/24 VDC, Field selectable
- Output current: 6 Amp.
- Ripple: < .240 VAC p-p
- Operating Temperature: 0 °C to 50 °C
- Humidity: 85% @ 30 °C
- Maximum Battery Charge:17 AH
- Electronically regulated and filtered output
- Visual fault indicators
 - AC presence: Green LED
 - DC presence: Red LED

APPLICATIONS

- System power
- Door strikes
- Mag locks
- Card Readers
- Proximity readers

MECHANICAL

Board Dimensions

- 3.00" W x 4.50"L x 2.00"H

Cabinet Size

- 11.00"W x 15.00"L x 4.00"H

Cabinet weight

- 15 lbs

ORDER INFORMATION

Order #	Model #	Description
00854	CPS6	12/24V Field Selectable 6 A Board
00855	CPS6C	12/24V Field Selectable 6 A Board, Key Lockable Cabinet

Transformer Information			
Output Voltage	Model #	Order #	Type
12V	T-24V4W	00629	Open Frame
24V	T-24V5A	00607	Open Frame



CPS60 POWER SUPPLY/CHARGER



12/24 VDC, 6 amp switching power supply for access control and security systems integration. Features include field selectable voltage, Form "C" relay fault reporting, visual fault indication and an additional output for Fire Alarm Interface (FAI). Systems integration applications include system power, door strikes, mag locks, card readers and fire alarm interface for emergency exit.

FEATURES AND SPECIFICATIONS

Features

- Visual fault indication
- Relay Fault Output
- Switching technology
- Controlled current battery charging
- Additional output for Fire Alarm Interface (FAI)
- Short circuit protection
- Thermal protection
- Reverse polarity protection (PTC)
- Limited Lifetime warranty

Specifications

- Input voltage: 120 VAC
- Input current: 2.5 Amp
- Output voltage: 12/24 VDC, Field selectable
- Output current rating: 6 amps continuous
 - 1 Standard uncontrolled output
 - 1 Fire Alarm Interface controlled output
- Ripple: < 0.240VAC p-p
- Operating Temperature : 0 °C to 50 °C
- Humidity : 85% @ 30 °C
- Maximum Battery Capacity : 17 AH
- Electronically regulated and filtered output
- Visual fault indicators :
 - AC presence: Green LED
 - DC presence: Red LED
- Fault Reporting:
 - AC Loss
 - Low Battery
 - High/Low DC

APPLICATIONS

- Fire Alarm Interface for emergency exit
- System power
- Door strikes
- Mag locks
- Card Readers
- Proximity readers

MECHANICAL

Board Dimensions

- 4.25" W x 5.75" L

Cabinet Dimensions/Weight

- CPS60C - 11"W x 15" x 4"H • 15 lbs

ORDER INFORMATION

Order Number	Model Number	Description
00862	CPS60	12/24V Field Selectable, 6 Amps, Board
00863	CPS60C	12/24V Field Selectable, 6 Amps, Key Lockable Cabinet



CPS600-UL/CSA POWER SUPPLY/CHARGER



12/24 VDC, 6 amp switching power supply is agency listed for access control (UL 294 and CSA Certified). Features include field selectable voltage, Form "C" relay fault reporting, visual fault indication and an additional output for Fire Alarm Interface (FAI). Systems integration applications include system power, door strikes, mag locks, card readers and fire alarm interface for emergency exit.

FEATURES AND SPECIFICATIONS

Features

- Visual fault indication
- Relay Fault Output
- Switching technology
- Controlled current battery charging
- Additional output for Fire Alarm Interface (FAI)
- Short circuit protection
- Thermal protection
- Reverse polarity protection (PTC)
- UL-294
- CSA
- Limited Lifetime warranty

Listings

- UL 294



- CSA Certified



Specifications

- Input voltage: 120 VAC
- Input current: 2.5 Amp
- Output voltage: 12/24 VDC, Field selectable
- Output current rating: 6 amps continuous
 - 1 Standard uncontrolled output
 - 1 Fire Alarm Interface controlled output
- Ripple: < 0.240VAC p-p
- Operating Temperature : 0 °C to 50 °C
- Humidity : 85% @ 30 °C
- Maximum Battery Capacity : 18 AH
- Electronically regulated and filtered output
- Visual fault indicators :
 - AC presence: Green LED
 - DC presence: Red LED
- Fault Reporting:
 - AC Loss
 - Low Battery
 - High/Low DC

APPLICATIONS

- Fire Alarm Interface for emergency exit
- System power
- Door strikes
- Mag locks
- Card Readers
- Proximity readers

MECHANICAL

Board Dimensions

- 4.25" W x 5.75" L

Cabinet Dimensions/Weight

- CPS600C-UL/CSA - 11"W x 15" x 4"H • 15 lbs

ORDER INFORMATION

Order Number	Model Number	Description
01374	CPS600-UL/CSA	12/24V Field Selectable, 6 Amps, Board
01368	CPS600C-UL/CSA	12/24V Field Selectable, 6 Amps, Key Lockable Cabinet



CPS600-UL/CSA POWER SUPPLY/CHARGER



12/24 VDC, 6 amp switching power supply is agency listed for access control (UL 294 and CSA Certified). Features include field selectable voltage, Form "C" relay fault reporting, visual fault indication and an additional output for Fire Alarm Interface (FAI). Systems integration applications include system power, door strikes, mag locks, card readers and fire alarm interface for emergency exit.

FEATURES AND SPECIFICATIONS

Features

- Visual fault indication
- Relay Fault Output
- Switching technology
- Controlled current battery charging
- Additional output for Fire Alarm Interface (FAI)
- Short circuit protection
- Thermal protection
- Reverse polarity protection (PTC)
- UL-294
- CSA
- Limited Lifetime warranty

Listings

- UL 294



- CSA Certified



Specifications

- Input voltage: 120 VAC
- Input current: 2.5 Amp
- Output voltage: 12/24 VDC, Field selectable
- Output current rating: 6 amps continuous
 - 1 Standard uncontrolled output
 - 1 Fire Alarm Interface controlled output
- Ripple: < 0.240VAC p-p
- Operating Temperature : 0 °C to 50 °C
- Humidity : 85% @ 30 °C
- Maximum Battery Capacity : 18 AH
- Electronically regulated and filtered output
- Visual fault indicators :
 - AC presence: Green LED
 - DC presence: Red LED
- Fault Reporting:
 - AC Loss
 - Low Battery
 - High/Low DC

APPLICATIONS

- Fire Alarm Interface for emergency exit
- System power
- Door strikes
- Mag locks
- Card Readers
- Proximity readers

MECHANICAL

Board Dimensions

- 4.25" W x 5.75"L

Cabinet Dimensions/Weight

- CPS600C-UL/CSA - 11"W x 15" x 4"H • 15 lbs


ORDER INFORMATION

Order Number	Model Number	Description
01374	CPS600-UL/CSA	12/24V Field Selectable, 6 Amps, Board
01368	CPS600C-UL/CSA	12/24V Field Selectable, 6 Amps, Key Lockable Cabinet



ALARM SAF

CPS600C-UL/CSA-APD8 8 OUTPUT, ACCESS CONTROL POWER SUPPLY DISTRIBUTION SYSTEM



12/24 VDC, 6 amp power supply with access control power distribution system which provides 8 relay controlled, individually PTC power limited lock outputs. System features include field selectable voltage, power limited output, relay fault reporting, independently programmable outputs, 3 input option modes, visual fault and status indication and Fire Alarm Interface (FAI). Systems integration applications include system power, door strikes, mag locks, card readers and fire alarm interface for emergency exit.

Agency listed (UL 294 and CSA Certified)

SYSTEM FEATURES

Features

- Latching or non-latching Fire Alarm Interface (FAI)
- Class 2, power limited
- Lock voltage can be isolated from control voltage
- Visual fault and status indication
- Relay fault output
- Switching technology
- Controlled current battery charging

- Short circuit protection
- Thermal protection
- Reverse polarity protection (PTC)
- Removable Terminal Strips
- Key lockable cabinet
- Limited lifetime warranty

Listings

- UL 294



- CSA Certified



SPECIFICATIONS

Power Distribution Specifications

- 8 outputs, individually power limited and programmable for:
 - Fail safe
 - Fail secure
 - Form 'C' relay contact
 - Constant voltage for auxiliary devices
 - Fire Alarm Interface (FAI)
- 8 inputs, individually programmable for:
 - Negative or open collector trip
 - Positive trip
 - Isolated trip
- Lock output current: Power limited @ 1.6A/output, PTC protected
- Lock input trip current: .03A per input
- Lock relay contacts rated @ 28 VDC, 12A
- Visual status indicators :

- Input Activation:	Red LED per input
- Control Voltage Presence:	Green LED
- Fire Alarm Interface (FAI) status:	Green LED

Power Supply Specifications

- Input voltage: 120 VAC
- Input current: 2.5A
- Output voltage: 12/24 VDC, Field selectable
- Output current rating: 6A continuous
 - 1 Standard uncontrolled output
 - 1 Fire Alarm Interface (FAI) controlled output
- Ripple: < 0.240VAC
- Operating temperature : 0°C to 50°C
- Humidity : 85% @ 30°C
- Maximum Battery Capacity : 17 AH
- Electronically regulated and filtered output
- Visual fault indicators:

- AC presence:	Green LED
- DC presence:	Red LED
- Fault reporting:
 - AC Loss
 - Low Battery
 - High/Low DC

APPLICATIONS

- Mag lock control
- Door strike control
- Fire Alarm Interface for emergency exit
- Reader Power
- Request to Exit Power
- System power

MECHANICAL

Cabinet Dimensions

- CPS600C-UL/CSA-APD8 11"W x 15" L x 4" D

ORDER INFORMATION

Order Number	Model Number	Description
02809	CPS600C-UL/CSA-APD8	12/24 VDC, 6A power supply distribution system , 8 PTC protected outputs, agency listed.




ALARM SAF

65A Industrial Way, Wilmington, MA 01887-3499, USA, Voice:978-658-6717, Fax:978-658-8638 www.alarmsaf.com



ALARM SAF

CPS600C-UL/CSA-APD8F 8 OUTPUT, ACCESS CONTROL POWER SUPPLY DISTRIBUTION SYSTEM



12/24 VDC, 6 amp power supply with access control power distribution system which provides 8 relay controlled, individually fuse protected lock outputs. System features include field selectable voltage, relay fault reporting, independently programmable outputs, 3 input option modes, visual fault and status indication and Fire Alarm Interface (FAI). Systems integration applications include system power, door strikes, mag locks, card readers and fire alarm interface for emergency exit.

Agency listed (UL 294 and CSA Certified)

SYSTEM FEATURES

Features

- Latching or non-latching Fire Alarm Interface (FAI)
- Lock voltage can be isolated from control voltage
- Visual fault and status indication
- Relay fault output
- Switching technology
- Controlled current battery charging
- Short circuit protection

- Thermal protection
- Reverse polarity protection (PTC)
- Removable Terminal Strips
- Key lockable cabinet
- Limited lifetime warranty

Listings

- UL 294



- CSA Certified



SPECIFICATIONS

Power Distribution Specifications

- 8 outputs, individually programmable for:
 - Fail safe
 - Fail secure
 - Form 'C' relay contact
 - Constant voltage for auxiliary devices
 - Fire Alarm Interface (FAI)
- 8 inputs, individually programmable for:
 - Negative or open collector trip
 - Positive trip
 - Isolated trip
- Lock output current: 3A/output, fuse protected
- Lock input trip current: .03A per input
- Lock relay contacts rated @ 28 VDC, 12A
- Visual status indicators :

- Input Activation:	Red LED per input
- Control Voltage Presence:	Green LED
- Fire Alarm Interface (FAI) status:	Green LED

Power Supply Specifications

- Input voltage: 120 VAC
- Input current: 2.5A
- Output voltage: 12/24 VDC, Field selectable
- Output current rating: 6A continuous
 - 1 Standard uncontrolled output
 - 1 Fire Alarm Interface (FAI) controlled output
- Ripple: < 0.240VAC
- Operating temperature : 0°C to 50°C
- Humidity : 85% @ 30°C
- Maximum Battery Capacity : 17 AH
- Electronically regulated and filtered output
- Visual fault indicators:

- AC presence:	Green LED
- DC presence:	Red LED
- Fault reporting:
 - AC Loss
 - Low Battery
 - High/Low DC

APPLICATIONS

- Mag lock control
- Door strike control
- Fire Alarm Interface for emergency exit
- Reader Power
- Request to Exit Power
- System power

MECHANICAL

Cabinet Dimensions

- CPS600C-UL/CSA-APD8F 11"W x 15" L x 4" D

ORDER INFORMATION

Order Number	Model Number	Description
02810	CPS600C-UL/CSA-APD8F	12/24 VDC, 6A power supply distribution system, 8 fuse protected outputs, agency listed.




ALARM SAF

65A Industrial Way, Wilmington, MA 01887-3499, USA, Voice:978-658-6717, Fax:978-658-8638 www.alarmsaf.com



CPS60 POWER SUPPLY/CHARGER



12/24 VDC, 6 amp switching power supply for access control and security systems integration. Features include field selectable voltage, Form "C" relay fault reporting, visual fault indication and an additional output for Fire Alarm Interface (FAI). Systems integration applications include system power, door strikes, mag locks, card readers and fire alarm interface for emergency exit.

FEATURES AND SPECIFICATIONS

Features

- Visual fault indication
- Relay Fault Output
- Switching technology
- Controlled current battery charging
- Additional output for Fire Alarm Interface (FAI)
- Short circuit protection
- Thermal protection
- Reverse polarity protection (PTC)
- Limited Lifetime warranty

Specifications

- Input voltage: 120 VAC
- Input current: 2.5 Amp
- Output voltage: 12/24 VDC, Field selectable
- Output current rating: 6 amps continuous
 - 1 Standard uncontrolled output
 - 1 Fire Alarm Interface controlled output
- Ripple: < 0.240VAC p-p
- Operating Temperature : 0 °C to 50 °C
- Humidity : 85% @ 30 °C
- Maximum Battery Capacity : 17 AH
- Electronically regulated and filtered output
- Visual fault indicators :
 - AC presence: Green LED
 - DC presence: Red LED
- Fault Reporting:
 - AC Loss
 - Low Battery
 - High/Low DC

APPLICATIONS

- Fire Alarm Interface for emergency exit
- System power
- Door strikes
- Mag locks
- Card Readers
- Proximity readers

MECHANICAL

Board Dimensions

- 4.25" W x 5.75" L

Cabinet Dimensions/Weight

- CPS60C - 11"W x 15" x 4"H • 15 lbs


ORDER INFORMATION

Order Number	Model Number	Description
00862	CPS60	12/24V Field Selectable, 6 Amps, Board
00863	CPS60C	12/24V Field Selectable, 6 Amps, Key Lockable Cabinet



ALARM SAF

CPS640D-UL/CSA Dual Power Supply/Charger



Complete dual power supply system provides two independent power supply outputs, 4.0 amps @ 12 or 24 VDC and 6.0 amps @ 12 or 24 VDC for flexible systems integration where two voltage outputs (field selectable) are required.

Agency listed for access control (UL 294 and CSA Certified), each independent power supply features field selectable output, form "C" relay fault reporting, visual fault indication and Fire Alarm Interface (FAI).

Systems integration applications include system power, door strikes, mag locks, card/proximity readers, and Fire Alarm Interface (FAI) for emergency exit. System provided complete in a small or large key lockable cabinet.

FEATURES AND SPECIFICATIONS

Features:

- Visual fault indication
- Relay Fault Output
- Class 2, Power Limited
- Switching Technology
- Controlled current battery charging
- Additional output for Fire Alarm Interface (FAI)
- Short circuit protection
- Thermal protection
- Reverse polarity protection (PTC)
- UL 294
- CSA
- Limited Lifetime warranty

Listings

- UL 294



- CSA Certified



Specifications:

- Input voltage: 120 VAC
- Input current: 4.2 Amps
- Output Voltage: 12/24 VDC, Field Selectable
- Output Current Rating:
 - 4.0 Amps, continuous
 - 1 Standard Uncontrolled Output
 - 1 Fire Alarm Interface Controlled Output
 - 6.0 Amps, continuous
 - 1 Standard Uncontrolled Output
 - 1 Fire Alarm Interface Controlled Output
- Ripple: < 0.240 VAC p-p
- Operating Temperature : 0 °C to 50 °C
- Humidity : 85%@ 30 °C
- Maximum Battery Capacity : 14 AH
- Electronically regulated and filtered output
- Visual fault indicators :
 - AC presence: Green LED
 - DC presence: Red LED
 - Faults : Yellow LED
- Fault Reporting:
 - AC Loss
 - Low Battery
 - High/Low DC

APPLICATIONS

- Fire Alarm Interface for emergency exit
- System power
- Door strikes
- Mag locks
- Card Readers
- Proximity readers

MECHANICAL

Cabinet Dimensions/Weight

- CPS640D-UL/CSA: 11"W x 15"L x 4"H
- CPS640DX-UL/CSA: 15"W x 18"L x 4"H


ORDER INFORMATION

Order Number	Model Number	Description
02905	CPS640D-UL/CSA	12/24 VDC, 4.0/6.0 amp, dual power supply system, small key lockable cabinet
02906	CPS640DX-UL/CSA	12/24 VDC, 4.0/6.0 amp, dual power supply system, large key lockable cabinet



ALARM SAF

CPS640D-UL/CSA Dual Power Supply/Charger



Complete dual power supply system provides two independent power supply outputs, 4.0 amps @ 12 or 24 VDC and 6.0 amps @ 12 or 24 VDC for flexible systems integration where two voltage outputs (field selectable) are required.

Agency listed for access control (UL 294 and CSA Certified), each independent power supply features field selectable output, form "C" relay fault reporting, visual fault indication and Fire Alarm Interface (FAI).

Systems integration applications include system power, door strikes, mag locks, card/proximity readers, and Fire Alarm Interface (FAI) for emergency exit. System provided complete in a small or large key lockable cabinet.

FEATURES AND SPECIFICATIONS

Features:

- Visual fault indication
- Relay Fault Output
- Class 2, Power Limited
- Switching Technology
- Controlled current battery charging
- Additional output for Fire Alarm Interface (FAI)
- Short circuit protection
- Thermal protection
- Reverse polarity protection (PTC)
- UL 294
- CSA
- Limited Lifetime warranty

Listings

- UL 294



- CSA Certified



Specifications:

- Input voltage: 120 VAC
- Input current: 4.2 Amps
- Output Voltage: 12/24 VDC, Field Selectable
- Output Current Rating:
 - 4.0 Amps, continuous
 - 1 Standard Uncontrolled Output
 - 1 Fire Alarm Interface Controlled Output
 - 6.0 Amps, continuous
 - 1 Standard Uncontrolled Output
 - 1 Fire Alarm Interface Controlled Output
- Ripple: < 0.240 VAC p-p
- Operating Temperature : 0 °C to 50 °C
- Humidity : 85%@ 30 °C
- Maximum Battery Capacity : 14 AH
- Electronically regulated and filtered output
- Visual fault indicators :
 - AC presence: Green LED
 - DC presence: Red LED
 - Faults : Yellow LED
- Fault Reporting:
 - AC Loss
 - Low Battery
 - High/Low DC

APPLICATIONS

- Fire Alarm Interface for emergency exit
- System power
- Door strikes
- Mag locks
- Card Readers
- Proximity readers

MECHANICAL

Cabinet Dimensions/Weight

- CPS640D-UL/CSA: 11"W x 15"L x 4"H
- CPS640DX-UL/CSA: 15"W x 18"L x 4"H

ORDER INFORMATION

Order Number	Model Number	Description
02905	CPS640D-UL/CSA	12/24 VDC, 4.0/6.0 amp, dual power supply system, small key lockable cabinet
02906	CPS640DX-UL/CSA	12/24 VDC, 4.0/6.0 amp, dual power supply system, large key lockable cabinet



ALARM SAF

CPS640DX-UL/CSA-APD16 16 OUTPUT, ACCESS CONTROL DUAL POWER SUPPLY DISTRIBUTION SYSTEM



Dual access control power distribution system with 2 independent power supply outputs; 6 amps @ 12/24 VDC and 4 amps @ 12/24 VDC and 16 relay controlled, PTC power limited lock outputs. Each independent power supply features field selectable voltage, power limited output and relay fault reporting. The 16 relay controlled outputs are programmable and can be used with one or both power supply outputs. Additional system features include, 3 input option modes, visual fault and status indication and Fire Alarm Interface (FAI).

Systems integration applications include system power, door strikes, mag locks, card readers and fire alarm interface for emergency exit.

Agency Listed (UL 294 and CSA Certified).

SYSTEM FEATURES

Features

- Latching or non-latching Fire Alarm Interface (FAI)
- Class 2, power limited
- Lock voltage can be isolated from control voltage
- Visual fault and status indication
- Relay fault output
- Switching technology
- Controlled current battery charging

- Short circuit protection
- Thermal protection
- Reverse polarity protection (PTC)
- Removable Terminal Strips
- Key lockable cabinet
- Limited lifetime warranty

Listings

- UL 294



- CSA Certified



SPECIFICATIONS

Power Distribution Specifications

- 16 outputs, individually power limited and programmable for:
 - Fail safe
 - Fail secure
 - Form 'C' relay contact
 - Constant voltage for auxiliary devices
 - Fire Alarm Interface (FAI)
- 16 inputs, individually programmable for:
 - Negative or open collector trip
 - Positive trip
 - Isolated trip
- Lock output current: Power limited @ 1.6A/output, PTC protected
- Lock input trip current: .03A per input
- Lock relay contacts rated @ 28 VDC, 12A
- Visual status indicators :

- Input Activation:	Red LED per input
- Control Voltage Presence:	Green LED
- Fire Alarm Interface (FAI) status:	Green LED

Power Supply Specifications

NOTE: Dual system includes two independent power supplies.

Power supply #1:

- Input voltage: 120 VAC
- Input current: 2.5A
- Output voltage: 12/24 VDC, Field selectable
- Output current rating: 6A continuous
 - 1 Standard uncontrolled output
 - 1 Fire Alarm Interface (FAI) controlled output
- Maximum Battery Capacity : 17 AH

Power supply #2:

- Input voltage: 120 VAC
- Input current: 1.7A
- Output voltage: 12/24 VDC, Field selectable
- Output current rating: 4A continuous
 - 1 Standard uncontrolled output
 - 1 Fire Alarm Interface (FAI) controlled output
- Maximum Battery Capacity : 14 AH

Common specifications

- Ripple: < 0.240VAC
- Operating temperature : 0°C to 50°C
- Humidity : 85% @ 30°C
- Electronically regulated and filtered output
- Visual fault indicators:

- AC presence:	Green LED
- DC presence:	Red LED
- Fault reporting:
 - AC Loss
 - Low Battery
 - High/Low DC

APPLICATIONS

- Mag lock control
- Door strike control
- Fire Alarm Interface for emergency exit
- Reader Power
- Request to Exit Power
- System power

MECHANICAL

Cabinet Dimensions

- CPS640DX-UL/CSA-APD16 15"W x 18" L x 4" D

ORDER INFORMATION

Order Number	Model Number	Description
02825	CPS640DX-UL/CSA-APD16	12/24 VDC, 6/4A dual power supply distribution system, 16 PTC protected outputs, agency listed.



ALARM SAF

65A Industrial Way, Wilmington, MA 01887-3499, USA, Voice:978-658-6717, Fax:978-658-8638 www.alarmsaf.com



ALARM SAF

CPS640DX-UL/CSA-APD16F 16 OUTPUT, ACCESS CONTROL DUAL POWER SUPPLY DISTRIBUTION SYSTEM



Dual access control power distribution system with 2 independent power supply outputs; 6 amps @ 12/24 VDC and 4 amps @ 12/24 VDC and 16 relay controlled, fuse protected lock outputs. Each independent power supply features field selectable voltage, power limited output and relay fault reporting. The 16 relay controlled outputs are programmable and can be used with one or both power supply outputs. Additional system features include, 3 input option modes, visual fault and status indication and Fire Alarm Interface (FAI).

Systems integration applications include system power, door strikes, mag locks, card readers and fire alarm interface for emergency exit.

Agency Listed (UL 294 and CSA Certified).

SYSTEM FEATURES

Features

- Latching or non-latching Fire Alarm Interface (FAI)
- Class 2, power limited
- Lock voltage can be isolated from control voltage
- Visual fault and status indication
- Relay fault output
- Switching technology
- Controlled current battery charging

- Short circuit protection
- Thermal protection
- Reverse polarity protection (PTC)
- Removable Terminal Strips
- Key lockable cabinet
- Limited lifetime warranty

Listings

- UL 294



- CSA Certified



SPECIFICATIONS

Power Distribution Specifications

- 16 outputs, individually programmable for:
 - Fail safe
 - Fail secure
 - Form 'C' relay contact
 - Constant voltage for auxiliary devices
 - Fire Alarm Interface (FAI)
- 16 inputs, individually programmable for:
 - Negative or open collector trip
 - Positive trip
 - Isolated trip
- Lock output current: 3A/output, fuse protected
- Lock input trip current: .03A per input
- Lock relay contacts rated @ 28 VDC, 12A
- Visual status indicators :

- Input Activation:	Red LED per input
- Control Voltage Presence:	Green LED
- Fire Alarm Interface (FAI) status:	Green LED

Power Supply Specifications

NOTE: Dual system includes two independent power supplies.

Power supply #1:

- Input voltage: 120 VAC
- Input current: 2.5A
- Output voltage: 12/24 VDC, Field selectable
- Output current rating: 6A continuous
 - 1 Standard uncontrolled output
 - 1 Fire Alarm Interface (FAI) controlled output
- Maximum Battery Capacity : 17 AH

Power supply #2:

- Input voltage: 120 VAC
- Input current: 1.7A
- Output voltage: 12/24 VDC, Field selectable
- Output current rating: 4A continuous
 - 1 Standard uncontrolled output
 - 1 Fire Alarm Interface (FAI) controlled output
- Maximum Battery Capacity : 14 AH

Common specifications

- Ripple: < 0.240VAC
- Operating temperature : 0°C to 50°C
- Humidity : 85% @ 30°C
- Electronically regulated and filtered output
- Visual fault indicators:

- AC presence:	Green LED
- DC presence:	Red LED
- Fault reporting:
 - AC Loss
 - Low Battery
 - High/Low DC

APPLICATIONS

- Mag lock control
- Door strike control
- Fire Alarm Interface for emergency exit
- Reader Power
- Request to Exit Power
- System power

MECHANICAL

Cabinet Dimensions

- CPS640DX-UL/CSA-APD16F 15"W x 18" L x 4" D

ORDER INFORMATION

Order Number	Model Number	Description
02826	CPS640DX-UL/CSA-APD16F	12/24 VDC, 6/4A dual power supply distribution system, 16 fuse protected outputs, agency listed.




ALARM SAF

65A Industrial Way, Wilmington, MA 01887-3499, USA, Voice:978-658-6717, Fax:978-658-8638 www.alarmsaf.com



CPS6 POWER SUPPLY/BATTERY CHARGER



12/24 VDC, 6 amp (continuous) commercial switching power supply for systems integration featuring field selectable voltage and visual fault indication. Common access control and security system applications include system power, door strikes, mag locks, card readers and other accessory devices.

FEATURES AND SPECIFICATIONS

Features

- Field Selectable output
- Visual fault indication
- Switching technology
- Short circuit protection
- Controlled current battery charging
- Thermal protection
- Reverse polarity protection(PTC)
- Snaptrack compatible
- Installation kit included
- Limited Lifetime warranty

Specifications

- Input voltage CPS6: 24 VAC/24 VAC/29 VAC
- Input voltage CPS6C: 120 VAC
- Output voltage: 12/24 VDC, Field selectable
- Output current: 6 Amp.
- Ripple: < .240 VAC p-p
- Operating Temperature: 0 °C to 50 °C
- Humidity: 85% @ 30 °C
- Maximum Battery Charge:17 AH
- Electronically regulated and filtered output
- Visual fault indicators
 - AC presence: Green LED
 - DC presence: Red LED

APPLICATIONS

- System power
- Door strikes
- Mag locks
- Card Readers
- Proximity readers

MECHANICAL

Board Dimensions

- 3.00" W x 4.50"L x 2.00"H

Cabinet Size

- 11.00"W x 15.00"L x 4.00"H

Cabinet weight

- 15 lbs


ORDER INFORMATION

Order #	Model #	Description
00854	CPS6	12/24V Field Selectable 6 A Board
00855	CPS6C	12/24V Field Selectable 6 A Board, Key Lockable Cabinet

Transformer Information			
Output Voltage	Model #	Order #	Type
12V	T-24V4W	00629	Open Frame
24V	T-24V5A	00607	Open Frame



CPS80 POWER SUPPLY/CHARGER



12/24 VDC, 8 amp switching power supply for access control and security systems integration. Features include field selectable voltage, Form "C" relay fault reporting, visual fault indication and an additional output for Fire Alarm Interface (FAI). Systems integration applications include system power, door strikes, mag locks, card readers and fire alarm interface for emergency exit.

FEATURES AND SPECIFICATIONS

Features

- Visual fault indication
- Relay Fault Output
- Switching technology
- Controlled current battery charging
- Additional output for Fire Alarm Interface (FAI)
- Short circuit protection
- Thermal protection
- Reverse polarity protection (PTC)
- Limited Lifetime warranty

Specifications

- Input voltage: 120 VAC
- Input current: 3.3 Amp
- Output voltage: 12/24 VDC, Field selectable
- Output current rating: 8 amps continuous
 - 1 Standard uncontrolled output
 - 1 Fire Alarm Interface controlled output
- Ripple: < 0.240VAC p-p
- Operating Temperature : 0 °C to 50 °C
- Humidity : 85% @ 30 °C
- Maximum Battery Capacity : 17 AH
- Electronically regulated and filtered output
- Visual fault indicators :
 - AC presence: Green LED
 - DC presence: Red LED
- Fault Reporting:
 - AC Loss
 - Low Battery
 - High/Low DC

APPLICATONS

- Fire Alarm Interface for emergency exit
- System power
- Door strikes
- Mag locks
- Card Readers
- Proximity readers

MECHANICAL

Board Dimensions


- 4.75"W x 6.25"L

Cabinet Dimensions/Weight

- CPS80 - 11"W x 15" x 4"H • 15 lbs

ORDER INFORMATION

Order Number	Model Number	Description
00864	CPS80	12/24V Field Selectable, 8 Amps, Board
00865	CPS80C	12/24V Field Selectable, 8 Amps, Key Lockable Cabinet



12/24 VDC, 8 amp switching power supply is agency listed for access control (UL 294 and CSA Certified). Features include field selectable voltage, Form "C" relay fault reporting, visual fault indication and an additional output for Fire Alarm Interface (FAI). Systems integration applications include system power, door strikes, mag locks, card readers and fire alarm interface for emergency exit.

FEATURES AND SPECIFICATIONS

Features

- Visual fault indication
- Relay Fault Output
- Switching technology
- Controlled current battery charging
- Additional output for Fire Alarm Interface (FAI)
- Short circuit protection
- Thermal protection
- Reverse polarity protection (PTC)
- UL-294
- CSA
- Limited Lifetime warranty

Listings

- UL 294



- CSA Certified



Specifications

- Input voltage: 120 VAC
- Input current: 3.3 Amp
- Output voltage: 12/24 VDC, Field selectable
- Output current rating: 8 amps continuous
 - 1 Standard uncontrolled output
 - 1 Fire Alarm Interface controlled output
- Ripple: < 0.240VAC p-p
- Operating Temperature : 0 °C to 50 °C
- Humidity : 85% @ 30 °C
- Maximum Battery Capacity : 17 AH
- Electronically regulated and filtered output
- Visual fault indicators :
 - AC presence: Green LED
 - DC presence: Red LED
- Fault Reporting:
 - AC Loss
 - Low Battery
 - High/Low DC

APPLICATIONS

- Fire Alarm Interface for emergency exit
- System power
- Door strikes
- Mag locks
- Card Readers
- Proximity readers

MECHANICAL

Board Dimensions

- 4.75" W x 6.25" L

Cabinet Dimensions/Weight


- CPS800C-UL/CSA - 11" W x 15" x 4" H • 15 lbs

ORDER INFORMATION

Order Number	Model Number	Description
01375	CPS800-UL/CSA	12/24V Field Selectable, 8 Amps, Board
01369	CPS800C-UL/CSA	12/24V Field Selectable, 8 Amps, Key Lockable Cabinet



CPS800-UL/CSA POWER SUPPLY/CHARGER



12/24 VDC, 8 amp switching power supply is agency listed for access control (UL 294 and CSA Certified). Features include field selectable voltage, Form "C" relay fault reporting, visual fault indication and an additional output for Fire Alarm Interface (FAI). Systems integration applications include system power, door strikes, mag locks, card readers and fire alarm interface for emergency exit.

FEATURES AND SPECIFICATIONS

Features

- Visual fault indication
- Relay Fault Output
- Switching technology
- Controlled current battery charging
- Additional output for Fire Alarm Interface (FAI)
- Short circuit protection
- Thermal protection
- Reverse polarity protection (PTC)
- UL-294
- CSA
- Limited Lifetime warranty

Listings

- UL 294



- CSA Certified



Specifications

- Input voltage: 120 VAC
- Input current: 3.3 Amp
- Output voltage: 12/24 VDC, Field selectable
- Output current rating: 8 amps continuous
 - 1 Standard uncontrolled output
 - 1 Fire Alarm Interface controlled output
- Ripple: < 0.240VAC p-p
- Operating Temperature : 0 °C to 50 °C
- Humidity : 85% @ 30 °C
- Maximum Battery Capacity : 17 AH
- Electronically regulated and filtered output
- Visual fault indicators :
 - AC presence: Green LED
 - DC presence: Red LED
- Fault Reporting:
 - AC Loss
 - Low Battery
 - High/Low DC

APPLICATIONS

- Fire Alarm Interface for emergency exit
- System power
- Door strikes
- Mag locks
- Card Readers
- Proximity readers

MECHANICAL

Board Dimensions

- 4.75" W x 6.25" L

Cabinet Dimensions/Weight

- CPS800C-UL/CSA - 11" W x 15" x 4" H • 15 lbs

ORDER INFORMATION

Order Number	Model Number	Description
01375	CPS800-UL/CSA	12/24V Field Selectable, 8 Amps, Board
01369	CPS800C-UL/CSA	12/24V Field Selectable, 8 Amps, Key Lockable Cabinet



ALARMSAF

CPS800C-UL/CSA-APD8F 8 OR 16 OUTPUT, ACCESS CONTROL POWER SUPPLY DISTRIBUTION SYSTEM



12/24 VDC, 8 amp power supply with access control power distribution system which provides 8 or 16 relay controlled, individually fuse protected lock outputs. System features include field selectable voltage, relay fault reporting, independently programmable outputs, 3 input option modes, visual fault and status indication and Fire Alarm Interface (FAI). System is available with 8 or 16 outputs. Systems integration applications include system power, door strikes, mag locks, card readers and fire alarm interface for emergency exit.

Agency listed (UL 294 and CSA Certified).

SYSTEM FEATURES

Features

- Latching or non-latching Fire Alarm Interface (FAI)
- Lock voltage can be isolated from control voltage
- Visual fault and status indication
- Relay fault output
- Switching technology
- Controlled current battery charging
- Short circuit protection

- Thermal protection
- Reverse polarity protection (PTC)
- Removable Terminal Strips
- Key lockable cabinet
- Limited lifetime warranty

Listings

- UL 294



- CSA Certified



SPECIFICATIONS

Power Distribution Specifications

- 8 or 16 outputs, individually programmable for:
 - Fail safe
 - Fail secure
 - Form "C" relay contact
 - Constant voltage for auxiliary devices
 - Fire Alarm Interface (FAI)
- 8 or 16 inputs, individually programmable for:
 - Negative or open collector trip
 - Positive trip
 - Isolated trip
- Lock output current: 3A/output, fuse protected
- Lock input trip current: .03A per input
- Lock relay contacts rated @ 28 VDC, 12A
- Visual status indicators :

- Input Activation:	Red LED per input
- Control Voltage Presence:	Green LED
- Fire Alarm Interface (FAI) status:	Green LED

Power Supply Specifications

- Input voltage: 120 VAC
- Input current: 3.3A
- Output voltage: 12/24 VDC, Field selectable
- Output current rating: 8A continuous
 - 1 Standard uncontrolled output
 - 1 Fire Alarm Interface (FAI) controlled output
- Ripple: < 0.240VAC
- Operating temperature : 0°C to 50°C
- Humidity : 85% @ 30°C
- Maximum Battery Capacity : 17 AH
- Electronically regulated and filtered output
- Visual fault indicators:

- AC presence:	Green LED
- DC presence:	Red LED
- Fault reporting:
 - AC Loss
 - Low Battery
 - High/Low DC

APPLICATIONS

- Mag lock control
- Door strike control
- Fire Alarm Interface for emergency exit
- Reader Power
- Request to Exit Power
- System power

MECHANICAL

Cabinet Dimensions

- CPS800C-UL/CSA-APD8F 11"W x 15" L x 4" D
- CPS800C-UL/CSA-APD8FX 15"W x 18" L x 4" D
- CPS800C-UL/CSA-APD16FX 15"W x 18" L x 4" D

ORDER INFORMATION

Order Number	Model Number	Description
02812	CPS800C-UL/CSA-APD8F	12/24 VDC, 8A power supply distribution system, 8 fuse protected outputs, agency listed.
02814	CPS800C-UL/CSA-APD8FX	12/24 VDC, 8A power supply distribution system, 8 fuse protected outputs, large cab., agency listed.
02816	CPS800C-UL/CSA-APD16FX	12/24 VDC, 8A power supply distribution system, 16 fuse protected outputs, agency listed.




ALARM SAF

65A Industrial Way, Wilmington, MA 01887-3499, USA, Voice:978-658-6717, Fax:978-658-8638 www.alarmsaf.com



ALARM SAF

CPS800C-UL/CSA-APD8 8 OR 16 OUTPUT, ACCESS CONTROL POWER SUPPLY DISTRIBUTION SYSTEM



12/24 VDC, 8 amp power supply with access control power distribution system which provides 8 or 16 relay controlled, individually PTC power limited lock outputs. System features include field selectable voltage, power limited output, relay fault reporting, independently programmable outputs, 3 input option modes, visual fault and status indication and Fire Alarm Interface (FAI). System is available with 8 or 16 outputs.

Systems integration applications include system power, door strikes, mag locks, card readers and fire alarm interface for emergency exit.

Agency listed (UL 294 and CSA Certified)

SYSTEM FEATURES

Features

- Latching or non-latching Fire Alarm Interface (FAI)
- Class 2, power limited
- Lock voltage can be isolated from control voltage
- Visual fault and status indication
- Relay fault output
- Switching technology
- Controlled current battery charging

- Short circuit protection
- Thermal protection
- Reverse polarity protection (PTC)
- Removable Terminal Strips
- Key lockable cabinet
- Limited lifetime warranty

Listings

- UL 294



- CSA Certified



SPECIFICATIONS

Power Distribution Specifications

- 8 or 16 outputs, individually power limited and programmable for:
 - Fail safe
 - Fail secure
 - Form 'C' relay contact
 - Constant voltage for auxiliary devices
 - Fire Alarm Interface (FAI)
- 8 or 16 inputs, individually programmable for:
 - Negative or open collector trip
 - Positive trip
 - Isolated trip
- Lock output current: Power limited @ 1.6A/output, PTC protected
- Lock input trip current: .03A per input
- Lock relay contacts rated @ 28 VDC, 12A
- Visual status indicators :

- Input Activation:	Red LED per input
- Control Voltage Presence:	Green LED
- Fire Alarm Interface (FAI) status:	Green LED

Power Supply Specifications

- Input voltage: 120 VAC
- Input current: 3.3A
- Output voltage: 12/24 VDC, Field selectable
- Output current rating: 8A continuous
 - 1 Standard uncontrolled output
 - 1 Fire Alarm Interface (FAI) controlled output
- Ripple: < 0.240VAC
- Operating temperature : 0°C to 50°C
- Humidity : 85% @ 30°C
- Maximum Battery Capacity : 17 AH
- Electronically regulated and filtered output
- Visual fault indicators:

- AC presence:	Green LED
- DC presence:	Red LED
- Fault reporting:
 - AC Loss
 - Low Battery
 - High/Low DC

APPLICATIONS

- Mag lock control
- Door strike control
- Fire Alarm Interface for emergency exit
- Reader Power
- Request to Exit Power
- System power

MECHANICAL

Cabinet Dimensions

- CPS800C-UL/CSA-APD8 11"W x 15" L x 4" D
- CPS800C-UL/CSA-APD8X 15"W x 18" L x 4" D
- CPS800C-UL/CSA-APD16X 15"W x 18" L x 4" D

ORDER INFORMATION

Order Number	Model Number	Description
02811	CPS800C-UL/CSA-APD8	12/24 VDC, 8A power supply distribution system, 8 PTC protected outputs, agency listed.
02813	CPS800C-UL/CSA-APD8X	12/24 VDC, 8A power supply distribution system, 8 PTC protected outputs, large cab., agency listed.
02815	CPS800C-UL/CSA-APD16X	12/24 VDC, 8A power supply distribution system, 16 PTC protected outputs, agency listed.




ALARM SAF

65A Industrial Way, Wilmington, MA 01887-3499, USA, Voice:978-658-6717, Fax:978-658-8638 www.alarmsaf.com



ALARM SAF

CPS800C-UL/CSA-APD8 8 OR 16 OUTPUT, ACCESS CONTROL POWER SUPPLY DISTRIBUTION SYSTEM



12/24 VDC, 8 amp power supply with access control power distribution system which provides 8 or 16 relay controlled, individually PTC power limited lock outputs. System features include field selectable voltage, power limited output, relay fault reporting, independently programmable outputs, 3 input option modes, visual fault and status indication and Fire Alarm Interface (FAI). System is available with 8 or 16 outputs.

Systems integration applications include system power, door strikes, mag locks, card readers and fire alarm interface for emergency exit.

Agency listed (UL 294 and CSA Certified)

SYSTEM FEATURES

Features

- Latching or non-latching Fire Alarm Interface (FAI)
- Class 2, power limited
- Lock voltage can be isolated from control voltage
- Visual fault and status indication
- Relay fault output
- Switching technology
- Controlled current battery charging

- Short circuit protection
- Thermal protection
- Reverse polarity protection (PTC)
- Removable Terminal Strips
- Key lockable cabinet
- Limited lifetime warranty

Listings

- UL 294



- CSA Certified



SPECIFICATIONS

Power Distribution Specifications

- 8 or 16 outputs, individually power limited and programmable for:
 - Fail safe
 - Fail secure
 - Form 'C' relay contact
 - Constant voltage for auxiliary devices
 - Fire Alarm Interface (FAI)
- 8 or 16 inputs, individually programmable for:
 - Negative or open collector trip
 - Positive trip
 - Isolated trip
- Lock output current: Power limited @ 1.6A/output, PTC protected
- Lock input trip current: .03A per input
- Lock relay contacts rated @ 28 VDC, 12A
- Visual status indicators :

- Input Activation:	Red LED per input
- Control Voltage Presence:	Green LED
- Fire Alarm Interface (FAI) status:	Green LED

Power Supply Specifications

- Input voltage: 120 VAC
- Input current: 3.3A
- Output voltage: 12/24 VDC, Field selectable
- Output current rating: 8A continuous
 - 1 Standard uncontrolled output
 - 1 Fire Alarm Interface (FAI) controlled output
- Ripple: < 0.240VAC
- Operating temperature : 0°C to 50°C
- Humidity : 85% @ 30°C
- Maximum Battery Capacity : 17 AH
- Electronically regulated and filtered output
- Visual fault indicators:

- AC presence:	Green LED
- DC presence:	Red LED
- Fault reporting:
 - AC Loss
 - Low Battery
 - High/Low DC

APPLICATIONS

- Mag lock control
- Door strike control
- Fire Alarm Interface for emergency exit
- Reader Power
- Request to Exit Power
- System power

MECHANICAL

Cabinet Dimensions

- CPS800C-UL/CSA-APD8 11"W x 15" L x 4" D
- CPS800C-UL/CSA-APD8X 15"W x 18" L x 4" D
- CPS800C-UL/CSA-APD16X 15"W x 18" L x 4" D

ORDER INFORMATION

Order Number	Model Number	Description
02811	CPS800C-UL/CSA-APD8	12/24 VDC, 8A power supply distribution system, 8 PTC protected outputs, agency listed.
02813	CPS800C-UL/CSA-APD8X	12/24 VDC, 8A power supply distribution system, 8 PTC protected outputs, large cab., agency listed.
02815	CPS800C-UL/CSA-APD16X	12/24 VDC, 8A power supply distribution system, 16 PTC protected outputs, agency listed.



ALARM SAF

65A Industrial Way, Wilmington, MA 01887-3499, USA, Voice:978-658-6717, Fax:978-658-8638 www.alarmsaf.com



ALARM SAF

CPS800C-UL/CSA-APD8F 8 OR 16 OUTPUT, ACCESS CONTROL POWER SUPPLY DISTRIBUTION SYSTEM



12/24 VDC, 8 amp power supply with access control power distribution system which provides 8 or 16 relay controlled, individually fuse protected lock outputs. System features include field selectable voltage, relay fault reporting, independently programmable outputs, 3 input option modes, visual fault and status indication and Fire Alarm Interface (FAI). System is available with 8 or 16 outputs. Systems integration applications include system power, door strikes, mag locks, card readers and fire alarm interface for emergency exit.

Agency listed (UL 294 and CSA Certified).

SYSTEM FEATURES

Features

- Latching or non-latching Fire Alarm Interface (FAI)
- Lock voltage can be isolated from control voltage
- Visual fault and status indication
- Relay fault output
- Switching technology
- Controlled current battery charging
- Short circuit protection

- Thermal protection
- Reverse polarity protection (PTC)
- Removable Terminal Strips
- Key lockable cabinet
- Limited lifetime warranty

Listings

- UL 294



- CSA Certified



SPECIFICATIONS

Power Distribution Specifications

- 8 or 16 outputs, individually programmable for:
 - Fail safe
 - Fail secure
 - Form "C" relay contact
 - Constant voltage for auxiliary devices
 - Fire Alarm Interface (FAI)
- 8 or 16 inputs, individually programmable for:
 - Negative or open collector trip
 - Positive trip
 - Isolated trip
- Lock output current: 3A/output, fuse protected
- Lock input trip current: .03A per input
- Lock relay contacts rated @ 28 VDC, 12A
- Visual status indicators :

- Input Activation:	Red LED per input
- Control Voltage Presence:	Green LED
- Fire Alarm Interface (FAI) status:	Green LED

Power Supply Specifications

- Input voltage: 120 VAC
- Input current: 3.3A
- Output voltage: 12/24 VDC, Field selectable
- Output current rating: 8A continuous
 - 1 Standard uncontrolled output
 - 1 Fire Alarm Interface (FAI) controlled output
- Ripple: < 0.240VAC
- Operating temperature : 0°C to 50°C
- Humidity : 85% @ 30°C
- Maximum Battery Capacity : 17 AH
- Electronically regulated and filtered output
- Visual fault indicators:

- AC presence:	Green LED
- DC presence:	Red LED
- Fault reporting:
 - AC Loss
 - Low Battery
 - High/Low DC

APPLICATIONS

- Mag lock control
- Door strike control
- Fire Alarm Interface for emergency exit
- Reader Power
- Request to Exit Power
- System power

MECHANICAL

Cabinet Dimensions

- CPS800C-UL/CSA-APD8F 11"W x 15" L x 4" D
- CPS800C-UL/CSA-APD8FX 15"W x 18" L x 4" D
- CPS800C-UL/CSA-APD16FX 15"W x 18" L x 4" D

ORDER INFORMATION

Order Number	Model Number	Description
02812	CPS800C-UL/CSA-APD8F	12/24 VDC, 8A power supply distribution system, 8 fuse protected outputs, agency listed.
02814	CPS800C-UL/CSA-APD8FX	12/24 VDC, 8A power supply distribution system, 8 fuse protected outputs, large cab., agency listed.
02816	CPS800C-UL/CSA-APD16FX	12/24 VDC, 8A power supply distribution system, 16 fuse protected outputs, agency listed.



ALARM SAF

65A Industrial Way, Wilmington, MA 01887-3499, USA, Voice:978-658-6717, Fax:978-658-8638 www.alarmsaf.com



ALARM SAF

CPS800C-UL/CSA-APD8F 8 OR 16 OUTPUT, ACCESS CONTROL POWER SUPPLY DISTRIBUTION SYSTEM



12/24 VDC, 8 amp power supply with access control power distribution system which provides 8 or 16 relay controlled, individually fuse protected lock outputs. System features include field selectable voltage, relay fault reporting, independently programmable outputs, 3 input option modes, visual fault and status indication and Fire Alarm Interface (FAI). System is available with 8 or 16 outputs. Systems integration applications include system power, door strikes, mag locks, card readers and fire alarm interface for emergency exit.

Agency listed (UL 294 and CSA Certified).

SYSTEM FEATURES

Features

- Latching or non-latching Fire Alarm Interface (FAI)
- Lock voltage can be isolated from control voltage
- Visual fault and status indication
- Relay fault output
- Switching technology
- Controlled current battery charging
- Short circuit protection

- Thermal protection
- Reverse polarity protection (PTC)
- Removable Terminal Strips
- Key lockable cabinet
- Limited lifetime warranty

Listings

- UL 294



- CSA Certified



SPECIFICATIONS

Power Distribution Specifications

- 8 or 16 outputs, individually programmable for:
 - Fail safe
 - Fail secure
 - Form "C" relay contact
 - Constant voltage for auxiliary devices
 - Fire Alarm Interface (FAI)
- 8 or 16 inputs, individually programmable for:
 - Negative or open collector trip
 - Positive trip
 - Isolated trip
- Lock output current: 3A/output, fuse protected
- Lock input trip current: .03A per input
- Lock relay contacts rated @ 28 VDC, 12A
- Visual status indicators :

- Input Activation:	Red LED per input
- Control Voltage Presence:	Green LED
- Fire Alarm Interface (FAI) status:	Green LED

Power Supply Specifications

- Input voltage: 120 VAC
- Input current: 3.3A
- Output voltage: 12/24 VDC, Field selectable
- Output current rating: 8A continuous
 - 1 Standard uncontrolled output
 - 1 Fire Alarm Interface (FAI) controlled output
- Ripple: < 0.240VAC
- Operating temperature : 0°C to 50°C
- Humidity : 85% @ 30°C
- Maximum Battery Capacity : 17 AH
- Electronically regulated and filtered output
- Visual fault indicators:

- AC presence:	Green LED
- DC presence:	Red LED
- Fault reporting:
 - AC Loss
 - Low Battery
 - High/Low DC

APPLICATIONS

- Mag lock control
- Door strike control
- Fire Alarm Interface for emergency exit
- Reader Power
- Request to Exit Power
- System power

MECHANICAL

Cabinet Dimensions

- CPS800C-UL/CSA-APD8F 11"W x 15" L x 4" D
- CPS800C-UL/CSA-APD8FX 15"W x 18" L x 4" D
- CPS800C-UL/CSA-APD16FX 15"W x 18" L x 4" D

ORDER INFORMATION

Order Number	Model Number	Description
02812	CPS800C-UL/CSA-APD8F	12/24 VDC, 8A power supply distribution system, 8 fuse protected outputs, agency listed.
02814	CPS800C-UL/CSA-APD8FX	12/24 VDC, 8A power supply distribution system, 8 fuse protected outputs, large cab., agency listed.
02816	CPS800C-UL/CSA-APD16FX	12/24 VDC, 8A power supply distribution system, 16 fuse protected outputs, agency listed.




ALARM SAF

65A Industrial Way, Wilmington, MA 01887-3499, USA, Voice:978-658-6717, Fax:978-658-8638 www.alarmsaf.com



ALARM SAF

CPS800C-UL/CSA-APD8 8 OR 16 OUTPUT, ACCESS CONTROL POWER SUPPLY DISTRIBUTION SYSTEM



12/24 VDC, 8 amp power supply with access control power distribution system which provides 8 or 16 relay controlled, individually PTC power limited lock outputs. System features include field selectable voltage, power limited output, relay fault reporting, independently programmable outputs, 3 input option modes, visual fault and status indication and Fire Alarm Interface (FAI). System is available with 8 or 16 outputs.

Systems integration applications include system power, door strikes, mag locks, card readers and fire alarm interface for emergency exit.

Agency listed (UL 294 and CSA Certified)

SYSTEM FEATURES

Features

- Latching or non-latching Fire Alarm Interface (FAI)
- Class 2, power limited
- Lock voltage can be isolated from control voltage
- Visual fault and status indication
- Relay fault output
- Switching technology
- Controlled current battery charging

- Short circuit protection
- Thermal protection
- Reverse polarity protection (PTC)
- Removable Terminal Strips
- Key lockable cabinet
- Limited lifetime warranty

Listings

- UL 294



- CSA Certified



SPECIFICATIONS

Power Distribution Specifications

- 8 or 16 outputs, individually power limited and programmable for:
 - Fail safe
 - Fail secure
 - Form 'C' relay contact
 - Constant voltage for auxiliary devices
 - Fire Alarm Interface (FAI)
- 8 or 16 inputs, individually programmable for:
 - Negative or open collector trip
 - Positive trip
 - Isolated trip
- Lock output current: Power limited @ 1.6A/output, PTC protected
- Lock input trip current: .03A per input
- Lock relay contacts rated @ 28 VDC, 12A
- Visual status indicators :

- Input Activation:	Red LED per input
- Control Voltage Presence:	Green LED
- Fire Alarm Interface (FAI) status:	Green LED

Power Supply Specifications

- Input voltage: 120 VAC
- Input current: 3.3A
- Output voltage: 12/24 VDC, Field selectable
- Output current rating: 8A continuous
 - 1 Standard uncontrolled output
 - 1 Fire Alarm Interface (FAI) controlled output
- Ripple: < 0.240VAC
- Operating temperature : 0°C to 50°C
- Humidity : 85% @ 30°C
- Maximum Battery Capacity : 17 AH
- Electronically regulated and filtered output
- Visual fault indicators:

- AC presence:	Green LED
- DC presence:	Red LED
- Fault reporting:
 - AC Loss
 - Low Battery
 - High/Low DC

APPLICATIONS

- Mag lock control
- Door strike control
- Fire Alarm Interface for emergency exit
- Reader Power
- Request to Exit Power
- System power

MECHANICAL

Cabinet Dimensions

- CPS800C-UL/CSA-APD8 11"W x 15" L x 4" D
- CPS800C-UL/CSA-APD8X 15"W x 18" L x 4" D
- CPS800C-UL/CSA-APD16X 15"W x 18" L x 4" D

ORDER INFORMATION

Order Number	Model Number	Description
02811	CPS800C-UL/CSA-APD8	12/24 VDC, 8A power supply distribution system, 8 PTC protected outputs, agency listed.
02813	CPS800C-UL/CSA-APD8X	12/24 VDC, 8A power supply distribution system, 8 PTC protected outputs, large cab., agency listed.
02815	CPS800C-UL/CSA-APD16X	12/24 VDC, 8A power supply distribution system, 16 PTC protected outputs, agency listed.




ALARM SAF

65A Industrial Way, Wilmington, MA 01887-3499, USA, Voice:978-658-6717, Fax:978-658-8638 www.alarmsaf.com



CPS80 POWER SUPPLY/CHARGER



12/24 VDC, 8 amp switching power supply for access control and security systems integration. Features include field selectable voltage, Form "C" relay fault reporting, visual fault indication and an additional output for Fire Alarm Interface (FAI). Systems integration applications include system power, door strikes, mag locks, card readers and fire alarm interface for emergency exit.

FEATURES AND SPECIFICATIONS

Features

- Visual fault indication
- Relay Fault Output
- Switching technology
- Controlled current battery charging
- Additional output for Fire Alarm Interface (FAI)
- Short circuit protection
- Thermal protection
- Reverse polarity protection (PTC)
- Limited Lifetime warranty

Specifications

- Input voltage: 120 VAC
- Input current: 3.3 Amp
- Output voltage: 12/24 VDC, Field selectable
- Output current rating: 8 amps continuous
 - 1 Standard uncontrolled output
 - 1 Fire Alarm Interface controlled output
- Ripple: < 0.240VAC p-p
- Operating Temperature : 0 °C to 50 °C
- Humidity : 85% @ 30 °C
- Maximum Battery Capacity : 17 AH
- Electronically regulated and filtered output
- Visual fault indicators :
 - AC presence: Green LED
 - DC presence: Red LED
- Fault Reporting:
 - AC Loss
 - Low Battery
 - High/Low DC

APPLICATONS

- Fire Alarm Interface for emergency exit
- System power
- Door strikes
- Mag locks
- Card Readers
- Proximity readers

MECHANICAL

Board Dimensions

- 4.75"W x 6.25"L

Cabinet Dimensions/Weight

- CPS80 - 11"W x 15" x 4"H • 15 lbs


ORDER INFORMATION

Order Number	Model Number	Description
00864	CPS80	12/24V Field Selectable, 8 Amps, Board
00865	CPS80C	12/24V Field Selectable, 8 Amps, Key Lockable Cabinet



ALARM SAF

MULTI-FUNCTION TIMER (CVM)



The Alarm-Saf CVM-60 is a multi-function timer that offers a full range of functions. Some of the major features are: positive or negative trip, and a delay time that can be set from 1 second to 4 hours. The CVM-60 has multiple modes of operation and provides all of the commonly used functions: Delay on Operate, Delay on Release, One Shot, and Pulse Mode.

DIMENSIONS

Board Size

- 3.00" L x 3.50" W x 1.25" H
- 7.62cm L x 8.89cm W x 3.17cm H

SPECIFICATIONS

Voltage Range

- 12-24VAC

Relay Contacts

- 3 Amps @ 26VDC
- 2 Amps @ 120VAC

Time Ranges

- 1 Second - 1 Minute
- 4 Seconds - 4 Minutes
- 32 Seconds - 32 Minutes
- 4 Minutes - 4 Hours

Current Consumption

- During Timing — 5 mA
- Relay Activated — 40 mA

Temperature Range

- 0°C to 50°C
- 32°F to 120°F

Mounting

- Double Stick Tape
- Screw Mount

FEATURES

- Four Adjustable Time Ranges
- Multiple Modes of Operation
- Delay on Operate
- Delay on Release
- One Shot
- Pulsing
- Form "C" Contacts
- Timing Range Out to (4) Hours
- "Quick-Set Feature" Setup in One Minute
- Mini-dip Switching Between Timing Ranges
- Extreme Accuracy and Repeatability
- LED Indicator for Active Relay


TYPICAL USES

- Access Control
- Entry/Exit Delay
- Local Alarm Cut-off
- Local Alarm Delay
- Pulsing Light or Sound
- Timed Door Annunciator
- AC Line Monitor
- Guard Tour Supervisory Timer
- Used with Electric Door Releases, Solenoids, Electric Locks, etc.
- Area Access Shunting
- Dialer Delay



ALARM SAF

MODULAR POWER SUPPLY/BATTERY CHARGER



12/24VDC @ 2A to 5A Board Level

This family of Power Supply / Battery Chargers allows the applications engineer to provide an integrated approach to system design. These modules allow for installation and mounting within a custom cabinet or enclosure to provide power for doorstrikes, maglocks, card readers, proximity readers and other equipment used in security system integration applications. These versatile power supplies / battery chargers feature full regulation and filtering, short circuit and thermal protection, and linear design technology.

FEATURES

- 12 or 24VDC
- 2 to 5A current capability
- Thermal protection
- Fault status reporting
- Fully regulated and filtered
- Fault relay (see specifications)
- Reverse polarity protection
- Fused battery output
- Lead acid battery compatible
- Linear technology for proximity reader compatibility
- Modular
- Limited lifetime warranty

APPLICATIONS

- Auxiliary or system power
- Proximity or card reader power
- Local or central doorstrike power
- Local or central maglock power
- DC CCTV camera power
- Auxiliary battery charging

SPECIFICATIONS

	PS2-BD	PS3-BD	PSS-BD	PSS-12040-BD	PSS-24040-BD
Output Voltage	12/24VDC	12/24VDC	12/24VDC	12VDC	24VDC
Output Current	2A (Note 1)	3A	5A (Note2)	5A (Note2)	5A (Note2)
Ripple (RMS)	.005VAC@.25A .14VAC@1.6A	.005VAC@.5A .14VAC@2.5A	.005VAC@.5A .14VAC@.4A	.005VAC@.5A .14VAC@.4A	.005VAC@.5A .14VAC@.4A
Input Voltage	Note 3	Note 3	Note 3	17.5VAC	28.2VAC
Battery Charge Capacity	14Ah (Note 4)	20Ah (Note 4)	38Ah (Note 4)	38Ah (Note 4)	38Ah (Note 4)
Fault Output Type	Voltage	Voltage	Voltage	Form C	Form C
Trouble Relay	No	No	No	Yes	Yes
Fault Detection	AC fuse, Battery fuse, Low battery				
Visual indicators (LEDs)	AC: Green, Common fault: Yellow				
Temperature Range	32° to 120°F (0° to 50°C)				
Humidity	85% @ 85°F (29.4°C)				
Fuse Type/Rating	Glass tube, 10A battery fuse, 10A AC fuse				
Dimensions	5.1"L x 7"W x 1.62"H (13cm x 17.8cm x 4.1cm)				

NOTE 1: For continuous current draw derate to 1.5A

NOTE 2: For continuous current draw derate to 4A

NOTE 3: Input voltage is dependent on the output voltage setting. 12V output requires a 17.5VAC transformer. 24V output requires a 28.2VAC transformer.

NOTE 4: Maximum current drawn from these units is affected by battery size used. Maximum allowed load current is 10% of the battery Ah rating as a dedicated battery charging current. **EXAMPLE:** To charge a 17 Ah battery from a PS5, allow 1.7 A for battery charging, which leaves 3.3 A for the system load (5-1.7=3.3).


ORDER INFORMATION

ORDER NUMBER	MODEL NUMBER	DESCRIPTION	Recommended Transformer @12V		Recommended Transformer @24V	
			ORDER #	MODEL #	ORDER #	MODEL #
00804	PS2-BD	12/24VDC 2A Power Supply	00602	T16V50	00618 00629	T24V4A T24V4W
00805	PS3-BD	12/24VDC 3A Power Supply	00606	T12V5A	00607	T24V5A
00806	PSS-BD	12/24VDC 5A Power Supply	00606	T12V5A	00607	T24V5A
00844	PSS-12040-BD	12VDC 5A Power Supply	00606	T12V5A	N/A	N/A
00845	PSS-24040-BD	24VDC 5A Power Supply	N/A	N/A	00607	T24V5A



ALARM SAF

POWER SUPPLY/BATTERY CHARGER (FMC)



12 VDC @ 1 to 1½ Amp

The FMC Power Supply / Charger provides 12 VDC at 1 to 1½ amperes for use in powering access control, burglar, and auxiliary control systems. The units are supplied with a class 2 transformer and painted steel, locking enclosure for a secure installation. Self contained battery capacity ranges from 4 to 14 amhours.

DIMENSIONS

Cabinet Size

- FMC-12/10-BFS
 - 8" H x 7" W x 3.5" D
 - 20.3cm x 17.8cm x 8.9cm
- FMC-12/15-BFS
 - 12" H x 12" W x 4" D
 - 30.5cm x 30.5cm x 10.16cm

Cabinet Weight

- FMC-12/10-BFS
 - 5 lbs. 1 oz., 2.34 kg Less Batteries
- FMC-12/15-BFS
 - 8 lbs. 5 oz., 3.77 kg Less batteries

Battery Space

- FMC-12/10-BFS
 - 4¼" H x 7" W x 3.5" D
 - 10.8cm x 17.8cm x 8.9cm
- FMC-12/15-BFS
 - 4¼" H x 12" W x 4" D
 - 10.8cm x 30.5cm x 10.16cm

SPECIFICATIONS

Input Characteristics

- B01
 - 16.5VAC, +/- 10%, 1 Phase, 2 Amp max., 40 VA
- B02
 - 16.5VAC, +/- 10%, 1 Phase, 3 Amp max., 50 VA

Output Characteristics

- FMC-12/10-BFS
 - Voltage: 12VDC Nominal, Set @ 13.2VDC
 - Current: 1ADC
 - Ripple:005VAC_{RMS} @ ¾ADC
 - Battery Capacity: 4 Ah
- FMC-12/15-BFS
 - Voltage: 12VDC Nominal, Set @ 13.2VDC
 - Current: 1½ADC
 - Ripple:005VAC_{RMS} @ ½ADC
 - Battery Capacity: 14 Ah

Overcurrent Protection

- Electronically Limited
- Battery Reverse Polarity Protection: Fuse
- Electronically Limited Regulators
- Thermal Protection: Electronically Limited
- Battery Chemistry: Lead Acid

Fault Detection Conditions Reported

- High Battery Output
- Low Battery Output
- AC Fuse/AC Presence
- Battery Fuse

Visual Indicators

- AC Presence: Green LED
- Faults: Yellow LEDs

TYPICAL USES

- System Power for burglar, access control
- Auxiliary Power for burglar, access control
- Proximity Reader Power
- Card Reader Power
- DC CCTV Camera Power
- Auxiliary Battery Charger
- Doorstrike Power
- Maglock Power

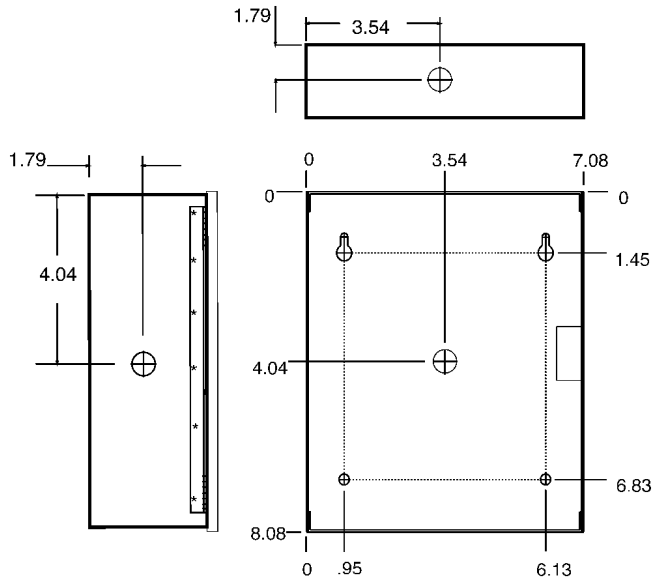
ORDER INFORMATION

Order Information		Output			Physical Information		
Order#	Model Number	Voltage	Current	Charge Capacity	Cabinet Space	Supplied Batteries	Cabinet
00903	FMC-12/10-BFS	12 VDC	1 A	4 Ah	4 Ah		B01
00909	FMC-12/10-BFS-CAN*	12 VDC	1 A	4 Ah	4 Ah		B01
00904	FMC-12/10-BFS-1B4	12 VDC	1 A	4 Ah	4 Ah	4 Ah	B01
00910	FMC-12/10-BFS-CAN-1B4*	12 VDC	1 A	4 Ah	4 Ah	4 Ah	B01
00905	FMC-12/15-BFS	12 VDC	1½ A	14 Ah	14 Ah		B02
00911	FMC-12/15-BFS-CAN*	12 VDC	1½ A	14 Ah	14 Ah		B02
00906	FMC-12/15-BFS-1B7	12 VDC	1½ A	14 Ah	14 Ah	7 Ah	B02
00912	FMC-12/15-BFS-CAN-1B7*	12 VDC	1½ A	14 Ah	14 Ah	7 Ah	B02
00907	FMC-12/15-BFS-2B7	12 VDC	1½ A	14 Ah	14 Ah	14 Ah	B02
00913	FMC-12/15-BFS-CAN-2B7*	12 VDC	1½ A	14 Ah	14 Ah	14 Ah	B02
00908	FMC-12/15-HW-1B7	12 VDC	1½ A	14 Ah	14 Ah	14 Ah	B02

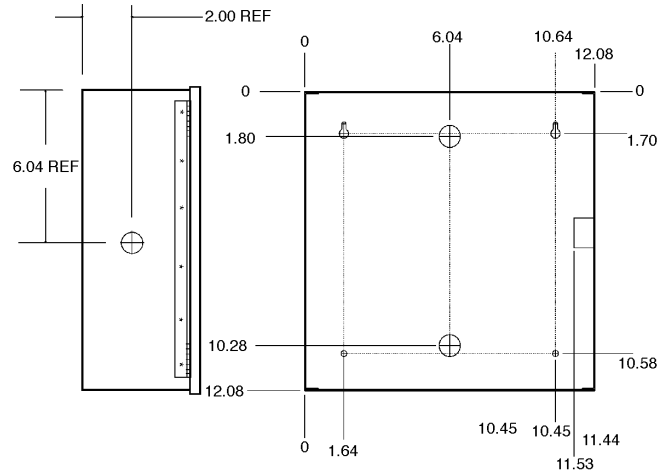
* Denotes Canadian commercial units utilizing CSA Transformer

TYPICAL LAYOUT

B01 Cabinet




B02 Cabinet





ALARM SAF

POWER SUPPLY/BATTERY CHARGER (FMC)



12 VDC @ ¾ to 1½ Amp

The FMC Power Supply / Charger provides 12 VDC at ¾ to 1½ amperes for use in powering access control, burglar, and auxiliary control systems. The units are available in several UL versions with a class 2 transformer and painted steel, locking enclosure for a secure installation. The self contained battery capacity ranges from 4 to 14 amhours.

DIMENSIONS

Cabinet Size

- FMC-12/10-BFS-UL
 - 8"H x 7"W x 3.5"D
 - 20.3cm x 17.8cm x 8.9cm
- FMC-12/15-BFS-UL
 - 12"H x 12"W x 4"D
 - 30.5cm x 30.5cm x 10.16cm

Cabinet Weight

- FMC-12/10-BFS-UL
 - 5 lbs. 1 oz., 2.34 kg Less Batteries
- FMC-12/15-BFS-UL
 - 8 lbs. 5 oz., 3.77 kg Less batteries

Battery Space

- FMC-12/10-BFS-UL
 - 4¼"H x 7"W x 3.5"D
 - 10.8cm x 17.8cm x 8.9cm
- FMC-12/15-BFS-UL
 - 4¼"H x 12"W x 4"D
 - 10.8cm x 30.5cm x 10.16cm

SPECIFICATIONS

Input Characteristics

- FMC-12/10-BFS/UL
 - 16.5VAC, +/- 10%, 1 Phase, 2 Amp max., 40 VA
- FMC-12/15-BFS/UL
 - 16.5VAC, +/- 10%, 1 Phase, 3 Amp max., 50 VA

Output Characteristics

- FMC-12/10-BFS/UL
 - Power Limited
 - Voltage: 12VDC Nominal, Set @ 13.2VDC
 - Current: ¾ADC
 - Ripple:005VAC_{RMS} @ ¾ADC
 - Battery Capacity: ... 4 Ah
- FMC-12/15-BFS/UL
 - Power Limited
 - Voltage: 12VDC Nominal, Set @ 13.2VDC
 - Current: 1½ADC
 - Ripple:005VAC_{RMS} @ ½ADC
 - Battery Capacity: ... 14 Ah

Overcurrent Protection

- Electronically Limited
- Battery Reverse Polarity Protection: PTC*
- Electronically Limited Regulators
- Thermal Protection: Electronically Limited
- Battery Chemistry: Lead Acid

Fault Detection Conditions Reported

- High Battery
- Low Battery
- AC Fuse/AC Presence
- Battery Fuse

Visual Indicators

- AC Presence: Green LED
- Faults: Yellow LED

Temperature Range

- 32°F to 120°F
- 0°C to 50°C

Humidity

- 85% @ 85°F (29.4°C)

* Polyswitch Circuit Protector

LISTINGS

UL

- UL 294: Access Control System Units
- UL 603: Local Burglar Alarm Units and Systems

TYPICAL USES

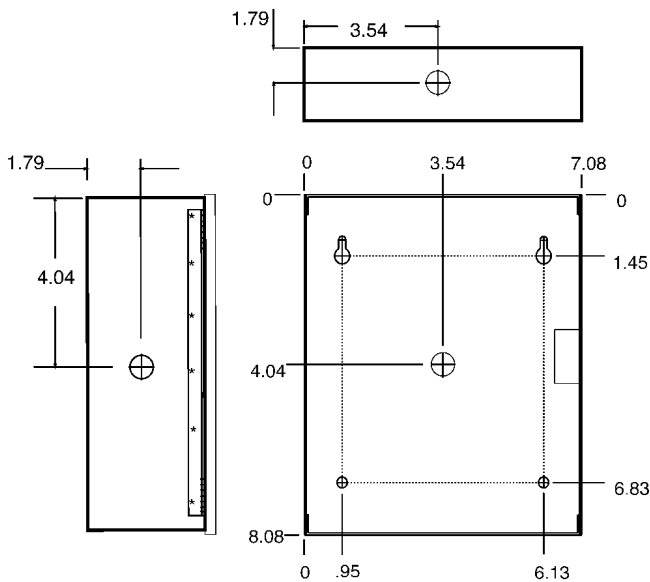
- Auxiliary Power for burglar, access control
- System Power for burglar, access control
- Proximity Reader Power
- Card Reader Power
- DC CCTV Camera Power
- Auxiliary Battery Charger
- Door Strike Power
- Maglock Power

ORDER INFORMATION

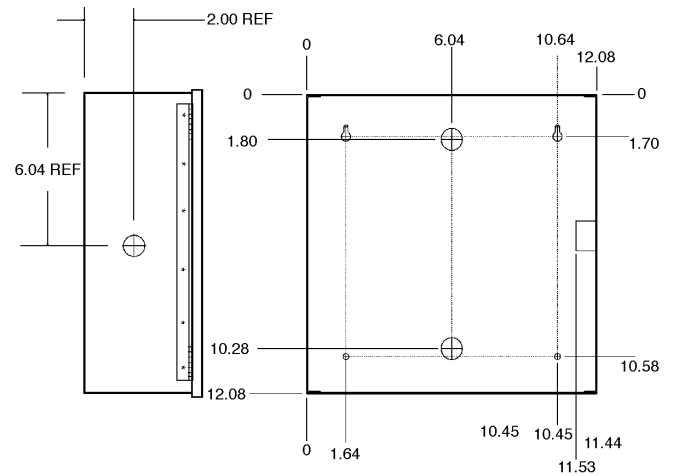
Order Information		Output		Physical Information				Application		
Order#	Model Number	Voltage	Current	Charge Capacity	Cabinet Space	Supplied Batteries	Cabinet	Power Limited	Access	Burg
01401	FMC-12/10-BFS/UL	12 VDC	¾ A	4 Ah	4 Ah		B01	•	•	•
01402	FMC-12/10-BFS/UL-1B4	12 VDC	¾ A	4 Ah	4 Ah	4 Ah	B01	•	•	•
01403	FMC-12/15-BFS/UL	12 VDC	1½ A	14 Ah	14 Ah		B02	•	•	•
01404	FMC-12/15-BFS/UL-2B7	12 VDC	1½ A	14 Ah	14 Ah	14 Ah	B02	•	•	•

TYPICAL LAYOUT

B01 Cabinet




B02 Cabinet





ALARM SAF

POWER SUPPLY/BATTERY CHARGER (FMC)



12 VDC @ 1 to 1½ Amp

The FMC Power Supply / Charger provides 12 VDC at 1 to 1½ amperes for use in powering access control, burglar, and auxiliary control systems. The units are supplied with a class 2 transformer and painted steel, locking enclosure for a secure installation. Self contained battery capacity ranges from 4 to 14 amphours.

DIMENSIONS

Cabinet Size

- FMC-12/10-BFS
 - 8" H x 7" W x 3.5" D
 - 20.3cm x 17.8cm x 8.9cm
- FMC-12/15-BFS
 - 12" H x 12" W x 4" D
 - 30.5cm x 30.5cm x 10.16cm

Cabinet Weight

- FMC-12/10-BFS
 - 5 lbs. 1 oz., 2.34 kg Less Batteries
- FMC-12/15-BFS
 - 8 lbs. 5 oz., 3.77 kg Less batteries

Battery Space

- FMC-12/10-BFS
 - 4¼" H x 7" W x 3.5" D
 - 10.8cm x 17.8cm x 8.9cm
- FMC-12/15-BFS
 - 4¼" H x 12" W x 4" D
 - 10.8cm x 30.5cm x 10.16cm

SPECIFICATIONS

Input Characteristics

- B01
 - 16.5VAC, +/- 10%, 1 Phase, 2 Amp max., 40 VA
- B02
 - 16.5VAC, +/- 10%, 1 Phase, 3 Amp max., 50 VA

Output Characteristics

- FMC-12/10-BFS
 - Voltage: 12VDC Nominal, Set @ 13.2VDC
 - Current: 1ADC
 - Ripple:005VAC_{RMS} @ ¾ADC
 - Battery Capacity: 4 Ah
- FMC-12/15-BFS
 - Voltage: 12VDC Nominal, Set @ 13.2VDC
 - Current: 1½ADC
 - Ripple:005VAC_{RMS} @ ½ADC
 - Battery Capacity: 14 Ah

Overcurrent Protection

- Electronically Limited
- Battery Reverse Polarity Protection: Fuse
- Electronically Limited Regulators
- Thermal Protection: Electronically Limited
- Battery Chemistry: Lead Acid

Fault Detection Conditions Reported

- High Battery Output
- Low Battery Output
- AC Fuse/AC Presence
- Battery Fuse

Visual Indicators

- AC Presence: Green LED
- Faults: Yellow LEDs

TYPICAL USES

- System Power for burglar, access control
- Auxiliary Power for burglar, access control
- Proximity Reader Power
- Card Reader Power
- DC CCTV Camera Power
- Auxiliary Battery Charger
- Doorstrike Power
- Maglock Power

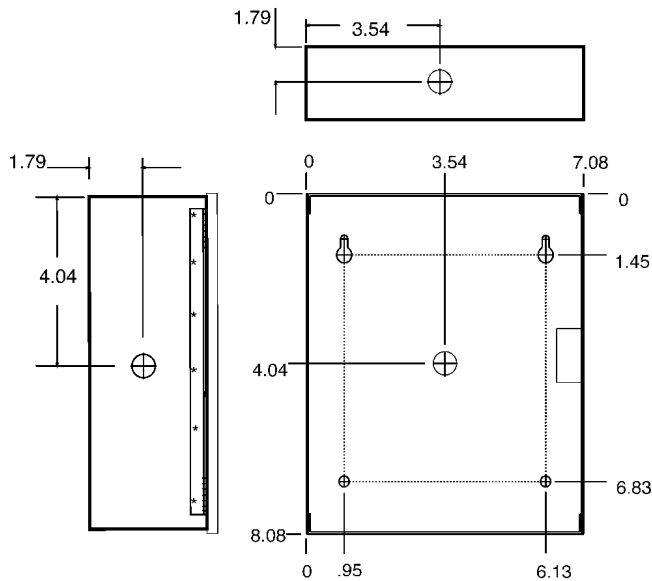
ORDER INFORMATION

Order Information		Output			Physical Information		
Order#	Model Number	Voltage	Current	Charge Capacity	Cabinet Space	Supplied Batteries	Cabinet
00903	FMC-12/10-BFS	12 VDC	1 A	4 Ah	4 Ah		B01
00909	FMC-12/10-BFS-CAN*	12 VDC	1 A	4 Ah	4 Ah		B01
00904	FMC-12/10-BFS-1B4	12 VDC	1 A	4 Ah	4 Ah	4 Ah	B01
00910	FMC-12/10-BFS-CAN-1B4*	12 VDC	1 A	4 Ah	4 Ah	4 Ah	B01
00905	FMC-12/15-BFS	12 VDC	1½ A	14 Ah	14 Ah		B02
00911	FMC-12/15-BFS-CAN*	12 VDC	1½ A	14 Ah	14 Ah		B02
00906	FMC-12/15-BFS-1B7	12 VDC	1½ A	14 Ah	14 Ah	7 Ah	B02
00912	FMC-12/15-BFS-CAN-1B7*	12 VDC	1½ A	14 Ah	14 Ah	7 Ah	B02
00907	FMC-12/15-BFS-2B7	12 VDC	1½ A	14 Ah	14 Ah	14 Ah	B02
00913	FMC-12/15-BFS-CAN-2B7*	12 VDC	1½ A	14 Ah	14 Ah	14 Ah	B02
00908	FMC-12/15-HW-1B7	12 VDC	1½ A	14 Ah	14 Ah	14 Ah	B02

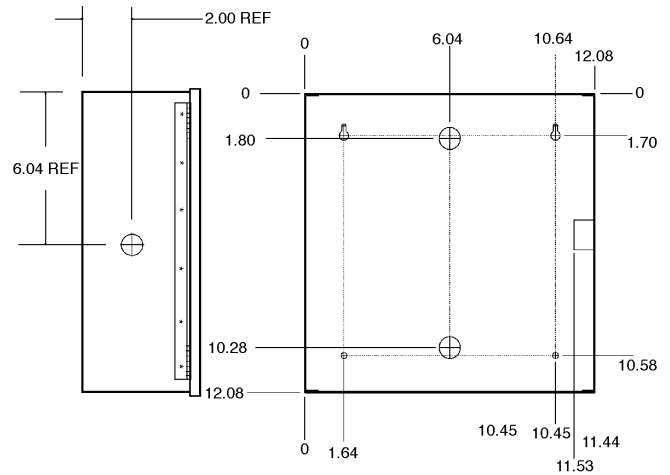
* Denotes Canadian commercial units utilizing CSA Transformer

TYPICAL LAYOUT

B01 Cabinet




B02 Cabinet





ALARM SAF

POWER SUPPLY/BATTERY CHARGER (FMC)



12 VDC @ ¾ to 1½ Amp

The FMC Power Supply / Charger provides 12 VDC at ¾ to 1½ amperes for use in powering access control, burglar, and auxiliary control systems. The units are available in several UL versions with a class 2 transformer and painted steel, locking enclosure for a secure installation. The self contained battery capacity ranges from 4 to 14 amhours.

DIMENSIONS

Cabinet Size

- FMC-12/10-BFS-UL
 - 8"H x 7"W x 3.5"D
 - 20.3cm x 17.8cm x 8.9cm
- FMC-12/15-BFS-UL
 - 12"H x 12"W x 4"D
 - 30.5cm x 30.5cm x 10.16cm

Cabinet Weight

- FMC-12/10-BFS-UL
 - 5 lbs. 1 oz., 2.34 kg Less Batteries
- FMC-12/15-BFS-UL
 - 8 lbs. 5 oz., 3.77 kg Less batteries

Battery Space

- FMC-12/10-BFS-UL
 - 4¼"H x 7"W x 3.5"D
 - 10.8cm x 17.8cm x 8.9cm
- FMC-12/15-BFS-UL
 - 4¼"H x 12"W x 4"D
 - 10.8cm x 30.5cm x 10.16cm

SPECIFICATIONS

Input Characteristics

- FMC-12/10-BFS/UL
 - 16.5VAC, +/- 10%, 1 Phase, 2 Amp max., 40 VA
- FMC-12/15-BFS/UL
 - 16.5VAC, +/- 10%, 1 Phase, 3 Amp max., 50 VA

Output Characteristics

- FMC-12/10-BFS/UL
 - Power Limited
 - Voltage: 12VDC Nominal, Set @ 13.2VDC
 - Current: ¾ADC
 - Ripple:005VAC_{RMS} @ ¾ADC
 - Battery Capacity: ... 4 Ah
- FMC-12/15-BFS/UL
 - Power Limited
 - Voltage: 12VDC Nominal, Set @ 13.2VDC
 - Current: 1½ADC
 - Ripple:005VAC_{RMS} @ ½ADC
 - Battery Capacity: ... 14 Ah

Overcurrent Protection

- Electronically Limited
- Battery Reverse Polarity Protection: PTC*
- Electronically Limited Regulators
- Thermal Protection: Electronically Limited
- Battery Chemistry: Lead Acid

Fault Detection Conditions Reported

- High Battery
- Low Battery
- AC Fuse/AC Presence
- Battery Fuse

Visual Indicators

- AC Presence: Green LED
- Faults: Yellow LED

Temperature Range

- 32°F to 120°F
- 0°C to 50°C

Humidity

- 85% @ 85°F (29.4°C)

* Polyswitch Circuit Protector

LISTINGS

UL

- UL 294: Access Control System Units
- UL 603: Local Burglar Alarm Units and Systems

TYPICAL USES

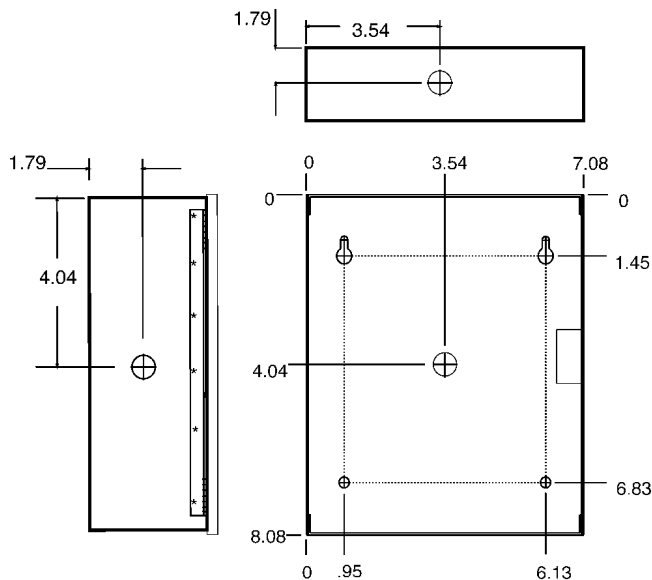
- Auxiliary Power for burglar, access control
- System Power for burglar, access control
- Proximity Reader Power
- Card Reader Power
- DC CCTV Camera Power
- Auxiliary Battery Charger
- Door Strike Power
- Maglock Power

ORDER INFORMATION

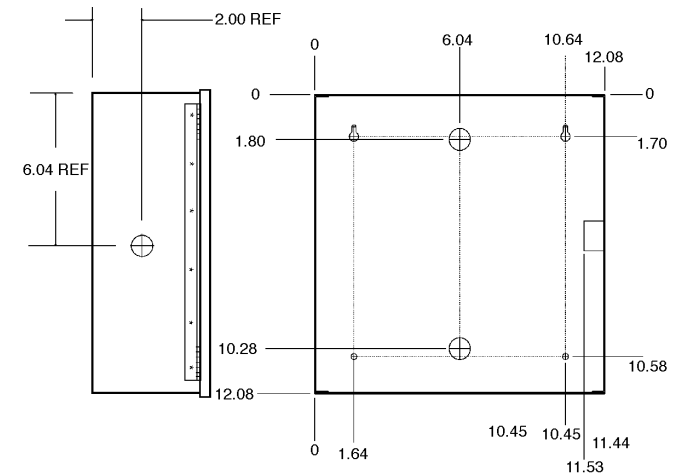
Order Information		Output		Physical Information				Application		
Order#	Model Number	Voltage	Current	Charge Capacity	Cabinet Space	Supplied Batteries	Cabinet	Power Limited	Access	Burg
01401	FMC-12/10-BFS/UL	12 VDC	¾ A	4 Ah	4 Ah		B01	•	•	•
01402	FMC-12/10-BFS/UL-1B4	12 VDC	¾ A	4 Ah	4 Ah	4 Ah	B01	•	•	•
01403	FMC-12/15-BFS/UL	12 VDC	1½ A	14 Ah	14 Ah		B02	•	•	•
01404	FMC-12/15-BFS/UL-2B7	12 VDC	1½ A	14 Ah	14 Ah	14 Ah	B02	•	•	•

TYPICAL LAYOUT

B01 Cabinet




B02 Cabinet





ALARM SAF

MODULAR POWER SUPPLY/BATTERY CHARGER



12/24VDC @ 2A to 5A Board Level

This family of Power Supply / Battery Chargers allows the applications engineer to provide an integrated approach to system design. These modules allow for installation and mounting within a custom cabinet or enclosure to provide power for doorstrikes, maglocks, card readers, proximity readers and other equipment used in security system integration applications. These versatile power supplies / battery chargers feature full regulation and filtering, short circuit and thermal protection, and linear design technology.

FEATURES

- 12 or 24VDC
- 2 to 5A current capability
- Thermal protection
- Fault status reporting
- Fully regulated and filtered
- Fault relay (see specifications)
- Reverse polarity protection
- Fused battery output
- Lead acid battery compatible
- Linear technology for proximity reader compatibility
- Modular
- Limited lifetime warranty

APPLICATIONS

- Auxiliary or system power
- Proximity or card reader power
- Local or central doorstrike power
- Local or central maglock power
- DC CCTV camera power
- Auxiliary battery charging

SPECIFICATIONS

	PS2-BD	PS3-BD	PSS-BD	PSS-12040-BD	PSS-24040-BD
Output Voltage	12/24VDC	12/24VDC	12/24VDC	12VDC	24VDC
Output Current	2A (Note 1)	3A	5A (Note2)	5A (Note2)	5A (Note2)
Ripple (RMS)	.005VAC@.25A .14VAC@1.6A	.005VAC@.5A .14VAC@2.5A	.005VAC@.5A .14VAC@.4A	.005VAC@.5A .14VAC@.4A	.005VAC@.5A .14VAC@.4A
Input Voltage	Note 3	Note 3	Note 3	17.5VAC	28.2VAC
Battery Charge Capacity	14Ah (Note 4)	20Ah (Note 4)	38Ah (Note 4)	38Ah (Note 4)	38Ah (Note 4)
Fault Output Type	Voltage	Voltage	Voltage	Form C	Form C
Trouble Relay	No	No	No	Yes	Yes
Fault Detection	AC fuse, Battery fuse, Low battery				
Visual indicators (LEDs)	AC: Green, Common fault: Yellow				
Temperature Range	32° to 120°F (0° to 50°C)				
Humidity	85% @ 85°F (29.4°C)				
Fuse Type/Rating	Glass tube, 10A battery fuse, 10A AC fuse				
Dimensions	5.1"L x 7"W x 1.62"H (13cm x 17.8cm x 4.1cm)				

NOTE 1: For continuous current draw derate to 1.5A


NOTE 2: For continuous current draw derate to 4A

NOTE 3: Input voltage is dependent on the output voltage setting. 12V output requires a 17.5VAC transformer. 24V output requires a 28.2VAC transformer.

NOTE 4: Maximum current drawn from these units is affected by battery size used. Maximum allowed load current is 10% of the battery Ah rating as a dedicated battery charging current. **EXAMPLE:** To charge a 17 Ah battery from a PS5, allow 1.7 A for battery charging, which leaves 3.3 A for the system load (5-1.7=3.3).

ORDER INFORMATION

ORDER NUMBER	MODEL NUMBER	DESCRIPTION	Recommended Transformer @12V		Recommended Transformer @24V	
			ORDER #	MODEL #	ORDER #	MODEL #
00804	PS2-BD	12/24VDC 2A Power Supply	00602	T16V50	00618 00629	T24V4A T24V4W
00805	PS3-BD	12/24VDC 3A Power Supply	00606	T12V5A	00607	T24V5A
00806	PSS-BD	12/24VDC 5A Power Supply	00606	T12V5A	00607	T24V5A
00844	PSS-12040-BD	12VDC 5A Power Supply	00606	T12V5A	N/A	N/A
00845	PSS-24040-BD	24VDC 5A Power Supply	N/A	N/A	00607	T24V5A



The Flexi-Timer Series of programmable timers provides a line of multiple event timers designed using the technology of the watch makers to fill the needs of the alarm industry. Fast, easy programming and visual English language display makes this the most versatile timer of it's type within the industry. Up to 12 internal timers control a maximum of 84 events within a week, programmable by individual or block periods, with selectable modes of single pulse, double, pulse or interval time. First person In (FPI), a unique feature on the FT-200, compensates for Holiday Programming. An on-board lithium battery is provided on most models to retain programming in the event of system power loss. Cabinet mount or flush mount versions are available.

DIMENSIONS

Board Size

- 2.75"L x 3.50"W x 1.62"H, 7.00cm x 8.9cm x 4.11cm

Mounting Plate (FT-200)

- Two Gang Electrical

SPECIFICATIONS

Model	Order Number	Operating Voltage	Operating Current	Internal Timers	FPI	Backup Battery	Single Pulse	PulseWidth Adjust	Double Pulse	Interval Time	Flush Mount
FT-247	00205	6-12VAC/DC	8/50mA*	6			●	●			
FT-247B	00206	6-12VAC/DC	8/50mA	6		●	●	●			
FT-100	00207	6-12VAC/DC	8/50mA*	12		●	●	●	●	●	
FT-200	00208	6-24VAC/DC	8/50mA*	12	●	●	●	●	●	●	●

* Relay Inactive/Relay Active

FEATURES

- Six or Twelve Programmable Event Timers
- Block Programming
- Single pulse Mode
- Double Pulse Mode
- Interval Time Mode
- Large Liquid Crystal Display
- Large Finger Size Buttons
- Quartz Timing
- SnapTrack Compatible

TYPICAL USES

- Automatic Arm/Disarm
- Digital Dialer Test Timer
- Industrial Process Control
- Exception Reporting
- RF Communicator Test
- School Bell Timer
- Break Timer
- Access Control Timer
- Timed Zone Shunting
- Heat Control
- Air Conditioning Lockout
- Lighting Control

FUNCTIONS

Single Pulse

A momentary relay closure will occur when the ON Timer activates. The duration of the closure is adjustable from 1 second to one minute by means of a potentiometer adjustment. OFF Timers will have no effect in this mode but must be programmed to ready the clock for the next cycle.

Double Pulse

A momentary relay closure will occur when the ON Timer and OFF Timer activates. The duration of the closure is adjustable from 1 second to one minute by means of a potentiometer adjustment.

Interval Time

A relay closure will occur at the activation of any ON Timer and remain until the activation of any OFF Timer.

Block Programming

Available timing blocks are: every day, Monday through Friday, Saturday and Sunday, Monday through Saturday

First Person In (FPI)

A unique circuit to delay the operation of an OFF Timer until enabled by an outside action. This provides the ability to use automatic Arm/Disarm on an alarm system without having to worry about unwanted disarming during holidays or in the event of employee late arrivals.

EXAMPLE 1

Problem

An access control system is required that will automatically arm and disarm the system at pre-specified times. At no time will the system automatically disarm without an authorized person at the premise. What can be done to cover late arrivals, or holidays, etc.?

The customer wishes to set up an alarm system with the following characteristics:

1. Automatic Arm/Disarm
2. Alarm Coverage will not have gaps due to rigid arm/disarm times
3. Holiday programming should not be required
4. Desired access times will be:
 - Monday through Friday 8:00AM - 5:00PM
 - Saturday 9:00AM - 1:00PM
5. Alarm Panel accepts momentary activation

Solution

The AlarmSaf FT-200 Flexi-Timer will easily accomplish this task by utilizing the optional "First Person In" (FPI) feature. This unique feature allows automatic Arm/Disarm of an alarm system only with verification by an employee.

Set Mode Switch to Double Pulse (DP)
Set ON Timer #1
Block Monday through Friday 5:00PM (17:00)
{Arms system}
Set OFF Timer #1
Block Monday through Friday 8:00AM (08:00)
{Disarms system after 8:00AM and after receiving FPI activation}
Set ON Timer #2
Saturday 1:00PM (13:00)
{Arms system}
Set OFF Timer #2
Saturday 9:00AM (09:00)
{Disarms system after 9:00 and after receiving FPI activation}
Holidays require no programming because the system will not disarm on a holiday without the FPI activation

EXAMPLE 2

Problem

The customer wishes to set up safe access to an office area for a contracted janitorial service. Access will be between the hours of 6 - 9 PM on Tuesday and Thursday evenings and 1-4 PM on Saturday afternoon.

It is decided to shunt the alarm system in that particular area of the building during those hours and only allow the janitorial service an access key to the mechanical door lock.

Solution

The AlarmSaf FT-100 Flexi-Timer may be easily set up to accomplish this or any similar task.

Set Mode Switch to Interval Time (IT)
Set ON Timer #1
Tuesday 6 PM; {Shunts protected area}
Set OFF Timer #1
Tuesday 9 PM; {Removes shunt}
Set ON Timer #2
Thursday 6 PM; {Shunts protected area}
Set OFF Timer #2
Thursday 9 PM; {Removes shunt}
Set ON Timer #3
Saturday 1 PM; {Shunts protected area}
Set OFF Timer #3
Saturday 4 PM; {Removes shunt}

EXAMPLE 3

Problem


The customer wishes to send a test communication by digital dialer from a secure location every Monday, Wednesday, Friday, and Sunday to test the digital dialer. The central station prefers that all test communications occur during CS slow time, between 2:00 and 5:00 AM with the test time repetitive from day to day within a 5 minute period.

Solution

Set ON Timer #1 Monday	03:30 (15:30)
Set OFF Timer #1 Monday	03:31 (15:31)
Set ON Timer #2 Wednesday	03:30 (15:30)
Set OFF Timer #2 Wednesday	03:31 (15:31)
Set ON Timer #3 Friday	03:30 (15:30)
Set OFF Timer #3 Friday	03:31 (15:31)
Set ON Timer #4 Sunday	03:30 (15:30)
Set OFF Timer #4 Sunday	03:31 (15:31)

Set Relay adjustment for 1 second or whatever is needed to overcome dialer input delay





The Flexi-Timer Series of programmable timers provides a line of multiple event timers designed using the technology of the watch makers to fill the needs of the alarm industry. Fast, easy programming and visual English language display makes this the most versatile timer of it's type within the industry. Up to 12 internal timers control a maximum of 84 events within a week, programmable by individual or block periods, with selectable modes of single pulse, double, pulse or interval time. First person In (FPI), a unique feature on the FT-200, compensates for Holiday Programming. An on-board lithium battery is provided on most models to retain programming in the event of system power loss. Cabinet mount or flush mount versions are available.

DIMENSIONS

Board Size

- 2.75"L x 3.50"W x 1.62"H, 7.00cm x 8.9cm x 4.11cm

Mounting Plate (FT-200)

- Two Gang Electrical

SPECIFICATIONS

Model	Order Number	Operating Voltage	Operating Current	Internal Timers	FPI	Backup Battery	Single Pulse	PulseWidth Adjust	Double Pulse	Interval Time	Flush Mount
FT-247	00205	6-12VAC/DC	8/50mA*	6			●	●			
FT-247B	00206	6-12VAC/DC	8/50mA	6		●	●	●			
FT-100	00207	6-12VAC/DC	8/50mA*	12		●	●	●	●	●	
FT-200	00208	6-24VAC/DC	8/50mA*	12	●	●	●	●	●	●	●

* Relay Inactive/Relay Active

FEATURES

- Six or Twelve Programmable Event Timers
- Block Programming
- Single pulse Mode
- Double Pulse Mode
- Interval Time Mode
- Large Liquid Crystal Display
- Large Finger Size Buttons
- Quartz Timing
- SnapTrack Compatible

TYPICAL USES

- Automatic Arm/Disarm
- Digital Dialer Test Timer
- Industrial Process Control
- Exception Reporting
- RF Communicator Test
- School Bell Timer
- Break Timer
- Access Control Timer
- Timed Zone Shunting
- Heat Control
- Air Conditioning Lockout
- Lighting Control

FUNCTIONS

Single Pulse

A momentary relay closure will occur when the ON Timer activates. The duration of the closure is adjustable from 1 second to one minute by means of a potentiometer adjustment. OFF Timers will have no effect in this mode but must be programmed to ready the clock for the next cycle.

Double Pulse

A momentary relay closure will occur when the ON Timer and OFF Timer activates. The duration of the closure is adjustable from 1 second to one minute by means of a potentiometer adjustment.

Interval Time

A relay closure will occur at the activation of any ON Timer and remain until the activation of any OFF Timer.

Block Programming

Available timing blocks are: every day, Monday through Friday, Saturday and Sunday, Monday through Saturday

First Person In (FPI)

A unique circuit to delay the operation of an OFF Timer until enabled by an outside action. This provides the ability to use automatic Arm/Disarm on an alarm system without having to worry about unwanted disarming during holidays or in the event of employee late arrivals.

EXAMPLE 1

Problem

An access control system is required that will automatically arm and disarm the system at pre-specified times. At no time will the system automatically disarm without an authorized person at the premise. What can be done to cover late arrivals, or holidays, etc.?

The customer wishes to set up an alarm system with the following characteristics:

1. Automatic Arm/Disarm
2. Alarm Coverage will not have gaps due to rigid arm/disarm times
3. Holiday programming should not be required
4. Desired access times will be:
 - Monday through Friday 8:00AM - 5:00PM
 - Saturday 9:00AM - 1:00PM
5. Alarm Panel accepts momentary activation

Solution

The AlarmSaf FT-200 Flexi-Timer will easily accomplish this task by utilizing the optional "First Person In" (FPI) feature. This unique feature allows automatic Arm/Disarm of an alarm system only with verification by an employee.

Set Mode Switch to Double Pulse (DP)
Set ON Timer #1
Block Monday through Friday 5:00PM (17:00)
{Arms system}
Set OFF Timer #1
Block Monday through Friday 8:00AM (08:00)
{Disarms system after 8:00AM and after receiving FPI activation}
Set ON Timer #2
Saturday 1:00PM (13:00)
{Arms system}
Set OFF Timer #2
Saturday 9:00AM (09:00)
{Disarms system after 9:00 and after receiving FPI activation}
Holidays require no programming because the system will not disarm on a holiday without the FPI activation

EXAMPLE 2

Problem

The customer wishes to set up safe access to an office area for a contracted janitorial service. Access will be between the hours of 6 - 9 PM on Tuesday and Thursday evenings and 1-4 PM on Saturday afternoon.

It is decided to shunt the alarm system in that particular area of the building during those hours and only allow the janitorial service an access key to the mechanical door lock.

Solution

The AlarmSaf FT-100 Flexi-Timer may be easily set up to accomplish this or any similar task.

Set Mode Switch to Interval Time (IT)
Set ON Timer #1
Tuesday 6 PM; {Shunts protected area}
Set OFF Timer #1
Tuesday 9 PM; {Removes shunt}
Set ON Timer #2
Thursday 6 PM; {Shunts protected area}
Set OFF Timer #2
Thursday 9 PM; {Removes shunt}
Set ON Timer #3
Saturday 1 PM; {Shunts protected area}
Set OFF Timer #3
Saturday 4 PM; {Removes shunt}

EXAMPLE 3

Problem


The customer wishes to send a test communication by digital dialer from a secure location every Monday, Wednesday, Friday, and Sunday to test the digital dialer. The central station prefers that all test communications occur during CS slow time, between 2:00 and 5:00 AM with the test time repetitive from day to day within a 5 minute period.

Solution

Set ON Timer #1 Monday	03:30 (15:30)
Set OFF Timer #1 Monday	03:31 (15:31)
Set ON Timer #2 Wednesday	03:30 (15:30)
Set OFF Timer #2 Wednesday	03:31 (15:31)
Set ON Timer #3 Friday	03:30 (15:30)
Set OFF Timer #3 Friday	03:31 (15:31)
Set ON Timer #4 Sunday	03:30 (15:30)
Set OFF Timer #4 Sunday	03:31 (15:31)

Set Relay adjustment for 1 second or whatever is needed to overcome dialer input delay





The Flexi-Timer Series of programmable timers provides a line of multiple event timers designed using the technology of the watch makers to fill the needs of the alarm industry. Fast, easy programming and visual English language display makes this the most versatile timer of it's type within the industry. Up to 12 internal timers control a maximum of 84 events within a week, programmable by individual or block periods, with selectable modes of single pulse, double, pulse or interval time. First person In (FPI), a unique feature on the FT-200, compensates for Holiday Programming. An on-board lithium battery is provided on most models to retain programming in the event of system power loss. Cabinet mount or flush mount versions are available.

DIMENSIONS

Board Size

- 2.75"L x 3.50"W x 1.62"H, 7.00cm x 8.9cm x 4.11cm

Mounting Plate (FT-200)

- Two Gang Electrical

SPECIFICATIONS

Model	Order Number	Operating Voltage	Operating Current	Internal Timers	FPI	Backup Battery	Single Pulse	PulseWidth Adjust	Double Pulse	Interval Time	Flush Mount
FT-247	00205	6-12VAC/DC	8/50mA*	6			●	●			
FT-247B	00206	6-12VAC/DC	8/50mA	6		●	●	●			
FT-100	00207	6-12VAC/DC	8/50mA*	12		●	●	●	●	●	
FT-200	00208	6-24VAC/DC	8/50mA*	12	●	●	●	●	●	●	●

* Relay Inactive/Relay Active

FEATURES

- Six or Twelve Programmable Event Timers
- Block Programming
- Single pulse Mode
- Double Pulse Mode
- Interval Time Mode
- Large Liquid Crystal Display
- Large Finger Size Buttons
- Quartz Timing
- SnapTrack Compatible

TYPICAL USES

- Automatic Arm/Disarm
- Digital Dialer Test Timer
- Industrial Process Control
- Exception Reporting
- RF Communicator Test
- School Bell Timer
- Break Timer
- Access Control Timer
- Timed Zone Shunting
- Heat Control
- Air Conditioning Lockout
- Lighting Control

FUNCTIONS

Single Pulse

A momentary relay closure will occur when the ON Timer activates. The duration of the closure is adjustable from 1 second to one minute by means of a potentiometer adjustment. OFF Timers will have no effect in this mode but must be programmed to ready the clock for the next cycle.

Double Pulse

A momentary relay closure will occur when the ON Timer and OFF Timer activates. The duration of the closure is adjustable from 1 second to one minute by means of a potentiometer adjustment.

Interval Time

A relay closure will occur at the activation of any ON Timer and remain until the activation of any OFF Timer.

Block Programming

Available timing blocks are: every day, Monday through Friday, Saturday and Sunday, Monday through Saturday

First Person In (FPI)

A unique circuit to delay the operation of an OFF Timer until enabled by an outside action. This provides the ability to use automatic Arm/Disarm on an alarm system without having to worry about unwanted disarming during holidays or in the event of employee late arrivals.

EXAMPLE 1

Problem

An access control system is required that will automatically arm and disarm the system at pre-specified times. At no time will the system automatically disarm without an authorized person at the premise. What can be done to cover late arrivals, or holidays, etc.?

The customer wishes to set up an alarm system with the following characteristics:

1. Automatic Arm/Disarm
2. Alarm Coverage will not have gaps due to rigid arm/disarm times
3. Holiday programming should not be required
4. Desired access times will be:
 - Monday through Friday 8:00AM - 5:00PM
 - Saturday 9:00AM - 1:00PM
5. Alarm Panel accepts momentary activation

Solution

The AlarmSaf FT-200 Flexi-Timer will easily accomplish this task by utilizing the optional "First Person In" (FPI) feature. This unique feature allows automatic Arm/Disarm of an alarm system only with verification by an employee.

Set Mode Switch to Double Pulse (DP)
Set ON Timer #1
Block Monday through Friday 5:00PM (17:00)
{Arms system}
Set OFF Timer #1
Block Monday through Friday 8:00AM (08:00)
{Disarms system after 8:00AM and after receiving FPI activation}
Set ON Timer #2
Saturday 1:00PM (13:00)
{Arms system}
Set OFF Timer #2
Saturday 9:00AM (09:00)
{Disarms system after 9:00 and after receiving FPI activation}
Holidays require no programming because the system will not disarm on a holiday without the FPI activation

EXAMPLE 2

Problem

The customer wishes to set up safe access to an office area for a contracted janitorial service. Access will be between the hours of 6 - 9 PM on Tuesday and Thursday evenings and 1-4 PM on Saturday afternoon.

It is decided to shunt the alarm system in that particular area of the building during those hours and only allow the janitorial service an access key to the mechanical door lock.

Solution

The AlarmSaf FT-100 Flexi-Timer may be easily set up to accomplish this or any similar task.

Set Mode Switch to Interval Time (IT)
Set ON Timer #1
Tuesday 6 PM; {Shunts protected area}
Set OFF Timer #1
Tuesday 9 PM; {Removes shunt}
Set ON Timer #2
Thursday 6 PM; {Shunts protected area}
Set OFF Timer #2
Thursday 9 PM; {Removes shunt}
Set ON Timer #3
Saturday 1 PM; {Shunts protected area}
Set OFF Timer #3
Saturday 4 PM; {Removes shunt}

EXAMPLE 3

Problem

The customer wishes to send a test communication by digital dialer from a secure location every Monday, Wednesday, Friday, and Sunday to test the digital dialer. The central station prefers that all test communications occur during CS slow time, between 2:00 and 5:00 AM with the test time repetitive from day to day within a 5 minute period.

Solution


Set ON Timer #1 Monday	03:30 (15:30)
Set OFF Timer #1 Monday	03:31 (15:31)
Set ON Timer #2 Wednesday	03:30 (15:30)
Set OFF Timer #2 Wednesday	03:31 (15:31)
Set ON Timer #3 Friday	03:30 (15:30)
Set OFF Timer #3 Friday	03:31 (15:31)
Set ON Timer #4 Sunday	03:30 (15:30)
Set OFF Timer #4 Sunday	03:31 (15:31)

Set Relay adjustment for 1 second or whatever is needed to overcome dialer input delay



ALARM SAF

65A Industrial Way, Wilmington, MA 01887-3499, USA, Voice:978-658-6717, Fax:978-658-8638 www.alarmsaf.com



The Flexi-Timer Series of programmable timers provides a line of multiple event timers designed using the technology of the watch makers to fill the needs of the alarm industry. Fast, easy programming and visual English language display makes this the most versatile timer of it's type within the industry. Up to 12 internal timers control a maximum of 84 events within a week, programmable by individual or block periods, with selectable modes of single pulse, double, pulse or interval time. First person In (FPI), a unique feature on the FT-200, compensates for Holiday Programming. An on-board lithium battery is provided on most models to retain programming in the event of system power loss. Cabinet mount or flush mount versions are available.

DIMENSIONS

Board Size

- 2.75"L x 3.50"W x 1.62"H, 7.00cm x 8.9cm x 4.11cm

Mounting Plate (FT-200)

- Two Gang Electrical

SPECIFICATIONS

Model	Order Number	Operating Voltage	Operating Current	Internal Timers	FPI	Backup Battery	Single Pulse	PulseWidth Adjust	Double Pulse	Interval Time	Flush Mount
FT-247	00205	6-12VAC/DC	8/50mA*	6			●	●			
FT-247B	00206	6-12VAC/DC	8/50mA	6		●	●	●			
FT-100	00207	6-12VAC/DC	8/50mA*	12		●	●	●	●	●	
FT-200	00208	6-24VAC/DC	8/50mA*	12	●	●	●	●	●	●	●

* Relay Inactive/Relay Active

FEATURES

- Six or Twelve Programmable Event Timers
- Block Programming
- Single pulse Mode
- Double Pulse Mode
- Interval Time Mode
- Large Liquid Crystal Display
- Large Finger Size Buttons
- Quartz Timing
- SnapTrack Compatible

TYPICAL USES

- Automatic Arm/Disarm
- Digital Dialer Test Timer
- Industrial Process Control
- Exception Reporting
- RF Communicator Test
- School Bell Timer
- Break Timer
- Access Control Timer
- Timed Zone Shunting
- Heat Control
- Air Conditioning Lockout
- Lighting Control

FUNCTIONS

Single Pulse

A momentary relay closure will occur when the ON Timer activates. The duration of the closure is adjustable from 1 second to one minute by means of a potentiometer adjustment. OFF Timers will have no effect in this mode but must be programmed to ready the clock for the next cycle.

Double Pulse

A momentary relay closure will occur when the ON Timer and OFF Timer activates. The duration of the closure is adjustable from 1 second to one minute by means of a potentiometer adjustment.

Interval Time

A relay closure will occur at the activation of any ON Timer and remain until the activation of any OFF Timer.

Block Programming

Available timing blocks are: every day, Monday through Friday, Saturday and Sunday, Monday through Saturday

First Person In (FPI)

A unique circuit to delay the operation of an OFF Timer until enabled by an outside action. This provides the ability to use automatic Arm/Disarm on an alarm system without having to worry about unwanted disarming during holidays or in the event of employee late arrivals.

EXAMPLE 1

Problem

An access control system is required that will automatically arm and disarm the system at pre-specified times. At no time will the system automatically disarm without an authorized person at the premise. What can be done to cover late arrivals, or holidays, etc.?

The customer wishes to set up an alarm system with the following characteristics:

1. Automatic Arm/Disarm
2. Alarm Coverage will not have gaps due to rigid arm/disarm times
3. Holiday programming should not be required
4. Desired access times will be:
 - Monday through Friday 8:00AM - 5:00PM
 - Saturday 9:00AM - 1:00PM
5. Alarm Panel accepts momentary activation

Solution

The AlarmSaf FT-200 Flexi-Timer will easily accomplish this task by utilizing the optional "First Person In" (FPI) feature. This unique feature allows automatic Arm/Disarm of an alarm system only with verification by an employee.

Set Mode Switch to Double Pulse (DP)

Set ON Timer #1

Block Monday through Friday 5:00PM (17:00)
{Arms system}

Set OFF Timer #1

Block Monday through Friday 8:00AM (08:00)
{Disarms system after 8:00AM and after receiving FPI activation}

Set ON Timer #2

Saturday 1:00PM (13:00)
{Arms system}

Set OFF Timer #2

Saturday 9:00AM (09:00)
{Disarms system after 9:00 and after receiving FPI activation}

Holidays require no programming because the system will not disarm on a holiday without the FPI activation

EXAMPLE 2

Problem

The customer wishes to set up safe access to an office area for a contracted janitorial service. Access will be between the hours of 6 - 9 PM on Tuesday and Thursday evenings and 1-4 PM on Saturday afternoon.

It is decided to shunt the alarm system in that particular area of the building during those hours and only allow the janitorial service an access key to the mechanical door lock.

Solution

The AlarmSaf FT-100 Flexi-Timer may be easily set up to accomplish this or any similar task.

Set Mode Switch to Interval Time (IT)

Set ON Timer #1

Tuesday 6 PM; {Shunts protected area}

Set OFF Timer #1

Tuesday 9 PM; {Removes shunt}

Set ON Timer #2

Thursday 6 PM; {Shunts protected area}

Set OFF Timer #2

Thursday 9 PM; {Removes shunt}

Set ON Timer #3

Saturday 1 PM; {Shunts protected area}

Set OFF Timer #3

Saturday 4 PM; {Removes shunt}

EXAMPLE 3

Problem

The customer wishes to send a test communication by digital dialer from a secure location every Monday, Wednesday, Friday, and Sunday to test the digital dialer. The central station prefers that all test communications occur during CS slow time, between 2:00 and 5:00 AM with the test time repetitive from day to day within a 5 minute period.

Solution

Set ON Timer #1 Monday 03:30 (15:30)

Set OFF Timer #1 Monday 03:31 (15:31)

Set ON Timer #2 Wednesday 03:30 (15:30)

Set OFF Timer #2 Wednesday 03:31 (15:31)

Set ON Timer #3 Friday 03:30 (15:30)

Set OFF Timer #3 Friday 03:31 (15:31)

Set ON Timer #4 Sunday 03:30 (15:30)

Set OFF Timer #4 Sunday 03:31 (15:31)

Set Relay adjustment for 1 second or whatever is needed to overcome dialer input delay






ALARM SAF

BEACON Accessory Modules

MB8 — MB8F Multi-Buss Power Distribution Modules



The Beacon multi-buss power distribution module is designed for use with AlarmSaf's Beacon Power Supply Line to provide flexible power management for access control system integration applications. There are two models available; the MB8F with 8 fuse protected outputs and the MB8 with 8 class 2, power limited outputs. Each output is individually selectable for FAI/egress control and output voltage. Ideal for use with all 8 or 16 door access control systems. The MB8F and MB8 modules have been tested and listed to the following industry standards: UL/ANSI 294, UL/ANSI 1481, UL/ANSI 1076, UL/ANSI 2044, ULC S527, ULC S318, CAN/CSA-C22.2 No.107.1-01, NYMEA, CSFM



MODULE FEATURES

- Outputs are individually selectable for:
 - 12 or 24 VDC
 - Enabled or Disabled on FAI
 - Continuous Output
- Compatible for use with all AlarmSaf Beacon Power Supplies and accessory modules
- Multi-buss design structure allows for connection to 2 independent power sources
- Removable jumpers for voltage selection and FAI mode
- Visual Status Indicators
- Plug-in connectors for safe and easy connection to Beacon power supply and accessory modules

- Removable Terminal strips
- Compact size, mounts directly to Beacon power supply or in cabinet
- Limited lifetime warranty
- Agency Listed

MODULE SPECIFICATIONS

Input specifications

- Input Voltage: 24 VDC, maximum
- Input Current: 14 A, maximum

Total outputs

- **MB8F** - 8 fuse protected outputs
- **MB8** - 8 Class 2, Power Limited outputs

Output voltage

- 12 or 24 VDC , user selectable depending on input power source

Output current

- **MB8F** - 3 A per output, fuse protected with automotive blade fuses
- **MB8** - 1.6 A per output, PTC protected

Temperature ratings

- Ambient Temperature Range: 0°C to 49°C
- Ambient Humidity : 93% @ 32°C, indoor, dry

Visual indicators

- Buss 1 Voltage Present: Green LED
- Buss 2 Voltage Present: Green LED
- FAI Activated: Red LED

Mechanical specifications

- 4.8" L x 2.5" W x 1" H

ORDER NUMBER	MODEL NUMBER	DESCRIPTION
10068	MB8F	8 fuse protected, individually selectable outputs for access control system applications
10067	MB8	8 class 2, power limited individually selectable outputs for access control system applications




BEACONPOWER
INTEGRATING FIRE AND ACCESS



ALARM SAF

BEACON Accessory Modules

MB8 — MB8F Multi-Buss Power Distribution Modules



The Beacon multi-buss power distribution module is designed for use with AlarmSaf's Beacon Power Supply Line to provide flexible power management for access control system integration applications. There are two models available; the MB8F with 8 fuse protected outputs and the MB8 with 8 class 2, power limited outputs. Each output is individually selectable for FAI/egress control and output voltage. Ideal for use with all 8 or 16 door access control systems. The MB8F and MB8 modules have been tested and listed to the following industry standards: UL/ANSI 294, UL/ANSI 1481, UL/ANSI 1076, UL/ANSI 2044, ULC S527, ULC S318, CAN/CSA-C22.2 No.107.1-01, NYMEA, CSFM



MODULE FEATURES

- Outputs are individually selectable for:
 - 12 or 24 VDC
 - Enabled or Disabled on FAI
 - Continuous Output
- Compatible for use with all AlarmSaf Beacon Power Supplies and accessory modules
- Multi-buss design structure allows for connection to 2 independent power sources
- Removable jumpers for voltage selection and FAI mode
- Visual Status Indicators
- Plug-in connectors for safe and easy connection to Beacon power supply and accessory modules

- Removable Terminal strips
- Compact size, mounts directly to Beacon power supply or in cabinet
- Limited lifetime warranty
- Agency Listed

MODULE SPECIFICATIONS

Input specifications

- Input Voltage: 24 VDC, maximum
- Input Current: 14 A, maximum

Total outputs

- **MB8F** - 8 fuse protected outputs
- **MB8** - 8 Class 2, Power Limited outputs

Output voltage

- 12 or 24 VDC , user selectable depending on input power source

Output current

- **MB8F** - 3 A per output, fuse protected with automotive blade fuses
- **MB8** - 1.6 A per output, PTC protected

Temperature ratings

- Ambient Temperature Range: 0°C to 49°C
- Ambient Humidity : 93% @ 32°C, indoor, dry

Visual indicators

- Buss 1 Voltage Present: Green LED
- Buss 2 Voltage Present: Green LED
- FAI Activated: Red LED

Mechanical specifications

- 4.8" L x 2.5" W x 1" H

ORDER NUMBER	MODEL NUMBER	DESCRIPTION
10068	MB8F	8 fuse protected, individually selectable outputs for access control system applications
10067	MB8	8 class 2, power limited individually selectable outputs for access control system applications




BEACONPOWER
INTEGRATING FIRE AND ACCESS



ALARM SAF

BEACON Accessory Modules

PD8 — PD8F Power Distribution Modules



The Beacon power distribution module is designed for use with AlarmSaf's Beacon Power Supply Line to provide flexible power management for access control system integration applications. There are two models available; the PD8F with 8 uncontrolled fuse protected outputs and the PD8 with 8 uncontrolled class 2, power limited outputs. Ideal for use with all 8 or 16 door access control systems. The PD8F and PD8 modules have been tested and listed to the following industry standards: UL/ANSI 294, UL/ANSI 1481, UL/ANSI 1076, UL/ANSI 2044, ULC S527, ULC S318, CAN/CSA-C22.2 No.107.1-01, NYMEA, CSFM



MECA
Approved



MODULE FEATURES

- Compatible for use with all AlarmSaf Beacon Power supplies and accessory modules
- Visual status indicator
- Plug-in connectors for safe and easy connection to Beacon Power Supply and accessory modules
- Removable terminal strips
- Compact size, mounts directly to Beacon Power supply or in cabinet
- Limited lifetime warranty
- Agency listed

MODULE SPECIFICATIONS

- Input voltage: 0 - 24 VDC
- Input current: 14 A, maximum
- Total outputs**
- PD8F: 8 fuse protected outputs
- PD8: 8 Class 2, Power Limited outputs
- Output voltage**
- Determined by power supply input
- Output current**
- PD8F: 3 A per output, fuse protected with automotive blade fuses
- PD8: 1.6 A per output, PTC protected

Temperature ratings

- Ambient temperature range: 0°C to 49°C
- Ambient humidity: 93% @ 32°C

Mechanical specifications

- 4.85" L x 2.10" W x 1" H

ORDER NUMBER	MODEL NUMBER	DESCRIPTION
10042	PD8F	8 fused output power distribution module
10041	PD8	8 power limited output power distribution module



BEACONPOWER
INTEGRATING FIRE AND ACCESS



ALARM SAF

BEACON Accessory Modules

PD8 — PD8F Power Distribution Modules



The Beacon power distribution module is designed for use with AlarmSaf's Beacon Power Supply Line to provide flexible power management for access control system integration applications. There are two models available; the PD8F with 8 uncontrolled fuse protected outputs and the PD8 with 8 uncontrolled class 2, power limited outputs. Ideal for use with all 8 or 16 door access control systems. The PD8F and PD8 modules have been tested and listed to the following industry standards: UL/ANSI 294, UL/ANSI 1481, UL/ANSI 1076, UL/ANSI 2044, ULC S527, ULC S318, CAN/CSA-C22.2 No.107.1-01, NYMEA, CSFM



MODULE FEATURES

- Compatible for use with all AlarmSaf Beacon Power supplies and accessory modules
- Visual status indicator
- Plug-in connectors for safe and easy connection to Beacon Power Supply and accessory modules
- Removable terminal strips
- Compact size, mounts directly to Beacon Power supply or in cabinet
- Limited lifetime warranty
- Agency listed

MODULE SPECIFICATIONS

- Input voltage: 0 - 24 VDC
- Input current: 14 A, maximum
- Total outputs**
- PD8F: 8 fuse protected outputs
- PD8: 8 Class 2, Power Limited outputs
- Output voltage**
- Determined by power supply input
- Output current**
- PD8F: 3 A per output, fuse protected with automotive blade fuses
- PD8: 1.6 A per output, PTC protected

Temperature ratings

- Ambient temperature range: 0°C to 49°C
- Ambient humidity: 93% @ 32°C

Mechanical specifications

- 4.85" L x 2.10" W x 1" H

ORDER NUMBER	MODEL NUMBER	DESCRIPTION
10042	PD8F	8 fused output power distribution module
10041	PD8	8 power limited output power distribution module




BEACONPOWER
INTEGRATING FIRE AND ACCESS



ALARM SAF

MODULAR POWER SUPPLY/BATTERY CHARGER



12/24VDC @ 2A to 5A Board Level

This family of Power Supply / Battery Chargers allows the applications engineer to provide an integrated approach to system design. These modules allow for installation and mounting within a custom cabinet or enclosure to provide power for doorstrikes, maglocks, card readers, proximity readers and other equipment used in security system integration applications. These versatile power supplies / battery chargers feature full regulation and filtering, short circuit and thermal protection, and linear design technology.

FEATURES

- 12 or 24VDC
- 2 to 5A current capability
- Thermal protection
- Fault status reporting
- Fully regulated and filtered
- Fault relay (see specifications)
- Reverse polarity protection
- Fused battery output
- Lead acid battery compatible
- Linear technology for proximity reader compatibility
- Modular
- Limited lifetime warranty

APPLICATIONS

- Auxiliary or system power
- Proximity or card reader power
- Local or central doorstrike power
- Local or central maglock power
- DC CCTV camera power
- Auxiliary battery charging

SPECIFICATIONS

	PS2-BD	PS3-BD	PSS-BD	PSS-12040-BD	PSS-24040-BD
Output Voltage	12/24VDC	12/24VDC	12/24VDC	12VDC	24VDC
Output Current	2A (Note 1)	3A	5A (Note2)	5A (Note2)	5A (Note2)
Ripple (RMS)	.005VAC@.25A .14VAC@1.6A	.005VAC@.5A .14VAC@2.5A	.005VAC@.5A .14VAC@.4A	.005VAC@.5A .14VAC@.4A	.005VAC@.5A .14VAC@.4A
Input Voltage	Note 3	Note 3	Note 3	17.5VAC	28.2VAC
Battery Charge Capacity	14Ah (Note 4)	20Ah (Note 4)	38Ah (Note 4)	38Ah (Note 4)	38Ah (Note 4)
Fault Output Type	Voltage	Voltage	Voltage	Form C	Form C
Trouble Relay	No	No	No	Yes	Yes
Fault Detection	AC fuse, Battery fuse, Low battery				
Visual indicators (LEDs)	AC: Green, Common fault: Yellow				
Temperature Range	32° to 120°F (0° to 50°C)				
Humidity	85% @ 85°F (29.4°C)				
Fuse Type/Rating	Glass tube, 10A battery fuse, 10A AC fuse				
Dimensions	5.1"L x 7"W x 1.62"H (13cm x 17.8cm x 4.1cm)				

NOTE 1: For continuous current draw derate to 1.5A

NOTE 2: For continuous current draw derate to 4A

NOTE 3: Input voltage is dependent on the output voltage setting. 12V output requires a 17.5VAC transformer. 24V output requires a 28.2VAC transformer.

NOTE 4: Maximum current drawn from these units is affected by battery size used. Maximum allowed load current is 10% of the battery Ah rating as a dedicated battery charging current. **EXAMPLE:** To charge a 17 Ah battery from a PS5, allow 1.7 A for battery charging, which leaves 3.3 A for the system load (5-1.7=3.3).


ORDER INFORMATION

ORDER NUMBER	MODEL NUMBER	DESCRIPTION	Recommended Transformer @12V		Recommended Transformer @24V	
			ORDER #	MODEL #	ORDER #	MODEL #
00804	PS2-BD	12/24VDC 2A Power Supply	00602	T16V50	00618 00629	T24V4A T24V4W
00805	PS3-BD	12/24VDC 3A Power Supply	00606	T12V5A	00607	T24V5A
00806	PSS-BD	12/24VDC 5A Power Supply	00606	T12V5A	00607	T24V5A
00844	PSS-12040-BD	12VDC 5A Power Supply	00606	T12V5A	N/A	N/A
00845	PSS-24040-BD	24VDC 5A Power Supply	N/A	N/A	00607	T24V5A



ALARM SAF

MODULAR POWER SUPPLY/BATTERY CHARGER



12/24VDC @ 2A to 5A Board Level

This family of Power Supply / Battery Chargers allows the applications engineer to provide an integrated approach to system design. These modules allow for installation and mounting within a custom cabinet or enclosure to provide power for doorstrikes, maglocks, card readers, proximity readers and other equipment used in security system integration applications. These versatile power supplies / battery chargers feature full regulation and filtering, short circuit and thermal protection, and linear design technology.

FEATURES

- 12 or 24VDC
- 2 to 5A current capability
- Thermal protection
- Fault status reporting
- Fully regulated and filtered
- Fault relay (see specifications)
- Reverse polarity protection
- Fused battery output
- Lead acid battery compatible
- Linear technology for proximity reader compatibility
- Modular
- Limited lifetime warranty

APPLICATIONS

- Auxiliary or system power
- Proximity or card reader power
- Local or central doorstrike power
- Local or central maglock power
- DC CCTV camera power
- Auxiliary battery charging

SPECIFICATIONS

	PS2-BD	PS3-BD	PSS-BD	PSS-12040-BD	PSS-24040-BD
Output Voltage	12/24VDC	12/24VDC	12/24VDC	12VDC	24VDC
Output Current	2A (Note 1)	3A	5A (Note2)	5A (Note2)	5A (Note2)
Ripple (RMS)	.005VAC@.25A .14VAC@1.6A	.005VAC@.5A .14VAC@2.5A	.005VAC@.5A .14VAC@.4A	.005VAC@.5A .14VAC@.4A	.005VAC@.5A .14VAC@.4A
Input Voltage	Note 3	Note 3	Note 3	17.5VAC	28.2VAC
Battery Charge Capacity	14Ah (Note 4)	20Ah (Note 4)	38Ah (Note 4)	38Ah (Note 4)	38Ah (Note 4)
Fault Output Type	Voltage	Voltage	Voltage	Form C	Form C
Trouble Relay	No	No	No	Yes	Yes
Fault Detection	AC fuse, Battery fuse, Low battery				
Visual indicators (LEDs)	AC: Green, Common fault: Yellow				
Temperature Range	32° to 120°F (0° to 50°C)				
Humidity	85% @ 85°F (29.4°C)				
Fuse Type/Rating	Glass tube, 10A battery fuse, 10A AC fuse				
Dimensions	5.1"L x 7"W x 1.62"H (13cm x 17.8cm x 4.1cm)				

NOTE 1: For continuous current draw derate to 1.5A

NOTE 2: For continuous current draw derate to 4A

NOTE 3: Input voltage is dependent on the output voltage setting. 12V output requires a 17.5VAC transformer. 24V output requires a 28.2VAC transformer.

NOTE 4: Maximum current drawn from these units is affected by battery size used. Maximum allowed load current is 10% of the battery Ah rating as a dedicated battery charging current. **EXAMPLE:** To charge a 17 Ah battery from a PS5, allow 1.7 A for battery charging, which leaves 3.3 A for the system load (5-1.7=3.3).


ORDER INFORMATION

ORDER NUMBER	MODEL NUMBER	DESCRIPTION	Recommended Transformer @12V		Recommended Transformer @24V	
			ORDER #	MODEL #	ORDER #	MODEL #
00804	PS2-BD	12/24VDC 2A Power Supply	00602	T16V50	00618 00629	T24V4A T24V4W
00805	PS3-BD	12/24VDC 3A Power Supply	00606	T12V5A	00607	T24V5A
00806	PSS-BD	12/24VDC 5A Power Supply	00606	T12V5A	00607	T24V5A
00844	PSS-12040-BD	12VDC 5A Power Supply	00606	T12V5A	N/A	N/A
00845	PSS-24040-BD	24VDC 5A Power Supply	N/A	N/A	00607	T24V5A



ALARM SAF

MODULAR POWER SUPPLY/BATTERY CHARGER



12/24VDC @ 2A to 5A Board Level

This family of Power Supply / Battery Chargers allows the applications engineer to provide an integrated approach to system design. These modules allow for installation and mounting within a custom cabinet or enclosure to provide power for doorstrikes, maglocks, card readers, proximity readers and other equipment used in security system integration applications. These versatile power supplies / battery chargers feature full regulation and filtering, short circuit and thermal protection, and linear design technology.

FEATURES

- 12 or 24VDC
- 2 to 5A current capability
- Thermal protection
- Fault status reporting
- Fully regulated and filtered
- Fault relay (see specifications)
- Reverse polarity protection
- Fused battery output
- Lead acid battery compatible
- Linear technology for proximity reader compatibility
- Modular
- Limited lifetime warranty

APPLICATIONS

- Auxiliary or system power
- Proximity or card reader power
- Local or central doorstrike power
- Local or central maglock power
- DC CCTV camera power
- Auxiliary battery charging

SPECIFICATIONS

	PS2-BD	PS3-BD	PSS-BD	PSS-12040-BD	PSS-24040-BD
Output Voltage	12/24VDC	12/24VDC	12/24VDC	12VDC	24VDC
Output Current	2A (Note 1)	3A	5A (Note2)	5A (Note2)	5A (Note2)
Ripple (RMS)	.005VAC@.25A .14VAC@1.6A	.005VAC@.5A .14VAC@2.5A	.005VAC@.5A .14VAC@.4A	.005VAC@.5A .14VAC@.4A	.005VAC@.5A .14VAC@.4A
Input Voltage	Note 3	Note 3	Note 3	17.5VAC	28.2VAC
Battery Charge Capacity	14Ah (Note 4)	20Ah (Note 4)	38Ah (Note 4)	38Ah (Note 4)	38Ah (Note 4)
Fault Output Type	Voltage	Voltage	Voltage	Form C	Form C
Trouble Relay	No	No	No	Yes	Yes
Fault Detection	AC fuse, Battery fuse, Low battery				
Visual indicators (LEDs)	AC: Green, Common fault: Yellow				
Temperature Range	32° to 120°F (0° to 50°C)				
Humidity	85% @ 85°F (29.4°C)				
Fuse Type/Rating	Glass tube, 10A battery fuse, 10A AC fuse				
Dimensions	5.1"L x 7"W x 1.62"H (13cm x 17.8cm x 4.1cm)				

NOTE 1: For continuous current draw derate to 1.5A

NOTE 2: For continuous current draw derate to 4A

NOTE 3: Input voltage is dependent on the output voltage setting. 12V output requires a 17.5VAC transformer. 24V output requires a 28.2VAC transformer.

NOTE 4: Maximum current drawn from these units is affected by battery size used. Maximum allowed load current is 10% of the battery Ah rating as a dedicated battery charging current. **EXAMPLE:** To charge a 17 Ah battery from a PS5, allow 1.7 A for battery charging, which leaves 3.3 A for the system load (5-1.7=3.3).

ORDER INFORMATION

ORDER NUMBER	MODEL NUMBER	DESCRIPTION	Recommended Transformer @12V		Recommended Transformer @24V	
			ORDER #	MODEL #	ORDER #	MODEL #
00804	PS2-BD	12/24VDC 2A Power Supply	00602	T16V50	00618 00629	T24V4A T24V4W
00805	PS3-BD	12/24VDC 3A Power Supply	00606	T12V5A	00607	T24V5A
00806	PSS-BD	12/24VDC 5A Power Supply	00606	T12V5A	00607	T24V5A
00844	PSS-12040-BD	12VDC 5A Power Supply	00606	T12V5A	N/A	N/A
00845	PSS-24040-BD	24VDC 5A Power Supply	N/A	N/A	00607	T24V5A



ALARM SAF

AC POWER SUPPLY LINE (CCTV)



The AlarmSaf UL Listed and CSA Certified, AC Power Supply is a multi-output AC power source providing 24 VAC in configurations from 4 to 48 output zones. This power limited system provides individual outputs, utilizing fuses or circuit breakers for additional overcurrent protection. Unique features include a form "C" common fault relay output per 8 zones and individual LED's to monitor AC presence and fault conditions. Usage of this product is intended for common camera power to minimize ground loops or phasing problems and controlled lock or solenoid power within access control systems.

DIMENSIONS

Cabinet Size

- B02
 - 12"H x 12"W x 4"D, 30.48cm x 30.48cm x 10.16cm
- B04
 - 15"H x 18"W x 4"D, 38.1cm x 45.72cm x 10.16cm

Cabinet Weight

- B02
 - 12 lbs., 5.4 kg max
- B04
 - 33 lbs., 15 kg. max

Cabinet Material

- B02
 - 18 Gauge Steel
- B04
 - 16 Gauge Steel

SPECIFICATIONS

Input Characteristics

- AC Input
 - 120VAC (+10% /-15%), 60Hz., Single Phase

Output Characteristics

- Voltage: 24VAC
- Current: 4 zone @ 900mA per zone
 - 8 to 48 zone @ 450mA per zone
- Overcurrent Protection—Fuse or Circuit Breaker
- Current Limiting Protection—PTC[†]

Visual Indicators

- AC Presence—Green LED
- Individual Zone Fault—Yellow LED

Fault Detection

- Conditions Reported
 - Tripped Input PTC
 - Blown/Missing Zone Protection
- Reporting Method
 - Fail-Safe Form "C" Relay Transfer
 - Contact Ratings: 1A @ 24VDC

Temperature Characteristics

- Operating Temperature Range
 - 0°C to 50°C
 - Humidity 85% @ 30°C

[†] Polyswitch Circuit Protector

FEATURES

- Master On/Off Switch
- Visual Indicators
- Fault Status Reporting
- Key Lockable Cabinet
- **LIFETIME WARRANTY** on PC Board

LISTINGS



• UL Listed, UL2044, Guide DRQH

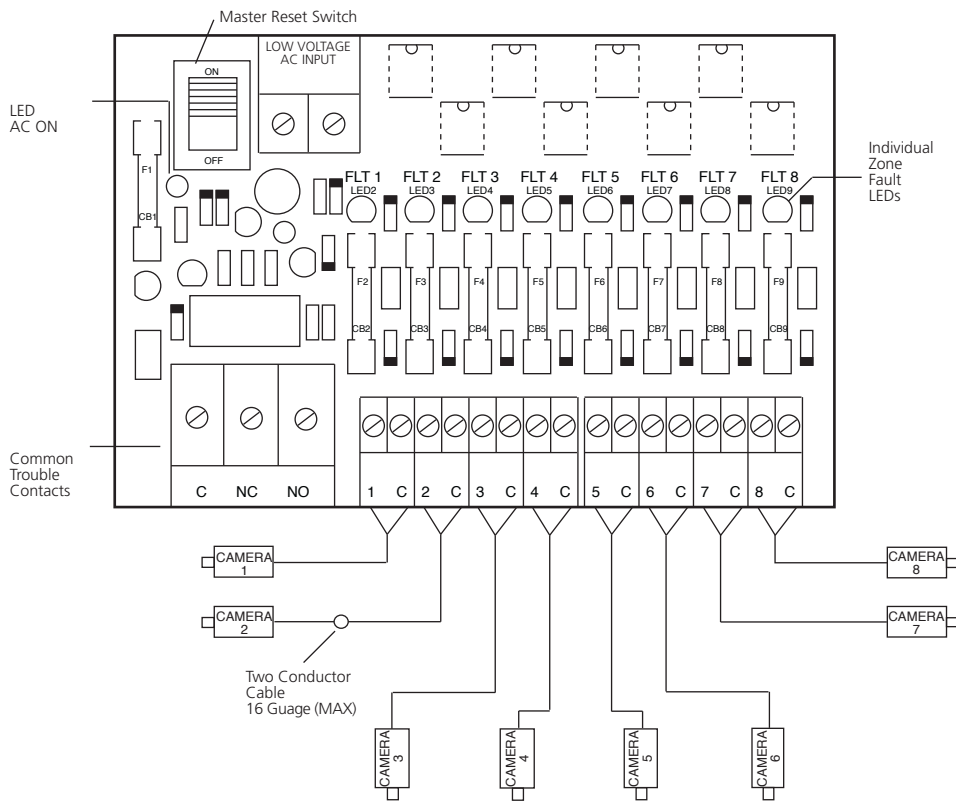


• CSA Certified, C22.2 No 107.1, #LR78083-6

ORDER INFORMATION

Order Number	Model Number	Output Voltage	# of Zones	Zone Output Current	Cabinet	# of Boards in Cabinet	Zone Protection	AC Primary Input Current
02001	TV-4-UL/CSA	24VAC	4	900mA	B02	1	2A Fuse (AGC-2)	1A
02003	TV-8-UL/CSA	24VAC	8	450mA	B02	1	1A Fuse (AGC-1)	1A
02004	TV-8CB-UL/CSA	24VAC	8	450mA	B02	1	1A Circuit Breaker	1A
02005	TV-16-UL/CSA	24VAC	16	450mA	B02	2	1A Fuse (AGC-1)	2A
02006	TV-16CB-UL/CSA	24VAC	16	450mA	B02	2	1A Circuit Breaker	2A
02007	TV-24-UL/CSA	24VAC	24	450mA	B04	3	1A Fuse (AGC-1)	3A
02008	TV-24CB-UL/CSA	24VAC	24	450mA	B04	3	1A Circuit Breaker	3A
02009	TV-32-UL/CSA	24VAC	32	450mA	B04	4	1A Fuse (AGC-1)	4A
02010	TV-32CB-UL/CSA	24VAC	32	450mA	B04	4	1A Circuit Breaker	4A
02011	TV-40-UL/CSA	24VAC	40	450mA	B04	5	1A Fuse (AGC-1)	5A
02012	TV-40CB-UL/CSA	24VAC	40	450mA	B04	5	1A Circuit Breaker	5A
02013	TV-48-UL/CSA	24VAC	48	450mA	B04	6	1A Fuse (AGC-1)	6A
02014	TV-48CB-UL/CSA	24VAC	48	450mA	B04	6	1A Circuit Breaker	6A

TYPICAL HOOKUP



NOTES: for typical hookup, units with greater than 16 zones use multiple boards

- For cabinet mounting information, obtain Cabinet Bulletin
- Each Output is: 450mA @ 24VAC (8 outputs)
900mA @ 24VAC (4 outputs)
- Trouble Relay is Form "C" Common Fault; Fail-Safe Operation
- Relay contacts are rated: 1A @ 24VDC
- Individual zone fault indication




ALARM SAF

65A Industrial Way, Wilmington, MA 01887-3499, USA, Voice:978-658-6717, Fax:978-658-8638 www.alarmsaf.com



ALARM SAF

CPS1 POWER SUPPLY/BATTERY CHARGER



6/12/24 VDC, 1 amp (continuous) commercial power supply for systems integration featuring field selectable voltage and visual fault indication. Common access control and security system applications include door strikes, mag locks, card readers and other accessory devices.

FEATURES AND SPECIFICATIONS

Features

- Field selectable output
- Visual fault indication
- Short circuit protection
- Controlled current battery charging
- Thermal protection
- Reverse polarity protection (fused)
- Snaptrack compatible
- Installation kit included
- Key lockable cabinet (where applicable)
- Limited Lifetime warranty

Power Supply Specifications

- Input voltage: 12 VAC/16 VAC/24 VAC, output dependent
- Output voltage: 6/12/24 VDC, Field selectable
- Output current:
 - 1.2A @ 6/12 VDC
 - 0.75A @ 24 VDC
- Ripple: < 0.240 VAC p-p
- Operating Temperature: 0 °C to 50 °C
- Humidity: 85% @ 30 °C
- Maximum Battery Charge: Up to 4 AH
- Electronically regulated and filtered output
- Visual fault indicators :
 - AC presence: Green LED
 - DC presence: Red LED

APPLICATIONS

- Door strikes
- Mag locks
- Card readers
- Proximity readers

MECHANICAL

Board Dimensions

- 2.75" W x 4.00"L x 1.50"H

Cabinet Dimensions

- 8.00" H x 7.00"W x 3.50"D

ORDER INFORMATION


Order #	Model #	Description
00849	CPS1	6/12/24V Field Selectable 1A Board
00807	PS1-BFS-12	12VDC, 1A Power Supply w/Plug-In Transformer in Small Cabinet
00808	PS1-BFS-12B	12VDC, 1A Power Supply w/Plug-In Transformer & 12V 4Ah Battery in Small Cabinet

Transformer Information			
Output Voltage	Model #	Order #	Type
6V	T-12V20	00633	Plug-in
12V	T-16V50	00602	Plug-in
24V	T-24V40	00603	Plug-in



ALARM SAF

CPS1 POWER SUPPLY/BATTERY CHARGER



6/12/24 VDC, 1 amp (continuous) commercial power supply for systems integration featuring field selectable voltage and visual fault indication. Common access control and security system applications include door strikes, mag locks, card readers and other accessory devices.

FEATURES AND SPECIFICATIONS

Features

- Field selectable output
- Visual fault indication
- Short circuit protection
- Controlled current battery charging
- Thermal protection
- Reverse polarity protection (fused)
- Snaptrack compatible
- Installation kit included
- Key lockable cabinet (where applicable)
- Limited Lifetime warranty

Power Supply Specifications

- Input voltage: 12 VAC/16 VAC/24 VAC, output dependent
- Output voltage: 6/12/24 VDC, Field selectable
- Output current:
 - 1.2A @ 6/12 VDC
 - 0.75A @ 24 VDC
- Ripple: < 0.240 VAC p-p
- Operating Temperature: 0 °C to 50 °C
- Humidity: 85% @ 30 °C
- Maximum Battery Charge: Up to 4 AH
- Electronically regulated and filtered output
- Visual fault indicators :
 - AC presence: Green LED
 - DC presence: Red LED

APPLICATIONS

- Door strikes
- Mag locks
- Card readers
- Proximity readers

MECHANICAL

Board Dimensions

- 2.75" W x 4.00"L x 1.50"H

Cabinet Dimensions

- 8.00" H x 7.00"W x 3.50"D

ORDER INFORMATION

Order #	Model #	Description
00849	CPS1	6/12/24V Field Selectable 1A Board
00807	PS1-BFS-12	12VDC, 1A Power Supply w/Plug-In Transformer in Small Cabinet
00808	PS1-BFS-12B	12VDC, 1A Power Supply w/Plug-In Transformer & 12V 4Ah Battery in Small Cabinet

Transformer Information			
Output Voltage	Model #	Order #	Type
6V	T-12V20	00633	Plug-in
12V	T-16V50	00602	Plug-in
24V	T-24V40	00603	Plug-in



ALARM SAF

POWER SUPPLY/BATTERY CHARGER



12/24VDC @ 3A or 4A Cabinet Level

Economical and reliable, these general purpose, cabinet enclosed units are available in 12 or 24VDC models at 3 or 4A. This family of Power Supply / Battery Chargers allows the applications engineer to provide main, standby or auxiliary power to non-listed systems for doorstrikes, maglocks, card readers, proximity readers and other equipment used in security system integration applications. These versatile power supplies / battery chargers feature full regulation and filtering, short circuit and thermal protection, and linear design technology. They are supplied complete with locking cabinet and transformer. Charge capacity ranges from 20 to 38Ah depending on model.

FEATURES

- 12 or 24VDC
- 3 or 4A current capability
- Thermal protection
- Fault status reporting
- Fully regulated and filtered
- Fault relay (see specifications)
- Reverse polarity protection
- Fused battery output
- Linear technology for proximity reader compatibility
- In-cabinet battery capacity of 20Ah @ 12V or 8Ah @ 24V
- Limited lifetime warranty on PC board

APPLICATIONS

- Uninterruptible auxiliary or system power
- Proximity or card reader power
- Local or central doorstrike power
- Local or central maglock power
- DC CCTV camera power
- High capacity standby battery charging

SPECIFICATIONS

	PS3-BFS-12 / PS3-BFS-24	PS5-BFS-12 / PS5-BFS-24	PS5-12040-BO3	PS5-24040-BO3
Output Voltage	12/24VDC	12/24VDC	12VDC	24VDC
Output Current	3A (Note 1)	5A (Note2)	5A (Note2)	5A (Note2)
Input Voltage	120VAC	120VAC	120VAC	120VAC
Input Current	1.25A@12VDC / 2.5A@24VDC	1.25A@12VDC / 2.5A@24VDC	1.25A	2.5A
Ripple (RMS)	.005VAC@5A .14VAC@2.5A	.005VAC@5A .14VAC@4A	.005VAC@5A .14VAC@2.5A	.005VAC@5A .14VAC@.4A
Battery Charge Capacity	14Ah (Note 3)	20Ah (Note 3)	38Ah (Note 3)	38Ah (Note 3)
Fault Output Type	Voltage	Voltage	Form C	Form C
Trouble Relay	No	No	Yes	Yes
Fault Detection	AC fuse, Battery fuse, Low battery			
Visual indicators (LEDs)	AC: Green, Common fault: Yellow			
Temperature Range	32° to 120°F (0° to 50°C)			
Humidity	85% @ 85°F (29.4°C)			
Fuse Type/Rating	Glass tube, 10A battery fuse, 10A AC fuse			
Cabinet Dimensions	11"H x 15"W x 4"D (28cm x 38cm x 11cm)			
Cabinet Weight	18 lb. (8.2 kg)			
Cabinet Material	18 gauge painted steel			
Battery Space	4.5"H x 14.5"W x 4"D (12cm x 37cm x 10cm)			

NOTE 1: For continuous current draw derate to 1.5A

NOTE 2: For continuous current draw derate to 4A

NOTE 3: Maximum current drawn from these units is affected by battery size used. Maximum allowed load current is 10% of the battery Ah rating as a dedicated battery charging current. **EXAMPLE:** To charge a 17 Ah battery from a PS5, allow 1.7 A for battery charging, which leaves 3.3 A for the system load (5-1.7=3.3).

ORDER INFORMATION

ORDER NUMBER	MODEL NUMBER	DESCRIPTION	BATTERY CHARGE CAPACITY	CABINET BATTERY CAPACITY	CABINET DIMENSIONS
00809	PS3-BFS-12	12VDC 3A Power Supply	20Ah	20Ah	BO3 - 11"H x 15"W x 4"D (28cm x 38cm x 11cm)
00816	PS3-BFS-12-2B7	12VDC 3A Power Supply with two 7Ah batteries	20Ah	20Ah	
00810	PS3-BFS-24	24VDC 3A Power Supply	20Ah	8Ah	
00832	PS3-BFS-12-4B4	12VDC 3A Power Supply with four 4Ah batteries	20Ah	20Ah	
00833	PS3-BFS-24-2B7	24VDC 3A Power Supply with two 7Ah batteries	20Ah	8Ah	
00811	PS5-BFS-12	12VDC 4A Power Supply	38Ah	20Ah	
00817	PS5-BFS12-4B4	12VDC 4A Power Supply with four 4Ah batteries	38Ah	20Ah	
00812	PS5-BFS-24	24VDC 4A Power Supply	38Ah	8Ah	
00818	PS5-BFS-24-4B4	24VDC 4A Power Supply with four 4Ah batteries	38Ah	8Ah	
00834	PS5-12040-BO3	12VDC 4A Power Supply	34Ah	20Ah	
00836	PS5-24040-BO3	24VDC 4A Power Supply	34Ah	8Ah	
00839	PS5-BFS-12-1B7	12VDC 4A Power Supply with one 7Ah battery	34Ah	20Ah	



ALARM SAF

65A Industrial Way, Wilmington, MA 01887-3499, USA, Voice:978-658-6717, Fax:978-658-8638 www.alarmsaf.com



ALARM SAF

POWER SUPPLY/BATTERY CHARGER



12/24VDC @ 3A or 4A Cabinet Level

Economical and reliable, these general purpose, cabinet enclosed units are available in 12 or 24VDC models at 3 or 4A. This family of Power Supply / Battery Chargers allows the applications engineer to provide main, standby or auxiliary power to non-listed systems for doorstrikes, maglocks, card readers, proximity readers and other equipment used in security system integration applications. These versatile power supplies / battery chargers feature full regulation and filtering, short circuit and thermal protection, and linear design technology. They are supplied complete with locking cabinet and transformer. Charge capacity ranges from 20 to 38Ah depending on model.

FEATURES

- 12 or 24VDC
- 3 or 4A current capability
- Thermal protection
- Fault status reporting
- Fully regulated and filtered
- Fault relay (see specifications)
- Reverse polarity protection
- Fused battery output
- Linear technology for proximity reader compatibility
- In-cabinet battery capacity of 20Ah @ 12V or 8Ah @ 24V
- Limited lifetime warranty on PC board

APPLICATIONS

- Uninterruptible auxiliary or system power
- Proximity or card reader power
- Local or central doorstrike power
- Local or central maglock power
- DC CCTV camera power
- High capacity standby battery charging

SPECIFICATIONS

	PS3-BFS-12 / PS3-BFS-24	PS5-BFS-12 / PS5-BFS-24	PS5-12040-BO3	PS5-24040-BO3
Output Voltage	12/24VDC	12/24VDC	12VDC	24VDC
Output Current	3A (Note 1)	5A (Note2)	5A (Note2)	5A (Note2)
Input Voltage	120VAC	120VAC	120VAC	120VAC
Input Current	1.25A@12VDC / 2.5A@24VDC	1.25A@12VDC / 2.5A@24VDC	1.25A	2.5A
Ripple (RMS)	.005VAC@5A .14VAC@2.5A	.005VAC@5A .14VAC@4A	.005VAC@5A .14VAC@2.5A	.005VAC@5A .14VAC@.4A
Battery Charge Capacity	14Ah (Note 3)	20Ah (Note 3)	38Ah (Note 3)	38Ah (Note 3)
Fault Output Type	Voltage	Voltage	Form C	Form C
Trouble Relay	No	No	Yes	Yes
Fault Detection	AC fuse, Battery fuse, Low battery			
Visual indicators (LEDs)	AC: Green, Common fault: Yellow			
Temperature Range	32° to 120°F (0° to 50°C)			
Humidity	85% @ 85°F (29.4°C)			
Fuse Type/Rating	Glass tube, 10A battery fuse, 10A AC fuse			
Cabinet Dimensions	11"H x 15"W x 4"D (28cm x 38cm x 11cm)			
Cabinet Weight	18 lb. (8.2 kg)			
Cabinet Material	18 gauge painted steel			
Battery Space	4.5"H x 14.5"W x 4"D (12cm x 37cm x 10cm)			

NOTE 1: For continuous current draw derate to 1.5A

NOTE 2: For continuous current draw derate to 4A

NOTE 3: Maximum current drawn from these units is affected by battery size used. Maximum allowed load current is 10% of the battery Ah rating as a dedicated battery charging current. **EXAMPLE:** To charge a 17 Ah battery from a PS5, allow 1.7 A for battery charging, which leaves 3.3 A for the system load (5-1.7=3.3).

ORDER INFORMATION

ORDER NUMBER	MODEL NUMBER	DESCRIPTION	BATTERY CHARGE CAPACITY	CABINET BATTERY CAPACITY	CABINET DIMENSIONS
00809	PS3-BFS-12	12VDC 3A Power Supply	20Ah	20Ah	BO3 - 11"H x 15"W x 4"D (28cm x 38cm x 11cm)
00816	PS3-BFS-12-2B7	12VDC 3A Power Supply with two 7Ah batteries	20Ah	20Ah	
00810	PS3-BFS-24	24VDC 3A Power Supply	20Ah	8Ah	
00832	PS3-BFS-12-4B4	12VDC 3A Power Supply with four 4Ah batteries	20Ah	20Ah	
00833	PS3-BFS-24-2B7	24VDC 3A Power Supply with two 7Ah batteries	20Ah	8Ah	
00811	PS5-BFS-12	12VDC 4A Power Supply	38Ah	20Ah	
00817	PS5-BFS12-4B4	12VDC 4A Power Supply with four 4Ah batteries	38Ah	20Ah	
00812	PS5-BFS-24	24VDC 4A Power Supply	38Ah	8Ah	
00818	PS5-BFS-24-4B4	24VDC 4A Power Supply with four 4Ah batteries	38Ah	8Ah	
00834	PS5-12040-BO3	12VDC 4A Power Supply	34Ah	20Ah	
00836	PS5-24040-BO3	24VDC 4A Power Supply	34Ah	8Ah	
00839	PS5-BFS-12-1B7	12VDC 4A Power Supply with one 7Ah battery	34Ah	20Ah	



ALARM SAF

65A Industrial Way, Wilmington, MA 01887-3499, USA, Voice:978-658-6717, Fax:978-658-8638 www.alarmsaf.com



12 or 24 VDC 2.5 to 4 Amperes

These Agency Listed PS5 units provide main, standby, or auxiliary DC power to access control or fire systems. Features offered on specific models include 2.5 to 4 Amp performance, charging capability to 36 Amphours, fault detection, lockable and vented cabinets, power limiting, thermal and current limiting, and reverse polarity protection for the battery set. The cabinet will provide space for a 20Ah battery set at 12 Volts or an 8Ah set at 24 Volts.

DIMENSIONS

Cabinet Size

- B03
 - 11 "H x 15"W x 4"D
 - 28cm x 38cm x 11cm

Cabinet Weight

- 18 lbs. (8.2 kg.)

Cabinet Material

- 18 Gauge Painted Steel

Cabinet Battery Space

- B03
 - 4.5"H x 14.5"W x 4"D
 - 12cm x 37cm x 10cm

SPECIFICATIONS

Input Characteristics

- AC Input
 - 120VAC (+10%,-15%),60Hz, Single Phase
 - 2.5A max

Output Characteristics

- Voltage: 12 or 24VDC
- Current: model specific, see chart
- Overcurrent Protection
 - Fuse
 - Electronic regulator
- Current Limiting Protection–Circuit Breaker/PTC*

Visual Indicators

- AC Presence . . . Green LED
- Fault Yellow LED (PS5-BFS-UL)
- System OK Green LED (PS5-B03-UL)

Temperature Characteristics

- Operating Temperature Range
 - 0°C to 50°C
 - Humidity 85% @ 30°C

Fault Detection

- Conditions Reported
 - Low Battery
 - Loss of AC
 - Blown Battery Fuse
 - Blown AC Fuse
 - Tripped PTC/CB (Power Limited Models Only)
- Reporting Method
 - Current Limited Voltage Output (PS5-BFS-UL**)
 - Form 'C' Relay (PS5-B03-UL)
 - Contact Ratings: 1A @ 24VDC

Temperature Characteristics

- Operating Temperature Range
 - 0°C to 50°C
 - Humidity 85% @ 30°C

* Polyswitch Circuit Protector

**When using the PS5-BFS-XX-UL for fault reporting in fire applications, the accessory relay RBKS-124P or RBKS-124N must be used. Call Tech Support for Application Bulletin.

FEATURES

- 12 or 24 VDC (See Order Information Chart)
- 4 Amp Current Capability or...
 - 2.5 Amps Power Limited
- Fault Status Reporting
- Key Lockable Cabinet
- In-Cabinet Battery Storage Capacity
 - 20Ah @ 12 Volts
 - 8Ah @ 24 Volts
- Vented Cabinet
- Fault Relay (See Order Information Chart)
- **LIFETIME WARRANTY** on PC Board

LISTINGS

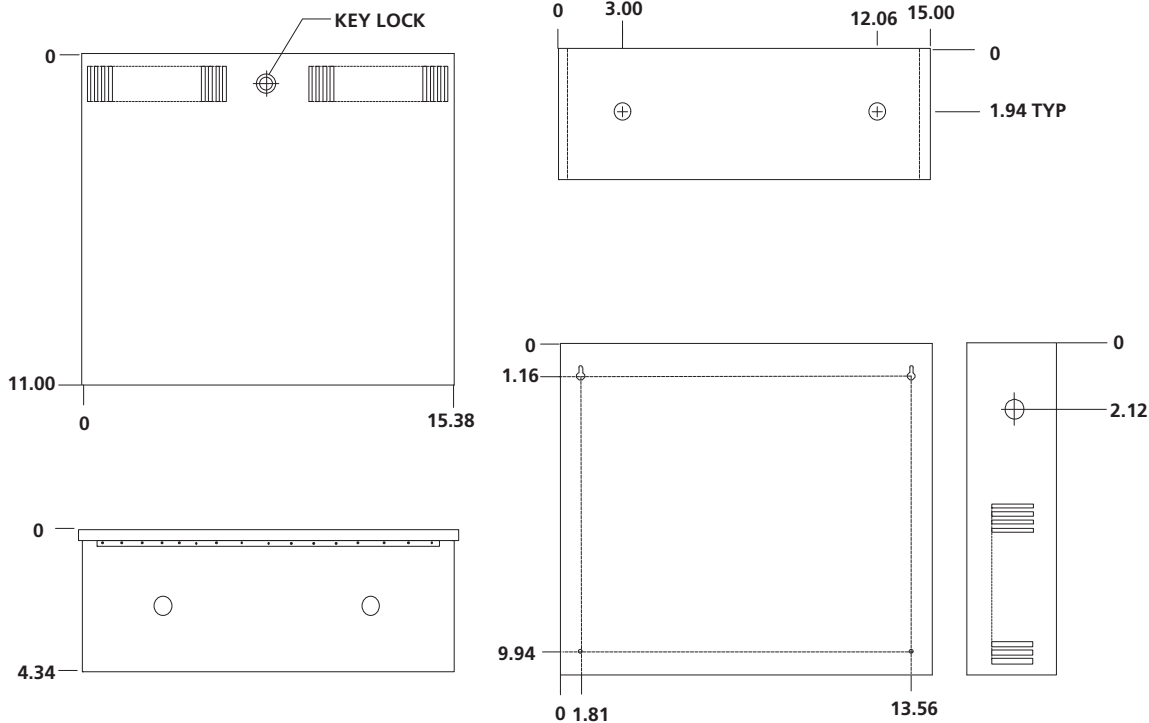


- UL Listings
 - UL 294 Access Control System Units
 - UL 1481 . . . Power Supplies for Fire Protective Signaling Systems
- MEA City of New York

ORDER INFORMATION

Order Number	Model Number	Output Voltage	Output Current	Battery Charge Capacity	Cabinet Battery Space	Supplied Battery Set	Trouble Relay	Power Limited	Access	Burg	Fire	CCTV
01317	PS5-12025-B03-UL	12VDC	2 A	34Ah	20Ah		•	•	•		•	
01320	PS5-12025-B03-UL-1B7	12VDC	2 A	34Ah	20Ah	7Ah	•	•	•		•	
01321	PS5-12025-B03-UL-2B7	12VDC	2 A	34Ah	20Ah	14Ah	•	•	•		•	
01313	PS5-12040-B03-UL	12VDC	4A	34Ah	20Ah		•		•		•	
01322	PS5-12040-B03-UL-1B7	12VDC	4A	34Ah	20Ah	7Ah	•		•		•	
01323	PS5-12040-B03-UL-2B7	12VDC	4A	34Ah	20Ah	14Ah	•		•		•	
01315	PS5-12040-B03-UL-RED	12VDC	4A	34Ah	20Ah		•		•		•	
01318	PS5-24025-B03-UL	24VDC	2 A	34Ah	8Ah		•	•	•		•	
01324	PS5-24025-B03-UL-2B7	24VDC	2 A	34Ah	8Ah	7Ah	•	•	•		•	
01314	PS5-24040-B03-UL	24VDC	4A	34Ah	8Ah		•		•		•	
01325	PS5-24040-B03-UL-2B7	24VDC	4A	34Ah	8Ah	7Ah	•		•		•	
01316	PS5-24040-B03-UL-RED	24VDC	4A	34Ah	8Ah		•		•		•	
01303	PS5-BFS-12-UL	12VDC	4A	38Ah	20Ah				•		•	
01308	PS5-BFS-12-UL-2B7	12VDC	4A	38Ah	20Ah	14Ah			•		•	
01305	PS5-BFS-12-UL-RED	12VDC	4A	38Ah	20Ah				•		•	
01304	PS5-BFS-24-UL	24VDC	4A	38Ah	8Ah				•		•	
01307	PS5-BFS-24-UL-2B7	24VDC	4A	34Ah	8Ah	7Ah			•		•	
01306	PS5-BFS-24-UL-RED	24VDC	4A	34Ah	8Ah				•		•	
01319	PS5-BFS-24-UL-RED-2B7	24VDC	4A	34Ah	8Ah	7Ah			•		•	

MECHANICAL



ALARM SAF

65A Industrial Way, Wilmington, MA 01887-3499, USA, Voice:978-658-6717, Fax:978-658-8638, www.alarmsaf.com



ALARM SAF

POWER SUPPLY/BATTERY CHARGER



12/24VDC @ 3A or 4A Cabinet Level

Economical and reliable, these general purpose, cabinet enclosed units are available in 12 or 24VDC models at 3 or 4A. This family of Power Supply / Battery Chargers allows the applications engineer to provide main, standby or auxiliary power to non-listed systems for doorstrikes, maglocks, card readers, proximity readers and other equipment used in security system integration applications. These versatile power supplies / battery chargers feature full regulation and filtering, short circuit and thermal protection, and linear design technology. They are supplied complete with locking cabinet and transformer. Charge capacity ranges from 20 to 38Ah depending on model.

FEATURES

- 12 or 24VDC
- 3 or 4A current capability
- Thermal protection
- Fault status reporting
- Fully regulated and filtered
- Fault relay (see specifications)
- Reverse polarity protection
- Fused battery output
- Linear technology for proximity reader compatibility
- In-cabinet battery capacity of 20Ah @ 12V or 8Ah @ 24V
- Limited lifetime warranty on PC board

APPLICATIONS

- Uninterruptible auxiliary or system power
- Proximity or card reader power
- Local or central doorstrike power
- Local or central maglock power
- DC CCTV camera power
- High capacity standby battery charging

SPECIFICATIONS

	PS3-BFS-12 / PS3-BFS-24	PS5-BFS-12 / PS5-BFS-24	PS5-12040-BO3	PS5-24040-BO3
Output Voltage	12/24VDC	12/24VDC	12VDC	24VDC
Output Current	3A (Note 1)	5A (Note2)	5A (Note2)	5A (Note2)
Input Voltage	120VAC	120VAC	120VAC	120VAC
Input Current	1.25A@12VDC / 2.5A@24VDC	1.25A@12VDC / 2.5A@24VDC	1.25A	2.5A
Ripple (RMS)	.005VAC@5A .14VAC@2.5A	.005VAC@5A .14VAC@4A	.005VAC@5A .14VAC@2.5A	.005VAC@5A .14VAC@.4A
Battery Charge Capacity	14Ah (Note 3)	20Ah (Note 3)	38Ah (Note 3)	38Ah (Note 3)
Fault Output Type	Voltage	Voltage	Form C	Form C
Trouble Relay	No	No	Yes	Yes
Fault Detection	AC fuse, Battery fuse, Low battery			
Visual indicators (LEDs)	AC: Green, Common fault: Yellow			
Temperature Range	32° to 120°F (0° to 50°C)			
Humidity	85% @ 85°F (29.4°C)			
Fuse Type/Rating	Glass tube, 10A battery fuse, 10A AC fuse			
Cabinet Dimensions	11"H x 15"W x 4"D (28cm x 38cm x 11cm)			
Cabinet Weight	18 lb. (8.2 kg)			
Cabinet Material	18 gauge painted steel			
Battery Space	4.5"H x 14.5"W x 4"D (12cm x 37cm x 10cm)			

NOTE 1: For continuous current draw derate to 1.5A

NOTE 2: For continuous current draw derate to 4A

NOTE 3: Maximum current drawn from these units is affected by battery size used. Maximum allowed load current is 10% of the battery Ah rating as a dedicated battery charging current. **EXAMPLE:** To charge a 17 Ah battery from a PS5, allow 1.7 A for battery charging, which leaves 3.3 A for the system load (5-1.7=3.3).

ORDER INFORMATION

ORDER NUMBER	MODEL NUMBER	DESCRIPTION	BATTERY CHARGE CAPACITY	CABINET BATTERY CAPACITY	CABINET DIMENSIONS
00809	PS3-BFS-12	12VDC 3A Power Supply	20Ah	20Ah	BO3 - 11"H x 15"W x 4"D (28cm x 38cm x 11cm)
00816	PS3-BFS-12-2B7	12VDC 3A Power Supply with two 7Ah batteries	20Ah	20Ah	
00810	PS3-BFS-24	24VDC 3A Power Supply	20Ah	8Ah	
00832	PS3-BFS-12-4B4	12VDC 3A Power Supply with four 4Ah batteries	20Ah	20Ah	
00833	PS3-BFS-24-2B7	24VDC 3A Power Supply with two 7Ah batteries	20Ah	8Ah	
00811	PS5-BFS-12	12VDC 4A Power Supply	38Ah	20Ah	
00817	PS5-BFS12-4B4	12VDC 4A Power Supply with four 4Ah batteries	38Ah	20Ah	
00812	PS5-BFS-24	24VDC 4A Power Supply	38Ah	8Ah	
00818	PS5-BFS-24-4B4	24VDC 4A Power Supply with four 4Ah batteries	38Ah	8Ah	
00834	PS5-12040-BO3	12VDC 4A Power Supply	34Ah	20Ah	
00836	PS5-24040-BO3	24VDC 4A Power Supply	34Ah	8Ah	
00839	PS5-BFS-12-1B7	12VDC 4A Power Supply with one 7Ah battery	34Ah	20Ah	



ALARM SAF

65A Industrial Way, Wilmington, MA 01887-3499, USA, Voice:978-658-6717, Fax:978-658-8638 www.alarmsaf.com



12 or 24 VDC 2.5 to 4 Amperes

These Agency Listed PS5 units provide main, standby, or auxiliary DC power to access control or fire systems. Features offered on specific models include 2.5 to 4 Amp performance, charging capability to 36 Amphours, fault detection, lockable and vented cabinets, power limiting, thermal and current limiting, and reverse polarity protection for the battery set. The cabinet will provide space for a 20Ah battery set at 12 Volts or an 8Ah set at 24 Volts.

DIMENSIONS

Cabinet Size

- B03
 - 11 "H x 15"W x 4"D
 - 28cm x 38cm x 11cm

Cabinet Weight

- 18 lbs. (8.2 kg.)

Cabinet Material

- 18 Gauge Painted Steel

Cabinet Battery Space

- B03
 - 4.5"H x 14.5"W x 4"D
 - 12cm x 37cm x 10cm

SPECIFICATIONS

Input Characteristics

- AC Input
 - 120VAC (+10%,-15%),60Hz, Single Phase
 - 2.5A max

Output Characteristics

- Voltage: 12 or 24VDC
- Current: model specific, see chart
- Overcurrent Protection
 - Fuse
 - Electronic regulator
- Current Limiting Protection–Circuit Breaker/PTC*

Visual Indicators

- AC Presence . . . Green LED
- Fault Yellow LED (PS5-BFS-UL)
- System OK Green LED (PS5-B03-UL)

Temperature Characteristics

- Operating Temperature Range
 - 0°C to 50°C
 - Humidity 85% @ 30°C

Fault Detection

- Conditions Reported
 - Low Battery
 - Loss of AC
 - Blown Battery Fuse
 - Blown AC Fuse
 - Tripped PTC/CB (Power Limited Models Only)
- Reporting Method
 - Current Limited Voltage Output (PS5-BFS-UL**)
 - Form 'C' Relay (PS5-B03-UL)
 - Contact Ratings: 1A @ 24VDC

Temperature Characteristics

- Operating Temperature Range
 - 0°C to 50°C
 - Humidity 85% @ 30°C

* Polyswitch Circuit Protector

**When using the PS5-BFS-XX-UL for fault reporting in fire applications, the accessory relay RBKS-124P or RBKS-124N must be used. Call Tech Support for Application Bulletin.

FEATURES

- 12 or 24 VDC (See Order Information Chart)
- 4 Amp Current Capability or...
 - 2.5 Amps Power Limited
- Fault Status Reporting
- Key Lockable Cabinet
- In-Cabinet Battery Storage Capacity
 - 20Ah @ 12 Volts
 - 8Ah @ 24 Volts
- Vented Cabinet
- Fault Relay (See Order Information Chart)
- **LIFETIME WARRANTY** on PC Board

LISTINGS

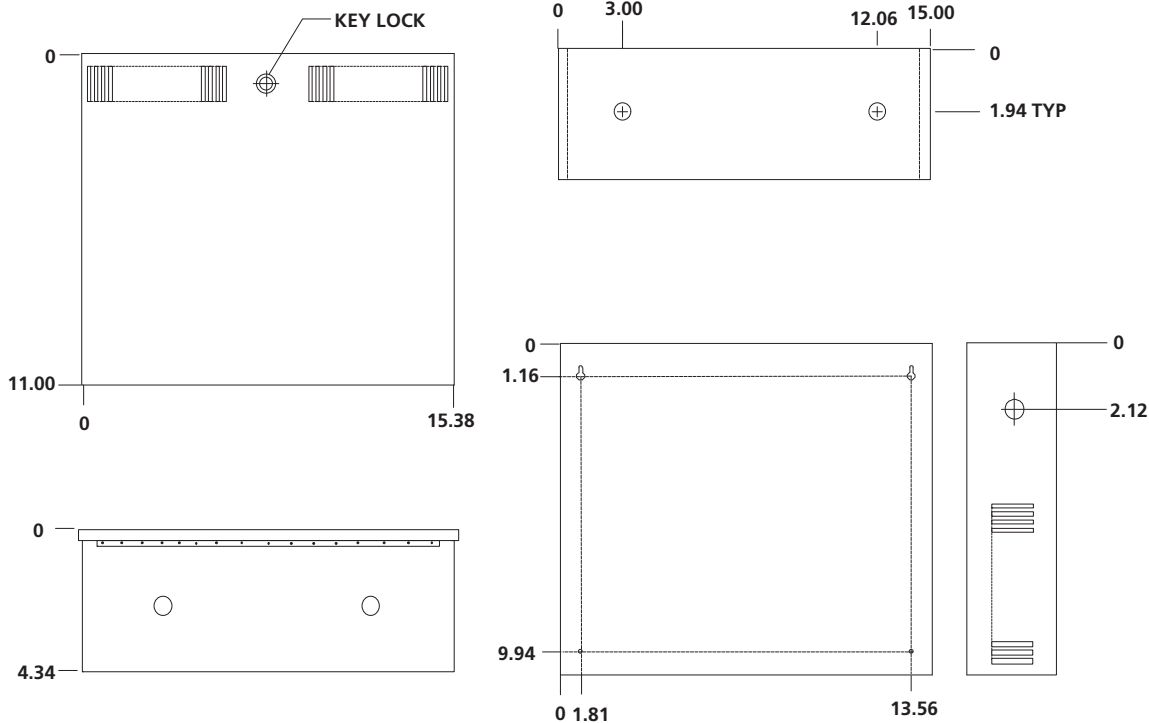


- UL Listings
 - UL 294 Access Control System Units
 - UL 1481 . . . Power Supplies for Fire Protective Signaling Systems
- MEA City of New York

ORDER INFORMATION

Order Number	Model Number	Output Voltage	Output Current	Battery Charge Capacity	Cabinet Battery Space	Supplied Battery Set	Trouble Relay	Power Limited	Access	Burg	Fire	CCTV
01317	PS5-12025-B03-UL	12VDC	2 A	34Ah	20Ah		•	•	•		•	
01320	PS5-12025-B03-UL-1B7	12VDC	2 A	34Ah	20Ah	7Ah	•	•	•		•	
01321	PS5-12025-B03-UL-2B7	12VDC	2 A	34Ah	20Ah	14Ah	•	•	•		•	
01313	PS5-12040-B03-UL	12VDC	4A	34Ah	20Ah		•		•		•	
01322	PS5-12040-B03-UL-1B7	12VDC	4A	34Ah	20Ah	7Ah	•		•		•	
01323	PS5-12040-B03-UL-2B7	12VDC	4A	34Ah	20Ah	14Ah	•		•		•	
01315	PS5-12040-B03-UL-RED	12VDC	4A	34Ah	20Ah		•		•		•	
01318	PS5-24025-B03-UL	24VDC	2 A	34Ah	8Ah		•	•	•		•	
01324	PS5-24025-B03-UL-2B7	24VDC	2 A	34Ah	8Ah	7Ah	•	•	•		•	
01314	PS5-24040-B03-UL	24VDC	4A	34Ah	8Ah		•		•		•	
01325	PS5-24040-B03-UL-2B7	24VDC	4A	34Ah	8Ah	7Ah	•		•		•	
01316	PS5-24040-B03-UL-RED	24VDC	4A	34Ah	8Ah		•		•		•	
01303	PS5-BFS-12-UL	12VDC	4A	38Ah	20Ah				•		•	
01308	PS5-BFS-12-UL-2B7	12VDC	4A	38Ah	20Ah	14Ah			•		•	
01305	PS5-BFS-12-UL-RED	12VDC	4A	38Ah	20Ah				•		•	
01304	PS5-BFS-24-UL	24VDC	4A	38Ah	8Ah				•		•	
01307	PS5-BFS-24-UL-2B7	24VDC	4A	34Ah	8Ah	7Ah			•		•	
01306	PS5-BFS-24-UL-RED	24VDC	4A	34Ah	8Ah				•		•	
01319	PS5-BFS-24-UL-RED-2B7	24VDC	4A	34Ah	8Ah	7Ah			•		•	

MECHANICAL



ALARM SAF

65A Industrial Way, Wilmington, MA 01887-3499, USA, Voice:978-658-6717, Fax:978-658-8638, www.alarmsaf.com



12 or 24 VDC 2.5 to 4 Amperes

These Agency Listed PS5 units provide main, standby, or auxiliary DC power to access control or fire systems. Features offered on specific models include 2.5 to 4 Amp performance, charging capability to 36 Amphours, fault detection, lockable and vented cabinets, power limiting, thermal and current limiting, and reverse polarity protection for the battery set. The cabinet will provide space for a 20Ah battery set at 12 Volts or an 8Ah set at 24 Volts.

DIMENSIONS

Cabinet Size

- B03
 - 11 "H x 15"W x 4"D
 - 28cm x 38cm x 11cm

Cabinet Weight

- 18 lbs. (8.2 kg.)

Cabinet Material

- 18 Gauge Painted Steel

Cabinet Battery Space

- B03
 - 4.5"H x 14.5"W x 4"D
 - 12cm x 37cm x 10cm

SPECIFICATIONS

Input Characteristics

- AC Input
 - 120VAC (+10%,-15%),60Hz, Single Phase
 - 2.5A max

Output Characteristics

- Voltage: 12 or 24VDC
- Current: model specific, see chart
- Overcurrent Protection
 - Fuse
 - Electronic regulator
- Current Limiting Protection–Circuit Breaker/PTC*

Visual Indicators

- AC Presence . . . Green LED
- Fault Yellow LED (PS5-BFS-UL)
- System OK Green LED (PS5-B03-UL)

Temperature Characteristics

- Operating Temperature Range
 - 0°C to 50°C
 - Humidity 85% @ 30°C

Fault Detection

- Conditions Reported
 - Low Battery
 - Loss of AC
 - Blown Battery Fuse
 - Blown AC Fuse
 - Tripped PTC/CB (Power Limited Models Only)
- Reporting Method
 - Current Limited Voltage Output (PS5-BFS-UL**)
 - Form 'C' Relay (PS5-B03-UL)
 - Contact Ratings: 1A @ 24VDC

Temperature Characteristics

- Operating Temperature Range
 - 0°C to 50°C
 - Humidity 85% @ 30°C

* Polyswitch Circuit Protector

**When using the PS5-BFS-XX-UL for fault reporting in fire applications, the accessory relay RBKS-124P or RBKS-124N must be used. Call Tech Support for Application Bulletin.

FEATURES

- 12 or 24 VDC (See Order Information Chart)
- 4 Amp Current Capability or...
 - 2.5 Amps Power Limited
- Fault Status Reporting
- Key Lockable Cabinet
- In-Cabinet Battery Storage Capacity
 - 20Ah @ 12 Volts
 - 8Ah @ 24 Volts
- Vented Cabinet
- Fault Relay (See Order Information Chart)
- **LIFETIME WARRANTY** on PC Board

LISTINGS

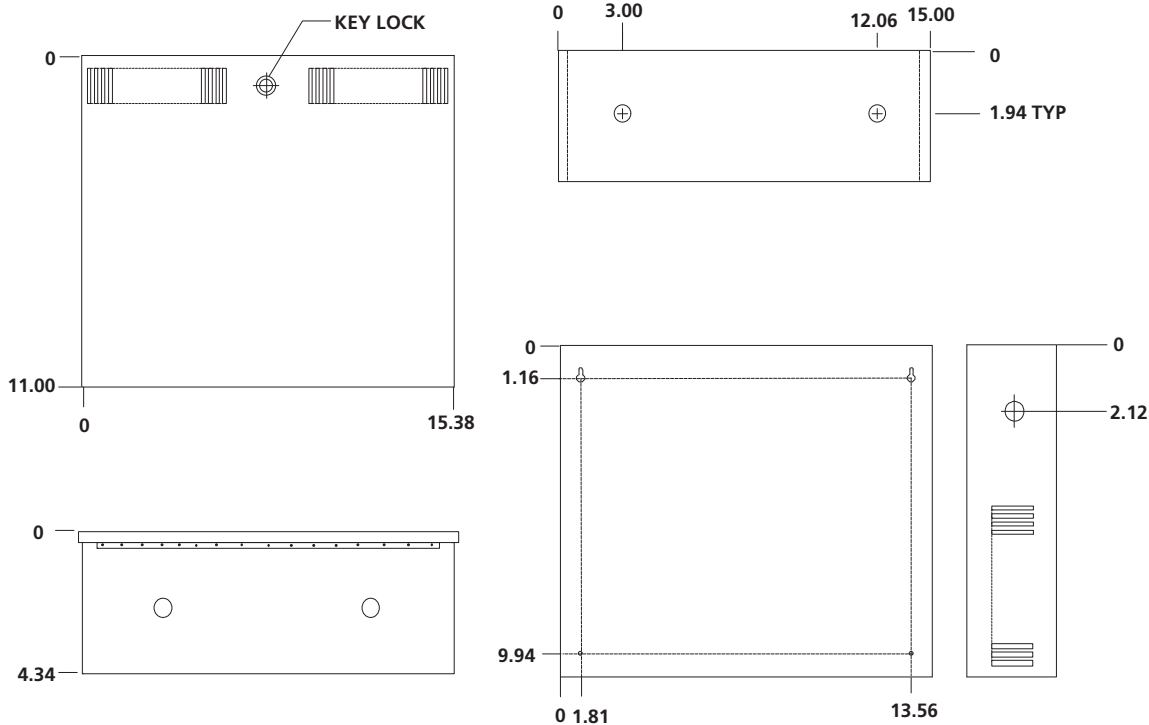


- UL Listings
 - UL 294 Access Control System Units
 - UL 1481 . . . Power Supplies for Fire Protective Signaling Systems
- MEA City of New York

ORDER INFORMATION

Order Number	Model Number	Output Voltage	Output Current	Battery Charge Capacity	Cabinet Battery Space	Supplied Battery Set	Trouble Relay	Power Limited	Access	Burg	Fire	CCTV
01317	PS5-12025-B03-UL	12VDC	2 A	34Ah	20Ah		•	•	•		•	
01320	PS5-12025-B03-UL-1B7	12VDC	2 A	34Ah	20Ah	7Ah	•	•	•		•	
01321	PS5-12025-B03-UL-2B7	12VDC	2 A	34Ah	20Ah	14Ah	•	•	•		•	
01313	PS5-12040-B03-UL	12VDC	4A	34Ah	20Ah		•		•		•	
01322	PS5-12040-B03-UL-1B7	12VDC	4A	34Ah	20Ah	7Ah	•		•		•	
01323	PS5-12040-B03-UL-2B7	12VDC	4A	34Ah	20Ah	14Ah	•		•		•	
01315	PS5-12040-B03-UL-RED	12VDC	4A	34Ah	20Ah		•		•		•	
01318	PS5-24025-B03-UL	24VDC	2 A	34Ah	8Ah		•	•	•		•	
01324	PS5-24025-B03-UL-2B7	24VDC	2 A	34Ah	8Ah	7Ah	•	•	•		•	
01314	PS5-24040-B03-UL	24VDC	4A	34Ah	8Ah		•		•		•	
01325	PS5-24040-B03-UL-2B7	24VDC	4A	34Ah	8Ah	7Ah	•		•		•	
01316	PS5-24040-B03-UL-RED	24VDC	4A	34Ah	8Ah		•		•		•	
01303	PS5-BFS-12-UL	12VDC	4A	38Ah	20Ah				•		•	
01308	PS5-BFS-12-UL-2B7	12VDC	4A	38Ah	20Ah	14Ah			•		•	
01305	PS5-BFS-12-UL-RED	12VDC	4A	38Ah	20Ah				•		•	
01304	PS5-BFS-24-UL	24VDC	4A	38Ah	8Ah				•		•	
01307	PS5-BFS-24-UL-2B7	24VDC	4A	34Ah	8Ah	7Ah			•		•	
01306	PS5-BFS-24-UL-RED	24VDC	4A	34Ah	8Ah				•		•	
01319	PS5-BFS-24-UL-RED-2B7	24VDC	4A	34Ah	8Ah	7Ah			•		•	

MECHANICAL



ALARM SAF

65A Industrial Way, Wilmington, MA 01887-3499, USA, Voice:978-658-6717, Fax:978-658-8638, www.alarmsaf.com



ALARM SAF

POWER SUPPLY/BATTERY CHARGER



12/24VDC @ 3A or 4A Cabinet Level

Economical and reliable, these general purpose, cabinet enclosed units are available in 12 or 24VDC models at 3 or 4A. This family of Power Supply / Battery Chargers allows the applications engineer to provide main, standby or auxiliary power to non-listed systems for doorstrikes, maglocks, card readers, proximity readers and other equipment used in security system integration applications. These versatile power supplies / battery chargers feature full regulation and filtering, short circuit and thermal protection, and linear design technology. They are supplied complete with locking cabinet and transformer. Charge capacity ranges from 20 to 38Ah depending on model.

FEATURES

- 12 or 24VDC
- 3 or 4A current capability
- Thermal protection
- Fault status reporting
- Fully regulated and filtered
- Fault relay (see specifications)
- Reverse polarity protection
- Fused battery output
- Linear technology for proximity reader compatibility
- In-cabinet battery capacity of 20Ah @ 12V or 8Ah @ 24V
- Limited lifetime warranty on PC board

APPLICATIONS

- Uninterruptible auxiliary or system power
- Proximity or card reader power
- Local or central doorstrike power
- Local or central maglock power
- DC CCTV camera power
- High capacity standby battery charging

SPECIFICATIONS

	PS3-BFS-12 / PS3-BFS-24	PS5-BFS-12 / PS5-BFS-24	PS5-12040-BO3	PS5-24040-BO3
Output Voltage	12/24VDC	12/24VDC	12VDC	24VDC
Output Current	3A (Note 1)	5A (Note2)	5A (Note2)	5A (Note2)
Input Voltage	120VAC	120VAC	120VAC	120VAC
Input Current	1.25A@12VDC / 2.5A@24VDC	1.25A@12VDC / 2.5A@24VDC	1.25A	2.5A
Ripple (RMS)	.005VAC@5A .14VAC@2.5A	.005VAC@5A .14VAC@4A	.005VAC@5A .14VAC@2.5A	.005VAC@5A .14VAC@.4A
Battery Charge Capacity	14Ah (Note 3)	20Ah (Note 3)	38Ah (Note 3)	38Ah (Note 3)
Fault Output Type	Voltage	Voltage	Form C	Form C
Trouble Relay	No	No	Yes	Yes
Fault Detection	AC fuse, Battery fuse, Low battery			
Visual indicators (LEDs)	AC: Green, Common fault: Yellow			
Temperature Range	32° to 120°F (0° to 50°C)			
Humidity	85% @ 85°F (29.4°C)			
Fuse Type/Rating	Glass tube, 10A battery fuse, 10A AC fuse			
Cabinet Dimensions	11"H x 15"W x 4"D (28cm x 38cm x 11cm)			
Cabinet Weight	18 lb. (8.2 kg)			
Cabinet Material	18 gauge painted steel			
Battery Space	4.5"H x 14.5"W x 4"D (12cm x 37cm x 10cm)			

NOTE 1: For continuous current draw derate to 1.5A

NOTE 2: For continuous current draw derate to 4A

NOTE 3: Maximum current drawn from these units is affected by battery size used. Maximum allowed load current is 10% of the battery Ah rating as a dedicated battery charging current. **EXAMPLE:** To charge a 17 Ah battery from a PS5, allow 1.7 A for battery charging, which leaves 3.3 A for the system load (5-1.7=3.3).

ORDER INFORMATION

ORDER NUMBER	MODEL NUMBER	DESCRIPTION	BATTERY CHARGE CAPACITY	CABINET BATTERY CAPACITY	CABINET DIMENSIONS
00809	PS3-BFS-12	12VDC 3A Power Supply	20Ah	20Ah	BO3 - 11"H x 15"W x 4"D (28cm x 38cm x 11cm)
00816	PS3-BFS-12-2B7	12VDC 3A Power Supply with two 7Ah batteries	20Ah	20Ah	
00810	PS3-BFS-24	24VDC 3A Power Supply	20Ah	8Ah	
00832	PS3-BFS-12-4B4	12VDC 3A Power Supply with four 4Ah batteries	20Ah	20Ah	
00833	PS3-BFS-24-2B7	24VDC 3A Power Supply with two 7Ah batteries	20Ah	8Ah	
00811	PS5-BFS-12	12VDC 4A Power Supply	38Ah	20Ah	
00817	PS5-BFS12-4B4	12VDC 4A Power Supply with four 4Ah batteries	38Ah	20Ah	
00812	PS5-BFS-24	24VDC 4A Power Supply	38Ah	8Ah	
00818	PS5-BFS-24-4B4	24VDC 4A Power Supply with four 4Ah batteries	38Ah	8Ah	
00834	PS5-12040-BO3	12VDC 4A Power Supply	34Ah	20Ah	
00836	PS5-24040-BO3	24VDC 4A Power Supply	34Ah	8Ah	
00839	PS5-BFS-12-1B7	12VDC 4A Power Supply with one 7Ah battery	34Ah	20Ah	



ALARM SAF

65A Industrial Way, Wilmington, MA 01887-3499, USA, Voice:978-658-6717, Fax:978-658-8638 www.alarmsaf.com



12 or 24 VDC 2.5 to 4 Amperes

These Agency Listed PS5 units provide main, standby, or auxiliary DC power to access control or fire systems. Features offered on specific models include 2.5 to 4 Amp performance, charging capability to 36 Amphours, fault detection, lockable and vented cabinets, power limiting, thermal and current limiting, and reverse polarity protection for the battery set. The cabinet will provide space for a 20Ah battery set at 12 Volts or an 8Ah set at 24 Volts.

DIMENSIONS

Cabinet Size

- B03
 - 11 "H x 15"W x 4"D
 - 28cm x 38cm x 11cm

Cabinet Weight

- 18 lbs. (8.2 kg.)

Cabinet Material

- 18 Gauge Painted Steel

Cabinet Battery Space

- B03
 - 4.5"H x 14.5"W x 4"D
 - 12cm x 37cm x 10cm

SPECIFICATIONS

Input Characteristics

- AC Input
 - 120VAC (+10%,-15%),60Hz, Single Phase
 - 2.5A max

Output Characteristics

- Voltage: 12 or 24VDC
- Current: model specific, see chart
- Overcurrent Protection
 - Fuse
 - Electronic regulator
- Current Limiting Protection–Circuit Breaker/PTC*

Visual Indicators

- AC Presence . . . Green LED
- Fault Yellow LED (PS5-BFS-UL)
- System OK Green LED (PS5-B03-UL)

Temperature Characteristics

- Operating Temperature Range
 - 0°C to 50°C
 - Humidity 85% @ 30°C

Fault Detection

- Conditions Reported
 - Low Battery
 - Loss of AC
 - Blown Battery Fuse
 - Blown AC Fuse
 - Tripped PTC/CB (Power Limited Models Only)
- Reporting Method
 - Current Limited Voltage Output (PS5-BFS-UL**)
 - Form 'C' Relay (PS5-B03-UL)
 - Contact Ratings: 1A @ 24VDC

Temperature Characteristics

- Operating Temperature Range
 - 0°C to 50°C
 - Humidity 85% @ 30°C

* Polyswitch Circuit Protector

**When using the PS5-BFS-XX-UL for fault reporting in fire applications, the accessory relay RBKS-124P or RBKS-124N must be used. Call Tech Support for Application Bulletin.

FEATURES

- 12 or 24 VDC (See Order Information Chart)
- 4 Amp Current Capability or...
 - 2.5 Amps Power Limited
- Fault Status Reporting
- Key Lockable Cabinet
- In-Cabinet Battery Storage Capacity
 - 20Ah @ 12 Volts
 - 8Ah @ 24 Volts
- Vented Cabinet
- Fault Relay (See Order Information Chart)
- **LIFETIME WARRANTY** on PC Board

LISTINGS

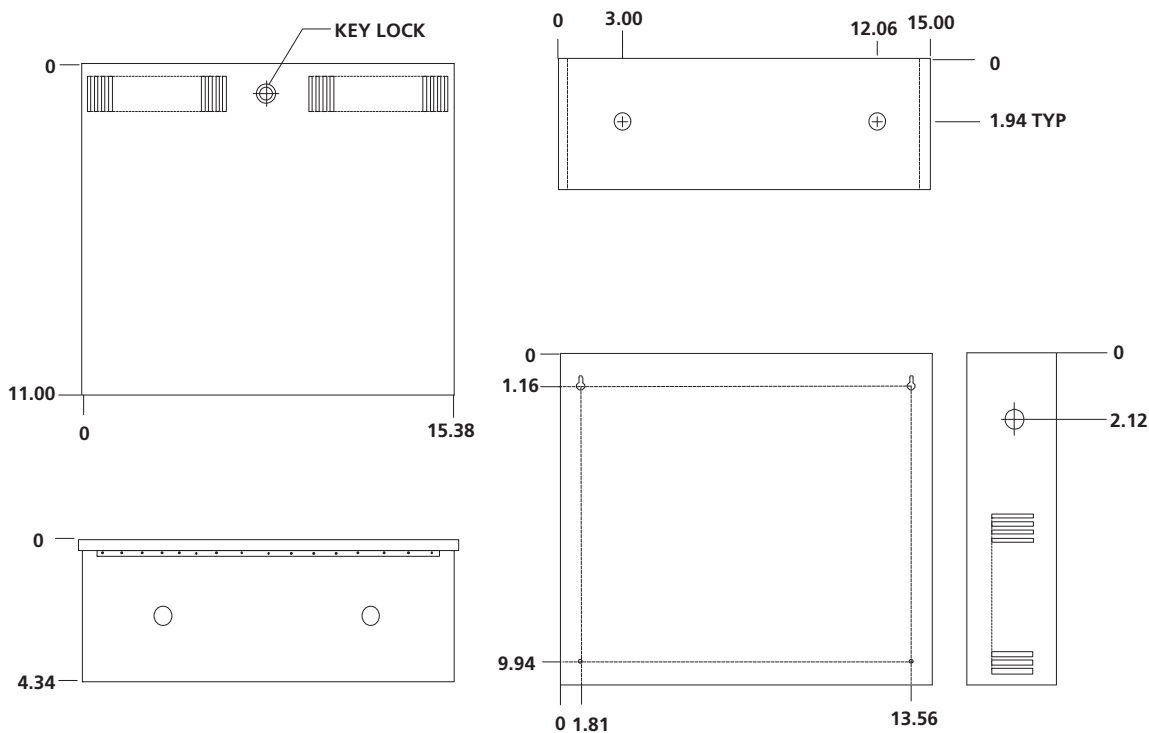


- UL Listings
 - UL 294 Access Control System Units
 - UL 1481 . . . Power Supplies for Fire Protective Signaling Systems
- MEA City of New York

ORDER INFORMATION

Order Number	Model Number	Output Voltage	Output Current	Battery Charge Capacity	Cabinet Battery Space	Supplied Battery Set	Trouble Relay	Power Limited	Access	Burg	Fire	CCTV
01317	PS5-12025-B03-UL	12VDC	2 A	34Ah	20Ah		•	•	•		•	
01320	PS5-12025-B03-UL-1B7	12VDC	2 A	34Ah	20Ah	7Ah	•	•	•		•	
01321	PS5-12025-B03-UL-2B7	12VDC	2 A	34Ah	20Ah	14Ah	•	•	•		•	
01313	PS5-12040-B03-UL	12VDC	4A	34Ah	20Ah		•		•		•	
01322	PS5-12040-B03-UL-1B7	12VDC	4A	34Ah	20Ah	7Ah	•		•		•	
01323	PS5-12040-B03-UL-2B7	12VDC	4A	34Ah	20Ah	14Ah	•		•		•	
01315	PS5-12040-B03-UL-RED	12VDC	4A	34Ah	20Ah		•		•		•	
01318	PS5-24025-B03-UL	24VDC	2 A	34Ah	8Ah		•	•	•		•	
01324	PS5-24025-B03-UL-2B7	24VDC	2 A	34Ah	8Ah	7Ah	•	•	•		•	
01314	PS5-24040-B03-UL	24VDC	4A	34Ah	8Ah		•		•		•	
01325	PS5-24040-B03-UL-2B7	24VDC	4A	34Ah	8Ah	7Ah	•		•		•	
01316	PS5-24040-B03-UL-RED	24VDC	4A	34Ah	8Ah		•		•		•	
01303	PS5-BFS-12-UL	12VDC	4A	38Ah	20Ah				•		•	
01308	PS5-BFS-12-UL-2B7	12VDC	4A	38Ah	20Ah	14Ah			•		•	
01305	PS5-BFS-12-UL-RED	12VDC	4A	38Ah	20Ah				•		•	
01304	PS5-BFS-24-UL	24VDC	4A	38Ah	8Ah				•		•	
01307	PS5-BFS-24-UL-2B7	24VDC	4A	34Ah	8Ah	7Ah			•		•	
01306	PS5-BFS-24-UL-RED	24VDC	4A	34Ah	8Ah				•		•	
01319	PS5-BFS-24-UL-RED-2B7	24VDC	4A	34Ah	8Ah	7Ah			•		•	

MECHANICAL



ALARM SAF

65A Industrial Way, Wilmington, MA 01887-3499, USA, Voice:978-658-6717, Fax:978-658-8638, www.alarmsaf.com



ALARM SAF

POWER SUPPLY/BATTERY CHARGER



12/24VDC @ 3A or 4A Cabinet Level

Economical and reliable, these general purpose, cabinet enclosed units are available in 12 or 24VDC models at 3 or 4A. This family of Power Supply / Battery Chargers allows the applications engineer to provide main, standby or auxiliary power to non-listed systems for doorstrikes, maglocks, card readers, proximity readers and other equipment used in security system integration applications. These versatile power supplies / battery chargers feature full regulation and filtering, short circuit and thermal protection, and linear design technology. They are supplied complete with locking cabinet and transformer. Charge capacity ranges from 20 to 38Ah depending on model.

FEATURES

- 12 or 24VDC
- 3 or 4A current capability
- Thermal protection
- Fault status reporting
- Fully regulated and filtered
- Fault relay (see specifications)
- Reverse polarity protection
- Fused battery output
- Linear technology for proximity reader compatibility
- In-cabinet battery capacity of 20Ah @ 12V or 8Ah @ 24V
- Limited lifetime warranty on PC board

APPLICATIONS

- Uninterruptible auxiliary or system power
- Proximity or card reader power
- Local or central doorstrike power
- Local or central maglock power
- DC CCTV camera power
- High capacity standby battery charging

SPECIFICATIONS

	PS3-BFS-12 / PS3-BFS-24	PS5-BFS-12 / PS5-BFS-24	PS5-12040-BO3	PS5-24040-BO3
Output Voltage	12/24VDC	12/24VDC	12VDC	24VDC
Output Current	3A (Note 1)	5A (Note2)	5A (Note2)	5A (Note2)
Input Voltage	120VAC	120VAC	120VAC	120VAC
Input Current	1.25A@12VDC / 2.5A@24VDC	1.25A@12VDC / 2.5A@24VDC	1.25A	2.5A
Ripple (RMS)	.005VAC@5A .14VAC@2.5A	.005VAC@5A .14VAC@4A	.005VAC@5A .14VAC@2.5A	.005VAC@5A .14VAC@.4A
Battery Charge Capacity	14Ah (Note 3)	20Ah (Note 3)	38Ah (Note 3)	38Ah (Note 3)
Fault Output Type	Voltage	Voltage	Form C	Form C
Trouble Relay	No	No	Yes	Yes
Fault Detection	AC fuse, Battery fuse, Low battery			
Visual indicators (LEDs)	AC: Green, Common fault: Yellow			
Temperature Range	32° to 120°F (0° to 50°C)			
Humidity	85% @ 85°F (29.4°C)			
Fuse Type/Rating	Glass tube, 10A battery fuse, 10A AC fuse			
Cabinet Dimensions	11"H x 15"W x 4"D (28cm x 38cm x 11cm)			
Cabinet Weight	18 lb. (8.2 kg)			
Cabinet Material	18 gauge painted steel			
Battery Space	4.5"H x 14.5"W x 4"D (12cm x 37cm x 10cm)			

NOTE 1: For continuous current draw derate to 1.5A

NOTE 2: For continuous current draw derate to 4A

NOTE 3: Maximum current drawn from these units is affected by battery size used. Maximum allowed load current is 10% of the battery Ah rating as a dedicated battery charging current. **EXAMPLE:** To charge a 17 Ah battery from a PS5, allow 1.7 A for battery charging, which leaves 3.3 A for the system load (5-1.7=3.3).

ORDER INFORMATION

ORDER NUMBER	MODEL NUMBER	DESCRIPTION	BATTERY CHARGE CAPACITY	CABINET BATTERY CAPACITY	CABINET DIMENSIONS
00809	PS3-BFS-12	12VDC 3A Power Supply	20Ah	20Ah	BO3 - 11"H x 15"W x 4"D (28cm x 38cm x 11cm)
00816	PS3-BFS-12-2B7	12VDC 3A Power Supply with two 7Ah batteries	20Ah	20Ah	
00810	PS3-BFS-24	24VDC 3A Power Supply	20Ah	8Ah	
00832	PS3-BFS-12-4B4	12VDC 3A Power Supply with four 4Ah batteries	20Ah	20Ah	
00833	PS3-BFS-24-2B7	24VDC 3A Power Supply with two 7Ah batteries	20Ah	8Ah	
00811	PS5-BFS-12	12VDC 4A Power Supply	38Ah	20Ah	
00817	PS5-BFS12-4B4	12VDC 4A Power Supply with four 4Ah batteries	38Ah	20Ah	
00812	PS5-BFS-24	24VDC 4A Power Supply	38Ah	8Ah	
00818	PS5-BFS-24-4B4	24VDC 4A Power Supply with four 4Ah batteries	38Ah	8Ah	
00834	PS5-12040-BO3	12VDC 4A Power Supply	34Ah	20Ah	
00836	PS5-24040-BO3	24VDC 4A Power Supply	34Ah	8Ah	
00839	PS5-BFS-12-1B7	12VDC 4A Power Supply with one 7Ah battery	34Ah	20Ah	



ALARM SAF

65A Industrial Way, Wilmington, MA 01887-3499, USA, Voice:978-658-6717, Fax:978-658-8638 www.alarmsaf.com



12 or 24 VDC 2.5 to 4 Amperes

These Agency Listed PS5 units provide main, standby, or auxiliary DC power to access control or fire systems. Features offered on specific models include 2.5 to 4 Amp performance, charging capability to 36 Amphours, fault detection, lockable and vented cabinets, power limiting, thermal and current limiting, and reverse polarity protection for the battery set. The cabinet will provide space for a 20Ah battery set at 12 Volts or an 8Ah set at 24 Volts.

DIMENSIONS

Cabinet Size

- B03
 - 11 "H x 15"W x 4"D
 - 28cm x 38cm x 11cm

Cabinet Weight

- 18 lbs. (8.2 kg.)

Cabinet Material

- 18 Gauge Painted Steel

Cabinet Battery Space

- B03
 - 4.5"H x 14.5"W x 4"D
 - 12cm x 37cm x 10cm

SPECIFICATIONS

Input Characteristics

- AC Input
 - 120VAC (+10%,-15%),60Hz, Single Phase
 - 2.5A max

Output Characteristics

- Voltage: 12 or 24VDC
- Current: model specific, see chart
- Overcurrent Protection
 - Fuse
 - Electronic regulator
- Current Limiting Protection–Circuit Breaker/PTC*

Visual Indicators

- AC Presence . . . Green LED
- Fault Yellow LED (PS5-BFS-UL)
- System OK Green LED (PS5-B03-UL)

Temperature Characteristics

- Operating Temperature Range
 - 0°C to 50°C
 - Humidity 85% @ 30°C

Fault Detection

- Conditions Reported
 - Low Battery
 - Loss of AC
 - Blown Battery Fuse
 - Blown AC Fuse
 - Tripped PTC/CB (Power Limited Models Only)
- Reporting Method
 - Current Limited Voltage Output (PS5-BFS-UL**)
 - Form 'C' Relay (PS5-B03-UL)
 - Contact Ratings: 1A @ 24VDC

Temperature Characteristics

- Operating Temperature Range
 - 0°C to 50°C
 - Humidity 85% @ 30°C

* Polyswitch Circuit Protector

**When using the PS5-BFS-XX-UL for fault reporting in fire applications, the accessory relay RBKS-124P or RBKS-124N must be used. Call Tech Support for Application Bulletin.

FEATURES

- 12 or 24 VDC (See Order Information Chart)
- 4 Amp Current Capability or...
 - 2.5 Amps Power Limited
- Fault Status Reporting
- Key Lockable Cabinet
- In-Cabinet Battery Storage Capacity
 - 20Ah @ 12 Volts
 - 8Ah @ 24 Volts
- Vented Cabinet
- Fault Relay (See Order Information Chart)
- **LIFETIME WARRANTY** on PC Board

LISTINGS

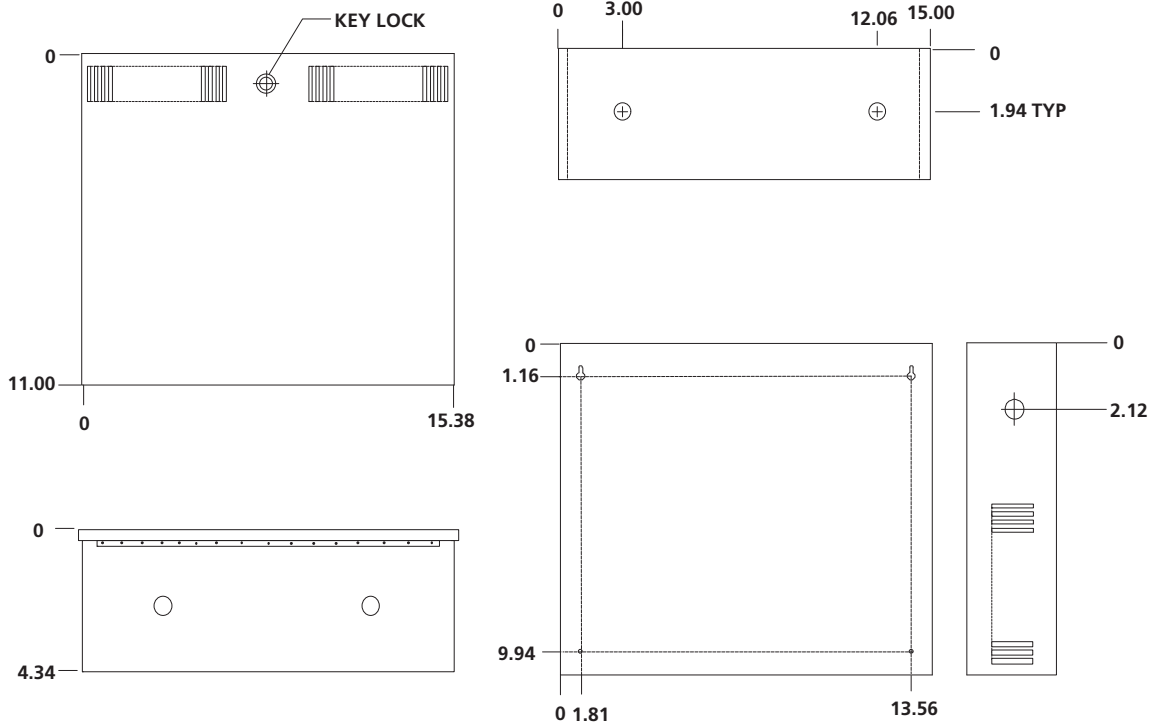


- UL Listings
 - UL 294 Access Control System Units
 - UL 1481 . . . Power Supplies for Fire Protective Signaling Systems
- MEA City of New York

ORDER INFORMATION

Order Number	Model Number	Output Voltage	Output Current	Battery Charge Capacity	Cabinet Battery Space	Supplied Battery Set	Trouble Relay	Power Limited	Access	Burg	Fire	CCTV
01317	PS5-12025-B03-UL	12VDC	2 A	34Ah	20Ah		•	•	•		•	
01320	PS5-12025-B03-UL-1B7	12VDC	2 A	34Ah	20Ah	7Ah	•	•	•		•	
01321	PS5-12025-B03-UL-2B7	12VDC	2 A	34Ah	20Ah	14Ah	•	•	•		•	
01313	PS5-12040-B03-UL	12VDC	4A	34Ah	20Ah		•		•		•	
01322	PS5-12040-B03-UL-1B7	12VDC	4A	34Ah	20Ah	7Ah	•		•		•	
01323	PS5-12040-B03-UL-2B7	12VDC	4A	34Ah	20Ah	14Ah	•		•		•	
01315	PS5-12040-B03-UL-RED	12VDC	4A	34Ah	20Ah		•		•		•	
01318	PS5-24025-B03-UL	24VDC	2 A	34Ah	8Ah		•	•	•		•	
01324	PS5-24025-B03-UL-2B7	24VDC	2 A	34Ah	8Ah	7Ah	•	•	•		•	
01314	PS5-24040-B03-UL	24VDC	4A	34Ah	8Ah		•		•		•	
01325	PS5-24040-B03-UL-2B7	24VDC	4A	34Ah	8Ah	7Ah	•		•		•	
01316	PS5-24040-B03-UL-RED	24VDC	4A	34Ah	8Ah		•		•		•	
01303	PS5-BFS-12-UL	12VDC	4A	38Ah	20Ah				•		•	
01308	PS5-BFS-12-UL-2B7	12VDC	4A	38Ah	20Ah	14Ah			•		•	
01305	PS5-BFS-12-UL-RED	12VDC	4A	38Ah	20Ah				•		•	
01304	PS5-BFS-24-UL	24VDC	4A	38Ah	8Ah				•		•	
01307	PS5-BFS-24-UL-2B7	24VDC	4A	34Ah	8Ah	7Ah			•		•	
01306	PS5-BFS-24-UL-RED	24VDC	4A	34Ah	8Ah				•		•	
01319	PS5-BFS-24-UL-RED-2B7	24VDC	4A	34Ah	8Ah	7Ah			•		•	

MECHANICAL



ALARM SAF

65A Industrial Way, Wilmington, MA 01887-3499, USA, Voice:978-658-6717, Fax:978-658-8638, www.alarmsaf.com



ALARM SAF

POWER SUPPLY/BATTERY CHARGER



12/24VDC @ 3A or 4A Cabinet Level

Economical and reliable, these general purpose, cabinet enclosed units are available in 12 or 24VDC models at 3 or 4A. This family of Power Supply / Battery Chargers allows the applications engineer to provide main, standby or auxiliary power to non-listed systems for doorstrikes, maglocks, card readers, proximity readers and other equipment used in security system integration applications. These versatile power supplies / battery chargers feature full regulation and filtering, short circuit and thermal protection, and linear design technology. They are supplied complete with locking cabinet and transformer. Charge capacity ranges from 20 to 38Ah depending on model.

FEATURES

- 12 or 24VDC
- 3 or 4A current capability
- Thermal protection
- Fault status reporting
- Fully regulated and filtered
- Fault relay (see specifications)
- Reverse polarity protection
- Fused battery output
- Linear technology for proximity reader compatibility
- In-cabinet battery capacity of 20Ah @ 12V or 8Ah @ 24V
- Limited lifetime warranty on PC board

APPLICATIONS

- Uninterruptible auxiliary or system power
- Proximity or card reader power
- Local or central doorstrike power
- Local or central maglock power
- DC CCTV camera power
- High capacity standby battery charging

SPECIFICATIONS

	PS3-BFS-12 / PS3-BFS-24	PS5-BFS-12 / PS5-BFS-24	PS5-12040-BO3	PS5-24040-BO3
Output Voltage	12/24VDC	12/24VDC	12VDC	24VDC
Output Current	3A (Note 1)	5A (Note2)	5A (Note2)	5A (Note2)
Input Voltage	120VAC	120VAC	120VAC	120VAC
Input Current	1.25A@12VDC / 2.5A@24VDC	1.25A@12VDC / 2.5A@24VDC	1.25A	2.5A
Ripple (RMS)	.005VAC@5A .14VAC@2.5A	.005VAC@5A .14VAC@4A	.005VAC@5A .14VAC@2.5A	.005VAC@5A .14VAC@.4A
Battery Charge Capacity	14Ah (Note 3)	20Ah (Note 3)	38Ah (Note 3)	38Ah (Note 3)
Fault Output Type	Voltage	Voltage	Form C	Form C
Trouble Relay	No	No	Yes	Yes
Fault Detection	AC fuse, Battery fuse, Low battery			
Visual indicators (LEDs)	AC: Green, Common fault: Yellow			
Temperature Range	32° to 120°F (0° to 50°C)			
Humidity	85% @ 85°F (29.4°C)			
Fuse Type/Rating	Glass tube, 10A battery fuse, 10A AC fuse			
Cabinet Dimensions	11"H x 15"W x 4"D (28cm x 38cm x 11cm)			
Cabinet Weight	18 lb. (8.2 kg)			
Cabinet Material	18 gauge painted steel			
Battery Space	4.5"H x 14.5"W x 4"D (12cm x 37cm x 10cm)			

NOTE 1: For continuous current draw derate to 1.5A

NOTE 2: For continuous current draw derate to 4A

NOTE 3: Maximum current drawn from these units is affected by battery size used. Maximum allowed load current is 10% of the battery Ah rating as a dedicated battery charging current. **EXAMPLE:** To charge a 17 Ah battery from a PS5, allow 1.7 A for battery charging, which leaves 3.3 A for the system load (5-1.7=3.3).

ORDER INFORMATION

ORDER NUMBER	MODEL NUMBER	DESCRIPTION	BATTERY CHARGE CAPACITY	CABINET BATTERY CAPACITY	CABINET DIMENSIONS
00809	PS3-BFS-12	12VDC 3A Power Supply	20Ah	20Ah	BO3 - 11"H x 15"W x 4"D (28cm x 38cm x 11cm)
00816	PS3-BFS-12-2B7	12VDC 3A Power Supply with two 7Ah batteries	20Ah	20Ah	
00810	PS3-BFS-24	24VDC 3A Power Supply	20Ah	8Ah	
00832	PS3-BFS-12-4B4	12VDC 3A Power Supply with four 4Ah batteries	20Ah	20Ah	
00833	PS3-BFS-24-2B7	24VDC 3A Power Supply with two 7Ah batteries	20Ah	8Ah	
00811	PS5-BFS-12	12VDC 4A Power Supply	38Ah	20Ah	
00817	PS5-BFS12-4B4	12VDC 4A Power Supply with four 4Ah batteries	38Ah	20Ah	
00812	PS5-BFS-24	24VDC 4A Power Supply	38Ah	8Ah	
00818	PS5-BFS-24-4B4	24VDC 4A Power Supply with four 4Ah batteries	38Ah	8Ah	
00834	PS5-12040-BO3	12VDC 4A Power Supply	34Ah	20Ah	
00836	PS5-24040-BO3	24VDC 4A Power Supply	34Ah	8Ah	
00839	PS5-BFS-12-1B7	12VDC 4A Power Supply with one 7Ah battery	34Ah	20Ah	



ALARM SAF

65A Industrial Way, Wilmington, MA 01887-3499, USA, Voice:978-658-6717, Fax:978-658-8638 www.alarmsaf.com



12 or 24 VDC 2.5 to 4 Amperes

These Agency Listed PS5 units provide main, standby, or auxiliary DC power to access control or fire systems. Features offered on specific models include 2.5 to 4 Amp performance, charging capability to 36 Amphours, fault detection, lockable and vented cabinets, power limiting, thermal and current limiting, and reverse polarity protection for the battery set. The cabinet will provide space for a 20Ah battery set at 12 Volts or an 8Ah set at 24 Volts.

DIMENSIONS

Cabinet Size

- B03
 - 11 "H x 15"W x 4"D
 - 28cm x 38cm x 11cm

Cabinet Weight

- 18 lbs. (8.2 kg.)

Cabinet Material

- 18 Gauge Painted Steel

Cabinet Battery Space

- B03
 - 4.5"H x 14.5"W x 4"D
 - 12cm x 37cm x 10cm

SPECIFICATIONS

Input Characteristics

- AC Input
 - 120VAC (+10%,-15%),60Hz, Single Phase
 - 2.5A max

Output Characteristics

- Voltage: 12 or 24VDC
- Current: model specific, see chart
- Overcurrent Protection
 - Fuse
 - Electronic regulator
- Current Limiting Protection–Circuit Breaker/PTC*

Visual Indicators

- AC Presence . . . Green LED
- Fault Yellow LED (PS5-BFS-UL)
- System OK Green LED (PS5-B03-UL)

Temperature Characteristics

- Operating Temperature Range
 - 0°C to 50°C
 - Humidity 85% @ 30°C

Fault Detection

- Conditions Reported
 - Low Battery
 - Loss of AC
 - Blown Battery Fuse
 - Blown AC Fuse
 - Tripped PTC/CB (Power Limited Models Only)
- Reporting Method
 - Current Limited Voltage Output (PS5-BFS-UL**)
 - Form 'C' Relay (PS5-B03-UL)
 - Contact Ratings: 1A @ 24VDC

Temperature Characteristics

- Operating Temperature Range
 - 0°C to 50°C
 - Humidity 85% @ 30°C

* Polyswitch Circuit Protector

**When using the PS5-BFS-XX-UL for fault reporting in fire applications, the accessory relay RBKS-124P or RBKS-124N must be used. Call Tech Support for Application Bulletin.

FEATURES

- 12 or 24 VDC (See Order Information Chart)
- 4 Amp Current Capability or...
 - 2.5 Amps Power Limited
- Fault Status Reporting
- Key Lockable Cabinet
- In-Cabinet Battery Storage Capacity
 - 20Ah @ 12 Volts
 - 8Ah @ 24 Volts
- Vented Cabinet
- Fault Relay (See Order Information Chart)
- **LIFETIME WARRANTY** on PC Board

LISTINGS

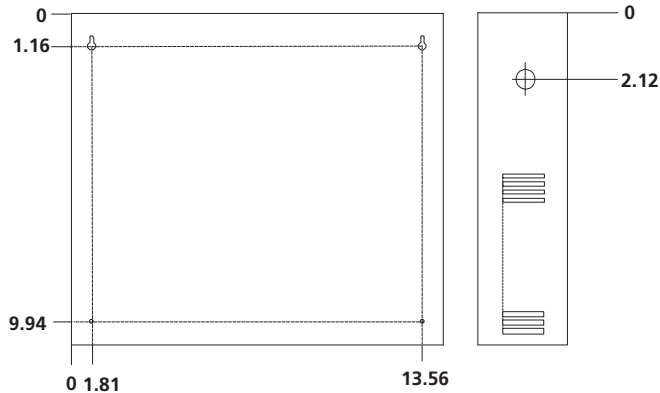
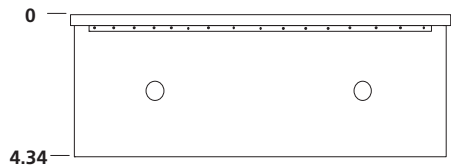
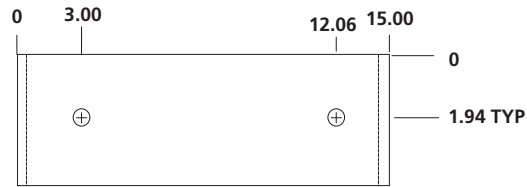
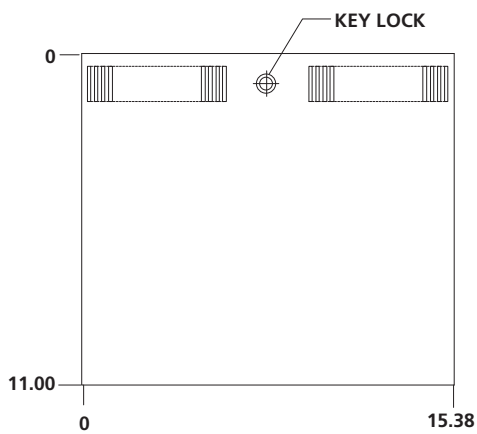


- UL Listings
 - UL 294 Access Control System Units
 - UL 1481 . . . Power Supplies for Fire Protective Signaling Systems
- MEA City of New York

ORDER INFORMATION

Order Number	Model Number	Output Voltage	Output Current	Battery Charge Capacity	Cabinet Battery Space	Supplied Battery Set	Trouble Relay	Power Limited	Access	Burg	Fire	CCTV
01317	PS5-12025-B03-UL	12VDC	2 A	34Ah	20Ah		•	•	•		•	
01320	PS5-12025-B03-UL-1B7	12VDC	2 A	34Ah	20Ah	7Ah	•	•	•		•	
01321	PS5-12025-B03-UL-2B7	12VDC	2 A	34Ah	20Ah	14Ah	•	•	•		•	
01313	PS5-12040-B03-UL	12VDC	4A	34Ah	20Ah		•		•		•	
01322	PS5-12040-B03-UL-1B7	12VDC	4A	34Ah	20Ah	7Ah	•		•		•	
01323	PS5-12040-B03-UL-2B7	12VDC	4A	34Ah	20Ah	14Ah	•		•		•	
01315	PS5-12040-B03-UL-RED	12VDC	4A	34Ah	20Ah		•		•		•	
01318	PS5-24025-B03-UL	24VDC	2 A	34Ah	8Ah		•	•	•		•	
01324	PS5-24025-B03-UL-2B7	24VDC	2 A	34Ah	8Ah	7Ah	•	•	•		•	
01314	PS5-24040-B03-UL	24VDC	4A	34Ah	8Ah		•		•		•	
01325	PS5-24040-B03-UL-2B7	24VDC	4A	34Ah	8Ah	7Ah	•		•		•	
01316	PS5-24040-B03-UL-RED	24VDC	4A	34Ah	8Ah		•		•		•	
01303	PS5-BFS-12-UL	12VDC	4A	38Ah	20Ah				•		•	
01308	PS5-BFS-12-UL-2B7	12VDC	4A	38Ah	20Ah	14Ah			•		•	
01305	PS5-BFS-12-UL-RED	12VDC	4A	38Ah	20Ah				•		•	
01304	PS5-BFS-24-UL	24VDC	4A	38Ah	8Ah				•		•	
01307	PS5-BFS-24-UL-2B7	24VDC	4A	34Ah	8Ah	7Ah			•		•	
01306	PS5-BFS-24-UL-RED	24VDC	4A	34Ah	8Ah				•		•	
01319	PS5-BFS-24-UL-RED-2B7	24VDC	4A	34Ah	8Ah	7Ah			•		•	

MECHANICAL




ALARM SAF

65A Industrial Way, Wilmington, MA 01887-3499, USA, Voice:978-658-6717, Fax:978-658-8638, www.alarmsaf.com



ALARM SAF

DC Power Supply 12/24 VDC, 8/4 Amp



AlarmSaf PS5-M DC Power Supplies supply regulated and filtered main, standby or auxiliary power to access control, fire, security and CCTV system components. They have been designed to meet the latest requirements in life safety systems integration and comply with changes to UL/ANSI specifications. Features include 12 or 24 VDC user selectable, battery presence supervision with a disable option, controlled current battery charging with 48 hour charging capability of 80 Amphours and separate reporting of AC and DC fault conditions.

Models are available with Fire Alarm Interface capability. Optional Power Distribution Modules are also available.

AGENCY LISTINGS

Conforms to UL Standards:
294,1076, 1481, 2044

Certified to:
CSA C22.2-No. 107.1-01
ULC-S318, S527

CODE COMPLIANCE

NFPA 72, 731
CSFM
NY MEA
FCC Part 15, subpart B, class A

GENERAL FEATURES

- 12 OR 24 VDC, user selectable
- Thermal Protection
- Visual Fault indication and reporting
- Over current protection
- Battery Presence Supervision with optional disable
- Earth Ground Fault detection with optional disable
- Reverse battery protection
- Controlled current Battery charging
- Input and output surge suppression
- High Surge Capability
- Fire Alarm Interface for emergency exit (selected models only)
- Limited Lifetime Warranty

INSTALLATION / SERVICE FEATURES:

- Tamper switch included
- Connector for primary AC input allows for safe disconnect
- Available in small cabinet for reduced wall space
- Lightweight

APPLICATIONS

Fire System

- System Power
- Auxiliary Equipment
- Smoke Detectors
- Smoke Dampers
- Door Holders
- Elevator Recall
- Mass Notification Systems
- Fire Alarm Interface for emergency exit (selected models only)

Access Control & Security

- System Power
- Auxiliary Equipment Power
- Mag Locks
- Door Strikes
- Card Readers
- Proximity Readers
- Request to Exit Devices
- Fire Alarm Interface for emergency exit (selected models only)

CCTV

- DC Camera Power
- IP Camera Power
- PTZ's/Domes
- Fiber Optic Transceivers
- IR Illuminators
- Video Processing Equipment

DC Power Supply: 12/24 VDC, 8/4 A

SPECIFICATIONS

Input Specifications:

- Input voltage: 120 VAC
- Input voltage frequency: 50 or 60 Hz
- Input Current: 1.3 A maximum

Output Specifications:

- Output voltage: 12 or 24 VDC, user selectable
- Output power:
 - 100 Watts total
 - 8 A @ 12 VDC
 - 4 A @ 24 VDC
- Fuse Ratings
 - Battery: 15 A
 - FAI Main Output: 10 A
- Full load ripple: 0.015V p-p typical, 0.04V p-p during battery charge
- Electronically regulated and filtered output

Fire Alarm Interface (FAI) Specifications*

- One main FAI output
- Control Input Voltage: 9 -33 VDC
- Control Input Current: 3.3 mA maximum
- Dry contact input
- Open collector input

Temperature Ratings:

- Operating Temperature : 0° C to 49° C
- Humidity : 95% @ 32° C
- BTU/hr: 85 BTU maximum

Battery Charger Specifications:

- Battery Type: Sealed lead acid rechargeable
- Maximum battery charge capacity 80 Ah in 48 hours
- Maximum battery charge current: 2 A

Fault Detection:

- Loss of AC or brownout
- Power supply output > ±10%
- Over temperature condition
- Low battery voltage
- Earth ground fault (user option)
- Blown battery or AC fuse
- No battery present (user option)

Fault Reporting

- Form 'C' relay contacts
 - AC Fault: Contact rating, 28 VDC @ 1 A
 - Common Fault: Contact rating, 28 VDC @ 1 A

Visual Indicators:

- AC presence: Green LED
- AC fault: Yellow LED
- Common fault: Yellow LED
- Earth ground fault: Yellow LED
- FAI active: Red LED

MECHANICAL SPECIFICATIONS

Cabinet Features

- Vented Steel Cabinet
- Key Lockable
- Hinged Cover

PS5-M-002-UL & PS5-M-002-UL-FAI:

- 12" L x 12" W x 4" D, 10 Lbs
- Battery Space: 2 7 Ah or 2 12 Ah batteries

PS5-M-003-UL & PS5-M-003-UL-FAI:

- 11" L x 15" W x 4" D, 15 Lbs
- Battery Space: 2 7 Ah, 2 12 Ah or 2 17 Ah batteries

ORDER NUMBER	MODEL NUMBER	DESCRIPTION
03201	PS5-M-002-UL	12/24 VDC, 8/4 Amp power supply in 12" 12" x 4" cabinet
03202	PS5M-003-UL	12/24 VDC, 8/4 Amp power supply in 11" x 15" x 4" cabinet
03203	PS5-M-002-UL-FAI	12/24 VDC, 8/4 Amp power supply with Fire Alarm Interface in 12" x 12" x 4" cabinet
03204	PS5M-003-UL-FAI	12/24 VDC, 8/4 Amp power supply with Fire Alarm Interface in 11" x 15" x 4" cabinet
03205	PS5-M-000-UL	12/24 VDC, 8/4 A power supply replacement board

*Applies to models PS5-M-002-UL-FAI and PS5-M-003-UL-FAI




ALARM SAF

65A Industrial Way, Wilmington, MA 01887-3499, USA, Voice:978-658-6717, Fax:978-658-8638 www.alarmsaf.com



ALARM SAF

DC Power Supply 12/24 VDC, 8/4 Amp



AlarmSaf PS5-M DC Power Supplies supply regulated and filtered main, standby or auxiliary power to access control, fire, security and CCTV system components. They have been designed to meet the latest requirements in life safety systems integration and comply with changes to UL/ANSI specifications. Features include 12 or 24 VDC user selectable, battery presence supervision with a disable option, controlled current battery charging with 48 hour charging capability of 80 Amphours and separate reporting of AC and DC fault conditions.

Models are available with Fire Alarm Interface capability. Optional Power Distribution Modules are also available.

AGENCY LISTINGS

Conforms to UL Standards:
294,1076, 1481, 2044

Certified to:
CSA C22.2-No. 107.1-01
ULC-S318, S527

CODE COMPLIANCE

NFPA 72, 731
CSFM
NY MEA
FCC Part 15, subpart B, class A

GENERAL FEATURES

- 12 OR 24 VDC, user selectable
- Thermal Protection
- Visual Fault indication and reporting
- Over current protection
- Battery Presence Supervision with optional disable
- Earth Ground Fault detection with optional disable
- Reverse battery protection
- Controlled current Battery charging
- Input and output surge suppression
- High Surge Capability
- Fire Alarm Interface for emergency exit (selected models only)
- Limited Lifetime Warranty

INSTALLATION / SERVICE FEATURES:

- Tamper switch included
- Connector for primary AC input allows for safe disconnect
- Available in small cabinet for reduced wall space
- Lightweight

APPLICATIONS

Fire System

- System Power
- Auxiliary Equipment
- Smoke Detectors
- Smoke Dampers
- Door Holders
- Elevator Recall
- Mass Notification Systems
- Fire Alarm Interface for emergency exit (selected models only)

Access Control & Security

- System Power
- Auxiliary Equipment Power
- Mag Locks
- Door Strikes
- Card Readers
- Proximity Readers
- Request to Exit Devices
- Fire Alarm Interface for emergency exit (selected models only)

CCTV

- DC Camera Power
- IP Camera Power
- PTZ's/Domes
- Fiber Optic Transceivers
- IR Illuminators
- Video Processing Equipment

DC Power Supply: 12/24 VDC, 8/4 A

SPECIFICATIONS

Input Specifications:

- Input voltage: 120 VAC
- Input voltage frequency: 50 or 60 Hz
- Input Current: 1.3 A maximum

Output Specifications:

- Output voltage: 12 or 24 VDC, user selectable
- Output power:
 - 100 Watts total
 - 8 A @ 12 VDC
 - 4 A @ 24 VDC
- Fuse Ratings
 - Battery: 15 A
 - FAI Main Output: 10 A
- Full load ripple: 0.015V p-p typical, 0.04V p-p during battery charge
- Electronically regulated and filtered output

Fire Alarm Interface (FAI) Specifications*

- One main FAI output
- Control Input Voltage: 9 -33 VDC
- Control Input Current: 3.3 mA maximum
- Dry contact input
- Open collector input

Temperature Ratings:

- Operating Temperature : 0° C to 49° C
- Humidity : 95% @ 32° C
- BTU/hr: 85 BTU maximum

Battery Charger Specifications:

- Battery Type: Sealed lead acid rechargeable
- Maximum battery charge capacity 80 Ah in 48 hours
- Maximum battery charge current: 2 A

Fault Detection:

- Loss of AC or brownout
- Power supply output > ±10%
- Over temperature condition
- Low battery voltage
- Earth ground fault (user option)
- Blown battery or AC fuse
- No battery present (user option)

Fault Reporting

- Form 'C' relay contacts
 - AC Fault: Contact rating, 28 VDC @ 1 A
 - Common Fault: Contact rating, 28 VDC @ 1 A

Visual Indicators:

- AC presence: Green LED
- AC fault: Yellow LED
- Common fault: Yellow LED
- Earth ground fault: Yellow LED
- FAI active: Red LED

MECHANICAL SPECIFICATIONS

Cabinet Features

- Vented Steel Cabinet
- Key Lockable
- Hinged Cover

PS5-M-002-UL & PS5-M-002-UL-FAI:

- 12" L x 12" W x 4" D, 10 Lbs
- Battery Space: 2 7 Ah or 2 12 Ah batteries

PS5-M-003-UL & PS5-M-003-UL-FAI:

- 11" L x 15" W x 4" D, 15 Lbs
- Battery Space: 2 7 Ah, 2 12 Ah or 2 17 Ah batteries

ORDER NUMBER	MODEL NUMBER	DESCRIPTION
03201	PS5-M-002-UL	12/24 VDC, 8/4 Amp power supply in 12" 12" x 4" cabinet
03202	PS5M-003-UL	12/24 VDC, 8/4 Amp power supply in 11" x 15" x 4" cabinet
03203	PS5-M-002-UL-FAI	12/24 VDC, 8/4 Amp power supply with Fire Alarm Interface in 12" x 12" x 4" cabinet
03204	PS5M-003-UL-FAI	12/24 VDC, 8/4 Amp power supply with Fire Alarm Interface in 11" x 15" x 4" cabinet
03205	PS5-M-000-UL	12/24 VDC, 8/4 A power supply replacement board

*Applies to models PS5-M-002-UL-FAI and PS5-M-003-UL-FAI




ALARM SAF

65A Industrial Way, Wilmington, MA 01887-3499, USA, Voice:978-658-6717, Fax:978-658-8638 www.alarmsaf.com



ALARM SAF

DC Power Supply 12/24 VDC, 8/4 Amp



AlarmSaf PS5-M DC Power Supplies supply regulated and filtered main, standby or auxiliary power to access control, fire, security and CCTV system components. They have been designed to meet the latest requirements in life safety systems integration and comply with changes to UL/ANSI specifications. Features include 12 or 24 VDC user selectable, battery presence supervision with a disable option, controlled current battery charging with 48 hour charging capability of 80 Amphours and separate reporting of AC and DC fault conditions.

Models are available with Fire Alarm Interface capability. Optional Power Distribution Modules are also available.

AGENCY LISTINGS

Conforms to UL Standards:
294,1076, 1481, 2044

Certified to:
CSA C22.2-No. 107.1-01
ULC-S318, S527

CODE COMPLIANCE

NFPA 72, 731
CSFM
NY MEA
FCC Part 15, subpart B, class A

GENERAL FEATURES

- 12 OR 24 VDC, user selectable
- Thermal Protection
- Visual Fault indication and reporting
- Over current protection
- Battery Presence Supervision with optional disable
- Earth Ground Fault detection with optional disable
- Reverse battery protection
- Controlled current Battery charging
- Input and output surge suppression
- High Surge Capability
- Fire Alarm Interface for emergency exit (selected models only)
- Limited Lifetime Warranty

INSTALLATION / SERVICE FEATURES:

- Tamper switch included
- Connector for primary AC input allows for safe disconnect
- Available in small cabinet for reduced wall space
- Lightweight

APPLICATIONS

Fire System

- System Power
- Auxiliary Equipment
- Smoke Detectors
- Smoke Dampers
- Door Holders
- Elevator Recall
- Mass Notification Systems
- Fire Alarm Interface for emergency exit (selected models only)

Access Control & Security

- System Power
- Auxiliary Equipment Power
- Mag Locks
- Door Strikes
- Card Readers
- Proximity Readers
- Request to Exit Devices
- Fire Alarm Interface for emergency exit (selected models only)

CCTV

- DC Camera Power
- IP Camera Power
- PTZ's/Domes
- Fiber Optic Transceivers
- IR Illuminators
- Video Processing Equipment

DC Power Supply: 12/24 VDC, 8/4 A

SPECIFICATIONS

Input Specifications:

- Input voltage: 120 VAC
- Input voltage frequency: 50 or 60 Hz
- Input Current: 1.3 A maximum

Output Specifications:

- Output voltage: 12 or 24 VDC, user selectable
- Output power:
 - 100 Watts total
 - 8 A @ 12 VDC
 - 4 A @ 24 VDC
- Fuse Ratings
 - Battery: 15 A
 - FAI Main Output: 10 A
- Full load ripple: 0.015V p-p typical, 0.04V p-p during battery charge
- Electronically regulated and filtered output

Fire Alarm Interface (FAI) Specifications*

- One main FAI output
- Control Input Voltage: 9 -33 VDC
- Control Input Current: 3.3 mA maximum
- Dry contact input
- Open collector input

Temperature Ratings:

- Operating Temperature : 0° C to 49° C
- Humidity : 95% @ 32° C
- BTU/hr: 85 BTU maximum

Battery Charger Specifications:

- Battery Type: Sealed lead acid rechargeable
- Maximum battery charge capacity 80 Ah in 48 hours
- Maximum battery charge current: 2 A

Fault Detection:

- Loss of AC or brownout
- Power supply output > ±10%
- Over temperature condition
- Low battery voltage
- Earth ground fault (user option)
- Blown battery or AC fuse
- No battery present (user option)

Fault Reporting

- Form 'C' relay contacts
 - AC Fault: Contact rating, 28 VDC @ 1 A
 - Common Fault: Contact rating, 28 VDC @ 1 A

Visual Indicators:

- AC presence: Green LED
- AC fault: Yellow LED
- Common fault: Yellow LED
- Earth ground fault: Yellow LED
- FAI active: Red LED

MECHANICAL SPECIFICATIONS

Cabinet Features

- Vented Steel Cabinet
- Key Lockable
- Hinged Cover

PS5-M-002-UL & PS5-M-002-UL-FAI:

- 12" L x 12" W x 4" D, 10 Lbs
- Battery Space: 2 7 Ah or 2 12 Ah batteries

PS5-M-003-UL & PS5-M-003-UL-FAI:

- 11" L x 15" W x 4" D, 15 Lbs
- Battery Space: 2 7 Ah, 2 12 Ah or 2 17 Ah batteries

ORDER NUMBER	MODEL NUMBER	DESCRIPTION
03201	PS5-M-002-UL	12/24 VDC, 8/4 Amp power supply in 12" 12" x 4" cabinet
03202	PS5M-003-UL	12/24 VDC, 8/4 Amp power supply in 11" x 15" x 4" cabinet
03203	PS5-M-002-UL-FAI	12/24 VDC, 8/4 Amp power supply with Fire Alarm Interface in 12" x 12" x 4" cabinet
03204	PS5M-003-UL-FAI	12/24 VDC, 8/4 Amp power supply with Fire Alarm Interface in 11" x 15" x 4" cabinet
03205	PS5-M-000-UL	12/24 VDC, 8/4 A power supply replacement board

*Applies to models PS5-M-002-UL-FAI and PS5-M-003-UL-FAI




ALARM SAF

65A Industrial Way, Wilmington, MA 01887-3499, USA, Voice:978-658-6717, Fax:978-658-8638 www.alarmsaf.com



ALARM SAF

DC Power Supply 12/24 VDC, 8/4 Amp



AlarmSaf PS5-M DC Power Supplies supply regulated and filtered main, standby or auxiliary power to access control, fire, security and CCTV system components. They have been designed to meet the latest requirements in life safety systems integration and comply with changes to UL/ANSI specifications. Features include 12 or 24 VDC user selectable, battery presence supervision with a disable option, controlled current battery charging with 48 hour charging capability of 80 Amphours and separate reporting of AC and DC fault conditions.

Models are available with Fire Alarm Interface capability. Optional Power Distribution Modules are also available.

AGENCY LISTINGS

Conforms to UL Standards:
294,1076, 1481, 2044

Certified to:
CSA C22.2-No. 107.1-01
ULC-S318, S527

CODE COMPLIANCE

NFPA 72, 731
CSFM
NY MEA
FCC Part 15, subpart B, class A

GENERAL FEATURES

- 12 OR 24 VDC, user selectable
- Thermal Protection
- Visual Fault indication and reporting
- Over current protection
- Battery Presence Supervision with optional disable
- Earth Ground Fault detection with optional disable
- Reverse battery protection
- Controlled current Battery charging
- Input and output surge suppression
- High Surge Capability
- Fire Alarm Interface for emergency exit (selected models only)
- Limited Lifetime Warranty

INSTALLATION / SERVICE FEATURES:

- Tamper switch included
- Connector for primary AC input allows for safe disconnect
- Available in small cabinet for reduced wall space
- Lightweight

APPLICATIONS

Fire System

- System Power
- Auxiliary Equipment
- Smoke Detectors
- Smoke Dampers
- Door Holders
- Elevator Recall
- Mass Notification Systems
- Fire Alarm Interface for emergency exit (selected models only)

Access Control & Security

- System Power
- Auxiliary Equipment Power
- Mag Locks
- Door Strikes
- Card Readers
- Proximity Readers
- Request to Exit Devices
- Fire Alarm Interface for emergency exit (selected models only)

CCTV

- DC Camera Power
- IP Camera Power
- PTZ's/Domes
- Fiber Optic Transceivers
- IR Illuminators
- Video Processing Equipment

DC Power Supply: 12/24 VDC, 8/4 A

SPECIFICATIONS

Input Specifications:

- Input voltage: 120 VAC
- Input voltage frequency: 50 or 60 Hz
- Input Current: 1.3 A maximum

Output Specifications:

- Output voltage: 12 or 24 VDC, user selectable
- Output power:
 - 100 Watts total
 - 8 A @ 12 VDC
 - 4 A @ 24 VDC
- Fuse Ratings
 - Battery: 15 A
 - FAI Main Output: 10 A
- Full load ripple: 0.015V p-p typical, 0.04V p-p during battery charge
- Electronically regulated and filtered output

Fire Alarm Interface (FAI) Specifications*

- One main FAI output
- Control Input Voltage: 9 -33 VDC
- Control Input Current: 3.3 mA maximum
- Dry contact input
- Open collector input

Temperature Ratings:

- Operating Temperature : 0° C to 49° C
- Humidity : 95% @ 32° C
- BTU/hr: 85 BTU maximum

Battery Charger Specifications:

- Battery Type: Sealed lead acid rechargeable
- Maximum battery charge capacity 80 Ah in 48 hours
- Maximum battery charge current: 2 A

Fault Detection:

- Loss of AC or brownout
- Power supply output > ±10%
- Over temperature condition
- Low battery voltage
- Earth ground fault (user option)
- Blown battery or AC fuse
- No battery present (user option)

Fault Reporting

- Form 'C' relay contacts
 - AC Fault: Contact rating, 28 VDC @ 1 A
 - Common Fault: Contact rating, 28 VDC @ 1 A

Visual Indicators:

- AC presence: Green LED
- AC fault: Yellow LED
- Common fault: Yellow LED
- Earth ground fault: Yellow LED
- FAI active: Red LED

MECHANICAL SPECIFICATIONS

Cabinet Features

- Vented Steel Cabinet
- Key Lockable
- Hinged Cover

PS5-M-002-UL & PS5-M-002-UL-FAI:

- 12" L x 12" W x 4" D, 10 Lbs
- Battery Space: 2 7 Ah or 2 12 Ah batteries

PS5-M-003-UL & PS5-M-003-UL-FAI:

- 11" L x 15" W x 4" D, 15 Lbs
- Battery Space: 2 7 Ah, 2 12 Ah or 2 17 Ah batteries

ORDER NUMBER	MODEL NUMBER	DESCRIPTION
03201	PS5-M-002-UL	12/24 VDC, 8/4 Amp power supply in 12" 12" x 4" cabinet
03202	PS5M-003-UL	12/24 VDC, 8/4 Amp power supply in 11" x 15" x 4" cabinet
03203	PS5-M-002-UL-FAI	12/24 VDC, 8/4 Amp power supply with Fire Alarm Interface in 12" x 12" x 4" cabinet
03204	PS5M-003-UL-FAI	12/24 VDC, 8/4 Amp power supply with Fire Alarm Interface in 11" x 15" x 4" cabinet
03205	PS5-M-000-UL	12/24 VDC, 8/4 A power supply replacement board

*Applies to models PS5-M-002-UL-FAI and PS5-M-003-UL-FAI




ALARM SAF

65A Industrial Way, Wilmington, MA 01887-3499, USA, Voice:978-658-6717, Fax:978-658-8638 www.alarmsaf.com



ALARM SAF

RELAY MODULE LINE (RBK)



The RBK family of relay modules provides a proven, reliable means of connecting an auxiliary relay into a new or existing system without need for soldering or drilling within the control panel. The relay board has an LED for indication of relay activation and is constructed of a high grade fiberglass board. The sensitive relay modules are available in a low current trip version, capable of accepting a trip voltage of 3-48VDC (positive) or a ground or open collector (negative) while powered from any compatible operating voltage. Units are available with snaptrack mounting.

DIMENSIONS

Board Size

- RBK
 - 2.12" L x 2.75" W x 0.87" H
 - 5.39cm x 6.98cm x 2.22cm
- RBK-5
 - 1.87" L x 2.75" W x 1.00" H
 - 4.76cm x 6.98cm x 2.54cm
- RBK-10
 - 2.50" L x 3.25" W x 1.00" H
 - 6.35cm x 8.25cm x 2.54cm

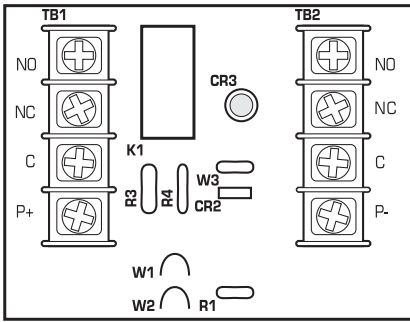
FEATURES

- LED Indicator
- Snap Track Compatible Mounting
- Small Size
- Saves Installation Time
- Quick Connect Terminals
- Double Stick Tape Mounting

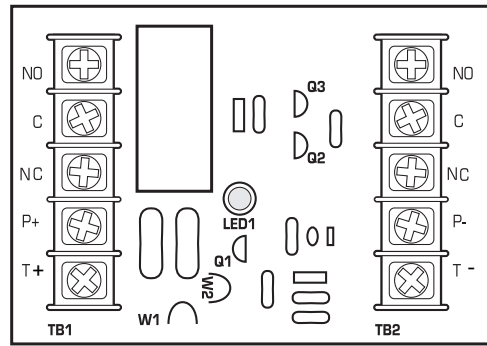
ORDER INFORMATION

Order #	Order # w/ Snaptrack	Model Number	Contact Rating	Operating Voltage	Operating Current	Sensitive Trip Current
00702	00710	RBKS-124P	1A @ 30VDC	12, 24VDC	25 mA	0.2 mA 3-48V pos. trip
00703	00711	RBKS-124N	1A @ 30VDC	12, 24VDC	25 mA	0.2 mA ground trip
00704	00712	RBK-124AC	1A @ 30VDC	12, 24VAC,DC	25 mA	
00705	00713	RBK-624	1A @ 30VDC	6, 12, 24VDC	25 mA	
00706	00714	RBK-5	5A @ 30VDC	12, 24VDC	44 mA	
00707	00715	RBK-10	10A @ 30VDC	6, 12, 24VDC	88 mA	
00708	00716	RBKS-10	10A @ 30VDC	6, 12, 24VDC	88 mA	0.2 mA pos. or neg. trip

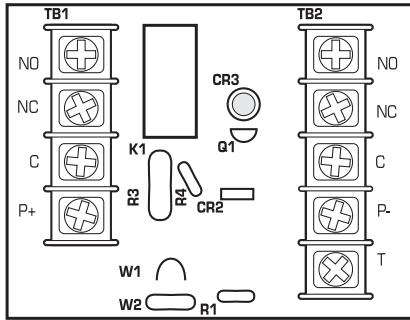
RBK-624



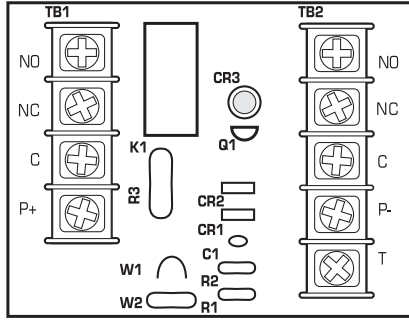
RBKS-10



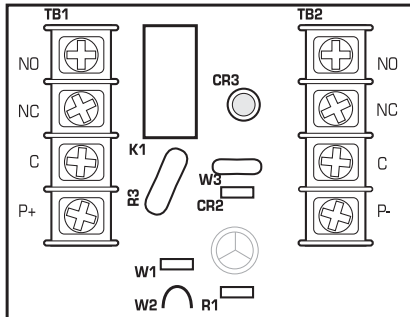
RBKS-124N



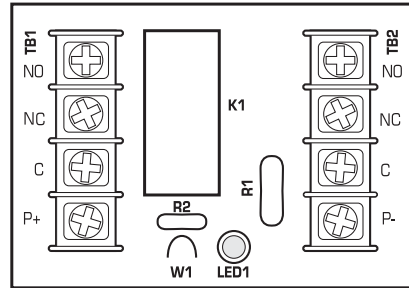
RBKS-124P



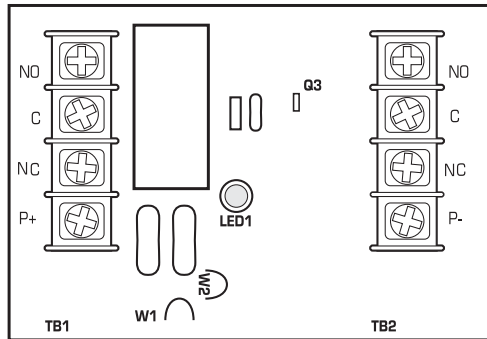
RBK-124AC



RBK-5



RBK-10



NOTES :


- Contact protection should be considered when switching inductive loads.
- Caution should be exercised when switching greater than 30 volts with these units.
- Install in accordance with all applicable electrical codes.
- P - refers to the common return for a positive voltage in all cases of DC activation or power.
- All contact notation refers to the relay in an unpowered state.
- An illuminated LED indicates the relay is in an active condition.





ALARM SAF

RELAY MODULE LINE (RBK)



The RBK family of relay modules provides a proven, reliable means of connecting an auxiliary relay into a new or existing system without need for soldering or drilling within the control panel. The relay board has an LED for indication of relay activation and is constructed of a high grade fiberglass board. The sensitive relay modules are available in a low current trip version, capable of accepting a trip voltage of 3-48VDC (positive) or a ground or open collector (negative) while powered from any compatible operating voltage. Units are available with snaptrack mounting.

DIMENSIONS

Board Size

- RBK
 - 2.12" L x 2.75" W x 0.87" H
 - 5.39cm x 6.98cm x 2.22cm
- RBK-5
 - 1.87" L x 2.75" W x 1.00" H
 - 4.76cm x 6.98cm x 2.54cm
- RBK-10
 - 2.50" L x 3.25" W x 1.00" H
 - 6.35cm x 8.25cm x 2.54cm

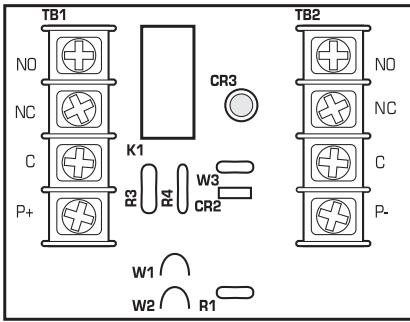
FEATURES

- LED Indicator
- Snap Track Compatible Mounting
- Small Size
- Saves Installation Time
- Quick Connect Terminals
- Double Stick Tape Mounting

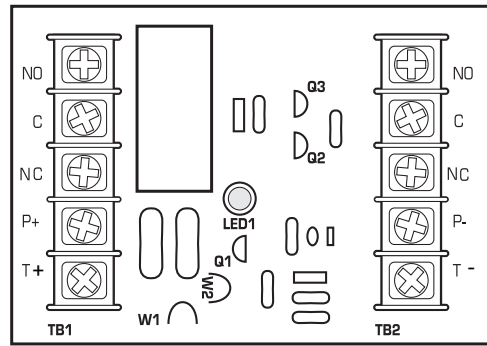
ORDER INFORMATION

Order #	Order # w/ Snaptrack	Model Number	Contact Rating	Operating Voltage	Operating Current	Sensitive Trip Current
00702	00710	RBKS-124P	1A @ 30VDC	12, 24VDC	25 mA	0.2 mA 3-48V pos. trip
00703	00711	RBKS-124N	1A @ 30VDC	12, 24VDC	25 mA	0.2 mA ground trip
00704	00712	RBK-124AC	1A @ 30VDC	12, 24VAC,DC	25 mA	
00705	00713	RBK-624	1A @ 30VDC	6, 12, 24VDC	25 mA	
00706	00714	RBK-5	5A @ 30VDC	12, 24VDC	44 mA	
00707	00715	RBK-10	10A @ 30VDC	6, 12, 24VDC	88 mA	
00708	00716	RBKS-10	10A @ 30VDC	6, 12, 24VDC	88 mA	0.2 mA pos. or neg. trip

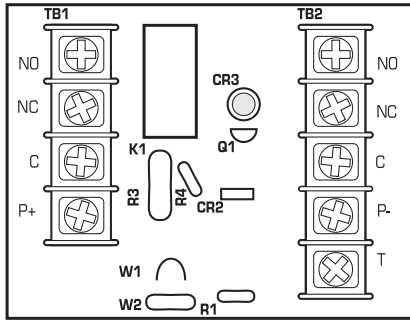
RBK-624



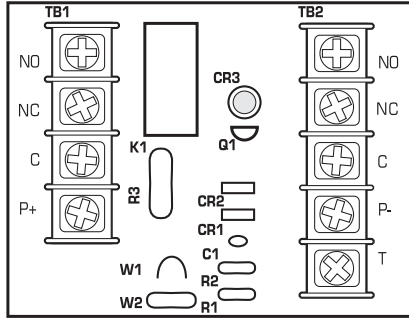
RBKS-10



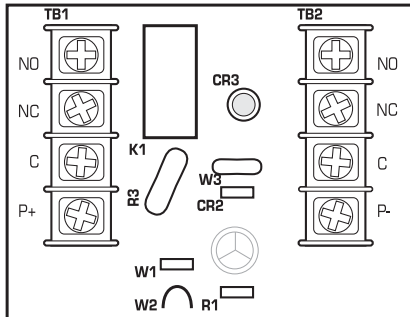
RBKS-124N



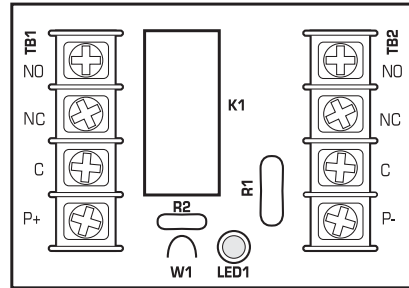
RBKS-124P



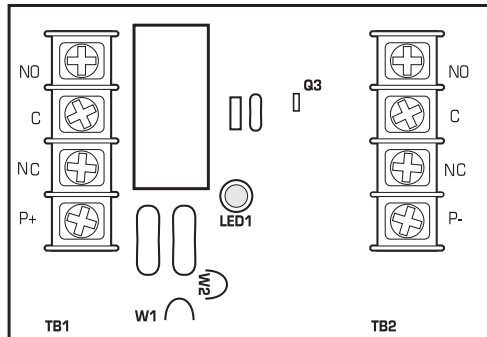
RBK-124AC



RBK-5



RBK-10



NOTES :


- Contact protection should be considered when switching inductive loads.
- Caution should be exercised when switching greater than 30 volts with these units.
- Install in accordance with all applicable electrical codes.
- P - refers to the common return for a positive voltage in all cases of DC activation or power.
- All contact notation refers to the relay in an unpowered state.
- An illuminated LED indicates the relay is in an active condition.





ALARM SAF

RELAY MODULE LINE (RBK)



The RBK family of relay modules provides a proven, reliable means of connecting an auxiliary relay into a new or existing system without need for soldering or drilling within the control panel. The relay board has an LED for indication of relay activation and is constructed of a high grade fiberglass board. The sensitive relay modules are available in a low current trip version, capable of accepting a trip voltage of 3-48VDC (positive) or a ground or open collector (negative) while powered from any compatible operating voltage. Units are available with snaptrack mounting.

DIMENSIONS

Board Size

- RBK
 - 2.12" L x 2.75" W x 0.87" H
 - 5.39cm x 6.98cm x 2.22cm
- RBK-5
 - 1.87" L x 2.75" W x 1.00" H
 - 4.76cm x 6.98cm x 2.54cm
- RBK-10
 - 2.50" L x 3.25" W x 1.00" H
 - 6.35cm x 8.25cm x 2.54cm

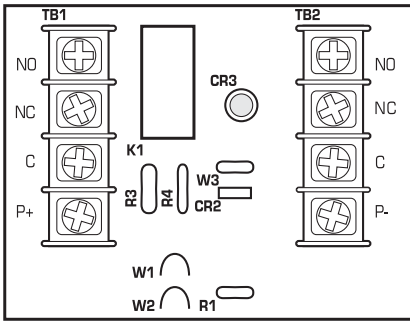
FEATURES

- LED Indicator
- Snap Track Compatible Mounting
- Small Size
- Saves Installation Time
- Quick Connect Terminals
- Double Stick Tape Mounting

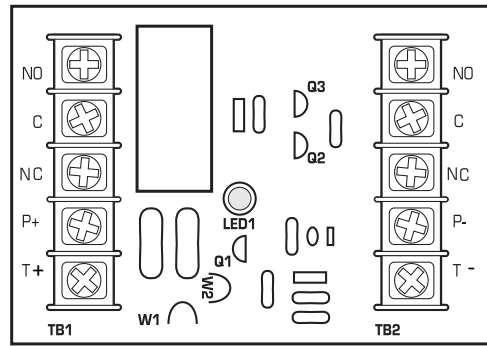
ORDER INFORMATION

Order #	Order # w/ Snaptrack	Model Number	Contact Rating	Operating Voltage	Operating Current	Sensitive Trip Current
00702	00710	RBKS-124P	1A @ 30VDC	12, 24VDC	25 mA	0.2 mA 3-48V pos. trip
00703	00711	RBKS-124N	1A @ 30VDC	12, 24VDC	25 mA	0.2 mA ground trip
00704	00712	RBK-124AC	1A @ 30VDC	12, 24VAC,DC	25 mA	
00705	00713	RBK-624	1A @ 30VDC	6, 12, 24VDC	25 mA	
00706	00714	RBK-5	5A @ 30VDC	12, 24VDC	44 mA	
00707	00715	RBK-10	10A @ 30VDC	6, 12, 24VDC	88 mA	
00708	00716	RBKS-10	10A @ 30VDC	6, 12, 24VDC	88 mA	0.2 mA pos. or neg. trip

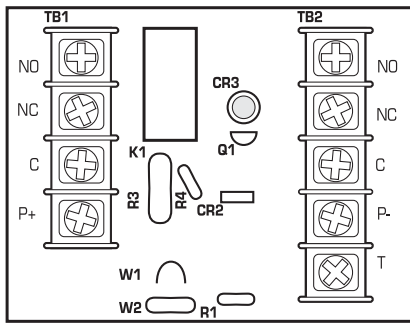
RBK-624



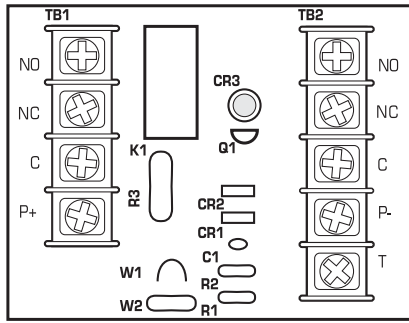
RBKS-10



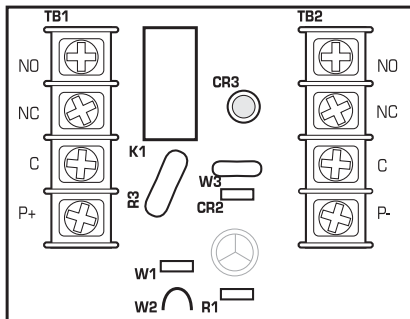
RBKS-124N



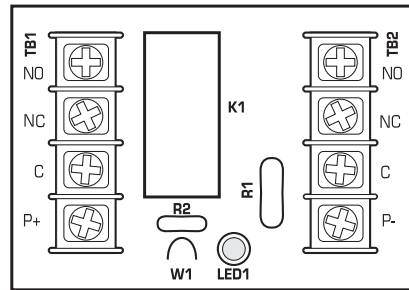
RBKS-124P



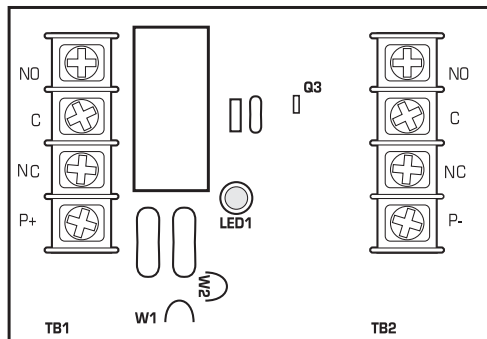
RBK-124AC



RBK-5



RBK-10



NOTES :


- Contact protection should be considered when switching inductive loads.
- Caution should be exercised when switching greater than 30 volts with these units.
- Install in accordance with all applicable electrical codes.
- P - refers to the common return for a positive voltage in all cases of DC activation or power.
- All contact notation refers to the relay in an unpowered state.
- An illuminated LED indicates the relay is in an active condition.





ALARM SAF

RELAY MODULE LINE (RBK)



The RBK family of relay modules provides a proven, reliable means of connecting an auxiliary relay into a new or existing system without need for soldering or drilling within the control panel. The relay board has an LED for indication of relay activation and is constructed of a high grade fiberglass board. The sensitive relay modules are available in a low current trip version, capable of accepting a trip voltage of 3-48VDC (positive) or a ground or open collector (negative) while powered from any compatible operating voltage. Units are available with snaptrack mounting.

DIMENSIONS

Board Size

- RBK
 - 2.12" L x 2.75" W x 0.87" H
 - 5.39cm x 6.98cm x 2.22cm
- RBK-5
 - 1.87" L x 2.75" W x 1.00" H
 - 4.76cm x 6.98cm x 2.54cm
- RBK-10
 - 2.50" L x 3.25" W x 1.00" H
 - 6.35cm x 8.25cm x 2.54cm

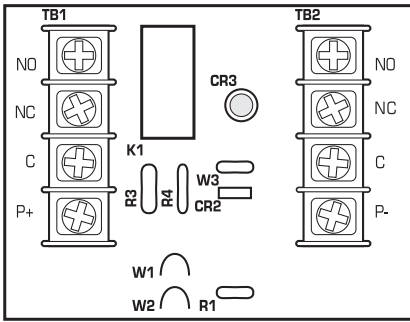
FEATURES

- LED Indicator
- Snap Track Compatible Mounting
- Small Size
- Saves Installation Time
- Quick Connect Terminals
- Double Stick Tape Mounting

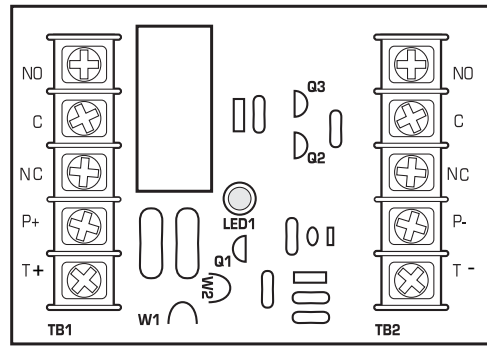
ORDER INFORMATION

Order #	Order # w/ Snaptrack	Model Number	Contact Rating	Operating Voltage	Operating Current	Sensitive Trip Current
00702	00710	RBKS-124P	1A @ 30VDC	12, 24VDC	25 mA	0.2 mA 3-48V pos. trip
00703	00711	RBKS-124N	1A @ 30VDC	12, 24VDC	25 mA	0.2 mA ground trip
00704	00712	RBK-124AC	1A @ 30VDC	12, 24VAC,DC	25 mA	
00705	00713	RBK-624	1A @ 30VDC	6, 12, 24VDC	25 mA	
00706	00714	RBK-5	5A @ 30VDC	12, 24VDC	44 mA	
00707	00715	RBK-10	10A @ 30VDC	6, 12, 24VDC	88 mA	
00708	00716	RBKS-10	10A @ 30VDC	6, 12, 24VDC	88 mA	0.2 mA pos. or neg. trip

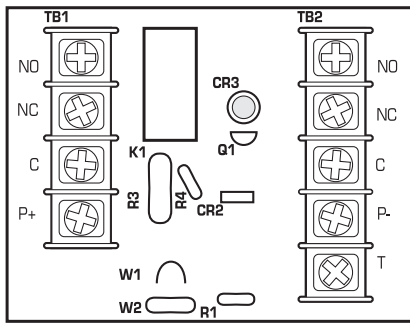
RBK-624



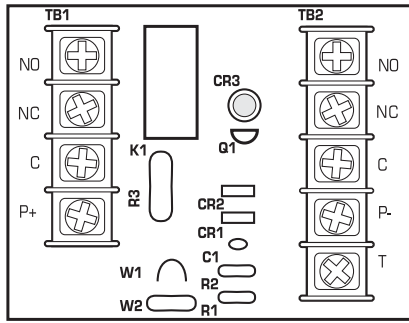
RBKS-10



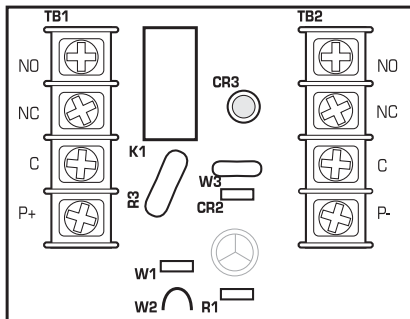
RBKS-124N



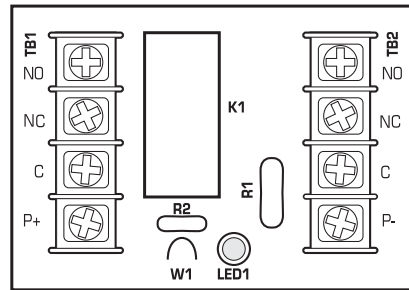
RBKS-124P



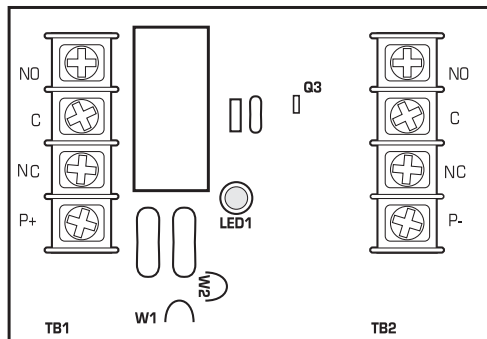
RBK-124AC



RBK-5



RBK-10



NOTES :


- Contact protection should be considered when switching inductive loads.
- Caution should be exercised when switching greater than 30 volts with these units.
- Install in accordance with all applicable electrical codes.
- P - refers to the common return for a positive voltage in all cases of DC activation or power.
- All contact notation refers to the relay in an unpowered state.
- An illuminated LED indicates the relay is in an active condition.





ALARM SAF

RELAY MODULE LINE (RBK)



The RBK family of relay modules provides a proven, reliable means of connecting an auxiliary relay into a new or existing system without need for soldering or drilling within the control panel. The relay board has an LED for indication of relay activation and is constructed of a high grade fiberglass board. The sensitive relay modules are available in a low current trip version, capable of accepting a trip voltage of 3-48VDC (positive) or a ground or open collector (negative) while powered from any compatible operating voltage. Units are available with snaptrack mounting.

DIMENSIONS

Board Size

- RBK
 - 2.12" L x 2.75" W x 0.87" H
 - 5.39cm x 6.98cm x 2.22cm
- RBK-5
 - 1.87" L x 2.75" W x 1.00" H
 - 4.76cm x 6.98cm x 2.54cm
- RBK-10
 - 2.50" L x 3.25" W x 1.00" H
 - 6.35cm x 8.25cm x 2.54cm

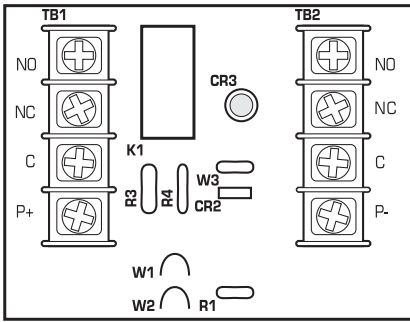
FEATURES

- LED Indicator
- Snap Track Compatible Mounting
- Small Size
- Saves Installation Time
- Quick Connect Terminals
- Double Stick Tape Mounting

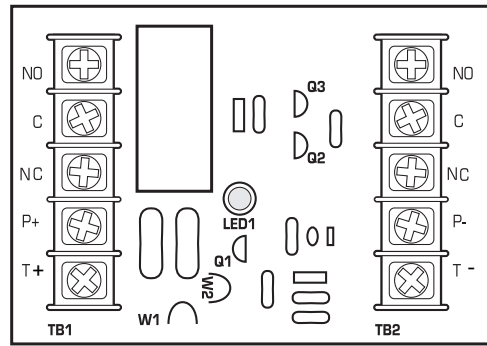
ORDER INFORMATION

Order #	Order # w/ Snaptrack	Model Number	Contact Rating	Operating Voltage	Operating Current	Sensitive Trip Current
00702	00710	RBKS-124P	1A @ 30VDC	12, 24VDC	25 mA	0.2 mA 3-48V pos. trip
00703	00711	RBKS-124N	1A @ 30VDC	12, 24VDC	25 mA	0.2 mA ground trip
00704	00712	RBK-124AC	1A @ 30VDC	12, 24VAC,DC	25 mA	
00705	00713	RBK-624	1A @ 30VDC	6, 12, 24VDC	25 mA	
00706	00714	RBK-5	5A @ 30VDC	12, 24VDC	44 mA	
00707	00715	RBK-10	10A @ 30VDC	6, 12, 24VDC	88 mA	
00708	00716	RBKS-10	10A @ 30VDC	6, 12, 24VDC	88 mA	0.2 mA pos. or neg. trip

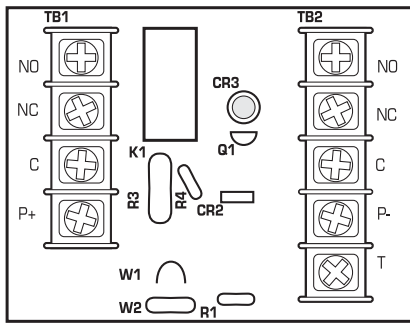
RBK-624



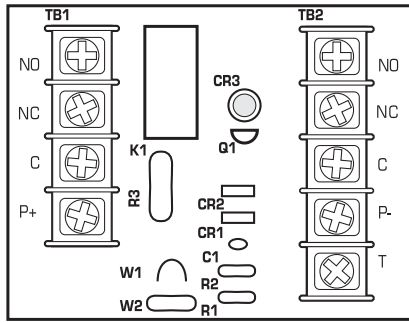
RBKS-10



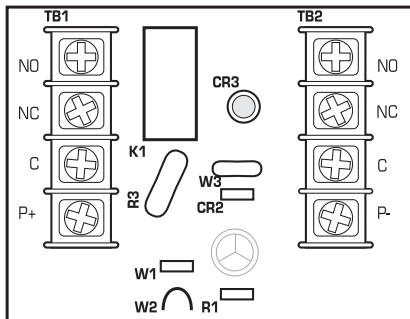
RBKS-124N



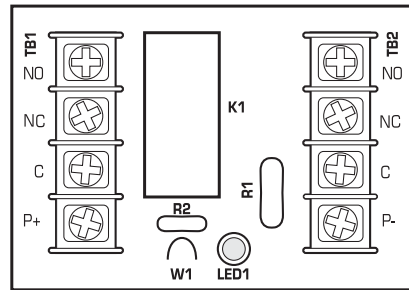
RBKS-124P



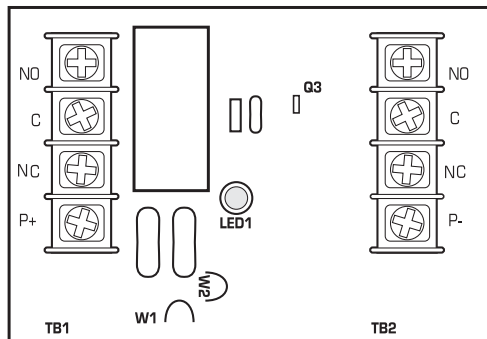
RBK-124AC



RBK-5



RBK-10



NOTES :


- Contact protection should be considered when switching inductive loads.
- Caution should be exercised when switching greater than 30 volts with these units.
- Install in accordance with all applicable electrical codes.
- P - refers to the common return for a positive voltage in all cases of DC activation or power.
- All contact notation refers to the relay in an unpowered state.
- An illuminated LED indicates the relay is in an active condition.





ALARM SAF

RELAY MODULE LINE (RBK)



The RBK family of relay modules provides a proven, reliable means of connecting an auxiliary relay into a new or existing system without need for soldering or drilling within the control panel. The relay board has an LED for indication of relay activation and is constructed of a high grade fiberglass board. The sensitive relay modules are available in a low current trip version, capable of accepting a trip voltage of 3-48VDC (positive) or a ground or open collector (negative) while powered from any compatible operating voltage. Units are available with snaptrack mounting.

DIMENSIONS

Board Size

- RBK
 - 2.12" L x 2.75" W x 0.87" H
 - 5.39cm x 6.98cm x 2.22cm
- RBK-5
 - 1.87" L x 2.75" W x 1.00" H
 - 4.76cm x 6.98cm x 2.54cm
- RBK-10
 - 2.50" L x 3.25" W x 1.00" H
 - 6.35cm x 8.25cm x 2.54cm

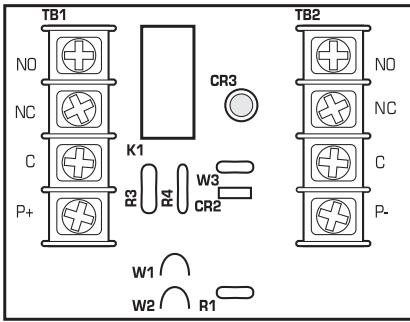
FEATURES

- LED Indicator
- Snap Track Compatible Mounting
- Small Size
- Saves Installation Time
- Quick Connect Terminals
- Double Stick Tape Mounting

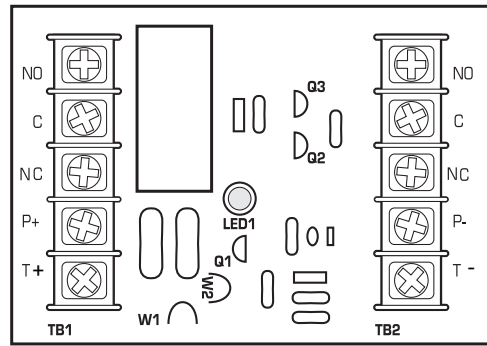
ORDER INFORMATION

Order #	Order # w/ Snaptrack	Model Number	Contact Rating	Operating Voltage	Operating Current	Sensitive Trip Current
00702	00710	RBKS-124P	1A @ 30VDC	12, 24VDC	25 mA	0.2 mA 3-48V pos. trip
00703	00711	RBKS-124N	1A @ 30VDC	12, 24VDC	25 mA	0.2 mA ground trip
00704	00712	RBK-124AC	1A @ 30VDC	12, 24VAC,DC	25 mA	
00705	00713	RBK-624	1A @ 30VDC	6, 12, 24VDC	25 mA	
00706	00714	RBK-5	5A @ 30VDC	12, 24VDC	44 mA	
00707	00715	RBK-10	10A @ 30VDC	6, 12, 24VDC	88 mA	
00708	00716	RBKS-10	10A @ 30VDC	6, 12, 24VDC	88 mA	0.2 mA pos. or neg. trip

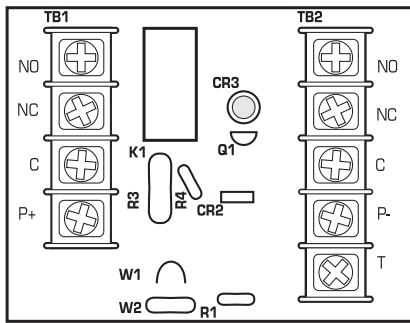
RBK-624



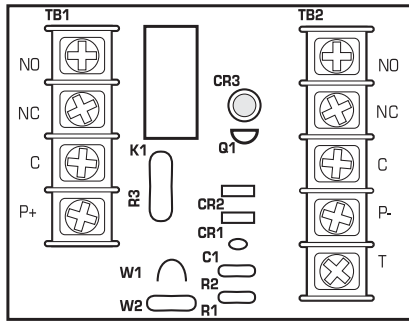
RBKS-10



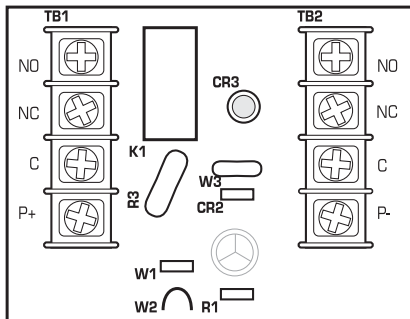
RBKS-124N



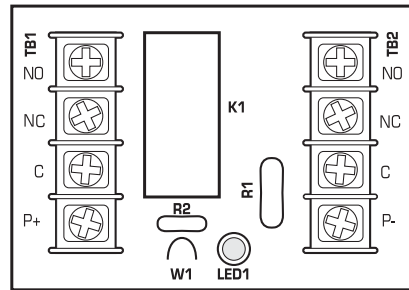
RBKS-124P



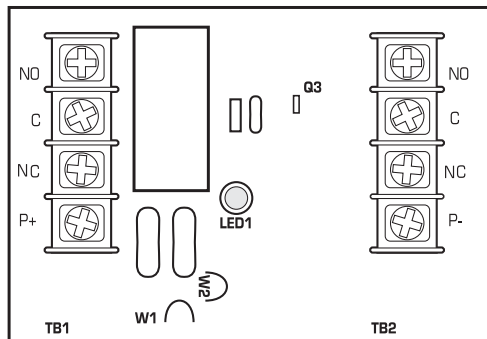
RBK-124AC



RBK-5



RBK-10



NOTES :


- Contact protection should be considered when switching inductive loads.
- Caution should be exercised when switching greater than 30 volts with these units.
- Install in accordance with all applicable electrical codes.
- P - refers to the common return for a positive voltage in all cases of DC activation or power.
- All contact notation refers to the relay in an unpowered state.
- An illuminated LED indicates the relay is in an active condition.





ALARM SAF

RELAY MODULE LINE (RBK)



The RBK family of relay modules provides a proven, reliable means of connecting an auxiliary relay into a new or existing system without need for soldering or drilling within the control panel. The relay board has an LED for indication of relay activation and is constructed of a high grade fiberglass board. The sensitive relay modules are available in a low current trip version, capable of accepting a trip voltage of 3-48VDC (positive) or a ground or open collector (negative) while powered from any compatible operating voltage. Units are available with snaptrack mounting.

DIMENSIONS

Board Size

- RBK
 - 2.12" L x 2.75" W x 0.87" H
 - 5.39cm x 6.98cm x 2.22cm
- RBK-5
 - 1.87" L x 2.75" W x 1.00" H
 - 4.76cm x 6.98cm x 2.54cm
- RBK-10
 - 2.50" L x 3.25" W x 1.00" H
 - 6.35cm x 8.25cm x 2.54cm

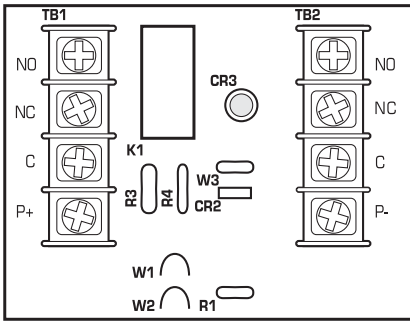
FEATURES

- LED Indicator
- Snap Track Compatible Mounting
- Small Size
- Saves Installation Time
- Quick Connect Terminals
- Double Stick Tape Mounting

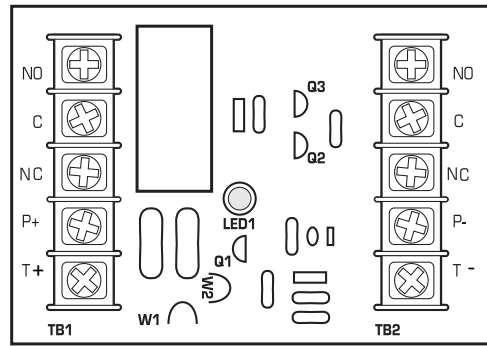
ORDER INFORMATION

Order #	Order # w/ Snaptrack	Model Number	Contact Rating	Operating Voltage	Operating Current	Sensitive Trip Current
00702	00710	RBKS-124P	1A @ 30VDC	12, 24VDC	25 mA	0.2 mA 3-48V pos. trip
00703	00711	RBKS-124N	1A @ 30VDC	12, 24VDC	25 mA	0.2 mA ground trip
00704	00712	RBK-124AC	1A @ 30VDC	12, 24VAC,DC	25 mA	
00705	00713	RBK-624	1A @ 30VDC	6, 12, 24VDC	25 mA	
00706	00714	RBK-5	5A @ 30VDC	12, 24VDC	44 mA	
00707	00715	RBK-10	10A @ 30VDC	6, 12, 24VDC	88 mA	
00708	00716	RBKS-10	10A @ 30VDC	6, 12, 24VDC	88 mA	0.2 mA pos. or neg. trip

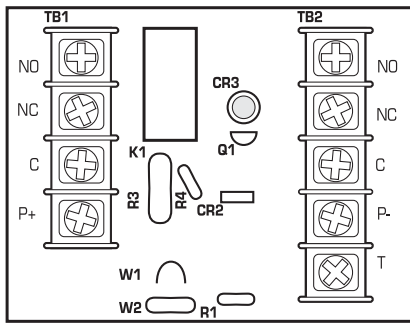
RBK-624



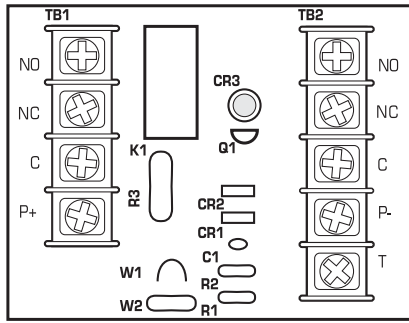
RBKS-10



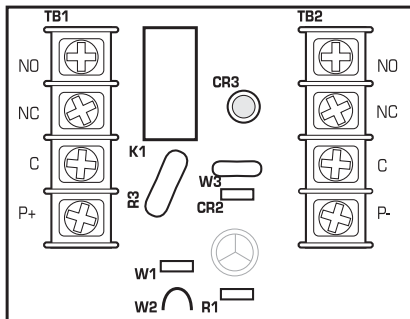
RBKS-124N



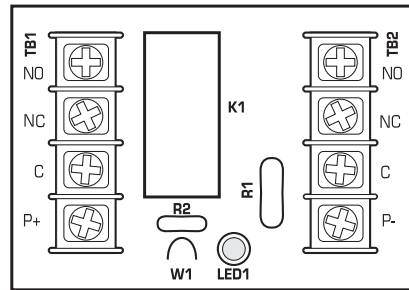
RBKS-124P



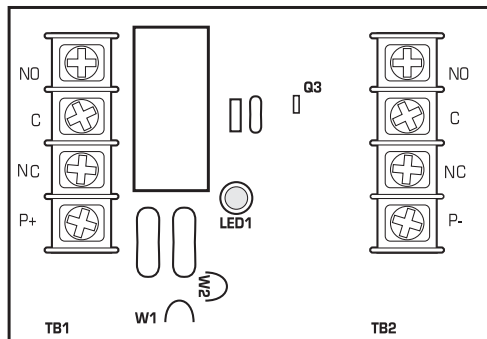
RBK-124AC



RBK-5



RBK-10



NOTES :

- Contact protection should be considered when switching inductive loads.
- Caution should be exercised when switching greater than 30 volts with these units.
- Install in accordance with all applicable electrical codes.
- P - refers to the common return for a positive voltage in all cases of DC activation or power.
- All contact notation refers to the relay in an unpowered state.
- An illuminated LED indicates the relay is in an active condition.





ALARM SAF

RM-24X

24 VAC

8 or 16 Individually Power Limited Outputs
Rack Mount Power Supplies
for CCTV Cameras and Accessories



24 VAC, 4 or 12.5 Amp Rack Mount power supply with either 8 or 16 fuse protected outputs. Ideal for CCTV applications in retail, health care, gaming, entertainment, transportation, government and educational facilities.

Designed to fit neatly into standard video equipment racks, the streamlined cabinetry and exceptional features combine to significantly reduce installation and service costs. Features include removable terminal strips for field wiring, input and output surge suppression, resettable PTC's and a removable chassis face plate for serviceability.

ORDER NUMBER	MODEL NUMBER	DESCRIPTION
03003	RM-248	24 VAC, 4 A, rack mount power supply with 8 PTC protected outputs
03001	RM-2416	24 VAC, 12.5 A, rack mount power supply with 16 PTC protected outputs
03013	RM-UWB	Universal wall mount bracket

AGENCY LISTINGS

- LISTED TO: UL/ANSI 2044, 2nd edition, current revision
- CERTIFIED TO: CAN/CSA STD C22.2 No. 1-98

FEATURES

- 8 or 16 individually PTC protected outputs
- Illuminated master power switch with circuit breaker
- 24 VAC
- Input and output surge suppression
- Externally visible LED indicators per zone
- Class 2 power limited
- Maintains camera synchronization
- Standard, 2U EIA 19" rack mount chassis
- Removable face plate for easy serviceability
- Removable terminal strips for field wiring
- Resettable PTC's
- Removable 3 wire grounded AC line cord
- Optional hardwire capability
- Universal wall mount bracket available
- Limited lifetime warranty

APPLICATIONS

- Digital color cameras
- Monochrome cameras
- Indoor/outdoor fixed domes
- PTZ's
- IP cameras
- Fiber optic senders/receivers

SPECIFICATIONS

Input Specifications:

- Input voltage: 120 VAC
- Input voltage frequency: 60 Hz

RM-248

- Input current: 0.8 A

RM-2416

- Input current: 2.5 A

Output Specifications:

- Output voltage: 24 VAC

RM-248

- Total output current: 4 A
- Outputs: 8, Class 2, individually power limited
- Power limited @ 1.6A, PTC protected

RM-2416

- Total output current: 12.5 A
- Outputs: 16, Class 2, individually power limited
- Power limited @ 1.6A, PTC protected

Temperature Ratings:

- Operating temperature: 0 °C to 49 °C
- Humidity: 85% @ 30 °C
- BTU/hr: 34 (RM-248); 58 (RM-2416)

Visual Indication:

- AC presence: Lighted AC switch
- Zone output: Green LED per zone

MECHANICAL

- 2U rack mount chassis:
3.25" H x 19.125" W x 10" D
- 16 gauge galvanized steel



ALARM SAF


RM-24XF

24 VAC

8 or 16 Fused Outputs

Rack Mount Power Supplies

for CCTV Cameras and Accessories



24 VAC, 4 or 12.5 Amp Rack Mount power supply with either 8 or 16 fuse protected outputs. Ideal for CCTV applications in retail, health care, gaming, entertainment, transportation, government and educational facilities.

Designed to fit neatly into standard video equipment racks, the streamlined cabinetry and exceptional features combine to significantly reduce installation and service costs. Features include removable terminal strips for field wiring, input and output surge suppression, automotive blade fuses for improved reliability and a removable chassis face plate for serviceability.

ORDER NUMBER	MODEL NUMBER	DESCRIPTION
03004	RM-248F	24 VAC, 4 A, rack mount power supply with 8 fused outputs
03002	RM-2416F	24 VAC, 12.5 A, rack mount power supply with 16 fused outputs
03013	RM-UWB	Universal wall mount bracket

AGENCY LISTINGS

- LISTED TO: UL/ANSI 2044, 2nd edition, current revision
- CERTIFIED TO: CAN/CSA STD C22.2 No. 1-98

FEATURES

- 8 or 16 individually fused outputs
- Illuminated master power switch with circuit breaker
- 24 VAC
- Input and output surge suppression
- Externally visible LED indicators per zone
- Maintains camera synchronization
- Standard, 2U EIA 19" rack mount chassis
- Removable face plate for easy serviceability
- Removable terminal strips for field wiring
- Automotive blade fuses for improved reliability
- Spare fuses included
- Removable 3 wire grounded AC line cord
- Optional hardwire capability
- Universal wall mount bracket available
- Limited lifetime warranty

APPLICATIONS

- Digital color cameras
- Monochrome cameras
- Indoor/outdoor fixed domes
- PTZ's
- IP cameras
- Fiber optic senders/receivers

SPECIFICATIONS

Input Specifications:

- Input voltage: 120 VAC
- Input voltage frequency: 60 Hz

RM-248F

- Input current: 0.8 A

RM-2416F

- Input current: 2.5 A

Output Specifications:

- Output voltage: 24 VAC

RM-248F

- Total output current: 4 A
- Outputs: 8 fused outputs
- Fuse rating: 3A

RM-2416F

- Total output current: 12.5 A
- Outputs: 16 fused outputs
- Fuse rating: 3A

Temperature Ratings:

- Operating temperature: 0 °C to 49 °C
- Humidity: 85% @ 30 °C
- BTU/hr: 34 (RM-248F); 58 (RM-2416F)

Visual Indication:

- AC presence: Lighted AC switch
- Zone output: Green LED per zone

MECHANICAL

- 2U rack mount chassis:
3.25" H x 19.125" W x 10" D
- 16 gauge galvanized steel



ALARM SAF

RM-24X

24 VAC

8 or 16 Individually Power Limited Outputs
Rack Mount Power Supplies
for CCTV Cameras and Accessories



CCTV RM

24 VAC, 4 or 12.5 Amp Rack Mount power supply with either 8 or 16 fuse protected outputs. Ideal for CCTV applications in retail, health care, gaming, entertainment, transportation, government and educational facilities.

Designed to fit neatly into standard video equipment racks, the streamlined cabinetry and exceptional features combine to significantly reduce installation and service costs. Features include removable terminal strips for field wiring, input and output surge suppression, resettable PTC's and a removable chassis face plate for serviceability.

ORDER NUMBER	MODEL NUMBER	DESCRIPTION
03003	RM-248	24 VAC, 4 A, rack mount power supply with 8 PTC protected outputs
03001	RM-2416	24 VAC, 12.5 A, rack mount power supply with 16 PTC protected outputs
03013	RM-UWB	Universal wall mount bracket

AGENCY LISTINGS

- LISTED TO: UL/ANSI 2044, 2nd edition, current revision
- CERTIFIED TO: CAN/CSA STD C22.2 No. 1-98

FEATURES

- 8 or 16 individually PTC protected outputs
- Illuminated master power switch with circuit breaker
- 24 VAC
- Input and output surge suppression
- Externally visible LED indicators per zone
- Class 2 power limited
- Maintains camera synchronization
- Standard, 2U EIA 19" rack mount chassis
- Removable face plate for easy serviceability
- Removable terminal strips for field wiring
- Resettable PTC's
- Removable 3 wire grounded AC line cord
- Optional hardwire capability
- Universal wall mount bracket available
- Limited lifetime warranty

APPLICATIONS

- Digital color cameras
- Monochrome cameras
- Indoor/outdoor fixed domes
- PTZ's
- IP cameras
- Fiber optic senders/receivers

SPECIFICATIONS

Input Specifications:

- Input voltage: 120 VAC
- Input voltage frequency: 60 Hz

RM-248

- Input current: 0.8 A

RM-2416

- Input current: 2.5 A

Output Specifications:

- Output voltage: 24 VAC

RM-248

- Total output current: 4 A
- Outputs: 8, Class 2, individually power limited
- Power limited @ 1.6A, PTC protected

RM-2416

- Total output current: 12.5 A
- Outputs: 16, Class 2, individually power limited
- Power limited @ 1.6A, PTC protected

Temperature Ratings:

- Operating temperature: 0 °C to 49 °C
- Humidity: 85% @ 30 °C
- BTU/hr: 34 (RM-248); 58 (RM-2416)

Visual Indication:

- AC presence: Lighted AC switch
- Zone output: Green LED per zone

MECHANICAL

- 2U rack mount chassis:
3.25" H x 19.125" W x 10" D
- 16 gauge galvanized steel



ALARM SAF


RM-24XF

24 VAC

8 or 16 Fused Outputs

Rack Mount Power Supplies

for CCTV Cameras and Accessories



24 VAC, 4 or 12.5 Amp Rack Mount power supply with either 8 or 16 fuse protected outputs. Ideal for CCTV applications in retail, health care, gaming, entertainment, transportation, government and educational facilities.

Designed to fit neatly into standard video equipment racks, the streamlined cabinetry and exceptional features combine to significantly reduce installation and service costs. Features include removable terminal strips for field wiring, input and output surge suppression, automotive blade fuses for improved reliability and a removable chassis face plate for serviceability.

ORDER NUMBER	MODEL NUMBER	DESCRIPTION
03004	RM-248F	24 VAC, 4 A, rack mount power supply with 8 fused outputs
03002	RM-2416F	24 VAC, 12.5 A, rack mount power supply with 16 fused outputs
03013	RM-UWB	Universal wall mount bracket

AGENCY LISTINGS

- LISTED TO: UL/ANSI 2044, 2nd edition, current revision
- CERTIFIED TO: CAN/CSA STD C22.2 No. 1-98

FEATURES

- 8 or 16 individually fused outputs
- Illuminated master power switch with circuit breaker
- 24 VAC
- Input and output surge suppression
- Externally visible LED indicators per zone
- Maintains camera synchronization
- Standard, 2U EIA 19" rack mount chassis
- Removable face plate for easy serviceability
- Removable terminal strips for field wiring
- Automotive blade fuses for improved reliability
- Spare fuses included
- Removable 3 wire grounded AC line cord
- Optional hardwire capability
- Universal wall mount bracket available
- Limited lifetime warranty

APPLICATIONS

- Digital color cameras
- Monochrome cameras
- Indoor/outdoor fixed domes
- PTZ's
- IP cameras
- Fiber optic senders/receivers

SPECIFICATIONS

Input Specifications:

- Input voltage: 120 VAC
- Input voltage frequency: 60 Hz

RM-248F

- Input current: 0.8 A

RM-2416F

- Input current: 2.5 A

Output Specifications:

- Output voltage: 24 VAC

RM-248F

- Total output current: 4 A
- Outputs: 8 fused outputs
- Fuse rating: 3A

RM-2416F

- Total output current: 12.5 A
- Outputs: 16 fused outputs
- Fuse rating: 3A

Temperature Ratings:

- Operating temperature: 0 °C to 49 °C
- Humidity: 85% @ 30 °C
- BTU/hr: 34 (RM-248F); 58 (RM-2416F)

Visual Indication:

- AC presence: Lighted AC switch
- Zone output: Green LED per zone

MECHANICAL

- 2U rack mount chassis:
3.25" H x 19.125" W x 10" D
- 16 gauge galvanized steel



ALARM SAF

RM-28X-300

24 or 28 VAC Selectable per Output
16 or 32 Individually Power Limited Outputs
Rack Mount Power Supplies
for CCTV Cameras and Accessories



24/28 VAC, 12.5/10 Amp Rack Mount power supply with either 16 or 32 fuse protected outputs. Ideal for CCTV applications in retail, health care, gaming, entertainment, transportation, government and educational facilities.

The RM-28 series delivers maximum flexibility for large multi-camera projects by providing increased current capability and allowing the user to select either 24 VAC or 28 VAC on each output .

Designed to fit neatly into standard video equipment racks, the streamlined cabinetry and exceptional features combine to significantly reduce installation and service costs. Features include removable terminal strips for field wiring, input and output surge suppression, resettable PTC's and a removable chassis face plate for serviceability.

ORDER NUMBER	MODEL NUMBER	DESCRIPTION
03005	RM-2816-300	24/28 VAC, 12.5/10 A, rack mount power supply with 16 PTC protected outputs
03009	RM-2832-300	24/28 VAC, 12.5/10 A, rack mount power supply with 32 PTC protected outputs
03013	RM-UWB	Universal wall mount bracket

AGENCY LISTINGS

- LISTED TO: UL/ANSI 2044, 2nd edition, current revision
- CERTIFIED TO: CAN/CSA STD C22.2 No. 1-98

FEATURES

- 16 or 32 individually PTC protected outputs
- 24 or 28 VAC selectable per output by positional jumper
- Illuminated master power switch with circuit breaker
- Input and output surge suppression
- Externally visible LED indicators per zone
- Removable jumper for individual output disconnect
- Class 2 power limited
- Maintains camera synchronization
- Standard, 2U EIA 19" rack mount chassis
- Removable face plate for easy serviceability
- Removable terminal strips for field wiring
- Resettable PTC's
- Removable 3 wire grounded AC line cord
- Optional hardwire capability
- Universal wall mount bracket available
- Limited lifetime warranty

APPLICATIONS

- Digital color cameras
- Monochrome cameras
- Indoor/outdoor fixed domes
- PTZ's
- IP cameras
- Fiber optic senders/receivers

SPECIFICATIONS

Input Specifications:

- Input voltage: 120 VAC
- Input voltage frequency: 60 Hz
- Input current: 2.5 A

Output Specifications:

- Output voltage: 24 VAC or 28 VAC
- Output current: 12.5 A @ 24 VAC
10 A @ 28 VAC

RM-2816-300

- Outputs: 16, Class 2, individually power limited
- Power limited @ 1.6A, PTC protected

RM-2832-300

- Outputs: 32, Class 2, individually power limited
- Power limited @ 1.6A, PTC protected

Temperature Ratings:

- Operating temperature: 0 °C to 49 °C
- Humidity: 85% @ 30 °C
- BTU/hr: 58

Visual Indication:

- AC presence: Lighted AC switch
- Zone output: Green LED per zone

MECHANICAL


- 2U rack mount chassis:
3.25" H x 19.125" W x 10" D
- 16 gauge galvanized steel



ALARM SAF

RM-28X-600

24 or 28 VAC Selectable per Output
16 or 32 Individually Power Limited Outputs
Rack Mount Power Supplies
for CCTV Cameras and Accessories



24/28 VAC, 25/20 Amp Rack Mount power supply with either 16 or 32 fuse protected outputs. Ideal for CCTV applications in retail, health care, gaming, entertainment, transportation, government and educational facilities.

The RM-28 series delivers maximum flexibility for large multi-camera projects by providing increased current capability and allowing the user to select either 24 VAC or 28 VAC on each output .

Designed to fit neatly into standard video equipment racks, the streamlined cabinetry and exceptional features combine to significantly reduce installation and service costs. Features include removable terminal strips for field wiring, input and output surge suppression, resettable PTC's and a removable chassis face plate for serviceability.

ORDER NUMBER	MODEL NUMBER	DESCRIPTION
03006	RM-2816-600	24/28 VAC, 25/20 A, rack mount power supply with 16 PTC protected outputs
03010	RM-2832-600	24/28 VAC, 25/20 A, rack mount power supply with 32 PTC protected outputs
03013	RM-UWB	Universal wall mount bracket

AGENCY LISTINGS

- LISTED TO: UL/ANSI 2044, 2nd edition, current revision
- CERTIFIED TO: CAN/CSA STD C22.2 No. 1-98

FEATURES

- 16 or 32 individually PTC protected outputs
- 24 or 28 VAC selectable per output by positional jumper
- Illuminated master power switch with circuit breaker
- Input and output surge suppression
- Externally visible LED indicators per zone
- Removable jumper for individual output disconnect
- Class 2 power limited
- Maintains camera synchronization
- Standard, 2U EIA 19" rack mount chassis
- Removable face plate for easy serviceability
- Removable terminal strips for field wiring
- Resettable PTC's
- Removable 3 wire grounded AC line cord
- Optional hardwire capability
- Universal wall mount bracket available
- Limited lifetime warranty

APPLICATIONS

- Digital color cameras
- Monochrome cameras
- Indoor/outdoor fixed domes
- PTZ's
- IP cameras
- Fiber optic senders/receivers

SPECIFICATIONS

Input Specifications:

- Input voltage: 120 VAC
- Input voltage frequency: 60 Hz
- Input current: 5 A

Output Specifications:

- Output voltage: 24 VAC or 28 VAC
- Output current: 25 A @ 24 VAC
20 A @ 28 VAC

RM-2816-600

- Outputs: 16, Class 2, individually power limited
- Power limited @ 1.6A, PTC protected

RM-2832-600

- Outputs: 32, Class 2, individually power limited
- Power limited @ 1.6A, PTC protected

Temperature Ratings:

- Operating temperature: 0 °C to 49 °C
- Humidity: 85% @ 30 °C
- BTU/hr: 116

Visual Indication:

- AC presence: Lighted AC switch
- Zone output: Green LED per zone

MECHANICAL

- 2U rack mount chassis:
3.25" H x 19.125" W x 10" D
- 16 gauge galvanized steel



ALARM SAF


RM-28XF-300

24 or 28 VAC Selectable per Output

16 or 32 Fused Outputs

Rack Mount Power Supplies

for CCTV Cameras and Accessories



24/28 VAC, 12.5/10 Amp Rack Mount power supply with either 16 or 32 fuse protected outputs. Ideal for CCTV applications in retail, health care, gaming, entertainment, transportation, government and educational facilities.

The RM-28 series delivers maximum flexibility for large multi-camera projects by providing increased current capability and allowing the user to select either 24 VAC or 28 VAC on each output .

Designed to fit neatly into standard video equipment racks, the streamlined cabinetry and exceptional features combine to significantly reduce installation and service costs. Features include removable terminal strips for field wiring, input and output surge suppression, automotive blade fuses for improved reliability and a removable chassis face plate for serviceability.

ORDER NUMBER	MODEL NUMBER	DESCRIPTION
03007	RM-2816F-300	24/28 VAC, 12.5/10 A, rack mount power supply with 16 fused outputs
03011	RM-2832F-300	24/28 VAC, 12.5/10 A, rack mount power supply with 32 fused outputs
03013	RM-UWB	Universal wall mount bracket

AGENCY LISTINGS

- LISTED TO: UL/ANSI 2044, 2nd edition, current revision
- CERTIFIED TO: CAN/CSA STD C22.2 No. 1-98

FEATURES

- 16 or 32 individually fused outputs
- 24 or 28 VAC selectable per output by positional jumper
- Illuminated master power switch with circuit breaker
- Input and output surge suppression
- Externally visible LED indicators per zone
- Removable jumper for individual output disconnect
- Maintains camera synchronization
- Standard, 2U EIA 19" rack mount chassis
- Removable face plate for easy serviceability
- Removable terminal strips for field wiring
- Automotive blade fuses for improved reliability
- Spare fuses included
- Removable 3 wire grounded AC line cord
- Optional hardwire capability
- Universal wall mount bracket available
- Limited lifetime warranty

APPLICATIONS

- Digital color cameras
- Monochrome cameras
- Indoor/outdoor fixed domes
- PTZ's
- IP cameras
- Fiber optic senders/receivers

SPECIFICATIONS

Input Specifications:

- Input voltage: 120 VAC
- Input voltage frequency: 60 Hz
- Input current: 2.5 A

Output Specifications:

- Output voltage: 24 VAC or 28 VAC
- Output current: 12.5 A @ 24 VAC
10 A @ 28 VAC

RM-2816F-300

- Outputs: 16 fused outputs
- Fuse rating: 3A

RM-2832F-300

- Outputs: 32 fused outputs
- Fuse rating: 3A

Temperature Ratings:

- Operating temperature: 0 °C to 49 °C
- Humidity: 85% @ 30 °C
- BTU/hr: 58

Visual Indication:

- AC presence: Lighted AC switch
- Zone output: Green LED per zone

MECHANICAL

- 2U rack mount chassis:
3.25" H x 19.125" W x 10" D
- 16 gauge galvanized steel



ALARM SAF


RM-28XF-600

24 or 28 VAC Selectable per Output

16 or 32 Fused Outputs

Rack Mount Power Supplies

for CCTV Cameras and Accessories



24/28 VAC, 25/20 Amp Rack Mount power supply with either 16 or 32 fuse protected outputs. Ideal for CCTV applications in retail, health care, gaming, entertainment, transportation, government and educational facilities.

The RM-28 series delivers maximum flexibility for large multi-camera projects by providing increased current capability and allowing the user to select either 24 VAC or 28 VAC on each output .

Designed to fit neatly into standard video equipment racks, the streamlined cabinetry and exceptional features combine to significantly reduce installation and service costs. Features include removable terminal strips for field wiring, input and output surge suppression, automotive blade fuses for improved reliability and a removable chassis face plate for serviceability.

ORDER NUMBER	MODEL NUMBER	DESCRIPTION
03008	RM-2816F-600	24/28 VAC, 25/20 A, rack mount power supply with 16 fused outputs
03012	RM-2832F-600	24/28 VAC, 25/20 A, rack mount power supply with 32 fused outputs
03013	RM-UWB	Universal wall mount bracket

AGENCY LISTINGS

- LISTED TO: UL/ANSI 2044, 2nd edition, current revision
- CERTIFIED TO: CAN/CSA STD C22.2 No. 1-98

FEATURES

- 16 or 32 individually fused outputs
- 24 or 28 VAC selectable per output by positional jumper
- Illuminated master power switch with circuit breaker
- Input and output surge suppression
- Externally visible LED indicators per zone
- Removable jumper for individual output disconnect
- Maintains camera synchronization
- Standard, 2U EIA 19" rack mount chassis
- Removable face plate for easy serviceability
- Removable terminal strips for field wiring
- Automotive blade fuses for improved reliability
- Spare fuses included
- Removable 3 wire grounded AC line cord
- Optional hardwire capability
- Universal wall mount bracket available
- Limited lifetime warranty

APPLICATIONS

- Digital color cameras
- Monochrome cameras
- Indoor/outdoor fixed domes
- PTZ's
- IP cameras
- Fiber optic senders/receivers

SPECIFICATIONS

Input Specifications:

- Input voltage: 120 VAC
- Input voltage frequency: 60 Hz
- Input current: 5 A

Output Specifications:

- Output voltage: 24 VAC or 28 VAC
- Output current: 25 A @ 24 VAC
20 A @ 28 VAC

RM-2816F-600

- Outputs: 16 fused outputs
- Fuse rating: 3A

RM-2832F-600

- Outputs: 32 fused outputs
- Fuse rating: 3A

Temperature Ratings:

- Operating temperature: 0 °C to 49 °C
- Humidity: 85% @ 30 °C
- BTU/hr: 116

Visual Indication:

- AC presence: Lighted AC switch
- Zone output: Green LED per zone

MECHANICAL


- 2U rack mount chassis:
3.25" H x 19.125" W x 10" D
- 16 gauge galvanized steel



ALARM SAF

RM-28X-300

24 or 28 VAC Selectable per Output
16 or 32 Individually Power Limited Outputs
Rack Mount Power Supplies
for CCTV Cameras and Accessories



24/28 VAC, 12.5/10 Amp Rack Mount power supply with either 16 or 32 fuse protected outputs. Ideal for CCTV applications in retail, health care, gaming, entertainment, transportation, government and educational facilities.

The RM-28 series delivers maximum flexibility for large multi-camera projects by providing increased current capability and allowing the user to select either 24 VAC or 28 VAC on each output .

Designed to fit neatly into standard video equipment racks, the streamlined cabinetry and exceptional features combine to significantly reduce installation and service costs. Features include removable terminal strips for field wiring, input and output surge suppression, resettable PTC's and a removable chassis face plate for serviceability.

ORDER NUMBER	MODEL NUMBER	DESCRIPTION
03005	RM-2816-300	24/28 VAC, 12.5/10 A, rack mount power supply with 16 PTC protected outputs
03009	RM-2832-300	24/28 VAC, 12.5/10 A, rack mount power supply with 32 PTC protected outputs
03013	RM-UWB	Universal wall mount bracket

AGENCY LISTINGS

- LISTED TO: UL/ANSI 2044, 2nd edition, current revision
- CERTIFIED TO: CAN/CSA STD C22.2 No. 1-98

FEATURES

- 16 or 32 individually PTC protected outputs
- 24 or 28 VAC selectable per output by positional jumper
- Illuminated master power switch with circuit breaker
- Input and output surge suppression
- Externally visible LED indicators per zone
- Removable jumper for individual output disconnect
- Class 2 power limited
- Maintains camera synchronization
- Standard, 2U EIA 19" rack mount chassis
- Removable face plate for easy serviceability
- Removable terminal strips for field wiring
- Resettable PTC's
- Removable 3 wire grounded AC line cord
- Optional hardwire capability
- Universal wall mount bracket available
- Limited lifetime warranty

APPLICATIONS

- Digital color cameras
- Monochrome cameras
- Indoor/outdoor fixed domes
- PTZ's
- IP cameras
- Fiber optic senders/receivers

SPECIFICATIONS

Input Specifications:

- Input voltage: 120 VAC
- Input voltage frequency: 60 Hz
- Input current: 2.5 A

Output Specifications:

- Output voltage: 24 VAC or 28 VAC
- Output current: 12.5 A @ 24 VAC
10 A @ 28 VAC

RM-2816-300

- Outputs: 16, Class 2, individually power limited
- Power limited @ 1.6A, PTC protected

RM-2832-300

- Outputs: 32, Class 2, individually power limited
- Power limited @ 1.6A, PTC protected

Temperature Ratings:

- Operating temperature: 0 °C to 49 °C
- Humidity: 85% @ 30 °C
- BTU/hr: 58

Visual Indication:

- AC presence: Lighted AC switch
- Zone output: Green LED per zone

MECHANICAL


- 2U rack mount chassis:
3.25" H x 19.125" W x 10" D
- 16 gauge galvanized steel



ALARM SAF

RM-28X-600

24 or 28 VAC Selectable per Output
16 or 32 Individually Power Limited Outputs
Rack Mount Power Supplies
for CCTV Cameras and Accessories



24/28 VAC, 25/20 Amp Rack Mount power supply with either 16 or 32 fuse protected outputs. Ideal for CCTV applications in retail, health care, gaming, entertainment, transportation, government and educational facilities.

The RM-28 series delivers maximum flexibility for large multi-camera projects by providing increased current capability and allowing the user to select either 24 VAC or 28 VAC on each output .

Designed to fit neatly into standard video equipment racks, the streamlined cabinetry and exceptional features combine to significantly reduce installation and service costs. Features include removable terminal strips for field wiring, input and output surge suppression, resettable PTC's and a removable chassis face plate for serviceability.

ORDER NUMBER	MODEL NUMBER	DESCRIPTION
03006	RM-2816-600	24/28 VAC, 25/20 A, rack mount power supply with 16 PTC protected outputs
03010	RM-2832-600	24/28 VAC, 25/20 A, rack mount power supply with 32 PTC protected outputs
03013	RM-UWB	Universal wall mount bracket

AGENCY LISTINGS

- LISTED TO: UL/ANSI 2044, 2nd edition, current revision
- CERTIFIED TO: CAN/CSA STD C22.2 No. 1-98

FEATURES

- 16 or 32 individually PTC protected outputs
- 24 or 28 VAC selectable per output by positional jumper
- Illuminated master power switch with circuit breaker
- Input and output surge suppression
- Externally visible LED indicators per zone
- Removable jumper for individual output disconnect
- Class 2 power limited
- Maintains camera synchronization
- Standard, 2U EIA 19" rack mount chassis
- Removable face plate for easy serviceability
- Removable terminal strips for field wiring
- Resettable PTC's
- Removable 3 wire grounded AC line cord
- Optional hardwire capability
- Universal wall mount bracket available
- Limited lifetime warranty

APPLICATIONS

- Digital color cameras
- Monochrome cameras
- Indoor/outdoor fixed domes
- PTZ's
- IP cameras
- Fiber optic senders/receivers

SPECIFICATIONS

Input Specifications:

- Input voltage: 120 VAC
- Input voltage frequency: 60 Hz
- Input current: 5 A

Output Specifications:

- Output voltage: 24 VAC or 28 VAC
- Output current: 25 A @ 24 VAC
20 A @ 28 VAC

RM-2816-600

- Outputs: 16, Class 2, individually power limited
- Power limited @ 1.6A, PTC protected

RM-2832-600

- Outputs: 32, Class 2, individually power limited
- Power limited @ 1.6A, PTC protected

Temperature Ratings:

- Operating temperature: 0 °C to 49 °C
- Humidity: 85% @ 30 °C
- BTU/hr: 116

Visual Indication:

- AC presence: Lighted AC switch
- Zone output: Green LED per zone

MECHANICAL

- 2U rack mount chassis:
3.25" H x 19.125" W x 10" D
- 16 gauge galvanized steel



ALARM SAF


RM-28XF-300

24 or 28 VAC Selectable per Output

16 or 32 Fused Outputs

Rack Mount Power Supplies

for CCTV Cameras and Accessories



24/28 VAC, 12.5/10 Amp Rack Mount power supply with either 16 or 32 fuse protected outputs. Ideal for CCTV applications in retail, health care, gaming, entertainment, transportation, government and educational facilities.

The RM-28 series delivers maximum flexibility for large multi-camera projects by providing increased current capability and allowing the user to select either 24 VAC or 28 VAC on each output .

Designed to fit neatly into standard video equipment racks, the streamlined cabinetry and exceptional features combine to significantly reduce installation and service costs. Features include removable terminal strips for field wiring, input and output surge suppression, automotive blade fuses for improved reliability and a removable chassis face plate for serviceability.

ORDER NUMBER	MODEL NUMBER	DESCRIPTION
03007	RM-2816F-300	24/28 VAC, 12.5/10 A, rack mount power supply with 16 fused outputs
03011	RM-2832F-300	24/28 VAC, 12.5/10 A, rack mount power supply with 32 fused outputs
03013	RM-UWB	Universal wall mount bracket

AGENCY LISTINGS

- LISTED TO: UL/ANSI 2044, 2nd edition, current revision
- CERTIFIED TO: CAN/CSA STD C22.2 No. 1-98

FEATURES

- 16 or 32 individually fused outputs
- 24 or 28 VAC selectable per output by positional jumper
- Illuminated master power switch with circuit breaker
- Input and output surge suppression
- Externally visible LED indicators per zone
- Removable jumper for individual output disconnect
- Maintains camera synchronization
- Standard, 2U EIA 19" rack mount chassis
- Removable face plate for easy serviceability
- Removable terminal strips for field wiring
- Automotive blade fuses for improved reliability
- Spare fuses included
- Removable 3 wire grounded AC line cord
- Optional hardwire capability
- Universal wall mount bracket available
- Limited lifetime warranty

APPLICATIONS

- Digital color cameras
- Monochrome cameras
- Indoor/outdoor fixed domes
- PTZ's
- IP cameras
- Fiber optic senders/receivers

SPECIFICATIONS

Input Specifications:

- Input voltage: 120 VAC
- Input voltage frequency: 60 Hz
- Input current: 2.5 A

Output Specifications:

- Output voltage: 24 VAC or 28 VAC
- Output current: 12.5 A @ 24 VAC
10 A @ 28 VAC

RM-2816F-300

- Outputs: 16 fused outputs
- Fuse rating: 3A

RM-2832F-300

- Outputs: 32 fused outputs
- Fuse rating: 3A

Temperature Ratings:

- Operating temperature: 0 °C to 49 °C
- Humidity: 85% @ 30 °C
- BTU/hr: 58

Visual Indication:

- AC presence: Lighted AC switch
- Zone output: Green LED per zone

MECHANICAL

- 2U rack mount chassis:
3.25" H x 19.125" W x 10" D
- 16 gauge galvanized steel



ALARM SAF


RM-28XF-600

24 or 28 VAC Selectable per Output

16 or 32 Fused Outputs

Rack Mount Power Supplies

for CCTV Cameras and Accessories



24/28 VAC, 25/20 Amp Rack Mount power supply with either 16 or 32 fuse protected outputs. Ideal for CCTV applications in retail, health care, gaming, entertainment, transportation, government and educational facilities.

The RM-28 series delivers maximum flexibility for large multi-camera projects by providing increased current capability and allowing the user to select either 24 VAC or 28 VAC on each output .

Designed to fit neatly into standard video equipment racks, the streamlined cabinetry and exceptional features combine to significantly reduce installation and service costs. Features include removable terminal strips for field wiring, input and output surge suppression, automotive blade fuses for improved reliability and a removable chassis face plate for serviceability.

ORDER NUMBER	MODEL NUMBER	DESCRIPTION
03008	RM-2816F-600	24/28 VAC, 25/20 A, rack mount power supply with 16 fused outputs
03012	RM-2832F-600	24/28 VAC, 25/20 A, rack mount power supply with 32 fused outputs
03013	RM-UWB	Universal wall mount bracket

AGENCY LISTINGS

- LISTED TO: UL/ANSI 2044, 2nd edition, current revision
- CERTIFIED TO: CAN/CSA STD C22.2 No. 1-98

FEATURES

- 16 or 32 individually fused outputs
- 24 or 28 VAC selectable per output by positional jumper
- Illuminated master power switch with circuit breaker
- Input and output surge suppression
- Externally visible LED indicators per zone
- Removable jumper for individual output disconnect
- Maintains camera synchronization
- Standard, 2U EIA 19" rack mount chassis
- Removable face plate for easy serviceability
- Removable terminal strips for field wiring
- Automotive blade fuses for improved reliability
- Spare fuses included
- Removable 3 wire grounded AC line cord
- Optional hardwire capability
- Universal wall mount bracket available
- Limited lifetime warranty

APPLICATIONS

- Digital color cameras
- Monochrome cameras
- Indoor/outdoor fixed domes
- PTZ's
- IP cameras
- Fiber optic senders/receivers

SPECIFICATIONS

Input Specifications:

- Input voltage: 120 VAC
- Input voltage frequency: 60 Hz
- Input current: 5 A

Output Specifications:

- Output voltage: 24 VAC or 28 VAC
- Output current: 25 A @ 24 VAC
20 A @ 28 VAC

RM-2816F-600

- Outputs: 16 fused outputs
- Fuse rating: 3A

RM-2832F-600

- Outputs: 32 fused outputs
- Fuse rating: 3A

Temperature Ratings:

- Operating temperature: 0 °C to 49 °C
- Humidity: 85% @ 30 °C
- BTU/hr: 116

Visual Indication:

- AC presence: Lighted AC switch
- Zone output: Green LED per zone

MECHANICAL

- 2U rack mount chassis:
3.25" H x 19.125" W x 10" D
- 16 gauge galvanized steel



ALARM SAF

Rack Mount DC Power Supplies Dual 12/24 VDC, 16/8 Amp, 16 Outputs



AlarmSaf Rack Mount DC Power Supplies fit standard IT equipment racks. They supply regulated and filtered main, standby or auxiliary power for Access Control, CCTV, Fire and Security systems integration applications. Models are available with fuse protected or power limited outputs and/or fire alarm interface capability if required.

These power supplies meet the latest industry specifications and requirements and are ideal for use in all commercial and government security installations including health care, retail, entertainment, transportation, industrial and educational facilities.

AGENCY LISTINGS

UL/ANSI 2044, 294, 1481, 1076

ULC-S318, S527

CSA C22.2-No. 107.1-01

CODE COMPLIANCE

NFPA 72, 731

CSFM

NY MEA

FCC Part 15, subpart B, class A

FEATURES

- Dual power supply in single rack mount enclosure
- 12 or 24 VDC, user selectable
- 16 individually fused or Class 2, Power Limited outputs
- Fire Alarm Interface Capability on selected models
- Thermal protection
- Visual fault indication and reporting
- Overcurrent protection
- Battery presence supervision with optional disable
- Earth ground fault detection with optional disable
- Reverse battery protection
- Controlled current battery charging
- Illuminated master power switch with circuit breaker
- Input and output surge suppression
- Externally visible LED indicators per zone
- Standard, 2U EIA 19" rack mount chassis
- Removable face plate
- Removable terminal strips for field wiring
- Automotive blade fuses for improved reliability*
- Spare fuses included*
- Removable 3-wire grounded AC line cord
- Optional hardwire capability
- Limited lifetime warranty

APPLICATIONS

CCTV:

- DC Camera Power
- IP Camera Power
- PTZ's / Domes
- Fiber Optic Transceivers
- IR Illuminators
- Video Processing Equipment

Access Control and Security:

- Readers
- Lock Power
- System Power
- Auxiliary Equipment Power

*Applies to model RMDC-12416F and RMDC-PS5-MD-16F-UL-FAI

Rack Mount DC Power Supplies: Dual 12/24 VDC, 16/8 A, 16 Outputs



SPECIFICATIONS

Input Specifications:

- Input voltage: 120 VAC
- Input voltage frequency: 50 or 60 Hz
- Input Current: 2.5 A maximum

Output Specifications:

- Voltage: 12 or 24 VDC, user selectable
- Output power:
 - 200 Watts total
 - Single Voltage Mode: 16A @ 12 VDC or 8A @ 24 VDC
 - Dual Voltage Mode: 8A @ 12 VDC and 4A @ 24 VDC

Power Distribution

RMDC-12416F-UL

- 16 fused power distribution outputs
- Individually selectable for 12 or 24 VDC

RMDC-PS5-MD-16F-UL-FAI

- 16 Fused Outputs, individually selectable for FAI or continuous output

RMDC-12416-UL

- 16 Class 2, Power Limited power distribution outputs, PTC protected @ 1.6 A per output
- Individually selectable for 12 or 24 VDC

RMDC-PS5-MD-16-UL-FAI

- 16 Class 2, Power Limited Outputs, PTC protected @ 1.6 A per output and individually selectable for FAI or continuous output

Fuse Ratings

- Battery: 15 A
- Power Distribution outputs 3A*
- FAI main output: 10 A

Full load ripple: 0.015V p-p typical, 0.04V p-p during battery charge

Electronically regulated and filtered output

Fire Alarm Interface (FAI) Specifications**

- One main FAI output
- Control Input Voltage: 9 -33 VDC
- Control Input Current: 3.3 mA maximum
- Dry contact input
- Open collector input

Temperature Ratings:

- Operating Temperature : 0° C to 49° C
- Humidity : 95% @ 32° C
- BTU/hr: 160 BTU maximum

Battery Charger Specifications:

- 2 independent charger outputs
- Battery Type: Sealed lead acid rechargeable
- Maximum battery charge capacity 80 Ah per charger in 48 hours
- Maximum battery charge current: 2 A

Fault Detection:

- Loss of AC or brownout
- Power supply output > ±10%
- Over temperature condition
- Low battery voltage
- Earth ground fault (user option)
- Blown battery or AC fuse
- No battery present (user option)

Fault Reporting

- Form 'C' relay contacts
 - AC Fault: Contact rating, 28 VDC @ 1 A
 - Common Fault: Contact rating, 28 VDC @ 1 A

External Visual Indicators:

- AC presence: Illuminated AC switch
- Zone output: Green LED per zone

Internal Visual Indicators:

- AC presence: Green LED
- AC fault: Yellow LED
- Common fault: Yellow LED
- Earth ground fault: Yellow LED
- FAI active: Red LED

MECHANICAL

- 2U Rack mount chassis:
3.25" H x 19" W x 10" D
- 16 gauge painted steel

ORDER NUMBER	MODEL NUMBER	DESCRIPTION
03014	RMDC-12416F-UL	12/24 VDC, 16/8 Amp, rack mount power supply, 16 fused outputs
03016	RMDC-12416-UL	12/24 VDC, 16/8 Amp, rack mount power supply, 16 class 2, power limited outputs
03025	RMDC-PS5-MD-16F-UL-FAI	12/24 VDC, 16/8 AMP, rack mount power supply, 16 Fused Outputs, Fire Alarm Interface Capability
03024	RMDC-PS5-MD-16-UL-FAI	12/24 VDC, 16/8 AMP, rack mount power supply, 16 Class 2, Power Limited Outputs, Fire Alarm Interface Capability
03013	RM-UWB	Universal wall mount bracket

*Applies to models RMDC-12416F-UL and RMDC-PS5-M-16F-UL-FAI

** Applies to models RMDC-PS5-M-UL-16F-FAI and RMDC-PS5-M-UL-16-FAI



ALARM SAF

65A Industrial Way, Wilmington, MA 01887-3499, USA, Voice:978-658-6717, Fax:978-658-8638 www.alarmsaf.com



ALARM SAF

Rack Mount DC Power Supplies Dual 12/24 VDC, 16/8 Amp, 16 Outputs



AlarmSaf Rack Mount DC Power Supplies fit standard IT equipment racks. They supply regulated and filtered main, standby or auxiliary power for Access Control, CCTV, Fire and Security systems integration applications. Models are available with fuse protected or power limited outputs and/or fire alarm interface capability if required.

These power supplies meet the latest industry specifications and requirements and are ideal for use in all commercial and government security installations including health care, retail, entertainment, transportation, industrial and educational facilities.

AGENCY LISTINGS

UL/ANSI 2044, 294, 1481, 1076

ULC-S318, S527

CSA C22.2-No. 107.1-01

CODE COMPLIANCE

NFPA 72, 731

CSFM

NY MEA

FCC Part 15, subpart B, class A

FEATURES

- Dual power supply in single rack mount enclosure
- 12 or 24 VDC, user selectable
- 16 individually fused or Class 2, Power Limited outputs
- Fire Alarm Interface Capability on selected models
- Thermal protection
- Visual fault indication and reporting
- Overcurrent protection
- Battery presence supervision with optional disable
- Earth ground fault detection with optional disable
- Reverse battery protection
- Controlled current battery charging
- Illuminated master power switch with circuit breaker
- Input and output surge suppression
- Externally visible LED indicators per zone
- Standard, 2U EIA 19" rack mount chassis
- Removable face plate
- Removable terminal strips for field wiring
- Automotive blade fuses for improved reliability*
- Spare fuses included*
- Removable 3-wire grounded AC line cord
- Optional hardwire capability
- Limited lifetime warranty

APPLICATIONS

CCTV:

- DC Camera Power
- IP Camera Power
- PTZ's / Domes
- Fiber Optic Transceivers
- IR Illuminators
- Video Processing Equipment

Access Control and Security:

- Readers
- Lock Power
- System Power
- Auxiliary Equipment Power

*Applies to model RMDC-12416F and RMDC-PS5-MD-16F-UL-FAI

Rack Mount DC Power Supplies: Dual 12/24 VDC, 16/8 A, 16 Outputs



SPECIFICATIONS

Input Specifications:

- Input voltage: 120 VAC
- Input voltage frequency: 50 or 60 Hz
- Input Current: 2.5 A maximum

Output Specifications:

- Voltage: 12 or 24 VDC, user selectable
- Output power:
 - 200 Watts total
 - Single Voltage Mode: 16A @ 12 VDC or 8A @ 24 VDC
 - Dual Voltage Mode: 8A @ 12 VDC and 4A @ 24 VDC

Power Distribution

RMDC-12416F-UL

- 16 fused power distribution outputs
- Individually selectable for 12 or 24 VDC

RMDC-PS5-MD-16F-UL-FAI

- 16 Fused Outputs, individually selectable for FAI or continuous output

RMDC-12416-UL

- 16 Class 2, Power Limited power distribution outputs, PTC protected @ 1.6 A per output
- Individually selectable for 12 or 24 VDC

RMDC-PS5-MD-16-UL-FAI

- 16 Class 2, Power Limited Outputs, PTC protected @ 1.6 A per output and individually selectable for FAI or continuous output

- Fuse Ratings
 - Battery: 15 A
 - Power Distribution outputs 3A*
 - FAI main output: 10 A
- Full load ripple: 0.015V p-p typical, 0.04V p-p during battery charge
- Electronically regulated and filtered output

Fire Alarm Interface (FAI) Specifications**

- One main FAI output
- Control Input Voltage: 9 -33 VDC
- Control Input Current: 3.3 mA maximum
- Dry contact input
- Open collector input

Temperature Ratings:

- Operating Temperature : 0° C to 49° C
- Humidity : 95% @ 32° C
- BTU/hr: 160 BTU maximum

Battery Charger Specifications:

- 2 independent charger outputs
- Battery Type: Sealed lead acid rechargeable
- Maximum battery charge capacity 80 Ah per charger in 48 hours
- Maximum battery charge current: 2 A

Fault Detection:

- Loss of AC or brownout
- Power supply output > ±10%
- Over temperature condition
- Low battery voltage
- Earth ground fault (user option)
- Blown battery or AC fuse
- No battery present (user option)

Fault Reporting

- Form 'C' relay contacts
 - AC Fault: Contact rating, 28 VDC @ 1 A
 - Common Fault: Contact rating, 28 VDC @ 1 A

External Visual Indicators:

- AC presence: Illuminated AC switch
- Zone output: Green LED per zone

Internal Visual Indicators:

- AC presence: Green LED
- AC fault: Yellow LED
- Common fault: Yellow LED
- Earth ground fault: Yellow LED
- FAI active: Red LED

MECHANICAL

- 2U Rack mount chassis:
3.25" H x 19" W x 10" D
- 16 gauge painted steel

ORDER NUMBER	MODEL NUMBER	DESCRIPTION
03014	RMDC-12416F-UL	12/24 VDC, 16/8 Amp, rack mount power supply, 16 fused outputs
03016	RMDC-12416-UL	12/24 VDC, 16/8 Amp, rack mount power supply, 16 class 2, power limited outputs
03025	RMDC-PS5-MD-16F-UL-FAI	12/24 VDC, 16/8 AMP, rack mount power supply, 16 Fused Outputs, Fire Alarm Interface Capability
03024	RMDC-PS5-MD-16-UL-FAI	12/24 VDC, 16/8 AMP, rack mount power supply, 16 Class 2, Power Limited Outputs, Fire Alarm Interface Capability
03013	RM-UWB	Universal wall mount bracket

*Applies to models RMDC-12416F-UL and RMDC-PS5-M-16F-UL-FAI

** Applies to models RMDC-PS5-M-UL-16F-FAI and RMDC-PS5-M-UL-16-FAI



ALARM SAF

65A Industrial Way, Wilmington, MA 01887-3499, USA, Voice:978-658-6717, Fax:978-658-8638 www.alarmsaf.com



ALARM SAF

Rack Mount DC Power Supplies 12/24 VDC, 8/4 Amp, 8 Outputs



AlarmSaf Rack Mount DC Power Supplies fit standard IT equipment racks. They supply regulated and filtered main, standby or auxiliary power for Access Control, CCTV, Fire and Security systems integration applications. Models are available with fuse protected or power limited outputs and/or fire alarm interface capability if required.

These power supplies meet the latest industry specifications and requirements and are ideal for use in all commercial and government security installations including health care, retail, entertainment, transportation, industrial and educational facilities.

AGENCY LISTINGS

UL/ANSI 2044, 294, 1481, 1076
ULC-S318, S527
CSA C22.2-No. 107.1-01

CODE COMPLIANCE

NFPA 72, 731
CSFM
NY MEA
FCC Part 15, subpart B, class A

FEATURES

- 12 or 24 VDC, user selectable
- 8 individually fused or Class 2, power limited outputs
- Fire Alarm Interface Capability on selected models
- Thermal protection
- Visual fault indication and reporting
- Overcurrent protection
- Battery presence supervision with optional disable
- Earth ground fault detection with optional disable
- Reverse battery protection
- Controlled current battery charging
- Illuminated master power switch with circuit breaker
- Input and output surge suppression
- Externally visible LED indicators per zone
- Standard, 2U EIA 19" rack mount chassis
- Removable face plate
- Removable terminal strips for field wiring
- Automotive blade fuses for improved reliability*
- Spare fuses included*
- Removable 3-wire grounded AC line cord
- Optional hardwire capability
- Limited lifetime warranty

APPLICATIONS

CCTV:

- DC and/or IP Camera Power
- PTZ's / Domes
- Fiber Optic Transceivers
- IR Illuminators
- Video Processing Equipment

Access Control and Security:

- Readers
- System or Auxiliary Equipment Power
- Lock Power
- Fire Alarm Interface for emergency exit

Fire:

- System Power
- Auxiliary Equipment Power
- Elevator Recall
- Smoke Dampers & Detectors
- Door Holders
- Mass Notification Systems
- Fire Alarm Interface for emergency exit

*Applies to models RMDC-1248F-UL and RMDC-PS5-M-8F-UL-FAI

Rack Mount DC Power Supplies: 12/24 VDC, 8/4 A, 8 Output



SPECIFICATIONS

Input Specifications:

- Input voltage: 120 VAC
- Input voltage frequency: 50 or 60 Hz
- Input Current: 1.3 A maximum

Output Specifications:

- Output voltage: 12 or 24 VDC, user selectable
- Output power:
 - 100 Watts total
 - 8 A @ 12 VDC
 - 4 A @ 24 VDC

Power Distribution:

RMDC-1248F-UL

- 8 fused outputs

RMDC-PS5-M-8F-UL-FAI

- 8 fused outputs, individually selectable for FAI or continuous output

RMDC-1248-UL

- 8 Class 2, power limited outputs

RMDC-PS5-M-8-UL-FAI

- 8 Class 2, power limited outputs, individually selectable for FAI or continuous output

Fuse Ratings

- Power distribution outputs: 3 A*
 - Battery: 15 A
 - FAI main output: 10 A
- Full load ripple: 0.015V p-p typical, 0.04V p-p during battery charge
 - Electronically regulated and filtered output

Fire Alarm Interface (FAI) Specifications**

- One main FAI output
- Control Input Voltage: 9 -33 VDC
- Control Input Current: 3.3 mA maximum
- Dry contact input
- Open collector input

Temperature Ratings:

- Operating Temperature : 0° C to 49° C
- Humidity : 95% @ 32° C
- BTU/hr: 85 BTU maximum

Battery Charger Specifications:

- Battery Type: Sealed lead acid rechargeable
- Maximum battery charge capacity 80 Ah in 48 hours
- Maximum battery charge current: 2 A
- Easily connects to AlarmSaf RMBE-1224-4B7 for battery back-up

Fault Detection:

- Loss of AC or brownout
- Power supply output > ±10%
- Over temperature condition
- Low battery voltage
- Earth ground fault (user option)
- Blown battery or AC fuse
- No battery present (user option)

Fault Reporting

- Form 'C' relay contacts
 - AC Fault: Contact rating, 28 VDC @ 1 A
 - Common Fault: Contact rating, 28 VDC @ 1 A

External Visual Indicators:

- AC presence: Illuminated AC switch
- Zone output:s Green LED per zone

Internal Visual Indicators:

- AC presence: Green LED
- AC fault: Yellow LED
- Common fault: Yellow LED
- Earth ground fault: Yellow LED
- FAI active: Red LED

MECHANICAL

- 2U Rack mount chassis:
 - 3.25" H x 19" W x 10" D
- 16 gauge painted steel

ORDER NUMBER	MODEL NUMBER	DESCRIPTION
03015	RMDC-1248F-UL	12/24 VDC, 8/4 Amp, rack mount power supply, 8 fused outputs
03017	RMDC-1248-UL	12/24 VDC, 8/4 Amp, rack mount power supply, 8 class 2 power limited outputs
03022	RMDC-PS5-M-8F-UL-FAI	2/24 VDC, 8/4 AMP, rack mount power supply, 8 fused outputs, Fire Alarm Interface Capability
03021	RMDC-PS5-M-8-UL-FAI	12/24 VDC, 8/4 AMP, rack mount power supply, 8 Class 2 power limited outputs, Fire Alarm Interface Capability
03027	RMBE-1224-4B7	Rack Mount Battery Enclosure with 4 12V7Ah batteries
03013	RM-UWB	Universal wall mount bracket

*Applies to models RMDC-1248F-UL and RMDC-PS5-M-8F-UL-FAI

** Applies to models RMDC-PS5-M-UL-8F-FAI and RMDC-PS5-M-UL-8-FAI



ALARM SAF

65A Industrial Way, Wilmington, MA 01887-3499, USA, Voice:978-658-6717, Fax:978-658-8638 www.alarmsaf.com



ALARM SAF

Rack Mount DC Power Supplies 12/24 VDC, 8/4 Amp, 8 Outputs



AlarmSaf Rack Mount DC Power Supplies fit standard IT equipment racks. They supply regulated and filtered main, standby or auxiliary power for Access Control, CCTV, Fire and Security systems integration applications. Models are available with fuse protected or power limited outputs and/or fire alarm interface capability if required.

These power supplies meet the latest industry specifications and requirements and are ideal for use in all commercial and government security installations including health care, retail, entertainment, transportation, industrial and educational facilities.

AGENCY LISTINGS

UL/ANSI 2044, 294, 1481, 1076
ULC-S318, S527
CSA C22.2-No. 107.1-01

CODE COMPLIANCE

NFPA 72, 731
CSFM
NY MEA
FCC Part 15, subpart B, class A

FEATURES

- 12 or 24 VDC, user selectable
- 8 individually fused or Class 2, power limited outputs
- Fire Alarm Interface Capability on selected models
- Thermal protection
- Visual fault indication and reporting
- Overcurrent protection
- Battery presence supervision with optional disable
- Earth ground fault detection with optional disable
- Reverse battery protection
- Controlled current battery charging
- Illuminated master power switch with circuit breaker
- Input and output surge suppression
- Externally visible LED indicators per zone
- Standard, 2U EIA 19" rack mount chassis
- Removable face plate
- Removable terminal strips for field wiring
- Automotive blade fuses for improved reliability*
- Spare fuses included*
- Removable 3-wire grounded AC line cord
- Optional hardwire capability
- Limited lifetime warranty

APPLICATIONS

CCTV:

- DC and/or IP Camera Power
- PTZ's / Domes
- Fiber Optic Transceivers
- IR Illuminators
- Video Processing Equipment

Access Control and Security:

- Readers
- System or Auxiliary Equipment Power
- Lock Power
- Fire Alarm Interface for emergency exit

Fire:

- System Power
- Auxiliary Equipment Power
- Elevator Recall
- Smoke Dampers & Detectors
- Door Holders
- Mass Notification Systems
- Fire Alarm Interface for emergency exit

*Applies to models RMDC-1248F-UL and RMDC-PS5-M-8F-UL-FAI

Rack Mount DC Power Supplies: 12/24 VDC, 8/4 A, 8 Output



SPECIFICATIONS

Input Specifications:

- Input voltage: 120 VAC
- Input voltage frequency: 50 or 60 Hz
- Input Current: 1.3 A maximum

Output Specifications:

- Output voltage: 12 or 24 VDC, user selectable
- Output power:
 - 100 Watts total
 - 8 A @ 12 VDC
 - 4 A @ 24 VDC

Power Distribution:

RMDC-1248F-UL

- 8 fused outputs

RMDC-PS5-M-8F-UL-FAI

- 8 fused outputs, individually selectable for FAI or continuous output

RMDC-1248-UL

- 8 Class 2, power limited outputs

RMDC-PS5-M-8-UL-FAI

- 8 Class 2, power limited outputs, individually selectable for FAI or continuous output

Fuse Ratings

- Power distribution outputs: 3 A*
 - Battery: 15 A
 - FAI main output: 10 A
- Full load ripple: 0.015V p-p typical, 0.04V p-p during battery charge
 - Electronically regulated and filtered output

Fire Alarm Interface (FAI) Specifications**

- One main FAI output
- Control Input Voltage: 9 -33 VDC
- Control Input Current: 3.3 mA maximum
- Dry contact input
- Open collector input

Temperature Ratings:

- Operating Temperature : 0° C to 49° C
- Humidity : 95% @ 32° C
- BTU/hr: 85 BTU maximum

Battery Charger Specifications:

- Battery Type: Sealed lead acid rechargeable
- Maximum battery charge capacity 80 Ah in 48 hours
- Maximum battery charge current: 2 A
- Easily connects to AlarmSaf RMBE-1224-4B7 for battery back-up

Fault Detection:

- Loss of AC or brownout
- Power supply output > ±10%
- Over temperature condition
- Low battery voltage
- Earth ground fault (user option)
- Blown battery or AC fuse
- No battery present (user option)

Fault Reporting

- Form 'C' relay contacts
 - AC Fault: Contact rating, 28 VDC @ 1 A
 - Common Fault: Contact rating, 28 VDC @ 1 A

External Visual Indicators:

- AC presence: Illuminated AC switch
- Zone output:s Green LED per zone

Internal Visual Indicators:

- AC presence: Green LED
- AC fault: Yellow LED
- Common fault: Yellow LED
- Earth ground fault: Yellow LED
- FAI active: Red LED

MECHANICAL

- 2U Rack mount chassis:
 - 3.25" H x 19" W x 10" D
- 16 gauge painted steel

ORDER NUMBER	MODEL NUMBER	DESCRIPTION
03015	RMDC-1248F-UL	12/24 VDC, 8/4 Amp, rack mount power supply, 8 fused outputs
03017	RMDC-1248-UL	12/24 VDC, 8/4 Amp, rack mount power supply, 8 class 2 power limited outputs
03022	RMDC-PS5-M-8F-UL-FAI	2/24 VDC, 8/4 AMP, rack mount power supply, 8 fused outputs, Fire Alarm Interface Capability
03021	RMDC-PS5-M-8-UL-FAI	12/24 VDC, 8/4 AMP, rack mount power supply, 8 Class 2 power limited outputs, Fire Alarm Interface Capability
03027	RMBE-1224-4B7	Rack Mount Battery Enclosure with 4 12V7Ah batteries
03013	RM-UWB	Universal wall mount bracket

*Applies to models RMDC-1248F-UL and RMDC-PS5-M-8F-UL-FAI

** Applies to models RMDC-PS5-M-UL-8F-FAI and RMDC-PS5-M-UL-8-FAI



ALARM SAF

65A Industrial Way, Wilmington, MA 01887-3499, USA, Voice:978-658-6717, Fax:978-658-8638 www.alarmsaf.com



ALARM SAF

Rack Mount DC Power Supply 12/24 VDC, 8/4 Amp



AlarmSaf Rack Mount DC Power Supplies fit standard IT equipment racks. They supply regulated and filtered main, standby or auxiliary power for Access Control, CCTV, Fire and Security systems integration applications. Models are available with fuse protected or power limited outputs and/or fire alarm interface capability if required.

These power supplies meet the latest industry specifications and requirements and are ideal for use in all commercial and government security installations including health care, retail, entertainment, transportation, industrial and educational facilities.

AGENCY LISTINGS

UL/ANSI 2044, 294, 1481, 1076
ULC-S318, S527
CSA C22.2-No. 107.1-01

CODE COMPLIANCE

NFPA 72, 731
CSFM
NY MEA
FCC Part 15, subpart B, class A

FEATURES

- 12 or 24 VDC, user selectable
- Fire Alarm Interface Capability on selected models
- Thermal protection
- Visual fault indication and reporting
- Overcurrent protection
- Battery presence supervision with optional disable
- Earth ground fault detection with optional disable
- Reverse battery protection
- Controlled current battery charging
- Illuminated master power switch with circuit breaker
- Input and output surge suppression
- Standard, 2U EIA 19" rack mount chassis
- Removable face plate
- Removable terminal strips for field wiring
- Removable 3-wire grounded AC line cord
- Optional hardwire capability
- Limited lifetime warranty

APPLICATIONS

CCTV:

- DC Camera Power
- IP Camera Power
- PTZ's / Domes
- Fiber Optic Transceivers
- IR Illuminators
- Video Processing Equipment

Access Control and Security:

- Readers
- Lock Power
- System Power
- Auxiliary Equipment Power

Rack Mount DC Power Supplies: 12/24 VDC, 8/4 A



SPECIFICATIONS

Input Specifications:

- Input voltage: 120 VAC
- Input voltage frequency: 50 or 60 Hz
- Input Current: 1.3 A maximum

Output Specifications:

- Output voltage: 12 or 24 VDC, user selectable
- Output power:
 - 100 Watts total
 - 8 A @ 12 VDC
 - 4 A @ 24 VDC
- Fuse Ratings
 - Battery: 15 A
 - FAI Main Output: 10 A
- Full load ripple: 0.015V p-p typical, 0.04V p-p during battery charge
- Electronically regulated and filtered output

Fire Alarm Interface (FAI) Specifications*

- One main FAI output
- Control Input Voltage: 9 -33 VDC
- Control Input Current: 3.3 mA maximum
- Dry contact input
- Open collector input

Temperature Ratings:

- Operating Temperature : 0° C to 49° C
- Humidity : 95% @ 32° C
- BTU/hr: 85 BTU maximum

Battery Charger Specifications:

- Battery Type: Sealed lead acid rechargeable
- Maximum battery charge capacity 80 Ah in 48 hours
- Maximum battery charge current: 2 A

Fault Detection:

- Loss of AC or brownout
- Power supply output > ±10%
- Over temperature condition
- Low battery voltage
- Earth ground fault (user option)
- Blown battery or AC fuse
- No battery present (user option)

Fault Reporting

- Form 'C' relay contacts
 - AC Fault: Contact rating, 28 VDC @ 1 A
 - Common Fault: Contact rating, 28 VDC @ 1 A

External Visual Indicators:

- AC presence: Illuminated AC switch

Internal Visual Indicators:

- AC presence: Green LED
- AC fault: Yellow LED
- Common fault: Yellow LED
- Earth ground fault: Yellow LED
- FAI active: Red LED

MECHANICAL

- 2U Rack mount chassis:
 - 3.25" H x 19" W x 10" D
- 16 gauge painted steel

ORDER NUMBER	MODEL NUMBER	DESCRIPTION
03018	RM-PS5-M-UL	12/24 VDC, 8/4 Amp, single rack mount power supply
03020	RMDC-PS5-M-UL-FAI	12/24 VDC, 8/4 AMP, rack mount power supply, Fire Alarm Interface Capability
03013	RM-UWB	Universal wall mount bracket

*Applies to model RMDC-PS5-M-UL-FAI





ALARM SAF

Rack Mount DC Power Supplies 12/24 VDC, 8/4 Amp, 8 Outputs



AlarmSaf Rack Mount DC Power Supplies fit standard IT equipment racks. They supply regulated and filtered main, standby or auxiliary power for Access Control, CCTV, Fire and Security systems integration applications. Models are available with fuse protected or power limited outputs and/or fire alarm interface capability if required.

These power supplies meet the latest industry specifications and requirements and are ideal for use in all commercial and government security installations including health care, retail, entertainment, transportation, industrial and educational facilities.

AGENCY LISTINGS

UL/ANSI 2044, 294, 1481, 1076
ULC-S318, S527
CSA C22.2-No. 107.1-01

CODE COMPLIANCE

NFPA 72, 731
CSFM
NY MEA
FCC Part 15, subpart B, class A

FEATURES

- 12 or 24 VDC, user selectable
- 8 individually fused or Class 2, power limited outputs
- Fire Alarm Interface Capability on selected models
- Thermal protection
- Visual fault indication and reporting
- Overcurrent protection
- Battery presence supervision with optional disable
- Earth ground fault detection with optional disable
- Reverse battery protection
- Controlled current battery charging
- Illuminated master power switch with circuit breaker
- Input and output surge suppression
- Externally visible LED indicators per zone
- Standard, 2U EIA 19" rack mount chassis
- Removable face plate
- Removable terminal strips for field wiring
- Automotive blade fuses for improved reliability*
- Spare fuses included*
- Removable 3-wire grounded AC line cord
- Optional hardwire capability
- Limited lifetime warranty

APPLICATIONS

CCTV:

- DC and/or IP Camera Power
- PTZ's / Domes
- Fiber Optic Transceivers
- IR Illuminators
- Video Processing Equipment

Access Control and Security:

- Readers
- System or Auxiliary Equipment Power
- Lock Power
- Fire Alarm Interface for emergency exit

Fire:

- System Power
- Auxiliary Equipment Power
- Elevator Recall
- Smoke Dampers & Detectors
- Door Holders
- Mass Notification Systems
- Fire Alarm Interface for emergency exit

*Applies to models RMDC-1248F-UL and RMDC-PS5-M-8F-UL-FAI

Rack Mount DC Power Supplies: 12/24 VDC, 8/4 A, 8 Output



SPECIFICATIONS

Input Specifications:

- Input voltage: 120 VAC
- Input voltage frequency: 50 or 60 Hz
- Input Current: 1.3 A maximum

Output Specifications:

- Output voltage: 12 or 24 VDC, user selectable
- Output power:
 - 100 Watts total
 - 8 A @ 12 VDC
 - 4 A @ 24 VDC

Power Distribution:

RMDC-1248F-UL

- 8 fused outputs

RMDC-PS5-M-8F-UL-FAI

- 8 fused outputs, individually selectable for FAI or continuous output

RMDC-1248-UL

- 8 Class 2, power limited outputs

RMDC-PS5-M-8-UL-FAI

- 8 Class 2, power limited outputs, individually selectable for FAI or continuous output

Fuse Ratings

- Power distribution outputs: 3 A*
 - Battery: 15 A
 - FAI main output: 10 A
- Full load ripple: 0.015V p-p typical, 0.04V p-p during battery charge
 - Electronically regulated and filtered output

Fire Alarm Interface (FAI) Specifications**

- One main FAI output
- Control Input Voltage: 9 -33 VDC
- Control Input Current: 3.3 mA maximum
- Dry contact input
- Open collector input

Temperature Ratings:

- Operating Temperature : 0° C to 49° C
- Humidity : 95% @ 32° C
- BTU/hr: 85 BTU maximum

Battery Charger Specifications:

- Battery Type: Sealed lead acid rechargeable
- Maximum battery charge capacity 80 Ah in 48 hours
- Maximum battery charge current: 2 A
- Easily connects to AlarmSaf RMBE-1224-4B7 for battery back-up

Fault Detection:

- Loss of AC or brownout
- Power supply output > ±10%
- Over temperature condition
- Low battery voltage
- Earth ground fault (user option)
- Blown battery or AC fuse
- No battery present (user option)

Fault Reporting

- Form 'C' relay contacts
 - AC Fault: Contact rating, 28 VDC @ 1 A
 - Common Fault: Contact rating, 28 VDC @ 1 A

External Visual Indicators:

- AC presence: Illuminated AC switch
- Zone output:s Green LED per zone

Internal Visual Indicators:

- AC presence: Green LED
- AC fault: Yellow LED
- Common fault: Yellow LED
- Earth ground fault: Yellow LED
- FAI active: Red LED

MECHANICAL

- 2U Rack mount chassis:
 - 3.25" H x 19" W x 10" D
- 16 gauge painted steel

ORDER NUMBER	MODEL NUMBER	DESCRIPTION
03015	RMDC-1248F-UL	12/24 VDC, 8/4 Amp, rack mount power supply, 8 fused outputs
03017	RMDC-1248-UL	12/24 VDC, 8/4 Amp, rack mount power supply, 8 class 2 power limited outputs
03022	RMDC-PS5-M-8F-UL-FAI	2/24 VDC, 8/4 AMP, rack mount power supply, 8 fused outputs, Fire Alarm Interface Capability
03021	RMDC-PS5-M-8-UL-FAI	12/24 VDC, 8/4 AMP, rack mount power supply, 8 Class 2 power limited outputs, Fire Alarm Interface Capability
03027	RMBE-1224-4B7	Rack Mount Battery Enclosure with 4 12V7Ah batteries
03013	RM-UWB	Universal wall mount bracket

*Applies to models RMDC-1248F-UL and RMDC-PS5-M-8F-UL-FAI

** Applies to models RMDC-PS5-M-UL-8F-FAI and RMDC-PS5-M-UL-8-FAI



ALARM SAF

65A Industrial Way, Wilmington, MA 01887-3499, USA, Voice:978-658-6717, Fax:978-658-8638 www.alarmsaf.com



ALARM SAF

Rack Mount DC Power Supplies 12/24 VDC, 8/4 Amp, 8 Outputs



AlarmSaf Rack Mount DC Power Supplies fit standard IT equipment racks. They supply regulated and filtered main, standby or auxiliary power for Access Control, CCTV, Fire and Security systems integration applications. Models are available with fuse protected or power limited outputs and/or fire alarm interface capability if required.

These power supplies meet the latest industry specifications and requirements and are ideal for use in all commercial and government security installations including health care, retail, entertainment, transportation, industrial and educational facilities.

AGENCY LISTINGS

UL/ANSI 2044, 294, 1481, 1076
ULC-S318, S527
CSA C22.2-No. 107.1-01

CODE COMPLIANCE

NFPA 72, 731
CSFM
NY MEA
FCC Part 15, subpart B, class A

FEATURES

- 12 or 24 VDC, user selectable
- 8 individually fused or Class 2, power limited outputs
- Fire Alarm Interface Capability on selected models
- Thermal protection
- Visual fault indication and reporting
- Overcurrent protection
- Battery presence supervision with optional disable
- Earth ground fault detection with optional disable
- Reverse battery protection
- Controlled current battery charging
- Illuminated master power switch with circuit breaker
- Input and output surge suppression
- Externally visible LED indicators per zone
- Standard, 2U EIA 19" rack mount chassis
- Removable face plate
- Removable terminal strips for field wiring
- Automotive blade fuses for improved reliability*
- Spare fuses included*
- Removable 3-wire grounded AC line cord
- Optional hardwire capability
- Limited lifetime warranty

APPLICATIONS

CCTV:

- DC and/or IP Camera Power
- PTZ's / Domes
- Fiber Optic Transceivers
- IR Illuminators
- Video Processing Equipment

Access Control and Security:

- Readers
- System or Auxiliary Equipment Power
- Lock Power
- Fire Alarm Interface for emergency exit

Fire:

- System Power
- Auxiliary Equipment Power
- Elevator Recall
- Smoke Dampers & Detectors
- Door Holders
- Mass Notification Systems
- Fire Alarm Interface for emergency exit

*Applies to models RMDC-1248F-UL and RMDC-PS5-M-8F-UL-FAI

Rack Mount DC Power Supplies: 12/24 VDC, 8/4 A, 8 Output



SPECIFICATIONS

Input Specifications:

- Input voltage: 120 VAC
- Input voltage frequency: 50 or 60 Hz
- Input Current: 1.3 A maximum

Output Specifications:

- Output voltage: 12 or 24 VDC, user selectable
- Output power:
 - 100 Watts total
 - 8 A @ 12 VDC
 - 4 A @ 24 VDC

Power Distribution:

RMDC-1248F-UL

- 8 fused outputs

RMDC-PS5-M-8F-UL-FAI

- 8 fused outputs, individually selectable for FAI or continuous output

RMDC-1248-UL

- 8 Class 2, power limited outputs

RMDC-PS5-M-8-UL-FAI

- 8 Class 2, power limited outputs, individually selectable for FAI or continuous output

Fuse Ratings

- Power distribution outputs: 3 A*
 - Battery: 15 A
 - FAI main output: 10 A
- Full load ripple: 0.015V p-p typical, 0.04V p-p during battery charge
 - Electronically regulated and filtered output

Fire Alarm Interface (FAI) Specifications**

- One main FAI output
- Control Input Voltage: 9 -33 VDC
- Control Input Current: 3.3 mA maximum
- Dry contact input
- Open collector input

Temperature Ratings:

- Operating Temperature : 0° C to 49° C
- Humidity : 95% @ 32° C
- BTU/hr: 85 BTU maximum

Battery Charger Specifications:

- Battery Type: Sealed lead acid rechargeable
- Maximum battery charge capacity 80 Ah in 48 hours
- Maximum battery charge current: 2 A
- Easily connects to AlarmSaf RMBE-1224-4B7 for battery back-up

Fault Detection:

- Loss of AC or brownout
- Power supply output > ±10%
- Over temperature condition
- Low battery voltage
- Earth ground fault (user option)
- Blown battery or AC fuse
- No battery present (user option)

Fault Reporting

- Form 'C' relay contacts
 - AC Fault: Contact rating, 28 VDC @ 1 A
 - Common Fault: Contact rating, 28 VDC @ 1 A

External Visual Indicators:

- AC presence: Illuminated AC switch
- Zone output:s Green LED per zone

Internal Visual Indicators:

- AC presence: Green LED
- AC fault: Yellow LED
- Common fault: Yellow LED
- Earth ground fault: Yellow LED
- FAI active: Red LED

MECHANICAL

- 2U Rack mount chassis:
 - 3.25" H x 19" W x 10" D
- 16 gauge painted steel

ORDER NUMBER	MODEL NUMBER	DESCRIPTION
03015	RMDC-1248F-UL	12/24 VDC, 8/4 Amp, rack mount power supply, 8 fused outputs
03017	RMDC-1248-UL	12/24 VDC, 8/4 Amp, rack mount power supply, 8 class 2 power limited outputs
03022	RMDC-PS5-M-8F-UL-FAI	2/24 VDC, 8/4 AMP, rack mount power supply, 8 fused outputs, Fire Alarm Interface Capability
03021	RMDC-PS5-M-8-UL-FAI	12/24 VDC, 8/4 AMP, rack mount power supply, 8 Class 2 power limited outputs, Fire Alarm Interface Capability
03027	RMBE-1224-4B7	Rack Mount Battery Enclosure with 4 12V7Ah batteries
03013	RM-UWB	Universal wall mount bracket

*Applies to models RMDC-1248F-UL and RMDC-PS5-M-8F-UL-FAI

** Applies to models RMDC-PS5-M-UL-8F-FAI and RMDC-PS5-M-UL-8-FAI



ALARM SAF

65A Industrial Way, Wilmington, MA 01887-3499, USA, Voice:978-658-6717, Fax:978-658-8638 www.alarmsaf.com



ALARM SAF

Rack Mount DC Power Supply 12/24 VDC, 8/4 Amp



AlarmSaf Rack Mount DC Power Supplies fit standard IT equipment racks. They supply regulated and filtered main, standby or auxiliary power for Access Control, CCTV, Fire and Security systems integration applications. Models are available with fuse protected or power limited outputs and/or fire alarm interface capability if required.

These power supplies meet the latest industry specifications and requirements and are ideal for use in all commercial and government security installations including health care, retail, entertainment, transportation, industrial and educational facilities.

AGENCY LISTINGS

UL/ANSI 2044, 294, 1481, 1076
ULC-S318, S527
CSA C22.2-No. 107.1-01

CODE COMPLIANCE

NFPA 72, 731
CSFM
NY MEA
FCC Part 15, subpart B, class A

FEATURES

- 12 or 24 VDC, user selectable
- Fire Alarm Interface Capability on selected models
- Thermal protection
- Visual fault indication and reporting
- Overcurrent protection
- Battery presence supervision with optional disable
- Earth ground fault detection with optional disable
- Reverse battery protection
- Controlled current battery charging
- Illuminated master power switch with circuit breaker
- Input and output surge suppression
- Standard, 2U EIA 19" rack mount chassis
- Removable face plate
- Removable terminal strips for field wiring
- Removable 3-wire grounded AC line cord
- Optional hardwire capability
- Limited lifetime warranty

APPLICATIONS

CCTV:

- DC Camera Power
- IP Camera Power
- PTZ's / Domes
- Fiber Optic Transceivers
- IR Illuminators
- Video Processing Equipment

Access Control and Security:

- Readers
- Lock Power
- System Power
- Auxiliary Equipment Power

Rack Mount DC Power Supplies: 12/24 VDC, 8/4 A



SPECIFICATIONS

Input Specifications:

- Input voltage: 120 VAC
- Input voltage frequency: 50 or 60 Hz
- Input Current: 1.3 A maximum

Output Specifications:

- Output voltage: 12 or 24 VDC, user selectable
- Output power:
 - 100 Watts total
 - 8 A @ 12 VDC
 - 4 A @ 24 VDC
- Fuse Ratings
 - Battery: 15 A
 - FAI Main Output: 10 A
- Full load ripple: 0.015V p-p typical, 0.04V p-p during battery charge
- Electronically regulated and filtered output

Fire Alarm Interface (FAI) Specifications*

- One main FAI output
- Control Input Voltage: 9 -33 VDC
- Control Input Current: 3.3 mA maximum
- Dry contact input
- Open collector input

Temperature Ratings:

- Operating Temperature : 0° C to 49° C
- Humidity : 95% @ 32° C
- BTU/hr: 85 BTU maximum

Battery Charger Specifications:

- Battery Type: Sealed lead acid rechargeable
- Maximum battery charge capacity 80 Ah in 48 hours
- Maximum battery charge current: 2 A

Fault Detection:

- Loss of AC or brownout
- Power supply output > ±10%
- Over temperature condition
- Low battery voltage
- Earth ground fault (user option)
- Blown battery or AC fuse
- No battery present (user option)

Fault Reporting

- Form 'C' relay contacts
 - AC Fault: Contact rating, 28 VDC @ 1 A
 - Common Fault: Contact rating, 28 VDC @ 1 A

External Visual Indicators:

- AC presence: Illuminated AC switch

Internal Visual Indicators:

- AC presence: Green LED
- AC fault: Yellow LED
- Common fault: Yellow LED
- Earth ground fault: Yellow LED
- FAI active: Red LED

MECHANICAL

- 2U Rack mount chassis:
 - 3.25" H x 19" W x 10" D
- 16 gauge painted steel

ORDER NUMBER	MODEL NUMBER	DESCRIPTION
03018	RM-PS5-M-UL	12/24 VDC, 8/4 Amp, single rack mount power supply
03020	RMDC-PS5-M-UL-FAI	12/24 VDC, 8/4 AMP, rack mount power supply, Fire Alarm Interface Capability
03013	RM-UWB	Universal wall mount bracket

*Applies to model RMDC-PS5-M-UL-FAI





ALARM SAF

Rack Mount DC Power Supply Dual 12/24 VDC, 16/8 Amp



AlarmSaf Rack Mount DC Power Supplies fit standard IT equipment racks. They supply regulated and filtered main, standby or auxiliary power for Access Control, CCTV, Fire and Security systems integration applications. Models are available with fuse protected or power limited outputs and/or fire alarm interface capability if required.

These power supplies meet the latest industry specifications and requirements and are ideal for use in all commercial and government security installations including health care, retail, entertainment, transportation, industrial and educational facilities.

AGENCY LISTINGS

UL/ANSI 2044, 294, 1481, 1076
ULC-S318, S527
CSA C22.2-No. 107.1-01

CODE COMPLIANCE

NFPA 72, 731
CSFM
NY MEA
FCC Part 15, subpart B, class A

FEATURES

- Dual Power supply in a single Rack Mount enclosure
- 12 or 24 VDC, user selectable
- Fire Alarm Interface Capability on selected models
- Thermal protection
- Visual fault indication and reporting
- Overcurrent protection
- Battery presence supervision with optional disable
- Earth ground fault detection with optional disable
- Reverse battery protection
- Controlled current battery charging
- Illuminated master power switch with circuit breaker
- Input and output surge suppression
- Standard, 2U EIA 19" rack mount chassis
- Removable face plate
- Removable terminal strips for field wiring
- Removable 3-wire grounded AC line cord
- Optional hardwire capability
- Limited lifetime warranty

APPLICATIONS

CCTV:

- DC Camera Power
- IP Camera Power
- PTZ's / Domes
- Fiber Optic Transceivers
- IR Illuminators
- Video Processing Equipment

Access Control and Security:

- Readers
- Lock Power
- System Power
- Auxiliary Equipment Power



SPECIFICATIONS

Input Specifications:

- Input voltage: 120 VAC
- Input voltage frequency: 50 or 60 Hz
- Input Current: 2.5 A maximum

Output Specifications:

- Output voltage: 12 or 24 VDC, user selectable
- Output power:
 - 200 Watts total
 - Single Voltage Mode: 16A @ 12 VDC or 8A @ 24 VDC
 - Dual Voltage Mode: 8A @ 12 VDC and 4A @ 24 VDC
- Fuse Ratings
 - Battery: 15 A
 - FAI Main Output: 10 A
- Full load ripple: 0.015V p-p typical, 0.04V p-p during battery charge
- Electronically regulated and filtered output

Fire Alarm Interface (FAI) Specifications*

- One main FAI output
- Control Input Voltage: 9 -33 VDC
- Control Input Current: 3.3 mA maximum
- Dry contact input
- Open collector input

Temperature Ratings:

- Operating Temperature : 0° C to 49° C
- Humidity : 95% @ 32° C
- BTU/hr: 160 BTU maximum

Battery Charger Specifications:

- 2 independent charger outputs
- Battery Type: Sealed lead acid rechargeable
- Maximum battery charge capacity 80 Ah per charger
- Maximum battery charge current: 2 A

Fault Detection:

- Loss of AC or brownout
- Power supply output > ±10%
- Over temperature condition
- Low battery voltage
- Earth ground fault (user option)
- Blown battery or AC fuse
- No battery present (user option)

Fault Reporting

- Form 'C' relay contacts
 - AC Fault: Contact rating, 28 VDC @ 1 A
 - Common Fault: Contact rating, 28 VDC @ 1 A

External Visual Indicators:

- AC presence: Illuminated AC switch

Internal Visual Indicators:

- AC presence: Green LED
- AC fault: Yellow LED
- Common fault: Yellow LED
- Earth ground fault: Yellow LED
- FAI active: Red LED

MECHANICAL

- 2U Rack mount chassis:
 - 3.25" H x 19" W x 10" D
- 16 gauge painted steel

ORDER NUMBER	MODEL NUMBER	DESCRIPTION
03019	RM-PS5-MD-UL	12/24 VDC, 16/8 Amp, dual rack mount power supply
03023	RMDC-PS5-MD-UL-FAI	12/24 VDC, 16/8 AMP, rack mount power supply, Fire Alarm Interface Capability
03013	RM-UWB	Universal wall mount bracket

*Applies to model RMDC-PS5-MD-UL-FAI





ALARM SAF

Rack Mount DC Power Supplies Dual 12/24 VDC, 16/8 Amp, 16 Outputs



AlarmSaf Rack Mount DC Power Supplies fit standard IT equipment racks. They supply regulated and filtered main, standby or auxiliary power for Access Control, CCTV, Fire and Security systems integration applications. Models are available with fuse protected or power limited outputs and/or fire alarm interface capability if required.

These power supplies meet the latest industry specifications and requirements and are ideal for use in all commercial and government security installations including health care, retail, entertainment, transportation, industrial and educational facilities.

AGENCY LISTINGS

UL/ANSI 2044, 294, 1481, 1076

ULC-S318, S527

CSA C22.2-No. 107.1-01

CODE COMPLIANCE

NFPA 72, 731

CSFM

NY MEA

FCC Part 15, subpart B, class A

FEATURES

- Dual power supply in single rack mount enclosure
- 12 or 24 VDC, user selectable
- 16 individually fused or Class 2, Power Limited outputs
- Fire Alarm Interface Capability on selected models
- Thermal protection
- Visual fault indication and reporting
- Overcurrent protection
- Battery presence supervision with optional disable
- Earth ground fault detection with optional disable
- Reverse battery protection
- Controlled current battery charging
- Illuminated master power switch with circuit breaker
- Input and output surge suppression
- Externally visible LED indicators per zone
- Standard, 2U EIA 19" rack mount chassis
- Removable face plate
- Removable terminal strips for field wiring
- Automotive blade fuses for improved reliability*
- Spare fuses included*
- Removable 3-wire grounded AC line cord
- Optional hardwire capability
- Limited lifetime warranty

APPLICATIONS

CCTV:

- DC Camera Power
- IP Camera Power
- PTZ's / Domes
- Fiber Optic Transceivers
- IR Illuminators
- Video Processing Equipment

Access Control and Security:

- Readers
- Lock Power
- System Power
- Auxiliary Equipment Power

*Applies to model RMDC-12416F and RMDC-PS5-MD-16F-UL-FAI

Rack Mount DC Power Supplies: Dual 12/24 VDC, 16/8 A, 16 Outputs



SPECIFICATIONS

Input Specifications:

- Input voltage: 120 VAC
- Input voltage frequency: 50 or 60 Hz
- Input Current: 2.5 A maximum

Output Specifications:

- Voltage: 12 or 24 VDC, user selectable
- Output power:
 - 200 Watts total
 - Single Voltage Mode: 16A @ 12 VDC or 8A @ 24 VDC
 - Dual Voltage Mode: 8A @ 12 VDC and 4A @ 24 VDC

Power Distribution

RMDC-12416F-UL

- 16 fused power distribution outputs
- Individually selectable for 12 or 24 VDC

RMDC-PS5-MD-16F-UL-FAI

- 16 Fused Outputs, individually selectable for FAI or continuous output

RMDC-12416-UL

- 16 Class 2, Power Limited power distribution outputs, PTC protected @ 1.6 A per output
- Individually selectable for 12 or 24 VDC

RMDC-PS5-MD-16-UL-FAI

- 16 Class 2, Power Limited Outputs, PTC protected @ 1.6 A per output and individually selectable for FAI or continuous output

Fuse Ratings

- Battery: 15 A
- Power Distribution outputs 3A*
- FAI main output: 10 A

Full load ripple: 0.015V p-p typical, 0.04V p-p during battery charge

Electronically regulated and filtered output

Fire Alarm Interface (FAI) Specifications**

- One main FAI output
- Control Input Voltage: 9 -33 VDC
- Control Input Current: 3.3 mA maximum
- Dry contact input
- Open collector input

Temperature Ratings:

- Operating Temperature : 0° C to 49° C
- Humidity : 95% @ 32° C
- BTU/hr: 160 BTU maximum

Battery Charger Specifications:

- 2 independent charger outputs
- Battery Type: Sealed lead acid rechargeable
- Maximum battery charge capacity 80 Ah per charger in 48 hours
- Maximum battery charge current: 2 A

Fault Detection:

- Loss of AC or brownout
- Power supply output > ±10%
- Over temperature condition
- Low battery voltage
- Earth ground fault (user option)
- Blown battery or AC fuse
- No battery present (user option)

Fault Reporting

- Form 'C' relay contacts
 - AC Fault: Contact rating, 28 VDC @ 1 A
 - Common Fault: Contact rating, 28 VDC @ 1 A

External Visual Indicators:

- AC presence: Illuminated AC switch
- Zone output: Green LED per zone

Internal Visual Indicators:

- AC presence: Green LED
- AC fault: Yellow LED
- Common fault: Yellow LED
- Earth ground fault: Yellow LED
- FAI active: Red LED

MECHANICAL

- 2U Rack mount chassis:
3.25" H x 19" W x 10" D
- 16 gauge painted steel

ORDER NUMBER	MODEL NUMBER	DESCRIPTION
03014	RMDC-12416F-UL	12/24 VDC, 16/8 Amp, rack mount power supply, 16 fused outputs
03016	RMDC-12416-UL	12/24 VDC, 16/8 Amp, rack mount power supply, 16 class 2, power limited outputs
03025	RMDC-PS5-MD-16F-UL-FAI	12/24 VDC, 16/8 AMP, rack mount power supply, 16 Fused Outputs, Fire Alarm Interface Capability
03024	RMDC-PS5-MD-16-UL-FAI	12/24 VDC, 16/8 AMP, rack mount power supply, 16 Class 2, Power Limited Outputs, Fire Alarm Interface Capability
03013	RM-UWB	Universal wall mount bracket

*Applies to models RMDC-12416F-UL and RMDC-PS5-M-16F-UL-FAI

** Applies to models RMDC-PS5-M-UL-16F-FAI and RMDC-PS5-M-UL-16-FAI





ALARM SAF

Rack Mount DC Power Supplies Dual 12/24 VDC, 16/8 Amp, 16 Outputs



AlarmSaf Rack Mount DC Power Supplies fit standard IT equipment racks. They supply regulated and filtered main, standby or auxiliary power for Access Control, CCTV, Fire and Security systems integration applications. Models are available with fuse protected or power limited outputs and/or fire alarm interface capability if required.

These power supplies meet the latest industry specifications and requirements and are ideal for use in all commercial and government security installations including health care, retail, entertainment, transportation, industrial and educational facilities.

AGENCY LISTINGS

UL/ANSI 2044, 294, 1481, 1076

ULC-S318, S527

CSA C22.2-No. 107.1-01

CODE COMPLIANCE

NFPA 72, 731

CSFM

NY MEA

FCC Part 15, subpart B, class A

FEATURES

- Dual power supply in single rack mount enclosure
- 12 or 24 VDC, user selectable
- 16 individually fused or Class 2, Power Limited outputs
- Fire Alarm Interface Capability on selected models
- Thermal protection
- Visual fault indication and reporting
- Overcurrent protection
- Battery presence supervision with optional disable
- Earth ground fault detection with optional disable
- Reverse battery protection
- Controlled current battery charging
- Illuminated master power switch with circuit breaker
- Input and output surge suppression
- Externally visible LED indicators per zone
- Standard, 2U EIA 19" rack mount chassis
- Removable face plate
- Removable terminal strips for field wiring
- Automotive blade fuses for improved reliability*
- Spare fuses included*
- Removable 3-wire grounded AC line cord
- Optional hardwire capability
- Limited lifetime warranty

APPLICATIONS

CCTV:

- DC Camera Power
- IP Camera Power
- PTZ's / Domes
- Fiber Optic Transceivers
- IR Illuminators
- Video Processing Equipment

Access Control and Security:

- Readers
- Lock Power
- System Power
- Auxiliary Equipment Power

*Applies to model RMDC-12416F and RMDC-PS5-MD-16F-UL-FAI

Rack Mount DC Power Supplies: Dual 12/24 VDC, 16/8 A, 16 Outputs



SPECIFICATIONS

Input Specifications:

- Input voltage: 120 VAC
- Input voltage frequency: 50 or 60 Hz
- Input Current: 2.5 A maximum

Output Specifications:

- Voltage: 12 or 24 VDC, user selectable
- Output power:
 - 200 Watts total
 - Single Voltage Mode: 16A @ 12 VDC or 8A @ 24 VDC
 - Dual Voltage Mode: 8A @ 12 VDC and 4A @ 24 VDC

Power Distribution

RMDC-12416F-UL

- 16 fused power distribution outputs
- Individually selectable for 12 or 24 VDC

RMDC-PS5-MD-16F-UL-FAI

- 16 Fused Outputs, individually selectable for FAI or continuous output

RMDC-12416-UL

- 16 Class 2, Power Limited power distribution outputs, PTC protected @ 1.6 A per output
- Individually selectable for 12 or 24 VDC

RMDC-PS5-MD-16-UL-FAI

- 16 Class 2, Power Limited Outputs, PTC protected @ 1.6 A per output and individually selectable for FAI or continuous output

- Fuse Ratings
 - Battery: 15 A
 - Power Distribution outputs 3A*
 - FAI main output: 10 A
- Full load ripple: 0.015V p-p typical, 0.04V p-p during battery charge
- Electronically regulated and filtered output

Fire Alarm Interface (FAI) Specifications**

- One main FAI output
- Control Input Voltage: 9 -33 VDC
- Control Input Current: 3.3 mA maximum
- Dry contact input
- Open collector input

Temperature Ratings:

- Operating Temperature : 0° C to 49° C
- Humidity : 95% @ 32° C
- BTU/hr: 160 BTU maximum

Battery Charger Specifications:

- 2 independent charger outputs
- Battery Type: Sealed lead acid rechargeable
- Maximum battery charge capacity 80 Ah per charger in 48 hours
- Maximum battery charge current: 2 A

Fault Detection:

- Loss of AC or brownout
- Power supply output > ±10%
- Over temperature condition
- Low battery voltage
- Earth ground fault (user option)
- Blown battery or AC fuse
- No battery present (user option)

Fault Reporting

- Form 'C' relay contacts
 - AC Fault: Contact rating, 28 VDC @ 1 A
 - Common Fault: Contact rating, 28 VDC @ 1 A

External Visual Indicators:

- AC presence: Illuminated AC switch
- Zone output: Green LED per zone

Internal Visual Indicators:

- AC presence: Green LED
- AC fault: Yellow LED
- Common fault: Yellow LED
- Earth ground fault: Yellow LED
- FAI active: Red LED

MECHANICAL

- 2U Rack mount chassis:
3.25" H x 19" W x 10" D
- 16 gauge painted steel

ORDER NUMBER	MODEL NUMBER	DESCRIPTION
03014	RMDC-12416F-UL	12/24 VDC, 16/8 Amp, rack mount power supply, 16 fused outputs
03016	RMDC-12416-UL	12/24 VDC, 16/8 Amp, rack mount power supply, 16 class 2, power limited outputs
03025	RMDC-PS5-MD-16F-UL-FAI	12/24 VDC, 16/8 AMP, rack mount power supply, 16 Fused Outputs, Fire Alarm Interface Capability
03024	RMDC-PS5-MD-16-UL-FAI	12/24 VDC, 16/8 AMP, rack mount power supply, 16 Class 2, Power Limited Outputs, Fire Alarm Interface Capability
03013	RM-UWB	Universal wall mount bracket

*Applies to models RMDC-12416F-UL and RMDC-PS5-M-16F-UL-FAI

** Applies to models RMDC-PS5-M-UL-16F-FAI and RMDC-PS5-M-UL-16-FAI



ALARM SAF

65A Industrial Way, Wilmington, MA 01887-3499, USA, Voice:978-658-6717, Fax:978-658-8638 www.alarmsaf.com



ALARM SAF

Rack Mount DC Power Supply Dual 12/24 VDC, 16/8 Amp



AlarmSaf Rack Mount DC Power Supplies fit standard IT equipment racks. They supply regulated and filtered main, standby or auxiliary power for Access Control, CCTV, Fire and Security systems integration applications. Models are available with fuse protected or power limited outputs and/or fire alarm interface capability if required.

These power supplies meet the latest industry specifications and requirements and are ideal for use in all commercial and government security installations including health care, retail, entertainment, transportation, industrial and educational facilities.

AGENCY LISTINGS

UL/ANSI 2044, 294, 1481, 1076
ULC-S318, S527
CSA C22.2-No. 107.1-01

CODE COMPLIANCE

NFPA 72, 731
CSFM
NY MEA
FCC Part 15, subpart B, class A

FEATURES

- Dual Power supply in a single Rack Mount enclosure
- 12 or 24 VDC, user selectable
- Fire Alarm Interface Capability on selected models
- Thermal protection
- Visual fault indication and reporting
- Overcurrent protection
- Battery presence supervision with optional disable
- Earth ground fault detection with optional disable
- Reverse battery protection
- Controlled current battery charging
- Illuminated master power switch with circuit breaker
- Input and output surge suppression
- Standard, 2U EIA 19" rack mount chassis
- Removable face plate
- Removable terminal strips for field wiring
- Removable 3-wire grounded AC line cord
- Optional hardwire capability
- Limited lifetime warranty

APPLICATIONS

CCTV:

- DC Camera Power
- IP Camera Power
- PTZ's / Domes
- Fiber Optic Transceivers
- IR Illuminators
- Video Processing Equipment

Access Control and Security:

- Readers
- Lock Power
- System Power
- Auxiliary Equipment Power



SPECIFICATIONS

Input Specifications:

- Input voltage: 120 VAC
- Input voltage frequency: 50 or 60 Hz
- Input Current: 2.5 A maximum

Output Specifications:

- Output voltage: 12 or 24 VDC, user selectable
- Output power:
 - 200 Watts total
 - Single Voltage Mode: 16A @ 12 VDC or 8A @ 24 VDC
 - Dual Voltage Mode: 8A @ 12 VDC and 4A @ 24 VDC
- Fuse Ratings
 - Battery: 15 A
 - FAI Main Output: 10 A
- Full load ripple: 0.015V p-p typical, 0.04V p-p during battery charge
- Electronically regulated and filtered output

Fire Alarm Interface (FAI) Specifications*

- One main FAI output
- Control Input Voltage: 9 -33 VDC
- Control Input Current: 3.3 mA maximum
- Dry contact input
- Open collector input

Temperature Ratings:

- Operating Temperature : 0° C to 49° C
- Humidity : 95% @ 32° C
- BTU/hr: 160 BTU maximum

Battery Charger Specifications:

- 2 independent charger outputs
- Battery Type: Sealed lead acid rechargeable
- Maximum battery charge capacity 80 Ah per charger
- Maximum battery charge current: 2 A

Fault Detection:

- Loss of AC or brownout
- Power supply output > ±10%
- Over temperature condition
- Low battery voltage
- Earth ground fault (user option)
- Blown battery or AC fuse
- No battery present (user option)

Fault Reporting

- Form 'C' relay contacts
 - AC Fault: Contact rating, 28 VDC @ 1 A
 - Common Fault: Contact rating, 28 VDC @ 1 A

External Visual Indicators:

- AC presence: Illuminated AC switch

Internal Visual Indicators:

- AC presence: Green LED
- AC fault: Yellow LED
- Common fault: Yellow LED
- Earth ground fault: Yellow LED
- FAI active: Red LED

MECHANICAL

- 2U Rack mount chassis:
 - 3.25" H x 19" W x 10" D
- 16 gauge painted steel

ORDER NUMBER	MODEL NUMBER	DESCRIPTION
03019	RM-PS5-MD-UL	12/24 VDC, 16/8 Amp, dual rack mount power supply
03023	RMDC-PS5-MD-UL-FAI	12/24 VDC, 16/8 AMP, rack mount power supply, Fire Alarm Interface Capability
03013	RM-UWB	Universal wall mount bracket

*Applies to model RMDC-PS5-MD-UL-FAI






ALARM SAF

BEACON Accessory Modules

SPS4 Secondary Power Source Module



The Beacon secondary power source module is designed for use with AlarmSaf's Beacon Power Supply Line to provide two separate outputs from a single 120 VAC input for dual voltage systems integration applications. When used with an AlarmSaf Beacon power supply, the SPS4 module will generate a secondary voltage output (5 to 18 VDC), provide up to 4 Amps of continuous current and allow for a single battery set to back up two voltage outputs. The SPS4 can also be used with any AlarmSaf Beacon power distribution accessory module, including our PD8, PD8F, MB8, MB8F, CMB8 and CMB8F modules. The SPS4 module has been tested and listed to the following industry standards: UL/ANSI 294, UL/ANSI 1481, UL/ANSI 1076, UL/ANSI 2044, ULC S527, ULC S318, CAN/CSA-C22.2 No.107.1-01, NYMEA, CSFM



The SPS4 can not be used as a stand alone power source.

MODULE FEATURES

- User selectable for 5 VDC or 12 VDC
- User adjustable from 5 to 18 VDC
- two fused outputs
- Compatible for use with AlarmSaf Beacon Power Supplies and accessory modules
- Surge Protection
- Class 2, Power Limited
- Short circuit protection
- Over current protection
- Over temperature protection
- Minimal output ripple for maximum range and reliability on readers
- Fault detection and reporting
- Visual fault and status indication
- Plug-in connectors for safe and easy connection to Beacon power supply and accessory modules

- Removable terminal strips
- Compact size, mounts directly to Beacon power supply
- Limited lifetime warranty
- Agency listed

MODULE SPECIFICATIONS

Input specifications

- Input voltage:
 - 24 VDC for 5 VDC , 12 VDC or 5 to 18 VDC output
 - 12 VDC for 5 VDC output
- Input current:
 - 2 A maximum for 12 VDC, 4 A output
- Input Voltage Frequency: 60 Hz

Output specifications

- Output voltage:
 - 5 VDC or 12 VDC, user selectable
 - 5 to 18 VDC, user adjustable

- Output current rating: 4 A maximum
- Ripple: < 0.5 % @ 12 V output
- Electronically regulated and filtered output

Output configurations

- 2 power limited outputs

Temperature ratings

- Ambient temperature range: 0°C to 49°C
- Ambient humidity : 93% @ 32°C, indoor, dry

Fault detection via Beacon fault relay

- HI/LO output

Visual indicators

- Input voltage: Green LED
- Output voltage: Green LED
- Fault detection: Yellow LED

Mechanical specifications

- 4.8" L x 2.35" W x 1.1" H

ORDER NUMBER	MODEL NUMBER	DESCRIPTION
10066	SPS4	Beacon secondary power source module




BEACONPOWER
INTEGRATING FIRE AND ACCESS



Class 1, open frame and Class 2, plug in transformers in variable voltage ranges for use with AlarmSaf power supplies or for powering other low voltage devices.

SPECIFICATIONS

Order #	Model Number	PRIMARY		SECONDARY		VA
		Voltage	Current	Voltage	Current	
CLASS 2 PLUG IN TRANSFORMERS						
00602	T-16V50	120	0.50	16.5	3.00	50
00603	T-24V40	120	0.50	24.0	1.60	40
00633	T-12V20P	120	0.20	12.0	1.60	20
CLASS 1 OPEN FRAME TRANSFORMERS, 120 VAC						
00606	T-12V5A	120	1.25	16.0	9.00	144
00607	T-24V5A	120	2.50	29.0	7.50	218
00618	T-24V4A	120	1.00	24.0	4.00	96
00629	T-24V4W	120	1.00	24.0	4.00	96
00631	T-29V120A	120	1.00	29.0	4.20	120
00632	T-29V196A	120	1.60	29.0	6.50	190
00634	TC-28V360	120	3.00	28.0	12.80	360
00635	T-29V500	120	3.80	29.0	17.20	500



Class 1, open frame and Class 2, plug in transformers in variable voltage ranges for use with AlarmSaf power supplies or for powering other low voltage devices.

SPECIFICATIONS

Order #	Model Number	PRIMARY		SECONDARY		VA
		Voltage	Current	Voltage	Current	
CLASS 2 PLUG IN TRANSFORMERS						
00602	T-16V50	120	0.50	16.5	3.00	50
00603	T-24V40	120	0.50	24.0	1.60	40
00633	T-12V20P	120	0.20	12.0	1.60	20
CLASS 1 OPEN FRAME TRANSFORMERS, 120 VAC						
00606	T-12V5A	120	1.25	16.0	9.00	144
00607	T-24V5A	120	2.50	29.0	7.50	218
00618	T-24V4A	120	1.00	24.0	4.00	96
00629	T-24V4W	120	1.00	24.0	4.00	96
00631	T-29V120A	120	1.00	29.0	4.20	120
00632	T-29V196A	120	1.60	29.0	6.50	190
00634	TC-28V360	120	3.00	28.0	12.80	360
00635	T-29V500	120	3.80	29.0	17.20	500



Class 1, open frame and Class 2, plug in transformers in variable voltage ranges for use with AlarmSaf power supplies or for powering other low voltage devices.

SPECIFICATIONS


Order #	Model Number	PRIMARY		SECONDARY		VA
		Voltage	Current	Voltage	Current	
CLASS 2 PLUG IN TRANSFORMERS						
00602	T-16V50	120	0.50	16.5	3.00	50
00603	T-24V40	120	0.50	24.0	1.60	40
00633	T-12V20P	120	0.20	12.0	1.60	20
CLASS 1 OPEN FRAME TRANSFORMERS, 120 VAC						
00606	T-12V5A	120	1.25	16.0	9.00	144
00607	T-24V5A	120	2.50	29.0	7.50	218
00618	T-24V4A	120	1.00	24.0	4.00	96
00629	T-24V4W	120	1.00	24.0	4.00	96
00631	T-29V120A	120	1.00	29.0	4.20	120
00632	T-29V196A	120	1.60	29.0	6.50	190
00634	TC-28V360	120	3.00	28.0	12.80	360
00635	T-29V500	120	3.80	29.0	17.20	500



Class 1, open frame and Class 2, plug in transformers in variable voltage ranges for use with AlarmSaf power supplies or for powering other low voltage devices.

SPECIFICATIONS

Order #	Model Number	PRIMARY		SECONDARY		VA
		Voltage	Current	Voltage	Current	
CLASS 2 PLUG IN TRANSFORMERS						
00602	T-16V50	120	0.50	16.5	3.00	50
00603	T-24V40	120	0.50	24.0	1.60	40
00633	T-12V20P	120	0.20	12.0	1.60	20
CLASS 1 OPEN FRAME TRANSFORMERS, 120 VAC						
00606	T-12V5A	120	1.25	16.0	9.00	144
00607	T-24V5A	120	2.50	29.0	7.50	218
00618	T-24V4A	120	1.00	24.0	4.00	96
00629	T-24V4W	120	1.00	24.0	4.00	96
00631	T-29V120A	120	1.00	29.0	4.20	120
00632	T-29V196A	120	1.60	29.0	6.50	190
00634	TC-28V360	120	3.00	28.0	12.80	360
00635	T-29V500	120	3.80	29.0	17.20	500



Class 1, open frame and Class 2, plug in transformers in variable voltage ranges for use with AlarmSaf power supplies or for powering other low voltage devices.

SPECIFICATIONS


Order #	Model Number	PRIMARY		SECONDARY		VA
		Voltage	Current	Voltage	Current	
CLASS 2 PLUG IN TRANSFORMERS						
00602	T-16V50	120	0.50	16.5	3.00	50
00603	T-24V40	120	0.50	24.0	1.60	40
00633	T-12V20P	120	0.20	12.0	1.60	20
CLASS 1 OPEN FRAME TRANSFORMERS, 120 VAC						
00606	T-12V5A	120	1.25	16.0	9.00	144
00607	T-24V5A	120	2.50	29.0	7.50	218
00618	T-24V4A	120	1.00	24.0	4.00	96
00629	T-24V4W	120	1.00	24.0	4.00	96
00631	T-29V120A	120	1.00	29.0	4.20	120
00632	T-29V196A	120	1.60	29.0	6.50	190
00634	TC-28V360	120	3.00	28.0	12.80	360
00635	T-29V500	120	3.80	29.0	17.20	500



Class 1, open frame and Class 2, plug in transformers in variable voltage ranges for use with AlarmSaf power supplies or for powering other low voltage devices.

SPECIFICATIONS


Order #	Model Number	PRIMARY		SECONDARY		VA
		Voltage	Current	Voltage	Current	
CLASS 2 PLUG IN TRANSFORMERS						
00602	T-16V50	120	0.50	16.5	3.00	50
00603	T-24V40	120	0.50	24.0	1.60	40
00633	T-12V20P	120	0.20	12.0	1.60	20
CLASS 1 OPEN FRAME TRANSFORMERS, 120 VAC						
00606	T-12V5A	120	1.25	16.0	9.00	144
00607	T-24V5A	120	2.50	29.0	7.50	218
00618	T-24V4A	120	1.00	24.0	4.00	96
00629	T-24V4W	120	1.00	24.0	4.00	96
00631	T-29V120A	120	1.00	29.0	4.20	120
00632	T-29V196A	120	1.60	29.0	6.50	190
00634	TC-28V360	120	3.00	28.0	12.80	360
00635	T-29V500	120	3.80	29.0	17.20	500



Class 1, open frame and Class 2, plug in transformers in variable voltage ranges for use with AlarmSaf power supplies or for powering other low voltage devices.

SPECIFICATIONS

Order #	Model Number	PRIMARY		SECONDARY		VA
		Voltage	Current	Voltage	Current	
CLASS 2 PLUG IN TRANSFORMERS						
00602	T-16V50	120	0.50	16.5	3.00	50
00603	T-24V40	120	0.50	24.0	1.60	40
00633	T-12V20P	120	0.20	12.0	1.60	20
CLASS 1 OPEN FRAME TRANSFORMERS, 120 VAC						
00606	T-12V5A	120	1.25	16.0	9.00	144
00607	T-24V5A	120	2.50	29.0	7.50	218
00618	T-24V4A	120	1.00	24.0	4.00	96
00629	T-24V4W	120	1.00	24.0	4.00	96
00631	T-29V120A	120	1.00	29.0	4.20	120
00632	T-29V196A	120	1.60	29.0	6.50	190
00634	TC-28V360	120	3.00	28.0	12.80	360
00635	T-29V500	120	3.80	29.0	17.20	500



Class 1, open frame and Class 2, plug in transformers in variable voltage ranges for use with AlarmSaf power supplies or for powering other low voltage devices.

SPECIFICATIONS


Order #	Model Number	PRIMARY		SECONDARY		VA
		Voltage	Current	Voltage	Current	
CLASS 2 PLUG IN TRANSFORMERS						
00602	T-16V50	120	0.50	16.5	3.00	50
00603	T-24V40	120	0.50	24.0	1.60	40
00633	T-12V20P	120	0.20	12.0	1.60	20
CLASS 1 OPEN FRAME TRANSFORMERS, 120 VAC						
00606	T-12V5A	120	1.25	16.0	9.00	144
00607	T-24V5A	120	2.50	29.0	7.50	218
00618	T-24V4A	120	1.00	24.0	4.00	96
00629	T-24V4W	120	1.00	24.0	4.00	96
00631	T-29V120A	120	1.00	29.0	4.20	120
00632	T-29V196A	120	1.60	29.0	6.50	190
00634	TC-28V360	120	3.00	28.0	12.80	360
00635	T-29V500	120	3.80	29.0	17.20	500



Class 1, open frame and Class 2, plug in transformers in variable voltage ranges for use with AlarmSaf power supplies or for powering other low voltage devices.

SPECIFICATIONS

Order #	Model Number	PRIMARY		SECONDARY		VA
		Voltage	Current	Voltage	Current	
CLASS 2 PLUG IN TRANSFORMERS						
00602	T-16V50	120	0.50	16.5	3.00	50
00603	T-24V40	120	0.50	24.0	1.60	40
00633	T-12V20P	120	0.20	12.0	1.60	20
CLASS 1 OPEN FRAME TRANSFORMERS, 120 VAC						
00606	T-12V5A	120	1.25	16.0	9.00	144
00607	T-24V5A	120	2.50	29.0	7.50	218
00618	T-24V4A	120	1.00	24.0	4.00	96
00629	T-24V4W	120	1.00	24.0	4.00	96
00631	T-29V120A	120	1.00	29.0	4.20	120
00632	T-29V196A	120	1.60	29.0	6.50	190
00634	TC-28V360	120	3.00	28.0	12.80	360
00635	T-29V500	120	3.80	29.0	17.20	500



Class 1, open frame and Class 2, plug in transformers in variable voltage ranges for use with AlarmSaf power supplies or for powering other low voltage devices.

SPECIFICATIONS

Order #	Model Number	PRIMARY		SECONDARY		VA
		Voltage	Current	Voltage	Current	
CLASS 2 PLUG IN TRANSFORMERS						
00602	T-16V50	120	0.50	16.5	3.00	50
00603	T-24V40	120	0.50	24.0	1.60	40
00633	T-12V20P	120	0.20	12.0	1.60	20
CLASS 1 OPEN FRAME TRANSFORMERS, 120 VAC						
00606	T-12V5A	120	1.25	16.0	9.00	144
00607	T-24V5A	120	2.50	29.0	7.50	218
00618	T-24V4A	120	1.00	24.0	4.00	96
00629	T-24V4W	120	1.00	24.0	4.00	96
00631	T-29V120A	120	1.00	29.0	4.20	120
00632	T-29V196A	120	1.60	29.0	6.50	190
00634	TC-28V360	120	3.00	28.0	12.80	360
00635	T-29V500	120	3.80	29.0	17.20	500



Class 1, open frame and Class 2, plug in transformers in variable voltage ranges for use with AlarmSaf power supplies or for powering other low voltage devices.

SPECIFICATIONS

Order #	Model Number	PRIMARY		SECONDARY		VA
		Voltage	Current	Voltage	Current	
CLASS 2 PLUG IN TRANSFORMERS						
00602	T-16V50	120	0.50	16.5	3.00	50
00603	T-24V40	120	0.50	24.0	1.60	40
00633	T-12V20P	120	0.20	12.0	1.60	20
CLASS 1 OPEN FRAME TRANSFORMERS, 120 VAC						
00606	T-12V5A	120	1.25	16.0	9.00	144
00607	T-24V5A	120	2.50	29.0	7.50	218
00618	T-24V4A	120	1.00	24.0	4.00	96
00629	T-24V4W	120	1.00	24.0	4.00	96
00631	T-29V120A	120	1.00	29.0	4.20	120
00632	T-29V196A	120	1.60	29.0	6.50	190
00634	TC-28V360	120	3.00	28.0	12.80	360
00635	T-29V500	120	3.80	29.0	17.20	500



ALARM SAF

AC POWER SUPPLY LINE (CCTV)



The AlarmSaf UL Listed and CSA Certified, AC Power Supply is a multi-output AC power source providing 24 VAC in configurations from 4 to 48 output zones. This power limited system provides individual outputs, utilizing fuses or circuit breakers for additional overcurrent protection. Unique features include a form "C" common fault relay output per 8 zones and individual LED's to monitor AC presence and fault conditions. Usage of this product is intended for common camera power to minimize ground loops or phasing problems and controlled lock or solenoid power within access control systems.

DIMENSIONS

Cabinet Size

- B02
 - 12"H x 12"W x 4"D, 30.48cm x 30.48cm x 10.16cm
- B04
 - 15"H x 18"W x 4"D, 38.1cm x 45.72cm x 10.16cm

Cabinet Weight

- B02
 - 12 lbs., 5.4 kg max
- B04
 - 33 lbs., 15 kg. max

Cabinet Material

- B02
 - 18 Gauge Steel
- B04
 - 16 Gauge Steel

SPECIFICATIONS

Input Characteristics

- AC Input
 - 120VAC (+10% /-15%), 60Hz., Single Phase

Output Characteristics

- Voltage: 24VAC
- Current: 4 zone @ 900mA per zone
 - 8 to 48 zone @ 450mA per zone
- Overcurrent Protection—Fuse or Circuit Breaker
- Current Limiting Protection—PTC[†]

Visual Indicators

- AC Presence—Green LED
- Individual Zone Fault—Yellow LED

Fault Detection

- Conditions Reported
 - Tripped Input PTC
 - Blown/Missing Zone Protection
- Reporting Method
 - Fail-Safe Form "C" Relay Transfer
 - Contact Ratings: 1A @ 24VDC

Temperature Characteristics

- Operating Temperature Range
 - 0°C to 50°C
 - Humidity 85% @ 30°C

[†] Polyswitch Circuit Protector

FEATURES

- Master On/Off Switch
- Visual Indicators
- Fault Status Reporting
- Key Lockable Cabinet
- **LIFETIME WARRANTY** on PC Board

LISTINGS



• UL Listed, UL2044, Guide DRQH

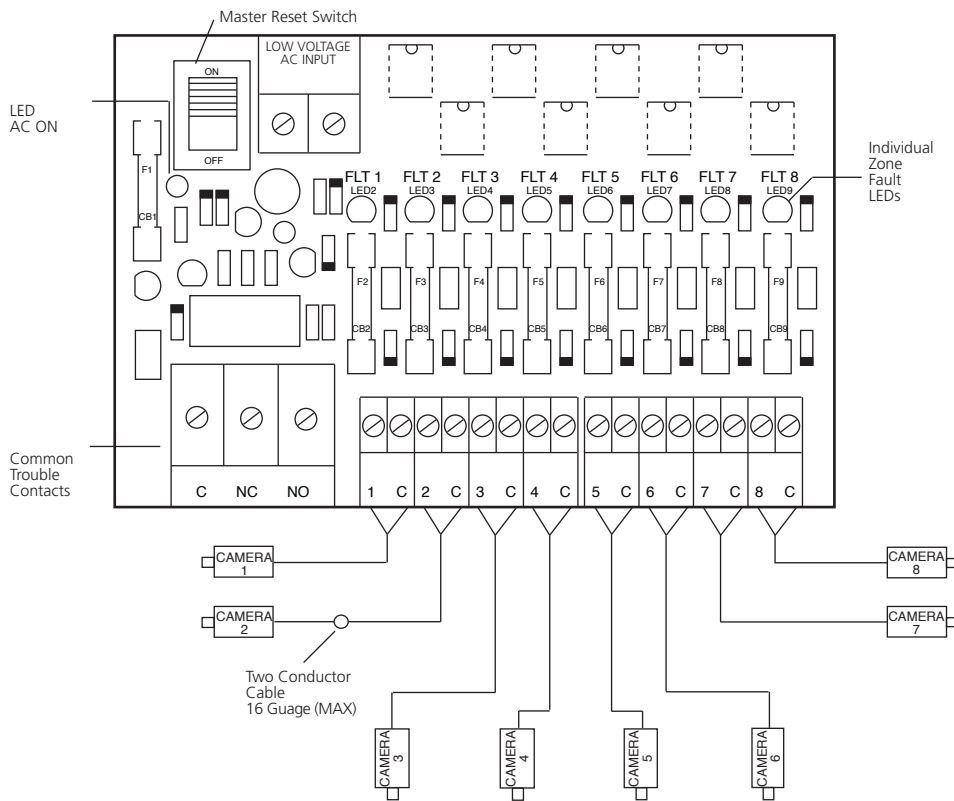


• CSA Certified, C22.2 No 107.1, #LR78083-6

ORDER INFORMATION

Order Number	Model Number	Output Voltage	# of Zones	Zone Output Current	Cabinet	# of Boards in Cabinet	Zone Protection	AC Primary Input Current
02001	TV-4-UL/CSA	24VAC	4	900mA	B02	1	2A Fuse (AGC-2)	1A
02003	TV-8-UL/CSA	24VAC	8	450mA	B02	1	1A Fuse (AGC-1)	1A
02004	TV-8CB-UL/CSA	24VAC	8	450mA	B02	1	1A Circuit Breaker	1A
02005	TV-16-UL/CSA	24VAC	16	450mA	B02	2	1A Fuse (AGC-1)	2A
02006	TV-16CB-UL/CSA	24VAC	16	450mA	B02	2	1A Circuit Breaker	2A
02007	TV-24-UL/CSA	24VAC	24	450mA	B04	3	1A Fuse (AGC-1)	3A
02008	TV-24CB-UL/CSA	24VAC	24	450mA	B04	3	1A Circuit Breaker	3A
02009	TV-32-UL/CSA	24VAC	32	450mA	B04	4	1A Fuse (AGC-1)	4A
02010	TV-32CB-UL/CSA	24VAC	32	450mA	B04	4	1A Circuit Breaker	4A
02011	TV-40-UL/CSA	24VAC	40	450mA	B04	5	1A Fuse (AGC-1)	5A
02012	TV-40CB-UL/CSA	24VAC	40	450mA	B04	5	1A Circuit Breaker	5A
02013	TV-48-UL/CSA	24VAC	48	450mA	B04	6	1A Fuse (AGC-1)	6A
02014	TV-48CB-UL/CSA	24VAC	48	450mA	B04	6	1A Circuit Breaker	6A

TYPICAL HOOKUP



NOTES: for typical hookup, units with greater than 16 zones use multiple boards

- For cabinet mounting information, obtain Cabinet Bulletin
- Each Output is: 450mA @ 24VAC (8 outputs)
900mA @ 24VAC (4 outputs)
- Trouble Relay is Form "C" Common Fault; Fail-Safe Operation
- Relay contacts are rated: 1A @ 24VDC
- Individual zone fault indication



ALARM SAF

65A Industrial Way, Wilmington, MA 01887-3499, USA, Voice:978-658-6717, Fax:978-658-8638 www.alarmsaf.com



AC POWER SUPPLY LINE (CCTV)



The AlarmSaf UL Listed and CSA Certified, AC Power Supply is a multi-output AC power source providing 24 VAC in configurations from 4 to 48 output zones. This power limited system provides individual outputs, utilizing fuses or circuit breakers for additional overcurrent protection. Unique features include a form "C" common fault relay output per 8 zones and individual LED's to monitor AC presence and fault conditions. Usage of this product is intended for common camera power to minimize ground loops or phasing problems and controlled lock or solenoid power within access control systems.

DIMENSIONS

Cabinet Size

- B02
 - 12"H x 12"W x 4"D, 30.48cm x 30.48cm x 10.16cm
- B04
 - 15"H x 18"W x 4"D, 38.1cm x 45.72cm x 10.16cm

Cabinet Weight

- B02
 - 12 lbs., 5.4 kg max
- B04
 - 33 lbs., 15 kg. max

Cabinet Material

- B02
 - 18 Gauge Steel
- B04
 - 16 Gauge Steel

SPECIFICATIONS

Input Characteristics

- AC Input
 - 120VAC (+10% /-15%), 60Hz., Single Phase

Output Characteristics

- Voltage: 24VAC
- Current: 4 zone @ 900mA per zone
 - 8 to 48 zone @ 450mA per zone
- Overcurrent Protection—Fuse or Circuit Breaker
- Current Limiting Protection—PTC[†]

Visual Indicators

- AC Presence—Green LED
- Individual Zone Fault—Yellow LED

Fault Detection

- Conditions Reported
 - Tripped Input PTC
 - Blown/Missing Zone Protection
- Reporting Method
 - Fail-Safe Form "C" Relay Transfer
 - Contact Ratings: 1A @ 24VDC

Temperature Characteristics

- Operating Temperature Range
 - 0°C to 50°C
 - Humidity 85% @ 30°C

[†] Polyswitch Circuit Protector

FEATURES

- Master On/Off Switch
- Visual Indicators
- Fault Status Reporting
- Key Lockable Cabinet
- **LIFETIME WARRANTY** on PC Board

LISTINGS



• UL Listed, UL2044, Guide DRQH

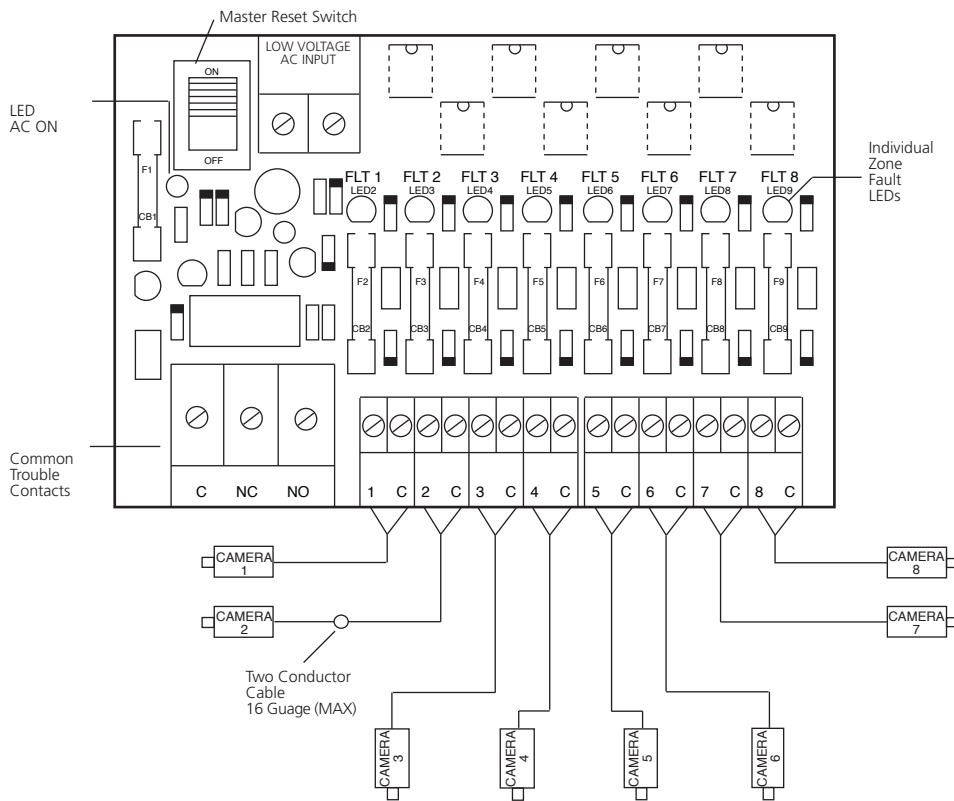


• CSA Certified, C22.2 No 107.1, #LR78083-6

ORDER INFORMATION

Order Number	Model Number	Output Voltage	# of Zones	Zone Output Current	Cabinet	# of Boards in Cabinet	Zone Protection	AC Primary Input Current
02001	TV-4-UL/CSA	24VAC	4	900mA	B02	1	2A Fuse (AGC-2)	1A
02003	TV-8-UL/CSA	24VAC	8	450mA	B02	1	1A Fuse (AGC-1)	1A
02004	TV-8CB-UL/CSA	24VAC	8	450mA	B02	1	1A Circuit Breaker	1A
02005	TV-16-UL/CSA	24VAC	16	450mA	B02	2	1A Fuse (AGC-1)	2A
02006	TV-16CB-UL/CSA	24VAC	16	450mA	B02	2	1A Circuit Breaker	2A
02007	TV-24-UL/CSA	24VAC	24	450mA	B04	3	1A Fuse (AGC-1)	3A
02008	TV-24CB-UL/CSA	24VAC	24	450mA	B04	3	1A Circuit Breaker	3A
02009	TV-32-UL/CSA	24VAC	32	450mA	B04	4	1A Fuse (AGC-1)	4A
02010	TV-32CB-UL/CSA	24VAC	32	450mA	B04	4	1A Circuit Breaker	4A
02011	TV-40-UL/CSA	24VAC	40	450mA	B04	5	1A Fuse (AGC-1)	5A
02012	TV-40CB-UL/CSA	24VAC	40	450mA	B04	5	1A Circuit Breaker	5A
02013	TV-48-UL/CSA	24VAC	48	450mA	B04	6	1A Fuse (AGC-1)	6A
02014	TV-48CB-UL/CSA	24VAC	48	450mA	B04	6	1A Circuit Breaker	6A

TYPICAL HOOKUP



NOTES: for typical hookup, units with greater than 16 zones use multiple boards

- For cabinet mounting information, obtain Cabinet Bulletin
- Each Output is: 450mA @ 24VAC (8 outputs)
900mA @ 24VAC (4 outputs)
- Trouble Relay is Form "C" Common Fault; Fail-Safe Operation
- Relay contacts are rated: 1A @ 24VDC
- Individual zone fault indication



ALARM SAF

65A Industrial Way, Wilmington, MA 01887-3499, USA, Voice:978-658-6717, Fax:978-658-8638 www.alarmsaf.com



ALARM SAF

AC POWER SUPPLY LINE (CCTV)



The AlarmSaf UL Listed and CSA Certified, AC Power Supply is a multi-output AC power source providing 24 VAC in configurations from 4 to 48 output zones. This power limited system provides individual outputs, utilizing fuses or circuit breakers for additional overcurrent protection. Unique features include a form "C" common fault relay output per 8 zones and individual LED's to monitor AC presence and fault conditions. Usage of this product is intended for common camera power to minimize ground loops or phasing problems and controlled lock or solenoid power within access control systems.

DIMENSIONS

Cabinet Size

- B02
 - 12"H x 12"W x 4"D, 30.48cm x 30.48cm x 10.16cm
- B04
 - 15"H x 18"W x 4"D, 38.1cm x 45.72cm x 10.16cm

Cabinet Weight

- B02
 - 12 lbs., 5.4 kg max
- B04
 - 33 lbs., 15 kg. max

Cabinet Material

- B02
 - 18 Gauge Steel
- B04
 - 16 Gauge Steel

SPECIFICATIONS

Input Characteristics

- AC Input
 - 120VAC (+10% /-15%), 60Hz., Single Phase

Output Characteristics

- Voltage: 24VAC
- Current: 4 zone @ 900mA per zone
 - 8 to 48 zone @ 450mA per zone
- Overcurrent Protection—Fuse or Circuit Breaker
- Current Limiting Protection—PTC[†]

Visual Indicators

- AC Presence—Green LED
- Individual Zone Fault—Yellow LED

Fault Detection

- Conditions Reported
 - Tripped Input PTC
 - Blown/Missing Zone Protection
- Reporting Method
 - Fail-Safe Form "C" Relay Transfer
 - Contact Ratings: 1A @ 24VDC

Temperature Characteristics

- Operating Temperature Range
 - 0°C to 50°C
 - Humidity 85% @ 30°C

[†] Polyswitch Circuit Protector

FEATURES

- Master On/Off Switch
- Visual Indicators
- Fault Status Reporting
- Key Lockable Cabinet
- **LIFETIME WARRANTY** on PC Board

LISTINGS



• UL Listed, UL2044, Guide DRQH

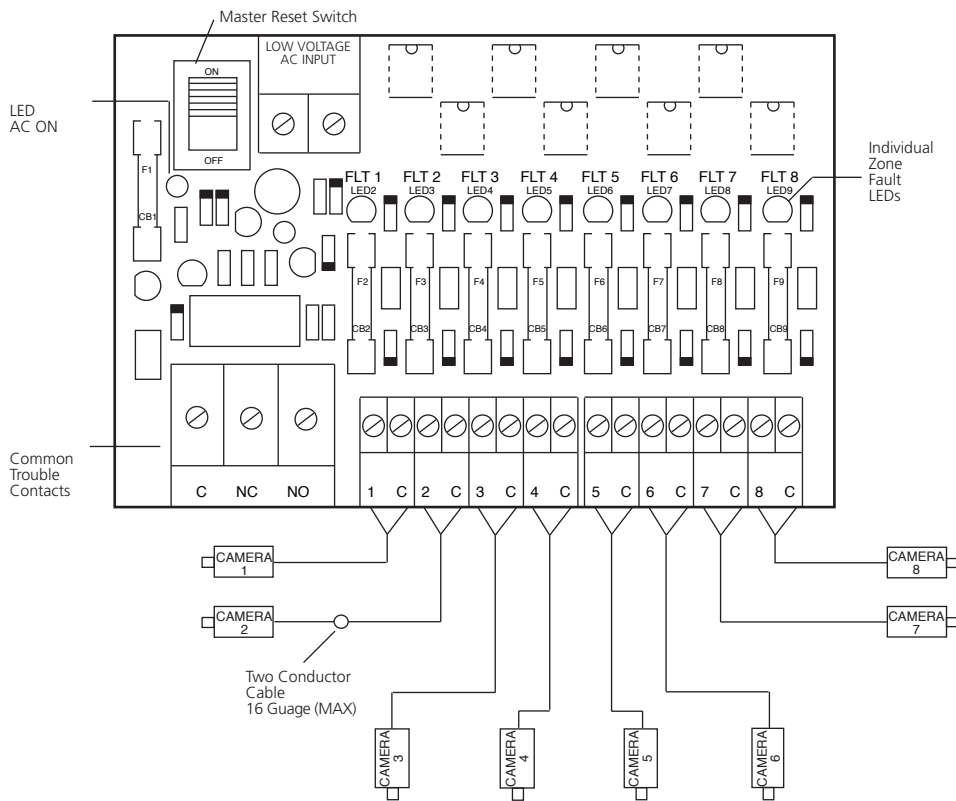


• CSA Certified, C22.2 No 107.1, #LR78083-6

ORDER INFORMATION

Order Number	Model Number	Output Voltage	# of Zones	Zone Output Current	Cabinet	# of Boards in Cabinet	Zone Protection	AC Primary Input Current
02001	TV-4-UL/CSA	24VAC	4	900mA	B02	1	2A Fuse (AGC-2)	1A
02003	TV-8-UL/CSA	24VAC	8	450mA	B02	1	1A Fuse (AGC-1)	1A
02004	TV-8CB-UL/CSA	24VAC	8	450mA	B02	1	1A Circuit Breaker	1A
02005	TV-16-UL/CSA	24VAC	16	450mA	B02	2	1A Fuse (AGC-1)	2A
02006	TV-16CB-UL/CSA	24VAC	16	450mA	B02	2	1A Circuit Breaker	2A
02007	TV-24-UL/CSA	24VAC	24	450mA	B04	3	1A Fuse (AGC-1)	3A
02008	TV-24CB-UL/CSA	24VAC	24	450mA	B04	3	1A Circuit Breaker	3A
02009	TV-32-UL/CSA	24VAC	32	450mA	B04	4	1A Fuse (AGC-1)	4A
02010	TV-32CB-UL/CSA	24VAC	32	450mA	B04	4	1A Circuit Breaker	4A
02011	TV-40-UL/CSA	24VAC	40	450mA	B04	5	1A Fuse (AGC-1)	5A
02012	TV-40CB-UL/CSA	24VAC	40	450mA	B04	5	1A Circuit Breaker	5A
02013	TV-48-UL/CSA	24VAC	48	450mA	B04	6	1A Fuse (AGC-1)	6A
02014	TV-48CB-UL/CSA	24VAC	48	450mA	B04	6	1A Circuit Breaker	6A

TYPICAL HOOKUP



NOTES: for typical hookup, units with greater than 16 zones use multiple boards

- For cabinet mounting information, obtain Cabinet Bulletin
- Each Output is: 450mA @ 24VAC (8 outputs)
900mA @ 24VAC (4 outputs)
- Trouble Relay is Form "C" Common Fault; Fail-Safe Operation
- Relay contacts are rated: 1A @ 24VDC
- Individual zone fault indication



ALARM SAF

65A Industrial Way, Wilmington, MA 01887-3499, USA, Voice:978-658-6717, Fax:978-658-8638 www.alarmsaf.com



ALARM SAF

AC POWER SUPPLY LINE (CCTV)



The AlarmSaf UL Listed and CSA Certified, AC Power Supply is a multi-output AC power source providing 24 VAC in configurations from 4 to 48 output zones. This power limited system provides individual outputs, utilizing fuses or circuit breakers for additional overcurrent protection. Unique features include a form "C" common fault relay output per 8 zones and individual LED's to monitor AC presence and fault conditions. Usage of this product is intended for common camera power to minimize ground loops or phasing problems and controlled lock or solenoid power within access control systems.

DIMENSIONS

Cabinet Size

- B02
 - 12"H x 12"W x 4"D, 30.48cm x 30.48cm x 10.16cm
- B04
 - 15"H x 18"W x 4"D, 38.1cm x 45.72cm x 10.16cm

Cabinet Weight

- B02
 - 12 lbs., 5.4 kg max
- B04
 - 33 lbs., 15 kg. max

Cabinet Material

- B02
 - 18 Gauge Steel
- B04
 - 16 Gauge Steel

SPECIFICATIONS

Input Characteristics

- AC Input
 - 120VAC (+10% /-15%), 60Hz., Single Phase

Output Characteristics

- Voltage: 24VAC
- Current: 4 zone @ 900mA per zone
 - 8 to 48 zone @ 450mA per zone
- Overcurrent Protection—Fuse or Circuit Breaker
- Current Limiting Protection—PTC[†]

Visual Indicators

- AC Presence—Green LED
- Individual Zone Fault—Yellow LED

Fault Detection

- Conditions Reported
 - Tripped Input PTC
 - Blown/Missing Zone Protection
- Reporting Method
 - Fail-Safe Form "C" Relay Transfer
 - Contact Ratings: 1A @ 24VDC

Temperature Characteristics

- Operating Temperature Range
 - 0°C to 50°C
 - Humidity 85% @ 30°C

[†] Polyswitch Circuit Protector

FEATURES

- Master On/Off Switch
- Visual Indicators
- Fault Status Reporting
- Key Lockable Cabinet
- **LIFETIME WARRANTY** on PC Board

LISTINGS



• UL Listed, UL2044, Guide DRQH

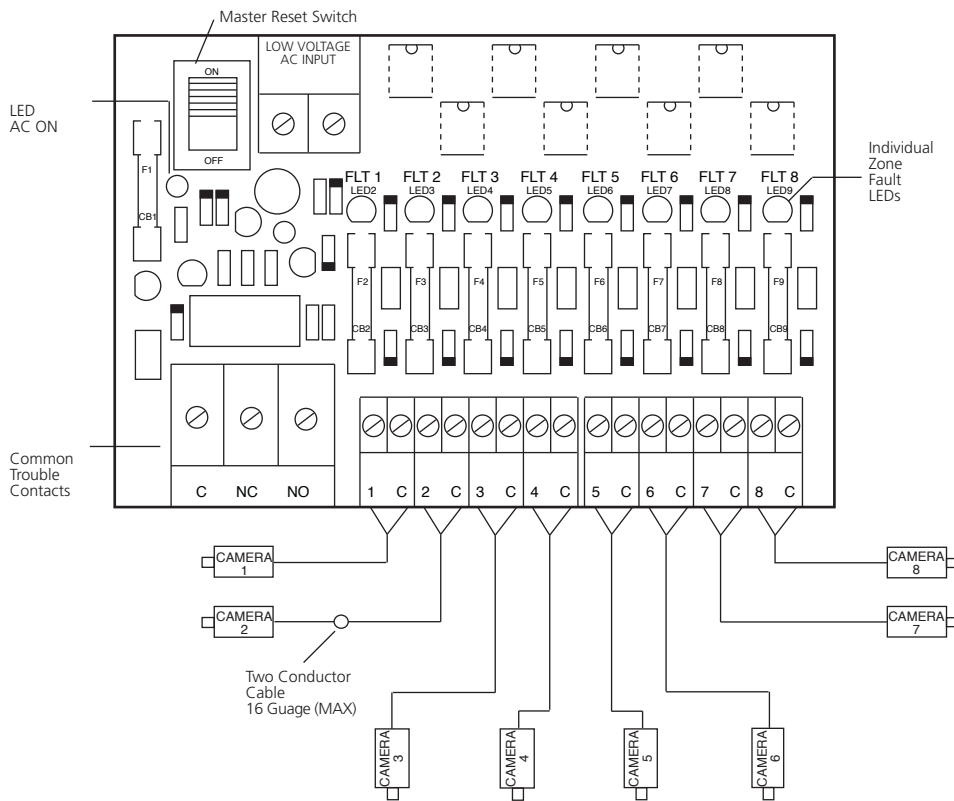


• CSA Certified, C22.2 No 107.1, #LR78083-6

ORDER INFORMATION

Order Number	Model Number	Output Voltage	# of Zones	Zone Output Current	Cabinet	# of Boards in Cabinet	Zone Protection	AC Primary Input Current
02001	TV-4-UL/CSA	24VAC	4	900mA	B02	1	2A Fuse (AGC-2)	1A
02003	TV-8-UL/CSA	24VAC	8	450mA	B02	1	1A Fuse (AGC-1)	1A
02004	TV-8CB-UL/CSA	24VAC	8	450mA	B02	1	1A Circuit Breaker	1A
02005	TV-16-UL/CSA	24VAC	16	450mA	B02	2	1A Fuse (AGC-1)	2A
02006	TV-16CB-UL/CSA	24VAC	16	450mA	B02	2	1A Circuit Breaker	2A
02007	TV-24-UL/CSA	24VAC	24	450mA	B04	3	1A Fuse (AGC-1)	3A
02008	TV-24CB-UL/CSA	24VAC	24	450mA	B04	3	1A Circuit Breaker	3A
02009	TV-32-UL/CSA	24VAC	32	450mA	B04	4	1A Fuse (AGC-1)	4A
02010	TV-32CB-UL/CSA	24VAC	32	450mA	B04	4	1A Circuit Breaker	4A
02011	TV-40-UL/CSA	24VAC	40	450mA	B04	5	1A Fuse (AGC-1)	5A
02012	TV-40CB-UL/CSA	24VAC	40	450mA	B04	5	1A Circuit Breaker	5A
02013	TV-48-UL/CSA	24VAC	48	450mA	B04	6	1A Fuse (AGC-1)	6A
02014	TV-48CB-UL/CSA	24VAC	48	450mA	B04	6	1A Circuit Breaker	6A

TYPICAL HOOKUP



NOTES: for typical hookup, units with greater than 16 zones use multiple boards

- For cabinet mounting information, obtain Cabinet Bulletin
- Each Output is: 450mA @ 24VAC (8 outputs)
900mA @ 24VAC (4 outputs)
- Trouble Relay is Form "C" Common Fault; Fail-Safe Operation
- Relay contacts are rated: 1A @ 24VDC
- Individual zone fault indication



ALARM SAF

65A Industrial Way, Wilmington, MA 01887-3499, USA, Voice:978-658-6717, Fax:978-658-8638 www.alarmsaf.com



ALARM SAF

AC POWER SUPPLY LINE (CCTV)



The AlarmSaf UL Listed and CSA Certified, AC Power Supply is a multi-output AC power source providing 24 VAC in configurations from 4 to 48 output zones. This power limited system provides individual outputs, utilizing fuses or circuit breakers for additional overcurrent protection. Unique features include a form "C" common fault relay output per 8 zones and individual LED's to monitor AC presence and fault conditions. Usage of this product is intended for common camera power to minimize ground loops or phasing problems and controlled lock or solenoid power within access control systems.

DIMENSIONS

Cabinet Size

- B02
 - 12"H x 12"W x 4"D, 30.48cm x 30.48cm x 10.16cm
- B04
 - 15"H x 18"W x 4"D, 38.1cm x 45.72cm x 10.16cm

Cabinet Weight

- B02
 - 12 lbs., 5.4 kg max
- B04
 - 33 lbs., 15 kg. max

Cabinet Material

- B02
 - 18 Gauge Steel
- B04
 - 16 Gauge Steel

SPECIFICATIONS

Input Characteristics

- AC Input
 - 120VAC (+10% /-15%), 60Hz., Single Phase

Output Characteristics

- Voltage: 24VAC
- Current: 4 zone @ 900mA per zone
 - 8 to 48 zone @ 450mA per zone
- Overcurrent Protection—Fuse or Circuit Breaker
- Current Limiting Protection—PTC[†]

Visual Indicators

- AC Presence—Green LED
- Individual Zone Fault—Yellow LED

Fault Detection

- Conditions Reported
 - Tripped Input PTC
 - Blown/Missing Zone Protection
- Reporting Method
 - Fail-Safe Form "C" Relay Transfer
 - Contact Ratings: 1A @ 24VDC

Temperature Characteristics

- Operating Temperature Range
 - 0°C to 50°C
 - Humidity 85% @ 30°C

[†] Polyswitch Circuit Protector

FEATURES

- Master On/Off Switch
- Visual Indicators
- Fault Status Reporting
- Key Lockable Cabinet
- **LIFETIME WARRANTY** on PC Board

LISTINGS



• UL Listed, UL2044, Guide DRQH

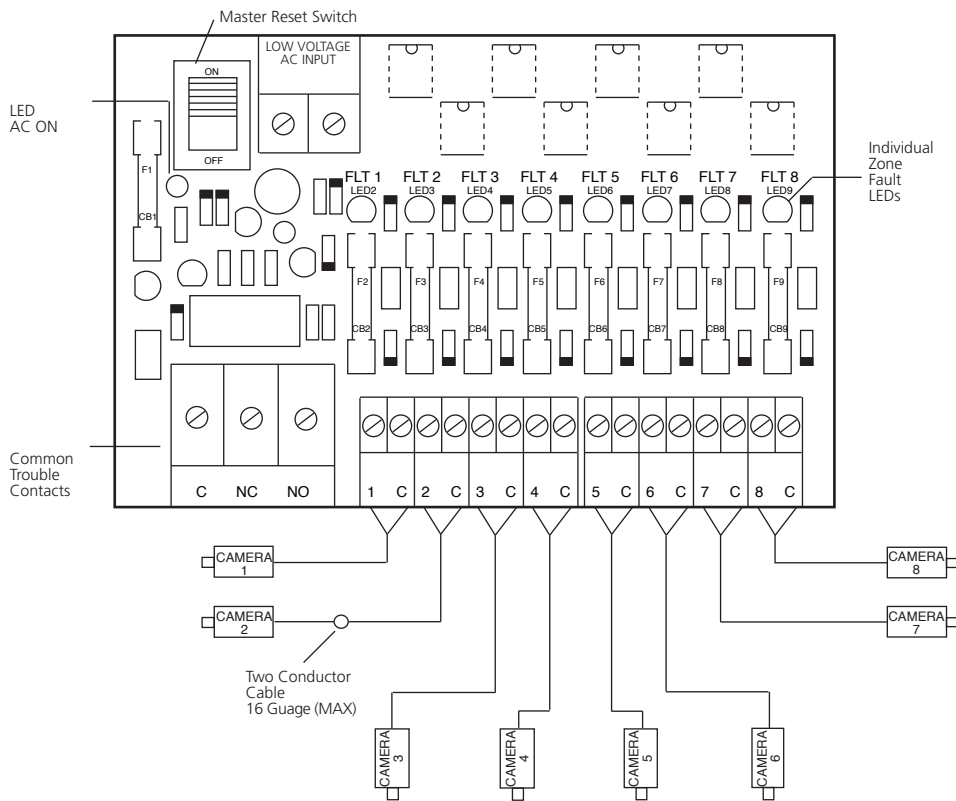


• CSA Certified, C22.2 No 107.1, #LR78083-6

ORDER INFORMATION

Order Number	Model Number	Output Voltage	# of Zones	Zone Output Current	Cabinet	# of Boards in Cabinet	Zone Protection	AC Primary Input Current
02001	TV-4-UL/CSA	24VAC	4	900mA	B02	1	2A Fuse (AGC-2)	1A
02003	TV-8-UL/CSA	24VAC	8	450mA	B02	1	1A Fuse (AGC-1)	1A
02004	TV-8CB-UL/CSA	24VAC	8	450mA	B02	1	1A Circuit Breaker	1A
02005	TV-16-UL/CSA	24VAC	16	450mA	B02	2	1A Fuse (AGC-1)	2A
02006	TV-16CB-UL/CSA	24VAC	16	450mA	B02	2	1A Circuit Breaker	2A
02007	TV-24-UL/CSA	24VAC	24	450mA	B04	3	1A Fuse (AGC-1)	3A
02008	TV-24CB-UL/CSA	24VAC	24	450mA	B04	3	1A Circuit Breaker	3A
02009	TV-32-UL/CSA	24VAC	32	450mA	B04	4	1A Fuse (AGC-1)	4A
02010	TV-32CB-UL/CSA	24VAC	32	450mA	B04	4	1A Circuit Breaker	4A
02011	TV-40-UL/CSA	24VAC	40	450mA	B04	5	1A Fuse (AGC-1)	5A
02012	TV-40CB-UL/CSA	24VAC	40	450mA	B04	5	1A Circuit Breaker	5A
02013	TV-48-UL/CSA	24VAC	48	450mA	B04	6	1A Fuse (AGC-1)	6A
02014	TV-48CB-UL/CSA	24VAC	48	450mA	B04	6	1A Circuit Breaker	6A

TYPICAL HOOKUP



NOTES: for typical hookup, units with greater than 16 zones use multiple boards

- For cabinet mounting information, obtain Cabinet Bulletin
- Each Output is: 450mA @ 24VAC (8 outputs)
900mA @ 24VAC (4 outputs)
- Trouble Relay is Form "C" Common Fault; Fail-Safe Operation
- Relay contacts are rated: 1A @ 24VDC
- Individual zone fault indication



ALARM SAF

65A Industrial Way, Wilmington, MA 01887-3499, USA, Voice:978-658-6717, Fax:978-658-8638 www.alarmsaf.com



ALARM SAF

AC POWER SUPPLY LINE (CCTV)



The AlarmSaf UL Listed and CSA Certified, AC Power Supply is a multi-output AC power source providing 24 VAC in configurations from 4 to 48 output zones. This power limited system provides individual outputs, utilizing fuses or circuit breakers for additional overcurrent protection. Unique features include a form "C" common fault relay output per 8 zones and individual LED's to monitor AC presence and fault conditions. Usage of this product is intended for common camera power to minimize ground loops or phasing problems and controlled lock or solenoid power within access control systems.

DIMENSIONS

Cabinet Size

- B02
 - 12"H x 12"W x 4"D, 30.48cm x 30.48cm x 10.16cm
- B04
 - 15"H x 18"W x 4"D, 38.1cm x 45.72cm x 10.16cm

Cabinet Weight

- B02
 - 12 lbs., 5.4 kg max
- B04
 - 33 lbs., 15 kg. max

Cabinet Material

- B02
 - 18 Gauge Steel
- B04
 - 16 Gauge Steel

SPECIFICATIONS

Input Characteristics

- AC Input
 - 120VAC (+10% /-15%), 60Hz., Single Phase

Output Characteristics

- Voltage: 24VAC
- Current: 4 zone @ 900mA per zone
 - 8 to 48 zone @ 450mA per zone
- Overcurrent Protection—Fuse or Circuit Breaker
- Current Limiting Protection—PTC[†]

Visual Indicators

- AC Presence—Green LED
- Individual Zone Fault—Yellow LED

Fault Detection

- Conditions Reported
 - Tripped Input PTC
 - Blown/Missing Zone Protection
- Reporting Method
 - Fail-Safe Form "C" Relay Transfer
 - Contact Ratings: 1A @ 24VDC

Temperature Characteristics

- Operating Temperature Range
 - 0°C to 50°C
 - Humidity 85% @ 30°C

[†] Polyswitch Circuit Protector

FEATURES

- Master On/Off Switch
- Visual Indicators
- Fault Status Reporting
- Key Lockable Cabinet
- **LIFETIME WARRANTY** on PC Board

LISTINGS



• UL Listed, UL2044, Guide DRQH

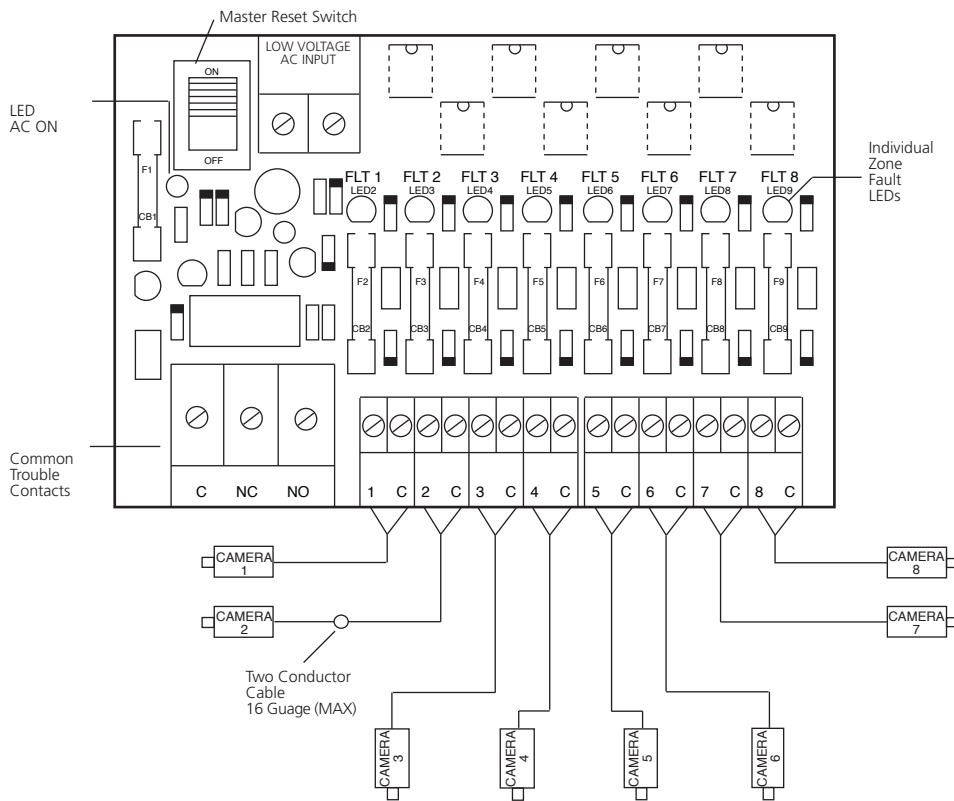


• CSA Certified, C22.2 No 107.1, #LR78083-6

ORDER INFORMATION

Order Number	Model Number	Output Voltage	# of Zones	Zone Output Current	Cabinet	# of Boards in Cabinet	Zone Protection	AC Primary Input Current
02001	TV-4-UL/CSA	24VAC	4	900mA	B02	1	2A Fuse (AGC-2)	1A
02003	TV-8-UL/CSA	24VAC	8	450mA	B02	1	1A Fuse (AGC-1)	1A
02004	TV-8CB-UL/CSA	24VAC	8	450mA	B02	1	1A Circuit Breaker	1A
02005	TV-16-UL/CSA	24VAC	16	450mA	B02	2	1A Fuse (AGC-1)	2A
02006	TV-16CB-UL/CSA	24VAC	16	450mA	B02	2	1A Circuit Breaker	2A
02007	TV-24-UL/CSA	24VAC	24	450mA	B04	3	1A Fuse (AGC-1)	3A
02008	TV-24CB-UL/CSA	24VAC	24	450mA	B04	3	1A Circuit Breaker	3A
02009	TV-32-UL/CSA	24VAC	32	450mA	B04	4	1A Fuse (AGC-1)	4A
02010	TV-32CB-UL/CSA	24VAC	32	450mA	B04	4	1A Circuit Breaker	4A
02011	TV-40-UL/CSA	24VAC	40	450mA	B04	5	1A Fuse (AGC-1)	5A
02012	TV-40CB-UL/CSA	24VAC	40	450mA	B04	5	1A Circuit Breaker	5A
02013	TV-48-UL/CSA	24VAC	48	450mA	B04	6	1A Fuse (AGC-1)	6A
02014	TV-48CB-UL/CSA	24VAC	48	450mA	B04	6	1A Circuit Breaker	6A

TYPICAL HOOKUP



NOTES: for typical hookup, units with greater than 16 zones use multiple boards

- For cabinet mounting information, obtain Cabinet Bulletin
- Each Output is: 450mA @ 24VAC (8 outputs)
900mA @ 24VAC (4 outputs)
- Trouble Relay is Form "C" Common Fault; Fail-Safe Operation
- Relay contacts are rated: 1A @ 24VDC
- Individual zone fault indication



ALARM SAF

65A Industrial Way, Wilmington, MA 01887-3499, USA, Voice:978-658-6717, Fax:978-658-8638 www.alarmsaf.com



ALARM SAF

TV24, AC VIDEO/ACCESS POWER SUPPLY



TV24 series was designed to provide an economical option for systems integrators to power AC cameras and other AC video and access control equipment. Available with 4, 8 or 16 individually fuse protected outputs, product features include a master ON/OFF switch, full size terminal connections and visual AC presence indication.

MECHANICAL

- B01
– 8" x 7" x 3"
- B02
– 12" x 12" x 4"

SPECIFICATIONS

Input Characteristics

- AC Input
 - 120 VAC \pm 10%
 - 60 Hz
 - See Table

Output Characteristics

- Typical Output Zone
 - 24 VAC
 - Total Current: Model Dependent
 - Zones fused at 3 A.

Visual Indicators

- AC Presence: Green LED

Operational Characteristics

- Operating Temperature : 0°C to 50°C
- Humidity : 85%@ 30°C

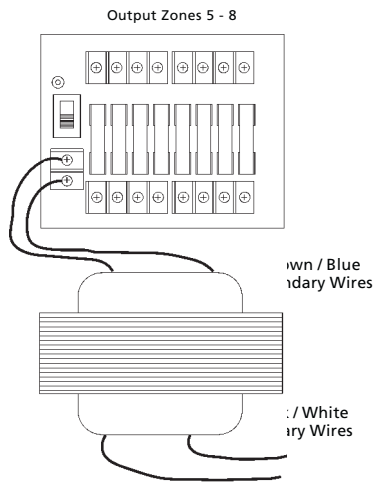
FEATURES

- Multiple Zone Outputs
- Master Power Switch
- Optional Output Capacities
- AC Presence LED
- Individually Fused Outputs
- Full Size Terminal Connections
- Key Lockable, Steel Cabinets
- Limited Lifetime Warranty

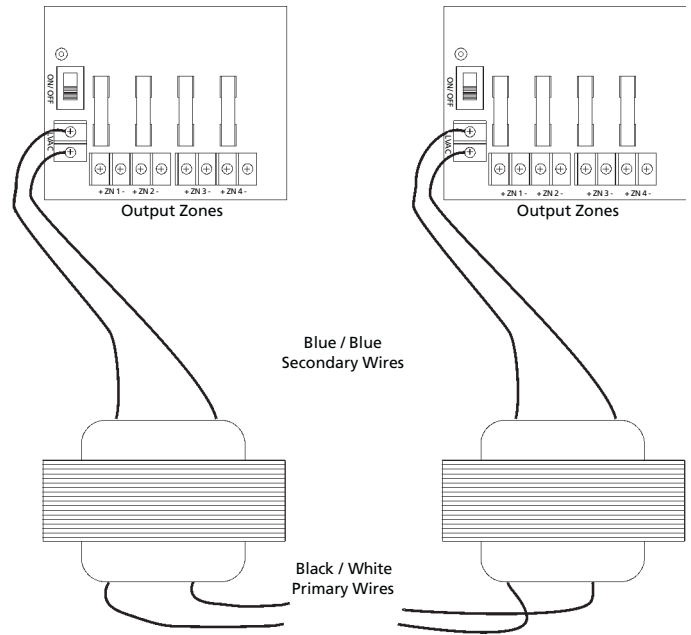
ORDER INFORMATION

Order #	Model #	Outputs	Total Output Current	VA Maximum	Input Current	Cabinet
01210	TV244	4	4 A	96	0.8	8" x 7" x 3"
01211	TV248	8	4 A	96	0.8	8" x 7" x 3"
01212	TV2416	16	8 A	192	1.6	12" x 12" x 4"

INSTALLATION



Typical Eight Zone / One Transformer



Typical Eight Zone / Two Transformer

1. Verify that Master On/Off switch is in the OFF position
2. Connect individual loads to a single pair of terminals marked ZN1 through ZN8. Terminal marked negative(-) is common.
3. Connect black and white transformer wires to 120 VAC source.
If two transformers are used, connect similar colored primary wires in parallel.
4. Switch Master On/Off switch to ON position.
5. Verify that AC Presence LED is illuminated.
6. Check individual outputs for proper operation.

Notes:

1. Individual zone current should not exceed 5 Amperes, up to the maximum output current allowed for the unit.
2. Supplied fuses are rated for 3 Amp. It is recommended that fuse rating be changed to reflect the zone load for maximum protection.
3. All installation and wiring should be done per local or national code having jurisdiction.



ALARM SAF

65A Industrial Way, Wilmington, MA 01887-3499, USA, Voice:978-658-6717, Fax:978-658-8638 www.alarmsaf.com



ALARM SAF

TV24, AC VIDEO/ACCESS POWER SUPPLY



TV24 series was designed to provide an economical option for systems integrators to power AC cameras and other AC video and access control equipment. Available with 4, 8 or 16 individually fuse protected outputs, product features include a master ON/OFF switch, full size terminal connections and visual AC presence indication.

MECHANICAL

- B01
– 8" x 7" x 3"
- B02
– 12" x 12" x 4"

SPECIFICATIONS

Input Characteristics

- AC Input
 - 120 VAC \pm 10%
 - 60 Hz
 - See Table

Output Characteristics

- Typical Output Zone
 - 24 VAC
 - Total Current: Model Dependent
 - Zones fused at 3 A.

Visual Indicators

- AC Presence: Green LED

Operational Characteristics

- Operating Temperature : 0°C to 50°C
- Humidity : 85%@ 30°C

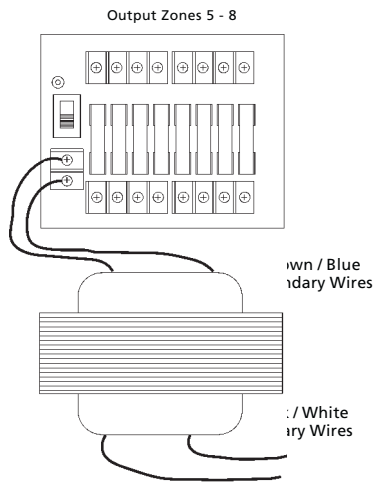
FEATURES

- Multiple Zone Outputs
- Master Power Switch
- Optional Output Capacities
- AC Presence LED
- Individually Fused Outputs
- Full Size Terminal Connections
- Key Lockable, Steel Cabinets
- Limited Lifetime Warranty

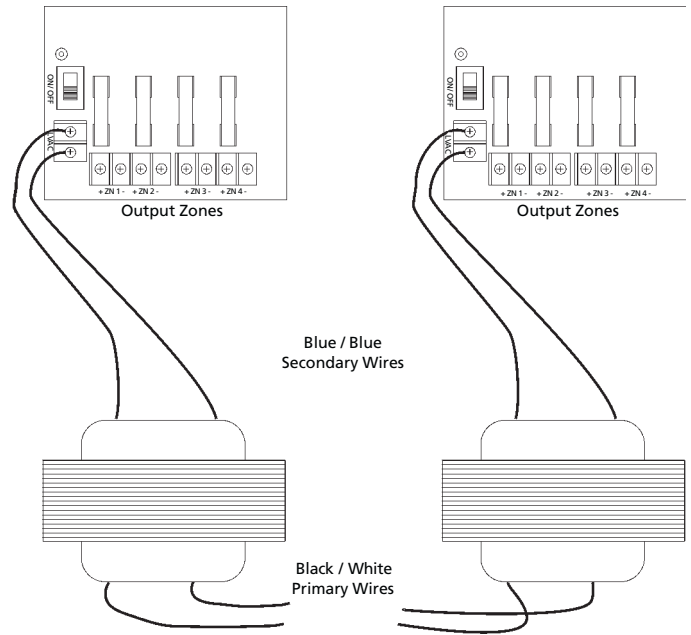
ORDER INFORMATION

Order #	Model #	Outputs	Total Output Current	VA Maximum	Input Current	Cabinet
01210	TV244	4	4 A	96	0.8	8" x 7" x 3"
01211	TV248	8	4 A	96	0.8	8" x 7" x 3"
01212	TV2416	16	8 A	192	1.6	12" x 12" x 4"

INSTALLATION



Typical Eight Zone / One Transformer



Typical Eight Zone / Two Transformer

1. Verify that Master On/Off switch is in the OFF position
2. Connect individual loads to a single pair of terminals marked ZN1 through ZN8. Terminal marked negative(-) is common.
3. Connect black and white transformer wires to 120 VAC source.
If two transformers are used, connect similar colored primary wires in parallel.
4. Switch Master On/Off switch to ON position.
5. Verify that AC Presence LED is illuminated.
6. Check individual outputs for proper operation.

Notes:

1. Individual zone current should not exceed 5 Amperes, up to the maximum output current allowed for the unit.
2. Supplied fuses are rated for 3 Amp. It is recommended that fuse rating be changed to reflect the zone load for maximum protection.
3. All installation and wiring should be done per local or national code having jurisdiction.




ALARM SAF

65A Industrial Way, Wilmington, MA 01887-3499, USA, Voice:978-658-6717, Fax:978-658-8638 www.alarmsaf.com



ALARM SAF

TV-24X-UL - 24 VAC, 4, 8 OR 16 OUTPUT CCTV CAMERA POWER SUPPLIES



24 VAC, regulated power supplies with 4, 8 or 16 fused outputs for CCTV applications in retail, health care, gaming, financial, educational and correctional facilities. Features include a master on/off switch, visual status indication and power limited outputs. Also maintains camera synchronization. UL listed to the latest release of UL 2044.

FEATURES

Features

- 4, 8 or 16 Individually Fused outputs
- Master Power Switch
- Visual AC indication
- Class 2, Power Limited
- Maintains Camera Synchronization

- Large Key Lockable Cabinet
- Limited Lifetime warranty

Listings

- UL 2044



SPECIFICATIONS

Input Specifications

- Input voltage: 120 VAC
- Input Voltage Frequency: 60 Hz

Output Specifications:

- Output Voltage: 24 VAC
- Electronically regulated and filtered output

Temperature Ratings:

- Operating Temperature : 0°C to 50°C
- Humidity : 85% @ 30°C

Visual Indication:

- AC presence: Green LED

Model Number	Input Current	# Outputs	Output Total Current	Power Limited Outputs
TV-244-UL	0.8 A	4	4 A	2 A Fuses
TV-248-UL	0.8 A	8	4 A	1 A Fuses
TV-2416-UL	1.6 A	16	8 A	1 A Fuses

APPLICATIONS

- Digital Color Cameras
- Monochrome Cameras
- Indoor/Outdoor Fixed Domes
- PTZ's

MECHANICAL

Cabinet Dimensions

- 12"H x 12"W x 4"D

ORDER INFORMATION

Order Number	Model Number	Description	Cabinet Dimensions
02030	TV-244-UL	24 VAC, 4 A, 4 Output camera power supply, UL Listed	12"H x 12"W x 4"D
02031	TV-248-UL	24 VAC, 4 A, 8 Output camera power supply, UL Listed	12"H x 12"W x 4"D
02029	TV-2416-UL	24 VAC, 8 A, 16 Output camera power supply, UL Listed	12"H x 12"W x 4"D



ALARM SAF

TV24, AC VIDEO/ACCESS POWER SUPPLY



TV24 series was designed to provide an economical option for systems integrators to power AC cameras and other AC video and access control equipment. Available with 4, 8 or 16 individually fuse protected outputs, product features include a master ON/OFF switch, full size terminal connections and visual AC presence indication.

MECHANICAL

- B01
– 8" x 7" x 3 "
- B02
– 12" x 12" x 4"

SPECIFICATIONS

Input Characteristics

- AC Input
 - 120 VAC \pm 10%
 - 60 Hz
 - See Table

Output Characteristics

- Typical Output Zone
 - 24 VAC
 - Total Current: Model Dependent
 - Zones fused at 3 A.

Visual Indicators

- AC Presence: Green LED

Operational Characteristics

- Operating Temperature : 0°C to 50°C
- Humidity : 85%@ 30°C

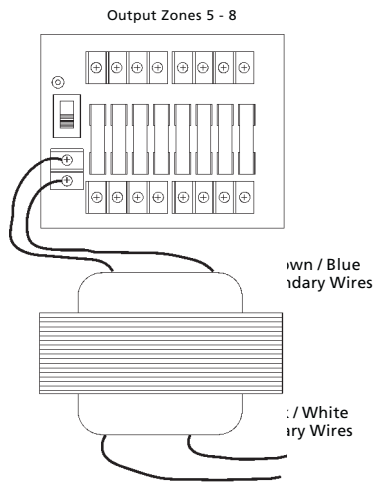
FEATURES

- Multiple Zone Outputs
- Master Power Switch
- Optional Output Capacities
- AC Presence LED
- Individually Fused Outputs
- Full Size Terminal Connections
- Key Lockable, Steel Cabinets
- Limited Lifetime Warranty

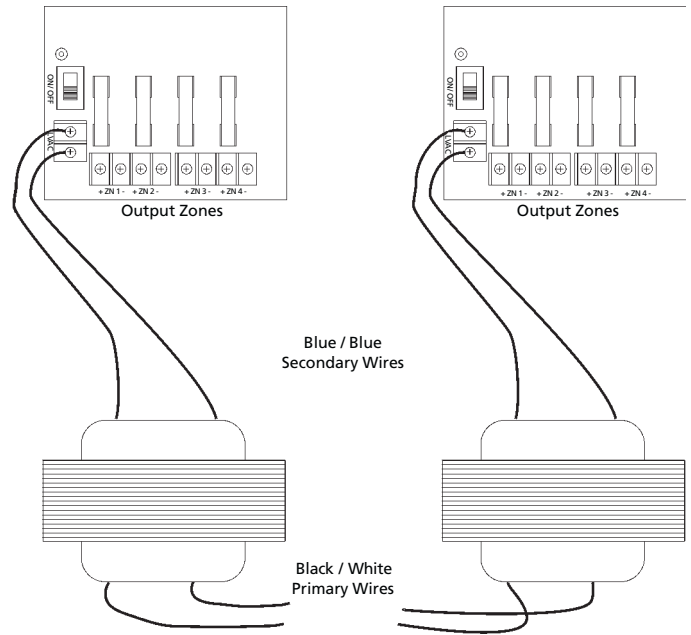
ORDER INFORMATION

Order #	Model #	Outputs	Total Output Current	VA Maximum	Input Current	Cabinet
01210	TV244	4	4 A	96	0.8	8" x 7" x 3"
01211	TV248	8	4 A	96	0.8	8" x 7" x 3"
01212	TV2416	16	8 A	192	1.6	12" x 12" x 4"

INSTALLATION



Typical Eight Zone / One Transformer



Typical Eight Zone / Two Transformer

1. Verify that Master On/Off switch is in the OFF position
2. Connect individual loads to a single pair of terminals marked ZN1 through ZN8. Terminal marked negative(-) is common.
3. Connect black and white transformer wires to 120 VAC source.
If two transformers are used, connect similar colored primary wires in parallel.
4. Switch Master On/Off switch to ON position.
5. Verify that AC Presence LED is illuminated.
6. Check individual outputs for proper operation.

Notes:

1. Individual zone current should not exceed 5 Amperes, up to the maximum output current allowed for the unit.
2. Supplied fuses are rated for 3 Amp. It is recommended that fuse rating be changed to reflect the zone load for maximum protection.
3. All installation and wiring should be done per local or national code having jurisdiction.



ALARM SAF

65A Industrial Way, Wilmington, MA 01887-3499, USA, Voice:978-658-6717, Fax:978-658-8638 www.alarmsaf.com



ALARM SAF

TV24, AC VIDEO/ACCESS POWER SUPPLY



TV24 series was designed to provide an economical option for systems integrators to power AC cameras and other AC video and access control equipment. Available with 4, 8 or 16 individually fuse protected outputs, product features include a master ON/OFF switch, full size terminal connections and visual AC presence indication.

MECHANICAL

- B01
– 8" x 7" x 3"
- B02
– 12" x 12" x 4"

SPECIFICATIONS

Input Characteristics

- AC Input
 - 120 VAC \pm 10%
 - 60 Hz
 - See Table

Output Characteristics

- Typical Output Zone
 - 24 VAC
 - Total Current: Model Dependent
 - Zones fused at 3 A.

Visual Indicators

- AC Presence: Green LED

Operational Characteristics

- Operating Temperature : 0°C to 50°C
- Humidity : 85%@ 30°C

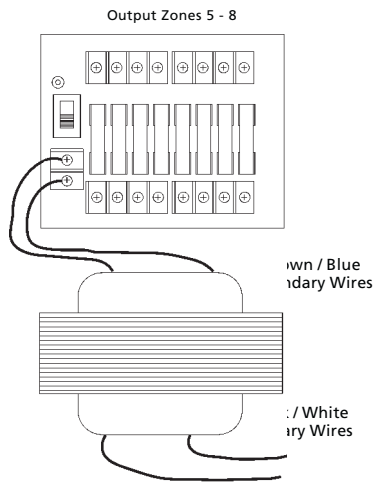
FEATURES

- Multiple Zone Outputs
- Master Power Switch
- Optional Output Capacities
- AC Presence LED
- Individually Fused Outputs
- Full Size Terminal Connections
- Key Lockable, Steel Cabinets
- Limited Lifetime Warranty

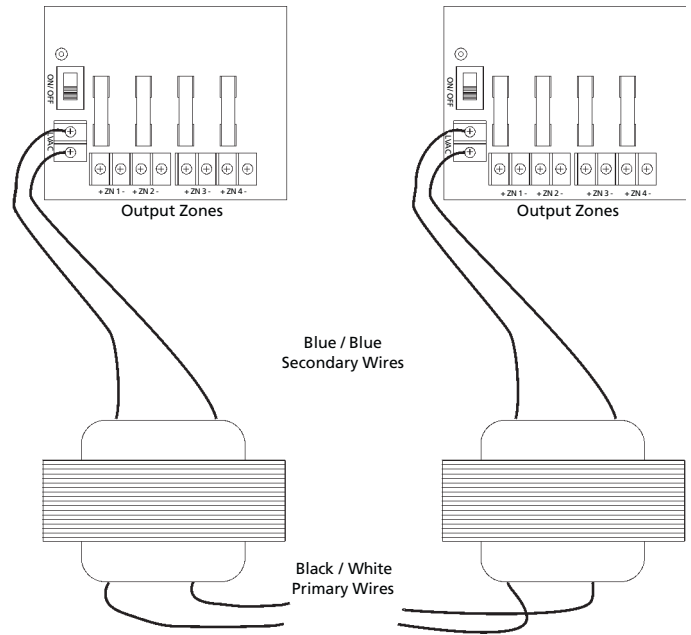
ORDER INFORMATION

Order #	Model #	Outputs	Total Output Current	VA Maximum	Input Current	Cabinet
01210	TV244	4	4 A	96	0.8	8" x 7" x 3"
01211	TV248	8	4 A	96	0.8	8" x 7" x 3"
01212	TV2416	16	8 A	192	1.6	12" x 12" x 4"

INSTALLATION



Typical Eight Zone / One Transformer



Typical Eight Zone / Two Transformer

1. Verify that Master On/Off switch is in the OFF position
2. Connect individual loads to a single pair of terminals marked ZN1 through ZN8. Terminal marked negative(-) is common.
3. Connect black and white transformer wires to 120 VAC source.
If two transformers are used, connect similar colored primary wires in parallel.
4. Switch Master On/Off switch to ON position.
5. Verify that AC Presence LED is illuminated.
6. Check individual outputs for proper operation.

Notes:

1. Individual zone current should not exceed 5 Amperes, up to the maximum output current allowed for the unit.
2. Supplied fuses are rated for 3 Amp. It is recommended that fuse rating be changed to reflect the zone load for maximum protection.
3. All installation and wiring should be done per local or national code having jurisdiction.




ALARM SAF

65A Industrial Way, Wilmington, MA 01887-3499, USA, Voice:978-658-6717, Fax:978-658-8638 www.alarmsaf.com



ALARM SAF

TV-24X-UL - 24 VAC, 4, 8 OR 16 OUTPUT CCTV CAMERA POWER SUPPLIES



24 VAC, regulated power supplies with 4, 8 or 16 fused outputs for CCTV applications in retail, health care, gaming, financial, educational and correctional facilities. Features include a master on/off switch, visual status indication and power limited outputs. Also maintains camera synchronization. UL listed to the latest release of UL 2044.

FEATURES

Features

- 4, 8 or 16 Individually Fused outputs
- Master Power Switch
- Visual AC indication
- Class 2, Power Limited
- Maintains Camera Synchronization

- Large Key Lockable Cabinet
- Limited Lifetime warranty

Listings

- UL 2044



SPECIFICATIONS

Input Specifications

- Input voltage: 120 VAC
- Input Voltage Frequency: 60 Hz

Output Specifications:

- Output Voltage: 24 VAC
- Electronically regulated and filtered output

Temperature Ratings:

- Operating Temperature : 0°C to 50°C
- Humidity : 85% @ 30°C

Visual Indication:

- AC presence: Green LED

Model Number	Input Current	# Outputs	Output Total Current	Power Limited Outputs
TV-244-UL	0.8 A	4	4 A	2 A Fuses
TV-248-UL	0.8 A	8	4 A	1 A Fuses
TV-2416-UL	1.6 A	16	8 A	1 A Fuses

APPLICATIONS

- Digital Color Cameras
- Monochrome Cameras
- Indoor/Outdoor Fixed Domes
- PTZ's

MECHANICAL

Cabinet Dimensions

- 12"H x 12"W x 4"D

ORDER INFORMATION

Order Number	Model Number	Description	Cabinet Dimensions
02030	TV-244-UL	24 VAC, 4 A, 4 Output camera power supply, UL Listed	12"H x 12"W x 4"D
02031	TV-248-UL	24 VAC, 4 A, 8 Output camera power supply, UL Listed	12"H x 12"W x 4"D
02029	TV-2416-UL	24 VAC, 8 A, 16 Output camera power supply, UL Listed	12"H x 12"W x 4"D



ALARM SAF

TV24, AC VIDEO/ACCESS POWER SUPPLY



TV24 series was designed to provide an economical option for systems integrators to power AC cameras and other AC video and access control equipment. Available with 4, 8 or 16 individually fuse protected outputs, product features include a master ON/OFF switch, full size terminal connections and visual AC presence indication.

MECHANICAL

- B01
– 8" x 7" x 3 "
- B02
– 12" x 12" x 4"

SPECIFICATIONS

Input Characteristics

- AC Input
 - 120 VAC \pm 10%
 - 60 Hz
 - See Table

Output Characteristics

- Typical Output Zone
 - 24 VAC
 - Total Current: Model Dependent
 - Zones fused at 3 A.

Visual Indicators

- AC Presence: Green LED

Operational Characteristics

- Operating Temperature : 0°C to 50°C
- Humidity : 85%@ 30°C

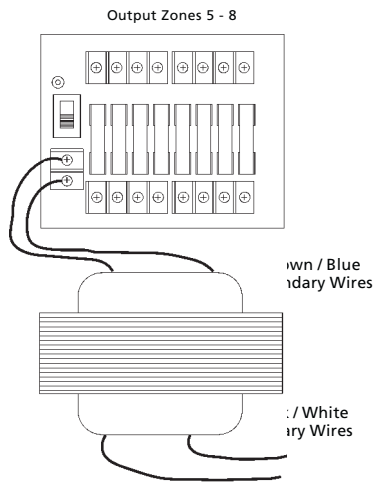
FEATURES

- Multiple Zone Outputs
- Master Power Switch
- Optional Output Capacities
- AC Presence LED
- Individually Fused Outputs
- Full Size Terminal Connections
- Key Lockable, Steel Cabinets
- Limited Lifetime Warranty

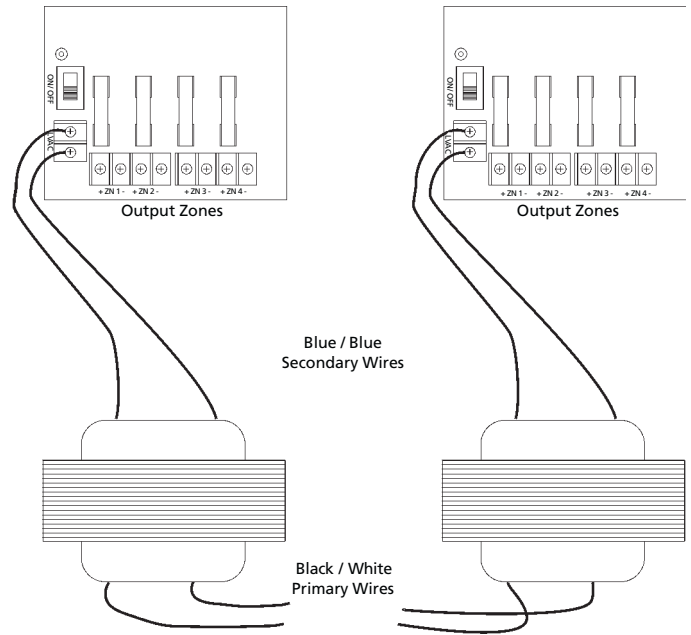
ORDER INFORMATION

Order #	Model #	Outputs	Total Output Current	VA Maximum	Input Current	Cabinet
01210	TV244	4	4 A	96	0.8	8" x 7" x 3"
01211	TV248	8	4 A	96	0.8	8" x 7" x 3"
01212	TV2416	16	8 A	192	1.6	12" x 12" x 4"

INSTALLATION



Typical Eight Zone / One Transformer



Typical Eight Zone / Two Transformer

1. Verify that Master On/Off switch is in the OFF position
2. Connect individual loads to a single pair of terminals marked ZN1 through ZN8. Terminal marked negative(-) is common.
3. Connect black and white transformer wires to 120 VAC source.
If two transformers are used, connect similar colored primary wires in parallel.
4. Switch Master On/Off switch to ON position.
5. Verify that AC Presence LED is illuminated.
6. Check individual outputs for proper operation.

Notes:

1. Individual zone current should not exceed 5 Amperes, up to the maximum output current allowed for the unit.
2. Supplied fuses are rated for 3 Amp. It is recommended that fuse rating be changed to reflect the zone load for maximum protection.
3. All installation and wiring should be done per local or national code having jurisdiction.



ALARM SAF

65A Industrial Way, Wilmington, MA 01887-3499, USA, Voice:978-658-6717, Fax:978-658-8638 www.alarmsaf.com



ALARM SAF

TV24, AC VIDEO/ACCESS POWER SUPPLY



TV24 series was designed to provide an economical option for systems integrators to power AC cameras and other AC video and access control equipment. Available with 4, 8 or 16 individually fuse protected outputs, product features include a master ON/OFF switch, full size terminal connections and visual AC presence indication.

MECHANICAL

- B01
– 8" x 7" x 3 "
- B02
– 12" x 12" x 4"

SPECIFICATIONS

Input Characteristics

- AC Input
 - 120 VAC \pm 10%
 - 60 Hz
 - See Table

Output Characteristics

- Typical Output Zone
 - 24 VAC
 - Total Current: Model Dependent
 - Zones fused at 3 A.

Visual Indicators

- AC Presence: Green LED

Operational Characteristics

- Operating Temperature : 0°C to 50°C
- Humidity : 85%@ 30°C

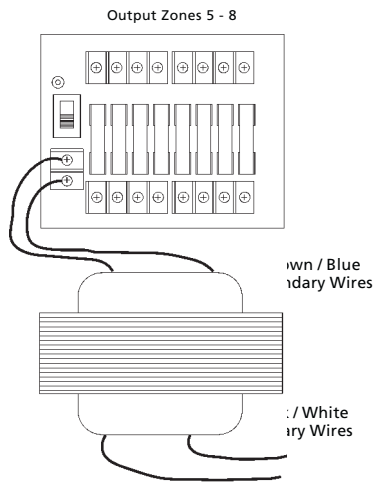
FEATURES

- Multiple Zone Outputs
- Master Power Switch
- Optional Output Capacities
- AC Presence LED
- Individually Fused Outputs
- Full Size Terminal Connections
- Key Lockable, Steel Cabinets
- Limited Lifetime Warranty

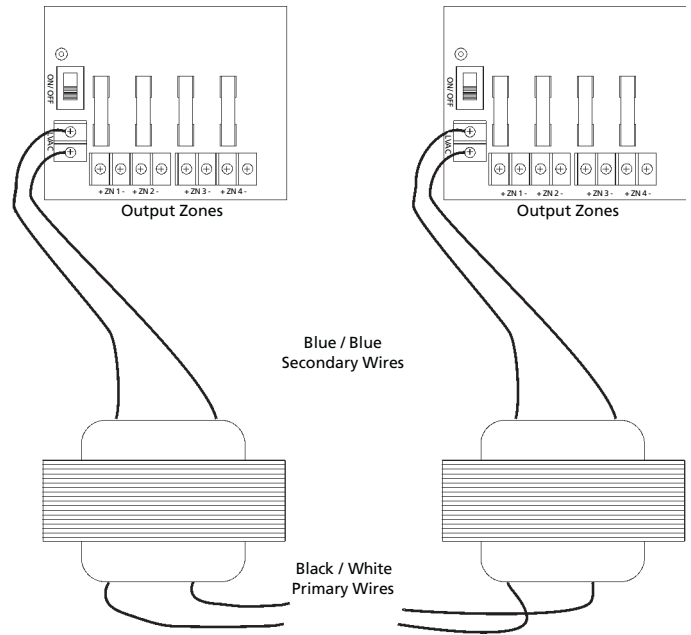
ORDER INFORMATION

Order #	Model #	Outputs	Total Output Current	VA Maximum	Input Current	Cabinet
01210	TV244	4	4 A	96	0.8	8" x 7" x 3"
01211	TV248	8	4 A	96	0.8	8" x 7" x 3"
01212	TV2416	16	8 A	192	1.6	12" x 12" x 4"

INSTALLATION



Typical Eight Zone / One Transformer



Typical Eight Zone / Two Transformer

1. Verify that Master On/Off switch is in the OFF position
2. Connect individual loads to a single pair of terminals marked ZN1 through ZN8. Terminal marked negative(-) is common.
3. Connect black and white transformer wires to 120 VAC source.
If two transformers are used, connect similar colored primary wires in parallel.
4. Switch Master On/Off switch to ON position.
5. Verify that AC Presence LED is illuminated.
6. Check individual outputs for proper operation.

Notes:

1. Individual zone current should not exceed 5 Amperes, up to the maximum output current allowed for the unit.
2. Supplied fuses are rated for 3 Amp. It is recommended that fuse rating be changed to reflect the zone load for maximum protection.
3. All installation and wiring should be done per local or national code having jurisdiction.



ALARM SAF

65A Industrial Way, Wilmington, MA 01887-3499, USA, Voice:978-658-6717, Fax:978-658-8638 www.alarmsaf.com



ALARM SAF

TV24, AC VIDEO/ACCESS POWER SUPPLY



TV24 series was designed to provide an economical option for systems integrators to power AC cameras and other AC video and access control equipment. Available with 4, 8 or 16 individually fuse protected outputs, product features include a master ON/OFF switch, full size terminal connections and visual AC presence indication.

MECHANICAL

- B01
– 8" x 7" x 3 "
- B02
– 12" x 12" x 4"

SPECIFICATIONS

Input Characteristics

- AC Input
 - 120 VAC \pm 10%
 - 60 Hz
 - See Table

Output Characteristics

- Typical Output Zone
 - 24 VAC
 - Total Current: Model Dependent
 - Zones fused at 3 A.

Visual Indicators

- AC Presence: Green LED

Operational Characteristics

- Operating Temperature : 0°C to 50°C
- Humidity : 85%@ 30°C

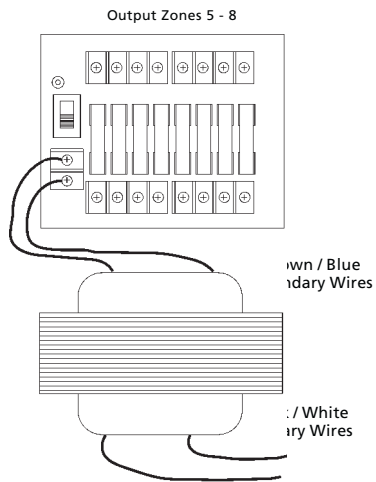
FEATURES

- Multiple Zone Outputs
- Master Power Switch
- Optional Output Capacities
- AC Presence LED
- Individually Fused Outputs
- Full Size Terminal Connections
- Key Lockable, Steel Cabinets
- Limited Lifetime Warranty

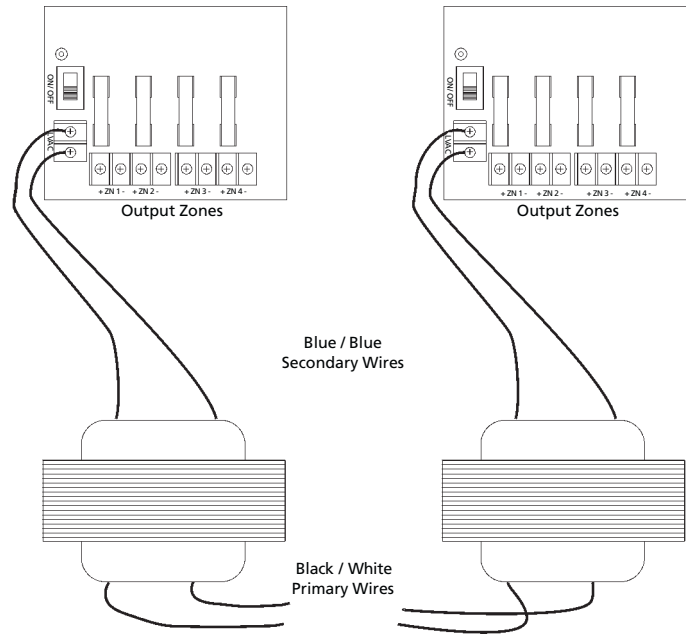
ORDER INFORMATION

Order #	Model #	Outputs	Total Output Current	VA Maximum	Input Current	Cabinet
01210	TV244	4	4 A	96	0.8	8" x 7" x 3"
01211	TV248	8	4 A	96	0.8	8" x 7" x 3"
01212	TV2416	16	8 A	192	1.6	12" x 12" x 4"

INSTALLATION



Typical Eight Zone / One Transformer



Typical Eight Zone / Two Transformer

1. Verify that Master On/Off switch is in the OFF position
2. Connect individual loads to a single pair of terminals marked ZN1 through ZN8. Terminal marked negative(-) is common.
3. Connect black and white transformer wires to 120 VAC source.
If two transformers are used, connect similar colored primary wires in parallel.
4. Switch Master On/Off switch to ON position.
5. Verify that AC Presence LED is illuminated.
6. Check individual outputs for proper operation.

Notes:

1. Individual zone current should not exceed 5 Amperes, up to the maximum output current allowed for the unit.
2. Supplied fuses are rated for 3 Amp. It is recommended that fuse rating be changed to reflect the zone load for maximum protection.
3. All installation and wiring should be done per local or national code having jurisdiction.




ALARM SAF

65A Industrial Way, Wilmington, MA 01887-3499, USA, Voice:978-658-6717, Fax:978-658-8638 www.alarmsaf.com



ALARM SAF

TV-24X-UL - 24 VAC, 4, 8 OR 16 OUTPUT CCTV CAMERA POWER SUPPLIES



24 VAC, regulated power supplies with 4, 8 or 16 fused outputs for CCTV applications in retail, health care, gaming, financial, educational and correctional facilities. Features include a master on/off switch, visual status indication and power limited outputs. Also maintains camera synchronization. UL listed to the latest release of UL 2044.

FEATURES

Features

- 4, 8 or 16 Individually Fused outputs
- Master Power Switch
- Visual AC indication
- Class 2, Power Limited
- Maintains Camera Synchronization

- Large Key Lockable Cabinet
- Limited Lifetime warranty

Listings

- UL 2044



SPECIFICATIONS

Input Specifications

- Input voltage: 120 VAC
- Input Voltage Frequency: 60 Hz

Output Specifications:

- Output Voltage: 24 VAC
- Electronically regulated and filtered output

Temperature Ratings:

- Operating Temperature : 0°C to 50°C
- Humidity : 85% @ 30°C

Visual Indication:

- AC presence: Green LED

Model Number	Input Current	# Outputs	Output Total Current	Power Limited Outputs
TV-244-UL	0.8 A	4	4 A	2 A Fuses
TV-248-UL	0.8 A	8	4 A	1 A Fuses
TV-2416-UL	1.6 A	16	8 A	1 A Fuses

APPLICATIONS

- Digital Color Cameras
- Monochrome Cameras
- Indoor/Outdoor Fixed Domes
- PTZ's

MECHANICAL

Cabinet Dimensions

- 12"H x 12"W x 4"D

ORDER INFORMATION

Order Number	Model Number	Description	Cabinet Dimensions
02030	TV-244-UL	24 VAC, 4 A, 4 Output camera power supply, UL Listed	12"H x 12"W x 4"D
02031	TV-248-UL	24 VAC, 4 A, 8 Output camera power supply, UL Listed	12"H x 12"W x 4"D
02029	TV-2416-UL	24 VAC, 8 A, 16 Output camera power supply, UL Listed	12"H x 12"W x 4"D



ALARM SAF

AC POWER SUPPLY LINE (CCTV)



The AlarmSaf UL Listed and CSA Certified, AC Power Supply is a multi-output AC power source providing 24 VAC in configurations from 4 to 48 output zones. This power limited system provides individual outputs, utilizing fuses or circuit breakers for additional overcurrent protection. Unique features include a form "C" common fault relay output per 8 zones and individual LED's to monitor AC presence and fault conditions. Usage of this product is intended for common camera power to minimize ground loops or phasing problems and controlled lock or solenoid power within access control systems.

DIMENSIONS

Cabinet Size

- B02
 - 12"H x 12"W x 4"D, 30.48cm x 30.48cm x 10.16cm
- B04
 - 15"H x 18"W x 4"D, 38.1cm x 45.72cm x 10.16cm

Cabinet Weight

- B02
 - 12 lbs., 5.4 kg max
- B04
 - 33 lbs., 15 kg. max

Cabinet Material

- B02
 - 18 Gauge Steel
- B04
 - 16 Gauge Steel

SPECIFICATIONS

Input Characteristics

- AC Input
 - 120VAC (+10% /-15%), 60Hz., Single Phase

Output Characteristics

- Voltage: 24VAC
- Current: 4 zone @ 900mA per zone
 - 8 to 48 zone @ 450mA per zone
- Overcurrent Protection—Fuse or Circuit Breaker
- Current Limiting Protection—PTC[†]

Visual Indicators

- AC Presence—Green LED
- Individual Zone Fault—Yellow LED

Fault Detection

- Conditions Reported
 - Tripped Input PTC
 - Blown/Missing Zone Protection
- Reporting Method
 - Fail-Safe Form "C" Relay Transfer
 - Contact Ratings: 1A @ 24VDC

Temperature Characteristics

- Operating Temperature Range
 - 0°C to 50°C
 - Humidity 85% @ 30°C

[†] Polyswitch Circuit Protector

FEATURES

- Master On/Off Switch
- Visual Indicators
- Fault Status Reporting
- Key Lockable Cabinet
- **LIFETIME WARRANTY** on PC Board

LISTINGS



• UL Listed, UL2044, Guide DRQH

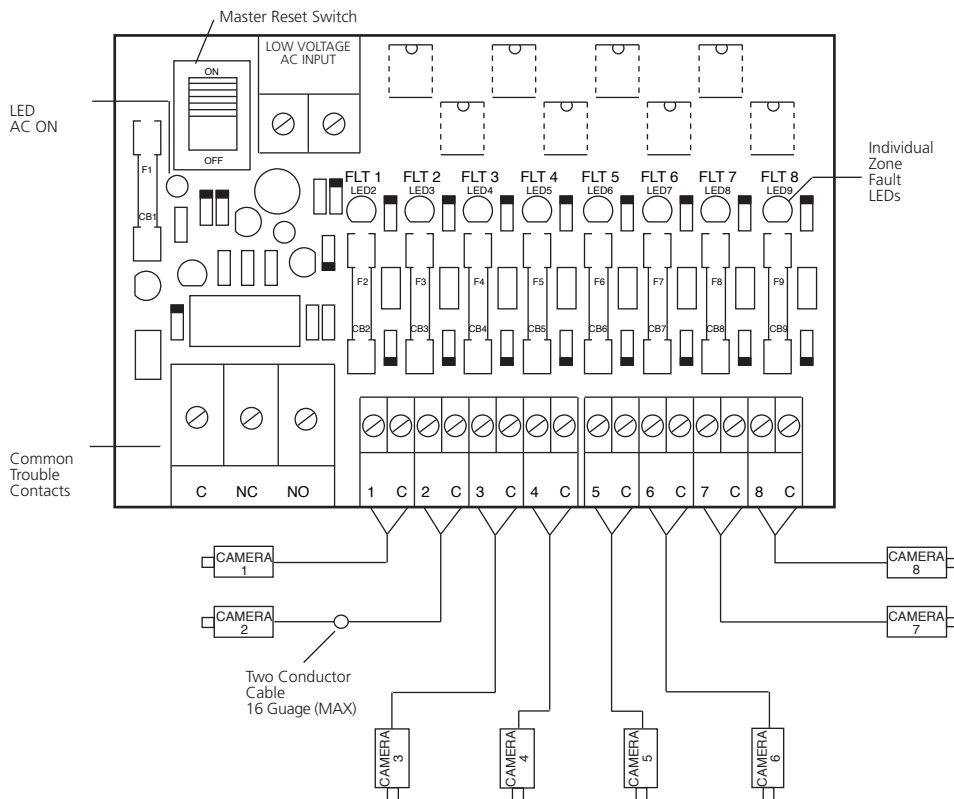


• CSA Certified, C22.2 No 107.1, #LR78083-6

ORDER INFORMATION

Order Number	Model Number	Output Voltage	# of Zones	Zone Output Current	Cabinet	# of Boards in Cabinet	Zone Protection	AC Primary Input Current
02001	TV-4-UL/CSA	24VAC	4	900mA	B02	1	2A Fuse (AGC-2)	1A
02003	TV-8-UL/CSA	24VAC	8	450mA	B02	1	1A Fuse (AGC-1)	1A
02004	TV-8CB-UL/CSA	24VAC	8	450mA	B02	1	1A Circuit Breaker	1A
02005	TV-16-UL/CSA	24VAC	16	450mA	B02	2	1A Fuse (AGC-1)	2A
02006	TV-16CB-UL/CSA	24VAC	16	450mA	B02	2	1A Circuit Breaker	2A
02007	TV-24-UL/CSA	24VAC	24	450mA	B04	3	1A Fuse (AGC-1)	3A
02008	TV-24CB-UL/CSA	24VAC	24	450mA	B04	3	1A Circuit Breaker	3A
02009	TV-32-UL/CSA	24VAC	32	450mA	B04	4	1A Fuse (AGC-1)	4A
02010	TV-32CB-UL/CSA	24VAC	32	450mA	B04	4	1A Circuit Breaker	4A
02011	TV-40-UL/CSA	24VAC	40	450mA	B04	5	1A Fuse (AGC-1)	5A
02012	TV-40CB-UL/CSA	24VAC	40	450mA	B04	5	1A Circuit Breaker	5A
02013	TV-48-UL/CSA	24VAC	48	450mA	B04	6	1A Fuse (AGC-1)	6A
02014	TV-48CB-UL/CSA	24VAC	48	450mA	B04	6	1A Circuit Breaker	6A

TYPICAL HOOKUP



NOTES: for typical hookup, units with greater than 16 zones use multiple boards

- For cabinet mounting information, obtain Cabinet Bulletin
- Each Output is: 450mA @ 24VAC (8 outputs)
900mA @ 24VAC (4 outputs)
- Trouble Relay is Form "C" Common Fault; Fail-Safe Operation
- Relay contacts are rated: 1A @ 24VDC
- Individual zone fault indication



ALARM SAF

65A Industrial Way, Wilmington, MA 01887-3499, USA, Voice:978-658-6717, Fax:978-658-8638 www.alarmsaf.com



ALARM SAF

AC POWER SUPPLY LINE (CCTV)



The AlarmSaf UL Listed and CSA Certified, AC Power Supply is a multi-output AC power source providing 24 VAC in configurations from 4 to 48 output zones. This power limited system provides individual outputs, utilizing fuses or circuit breakers for additional overcurrent protection. Unique features include a form "C" common fault relay output per 8 zones and individual LED's to monitor AC presence and fault conditions. Usage of this product is intended for common camera power to minimize ground loops or phasing problems and controlled lock or solenoid power within access control systems.

DIMENSIONS

Cabinet Size

- B02
 - 12"H x 12"W x 4"D, 30.48cm x 30.48cm x 10.16cm
- B04
 - 15"H x 18"W x 4"D, 38.1cm x 45.72cm x 10.16cm

Cabinet Weight

- B02
 - 12 lbs., 5.4 kg max
- B04
 - 33 lbs., 15 kg. max

Cabinet Material

- B02
 - 18 Gauge Steel
- B04
 - 16 Gauge Steel

SPECIFICATIONS

Input Characteristics

- AC Input
 - 120VAC (+10% /-15%), 60Hz., Single Phase

Output Characteristics

- Voltage: 24VAC
- Current: 4 zone @ 900mA per zone
 - 8 to 48 zone @ 450mA per zone
- Overcurrent Protection—Fuse or Circuit Breaker
- Current Limiting Protection—PTC[†]

Visual Indicators

- AC Presence—Green LED
- Individual Zone Fault—Yellow LED

Fault Detection

- Conditions Reported
 - Tripped Input PTC
 - Blown/Missing Zone Protection
- Reporting Method
 - Fail-Safe Form "C" Relay Transfer
 - Contact Ratings: 1A @ 24VDC

Temperature Characteristics

- Operating Temperature Range
 - 0°C to 50°C
 - Humidity 85% @ 30°C

[†] Polyswitch Circuit Protector

FEATURES

- Master On/Off Switch
- Visual Indicators
- Fault Status Reporting
- Key Lockable Cabinet
- **LIFETIME WARRANTY** on PC Board

LISTINGS



• UL Listed, UL2044, Guide DRQH

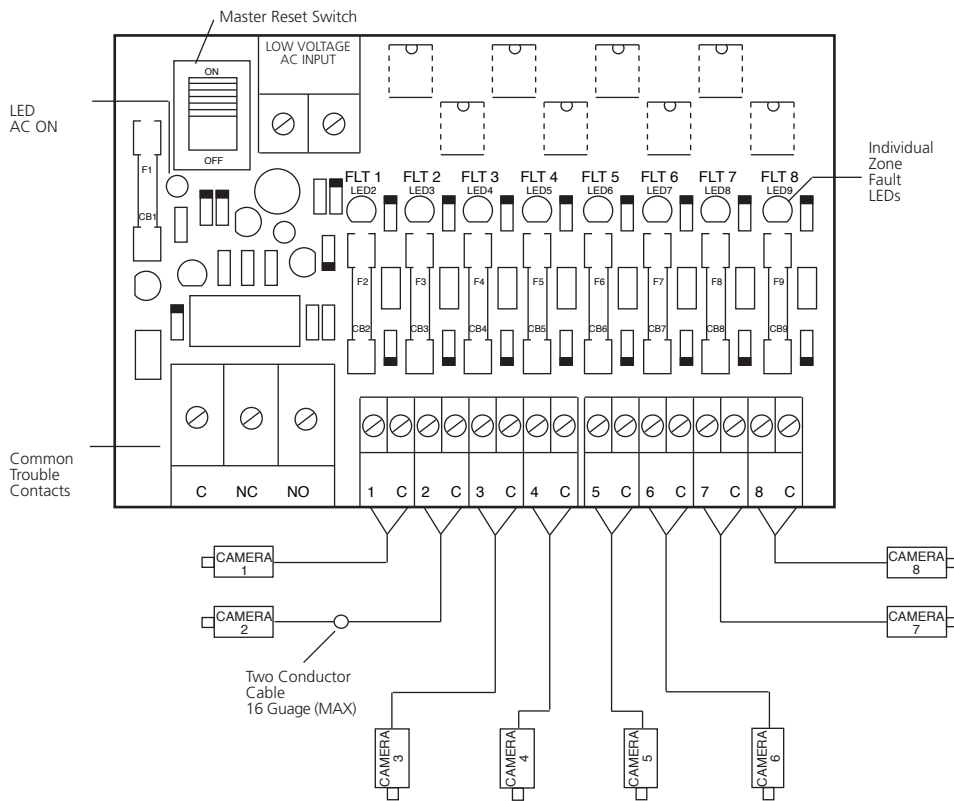


• CSA Certified, C22.2 No 107.1, #LR78083-6

ORDER INFORMATION

Order Number	Model Number	Output Voltage	# of Zones	Zone Output Current	Cabinet	# of Boards in Cabinet	Zone Protection	AC Primary Input Current
02001	TV-4-UL/CSA	24VAC	4	900mA	B02	1	2A Fuse (AGC-2)	1A
02003	TV-8-UL/CSA	24VAC	8	450mA	B02	1	1A Fuse (AGC-1)	1A
02004	TV-8CB-UL/CSA	24VAC	8	450mA	B02	1	1A Circuit Breaker	1A
02005	TV-16-UL/CSA	24VAC	16	450mA	B02	2	1A Fuse (AGC-1)	2A
02006	TV-16CB-UL/CSA	24VAC	16	450mA	B02	2	1A Circuit Breaker	2A
02007	TV-24-UL/CSA	24VAC	24	450mA	B04	3	1A Fuse (AGC-1)	3A
02008	TV-24CB-UL/CSA	24VAC	24	450mA	B04	3	1A Circuit Breaker	3A
02009	TV-32-UL/CSA	24VAC	32	450mA	B04	4	1A Fuse (AGC-1)	4A
02010	TV-32CB-UL/CSA	24VAC	32	450mA	B04	4	1A Circuit Breaker	4A
02011	TV-40-UL/CSA	24VAC	40	450mA	B04	5	1A Fuse (AGC-1)	5A
02012	TV-40CB-UL/CSA	24VAC	40	450mA	B04	5	1A Circuit Breaker	5A
02013	TV-48-UL/CSA	24VAC	48	450mA	B04	6	1A Fuse (AGC-1)	6A
02014	TV-48CB-UL/CSA	24VAC	48	450mA	B04	6	1A Circuit Breaker	6A

TYPICAL HOOKUP



NOTES: for typical hookup, units with greater than 16 zones use multiple boards

- For cabinet mounting information, obtain Cabinet Bulletin
- Each Output is: 450mA @ 24VAC (8 outputs)
900mA @ 24VAC (4 outputs)
- Trouble Relay is Form "C" Common Fault; Fail-Safe Operation
- Relay contacts are rated: 1A @ 24VDC
- Individual zone fault indication



ALARM SAF

65A Industrial Way, Wilmington, MA 01887-3499, USA, Voice:978-658-6717, Fax:978-658-8638 www.alarmsaf.com



ALARM SAF

AC POWER SUPPLY LINE (CCTV)



The AlarmSaf UL Listed and CSA Certified, AC Power Supply is a multi-output AC power source providing 24 VAC in configurations from 4 to 48 output zones. This power limited system provides individual outputs, utilizing fuses or circuit breakers for additional overcurrent protection. Unique features include a form "C" common fault relay output per 8 zones and individual LED's to monitor AC presence and fault conditions. Usage of this product is intended for common camera power to minimize ground loops or phasing problems and controlled lock or solenoid power within access control systems.

DIMENSIONS

Cabinet Size

- B02
 - 12"H x 12"W x 4"D, 30.48cm x 30.48cm x 10.16cm
- B04
 - 15"H x 18"W x 4"D, 38.1cm x 45.72cm x 10.16cm

Cabinet Weight

- B02
 - 12 lbs., 5.4 kg max
- B04
 - 33 lbs., 15 kg. max

Cabinet Material

- B02
 - 18 Gauge Steel
- B04
 - 16 Gauge Steel

SPECIFICATIONS

Input Characteristics

- AC Input
 - 120VAC (+10% /-15%), 60Hz., Single Phase

Output Characteristics

- Voltage: 24VAC
- Current: 4 zone @ 900mA per zone
 - 8 to 48 zone @ 450mA per zone
- Overcurrent Protection—Fuse or Circuit Breaker
- Current Limiting Protection—PTC[†]

Visual Indicators

- AC Presence—Green LED
- Individual Zone Fault—Yellow LED

Fault Detection

- Conditions Reported
 - Tripped Input PTC
 - Blown/Missing Zone Protection
- Reporting Method
 - Fail-Safe Form "C" Relay Transfer
 - Contact Ratings: 1A @ 24VDC

Temperature Characteristics

- Operating Temperature Range
 - 0°C to 50°C
 - Humidity 85% @ 30°C

[†] Polyswitch Circuit Protector

FEATURES

- Master On/Off Switch
- Visual Indicators
- Fault Status Reporting
- Key Lockable Cabinet
- **LIFETIME WARRANTY** on PC Board

LISTINGS



• UL Listed, UL2044, Guide DRQH

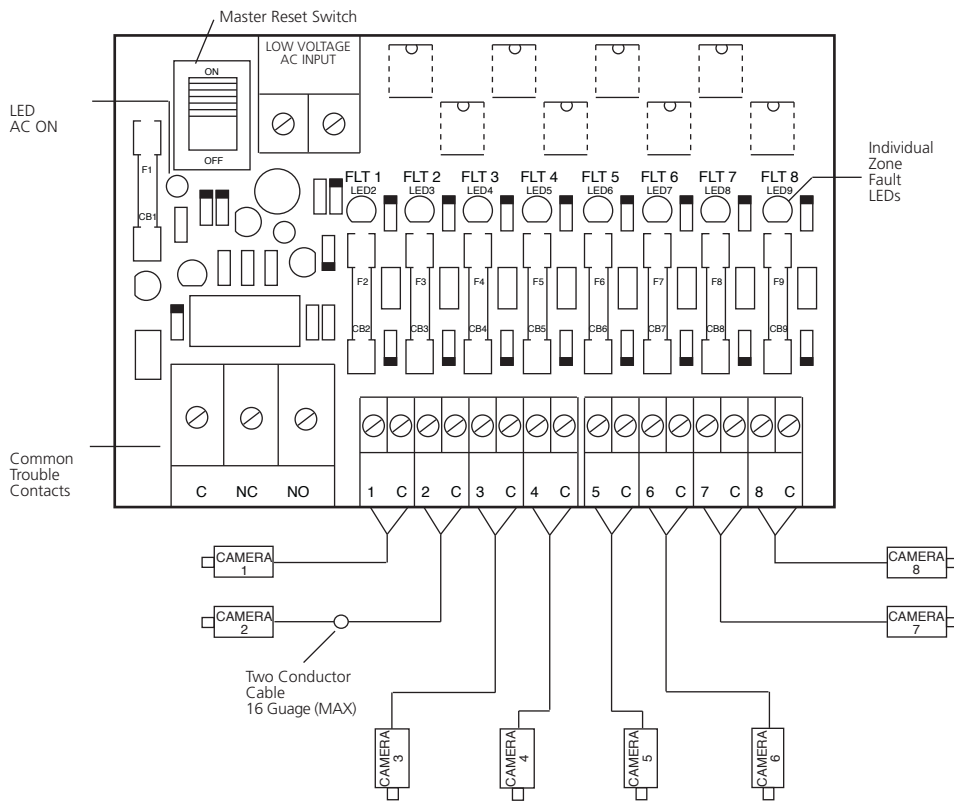


• CSA Certified, C22.2 No 107.1, #LR78083-6

ORDER INFORMATION

Order Number	Model Number	Output Voltage	# of Zones	Zone Output Current	Cabinet	# of Boards in Cabinet	Zone Protection	AC Primary Input Current
02001	TV-4-UL/CSA	24VAC	4	900mA	B02	1	2A Fuse (AGC-2)	1A
02003	TV-8-UL/CSA	24VAC	8	450mA	B02	1	1A Fuse (AGC-1)	1A
02004	TV-8CB-UL/CSA	24VAC	8	450mA	B02	1	1A Circuit Breaker	1A
02005	TV-16-UL/CSA	24VAC	16	450mA	B02	2	1A Fuse (AGC-1)	2A
02006	TV-16CB-UL/CSA	24VAC	16	450mA	B02	2	1A Circuit Breaker	2A
02007	TV-24-UL/CSA	24VAC	24	450mA	B04	3	1A Fuse (AGC-1)	3A
02008	TV-24CB-UL/CSA	24VAC	24	450mA	B04	3	1A Circuit Breaker	3A
02009	TV-32-UL/CSA	24VAC	32	450mA	B04	4	1A Fuse (AGC-1)	4A
02010	TV-32CB-UL/CSA	24VAC	32	450mA	B04	4	1A Circuit Breaker	4A
02011	TV-40-UL/CSA	24VAC	40	450mA	B04	5	1A Fuse (AGC-1)	5A
02012	TV-40CB-UL/CSA	24VAC	40	450mA	B04	5	1A Circuit Breaker	5A
02013	TV-48-UL/CSA	24VAC	48	450mA	B04	6	1A Fuse (AGC-1)	6A
02014	TV-48CB-UL/CSA	24VAC	48	450mA	B04	6	1A Circuit Breaker	6A

TYPICAL HOOKUP



NOTES: for typical hookup, units with greater than 16 zones use multiple boards

- For cabinet mounting information, obtain Cabinet Bulletin
- Each Output is: 450mA @ 24VAC (8 outputs)
900mA @ 24VAC (4 outputs)
- Trouble Relay is Form "C" Common Fault; Fail-Safe Operation
- Relay contacts are rated: 1A @ 24VDC
- Individual zone fault indication



ALARM SAF

65A Industrial Way, Wilmington, MA 01887-3499, USA, Voice:978-658-6717, Fax:978-658-8638 www.alarmsaf.com



ALARM SAF

AC POWER SUPPLY LINE (CCTV)



The AlarmSaf UL Listed and CSA Certified, AC Power Supply is a multi-output AC power source providing 24 VAC in configurations from 4 to 48 output zones. This power limited system provides individual outputs, utilizing fuses or circuit breakers for additional overcurrent protection. Unique features include a form "C" common fault relay output per 8 zones and individual LED's to monitor AC presence and fault conditions. Usage of this product is intended for common camera power to minimize ground loops or phasing problems and controlled lock or solenoid power within access control systems.

DIMENSIONS

Cabinet Size

- B02
 - 12"H x 12"W x 4"D, 30.48cm x 30.48cm x 10.16cm
- B04
 - 15"H x 18"W x 4"D, 38.1cm x 45.72cm x 10.16cm

Cabinet Weight

- B02
 - 12 lbs., 5.4 kg max
- B04
 - 33 lbs., 15 kg. max

Cabinet Material

- B02
 - 18 Gauge Steel
- B04
 - 16 Gauge Steel

SPECIFICATIONS

Input Characteristics

- AC Input
 - 120VAC (+10% /-15%), 60Hz., Single Phase

Output Characteristics

- Voltage: 24VAC
- Current: 4 zone @ 900mA per zone
 - 8 to 48 zone @ 450mA per zone
- Overcurrent Protection—Fuse or Circuit Breaker
- Current Limiting Protection—PTC[†]

Visual Indicators

- AC Presence—Green LED
- Individual Zone Fault—Yellow LED

Fault Detection

- Conditions Reported
 - Tripped Input PTC
 - Blown/Missing Zone Protection
- Reporting Method
 - Fail-Safe Form "C" Relay Transfer
 - Contact Ratings: 1A @ 24VDC

Temperature Characteristics

- Operating Temperature Range
 - 0°C to 50°C
 - Humidity 85% @ 30°C

[†] Polyswitch Circuit Protector

FEATURES

- Master On/Off Switch
- Visual Indicators
- Fault Status Reporting
- Key Lockable Cabinet
- **LIFETIME WARRANTY** on PC Board

LISTINGS



• UL Listed, UL2044, Guide DRQH

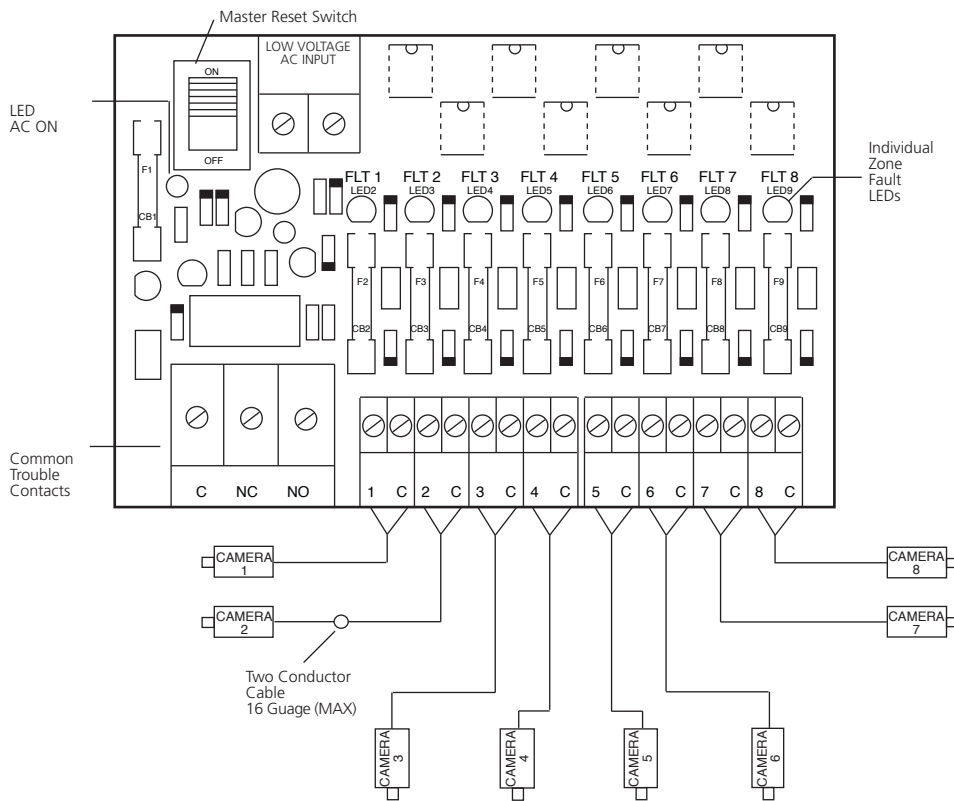


• CSA Certified, C22.2 No 107.1, #LR78083-6

ORDER INFORMATION

Order Number	Model Number	Output Voltage	# of Zones	Zone Output Current	Cabinet	# of Boards in Cabinet	Zone Protection	AC Primary Input Current
02001	TV-4-UL/CSA	24VAC	4	900mA	B02	1	2A Fuse (AGC-2)	1A
02003	TV-8-UL/CSA	24VAC	8	450mA	B02	1	1A Fuse (AGC-1)	1A
02004	TV-8CB-UL/CSA	24VAC	8	450mA	B02	1	1A Circuit Breaker	1A
02005	TV-16-UL/CSA	24VAC	16	450mA	B02	2	1A Fuse (AGC-1)	2A
02006	TV-16CB-UL/CSA	24VAC	16	450mA	B02	2	1A Circuit Breaker	2A
02007	TV-24-UL/CSA	24VAC	24	450mA	B04	3	1A Fuse (AGC-1)	3A
02008	TV-24CB-UL/CSA	24VAC	24	450mA	B04	3	1A Circuit Breaker	3A
02009	TV-32-UL/CSA	24VAC	32	450mA	B04	4	1A Fuse (AGC-1)	4A
02010	TV-32CB-UL/CSA	24VAC	32	450mA	B04	4	1A Circuit Breaker	4A
02011	TV-40-UL/CSA	24VAC	40	450mA	B04	5	1A Fuse (AGC-1)	5A
02012	TV-40CB-UL/CSA	24VAC	40	450mA	B04	5	1A Circuit Breaker	5A
02013	TV-48-UL/CSA	24VAC	48	450mA	B04	6	1A Fuse (AGC-1)	6A
02014	TV-48CB-UL/CSA	24VAC	48	450mA	B04	6	1A Circuit Breaker	6A

TYPICAL HOOKUP



NOTES: for typical hookup, units with greater than 16 zones use multiple boards

- For cabinet mounting information, obtain Cabinet Bulletin
- Each Output is: 450mA @ 24VAC (8 outputs)
900mA @ 24VAC (4 outputs)
- Trouble Relay is Form "C" Common Fault; Fail-Safe Operation
- Relay contacts are rated: 1A @ 24VDC
- Individual zone fault indication



ALARM SAF

65A Industrial Way, Wilmington, MA 01887-3499, USA, Voice:978-658-6717, Fax:978-658-8638 www.alarmsaf.com



ALARM SAF

AC POWER SUPPLY LINE (CCTV)



The AlarmSaf UL Listed and CSA Certified, AC Power Supply is a multi-output AC power source providing 24 VAC in configurations from 4 to 48 output zones. This power limited system provides individual outputs, utilizing fuses or circuit breakers for additional overcurrent protection. Unique features include a form "C" common fault relay output per 8 zones and individual LED's to monitor AC presence and fault conditions. Usage of this product is intended for common camera power to minimize ground loops or phasing problems and controlled lock or solenoid power within access control systems.

DIMENSIONS

Cabinet Size

- B02
 - 12"H x 12"W x 4"D, 30.48cm x 30.48cm x 10.16cm
- B04
 - 15"H x 18"W x 4"D, 38.1cm x 45.72cm x 10.16cm

Cabinet Weight

- B02
 - 12 lbs., 5.4 kg max
- B04
 - 33 lbs., 15 kg. max

Cabinet Material

- B02
 - 18 Gauge Steel
- B04
 - 16 Gauge Steel

SPECIFICATIONS

Input Characteristics

- AC Input
 - 120VAC (+10% /-15%), 60Hz., Single Phase

Output Characteristics

- Voltage: 24VAC
- Current: 4 zone @ 900mA per zone
 - 8 to 48 zone @ 450mA per zone
- Overcurrent Protection—Fuse or Circuit Breaker
- Current Limiting Protection—PTC[†]

Visual Indicators

- AC Presence—Green LED
- Individual Zone Fault—Yellow LED

Fault Detection

- Conditions Reported
 - Tripped Input PTC
 - Blown/Missing Zone Protection
- Reporting Method
 - Fail-Safe Form "C" Relay Transfer
 - Contact Ratings: 1A @ 24VDC

Temperature Characteristics

- Operating Temperature Range
 - 0°C to 50°C
 - Humidity 85% @ 30°C

[†] Polyswitch Circuit Protector

FEATURES

- Master On/Off Switch
- Visual Indicators
- Fault Status Reporting
- Key Lockable Cabinet
- **LIFETIME WARRANTY** on PC Board

LISTINGS



• UL Listed, UL2044, Guide DRQH

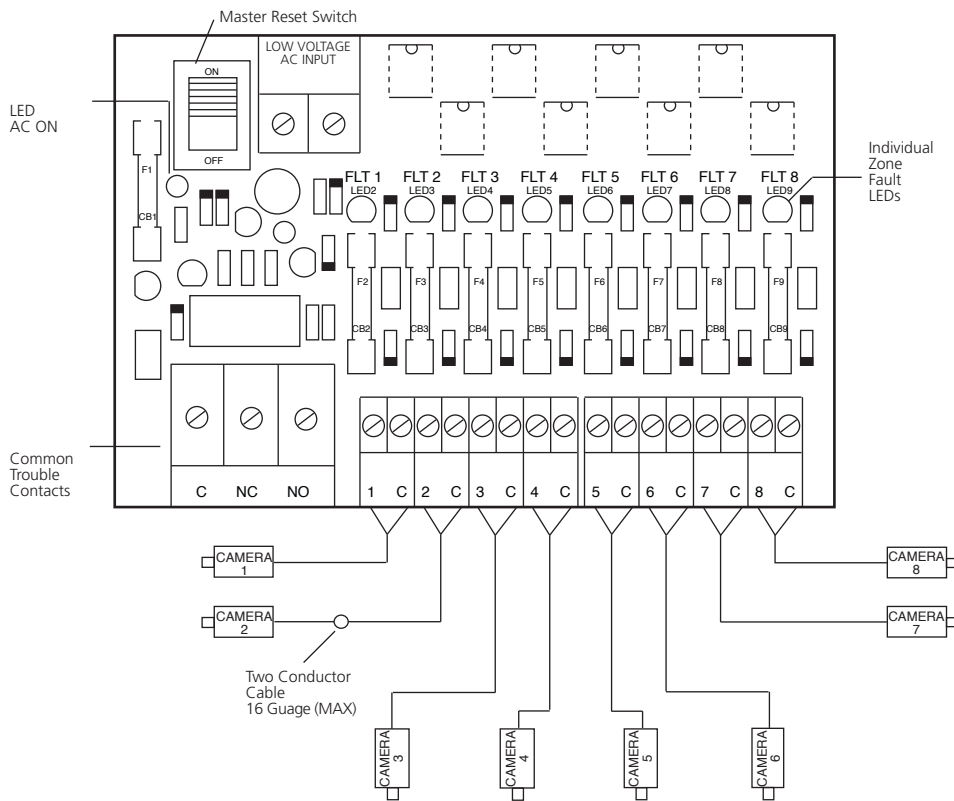


• CSA Certified, C22.2 No 107.1, #LR78083-6

ORDER INFORMATION

Order Number	Model Number	Output Voltage	# of Zones	Zone Output Current	Cabinet	# of Boards in Cabinet	Zone Protection	AC Primary Input Current
02001	TV-4-UL/CSA	24VAC	4	900mA	B02	1	2A Fuse (AGC-2)	1A
02003	TV-8-UL/CSA	24VAC	8	450mA	B02	1	1A Fuse (AGC-1)	1A
02004	TV-8CB-UL/CSA	24VAC	8	450mA	B02	1	1A Circuit Breaker	1A
02005	TV-16-UL/CSA	24VAC	16	450mA	B02	2	1A Fuse (AGC-1)	2A
02006	TV-16CB-UL/CSA	24VAC	16	450mA	B02	2	1A Circuit Breaker	2A
02007	TV-24-UL/CSA	24VAC	24	450mA	B04	3	1A Fuse (AGC-1)	3A
02008	TV-24CB-UL/CSA	24VAC	24	450mA	B04	3	1A Circuit Breaker	3A
02009	TV-32-UL/CSA	24VAC	32	450mA	B04	4	1A Fuse (AGC-1)	4A
02010	TV-32CB-UL/CSA	24VAC	32	450mA	B04	4	1A Circuit Breaker	4A
02011	TV-40-UL/CSA	24VAC	40	450mA	B04	5	1A Fuse (AGC-1)	5A
02012	TV-40CB-UL/CSA	24VAC	40	450mA	B04	5	1A Circuit Breaker	5A
02013	TV-48-UL/CSA	24VAC	48	450mA	B04	6	1A Fuse (AGC-1)	6A
02014	TV-48CB-UL/CSA	24VAC	48	450mA	B04	6	1A Circuit Breaker	6A

TYPICAL HOOKUP



NOTES: for typical hookup, units with greater than 16 zones use multiple boards

- For cabinet mounting information, obtain Cabinet Bulletin
- Each Output is: 450mA @ 24VAC (8 outputs)
900mA @ 24VAC (4 outputs)
- Trouble Relay is Form "C" Common Fault; Fail-Safe Operation
- Relay contacts are rated: 1A @ 24VDC
- Individual zone fault indication



ALARM SAF

65A Industrial Way, Wilmington, MA 01887-3499, USA, Voice:978-658-6717, Fax:978-658-8638 www.alarmsaf.com



ALARM SAF

AC POWER SUPPLY LINE (CCTV)



The AlarmSaf UL Listed and CSA Certified, AC Power Supply is a multi-output AC power source providing 24 VAC in configurations from 4 to 48 output zones. This power limited system provides individual outputs, utilizing fuses or circuit breakers for additional overcurrent protection. Unique features include a form "C" common fault relay output per 8 zones and individual LED's to monitor AC presence and fault conditions. Usage of this product is intended for common camera power to minimize ground loops or phasing problems and controlled lock or solenoid power within access control systems.

DIMENSIONS

Cabinet Size

- B02
 - 12"H x 12"W x 4"D, 30.48cm x 30.48cm x 10.16cm
- B04
 - 15"H x 18"W x 4"D, 38.1cm x 45.72cm x 10.16cm

Cabinet Weight

- B02
 - 12 lbs., 5.4 kg max
- B04
 - 33 lbs., 15 kg. max

Cabinet Material

- B02
 - 18 Gauge Steel
- B04
 - 16 Gauge Steel

SPECIFICATIONS

Input Characteristics

- AC Input
 - 120VAC (+10% /-15%), 60Hz., Single Phase

Output Characteristics

- Voltage: 24VAC
- Current: 4 zone @ 900mA per zone
 - 8 to 48 zone @ 450mA per zone
- Overcurrent Protection—Fuse or Circuit Breaker
- Current Limiting Protection—PTC[†]

Visual Indicators

- AC Presence—Green LED
- Individual Zone Fault—Yellow LED

Fault Detection

- Conditions Reported
 - Tripped Input PTC
 - Blown/Missing Zone Protection
- Reporting Method
 - Fail-Safe Form "C" Relay Transfer
 - Contact Ratings: 1A @ 24VDC

Temperature Characteristics

- Operating Temperature Range
 - 0°C to 50°C
 - Humidity 85% @ 30°C

[†] Polyswitch Circuit Protector

FEATURES

- Master On/Off Switch
- Visual Indicators
- Fault Status Reporting
- Key Lockable Cabinet
- **LIFETIME WARRANTY** on PC Board

LISTINGS



• UL Listed, UL2044, Guide DRQH

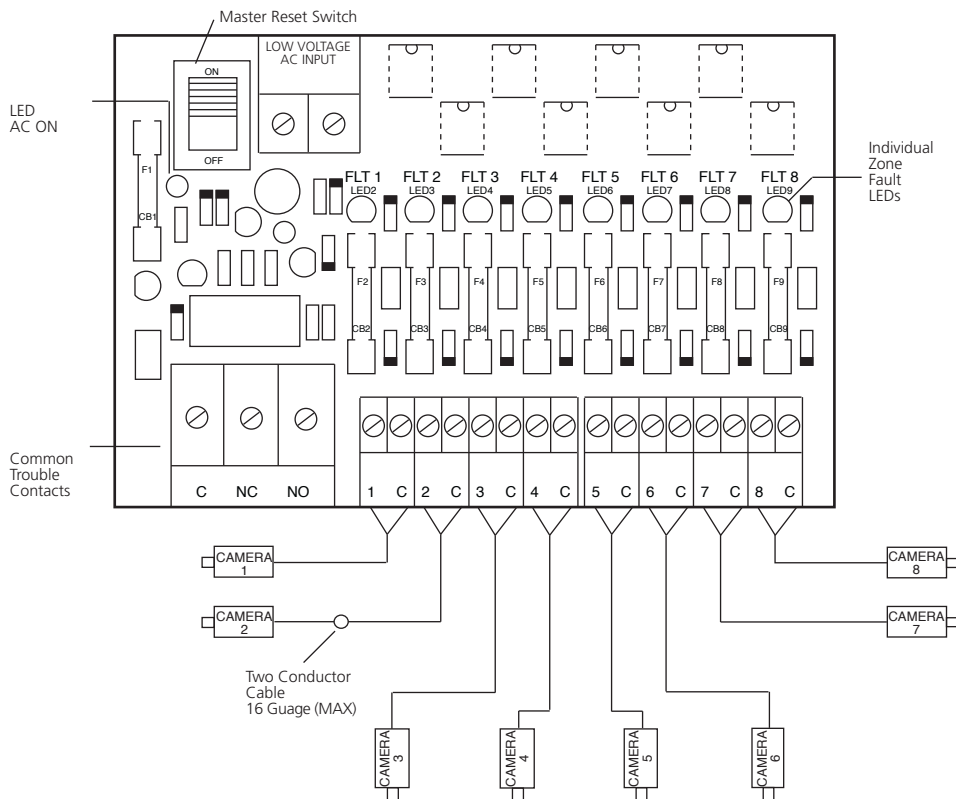


• CSA Certified, C22.2 No 107.1, #LR78083-6

ORDER INFORMATION

Order Number	Model Number	Output Voltage	# of Zones	Zone Output Current	Cabinet	# of Boards in Cabinet	Zone Protection	AC Primary Input Current
02001	TV-4-UL/CSA	24VAC	4	900mA	B02	1	2A Fuse (AGC-2)	1A
02003	TV-8-UL/CSA	24VAC	8	450mA	B02	1	1A Fuse (AGC-1)	1A
02004	TV-8CB-UL/CSA	24VAC	8	450mA	B02	1	1A Circuit Breaker	1A
02005	TV-16-UL/CSA	24VAC	16	450mA	B02	2	1A Fuse (AGC-1)	2A
02006	TV-16CB-UL/CSA	24VAC	16	450mA	B02	2	1A Circuit Breaker	2A
02007	TV-24-UL/CSA	24VAC	24	450mA	B04	3	1A Fuse (AGC-1)	3A
02008	TV-24CB-UL/CSA	24VAC	24	450mA	B04	3	1A Circuit Breaker	3A
02009	TV-32-UL/CSA	24VAC	32	450mA	B04	4	1A Fuse (AGC-1)	4A
02010	TV-32CB-UL/CSA	24VAC	32	450mA	B04	4	1A Circuit Breaker	4A
02011	TV-40-UL/CSA	24VAC	40	450mA	B04	5	1A Fuse (AGC-1)	5A
02012	TV-40CB-UL/CSA	24VAC	40	450mA	B04	5	1A Circuit Breaker	5A
02013	TV-48-UL/CSA	24VAC	48	450mA	B04	6	1A Fuse (AGC-1)	6A
02014	TV-48CB-UL/CSA	24VAC	48	450mA	B04	6	1A Circuit Breaker	6A

TYPICAL HOOKUP



NOTES: for typical hookup, units with greater than 16 zones use multiple boards

- For cabinet mounting information, obtain Cabinet Bulletin
- Each Output is: 450mA @ 24VAC (8 outputs)
900mA @ 24VAC (4 outputs)
- Trouble Relay is Form "C" Common Fault; Fail-Safe Operation
- Relay contacts are rated: 1A @ 24VDC
- Individual zone fault indication



ALARM SAF

65A Industrial Way, Wilmington, MA 01887-3499, USA, Voice:978-658-6717, Fax:978-658-8638 www.alarmsaf.com



ALARM SAF

AC POWER SUPPLY LINE (CCTV)



The AlarmSaf UL Listed and CSA Certified, AC Power Supply is a multi-output AC power source providing 24 VAC in configurations from 4 to 48 output zones. This power limited system provides individual outputs, utilizing fuses or circuit breakers for additional overcurrent protection. Unique features include a form "C" common fault relay output per 8 zones and individual LED's to monitor AC presence and fault conditions. Usage of this product is intended for common camera power to minimize ground loops or phasing problems and controlled lock or solenoid power within access control systems.

DIMENSIONS

Cabinet Size

- B02
 - 12"H x 12"W x 4"D, 30.48cm x 30.48cm x 10.16cm
- B04
 - 15"H x 18"W x 4"D, 38.1cm x 45.72cm x 10.16cm

Cabinet Weight

- B02
 - 12 lbs., 5.4 kg max
- B04
 - 33 lbs., 15 kg. max

Cabinet Material

- B02
 - 18 Gauge Steel
- B04
 - 16 Gauge Steel

SPECIFICATIONS

Input Characteristics

- AC Input
 - 120VAC (+10% /-15%), 60Hz., Single Phase

Output Characteristics

- Voltage: 24VAC
- Current: 4 zone @ 900mA per zone
 - 8 to 48 zone @ 450mA per zone
- Overcurrent Protection—Fuse or Circuit Breaker
- Current Limiting Protection—PTC[†]

Visual Indicators

- AC Presence—Green LED
- Individual Zone Fault—Yellow LED

Fault Detection

- Conditions Reported
 - Tripped Input PTC
 - Blown/Missing Zone Protection
- Reporting Method
 - Fail-Safe Form "C" Relay Transfer
 - Contact Ratings: 1A @ 24VDC

Temperature Characteristics

- Operating Temperature Range
 - 0°C to 50°C
 - Humidity 85% @ 30°C

[†] Polyswitch Circuit Protector

FEATURES

- Master On/Off Switch
- Visual Indicators
- Fault Status Reporting
- Key Lockable Cabinet
- **LIFETIME WARRANTY** on PC Board

LISTINGS



• UL Listed, UL2044, Guide DRQH

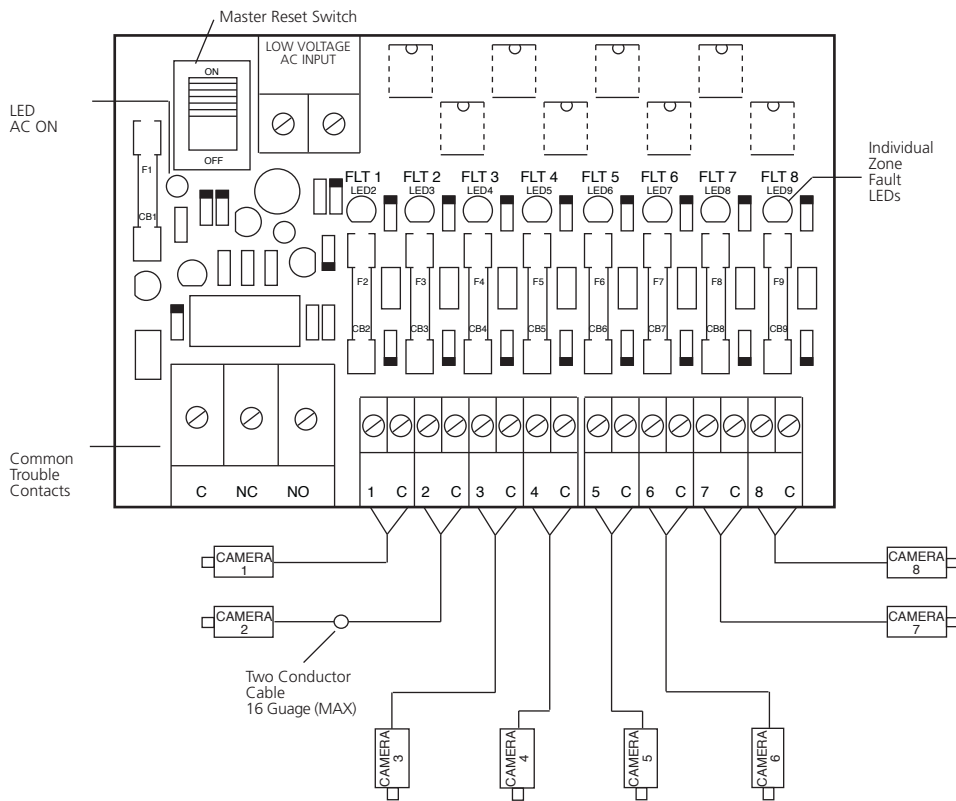


• CSA Certified, C22.2 No 107.1, #LR78083-6

ORDER INFORMATION

Order Number	Model Number	Output Voltage	# of Zones	Zone Output Current	Cabinet	# of Boards in Cabinet	Zone Protection	AC Primary Input Current
02001	TV-4-UL/CSA	24VAC	4	900mA	B02	1	2A Fuse (AGC-2)	1A
02003	TV-8-UL/CSA	24VAC	8	450mA	B02	1	1A Fuse (AGC-1)	1A
02004	TV-8CB-UL/CSA	24VAC	8	450mA	B02	1	1A Circuit Breaker	1A
02005	TV-16-UL/CSA	24VAC	16	450mA	B02	2	1A Fuse (AGC-1)	2A
02006	TV-16CB-UL/CSA	24VAC	16	450mA	B02	2	1A Circuit Breaker	2A
02007	TV-24-UL/CSA	24VAC	24	450mA	B04	3	1A Fuse (AGC-1)	3A
02008	TV-24CB-UL/CSA	24VAC	24	450mA	B04	3	1A Circuit Breaker	3A
02009	TV-32-UL/CSA	24VAC	32	450mA	B04	4	1A Fuse (AGC-1)	4A
02010	TV-32CB-UL/CSA	24VAC	32	450mA	B04	4	1A Circuit Breaker	4A
02011	TV-40-UL/CSA	24VAC	40	450mA	B04	5	1A Fuse (AGC-1)	5A
02012	TV-40CB-UL/CSA	24VAC	40	450mA	B04	5	1A Circuit Breaker	5A
02013	TV-48-UL/CSA	24VAC	48	450mA	B04	6	1A Fuse (AGC-1)	6A
02014	TV-48CB-UL/CSA	24VAC	48	450mA	B04	6	1A Circuit Breaker	6A

TYPICAL HOOKUP



NOTES: for typical hookup, units with greater than 16 zones use multiple boards

- For cabinet mounting information, obtain Cabinet Bulletin
- Each Output is: 450mA @ 24VAC (8 outputs)
900mA @ 24VAC (4 outputs)
- Trouble Relay is Form "C" Common Fault; Fail-Safe Operation
- Relay contacts are rated: 1A @ 24VDC
- Individual zone fault indication



ALARM SAF

65A Industrial Way, Wilmington, MA 01887-3499, USA, Voice:978-658-6717, Fax:978-658-8638 www.alarmsaf.com



TVDC Multi-Zone Power Supply 9 - 24 VDC; 4 to 16 Zones; 2, 4 or 6 Amp.

The AlarmSaf TVDC family of cabinet level products is designed to supply DC power through a fused distribution board for cameras and electromechanical locks. The output voltage is field adjustable from 9 - 24 VDC .

The unit is available in four or eight zone increments at current levels from two to six Amperes.

Cabinet level units are supplied with UL and CSA Recognized transformer.

MECHANICAL

Cabinet Size

- B01 – 8" x 7" x 3"
- B02 – 12" x 12" x 4"

SPECIFICATIONS

Input Characteristics

- AC Input
 - 120 VAC +/- 10%, 60 Hz
 - 1 Amp. Max

Output Characteristics (Typical Zone)

- 9 - 24 VDC
- Fused at 1 Ampere
- Maximum Total Current, 2, 4 or 6 Ampere (See Chart)

Visual Indicators

- AC Presence Green LED

Operational Characteristics

- Operating Temperature : 0°C to 50°C
- Humidity : 85% @ 30°C

FEATURES

- Multiple Zone Outputs
- 9 to 24 Volt, Field Adjustable
- Load Regulation @ 12 VDC < 1%
- Line Regulation @ 12 VDC < 5%
- Individually Fused Outputs
- Optional Output Capacities
- AC Presence LED
- Full size Terminal Connections
- Key Lockable, Steel Cabinets

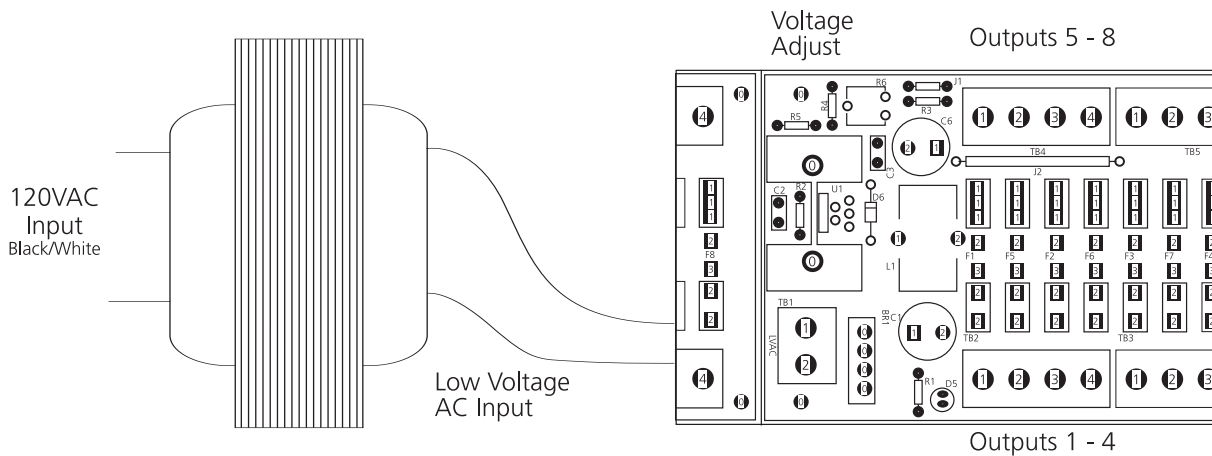
ORDER INFORMATION

Order #	Model #	Output Voltage	Max Output Current	# of Output Zones ¹	Cabinet
SYSTEM LEVEL					
01217	TVDC-1624	9 to 16 VDC	2 A	4	8" x 7" x 3"
01218	TVDC-1628	9 to 16 VDC	2 A	8	8" x 7" x 3"
01228	TVDC-24616	9 to 24 VDC	6 A	16	12" x 12" x 4"
BOARD ONLY					
01219	TVDC-2428-BD	9 to 24 VDC ²	2 A	8	N/A
01220	TVDC-2448-BD	9 to 24 VDC ²	4 A	8	N/A
01227	TVDC-2424-BD	9 to 24 VDC ²	2 A	4	N/A

1. Zones are fused at 1 Ampere. Up to total current rating may be drawn from any one zone by changing fuse

2. Transformer dependent

INSTALLATION



Cabinet Level Products

1. Connect black and white transformer wires to 120 VAC source.
2. Verify that AC Presence LED is illuminated.
3. The output voltage of the unit is field adjustable from 9 to 24 VDC. Factory setpoint is 12 VDC. Verify and/or adjust the unit for the desired output voltage prior to connecting field equipment. Adjustment is by means of the voltage adjust potentiometer found on the above diagram.
4. Connect individual loads to a single pair of terminals marked Out 1 through Out 8. Terminal marked negative(-) is common. Terminal marked positive(+) is positive.
5. Check individual outputs for proper operation.

Notes:

1. Supplied fuses are rated for 1 Amp.
2. All installation and wiring should be done per local or national code having jurisdiction.

Board Level Products

1. Mount PC Board using 4 mounting holes.
Mounting Centers: 3.2" x 5"
2. Connect to transformer low voltage winding.
3. Proceed from step 1 of Cabinet Level Products
4. The recommended transformer for use with TVDC-2428-BD (01219), TVDC-2448-BD (01220) and TVDC-2424-BD (01227) is AlarmSaf model # T-24V4A (00618)



ALARM SAF

65A Industrial Way, Wilmington, MA 01887-3499, USA, Voice:978-658-6717, Fax:978-658-8638 www.alarmsaf.com



TVDC Multi-Zone Power Supply 9 - 24 VDC; 4 to 16 Zones; 2, 4 or 6 Amp.

The AlarmSaf TVDC family of cabinet level products is designed to supply DC power through a fused distribution board for cameras and electromechanical locks. The output voltage is field adjustable from 9 - 24 VDC .

The unit is available in four or eight zone increments at current levels from two to six Amperes.

Cabinet level units are supplied with UL and CSA Recognized transformer.

MECHANICAL

Cabinet Size

- B01 – 8" x 7" x 3"
- B02 – 12" x 12" x 4"

SPECIFICATIONS

Input Characteristics

- AC Input
 - 120 VAC +/- 10%, 60 Hz
 - 1 Amp. Max

Output Characteristics (Typical Zone)

- 9 - 24 VDC
- Fused at 1 Ampere
- Maximum Total Current, 2, 4 or 6 Ampere (See Chart)

Visual Indicators

- AC Presence Green LED

Operational Characteristics

- Operating Temperature : 0°C to 50°C
- Humidity : 85% @ 30°C

FEATURES

- Multiple Zone Outputs
- 9 to 24 Volt, Field Adjustable
- Load Regulation @ 12 VDC < 1%
- Line Regulation @ 12 VDC < 5%
- Individually Fused Outputs
- Optional Output Capacities
- AC Presence LED
- Full size Terminal Connections
- Key Lockable, Steel Cabinets

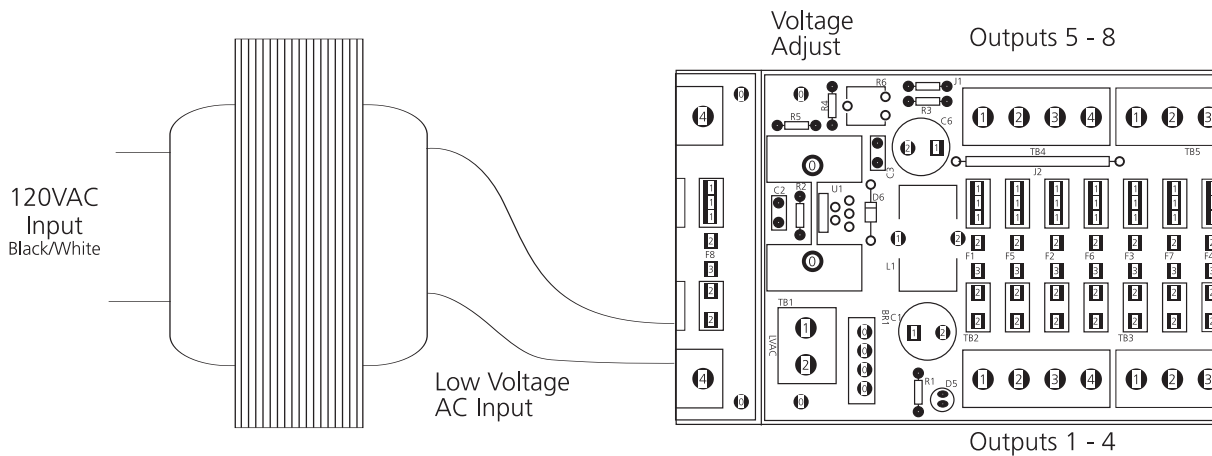
ORDER INFORMATION

Order #	Model #	Output Voltage	Max Output Current	# of Output Zones ¹	Cabinet
SYSTEM LEVEL					
01217	TVDC-1624	9 to 16 VDC	2 A	4	8" x 7" x 3"
01218	TVDC-1628	9 to 16 VDC	2 A	8	8" x 7" x 3"
01228	TVDC-24616	9 to 24 VDC	6 A	16	12" x 12" x 4"
BOARD ONLY					
01219	TVDC-2428-BD	9 to 24 VDC ²	2 A	8	N/A
01220	TVDC-2448-BD	9 to 24 VDC ²	4 A	8	N/A
01227	TVDC-2424-BD	9 to 24 VDC ²	2 A	4	N/A

1. Zones are fused at 1 Ampere. Up to total current rating may be drawn from any one zone by changing fuse

2. Transformer dependent

INSTALLATION



Cabinet Level Products

1. Connect black and white transformer wires to 120 VAC source.
2. Verify that AC Presence LED is illuminated.
3. The output voltage of the unit is field adjustable from 9 to 24 VDC. Factory setpoint is 12 VDC. Verify and/or adjust the unit for the desired output voltage prior to connecting field equipment. Adjustment is by means of the voltage adjust potentiometer found on the above diagram.
4. Connect individual loads to a single pair of terminals marked Out 1 through Out 8. Terminal marked negative(-) is common. Terminal marked positive(+) is positive.
5. Check individual outputs for proper operation.

Notes:

1. Supplied fuses are rated for 1 Amp.
2. All installation and wiring should be done per local or national code having jurisdiction.

Board Level Products

1. Mount PC Board using 4 mounting holes.
Mounting Centers: 3.2" x 5"
2. Connect to transformer low voltage winding.
3. Proceed from step 1 of Cabinet Level Products
4. The recommended transformer for use with TVDC-2428-BD (01219), TVDC-2448-BD (01220) and TVDC-2424-BD (01227) is AlarmSaf model # T-24V4A (00618)



ALARM SAF

65A Industrial Way, Wilmington, MA 01887-3499, USA, Voice:978-658-6717, Fax:978-658-8638 www.alarmsaf.com



TVDC Multi-Zone Power Supply 9 - 24 VDC; 4 to 16 Zones; 2, 4 or 6 Amp.

The AlarmSaf TVDC family of cabinet level products is designed to supply DC power through a fused distribution board for cameras and electromechanical locks. The output voltage is field adjustable from 9 - 24 VDC .

The unit is available in four or eight zone increments at current levels from two to six Amperes.

Cabinet level units are supplied with UL and CSA Recognized transformer.

MECHANICAL

Cabinet Size

- B01 – 8" x 7" x 3"
- B02 – 12" x 12" x 4"

SPECIFICATIONS

Input Characteristics

- AC Input
 - 120 VAC +/- 10%, 60 Hz
 - 1 Amp. Max

Output Characteristics (Typical Zone)

- 9 - 24 VDC
- Fused at 1 Ampere
- Maximum Total Current, 2, 4 or 6 Ampere (See Chart)

Visual Indicators

- AC Presence Green LED

Operational Characteristics

- Operating Temperature : 0°C to 50°C
- Humidity : 85% @ 30°C

FEATURES

- Multiple Zone Outputs
- 9 to 24 Volt, Field Adjustable
- Load Regulation @ 12 VDC < 1%
- Line Regulation @ 12 VDC < 5%
- Individually Fused Outputs
- Optional Output Capacities
- AC Presence LED
- Full size Terminal Connections
- Key Lockable, Steel Cabinets

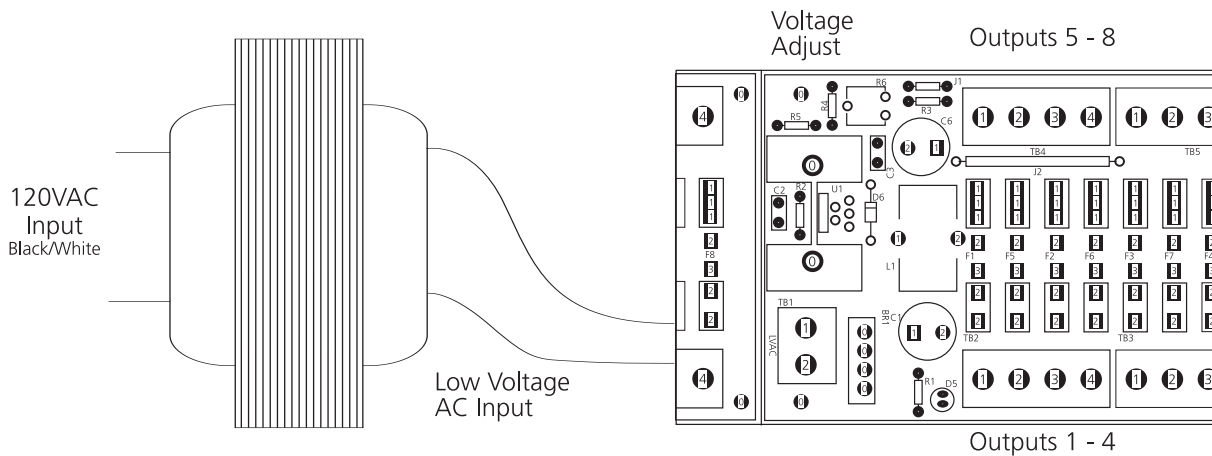
ORDER INFORMATION

Order #	Model #	Output Voltage	Max Output Current	# of Output Zones ¹	Cabinet
SYSTEM LEVEL					
01217	TVDC-1624	9 to 16 VDC	2 A	4	8" x 7" x 3"
01218	TVDC-1628	9 to 16 VDC	2 A	8	8" x 7" x 3"
01228	TVDC-24616	9 to 24 VDC	6 A	16	12" x 12" x 4"
BOARD ONLY					
01219	TVDC-2428-BD	9 to 24 VDC ²	2 A	8	N/A
01220	TVDC-2448-BD	9 to 24 VDC ²	4 A	8	N/A
01227	TVDC-2424-BD	9 to 24 VDC ²	2 A	4	N/A

1. Zones are fused at 1 Ampere. Up to total current rating may be drawn from any one zone by changing fuse

2. Transformer dependent

INSTALLATION



Cabinet Level Products

1. Connect black and white transformer wires to 120 VAC source.
2. Verify that AC Presence LED is illuminated.
3. The output voltage of the unit is field adjustable from 9 to 24 VDC. Factory setpoint is 12 VDC. Verify and/or adjust the unit for the desired output voltage prior to connecting field equipment. Adjustment is by means of the voltage adjust potentiometer found on the above diagram.
4. Connect individual loads to a single pair of terminals marked Out 1 through Out 8. Terminal marked negative(-) is common. Terminal marked positive(+) is positive.
5. Check individual outputs for proper operation.

Notes:

1. Supplied fuses are rated for 1 Amp.
2. All installation and wiring should be done per local or national code having jurisdiction.

Board Level Products

1. Mount PC Board using 4 mounting holes.
Mounting Centers: 3.2" x 5"
2. Connect to transformer low voltage winding.
3. Proceed from step 1 of Cabinet Level Products
4. The recommended transformer for use with TVDC-2428-BD (01219), TVDC-2448-BD (01220) and TVDC-2424-BD (01227) is AlarmSaf model # T-24V4A (00618)



ALARM SAF

65A Industrial Way, Wilmington, MA 01887-3499, USA, Voice:978-658-6717, Fax:978-658-8638 www.alarmsaf.com



TVDC Multi-Zone Power Supply 9 - 24 VDC; 4 to 16 Zones; 2, 4 or 6 Amp.

The AlarmSaf TVDC family of cabinet level products is designed to supply DC power through a fused distribution board for cameras and electromechanical locks. The output voltage is field adjustable from 9 - 24 VDC .

The unit is available in four or eight zone increments at current levels from two to six Amperes.

Cabinet level units are supplied with UL and CSA Recognized transformer.

MECHANICAL

Cabinet Size

- B01 – 8" x 7" x 3"
- B02 – 12" x 12" x 4"

SPECIFICATIONS

Input Characteristics

- AC Input
 - 120 VAC +/- 10%, 60 Hz
 - 1 Amp. Max

Output Characteristics (Typical Zone)

- 9 - 24 VDC
- Fused at 1 Ampere
- Maximum Total Current, 2, 4 or 6 Ampere (See Chart)

Visual Indicators

- AC Presence Green LED

Operational Characteristics

- Operating Temperature : 0°C to 50°C
- Humidity : 85% @ 30°C

FEATURES

- Multiple Zone Outputs
- 9 to 24 Volt, Field Adjustable
- Load Regulation @ 12 VDC < 1%
- Line Regulation @ 12 VDC < 5%
- Individually Fused Outputs
- Optional Output Capacities
- AC Presence LED
- Full size Terminal Connections
- Key Lockable, Steel Cabinets

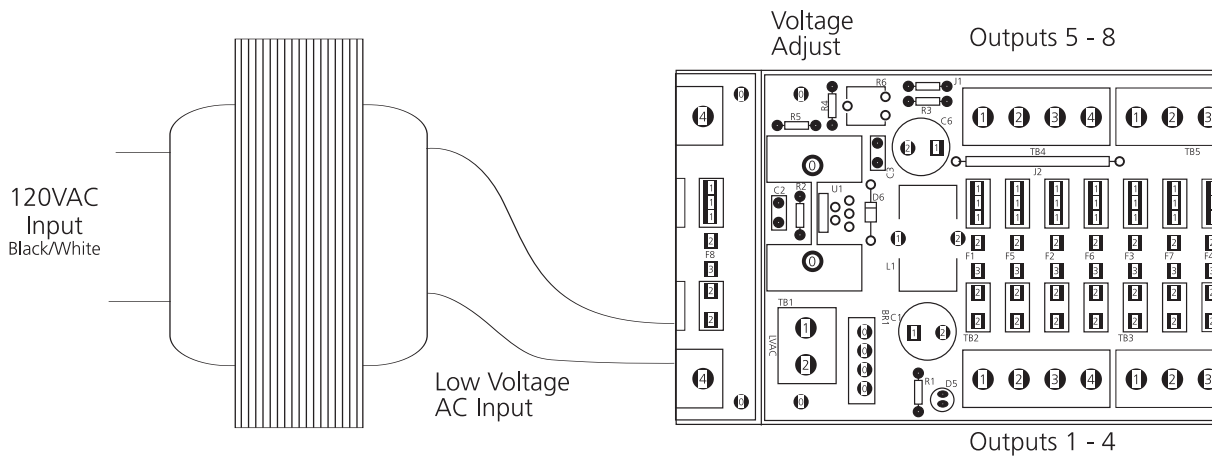
ORDER INFORMATION

Order #	Model #	Output Voltage	Max Output Current	# of Output Zones ¹	Cabinet
SYSTEM LEVEL					
01217	TVDC-1624	9 to 16 VDC	2 A	4	8" x 7" x 3"
01218	TVDC-1628	9 to 16 VDC	2 A	8	8" x 7" x 3"
01228	TVDC-24616	9 to 24 VDC	6 A	16	12" x 12" x 4"
BOARD ONLY					
01219	TVDC-2428-BD	9 to 24 VDC ²	2 A	8	N/A
01220	TVDC-2448-BD	9 to 24 VDC ²	4 A	8	N/A
01227	TVDC-2424-BD	9 to 24 VDC ²	2 A	4	N/A

1. Zones are fused at 1 Ampere. Up to total current rating may be drawn from any one zone by changing fuse

2. Transformer dependent

INSTALLATION



Cabinet Level Products

1. Connect black and white transformer wires to 120 VAC source.
2. Verify that AC Presence LED is illuminated.
3. The output voltage of the unit is field adjustable from 9 to 24 VDC. Factory setpoint is 12 VDC. Verify and/or adjust the unit for the desired output voltage prior to connecting field equipment. Adjustment is by means of the voltage adjust potentiometer found on the above diagram.
4. Connect individual loads to a single pair of terminals marked Out 1 through Out 8. Terminal marked negative(-) is common. Terminal marked positive(+) is positive.
5. Check individual outputs for proper operation.

Notes:

1. Supplied fuses are rated for 1 Amp.
2. All installation and wiring should be done per local or national code having jurisdiction.

Board Level Products

1. Mount PC Board using 4 mounting holes.
Mounting Centers: 3.2" x 5"
2. Connect to transformer low voltage winding.
3. Proceed from step 1 of Cabinet Level Products
4. The recommended transformer for use with TVDC-2428-BD (01219), TVDC-2448-BD (01220) and TVDC-2424-BD (01227) is AlarmSaf model # T-24V4A (00618)



ALARM SAF

65A Industrial Way, Wilmington, MA 01887-3499, USA, Voice:978-658-6717, Fax:978-658-8638 www.alarmsaf.com



TVDC Multi-Zone Power Supply

9 - 24 VDC; 4 to 16 Zones; 2, 4 or 6 Amp.

The AlarmSaf TVDC family of cabinet level products is designed to supply DC power through a fused distribution board for cameras and electromechanical locks. The output voltage is field adjustable from 9 - 24 VDC .

The unit is available in four or eight zone increments at current levels from two to six Amperes.

Cabinet level units are supplied with UL and CSA Recognized transformer.

MECHANICAL

Cabinet Size

- B01 – 8" x 7" x 3"
- B02 – 12" x 12" x 4"

SPECIFICATIONS

Input Characteristics

- AC Input
 - 120 VAC +/- 10%, 60 Hz
 - 1 Amp. Max

Output Characteristics (Typical Zone)

- 9 - 24 VDC
- Fused at 1 Ampere
- Maximum Total Current, 2, 4 or 6 Ampere (See Chart)

Visual Indicators

- AC Presence Green LED

Operational Characteristics

- Operating Temperature : 0°C to 50°C
- Humidity : 85% @ 30°C

FEATURES

- Multiple Zone Outputs
- 9 to 24 Volt, Field Adjustable
- Load Regulation @ 12 VDC < 1%
- Line Regulation @ 12 VDC < 5%
- Individually Fused Outputs
- Optional Output Capacities
- AC Presence LED
- Full size Terminal Connections
- Key Lockable, Steel Cabinets

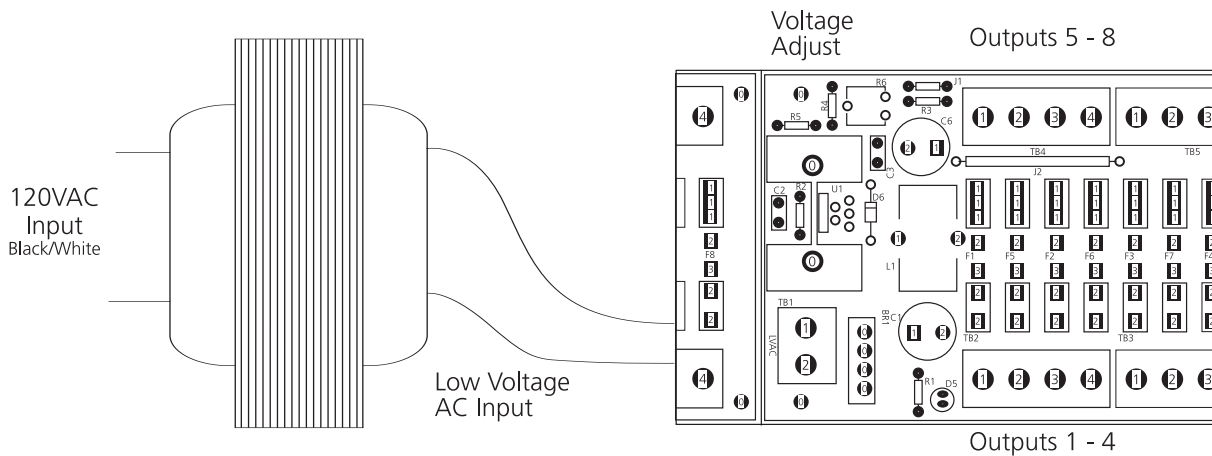
ORDER INFORMATION

Order #	Model #	Output Voltage	Max Output Current	# of Output Zones ¹	Cabinet
SYSTEM LEVEL					
01217	TVDC-1624	9 to 16 VDC	2 A	4	8" x 7" x 3"
01218	TVDC-1628	9 to 16 VDC	2 A	8	8" x 7" x 3"
01228	TVDC-24616	9 to 24 VDC	6 A	16	12" x 12" x 4"
BOARD ONLY					
01219	TVDC-2428-BD	9 to 24 VDC ²	2 A	8	N/A
01220	TVDC-2448-BD	9 to 24 VDC ²	4 A	8	N/A
01227	TVDC-2424-BD	9 to 24 VDC ²	2 A	4	N/A

1. Zones are fused at 1 Ampere. Up to total current rating may be drawn from any one zone by changing fuse

2. Transformer dependent

INSTALLATION



Cabinet Level Products

1. Connect black and white transformer wires to 120 VAC source.
2. Verify that AC Presence LED is illuminated.
3. The output voltage of the unit is field adjustable from 9 to 24 VDC. Factory setpoint is 12 VDC. Verify and/or adjust the unit for the desired output voltage prior to connecting field equipment. Adjustment is by means of the voltage adjust potentiometer found on the above diagram.
4. Connect individual loads to a single pair of terminals marked Out 1 through Out 8. Terminal marked negative(-) is common. Terminal marked positive(+) is positive.
5. Check individual outputs for proper operation.

Notes:

1. Supplied fuses are rated for 1 Amp.
2. All installation and wiring should be done per local or national code having jurisdiction.

Board Level Products

1. Mount PC Board using 4 mounting holes.
Mounting Centers: 3.2" x 5"
2. Connect to transformer low voltage winding.
3. Proceed from step 1 of Cabinet Level Products
4. The recommended transformer for use with TVDC-2428-BD (01219), TVDC-2448-BD (01220) and TVDC-2424-BD (01227) is AlarmSaf model # T-24V4A (00618)



ALARM SAF

65A Industrial Way, Wilmington, MA 01887-3499, USA, Voice:978-658-6717, Fax:978-658-8638 www.alarmsaf.com



TVDC Multi-Zone Power Supply 9 - 24 VDC; 4 to 16 Zones; 2, 4 or 6 Amp.

The AlarmSaf TVDC family of cabinet level products is designed to supply DC power through a fused distribution board for cameras and electromechanical locks. The output voltage is field adjustable from 9 - 24 VDC .

The unit is available in four or eight zone increments at current levels from two to six Amperes.

Cabinet level units are supplied with UL and CSA Recognized transformer.

MECHANICAL

Cabinet Size

- B01 – 8" x 7" x 3"
- B02 – 12" x 12" x 4"

SPECIFICATIONS

Input Characteristics

- AC Input
 - 120 VAC +/- 10%, 60 Hz
 - 1 Amp. Max

Output Characteristics (Typical Zone)

- 9 - 24 VDC
- Fused at 1 Ampere
- Maximum Total Current, 2, 4 or 6 Ampere (See Chart)

Visual Indicators

- AC Presence Green LED

Operational Characteristics

- Operating Temperature : 0°C to 50°C
- Humidity : 85% @ 30°C

FEATURES

- Multiple Zone Outputs
- 9 to 24 Volt, Field Adjustable
- Load Regulation @ 12 VDC < 1%
- Line Regulation @ 12 VDC < 5%
- Individually Fused Outputs
- Optional Output Capacities
- AC Presence LED
- Full size Terminal Connections
- Key Lockable, Steel Cabinets

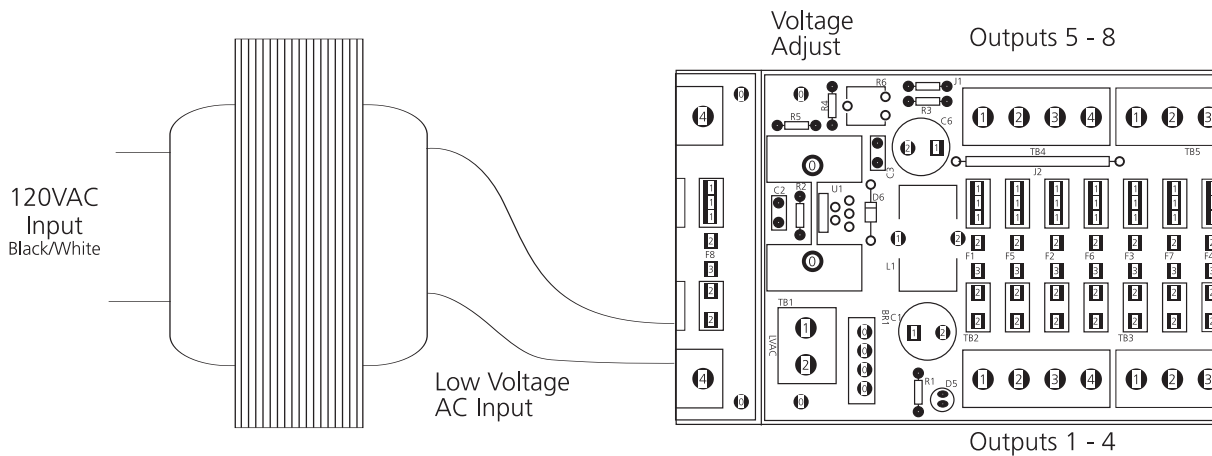
ORDER INFORMATION

Order #	Model #	Output Voltage	Max Output Current	# of Output Zones ¹	Cabinet
SYSTEM LEVEL					
01217	TVDC-1624	9 to 16 VDC	2 A	4	8" x 7" x 3"
01218	TVDC-1628	9 to 16 VDC	2 A	8	8" x 7" x 3"
01228	TVDC-24616	9 to 24 VDC	6 A	16	12" x 12" x 4"
BOARD ONLY					
01219	TVDC-2428-BD	9 to 24 VDC ²	2 A	8	N/A
01220	TVDC-2448-BD	9 to 24 VDC ²	4 A	8	N/A
01227	TVDC-2424-BD	9 to 24 VDC ²	2 A	4	N/A

1. Zones are fused at 1 Ampere. Up to total current rating may be drawn from any one zone by changing fuse

2. Transformer dependent

INSTALLATION



Cabinet Level Products

1. Connect black and white transformer wires to 120 VAC source.
2. Verify that AC Presence LED is illuminated.
3. The output voltage of the unit is field adjustable from 9 to 24 VDC. Factory setpoint is 12 VDC. Verify and/or adjust the unit for the desired output voltage prior to connecting field equipment. Adjustment is by means of the voltage adjust potentiometer found on the above diagram.
4. Connect individual loads to a single pair of terminals marked Out 1 through Out 8. Terminal marked negative(-) is common. Terminal marked positive(+) is positive.
5. Check individual outputs for proper operation.

Notes:

1. Supplied fuses are rated for 1 Amp.
2. All installation and wiring should be done per local or national code having jurisdiction.

Board Level Products

1. Mount PC Board using 4 mounting holes.
Mounting Centers: 3.2" x 5"
2. Connect to transformer low voltage winding.
3. Proceed from step 1 of Cabinet Level Products
4. The recommended transformer for use with TVDC-2428-BD (01219), TVDC-2448-BD (01220) and TVDC-2424-BD (01227) is AlarmSaf model # T-24V4A (00618)



ALARM SAF

65A Industrial Way, Wilmington, MA 01887-3499, USA, Voice:978-658-6717, Fax:978-658-8638 www.alarmsaf.com



TVDC Multi-Zone Power Supply

9 - 24 VDC; 4 to 16 Zones; 2, 4 or 6 Amp.

The AlarmSaf TVDC family of cabinet level products is designed to supply DC power through a fused distribution board for cameras and electromechanical locks. The output voltage is field adjustable from 9 - 24 VDC .

The unit is available in four or eight zone increments at current levels from two to six Amperes.

Cabinet level units are supplied with UL and CSA Recognized transformer.

MECHANICAL

Cabinet Size

- B01 – 8" x 7" x 3"
- B02 – 12" x 12" x 4"

SPECIFICATIONS

Input Characteristics

- AC Input
 - 120 VAC +/- 10%, 60 Hz
 - 1 Amp. Max

Output Characteristics (Typical Zone)

- 9 - 24 VDC
- Fused at 1 Ampere
- Maximum Total Current, 2, 4 or 6 Ampere (See Chart)

Visual Indicators

- AC Presence Green LED

Operational Characteristics

- Operating Temperature : 0°C to 50°C
- Humidity : 85% @ 30°C

FEATURES

- Multiple Zone Outputs
- 9 to 24 Volt, Field Adjustable
- Load Regulation @ 12 VDC < 1%
- Line Regulation @ 12 VDC < 5%
- Individually Fused Outputs
- Optional Output Capacities
- AC Presence LED
- Full size Terminal Connections
- Key Lockable, Steel Cabinets

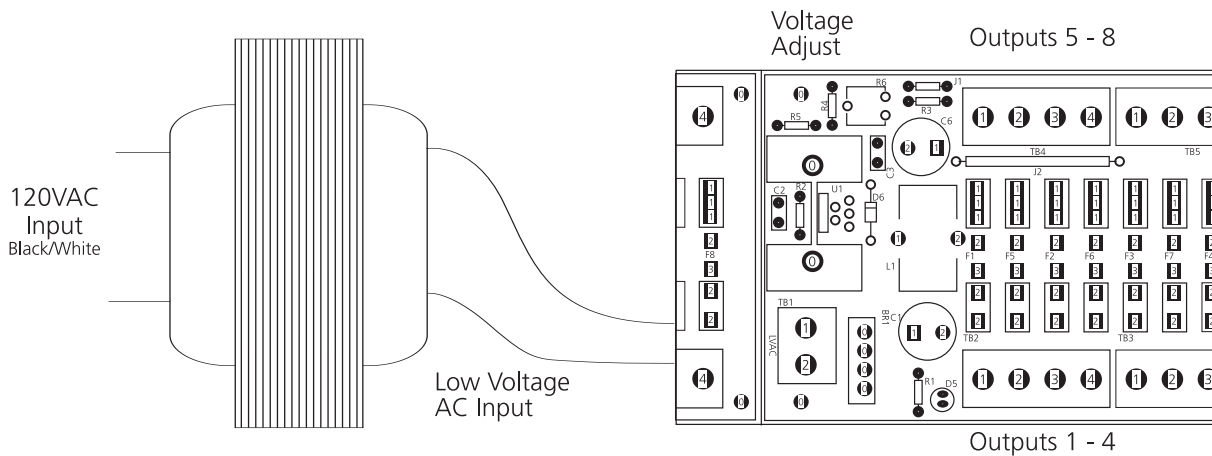
ORDER INFORMATION

Order #	Model #	Output Voltage	Max Output Current	# of Output Zones ¹	Cabinet
SYSTEM LEVEL					
01217	TVDC-1624	9 to 16 VDC	2 A	4	8" x 7" x 3"
01218	TVDC-1628	9 to 16 VDC	2 A	8	8" x 7" x 3"
01228	TVDC-24616	9 to 24 VDC	6 A	16	12" x 12" x 4"
BOARD ONLY					
01219	TVDC-2428-BD	9 to 24 VDC ²	2 A	8	N/A
01220	TVDC-2448-BD	9 to 24 VDC ²	4 A	8	N/A
01227	TVDC-2424-BD	9 to 24 VDC ²	2 A	4	N/A

1. Zones are fused at 1 Ampere. Up to total current rating may be drawn from any one zone by changing fuse

2. Transformer dependent

INSTALLATION



Cabinet Level Products

1. Connect black and white transformer wires to 120 VAC source.
2. Verify that AC Presence LED is illuminated.
3. The output voltage of the unit is field adjustable from 9 to 24 VDC. Factory setpoint is 12 VDC. Verify and/or adjust the unit for the desired output voltage prior to connecting field equipment. Adjustment is by means of the voltage adjust potentiometer found on the above diagram.
4. Connect individual loads to a single pair of terminals marked Out 1 through Out 8. Terminal marked negative(-) is common. Terminal marked positive(+) is positive.
5. Check individual outputs for proper operation.

Notes:

1. Supplied fuses are rated for 1 Amp.
2. All installation and wiring should be done per local or national code having jurisdiction.

Board Level Products

1. Mount PC Board using 4 mounting holes.
Mounting Centers: 3.2" x 5"
2. Connect to transformer low voltage winding.
3. Proceed from step 1 of Cabinet Level Products
4. The recommended transformer for use with TVDC-2428-BD (01219), TVDC-2448-BD (01220) and TVDC-2424-BD (01227) is AlarmSaf model # T-24V4A (00618)



ALARM SAF

65A Industrial Way, Wilmington, MA 01887-3499, USA, Voice:978-658-6717, Fax:978-658-8638 www.alarmsaf.com



TVDC Multi-Zone Power Supply 9 - 24 VDC; 4 to 16 Zones; 2, 4 or 6 Amp.

The AlarmSaf TVDC family of cabinet level products is designed to supply DC power through a fused distribution board for cameras and electromechanical locks. The output voltage is field adjustable from 9 - 24 VDC .

The unit is available in four or eight zone increments at current levels from two to six Amperes.

Cabinet level units are supplied with UL and CSA Recognized transformer.

MECHANICAL

Cabinet Size

- B01 – 8" x 7" x 3"
- B02 – 12" x 12" x 4"

SPECIFICATIONS

Input Characteristics

- AC Input
 - 120 VAC +/- 10%, 60 Hz
 - 1 Amp. Max

Output Characteristics (Typical Zone)

- 9 - 24 VDC
- Fused at 1 Ampere
- Maximum Total Current, 2, 4 or 6 Ampere (See Chart)

Visual Indicators

- AC Presence Green LED

Operational Characteristics

- Operating Temperature : 0°C to 50°C
- Humidity : 85% @ 30°C

FEATURES

- Multiple Zone Outputs
- 9 to 24 Volt, Field Adjustable
- Load Regulation @ 12 VDC < 1%
- Line Regulation @ 12 VDC < 5%
- Individually Fused Outputs
- Optional Output Capacities
- AC Presence LED
- Full size Terminal Connections
- Key Lockable, Steel Cabinets

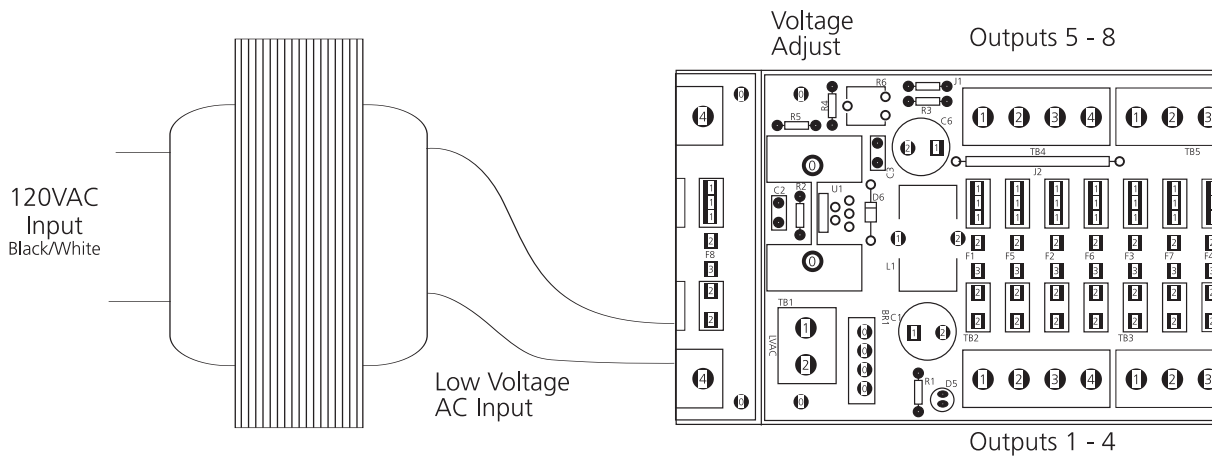
ORDER INFORMATION

Order #	Model #	Output Voltage	Max Output Current	# of Output Zones ¹	Cabinet
SYSTEM LEVEL					
01217	TVDC-1624	9 to 16 VDC	2 A	4	8" x 7" x 3"
01218	TVDC-1628	9 to 16 VDC	2 A	8	8" x 7" x 3"
01228	TVDC-24616	9 to 24 VDC	6 A	16	12" x 12" x 4"
BOARD ONLY					
01219	TVDC-2428-BD	9 to 24 VDC ²	2 A	8	N/A
01220	TVDC-2448-BD	9 to 24 VDC ²	4 A	8	N/A
01227	TVDC-2424-BD	9 to 24 VDC ²	2 A	4	N/A

1. Zones are fused at 1 Ampere. Up to total current rating may be drawn from any one zone by changing fuse

2. Transformer dependent

INSTALLATION



Cabinet Level Products

1. Connect black and white transformer wires to 120 VAC source.
2. Verify that AC Presence LED is illuminated.
3. The output voltage of the unit is field adjustable from 9 to 24 VDC. Factory setpoint is 12 VDC. Verify and/or adjust the unit for the desired output voltage prior to connecting field equipment. Adjustment is by means of the voltage adjust potentiometer found on the above diagram.
4. Connect individual loads to a single pair of terminals marked Out 1 through Out 8. Terminal marked negative(-) is common. Terminal marked positive(+) is positive.
5. Check individual outputs for proper operation.

Notes:

1. Supplied fuses are rated for 1 Amp.
2. All installation and wiring should be done per local or national code having jurisdiction.

Board Level Products

1. Mount PC Board using 4 mounting holes.
Mounting Centers: 3.2" x 5"
2. Connect to transformer low voltage winding.
3. Proceed from step 1 of Cabinet Level Products
4. The recommended transformer for use with TVDC-2428-BD (01219), TVDC-2448-BD (01220) and TVDC-2424-BD (01227) is AlarmSaf model # T-24V4A (00618)



ALARM SAF

65A Industrial Way, Wilmington, MA 01887-3499, USA, Voice:978-658-6717, Fax:978-658-8638 www.alarmsaf.com



TVDC Multi-Zone Power Supply 9 - 24 VDC; 4 to 16 Zones; 2, 4 or 6 Amp.

The AlarmSaf TVDC family of cabinet level products is designed to supply DC power through a fused distribution board for cameras and electromechanical locks. The output voltage is field adjustable from 9 - 24 VDC .

The unit is available in four or eight zone increments at current levels from two to six Amperes.

Cabinet level units are supplied with UL and CSA Recognized transformer.

MECHANICAL

Cabinet Size

- B01 – 8" x 7" x 3"
- B02 – 12" x 12" x 4"

SPECIFICATIONS

Input Characteristics

- AC Input
 - 120 VAC +/- 10%, 60 Hz
 - 1 Amp. Max

Output Characteristics (Typical Zone)

- 9 - 24 VDC
- Fused at 1 Ampere
- Maximum Total Current, 2, 4 or 6 Ampere (See Chart)

Visual Indicators

- AC Presence Green LED

Operational Characteristics

- Operating Temperature : 0°C to 50°C
- Humidity : 85% @ 30°C

FEATURES

- Multiple Zone Outputs
- 9 to 24 Volt, Field Adjustable
- Load Regulation @ 12 VDC < 1%
- Line Regulation @ 12 VDC < 5%
- Individually Fused Outputs
- Optional Output Capacities
- AC Presence LED
- Full size Terminal Connections
- Key Lockable, Steel Cabinets

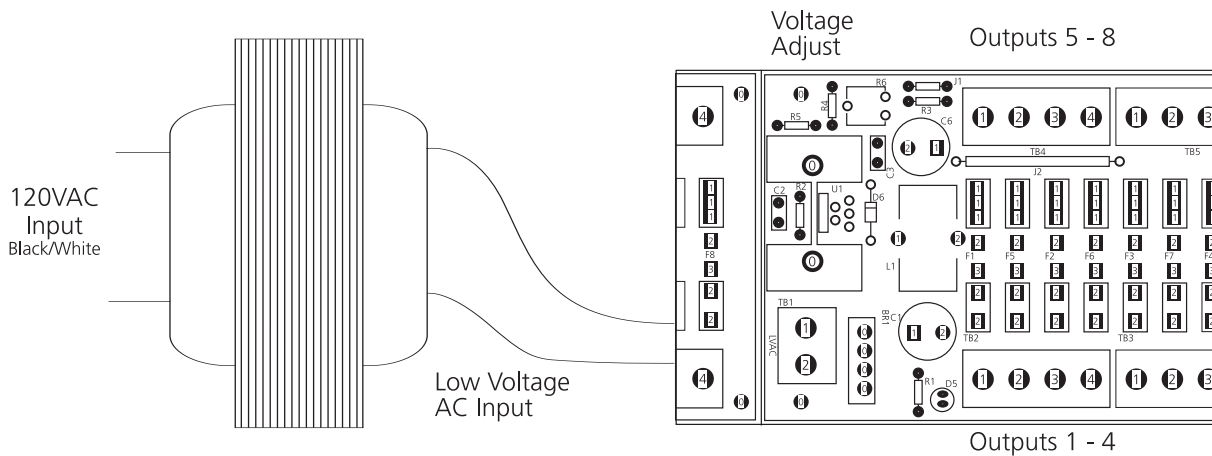
ORDER INFORMATION

Order #	Model #	Output Voltage	Max Output Current	# of Output Zones ¹	Cabinet
SYSTEM LEVEL					
01217	TVDC-1624	9 to 16 VDC	2 A	4	8" x 7" x 3"
01218	TVDC-1628	9 to 16 VDC	2 A	8	8" x 7" x 3"
01228	TVDC-24616	9 to 24 VDC	6 A	16	12" x 12" x 4"
BOARD ONLY					
01219	TVDC-2428-BD	9 to 24 VDC ²	2 A	8	N/A
01220	TVDC-2448-BD	9 to 24 VDC ²	4 A	8	N/A
01227	TVDC-2424-BD	9 to 24 VDC ²	2 A	4	N/A

1. Zones are fused at 1 Ampere. Up to total current rating may be drawn from any one zone by changing fuse

2. Transformer dependent

INSTALLATION



Cabinet Level Products

1. Connect black and white transformer wires to 120 VAC source.
2. Verify that AC Presence LED is illuminated.
3. The output voltage of the unit is field adjustable from 9 to 24 VDC. Factory setpoint is 12 VDC. Verify and/or adjust the unit for the desired output voltage prior to connecting field equipment. Adjustment is by means of the voltage adjust potentiometer found on the above diagram.
4. Connect individual loads to a single pair of terminals marked Out 1 through Out 8. Terminal marked negative(-) is common. Terminal marked positive(+) is positive.
5. Check individual outputs for proper operation.

Notes:

1. Supplied fuses are rated for 1 Amp.
2. All installation and wiring should be done per local or national code having jurisdiction.

Board Level Products

1. Mount PC Board using 4 mounting holes.
Mounting Centers: 3.2" x 5"
2. Connect to transformer low voltage winding.
3. Proceed from step 1 of Cabinet Level Products
4. The recommended transformer for use with TVDC-2428-BD (01219), TVDC-2448-BD (01220) and TVDC-2424-BD (01227) is AlarmSaf model # T-24V4A (00618)




ALARM SAF

65A Industrial Way, Wilmington, MA 01887-3499, USA, Voice:978-658-6717, Fax:978-658-8638 www.alarmsaf.com



MULTI-FUNCTION TIMER (UT)



The UT-10 and 20 is a multi-function timer line providing a timing range of 1 second to 10 minutes with a time set and repeatability of 1%. This general purpose, multifunction timer provides positive or negative trip and reset, retriggerable or non-retriggerable trip, AC/DC operation, digital time set, and a host of other features.

DIMENSIONS

Board Size

- 4.00" L x 3.75" W x 1.12" H; 10.2cm x 9.5cm x 2.8cm

SPECIFICATIONS

Operating Range

- 12-24VAC/DC

Input Characteristics

- Relay Inactive
 - 9mA @ 12VDC
 - 28mA @ 24VDC

Relay Active

- 65mA @ 12VDC
- 102mA @ 24VDC

Output Characteristics

- Form 'C' Relay Contact
 - 3 Amp @ 24VDC (resistive)
- LED Indication of Active Relay

Timing

- 1 second to 10 minutes (620 seconds)
- Delay Digitally Set to One of 31 Steps by Dip Switch
- Pot Adjustable Pulse Width
- 1% Accuracy

Temperature Range

- 0°C to 50°C
- 32°F to 120°F

Mounting

- Double Stick Tape
- Screw Mount Capable
- Snaptrack Compatible

FEATURES

UT-20

- Positive or Negative Trip
- Retriggerable or Non-Retriggerable Trip
- Positive or Negative Reset
- Momentary or Maintained Reset
- AC/DC Operation
- 1% repeatability
- 31 Digital Time Steps
- Form 'C' Relay
- One Shot
- Delayed Release
- Delayed Operate
- Dual Delay
- Double Pulse
- Delayed Pulse

UT-10

- Positive or Negative Trip
- Retriggerable or Non-Retriggerable Trip
- Positive or Negative Reset
- Momentary or Maintained Reset
- AC/DC Operation
- 1% repeatability
- 31 Digital Time Steps
- Form 'C' Relay
- One Shot
- Delayed Release
- Delayed Operate
- Dual Delay

TYPICAL USES

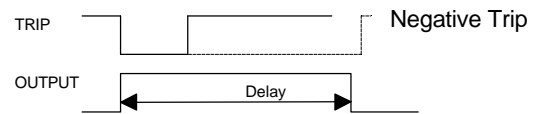
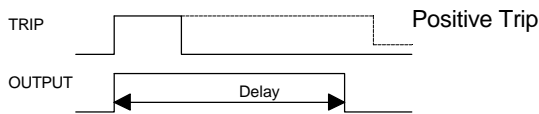
- One Shot
- Delayed Release
- Delayed Operate
- Dual Delay
- Double Pulse
- Delayed Pulse

- AC Line Monitor
- Guard Tour Supervisory Timer
- Used with Electric Door Releases, Solenoids, Electric Locks, etc.
- Area Access Shunting
- Dialer Delay

TYPICAL USES


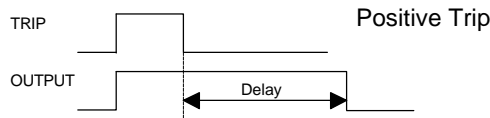
One Shot

- Upon application of a trip signal, the relay output contacts transfer and time delay begins. After the delay period, the relay contacts return to the original position. The time delay is independent of the trigger signal length.



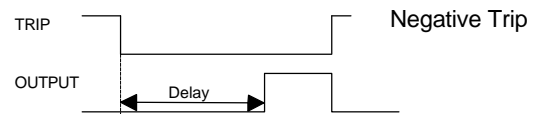
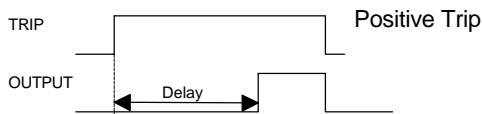
Delayed Release

- Upon application of a trip signal, the relay output contacts transfer. The time delay begins upon removal of the trip signal. After the delay period, the contacts return to their original position. Re-application of the trip signal prior to time out will extend the delay.



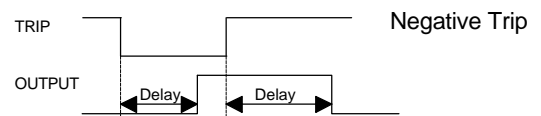
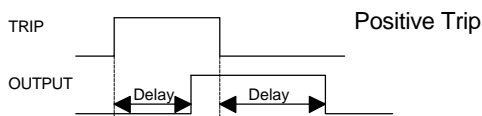
Delayed Operate

- Upon application of a trip signal, the time delay begins. At the end of the time delay, the output contacts transfer and hold until the trip signal is removed. The trip signal must remain for the entire length of the set delay for the contacts to transfer. Removal of the trip signal prior to time out will cancel the timer operation.



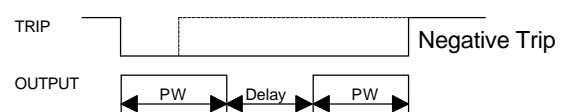
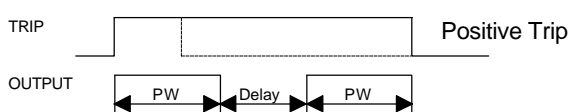
Dual Delay

- Dual Delay is a combination of Delayed Operate and Delayed Release. Upon application of a trip signal, the time delay begins. At the end of the time delay, the output contacts transfer and hold. Upon removal of the trip signal, the time delay begins again and after the the delay period, the output contacts return to the original position.



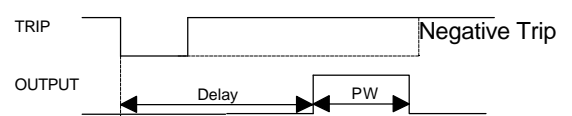
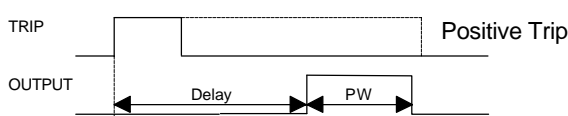
Double Pulse

- Double Pulse is defined as a one shot with adjustable pulse periods at each end. Upon application of a trip signal, the output contacts transfer for a period determined by the Pulse Width Potentiometer (PW, 1-220sec.). At the end of the programmed delay, the contacts transfer again for the period determined by the PW potentiometer. The time delay is independent of the trigger signal length.



Delayed Pulse


- Upon application of a trip signal, the time delay begins. After the delay period, the output contacts transfer for a period determined by the Pulse Width Potentiometer. The time delay is independent of the trigger signal length.





ALARM SAF

MULTI-FUNCTION TIMER (UT)



The UT-10 and 20 is a multi-function timer line providing a timing range of 1 second to 10 minutes with a time set and repeatability of 1%. This general purpose, multifunction timer provides positive or negative trip and reset, retriggerable or non-retriggerable trip, AC/DC operation, digital time set, and a host of other features.

DIMENSIONS

Board Size

- 4.00" L x 3.75" W x 1.12" H; 10.2cm x 9.5cm x 2.8cm

SPECIFICATIONS

Operating Range

- 12-24VAC/DC

Input Characteristics

- Relay Inactive
 - 9mA @ 12VDC
 - 28mA @ 24VDC

Relay Active

- 65mA @ 12VDC
- 102mA @ 24VDC

Output Characteristics

- Form 'C' Relay Contact
 - 3 Amp @ 24VDC (resistive)
- LED Indication of Active Relay

Timing

- 1 second to 10 minutes (620 seconds)
- Delay Digitally Set to One of 31 Steps by Dip Switch
- Pot Adjustable Pulse Width
- 1% Accuracy

Temperature Range

- 0°C to 50°C
- 32°F to 120°F

Mounting

- Double Stick Tape
- Screw Mount Capable
- Snaptrack Compatible

FEATURES

UT-20

- Positive or Negative Trip
- Retriggerable or Non-Retriggerable Trip
- Positive or Negative Reset
- Momentary or Maintained Reset
- AC/DC Operation
- 1% repeatability
- 31 Digital Time Steps
- Form 'C' Relay
- One Shot
- Delayed Release
- Delayed Operate
- Dual Delay
- Double Pulse
- Delayed Pulse

UT-10

- Positive or Negative Trip
- Retriggerable or Non-Retriggerable Trip
- Positive or Negative Reset
- Momentary or Maintained Reset
- AC/DC Operation
- 1% repeatability
- 31 Digital Time Steps
- Form 'C' Relay
- One Shot
- Delayed Release
- Delayed Operate
- Dual Delay

TYPICAL USES

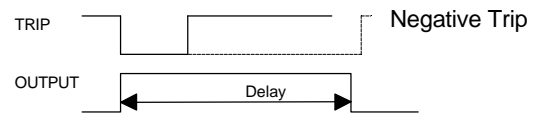
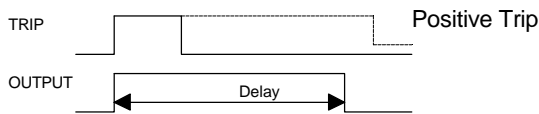
- One Shot
- Delayed Release
- Delayed Operate
- Dual Delay
- Double Pulse
- Delayed Pulse

- AC Line Monitor
- Guard Tour Supervisory Timer
- Used with Electric Door Releases, Solenoids, Electric Locks, etc.
- Area Access Shunting
- Dialer Delay

TYPICAL USES


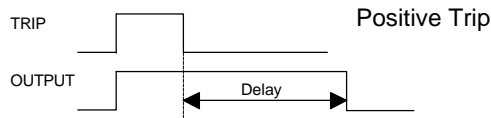
One Shot

- Upon application of a trip signal, the relay output contacts transfer and time delay begins. After the delay period, the relay contacts return to the original position. The time delay is independent of the trigger signal length.



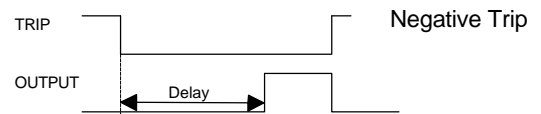
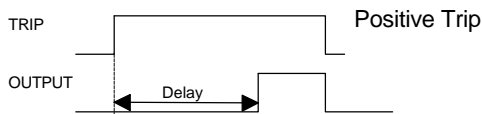
Delayed Release

- Upon application of a trip signal, the relay output contacts transfer. The time delay begins upon removal of the trip signal. After the delay period, the contacts return to their original position. Re-application of the trip signal prior to time out will extend the delay.



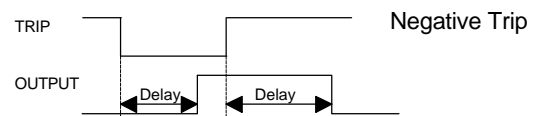
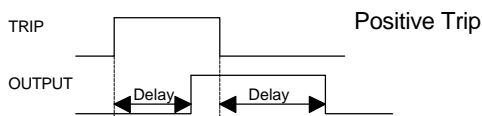
Delayed Operate

- Upon application of a trip signal, the time delay begins. At the end of the time delay, the output contacts transfer and hold until the trip signal is removed. The trip signal must remain for the entire length of the set delay for the contacts to transfer. Removal of the trip signal prior to time out will cancel the timer operation.



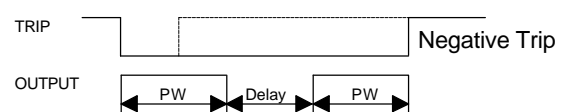
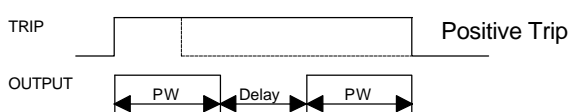
Dual Delay

- Dual Delay is a combination of Delayed Operate and Delayed Release. Upon application of a trip signal, the time delay begins. At the end of the time delay, the output contacts transfer and hold. Upon removal of the trip signal, the time delay begins again and after the the delay period, the output contacts return to the original position.



Double Pulse

- Double Pulse is defined as a one shot with adjustable pulse periods at each end. Upon application of a trip signal, the output contacts transfer for a period determined by the Pulse Width Potentiometer (PW, 1-220sec.). At the end of the programmed delay, the contacts transfer again for the period determined by the PW potentiometer. The time delay is independent of the trigger signal length.



Delayed Pulse

- Upon application of a trip signal, the time delay begins. After the delay period, the output contacts transfer for a period determined by the Pulse Width Potentiometer. The time delay is independent of the trigger signal length.

