

SAMSUNG LFD Professional LCD Monitor

ทุกจุดรับประกัน 3 ปี onsite



Samsung LFD ED Series

ED32C - 32" ED55C - 55"
ED40C - 40" ED65C - 65"
ED46C - 46" ED75C - 75"



Samsung LFD MD Series

MD32C - 32" MD55C - 55"
MD40C - 40" MD65C - 65"
MD46C - 46"

Display	Direct-LED Backlight	LED BLU
Native Resolution	1366 x 768 (16:9) - 32"	1920x1080 (16:9)
Brightness (Max)	1920 x 1080 (16:9) - 40", 46", 55", 65", 75"	350 nits (32", 40", 46", 55") and 450 nits (65")
Contrast Ratio	330 nits (32"), 350 nits (40", 46", 55"), 330 nits (65", 75") 4000:1 (32", 65", 75") and 5000:1 (40", 46", 55")	5000:1 (32", 40", 46", 55") and 4000:1 (65")
Input	VGA (D-Sub 15-pin), HDMI, Stereo Mini Jack, RS232C (thru Stereo Jack)	Analog D-SUB, DVI-D, HDMI, Component (CVBS Common), Stereo mini Jack
Output	Stereo Mini Jack, RS232C (thru Stereo Jack)	Stereo mini Jack
External Control	RS232C (in/out) (thru Stereo Jack)	RS232C(in/out) thru stereo jack, RJ45
Power Supply	AC 100 - 240 V~ (+/- 10 %), 50/60 Hz	AC 100 - 240 V~ (+/- 10 %), 50/60 Hz
Special Feature	Built-in Speaker (10W + 10W), PIP/PBP, Narrow Beze, Landscape / Portrait	Magic Clone (to USB), Auto Source Switching & Recovery, RS232C / RJ45 MDC, Plug and Play (DDC2B), PIP / PBP, Video Wall (10 x 10), Pivot Display, Image Rotation, Button Lock, Smart Scheduling
Included	Quick Setup Guide, Warranty Card, D-Sub Cable, Power Cord, Remote Controller, Batteries	Quick Setup Guide, Warranty Card, Application CD, D-Sub cable, Power Cord, Remote Controller, Batteries
Warranty	3 Years	3 Years
SRP (Inc. Vat)	Call	Call



Samsung LFD ME Series

ME32C - 32" ME55C - 55"
ME40C - 40" ME65C - 75"
ME46C - 46" ME95C - 95"



Samsung LFD DE Series

DE40C - 40"
DE46C - 46"
DE55C - 55"

Display	e-LED BLU	60Hz led BIU
Native Resolution	1920x1080 (16:9)	1920x1080 (16:9)
Brightness (Max)	450 nits	700 nits
Contrast Ratio	5000:1 Contrast ratio	4000:1 Contrast Ratio
Input	Analog D-SUB, DVI-D, Display Port 1.2, HDMI1,HDMI2, Component(CVBS Common), Stereo mini Jack	D-Sub, DVI-D, Display Port (1.2), Component (CVBS common), HDMI, Stereo mini Jack
Output	Stereo mini Jack, DP1.2(Loop-out)	Stereo mini Jack, DP1.2 (Loop-out)
External Control	RS232C(in/out) thru stereo jack, RJ45	RS-232C (In/Out) thru Stereo Jack, RJ-45
Power Supply	AC 100 - 240 V~ (+/- 10 %), 50/60 Hz	AC 100 - 240 V~ (+/- 10 %), 50/60 Hz
Special Feature	Magic Clone(to USB), Auto Source Switching & Recovery, Lamp Error Detection, Super Clear Coating, Temperature Sesor, RS232C/RJ45 MDC, Plug and Play (DDC2B), PIP/PBP, Video Wall(10x10), Pivot Display, Image Rotation, Button Lock, DP 1.2 Digital Daisy Chain, Built In MagicInfo	Anit Reflection, Non Glossy Design, Built in MagicInfo Lite, Built in Speaker (10W + 10W), Plug and Play (through USB), Narrow Bezel, Slim Depth (35.1mm) Video Wall(10x10)
Included	Quick Setup Guide, Warranty Card, Application CD, D-Sub cable, Power Cord, Remote Controller, Batteries	Quick Setup Guide, Warranty Card, D-Sub Cable, Power Cord, Remote Controller, Batteries
Warranty	3 Years	3 Years
SRP (Inc. Vat)	Call	Call

LED TV & SMART TV

325

SAMSUNG LFD Professional LCD Monitor

ทุกจุดรับประกัน 3 ปี onsite



Samsung LFD LE Series

LE32C - 32"
LE46C - 46"
LE55C - 55"



Samsung LFD PE Series

PE40C - 40"
PE46C - 46"
PE55C - 55"



Samsung LFD UE Series

UE46C - 46"
UE55C - 55"

Display	LED BLU	LED BLU - Premium 24/7	e-LED BLU - Video Wall
Native Resolution	1920x1080 (16:9)	1920x1080 (16:9)	1920x1080 (16:9)
Brightness (Max)	350 nits (32") and 700 nits (46", 55")	700 nits	500 nits
Contrast Ratio	3000:1 (32") and 4000:1 (46", 55")	4000:1 Contrast ratio	5000:1 Contrast Ratio
Input	Analog D-SUB, DVI, HDMI 1, HDMI 2, CVBS Component (D-sub 15pin), Stereo mini Jack	D-Sub, DVI-D, Display Port(1.2), Component (CVBS common), HDMI, Stereo mini Jack	Analog D-SUB, DVI-D, Display Port 1.2, HDMI1, HDMI2, Component (CVBS Common) Stereo mini Jack
Output	Stereo mini Jack	Stereo mini Jack, DP1.2(Loop-out)	Stereo mini Jack, DP1.2(Loop-out)
External Control	RS232C (in/out) thru stereo jack	RS232C (in/out) thru stereo jack, RJ45	RS232C(in/out) thru stereo jack, RJ45
Power Supply	AC 100 - 240 V~ (+/- 10 %), 50/60 Hz	AC 100 - 240 V~ (+/- 10 %), 50/60 Hz	AC 100 - 240 V~ (+/- 10 %), 50/60 Hz
Special Feature	Built in Speaker(10W + 10W), PIP/PBP, Narrow Bezel, Light Weight	Anit Reflection, Non Glossy Design, Magic Clone, Auto Source Switching & Recovery, Built in Speaker, Image Rotation, Plug and Play (through USB), Narrow Bezel, Slim Depth (35.1mm) Video Wall, Built In MagicInfo	LED Slim Video wall, ACM Support, Magic Clone, Auto Source Switching & Recovery, Lamp Error Detection, Super Clear Coating, Temperature Sensor, RS232C/RJ45 MDC, Plug and Play
Included	Quick Setup Guide, Warranty Card, Application CD,D-Sub cable, Power Cord, Remote Controller, Batteries	Quick Setup Guide, Warranty Card, Applica- tion CD, Power Cord, D-Sub cable, Remote Controller, Batteries	PIP/PBP, Video Wall(10x10), Pivot Display,Image Rotation, DP 1.2 Digital Daisy Chain, Clock Battery Built In MagicInfo
Warranty	3 Years	3 Years	3 Years
SRP (Inc. Vat)	Call	Call	Call



Samsung LFD UD Series

UD46B-C - 46"
UD46C - 46"
UD55C - 55"



Samsung LFD Outdoor

OL46B - 46"

Display	D-LED DID - Video Wall 24/7	S-PVA(E-DID)
Native Resolution	1920x1080 (16:9)	1920x1080 (16:9)
Brightness (Max)	450 nits (UC46B-C) and max 700 nits (UC46C, UC55C)	1500 cd/m2
Contrast Ratio	3500:1 contrast ratio	4,000:1 Contrast ratio
Input	Analog D-SUB, DVI-D, HDMI1,HDMI2, Component, CVBS,Stereo mini Jack	Analog D-SUB, DVI-D, Display Port, CVBS, HDMI1,HDMI2, Component(D-sub 15pin), RCA(L/R) , Stereo mini Jack
Output	Stereo mini Jack, DVI-D (Loop-out)	Stereo mini Jack
External Control	RS232C(in/out), RJ45	RJ45, RS232C(in/out)
Power Supply	AC 100 - 240 V~ (+/- 10 %), 50/60 Hz	AC 220V (+/- 10%), 50Hz
Special Feature	Auto Source Switching & Recovery, Lamp Error Detection, Anti Retention, Temperature Sensor, RS232C/RJ45 MDC, Plug and Play (DDC2B), PIP/PBP, Video Wall(10x10), Pivot Display, Button Lock, DVI Digital Daisy Chain, Smart Scheduling, Smart F/W update, Clock Battery	Air Conditioning Guide, Lamp Error Detection, Anti Retention, Temperature Sensor, RS232C/RJ45 MDC, Plug and Play (DDC2B), PIP/PBP, Pivot Display, Button Lock,Smart Scheduling, Smart F/W update
Warranty	3 Years	3 Years
SRP (Inc. Vat)	Call	Call

LED TV & SMART TV

Samsung LFD Options

SAMSUNG

Option	Model Code	Product
Wall Mount	WMN22UDPD WMTL4001D WMN460UTD WMN5770D WMN7070D WMN8270D WMN4270SD WMN4070SD WMN4655MD WMN4675MD (NEW) WMN22UDPD WMN250MD CML400D CML450D STN-L32D STN-L65D STN-L75D STN-L75E (NEW) STN-L4055AD STN-SF40	UD22B 320MX-3, 320TSn-3 460UT-2, UT-B 400/460MX-3, 400/460/550DX-3, 460UX-3, 400/460TS-3, PDP64 700DX-2, 700TSn-2, 650TS-2 (Landscape only) 820DXn-2, 820TSn-2 ME46, ME55, UE46, UE55, DE46, DE55, PE46, PE55, MD46, MD55, LE46, LE55, HD46, HD55, ED46, ED55 ME32, ME40, DE40, PE40, MD32, MD40, ED32, ED40, LE32, HD32, HD40 UE46A, UE55A, UD46A, UD55A, ME65B, ME75B(Landscape Only) UE46, UE55, UD46, UD55, ME65, ME75, ED65, ED75 (including of overlay touch) UD22B ME40A, ME46A, ME55A, ME32B, ME40B, ME46B, ME55B, DE40C, DE46C, DE55C ME32, ME40, DE40, MD32, MD40, ED32, ED40, LE32, HD32, HD40 ME46, ME55, ME65, ME75, UE46, UE55, DE46, DE55, MD46, MD55, LE46, LE55, ED46, ED55, ED65, ED75, HD46 320MX-3, 320TSn-3, ED32, ED40, MD32, MD40, ME32, DE40, PE40, LE32 650MX, 650TS ME75B ED75C ME40, ME46, ME55, ME65, UE46, UE55, DE46, DE55, PE46, PE55, LE46, LE55, MD46, MD55, ED46, ED55, ED65 SUR40
Welcome B'd	STN-520WE MID40/EN MID40-UX3 MID-UX40MB MID46-UX3 MID-UX46MB MID462-UT2 MID462DS MID462MB MID4046K MID462K MID-UD46MB MID-UD46FS MID-UD55MB MID-UD55FS	400/460MX-3, 400/460/550DX-3, 400/460UX-3, 400/460TS-3, LFD LED (32"-65", without PIM, SBBA) 400UXn series 400UX-3 400UX-3 460UX-3 460UX-3 460UT-2, UT-B 460UT-2, UT-B 460UT-2, UT-B 400/460UX series 460UT-2, UD55A, UD46A UD46A UD46A UD55A UD55A
Overlay Protection Glass	CY-PG32LBC CY-PG40LBC CY-PG46LBC CY-PG55LBC	ME32A, ME32B ME40A, ME40B, DE40A ME46A, ME46B, DE46A ME55, DE55A
Overlay Protection Glass + Touch for 12	CY-TM32LBC CY-TM40LBC CY-TM46LBC CY-TM55LBC CY-TM65LBC CY-TM75LBC	ME32B ME40B ME46B ME55B ME65B ME75B, ME75C
Overlay Protection Glass + Touch for 13	CY-TM32LCA (NEW) CY-TM40LCA (NEW) CY-TM46LCA (NEW) CY-TM55LCC (NEW) CY-TE65LCC (NEW) CY-TE75LCC (NEW)	ME32B, ME32C ME40B, ME40C ME46B, ME46C ME55B, ME55C MD65C, ED65C ED75C
SIRCH	CY-HDS01A	HD all Line up
HD Simple Remote Controller	CY-HDR1110A/ZA (NEW) CY-HDR1110A (NEW)	North America HD World Wide HD (Except North America models)
HD External Clock	CY-HDCB01 (NEW)	EU, CIS, MEA (except Saudi), ASIA, China, Hong Kong 670, 675 models
Magic IWB	CY-MIWB	ME + Touch Overlay
External Brightness & IR Sensor	CY-EBIS CY-EBISA	400UX-3, 460UX-3, 460UT-2, 460UT-B ME40A, ME46A, ME55A, DE40A, DE46A, DE55A, UE46A, UE55A, UD22B, UD46A, UD55A
Set Back Box	SBB-D16AX2 SBB-D32AX2 SBB-D32AV2 SBB-Q16AX4 SBB-Q32AX4 SBB-Q32AV4 SBB-SMDFAD SBB-SMDTBD SBB-PD32BV2 SBB-PQ32BV4 SBB-PQ28BP4	SIM/SBB Type for New LED Model) / CPU Dual, SSD 16G, DDR 2G → New model "C" series for LFD "C" Series SIM/SBB Type for New LED Model / CPU Dual, SSD 32G, DDR 2G → New model "C" series for LFD "C" Series Dual/32G/2G/Win7e (W05 production) → New model "C" series for LFD "C" Series SIM/SBB Type for New LED Model / CPU Quad, SSD 16G, DDR 4G SIM/SBB Type for New LED Model / CPU Quad, SSD 32G, DDR 4G → New model "C" series for LFD "C" Series Quad/32G/4G/Win7e (W05 production) → New model "C" series for LFD "C" Series Memory 2G / SSD 32GB, 32G/2G/Win7e (W02 production) 64G/2G, USD450 is promotion price. MP: W31(32GB SSD, 2GB DDR3 SO DIMM X1) MP: W31(32GB SSD, 4GB DDR3 SO DIMM X1) MP: W31(128GB SSD, 4GB DDR3 SO DIMM X1)

SAMSUNG SMART SIGNAGE TV



Model	LH40RMDWLGW/XT	LH48RMDWLGW/XT
Panel Size	40"	48"
Display	Direct LED	Direct LED
Native Resolution	1920 x 1080	1920 x 1080
Brightness (Max)	350 nit	350 nit
Input	HDMI, Composite, USB, RS232Cin, Audio Out, Coax	HDMI, Composite, USB, RS232Cin, Audio Out, Coax
Storage	256 Mb	256 Mb
TV Tuner	Yes, DVBT2	Yes, DVBT2
Special Feature	Built-in WiFi and AP, MagicInfo Express	Built-in WiFi and AP, MagicInfo Express
Warranty	3 Years onsite	3 Years onsite
Included Accessories	TV Stand, Min wall mount kit	TV Stand, Min wall mount kit
SRP (inc.vat)	19,900.-	25,900.-

“ A NEW TYPE OF PRODUCT DESIGNED FOR SMALL SHOP OWNERS TO COMMUNICATE VARIOUS IN-STORE PROMOTIONS AND BUSINESS CONTENTS WHILE ENTERTAINING WITH LIVE TV AT THE SAME TIME. ”

USAGES

Live TV

- Entertain customers

Digital signage

- Create and schedule business contents
- Promote premium products
- Modernize shopping experience

TURN YOUR BUSINESS ON WITH THE NEW SMART SIGNAGE TV

Entertain Customers & Promote Your Business

You want to make your customers happy when visiting your business and may have considered hanging a TV to entertain them. But a traditional TV is not built for the heavy demands of full-time business use. And it doesn't take advantage of turning TV viewing into a selling opportunity.

You need a TV that works as hard as you do – doing double duty entertaining customers and promoting your products and services. The new SMART Signage TV is built from the ground up for smart businesses that want to entertain customers and promote the business.



TV + Digital Signage in One Display

The SMART Signage TV comes with everything you need to entertain, inform and promote. Display live TV programming on one part of the screen while showcasing your promotions on other parts.



Easy to Use

With over 150+ pre-built design templates, you can create professional promotions with text, images and videos. Use a computer or smartphone to quickly create and change content and upload with the built-in WiFi.







Commercial-Grade Performance and Reliability

The SMART Signage TV components are designed to operate 16 hours a day, 7 days a week. And it's backed by a three year commercial use warranty.

Philips Smart TV

PHILIPS

MODEL	PRODUCT DESCRIPTION
4110 series PHL-24PHA4110S/98  SRP : 4,990.- (inc.Vat)	Description PHILIPS LED TV - Analog Panel Size 24 นิ้ว Aspect Ratio 16:9 Picture Processing Digital Crystal Clear 100 Hz PMR Resolution 1366 x 768 Brightness 240 Viewing Angle 176(H)/176(V) Ambilight ไม่มี Sound Output 2x 4วัตต์, Incredible Surround Connectivity, In 1xHDMI, Composite/Component Video CVBS/ Y Pb Pr 1xInput, 1xUSB Other Features ช่องต่อ PC-in VGA สำหรับการใช้ต่อเป็นมอดิเตอร์ PC TUNER อนาล็อก Dimension 550 x 156 x 360 Weight 2.5 กก.
5210 series PHL-32PHT5210S/98  SRP : 7,990.- (inc.Vat)	Description PHILIPS LED TV - DVB-T2 Panel Size 32 นิ้ว Aspect Ratio 16:9 Picture Processing Digital Crystal Clear 100 Hz PMR Resolution 1366 x 768 Brightness 240 Viewing Angle 176(H)/176(V) Ambilight ไม่มี Sound Output 2x 8วัตต์, Incredible Surround Connectivity, In 3xHDMI, Composite/Component Video CVBS/ Y Pb Pr 1xInput, 1xUSB Other Features ช่องต่อ PC-in VGA สำหรับการใช้ต่อเป็นมอดิเตอร์ PC TUNER ดิจิตอลทีวี: DVB-T/T2 Dimension 737 x 210 x 483 Weight 6.5 กก.
5100 series PHL-40PFT5100S/98  SRP : 12,990.- (inc.Vat)	Description PHILIPS LED TV - DVB-T2 Panel Size 40 นิ้ว Aspect Ratio 16:9 Picture Processing Digital Crystal Clear 100 Hz PMR Resolution 1920 x 1080 Brightness 280 Viewing Angle 176(H)/176(V) Ambilight ไม่มี Sound Output 2x 8วัตต์, ระบบปรับความดังเสียงอัตโนมัติ(AVL), Incredible Surround Connectivity, In 3xHDMI, Composite/Component Video CVBS/ Y Pb Pr 1xInput, 1xUSB Other Features ช่องต่อ PC-in VGA สำหรับการใช้ต่อเป็นมอดิเตอร์ PC TUNER ดิจิตอลทีวี: DVB-T/T2 Dimension 918 x 257 x 570 Weight 9.1 กก.
5100 series PHL-50PFT5100S/98  SRP : 18,990.- (inc.Vat)	Description PHILIPS LED TV - DVB-T2 Panel Size 50 นิ้ว Aspect Ratio 16:9 Picture Processing Digital Crystal Clear 100 Hz PMR Resolution 1920 x 1080 Brightness 280 Viewing Angle 176(H)/176(V) Ambilight ไม่มี Sound Output 2x 8วัตต์, ระบบปรับความดังเสียงอัตโนมัติ(AVL), Incredible Surround Connectivity, In 3xHDMI, Composite/Component Video CVBS/ Y Pb Pr 1xInput, 1xUSB Other Features ช่องต่อ PC-in VGA สำหรับการใช้ต่อเป็นมอดิเตอร์ PC TUNER ดิจิตอลทีวี: DVB-T/T2 Dimension 1124 x 256 x 687 Weight 13.7 กก.

Philips Smart TV

1 year Warranty



MODEL

PRODUCT DESCRIPTION

5100 series

PHL-55PFT5100S/98



SRP : 23,990.- (inc.Vat)

Description PHILIPS LED TV - DVB-T2
Panel Size 55 นิ้ว
Aspect Ratio 16:9
Picture Processing Digital Crystal Clear 100 Hz PMR
Resolution 1920 x 1080
Brightness 350
Viewing Angle 176(H)/176(V)
Ambilight ไม่มี
Sound Output 2x 8วัตต์, ระบบปรับความดังเสียงอัตโนมัติ(AVL), Incredible Surround
Connectivity, In 3xHDMI, Composite/Component Video CVBS/ Y Pb Pr 1xInput, 1xUSB
Other Features ช่องต่อ PC-in VGA สำหรับการเชื่อมต่อเป็นมอนิเตอร์ PC
TUNER ดิจิตอลทีวี: DVB-T/T2
Dimension 1239 x 256 x 752
Weight 16.1 กก.

5109 series

PHL-40PFT5109S/98



SRP : 12,990.- (inc.Vat)

Description PHILIPS LED TV - DVB-T2
Panel Size 40 นิ้ว
Aspect Ratio 16:9
Picture Processing Digital Crystal Clear 100 Hz PMR
Resolution 1920 x 1080
Brightness 300
Viewing Angle 176(H)/176(V)
Ambilight ไม่มี
Sound Output 2x 10วัตต์, ระบบปรับความดังเสียงอัตโนมัติ(AVL), Virtual Surround
Connectivity, In 3xHDMI, Composite/Component Video CVBS/ Y Pb Pr 1xInput, 1xUSB, IEC75, 1xPC-in VGA
Other Features ช่องต่อ PC-in VGA สำหรับการเชื่อมต่อเป็นมอนิเตอร์ PC
TUNER ดิจิตอลทีวี: DVB-T/T2
Dimension 904 x 302 x 610
Weight 9.5 กก.

5109 series

PHL-32PHT5109S/98



SRP : 7,990.- (inc.Vat)

Description PHILIPS LED TV - DVB-T2
Panel Size 32 นิ้ว
Aspect Ratio 16:9
Picture Processing Digital Crystal Clear 100 Hz PMR
Resolution 1366 x 768
Brightness 300
Viewing Angle 176(H)/176(V)
Ambilight ไม่มี
Sound Output 2x 10วัตต์, ระบบปรับความดังเสียงอัตโนมัติ(AVL), Virtual Surround
Connectivity, In 3xHDMI, Composite/Component Video CVBS/ Y Pb Pr 1xInput, 1xUSB, IEC75, 1xPC-in VGA
Other Features ช่องต่อ PC-in VGA สำหรับการเชื่อมต่อเป็นมอนิเตอร์ PC
TUNER ดิจิตอลทีวี: DVB-T/T2
Dimension 727x186x484
Weight 5.8 กก.

LED TV & SMART TV

330