

Approved \_\_\_\_\_ Mayor  
Veto \_\_\_\_\_  
Override \_\_\_\_\_

Agenda Item F

ORDINANCE NO. \_\_\_\_\_

ORDINANCE APPROVING, ADOPTING AND RATIFYING PROPRIETARY BUDGETS, SPECIAL ASSESSMENT DISTRICT RATES AND BUDGETS, AND OTHER BUDGETS OF MIAMI-DADE COUNTY, FLORIDA, FOR THE FISCAL YEAR COMMENCING OCTOBER 1, 2013 AND ENDING SEPTEMBER 30, 2014; PROVIDING A SHORT TITLE; INCORPORATING THE FISCAL YEAR 2013-14 PROPOSED BUDGET AS AMENDED; APPROPRIATING ALL BUDGETED EXPENDITURES; AUTHORIZING THE INVESTMENT OF COUNTY FUNDS IN TIME WARRANTS OF MIAMI-DADE COUNTY; AUTHORIZING THE TRANSFER OF FUNDS AS CASH ADVANCES PENDING RECEIPT OF TAXES; RATIFYING AND APPROVING IMPLEMENTING ORDERS AND OTHER ACTIONS OF THE BOARD WHICH SET CHARGES, AUTHORIZING FEES CONSISTENT WITH APPROPRIATIONS AND PROVIDING FOR THEIR AMENDMENT; APPROVING REVISED FEES, CHARGES, AND IMPLEMENTING ORDERS FOR VARIOUS DEPARTMENTS AND AGENCIES; APPROVING THE FY 2013-14 PAY PLAN; AUTHORIZING ALLOCATIONS AND REALLOCATIONS OF BOND PROCEEDS AND INTEREST EARNINGS; AUTHORIZING THE COUNTY MAYOR OR DESIGNEE TO PROVIDE BOND ISSUE RESERVES; ESTABLISHING SUCH FUNDS AS MAY BE APPROVED DURING THE YEAR AND PROVIDING FOR THEIR EXPENDITURE; AUTHORIZING PAYMENT OF LOCAL BUSINESS TAX SURCHARGE TO BEACON COUNCIL; APPROPRIATING GRANT, DONATION, AND CONTRIBUTION FUNDS; AUTHORIZING THE COUNTY MAYOR OR HIS DESIGNEE TO EXECUTE CERTAIN FUNDING AGREEMENTS; CONTINUING THE MUNICIPAL SERVICES TRUST FUND; WAIVING FOR FISCAL YEAR 2013-14 PROVISIONS OF SECTIONS 2-1799(e) AND 2-1799(f)1 OF THE CODE OF MIAMI-DADE COUNTY, FLORIDA RELATED TO THE DISPOSITION OF UNEXPENDED MAYOR OFFICE BUDGET AND UNALLOCATED CARRYOVER FUNDING IN THE COUNTYWIDE GENERAL FUND AND THE UNINCORPORATED MUNICIPAL SERVICES AREA BUDGETS, RESPECTIVELY; AMENDING, WAIVING OR RESCINDING, IF NECESSARY, VARIOUS CHAPTERS OF THE CODE OF MIAMI-DADE COUNTY, FLORIDA, APPLICABLE IMPLEMENTING ORDERS AND OTHER LEGISLATIVE ENACTMENTS TO CONFORM SUCH ENACTMENTS TO THE FISCAL YEAR 2013-14 ADOPTED BUDGET, INCLUDING, BUT NOT LIMITED TO, AMENDMENTS TO SECTION 1-4.3 OF THE CODE RELATING TO VARIOUS ADMINISTRATIVE DEPARTMENTS AND DELEGATIONS OF COMMISSION AUTHORITY, POWER, AND RESPONSIBILITY ASSOCIATED THEREWITH AND WAIVER OF SECTION 2-1605 OF THE CODE RELATED TO FINANCIAL SUPPORT OF THE SPORTS COMMISSION; SUPERSEDING CONFLICTING PROVISIONS OF PRIOR ORDINANCES AND

RESOLUTIONS IN CONFLICT; PROVIDING SEVERABILITY,  
INCLUSION IN THE CODE AND AN EFFECTIVE DATE

BE IT ORDAINED, BY THE BOARD OF COUNTY COMMISSIONERS OF MIAMI-DADE COUNTY, FLORIDA:

Section 1. This ordinance shall be known and may be cited as the "2013-14 Miami-Dade County Self-Supporting Budget Ordinance."

Section 2. Pursuant to Section 5.03(B) of the Home Rule Charter, the County Mayor has recommended a proposed budget for Miami-Dade County, Florida, for the fiscal year commencing October 1, 2013. Said proposed budget document as submitted to the Board of County Commissioners ("Board") is incorporated herein by reference and is amended to include: (a) all of the applicable changes contained in this Ordinance; and (b) the changes contained in the September 10, 2013 memorandum entitled "Information for First Budget Hearing – FY 2013-14 Proposed Budget".

Section 3. The budget proposed, including the five-year financial plan contained therein, is hereby approved and adopted, including the budgets for Special Assessment Districts, and the budgeted revenues and expenditures therein are hereby appropriated. Department expenditure allocations established by the County Mayor as revised and summarized in the attached budget are adopted as limitations of all expenditures, except as hereinafter provided; and appropriations hereby have been provided for outstanding indebtedness for the payment of vouchers that have been incurred in the current or prior year, but are not expected to be paid until the commencement of the new fiscal year. Receipts from sources not anticipated in the attached budget may be appropriated and expended by ordinance duly enacted by the Board in accordance with Section 129.06(2)(d), Florida Statutes, and Section 1.02(A) of the Miami-Dade County Home Rule Charter. Adjustments within the same fund to departmental appropriations made in the attached budget may be approved from time to time by motion duly adopted by the Board in accordance with Section 129.06(2)(a), Florida Statutes, and Ordinance No. 07-45, as amended. The Director of the Office of Management

and Budget is authorized to approve adjustments to expenditure code allocations within the limit of the departmental or other appropriations made in the attached budget. All adjustments made in accordance with this ordinance are approved and ratified.

Section 4. Pursuant to the authority of Chapter 8015, Special Acts of Florida, 1919, which authorizes the Board of County Commissioners of Miami-Dade County, Florida, to borrow money and to issue time warrants, and pursuant to the authority of Section 129.02(5), Florida Statutes, which permits funds of the County to be invested in securities of the federal government and of the local governments in Florida, or both, the Finance Director is hereby authorized to invest these monies in the time warrants of Miami-Dade County, Florida.

Section 5. As provided in Section 5.03(C) of the Home Rule Charter, the Board hereby authorizes the transfer of any portion of the earnings or balance of the several funds, other than sinking funds, for obligations not yet retired, to the general funds of the County provided that such transfer be deemed a cash advance to meet operating and other expenses approved by the Board, and that all such advances shall be reimbursed before the end of the fiscal year upon receipt of adequate tax or other appropriate revenues. Provided, however, that this section in no way limits or restricts the power of the Board to transfer any unencumbered appropriation balance, or any portion thereof, from one department, fund or agency to another as provided by law pursuant to Section 5.03(C) of the Home Rule Charter.

Section 6. The provisions of Section 2-1799(e) of the Code of Miami-Dade County, Florida, requiring that unexpended funds in Mayoral office budget be designated as reserves at the end of the fiscal year in which the funds were unexpended and added to the Mayoral office budget in the following fiscal year, are waived to permit the use of funds unexpended as of September 30, 2013 from the Mayoral office budget as Fiscal Year 2012-13 General Fund carryover for appropriation to the Fiscal Year 2013-14 Adopted Budget as approved by the Board. The provisions of Section 2-1799(f)1 of the Code of Miami-Dade County, Florida, requiring that fifty (50) percent of the unallocated carryover funds in the Countywide and Unincorporated Municipal Service Area (UMSA) general fund budgets be allocated to the

Capital Outlay Reserve fund in the fiscal year following the fiscal year the funds were identified to support County Services, are waived for fiscal year 2013-14 to permit the use of Countywide and UMSA carryover funds that remain unallocated as of September 30, 2013 for appropriation to the Fiscal Year 2013-14 Proposed Budget as approved by the Board.

Section 7. The provisions of Section 2-1605 of the Code of Miami-Dade County, Florida, that provide for financial support to the Sports Commission in the amount of \$250,000 in the official Miami-Dade County budget each year, unless otherwise directed by the Board of County Commissioners, shall be waived for Fiscal Year 2013-14.

Section 8. Section 1-4.3 of the Code of Miami-Dade County, Florida, is hereby amended as follows: <sup>1</sup>

Section 1-4.3. Reorganization of County Administrative Departments

\* \* \*

(f) The powers, functions and responsibilities of the Office of Americans with Disabilities Act Coordination and the Departments of General Services Administration (except for those powers, functions and responsibilities that set forth, define or otherwise affect infill housing), Procurement Management, Capital Improvement (except for those powers, functions and responsibilities that set forth, define or otherwise affect bond programs), and Human Resources provided in Legislative Enactments are hereby transferred to the Department of Internal Services. All references in Legislative Enactments relating to the Office of Americans with Disabilities Act Coordination and the Departments of General Services Administration (except for those references that set forth, define or otherwise affect infill housing), Procurement Management, Capital Improvement (except for those references which set forth, define or otherwise affect bond programs), and Human Resources shall be deemed to be references to the

---

<sup>1</sup> Words stricken through and/or [[double bracketed]] shall be deleted. Words underscored and/or >>double arrowed<< constitute the amendment proposed. The remaining provisions are now in effect and remain unchanged.

Department of Internal Services. All delegations of Commission authority, power and responsibility to the Directors of the Office of Americans with Disabilities Act Coordination and the Departments of General Services Administration (except for those delegations which set forth, define or otherwise affect infill housing), Procurement Management, Capital Improvement (except for those delegations which set forth, define or otherwise relate to bond programs), and Human Resources shall be deemed to be a delegation to the Director of the Department of Internal Services or, at the County Mayor's discretion, to the County Mayor's designee. Notwithstanding the foregoing, the Director of the Department of Internal Services shall hold the powers and responsibilities of the personnel director as set forth in Section 5.05 of the Miami-Dade County Home Rule Charter.

>>Commencing upon the later of October 1, 2013 or the effective date of this ordinance, and notwithstanding and prevailing over the foregoing provisions of this subsection:

---

(i) The powers, functions, and responsibilities provided in Legislative Enactments that set forth, define or otherwise affect (a) Human Resources, including, but not limited to, the powers, functions, and responsibilities related to payroll and information management, labor relations, compensation and benefits, recruitment, testing and career development, are hereby transferred from the Department of Internal Services to the Department of Human Resources; and (b) the Office of Human Rights and Fair Employment Practices are hereby transferred to the Department of Human Resources; and

---

(ii) The references in Legislative Enactments to (a) Human Resources and the Department of Internal Services that set forth, define or otherwise affect Human Resources or human resources functions, including, but not limited to, the functions related to payroll and information management, labor relations,

compensation and benefits, recruitment, testing and career development, and (b) the Office of Human Rights and Fair Employment Practices, shall be deemed to be references to the Department of Human Resources; and

(iii) Those delegations to the Directors of the Departments of Human Resources or Internal Services that set forth, define or otherwise affect Human Resources or human resources functions, including, but not limited to, the functions related to payroll and information management, labor relations, compensation and benefits, recruitment, testing and career development, or to the Director of the Office of Human Rights and Fair Employment Practices, shall be deemed a delegation to the Director of the Department of Human Resources, or, at the County Mayor's discretion, to the County Mayor's designee; and

(iv) The Director of the Department of Human Resources shall hold the powers and responsibilities of the personnel director as set forth in Section 5.05 of the Miami-Dade County Home Rule Charter.<<

\* \* \*

Section 9. Section 8-12 of the Code of Miami-Dade County, Florida, is hereby amended as follows:

Section 8-12. Fees.

\* \* \*

(e) Assessment of code administration fee.

Prior to the issuance of any building permit pursuant to the Building Code, including any premise permit, each building official for Miami-Dade County or any municipality shall assess a code administration fee in the amount ~~[[of sixty cents (\$0.60) per one thousand dollars (\$1,000.00) or fractional value of the work to be done under the permit]]~~ >>specified in the relevant departmental fee schedule established by separate implementing order and approved by the Board of County Commissioners.<< This code

administration fee shall be in addition to and not in derogation of other fees and costs that may be payable as a condition of obtaining the permit and shall be nonrefundable.

~~[[For purposes of the calculation of the code administration fee, the value of the work to be done under the permit shall be determined as follows:~~

~~(1) — For new construction of and additions to Building Code occupancies, the value of the work shall be sixty five dollars (\$65.00) per square foot of construction except as noted below.~~

~~(2) — For Building Code occupancy Groups S1 and F (Storage and Industrial), the value of the work shall be forty five dollars (\$45.00) per square foot of construction.~~

~~(3) — For large and unusual projects, including but not limited to stadiums, airports, and water treatment plants, and for miscellaneous permit activity not otherwise provided for in this section, including, but not limited to repair, or alterations, or changes to electrical service, the value of the work shall be the actual cost of such work as determined by the applicant and approved by the Building Official. The applicant shall be responsible for accurate reporting of the value of the work, and the reported value shall be subject to review and verification by the Building Official.]]~~

~~\* \* \*~~

Section 10. All Implementing Orders, as amended hereby, and other actions of the Board setting fees and charges, as well as all fees consistent with appropriations adopted herein, are hereby ratified, confirmed and approved; and may be subsequently amended by Board action during the fiscal year.

Section 11. The revised Implementing Order setting the Miami-Dade Port of Miami rates, fees and charges as reflected in attachment A is made a part hereof and the Implementing Order may be subsequently amended by Board action during the fiscal year.

Section 12. The revised Implementing Order setting Public Works and Waste Management rates, fees, and charges as reflected in attachment B is made a part hereof and these rates, fees and charges may be subsequently amended by Board action during the fiscal year.

Section 13. The revised Implementing Order setting County Parking Facilities rates, fees, and charges as reflected in attachment C is made a part hereof and these rates, fees and charges may be subsequently amended by Board action during the fiscal year.

Section 14. The revised summary setting the Aviation Department rates, fees and charges as reflected in attachment D is made part hereof and these rates, fees and charges may be subsequently amended by Board action during the fiscal year.

Section 15. The revised Implementing Order setting the Vizcaya rates, fees and charges as reflected in attachment E is made part hereof and these rates, fees and charges may be subsequently amended by Board action during the fiscal year.

Section 16. The revised Implementing Order setting the Cultural Affairs rates, fees and charges as reflected in attachment F is made part hereof and these rates, fees and charges may be subsequently amended by Board action during the fiscal year.

Section 17. The revised Implementing Order setting the Miami-Dade Fire Rescue inspection and permit fees as reflected in attachment G is made part hereof and these rates, fees and charges and these rates, fees, and charges may be subsequently amended by Board action during the fiscal year.

Section 18. The revised Implementing Order setting the Regulatory and Economic Resources rates, fees and charges as reflected in attachment H is made part hereof and these rates, fees and charges may be subsequently amended by Board action during the fiscal year.



Section 19. The revised Implementing Order setting the Miami-Dade Library Department rates, fees and charges as reflected in attachment I is made part hereof and these rates, fees and charges may be subsequently amended by Board action during the fiscal year.

Section 20. The revised Implementing Order setting the Miami-Dade Transit rates, fees and charges as reflected in attachment J is made part hereof and these rates, fees and charges may be subsequently amended by Board action during the fiscal year.

Section 21. The revised Implementing Order setting Water and Sewer Department rates, fees, and charges as reflected in attachment K is made a part hereof and the rates, fees, and charges may be subsequently amended by Board action during the fiscal year.

Section 22. The revised Implementing Order setting Miami-Dade Police Department Off-Duty rates, fees and charges as reflected in attachment L is approved and is made a part hereof and the rates, fees and charges may be subsequently amended by Board action during the fiscal year.

Section 23. The revised Implementing Order setting Animal Services Department rates, fees and charges as reflected in attachment M is approved and is made a part hereof and the rates, fees and charges may be subsequently amended by Board action during the fiscal year.

Section 24. The revised annual Special Taxing District rates as reflected in attachment N are approved and made a part hereof. These rates for the referenced Special Taxing Districts are hereby levied.

Section 25. The pay rates set forth in the FY 2013-14 Pay Plan are hereby approved.

Section 26. All allocations and reallocations of bond proceeds and interest earnings included in the 2013-14 Proposed Capital Budget and Multi-Year Capital Plan, as may be amended, are hereby authorized.

Section 27. The County Mayor, or whomever he shall so designate, is hereby authorized to use interest earned on deposit of Public Improvement Bond funds to establish and maintain an Interest and Sinking Fund Reserve Account in an amount not to exceed one year's maximum principal and interest. Interest earned in excess of the reserve shall be distributed to

Public Improvement Bonds Construction Funds in accordance with standard accounting practices.

Section 28. The Finance Director is hereby authorized to establish and to receive and expend funds up to amounts received without specific appropriation pursuant to Section 5.03(C) of the Home Rule Charter for existing trust funds, working capital funds, bond construction funds, pension funds, revolving funds and any other such funds as may be approved by motion of the Board of County Commissioners during the 2013-14 fiscal year.

Section 29. The Finance Director is hereby authorized to make payment of local business tax surcharge revenues for FY 2013-14 to the Miami-Dade County Beacon Council, Inc., in accordance with state law and Resolution No. 1066-88 which authorizes the agreement between Miami-Dade County and the Beacon Council.

Section 30. All grant, donation, and contribution funds received by the County are hereby appropriated at the levels and for the purposes intended by the grants, donations and contributions.

Section 31. The County Mayor or his or her designee is hereby authorized to execute agreements for funding allocations for Community-based Organizations approved in this ordinance as a result of a Request for Proposal or other formal selection process or individual allocations approved by the Board in the form approved by the County Attorney.

Section 32. Notwithstanding any other provision of the County Code, resolution or Implementing Order to the contrary, non-profit entities awarded grants of County monies from the prior year's District Discretionary Reserve, Commission Office Funds, or County Services Reserve shall not be required to complete affidavits of compliance with the various policies or requirements applicable to entities contracting or transacting business with the County.

Section 33. Payment by a municipality to the Municipal Services Trust Fund shall be used for services which provide benefits to the municipality or the residents thereof.

Section 34. Unless otherwise prohibited by law, this ordinance shall supersede all enactments of this Board including, but not limited to, ordinances, resolutions, implementing

orders, regulations, rules, and provisions in the Code of Miami-Dade County in conflict herewith; provided, however, nothing in this ordinance shall amend or supersede the requirements of Ordinance 07-45, as amended.


Section 35. If any section, subsection, sentence, clause or provision of this ordinance is held invalid, the remainder of this ordinance shall not be affected by such invalidity.

Section 36. All provisions of this ordinance shall become effective ten (10) days after the date of enactment unless vetoed by the Mayor, and if vetoed, shall become effective only upon override by this Board. In the event all or any particular component of this ordinance are vetoed, the remaining components, if any, shall become effective ten (10) days after the date of enactment and the components vetoed shall become effective only upon override by this Board.

Section 37. This ordinance does not contain a sunset provision.

Section 38. It is the intention of the Board of County Commissioners, and it is hereby ordained that the provisions of Sections 8 and 9 of this Ordinance shall become and be made part of the Code of Miami-Dade County, Florida. The sections of this ordinance may be renumbered or re-lettered to accomplish such intention, and the word "ordinance" may be changed to "section," "article," or other appropriate word.

PASSED AND ADOPTED:

Approved by County Attorney as  
to form and legal sufficiency. 

ORD/ITEM F Proposed

I.O. No.: 4-4  
Ordered: [11/20/2012](#)  
Effective: [11/30/2012](#)

MIAMI-DADE COUNTY  
IMPLEMENTING ORDER

PORT OF MIAMI TERMINAL TARIFF NO. 010  
SEAPORT DEPARTMENT

**AUTHORITY:**

The Miami-Dade County Home Rule Amendment Charter, including, among others, Sections 1.01 and 2.02A.

**SUPERSEDES:**

This Implementing Order supersedes prior Implementing Orders and revisions to Port of Miami Terminal Tariff No. 010 as it relates to those items specified in the attached Tariff pages. Any items not expressly superseded herein remain in effect.

**POLICY:**

Port of Miami Terminal Tariff No. 010 shall be established providing for the rates, rules and regulations for the Seaport facilities of Miami-Dade County, Florida.

**PROCEDURE:**

The Director of the Dante B. Fascell Port of Miami-Dade (Port of Miami) is responsible for the operation and management of Port of Miami, including establishing rates and fees for usage of Port facilities and collection of same. Reviews and revisions of rates and fees will occur on an annual basis with recommendations for changes forwarded to the County Mayor.

**TARIFF:**

The Tariff items adopted by this Implementing Order have been presented and are considered a part hereof. In accordance with Section 2.3 of the Code of Miami-Dade County, these official Tariff items are also filed with the Clerk of the Board of County Commissioners. Items, which are charged by the Port of Miami, shall be the same as those listed in the official Port of Miami Terminal Tariff No. 010 on file with the Clerk of the County Commission.

This Implementing Order is hereby submitted to the Board of County Commissioners of Miami-Dade County, Florida.

Approved by the County Attorney as  
to form and legal sufficiency \_\_\_\_\_

---

---

(Effective October 1, 2013)

---

---

FFMC - T No 010



**TERMINAL TARIFF NO. 010  
RATES RULES AND REGULATIONS  
FOR THE  
SEAPORT FACILITIES  
OF  
MIAMI-DADE COUNTY  
FLORIDA**

---

---

**2<sup>nd</sup> REVISED [title page]**

**EFFECTIVE: October 1, 2012**

---

---

**THIS TARIFF IS ISSUED BY THE MIAMI-DADE COUNTY  
MANAGER UNDER AUTHORITY OF ADMINISTRATIVE  
ORDER NO. 4-4 PURSUANT TO SECTION 4.02 OF THE  
HOME RULE CHARTER; MIAMI-DADE COUNTY  
HAVING JURISDICTION OVER AND CONTROL OF THE  
OPERATION OF THE DANTE B. FASCELL PORT OF  
MIAMI-DADE.**

---

---

**FOR FURTHER INFORMATION ADDRESS**

**PORT DIRECTOR  
DANTE B. FASCELL PORT OF MIAMI-DADE  
1015 NORTH AMERICA WAY  
MIAMI, FLORIDA 33132  
(305) 371-7678**

## TARIFF NO. 010

<b>TABLE OF CONTENTS</b>
--------------------------

SECTION	TITLE	PAGE
SECTION ONE	DEFINITIONS	1
SECTION TWO	GENERAL RULES AND REGULATIONS	6
SECTION THREE	RULES & REGULATIONS FOR VESSELS	12
SECTION FOUR	RULES & REGULATIONS FOR WHARVES	15
SECTION FIVE	DOCKAGE	19
SECTION SIX	WHARFAGE	22
SECTION SEVEN	WHARF DEMURRAGE AND TERMINAL STORAGE	26
SECTION EIGHT	CONTAINER CRANE FACILITY	28
SECTION NINE	RENTALS AND LEASES	33
SECTION NINE-A	FOREIGN TRADE ZONE	<u>37A</u>
SECTION TEN	MISCELLANEOUS CHARGES	38
SECTION ELEVEN	GENERAL INFORMATION	43

1<sup>st</sup> REVISED

TABLE OF CONTENTS

OCTOBER 1, 2012

Issued By  
MIAMI-DADE COUNTY SEAPORT DEPARTMENT

**TARIFF NO. 010****CHECK SHEET**

<b>PAGE NUMBER</b>	<b>REVISION</b>	<b>EFFECTIVE DATE</b>	<b>PAGE NUMBER</b>	<b>REVISION</b>	<b>EFFECTIVE DATE</b>
Title Page	2nd Revised	10-01-12	24	10 <sup>th</sup> Revised	10-01-11
Table of Contents	Original	03-31-94	25	1 <sup>st</sup> Revised	02-05-00
00	26 <sup>th</sup> Revised	10-01-10	26	15 <sup>th</sup> Revised	10-01-13
00-A	Original	03-31-94	27	16 <sup>th</sup> Revised	10-01-13
00-B	1 <sup>st</sup> Revised	02-05-00	28	2 <sup>nd</sup> Revised	02-05-00
00-C	1 <sup>st</sup> Revised	10-01-99	29	19 <sup>th</sup> Revised	10-01-13
1	5 <sup>th</sup> Revised	10-01-13	29A	1 <sup>st</sup> Revised	10-01-05
2	2 <sup>nd</sup> Revised	10-01-05	30	4 <sup>th</sup> Revised	10-01-13
3	1 <sup>st</sup> Revised	02-05-00	31	1 <sup>st</sup> Revised	10-01-99
4	6 <sup>th</sup> Revised	11-01-12	32	Original	03-31-94
5	Original	03-31-94	33	7 <sup>th</sup> Revised	10-01-13
6	4 <sup>th</sup> Revised	04-15-05	34	2 <sup>nd</sup> Revised	10-01-05
7	1 <sup>st</sup> Revised	02-05-00	35	4 <sup>th</sup> Revised	10-01-07
8	3 <sup>rd</sup> Revised	10-01-03	35A	3 <sup>rd</sup> Revised	10-01-07
9	4 <sup>th</sup> Revised	10-01-10	36	2 <sup>nd</sup> Revised	10-01-11
9A	3 <sup>rd</sup> Revised	10-01-09	37	8 <sup>th</sup> Revised	10-01-13
9A-1	1 <sup>st</sup> Revised	10-01-13	37A	Original	10-01-12
9B	Original	10-01-11	38	14 <sup>th</sup> Revised	10-01-13
10	2 <sup>nd</sup> Revised	10-01-13	39	13 <sup>th</sup> Revised	10-01-13
11	6 <sup>th</sup> Revised	10-01-13	40	10 <sup>th</sup> Revised	10-01-13
12	2 <sup>nd</sup> Revised	10-01-13	41	19 <sup>th</sup> Revised	10-01-13
13	1 <sup>st</sup> Revised	02-05-00	41A	Reinstated	10-01-10
14	1 <sup>st</sup> Revised	02-05-00	41B	Original	10-01-13
15	1 <sup>st</sup> Revised	06-01-98	42	11 <sup>th</sup> Revised	10-01-13
16	7 <sup>th</sup> Revised	10-01-07	43	Original	03-31-94
17	2 <sup>nd</sup> Revised	10-01-02	44	Original	03-31-94
18	1 <sup>st</sup> Revised	02-05-00	45	Original	03-31-94
19	3 <sup>rd</sup> Revised	10-01-02	46	2 <sup>nd</sup> Revised	10-01-05
20	21 <sup>st</sup> Revised	10-01-13	47	2 <sup>nd</sup> Revised	10-01-05
21	15 <sup>th</sup> Revised	10-01-12	48	2 <sup>nd</sup> Revised	10-01-09
22	15 <sup>th</sup> Revised	10-01-13	Index	1 <sup>st</sup> Revised	10-01-12
23	21 <sup>st</sup> Revised	10-01-13			

**31<sup>st</sup> REVISED****PAGE 00****OCTOBER 1, 2013**

**Issued By  
MIAMI-DADE COUNTY SEAPORT DEPARTMENT**

**TARIFF NO. 010****CORRECTION SHEET****ORIGINAL****PAGE 00-A****ISSUED:****JANUARY 1, 1994****EFFECTIVE:****MARCH 31, 1994**

Reference marks and symbols used to indicate the effect of corrections to this Tariff are in compliance with FMC General Order 13, as amended as follows:

- (R) To denote a reduction
- (A) To denote an increase
- (C) To denote changes in wording which result in neither an increase nor decrease in charges
- (D) To denote a deletion
- (E) To denote an exception to a general change
- (N) To denote reissued matter
- (I) To denote new or initial matter

**ISSUED BY****MIAMI-DADE COUNTY SEAPORT DEPARTMENT**



**TARIFF NO. 010****1<sup>st</sup> REVISED****PAGE 00-B****UNITS OF WEIGHT & MEASURE****EFFECTIVE: FEBRUARY 5, 2000**

Customary international (metric) and U.S. units of weight and measure governing the determination of rates and charges assessed under this Tariff are as follows:

1 Acre	43,560	Square Feet
1 Kilogram	2.2046	Pounds
1,000 Kilograms	2,204.62	Pounds (1 Metric Ton)
1 Pound	0.4536	Kilograms
2,000 Pounds	907.1847	Kilograms (1 Short Ton)
1 Metric ton (1 Kilo ton)	1.1023	Short Tons
1 Short Ton	2,000	Pounds
1 Short Ton	0.9072	Metric Ton
1 Long Ton	2,240	Pounds
1 Foot	0.3048	Meter
1 Meter	3.2808	Feet
1 Cubic Foot	0.0283	Cubic Meters
1 Cubic Meter	35.315	Cubic Feet
1 Bushel Grain (US) 60 Pounds	27.216	Kilograms
1 Barrel (US) 42 Gallons	158.9873	Liters
1 Cubic Meter	423.792	Ft. Board Measure
1,000 Ft. Board Measure	83.33	Cubic Feet
1,000 Ft. Board Measure	2.36	Cubic Meters
6.4 Barrels (US, Bunker Fuel Only)	1,000	Kilograms
1 Liter	0.2642	Gallons
1 Gallon	3.7854	Liters
1 Gallon (Fresh Water)	8.34	Pounds

**ISSUED BY****MIAMI-DADE COUNTY SEAPORT DEPARTMENT**

TARIFF NO. 010

1<sup>st</sup> REVISED

PAGE 00-C

## METRIC CONVERSION GUIDE

EFFECTIVE: OCTOBER 1, 1999

<u>TO CHANGE</u>	<u>TO</u>	<u>MULTIPLY BY</u>
Cubic Feet	Cubic Meters	0.0283
Cubic Meters	Cubic Feet	35.3145
Cubic Meters	Cubic Yards	1.3079
Cubic Yards	Cubic Meters	0.7646
Feet	Meters	0.3048
Gallons (US)	Liters	3.7854
Inches	Millimeters	25.4000
Inches	Centimeters	2.5400
Kilograms	Pounds	2.2046
Liters	Gallons (US)	0.2642
Liters	Pints (Dry)	1.8162
Liters	Pints (Liquid)	2.1134
Liters	Quarts (Dry)	0.9081
Liters	Quarts (Liquid)	1.0567
Meters	Feet	3.2808
Meters	Yards	1.0936
Metric Tons	Tons (Long)	.8942
Metric Tons	Tons (Short)	1.1023
Millimeters	Inches	0.0394
Miles	Kilometers	1.6093
Pints (Dry)	Liters	0.5506
Pints (Liquid)	Liters	0.4732
Pounds	Kilograms	0.4536
Quarts (Dry)	Liters	1.1012
Quarts (Liquid)	Liters	0.9463
Square Feet	Square Meters	0.0929
Square Meters	Square Feet	10.7639
Square Yards	Square Meters	.8361
Tons (Long)	Metric Tons	1.0160
Tons (Short)	Metric Tons	0.9072
Yards	Meters	0.9144

ISSUED BY

MIAMI-DADE COUNTY SEAPORT DEPARTMENT

TARIFF NO. 010

5<sup>th</sup> REVISED PAGE 1SECTION ONE  
DEFINITIONS

EFFECTIVE: OCTOBER 1, 2013

FMC SUBRULE: 34-A01

## FOR EXPLANATION OF SYMBOLS, SEE PAGE 0-A (AFTER TITLE PAGE)

		ITEM
<u>County Commission approved contracts with one or more cruise lines allowing access to certain County service contracts for the provision of cruise related stevedoring, security, and/or pier check-in services.</u>	<u>ACCESS AGREEMENTS</u> (I)	<u>99</u>
The granting of permission to use a specified berth.	BERTH ASSIGNMENT	100
Each 24-hour period or fraction thereof during which a vessel occupies an assigned berth.	BERTH DAY	102
A unit of quantity for lumber equal to the volume of a board that is 12x12x1 inches - abbr. BF. If the number of BF is not listed on the manifest, then all charges will be assessed by manifested weight.	BOARD FOOT	103
The service of counting and checking cargo against appropriate documents for the account of the cargo or the vessel, or other person requesting same.	CHECKING	104
Miami-Dade County, organized and existing under and by the virtue of the laws of the State of Florida, and situated in the County of Miami-Dade in Florida.	COUNTY	106
The legislative governing body of Miami-Dade County as provided for in the charter of Miami-Dade County.	COUNTY COMMISSION	108
The administrative head of Miami-Dade County, <del>appointed by the Mayor</del> , who is responsible for the efficient operation of all County Departments.	COUNTY MANAGER <u>MAYOR</u> (C)	110
Dangerous cargo (includes hazardous materials, explosives, radioactive materials, etc.) Items included in Title 33 of the Code of Federal Regulations Section 160.203 and further defined in sections referenced therein.	DANGEROUS CARGO	111
The charges assessed against a vessel for berthing at a wharf, pier, bulkhead structure, or bank, or for mooring to a vessel so berthed.	DOCKAGE	112
A plan developed to ensure the application of security measures designed to protect the facility and its servicing vessels or those vessels interfacing with the facility, their cargoes, and persons on board at the respective MARSEC Levels pursuant to all applicable laws including but not limited to 33 Code of Federal Regulation 101.105, et seq.	FACILITY SECURITY PLAN (FSP)	113
The specified period during which cargo may occupy space assigned to it on terminal property free of wharf demurrage or terminal storage charges immediately prior to the loading or subsequent to the discharge of such cargo on or off the vessel.	FREE TIME	114
The service of physically moving cargo between point of rest and any place of the terminal facility, other than the end of ship's tackle.	HANDLING	116

ISSUED BY

MIAMI-MIAMI-DADE COUNTY SEAPORT DEPARTMENT

2<sup>nd</sup> REVISED PAGE 2

TARIFF NO. 010

EFFECTIVE: OCTOBER 1, 2005

SECTION ONE  
DEFINITIONS

FMC SUBRULE: 34-A01

FOR EXPLANATION OF SYMBOLS, SEE PAGE 0-A (AFTER TITLE PAGE)

The service of providing heavy lift cranes and equipment for lifting cargo.	HEAVY LIFT	ITEM 118
<p>New Year's Day.....January 1  Martin Luther King's Birthday.....3rd Monday in January  Presidents' Day.....3rd Monday in February  Memorial Day.....Last Monday in May  Independence Day.....July 4  Labor Day.....1st Monday in September  Columbus Day.....2nd Monday in October  Veterans' Day.....November 11  Thanksgiving Day.....4th Thursday in November  Christmas Day.....December 25</p> <p>In the event a legal holiday falls on a Saturday, it is celebrated on the preceding Friday, and in the event a legal holiday falls on a Sunday, it is celebrated on the succeeding Monday.</p>	PORT LEGAL HOLIDAYS (For billing purposes only)	119
The service of loading or unloading cargo between any place on the terminal and railroad cars, trucks, lighters or barges or any other means of conveyance to or from the terminal facility.	LOADING AND UNLOADING	120
Any Person carrying on the business of furnishing wharfage, dock, warehouse, or other marine terminal services or facilities in connection with a common carrier by water in the United States or its possessions.	OPERATOR	122
Port of Miami-Dade does not provide longshoremen, checkers or handlers for cargo or baggage; nor does it handle, count, or provide guards or security for cargo and ships. These services are provided by franchised stevedoring, cargo handling, and steamship agency firms. A list of firms authorized to perform these services is available upon request from the Seaport Marketing Division, Permit Section.	NON- OPERATING PORT	123
A notice issued by the United States Coast Guard or other federal, state or local agency for an alleged violation. The notice contains the applicable law or regulation violated and the corresponding proposed penalty and conditions to resolve the case.	NOTICE OF VIOLATION (I)	123a
A passenger traveling in an American-flag vessel.	PASSENGER DOMESTIC	124
A passenger traveling in a foreign-flag vessel.	PASSENGER FOREIGN	126
Any child, foreign or domestic, who has not reached its twelfth birthday, as of the date of embarkation or debarkation.	CHILD PASSENGER	127

ISSUED BY

MIAMI-DADE COUNTY SEAPORT DEPARTMENT

**TARIFF NO. 010**

**1<sup>st</sup> REVISED** **PAGE 3**

**SECTION ONE  
DEFINITIONS**

**EFFECTIVE: FEBRUARY 5, 2000**

FMC SUBRULE: 34-A01

**FOR EXPLANATION OF SYMBOLS, SEE PAGE 0-A (AFTER TITLE PAGE)**

<p>"Person" shall be defined in Florida Statutes Section 1.01 (3), and shall include municipal, governmental and public bodies and their agents, when such bodies or agents are using the Port terminal facility.</p>	<p>PERSON</p>	<p><u>ITEM</u> 128</p>
<p>That area on the terminal facility which is assigned for the receipt of inbound cargo from the ship and from which area inbound cargo may be delivered to the consignee, and that area which is assigned for the receipt of outbound cargo from shippers for vessel loading.</p>	<p>POINT OF REST</p>	<p>130</p>
<p>This term is synonymous with the term "Seaport Director."</p>	<p>PORT DIRECTOR</p>	<p>132</p>
<p>This term is synonymous with the term "Seaport Department," "Port," "Port of Miami," "Port of Miami-Dade."</p>	<p>DANTE B. FASCELL PORT OF MIAMI- DADE (C)</p>	<p>134</p>
<p>A pronoun in one gender includes and applies to other genders as well.</p>	<p>PRONOUNS (I)</p>	<p>135</p>

**ISSUED BY**

**MIAMI-DADE COUNTY SEAPORT DEPARTMENT**

**TARIFF NO. 010**

6<sup>th</sup> REVISED PAGE 4

**SECTION ONE  
DEFINITIONS**

EFFECTIVE: NOVEMBER 1, 2012

FMC SUBRULE: 34-A01

**FOR EXPLANATION OF SYMBOLS, SEE PAGE 0-A (AFTER TITLE PAGE)**

		<u>ITEM</u>
One or more structures comprising a terminal unit, and including, but not limited to wharves, warehouses, covered and/or open storage space, cold storage plants, grain elevators and/or bulk cargo loading and/or unloading structures, landings and receiving stations, used for the transmission, care and convenience of cargo and/or passengers in the interchange of same between land and water carriers or between two water carriers.	PORT TERMINAL	136
The department of Miami-Dade County created to operate, manage and develop the Seaport and terminal facilities of Miami-Dade County.	SEAPORT DEPARTMENT	138
The vessel representative responsible for the collection and payment of all charges assessed on a vessel for which they file a Request for Ship's Berth Assignment and provide accurate manifest documentation. All Ship Agents must be bonded and permitted by the Seaport Department to transact business at the Port of Miami.	SHIP AGENT	139
A vessel having a container/trailer capacity of 750 TEUs or less.	SMALL BOAT	140
A multi-day passenger vessel with an overall length of less than 800 feet shall be deemed a " <i>Small Passenger Vessel.</i> "	SMALL PASSENGER VESSEL (I)	141
A publication containing the rates, charges, rules regulations and practices of any Person carrying on the business of furnishing wharfage, dock, warehouse, or other marine terminal services or facilities in connection with a common carrier by water in the United States or its possessions.	TARIFF	142
A schedule, tariff, supplement to, or revised or amended page of a schedule or tariff.	TARIFF PUBLICATION	144
The service of providing warehouse or other terminal facilities for the storing of inbound or outbound cargo, including wharf storage, shipside storage, closed or covered storage, open or ground storage, bonded storage and refrigerated storage, after storage arrangements have been made.	TERMINAL STORAGE	146

ISSUED BY

MIAMI-DADE COUNTY SEAPORT DEPARTMENT

**TARIFF NO. 010**

**SECTION ONE  
DEFINITIONS**

FMC SUBRULE: 34-A01

**ORIGINAL** **PAGE 5**  
**ISSUED:** **JANUARY 1, 1994**  
**EFFECTIVE:** **MARCH 31, 1994**

**FOR EXPLANATION OF SYMBOLS, SEE PAGE 0-A (AFTER TITLE PAGE)**

		<u>ITEM</u>
The use of the terminal facility by any rail carrier, lighter operator, trucker, shipper or consignees, their agents, servants, and/or employees, when they perform their own car, lighter or truck loading or unloading, or the use of said facilities for any other gainful purpose for which a charge is not otherwise specified.	USAGE	150
Except as otherwise provided in individual items, the term "vessel" means floating craft of every description, and shall include in its meanings the term "owners and agents" thereof.	VESSEL	152
A charge assessed against cargo remaining in or on terminal facilities after the expiration of free time unless arrangements have been made for storage. Wharf demurrage is also applicable to cargo remaining in or on terminal facilities after expiration of an authorized storage period.	WHARF DEMURRAGE	154
A charge, assessed against the cargo or vessel on all cargo passing or conveyed over, onto, or under wharves or between vessels (to or from barge, lighter, or water), when berthed at a wharf or when moored in slip adjacent to wharf. Wharfage is solely the charge for use of wharf and does not include charges for any other service.	WHARFAGE, CARGO	156
A charges assessed against a passenger on a vessel, other than a crew member, when embarking from or debarking to port property. Passenger wharfage is solely the charge for use of wharf and other passenger facilities and does not include charges for any other service.	WHARFAGE, PASSENGER	158

**ISSUED BY**

**MIAMI-DADE COUNTY SEAPORT DEPARTMENT**

**TARIFF NO. 010**

**4<sup>th</sup> REVISED**

**PAGE 6**

**EFFECTIVE: APRIL 15, 2005**

**SECTION TWO  
GENERAL RULES & REGULATIONS**

**FMC SUBRULE: 34-A02**

**FOR EXPLANATION OF SYMBOLS, SEE PAGE 0-A (AFTER TITLE PAGE)**

APPLICABILITY OF TARIFF		ITEM
<p>The charges, rates, rules and regulations published in this tariff shall apply equally to all users of, and all traffic on the waterways and facilities owned and operated by Miami-Dade County, Florida under the jurisdiction of the Seaport Department, on and after the effective date of this tariff or any supplements thereto.</p> <p>Should there be any matter requiring clarification or interpretation of any tariff item, the Seaport Director, by delegation from the County, shall be the sole judge as to the application and interpretation of this tariff.</p> <p>The Seaport Director shall have the authority to deny, cancel, refuse, suspend or revoke a company's permit when that company has violated tariff rules and regulations or has violated established Port procedures, or has withheld or falsified information, or has been involved in any type of unlawful activity.</p>	<p>APPLICATION OF TARIFF AND SUPPLEMENTS</p> <p>(I)</p>	<p>200</p>
<p>The use of the waterways and piers, wharves, bulkhead, docks and other facilities under the jurisdiction of the Seaport Department shall constitute a consent to the terms and conditions of this tariff, and evidence an agreement on the parts of the vessels, their owners and agents, and other users of such waterways and facilities to pay all charges specified in this tariff and be governed by all rules and regulations published herein.</p>	<p>CONSENT TO TERMS OF TARIFF</p>	<p>202</p>
<p>A right of administrative review exists for actions or inactions of the Port Director and/or the Department pursuant to Section 28A-7, Code of Miami-Dade County.</p>	<p>APPEALS</p>	<p>204</p>

**ISSUED BY**

**MIAMI-DADE COUNTY SEAPORT DEPARTMENT**



**TARIFF NO. 010**

**1<sup>st</sup> REVISED PAGE 7**

**EFFECTIVE: FEBRUARY 5, 2000**

**SECTION TWO:  
GENERAL RULES & REGULATIONS**

FMC SUBRULE: 34-A03

**FOR EXPLANATION OF SYMBOLS, SEE PAGE 0-A (AFTER TITLE PAGE)**

ADMINISTRATIVE RESTRICTIONS, LIMITATIONS AND REQUIREMENTS		ITEM
<p>The Seaport Department is not obligated to provide storage or accommodation for property which has not been transported, nor is intended to be transported by water to or from the Port; nor is it obligated to provide extended storage or other services beyond reasonable capacity of the facilities; nor is it obligated to provide extended storage for any property in the course of normal operations, beyond a period of time determined by the Director.</p> <p>The Seaport Department is not obligated to accept any cargo, either inbound or outbound, which is not compatible with the accepted objectives of the Port and the established assurances to the community. The refusal of any such cargo is discretionary with the Director.</p> <p>The Seaport Department is not obligated to issue any permit, including stevedore permit or renewal. The Seaport shall consider other factors such as the granting or renewal of a permit does not lead to duplication of services that could lead to destructive competition or a reduction of the quality of services to our customers and persons using the Port of Miami-Dade and its facilities, and does not lead the Port of Miami-Dade to uncertainty, disruption and/or unstable environment in the rendering of such services.</p>	<p>GENERAL RESTRICTIONS AND LIMITATIONS (C)</p>	<p>210</p>
<p>The Seaport Department shall not be responsible for any damages to freight being loaded, unloaded, handled, stored, or otherwise present on its facilities, or for loss of any freight or for any delay to same.</p> <p>The Seaport Department shall not be responsible for any loss or damage to freight on or in its facilities by reason of fire, leakage, evaporation, natural shrinkage, wastage, decay, animals, rats, mice, other rodents, moisture, the elements, discharge of water from sprinkler fire protection systems, or by or from any other cause.</p> <p>The Seaport Department shall not be responsible for delay, loss or damage arising from riots, strikes, or labor disturbances of any persons, or for any loss due to pilferage or thievery, or to any other cause.</p> <p>The Seaport Department shall not be responsible for any personal injuries or death resulting from any cause whatsoever on its properties or facilities.</p> <p>The Seaport Department shall not be relieved from liability for occurrences which are caused solely by its own negligence.</p>	<p>DISCLAIMER FOR LOSS OR DAMAGE</p>	<p>212</p>

**ISSUED BY**

**MIAMI-DADE COUNTY SEAPORT DEPARTMENT**

TARIFF NO. 010

3<sup>rd</sup> REVISED PAGE 8

EFFECTIVE: OCTOBER 1, 2003

**SECTION TWO**  
**GENERAL RULES & REGULATIONS**

FMC SUBRULE: 34-A03

**FOR EXPLANATION OF SYMBOLS, SEE PAGE 0-A (AFTER TITLE PAGE)**

<p>The placing of property of any nature, including cargo on Seaport property pursuant to this tariff shall not be construed under any circumstances as a bailment of that property, and Miami-Dade County, its officers, employees, and agents, shall not be considered as bailee of any property whatsoever.</p>	<p>PLACEMENT GOODS NOT TO BE BAILMENT</p>	<p><u>ITEM</u> 213</p>
<p>Any cargo on which charges have not been collected within 90 days shall be considered abandoned cargo. The Seaport Department reserves the right to remove any or all such property to another part of the premises, or remove it and place in storage off the Port at the risk and expense of the owner. The Seaport Department may retain possession of the property until all charges have been paid. When the Director determines final abandonment of cargo in any instance, he shall dispose of same under established County procedures.</p>	<p>ABANDONED CARGO</p>	<p>214</p>
<p>All vessels, their owners and agents, and all other users of the waterways and facilities, shall furnish the Director copies of inbound or outbound manifest or other documents in a form satisfactory to the Director, or a full and correct statement, signed and certified to, on blanks furnished by the Seaport Department, showing weights or measurements of the various items discharged or loaded and the basis on which freight charges are assessed, within ten days after the arrival and/or departure of vessels, excepting Saturdays, Sundays and holidays.</p> <p>It is the stevedores' responsibility to provide the Port of Miami-Dade with complete loading and discharge guides to verify the vessel manifest(s).</p>	<p>FURNISHING CARGO STATEMENTS AND VESSEL REPORTS</p>	<p>216</p>
<p>A service fee of one-half of one percent (1/2 of 1%) of total charges resulting from the calculation of charges reflected on such documents, for each 24-hour period or fractional part thereof, including Saturdays, Sundays and holidays, will be assessed for incomplete, incorrect, non-certified or late submission of documentation required for entry to the Port or for the calculation or verification of Port charges. This service fee shall be assessed in addition to all other penalties imposed by this tariff. The minimum service fee is ten dollars (\$10.00).</p>	<p>LATE DOCUMENTATION ON SERVICE FEE (C)</p>	<p>217</p>

ISSUED BY

MIAMI-DADE COUNTY SEAPORT DEPARTMENT

**TARIFF NO. 010**

**4<sup>th</sup> REVISED PAGE 9**

**EFFECTIVE: OCTOBER 1, 2010**

**SECTION TWO  
GENERAL RULES & REGULATIONS**

FMC SUBRULE: 34-A03

**FOR EXPLANATION OF SYMBOLS, SEE PAGE 0-A (AFTER TITLE PAGE)**

<p>All charges assessed under this tariff are due as they accrue, and invoices issued by the Port are due and payable upon presentation.</p> <p>Any invoice remaining unpaid the last day of the month following the month billed is delinquent, and the Port users billed will be placed on a delinquent list.</p> <p>A delinquent invoice is subject to a penalty charge of one and one half percent (1-1/2%) for each month that said invoice remains delinquent at end of the month.</p> <p>This penalty charge shall be applied for a maximum period of six months subsequent to which the Seaport shall either negotiate an agreement with the Port user for collection of the delinquent charges, if not previously paid, or pursue standard collection procedures.</p> <p>Payment for returned checks dishonored by the bank (NSF) shall be made pursuant to Florida Statute (F.S. 832.07). In the event where a Port user has presented more than one (1) NSF check to the Port for payment, the Director, at his discretion, may require the Port User to pay the Port via a cashier's check, payable from a local bank, or an alternative method of payment approved by the Director or his designee.</p> <p>The Port assigns the responsibility for the collection and payment of all charges assessed on a vessel to the Ship's Agent company authorized by the Seaport Director to file the Request for Ship's Berth Assignment for the vessel. The Port must be paid according to the terms stipulated in this tariff item regardless of when the Ship's Agent, vessel, its owners or agents are reimbursed.</p> <p>The Port reserves the right to refuse the use of Port facilities and services to any Port user on the delinquent list and to demand payment of charges in advance before further services will be performed or facilities used.</p> <p><b>Sales Tax</b> Rates and charges contained in this tariff are exclusive of any sales tax. Applicable sales taxes shall be paid to the Port at the time and by the entity responsible for payment of the tariff charges for which the tax is imposed.</p> <p>Cruise and cargo shipping lines may elect to pay all invoices directly to the Port. Shipping lines choosing direct billing may contact the Port's permit section to set up the account, which still requires a permit, insurance coverage and payment guarantee, as per Items 714 and 222 of the Tariff.</p>	<p><b>PAYMENT OF BILLS (I)</b></p>	<p>ITEM</p> <p>218</p>
--	--	------------------------

**ISSUED BY**

**MIAMI-DADE COUNTY SEAPORT DEPARTMENT**

TARIFF NO. 010

3<sup>rd</sup> REVISED

PAGE 9-A

EFFECTIVE: OCTOBER 1, 2009

SECTION TWO  
GENERAL RULES & REGULATIONS

FMC SUBRULE: 34-A03

FOR EXPLANATION OF SYMBOLS, SEE PAGE 0-A (AFTER TITLE PAGE)

		ITEM
<p>Large volume non-terminal operating customers that do not have Board of County Commissioners approved volume agreements, upon certification by the Port's common user terminal operator, that either the customer is anticipated to load/unload in excess of 100,000 tons of cargo per fiscal year, or the customer is participating in a Port approved and Federal Maritime Commission approved, vessel sharing agreement with other lines which will result in the vsa participants loading/unloading over 100,000 tons of cargo per fiscal year, may apply to the common user terminal operator for a certification of Base tons, and upon such certification and written acceptance of same by the Port, may receive the following Tariff incentives on an annual fiscal year basis:</p>		
<p>Base Tons (first 100,000 tons per fiscal year)</p>	<p>0% off of applicable published Tariff for Dockage and Wharfage</p>	
<p>100,001-250,000 Tons per fiscal year</p>	<p>20% off of applicable published Tariff for Dockage and Wharfage</p>	<p>PAYMENT OF BILLS (I)</p>
<p>250,001-500,000 per fiscal year</p>	<p>30% off of applicable published Tariff for Dockage and Wharfage</p>	<p>218</p>
<p>500,001-750,000 Tons per fiscal year</p>	<p>40% off of applicable published Tariff for Dockage and Wharfage</p>	
<p>Tons in excess of 750,000 per fiscal year</p>	<p>45% off of applicable published Tariff for Dockage and Wharfage</p>	
<p>Base Tons include those tons loaded/unloaded at the Port of Miami, during any fiscal year that are billed to a customer, regardless of shipping arrangements. In any circumstances, no discounts will be applied to Base tons. The Port Director, at his discretion, shall prepare a statement of rules and guidelines regarding the certification process. The incentive discounts enumerated above only apply, where applicable, to dockage and wharfage rates, and shall have no effect on any other fee, rate, or tariff due under any other provision of, Tariff No. 10 or otherwise.</p>		
<p>This Item is subject to revision or revocation with 30 days notice at the discretion of the Port Director. The Port has the right to recalculate and reset the Base Year tons every three years in the exercise of its discretion, such recalculation shall be in accordance with the Port Director's guidelines.</p>		
<p>To remain eligible for the volume incentive, the participating lines' customer accounts must be current with no delinquent balances. Under the Director's guidelines, accounts will be monitored monthly and the appropriate action taken for delinquent accounts.</p>		
<p><i>New Cargo Services Calling at the Port of Miami-Dade</i> During the first fiscal year which a New Service calls at the Port, upon written request by a ship line, that service is eligible to receive an incentive rate for the first calendar year only, equal to 35% off of the applicable published Tariff for Dockage and Wharfage.</p>		
<p>In lieu of these tonnage-based discounts, the Director may choose to grant a container/throughput-based discount. The per container rate discount, inclusive or not of crane charges, may be extended to new cargo services calling at any Port terminal offering third party services.</p>		

ISSUED BY

MIAMI-DADE COUNTY SEAPORT DEPARTMENT

28

NO. 010

1<sup>st</sup> REVISED PAGE 9A-1 (2 pgs)

EFFECTIVE: OCTOBER 1, 2013

**SECTION TWO**  
**GENERAL RULES & REGULATIONS**

FMC SUBRULE: 34-A03

FOR EXPLANATION OF SYMBOLS, SEE PAGE 0-A (AFTER TITLE PAGE)

## Volume Discounts

At the request by a shipping line, any third-party terminal operator ("operator") shall extend an all inclusive container rate to any existing shipping line that produced more than 85,000 container moves during the Port's previous fiscal year. The all inclusive container rate (hereinafter referred to as "Port Throughput Charge") shall substitute for the existing dockage, wharfage, stand-by, and crane rental charges (regular and overtime) being paid by the shipping line, whether through the Tariff or under the terms of a terminal operating agreement.

The below lift rates, which shall be paid by the terminal operator to the Port on behalf of the shipping line, include Port dockage, wharfage, stand-by, and crane rental rates (regular and overtime) inclusive of start up and tear down charges.

*Port Throughput Charge:*

0 to 85,000 Lifts	\$72.00 per Lift *
85,001 to 100,000 Lifts	\$60.00 per Lift
100,001 to 115,000 Lifts	\$50.00 per Lift
115,001 Lifts and above	\$40.00 per Lift
New service	\$40.00 per Lift **

\* Upon reaching lift 85,000, the shipping line shall be entitled to a \$12.00 per lift rebate from its first lift to its 85,000 lift. In this instance, the rebate shall be issued directly by the Port to the shipping line. There shall be no retroactive rebate to a shipping line if the higher throughput thresholds over 85,000 lifts are met. Also upon the shipping line reaching lift 85,000, the Port will reimburse the operator(s) \$2.00 per lift from the first lift by the shipping line for their respective moves handled.

In the case that the above rates are applied to a shipping line whose containers are shipped to the Port by a shipping line that does not qualify for the above volume discount, the Port will pro-rate any applicable dockage or crane rental charges to the non-qualifying shipping line to account for the charges for containerized cargo made pursuant to the volume discounts above.

Such volume throughput shall be counted from the beginning of each Fiscal Year (October 1 – September 30) for the Port of Miami (tiers resetting every 12 months).

**\*\*New Service**

New service container volumes qualifying for the \$40 container rate will not count

ITEM

PAYMENT  
OF BILLS  
(C)

218

ISSUED BY

MIAMI-DADE COUNTY SEAPORT DEPARTMENT

NO. 010

1<sup>st</sup> REVISED PAGE 9A-1 (2 pgs)

EFFECTIVE: OCTOBER 1, 2013

SECTION TWO  
GENERAL RULES & REGULATIONS

FMC SUBRULE: 34-A03

FOR EXPLANATION OF SYMBOLS, SEE PAGE 0-A (AFTER TITLE PAGE)

toward the calculation of the Volume Discount. However, a line may elect to forego the \$40 New Service rate at the time the service is introduced, thereby allowing the throughput to count toward the Volume Discount. New Service shall cease being deemed New Service as of September 30, 2014, and the volume discount for any New Service shall not extend beyond September 30, 2014

## Definitions:

Lift(s): Any container, laden or empty, loaded onto or discharged from a vessel or barge in the Port of Miami, save that transshipments will only count as one (1) Lift and shall be assessed only one (1) Port Throughput Charge. Shiftings and restow moves are excluded.

Fiscal Year(s): Any twelve (12) month period from October 1<sup>st</sup> to September 30<sup>th</sup> of the following year.

New Service: Any new vessel line service calling at the Port introduced by a shipping line which exceeds 85,000 moves in a fiscal year after the date of this Tariff publication.

## Eligibility:

Only individual shipping lines that produce more than 85,000 moves in a Fiscal Year shall qualify for this Volume Discount program.

The total volume in the Port of an individual shipping line shall include any such shipping line's container moves performed in the Port of Miami, in one or more container terminals, on its own vessels or any other vessel or barge operated by another ocean carrier or barge operator through a vessel sharing or slot charter agreement.

However, if individual shipping lines participate in consortia or vessel sharing agreements with other shipping lines, individual shipping lines shall not be able to include the containers subject to a contract of carriage issued by their partners when calculating their eligibility under this Volume Discount program.

The above rates may vary for lines entering into agreements with the County, whereby the line(s) guarantee an annual minimum throughput commitment.

PAYMENT  
OF BILLS  
(C)

ITEM

218

ISSUED BY

MIAMI-DADE COUNTY SEAPORT DEPARTMENT

TARIFF NO. 010

ORIGINAL

PAGE 9-B

SECTION TWO  
GENERAL RULES & REGULATIONS

FMC SUBRULE: 34-A03

EFFECTIVE: OCTOBER 1, 2011

FOR EXPLANATION OF SYMBOLS, SEE PAGE 0-A (AFTER TITLE PAGE)

		ITEM
<p>On-Line Payments</p> <p>Invoices can now be paid on-line using the Port's <i>SeaPal</i> online service via e-checks or credit cards. The Port also offers online payments for account replenishment for ground transportation and truck scale accounts using e-checks or credit cards. There are no processing charges for any e-check transactions.</p> <p>All ground transportation companies are required to pay for trip fees using the online services, using either the account replenishment method or making a payment on a one time basis. For companies that infrequently visit the Port, less than 5 times per year, prior arrangement for a trip and payment must be made and communicated through the permit section at the Port before the company's vehicle(s) visit the Port.</p> <p>Shipping companies, cruise and/or cargo, or their agents, are required to pay all invoices via wire transfer or using the Port's <i>SeaPal</i> online payment service.</p> <p>All e-check transactions which are dishonored by the servicing bank due to nonsufficient funds (NFS), will also be treated pursuant to Florida Statute (F.S. 832.07) and as previously noted in this section.</p>	<p>PAYMENT OF BILLS (1)</p>	<p>218</p>

ISSUED BY

MIAMI-DADE COUNTY SEAPORT DEPARTMENT

31

TARIFF NO. 010

2<sup>nd</sup> REVISED

PAGE 10

EFFECTIVE: OCTOBER 1, 2013

SECTION TWO  
GENERAL RULES & REGULATIONS

FMC SUBRULE: 34-A03

FOR EXPLANATION OF SYMBOLS, SEE PAGE 0-A (AFTER TITLE PAGE)

		<u>ITEM</u>
<p>The Seaport Director shall have the authority to implement emergency temporary changes to this Tariff to remain competitive with other ports. These temporary changes will be consistent with the provisions of Item 200. Such changes will be documented and submitted to the Office of the Miami-Dade County Manager <u>Mayor</u></p> <p>If such temporary changes remain in place for a period of twelve months and are subsequently expected to remain permanent, they shall be submitted to the Board of County Commissioners for approval.</p>	<p>TEMPORARY EMERGENCY CHANGES TO TARIFF (C)</p>	<p>219</p>

ISSUED BY

MIAMI-DADE COUNTY SEAPORT DEPARTMENT



TARIFF NO. 010

6<sup>TH</sup> REVISED PAGE 11

EFFECTIVE: OCTOBER 1, 2013

SECTION TWO  
GENERAL RULES & REGULATIONS

FMC SUBRULE: 34-A03

## FOR EXPLANATION OF SYMBOLS, SEE PAGE 0-A (AFTER TITLE PAGE)

		ITEM
All vessels, their owners and agents, and all other users of the waterways and facilities, shall be required to permit access to manifests of cargo, passengers, railroad documents, and all other documents for the purpose of audit for ascertaining the correctness of reports filed, or for securing the necessary data to permit correct estimate of charges.	ACCESS TO RECORDS	220
All users of Port facilities shall indemnify and hold harmless the County and its officers, employees, agents and instrumentalities from any and all liability, fines, losses or damages, including attorneys' fees and costs of defense, which the County or its officers, employees, agents or instrumentalities may incur as a result of claims, demands, suits, notices of violation, causes of actions or proceedings of any kind or nature arising out of, relating to or resulting from the users' use of Port facilities. All users of Port facilities shall pay all claims, fines and losses in connection therewith and shall investigate and defend all claims, suits or actions of any kind or nature in the name of the County, where applicable, including appellate proceedings, and shall pay costs, fines, judgments and attorneys' fees which may issue thereon, provided the County shall have given reasonable written notice of such matter with full right to defend and shall cooperate in such defense.	INDEMNIFICATION	221
Users of the Port facilities are required to furnish the County with a Payment Guarantee, insuring the County against loss of any funds and indemnifying the County in full for the payment of bills that accrue as a result of dockage, notices of violation, cargo and passenger wharfage, water sales, storage, rentals, leases, warehousing, wharf demurrage, track rentals, electric current and any other charges that may accrue for services rendered by the County. The Director is authorized to determine and fix the amount of the required Payment Guarantee. The Director is also authorized to designate the persons who shall be required to post the bond required by this section.  Standard Lease (boilerplate) Agreement Lessees shall furnish to the Port a <i>payment guarantee</i> prior to occupancy of the leased space equivalent to the duration of the cancellation notification: thirty (30) days for a month to month lease term and ninety (90) days for 1 to 5 year lease terms. <u>Lessee may elect to post said guarantee as an Indemnity Bond (Bond), an Irrevocable Letter of Credit (ILC) or via company check, provided the Bond or ILC (as applicable) is in a form acceptable to the County.</u>	PAYMENT GUARANTEE (C)	222
The rates and charges published in this tariff do not include any insurance of any nature. All permitted users of the Port facilities may be required to carry Comprehensive General Liability and/or Auto Liability. Certificates of insurance evidencing such insurance must name Miami-Dade County as the certificate holder and must include the County as an Additional Insured as respects General Liability. In general, the minimum insurance coverage shall not be less than \$100,000 per person and \$300,000 per accident for bodily injury and \$50,000 per accident for property damage. Additional coverage may be required pursuant to other sections of this Tariff. Cartage companies are required to carry a minimum of \$1,000,000 liability insurance.	INSURANCE	224

ISSUED BY

MIAMI-DADE COUNTY SEAPORT DEPARTMENT

**TARIFF NO. 010**

**2<sup>nd</sup> REVISED PAGE 12 (2 pgs)**

**EFFECTIVE: OCTOBER 1, 2013**

**SECTION THREE  
RULES & REGULATIONS FOR VESSELS**

FMC SUBRULE: 34-A04

**FOR EXPLANATION OF SYMBOLS, SEE PAGE 0-A (AFTER TITLE PAGE)**

NAVIGATION	ANCHORAGE OR OBSTRUCTION IN TURNING BASINS AND CHANNELS	<u>ITEM</u>
<p>It shall be unlawful for any person, firm or corporation whether as principal, servant, agent, employee, or otherwise, to anchor any vessel, boat, barge or other watercraft of any kind in any of the turning basins or channels in the Port of Miami-Dade, or to otherwise obstruct navigation, except in cases of actual emergency.</p>		230
<p>All vessels, barges or other watercraft, while anchored, moored, or maneuvering in the waterways of the Port of Miami-Dade, must at all times of the night show proper lights.</p>	LIGHTS AT NIGHT	232
<p>It shall be unlawful for any person, firm or corporation to deposit, place or discharge into the waterways of the Port of Miami-Dade, any ballast, dunnage, sanitary sewage, butcher's offal, garbage, dead animals, gaseous liquid or solid matter, oil, gasoline, residuum of gas, calcium, carbide, trade waste, tar or refuse, or any other matter which is capable of producing floating matter or scum on the surface of the water, sediment or obstruction on the bottom of the waterways, or odors or gases of putrefaction.</p> <p>All vessels and all persons using Port facilities shall take every precaution to avoid pollution of the air. County air pollution control procedures will be strictly enforced.</p> <p>In addition to these regulations, all appropriate federal, state and local laws, rules or regulations pertaining to air and water pollution shall be rigidly observed.</p> <p><u>In the event of a pollutant spill onto the property or into the waterways at the Port of Miami, the party(s) responsible for the spill shall take immediate actions to clean up the spill, regardless of where the spill occurs and regardless of whether the spill occurs on land leased or otherwise controlled by such party(ies). Cleanup is to be accomplished in the shortest time possible, using industry approved methods, so as to limit in every way possible, damage to the environment.</u></p> <p><u>In any instance where it is determined by the Port of Miami that cleanup efforts are not being undertaken in a timely and/or adequate manner by the responsible party(s), the Port of Miami may order resources, as necessary,</u></p>	POLLUTION OF AIR AND WATER (C)	234

**ISSUED BY**

**MIAMI-DADE COUNTY SEAPORT DEPARTMENT**

**TARIFF NO. 010**

**2<sup>nd</sup> REVISED**      **PAGE 12 (2 pgs)**

**EFFECTIVE:      OCTOBER 1, 2013**

**SECTION THREE**  
**RULES & REGULATIONS FOR VESSELS**

FMC SUBRULE: 34-A04

**FOR EXPLANATION OF SYMBOLS, SEE PAGE 0-A (AFTER TITLE PAGE)**

to commence and complete the pollutant spill cleanup. In such cases, the full cost of the cleanup plus an administrative fee of 15% will be charged to the responsible party(s). In instances where a vessel is a responsible party, full payment of the cleanup costs, including administrative fee, must be paid by the franchised agent or vessel representative before the vessel will be permitted to sail from the Port of Miami. In instances where a vessel is prohibited from sailing due to failure to pay cleanup costs as prescribed by this Item, dockage charges will continue to be applied until such time as vessel sails from the Port of Miami.

It shall be unlawful for vessels or other water craft to proceed at a speed which will endanger other vessels or structures or to cause wake damage. All applicable federal, and local rules and regulations apply.

SPEED

236

**ISSUED BY**

**MIAMI-DADE COUNTY SEAPORT DEPARTMENT**

TARIFF NO. 010

1<sup>st</sup> REVISED PAGE 13

EFFECTIVE: FEBRUARY 5, 2000

**SECTION THREE  
RULES & REGULATIONS FOR VESSELS**

FMC SUBRULE: 34-A05

FOR EXPLANATION OF SYMBOLS, SEE PAGE 0-A (AFTER TITLE PAGE)

BERTHING		<u>ITEM</u>
<p>The agent for a vessel desiring a berth at the Port of Miami-Dade shall, as far in advance of the date of docking as possible, make application to the Port of Miami-Dade berthing office in writing in the manner prescribed for a berth specifying the name of vessel, size, the date and estimated time of arrival, date and time of sailing, and the nature and quantity of cargo, if any, to be loaded or unloaded.</p>	APPLICATION FOR BERTH (C)	240
<p>All berthing assignments shall be made by the Seaport Department and must be rigidly observed.</p> <p>Any vessel which does not adhere to an established arrival schedule and conflicts with berth assignments previously made may be assigned an alternate berth or await the vacancy of a preferred berth.</p> <p>Port of Miami-Dade reserves the right to assign berths for the optimal utilization of the Seaport's facilities.</p>	ASSIGNMENT OF BERTH (C)	242
<p>Every vessel, boat, barge or other craft must, at all times, have on board a person in charge with authority to take such action in any actual emergency as may be necessary to facilitate common navigation or commerce, or for the protection of other vessels or property. The Director has discretionary authority to order and enforce the removal or change the berth or location of any vessel, boat, barge, or other water craft at its own expense, to such place as he may direct, for the purpose of facilitating navigation or commerce, or for the protection of other vessels or property, and it shall be unlawful for the master, owner or agent of such vessel to fail, neglect, or refuse to obey any such order.</p> <p>If there is no responsible person available, or if the person in charge refuses to shift the vessel as directed, the Seaport Department shall have the vessel shifted at the risk and expense of the vessel.</p>	CHANGE OF BERTH	244
<p>Any vessel berthed in an unauthorized manner or shifted without approval of the Seaport Department shall be subject to an assessment in the amount equal to twice the published dockage fee. Such vessel may be moved to a properly designated berth without notice by the Seaport Department at the owner's risk and expense.</p>	UNAUTHORIZED BERTHING	246

ISSUED BY

MIAMI-DADE COUNTY SEAPORT DEPARTMENT

**TARIFF NO. 010**

**1<sup>st</sup> REVISED** **PAGE 14**

**EFFECTIVE: FEBRUARY 5, 2000**

**SECTION THREE  
RULES & REGULATIONS FOR VESSELS**

FMC SUBRULE: 34-A06

**FOR EXPLANATION OF SYMBOLS, SEE PAGE 0-A (AFTER TITLE PAGE)**

		<u>ITEM</u>
<p>Any vessel accepted for berthing at the Port of Miami-Dade may be required to be worked continuously to completion, even with overtime, if necessary, when the assigned berth or the Port of Miami-Dade is declared congested by the Port Director.</p> <p>Any vessel refusing to honor this requirement shall be considered as unauthorized berthing and the provisions of Item 246 shall apply.</p>	<p>VESSEL TO BE CONTINUOUSLY WORKED (C)</p>	<p>248</p>
<p>In case of fire on board a vessel docked in Port, such vessels should sound five (5) prolonged blasts of its whistle or siren, each blast to be from four to six seconds in duration, to indicate a fire on board, or on the wharf at which the vessel is berthed. Such signal should be repeated at intervals to attract attention and be used as an additional method for reporting a fire.</p>	<p>EMERGENCIES</p>	<p>249</p>
<p>THIS SPACE INTENTIONALLY LEFT BLANK</p>		

**ISSUED BY**

**MIAMI-DADE COUNTY SEAPORT DEPARTMENT**

TARIFF NO. 010

1<sup>st</sup> REVISED

PAGE 15

SECTION FOUR  
RULES & REGULATIONS FOR WHARVES

EFFECTIVE: JUNE 1, 1998

FMC SUBRULE: 34-A06

FOR EXPLANATION OF SYMBOLS, SEE PAGE 0-A (AFTER TITLE PAGE)

ALLOCATION OF SPACE		<u>ITEM</u>
<p>The Director shall control the allocation of the space, covered or open on the Seaport properties. All persons using port property in any manner shall strictly comply with such allocations. The Director is authorized to move freight or other articles, at owner's or agent's expense, in order to enforce this item.</p> <p>In all cases, the objective of space allocation is to insure maximum flexibility and utilization of available space, both covered and open, and the Director shall be the sole judge in the matter.</p>	GENERAL	250
<p>Where leasing is involved as for office, warehouse or open ground space, normal County procedures and requirements shall be followed in addition to those set out in this tariff.</p>	LEASING (C)	252
<p>Users of the port properties shall not assign or transfer any right or privileges granted to it under the terms and conditions of any contractual agreement to which it is a party with the County, nor shall the users of the port enter into a contract with a third party involving the use or allocation of Seaport properties without the prior written approval of the Port Director.</p>	THIRD PARTY CONTRACTS	254
THIS SPACE INTENTIONALLY LEFT BLANK		

ISSUED BY

MIAMI-DADE COUNTY SEAPORT DEPARTMENT

TARIFF NO. 010

7<sup>TH</sup> REVISED

PAGE 16

SECTION FOUR  
RULES & REGULATIONS FOR WHARVES

FMC SUBRULE: 34-A06

EFFECTIVE: OCTOBER 1, 2007

## FOR EXPLANATION OF SYMBOLS, SEE PAGE 0-A (AFTER TITLE PAGE)

WHARVES		ITEM
<p>All stevedores, terminal operators, vessels and their owners, agents, and all other users of the facilities shall be held responsible for the general cleanliness of their property which has been allocated, assigned or leased to them. This shall include those parts of the aprons, gutters, rail docks and truck docks used in connection with any specific loading, unloading or handling operations and yards.</p> <p>If such users do not properly clean the facilities or property they have been using or assigned, the Director may order the property cleaned and placed in good order and charge the users responsible at the following charges:</p> <p>Sweeper and staff.....\$ 200.00 per hour  Overtime (hour x 1.5).....\$ 300.00 per hour  Holidays (11per County).....\$ 400.00 per hour</p> <p style="text-align: center;">or</p> <p>The Director, or his designee, may elect to utilize a third party (janitorial company, etc.) to effect the needed cleaning/housekeeping operation at the going rate at the time normally charged by the company selected plus a 5% administrative fee as calculated on the total of any invoice/s submitted by the company for the services rendered.</p> <p>Tenants unable to perform these services may request these services on an as needed or regularly scheduled basis through the Seaport's Facilities Maintenance Division. These rates will require review annually.</p>	CLEANLINESS OF PREMISES (A)	260
<p>It is the responsibility of the stevedoring company to remove, or have removed, any empty yacht/boat cradles from the dock aprons and other common use areas within the Port of Miami no later than 24 hours following the yacht/boat being removed from the cradle. Failure to comply will result in a charge of \$800.00 per day, per cradle, until removed. This fee will be assessed to the responsible stevedoring company.</p>	BOAT CRADLE REMOVAL (A)	261
<p>Vessels, their owners or agents, and all other users of the Port facilities or equipment shall be held financially responsible for any damage sustained while the facilities or equipment are in their control or which are occasioned by them. The Seaport Department may detain any vessel or other watercraft responsible for damage to the facilities until sufficient security has been given for the amount of damage. It shall be the responsibility of the users of the facilities or equipment to report any damages to the Seaport Department immediately.</p>	DAMAGE TO FACILITIES	262
<p>Anyone on the Port property at any time becoming aware of an emergency situation of any nature should notify a Seaport Department representative by the fastest means, while taking such immediate direct action as may be appropriate.</p>	EMERGENCIES	264

ISSUED BY

MIAMI-DADE COUNTY SEAPORT DEPARTMENT

TARIFF NO. 010

2<sup>nd</sup> REVISED PAGE 17

EFFECTIVE: OCTOBER 1, 2002

**SECTION FOUR**  
**RULES & REGULATIONS FOR WHARVES**

FMC SUBRULE: 34-A07

**FOR EXPLANATION OF SYMBOLS, SEE PAGE 0-A (AFTER TITLE PAGE)**

		<u>ITEM</u>
<p>Conveyors of dangerous cargo, as defined in the Code of Federal Regulations (CFR) must comply with all CFR requirements and obtain approval from the United States Coast Guard before such dangerous cargo is handled over or received on the wharves or other facilities of the Seaport. Failure to obtain approval shall be construed as an incomplete, inaccurate and/or late submission of documentation, and subject to provisions of Item 217 in this Tariff.</p> <p>Any cargo, including transshipments, which requires, for transport purposes, special labeling as hazardous, explosive, dangerous, flammable, radioactive, poisonous or gas is not allowed to remain on the Port overnight without prior, written notification to the Port Director or designee. Wharf Demurrage Charges shall apply after 24 hours.</p>	EXPLOSIVES INFLAMMABLES OTHER HAZARDOUS MATERIALS (C)	266
<p>It shall be unlawful for any Person to loiter upon the properties of the Seaport Department. It shall be unlawful for unauthorized Persons to enter cargo movement or handling areas.</p> <p>Persons using the Port facilities do so at their own risk, and the Seaport Department will assume no responsibility for injuries or damages sustained.</p>	LOITERING ON PORT PROPERTY	268
<p>Painting signs on structures belonging to the Seaport Department is prohibited without prior approval. Signs to be erected on the Port shall be furnished by the Port users and erected or placed by the user after the Director shall have approved the design, material and size of said signs. All signs shall be uniform.</p>	SIGNS	270
<p>It is strictly prohibited and unlawful for any Person to smoke inside any building located on the Port, in accordance with the Florida Clean Indoor Air Act of 1987, as amended by the State Legislature in 1992, and the Miami-Dade County Administrative Order No. 8-6, as amended April 7, 1994. Further, smoking restrictions on outdoor smoking may be as posted.</p>	SMOKING	272
<p>It shall be unlawful for any Person to solicit or carry on any business on the Seaport property without first obtaining a permit from the Seaport Department of Miami-Dade County as required by this tariff, by Ordinance No. 64-22, and subject to having the required occupational licenses.</p>	SOLICITATION	274

ISSUED BY

MIAMI-DADE COUNTY SEAPORT DEPARTMENT



**TARIFF NO. 010**

**1<sup>st</sup> REVISED PAGE 18**

**EFFECTIVE: FEBRUARY 5, 2000**

**SECTION FOUR  
RULES & REGULATIONS FOR WHARVES**

FMC SUBRULE: 34-A07

**FOR EXPLANATION OF SYMBOLS, SEE PAGE 0-A (AFTER TITLE PAGE)**

<p>It shall be unlawful to park automobiles in any restricted area or to park any automobile, truck, trailer or any other vehicle in loading zones for any longer period than is necessary to load or discharge cargo or passengers.</p>	<p>VEHICLES</p>	<p><u>ITEM</u> 276</p>
<p>It shall be the responsibility of all Seaport users and tenants to provide their own security personnel when they have cargo or other property on the Seaport that has a high susceptibility to theft. Security personnel so employed and utilized within a restricted area and/or area of cargo operations shall have in their possession a Seaport identification card issued in compliance with Chapter 28A of the Code of Miami-Dade County - Seaport Security and Operations.</p> <p>All security personnel so employed, whether armed or unarmed, shall be able to converse in the English language, and be licensed by the State of Florida.</p> <p>Seaport users and tenants intending to utilize security personnel, other than those security companies permitted to do business on the Seaport on a permanent basis, shall provide written notice at least 24 hours prior to their utilization. Such notice shall be addressed to the Seaport Security Division Chief, with a copy provided to the Cargo Operations Duty Officer.</p>	<p>SECURITY (C)</p>	<p>278</p>
<p>Stevedores' tools, appliances, equipment, vehicles, or any other material or object which is not part of the cargo will not be permitted to remain on the wharves and wharf premises, or in the transit sheds, except at the discretion of the Director.</p> <p>Cargo or gear will not be stored on the aprons, in driveways, roadways, on railroad tracks or any other locations that would hamper normal Port operations without specific approval of the Seaport Department.</p> <p>If not removed when so ordered, it shall be subject to removal by the Seaport Department at the agent's expense, at cost plus 100%.</p>	<p>WHARF OBSTRUCTION</p>	<p>280</p>

**ISSUED BY**

**MIAMI-DADE COUNTY SEAPORT DEPARTMENT**

**TARIFF NO. 010**

**3<sup>rd</sup> REVISED** **PAGE 19**

**EFFECTIVE: OCTOBER 1, 2002**

**SECTION FIVE  
DOCKAGE**

FMC SUBRULE: 34-B01

**FOR EXPLANATION OF SYMBOLS, SEE PAGE 0-A (AFTER TITLE PAGE)**

DOCKAGE		ITEM
<p>Dockage shall be based on the highest gross registered tonnage or the overall length of the vessel as shown in Lloyd's Register of Shipping, ship registry papers or yard papers. However, the County reserves the right to admeasure any vessel when deemed necessary and use such admeasurement as the basis for dockage.</p>	BASIS OF CHARGE	300
<p>Dockage shall commence when a vessel is made fast to a wharf, pier, bulkhead structure, or bank or to another vessel so berthed, and shall constitute one day's dockage for the ensuing 24-hour period or any part thereof. Any part of a subsequent 24-hour period shall be construed as an additional day until such vessel has vacated the berth. Dockage is based on straight running time. Shifting from one assigned berth to another or sea trials shall not interrupt the straight running time. In the event of multiple daily sailings for the same vessel, only one dockage fee per 24-hour period will be assessed.</p>	DURATION OF DOCKAGE	302
<p>Upon submission of a written request and at the Director's discretion, non-home-ported vessels docked at the port for cultural, educational, and/or charitable events may be exempt from dockage charges.</p>	DOCKAGE FOR CULTURAL, CHARITABLE EVENTS (I)	303
<p>Any vessel berthed in an unauthorized manner or shifted without approval of the Seaport Department shall be subject to dockage in an amount equal to twice the published fee. (See also Item 246)</p>	DOCKAGE FOR UNAUTHORIZED BERTHING	304
<p>The Port will provide non-fixed dockage for berthing permitted tugs engaged in tugboat towing and related services. All berths shall be assigned by the Seaport Operations Berthing Office. The Port reserves the right to move or rotate the berth locations to accommodate commercial shipping and/or cruise traffic.</p>	DOCKAGE RATES FOR TUGS (N)	305

ISSUED BY

MIAMI-DADE COUNTY SEAPORT DEPARTMENT

**TARIFF NO. 010**

**EFFECTIVE: OCTOBER 1, 2013**

**SECTION FIVE  
DOCKAGE**

FMC SUBRULE: 34-B02

**FOR EXPLANATION OF SYMBOLS, SEE PAGE 0-A (AFTER TITLE PAGE)**

<p>Cruise passenger vessels arriving on any day Thursday through Monday, and departing within less than 24 hours from time of arrival, shall be assessed dockage on the basis of each gross registered ton per 24-hour period or fraction thereof at the rate of .....\$<u>32 33</u>*</p> <p>Cruise passenger vessels arriving on Tuesday through Wednesday, and departing within less than 24 hours from time of arrival, shall be assessed dockage on the basis of each gross registered ton per 24-hour period or fraction thereof at the rate of .....\$<u>28 29</u>*</p> <p>Intercoastal Tug and Barge Lines providing container service between Miami and other continental U.S. ports will not be assessed dockage charges while they are loading or discharging containers. Special rates for these services are listed under Cargo Wharfage Charges.</p> <p>All other vessels shall be assessed dockage based on gross registered ton per 24-hour period or fraction thereof at the rate of.....\$<u>32 33</u></p> <p>The absence of reliable tonnage data, vessel shall be assessed for each lineal foot per 24-hour period or fraction thereof at the rate of.....\$<u>3.09 3.18</u></p> <p>* Excluding inaugural activities for homeport ships at the discretion of the Director</p>	<p>DOCKAGE CHARGES EXCEPT GOVERNMENT VESSELS, OCEAN RESEARCH VESSELS, AND SMALL PASSENGER VESSELS BERTHING AT TERMINAL J (A)</p>	<p>ITEM  306</p>
<p><i>Small Passenger Vessels</i> offering multi-day cruises berthing at Terminal J, and departing within less than 24 hours from time of arrival, shall be assessed dockage per gross registered ton per 24-hour period or fraction thereof at the rate of \$.<u>485 191</u>*</p> <p>The <i>Small Passenger Vessel</i> dockage rate set forth in this Tariff Item 307 shall only apply to <i>Small Passenger Vessels</i> berthed at Terminal J.</p> <p>This dockage rate shall not apply to <i>Small Passenger Vessels</i> berthing at terminals other than Terminal J, unless Terminal J is unavailable on the day(s) of such berthing due to Terminal J's use and occupancy by any other cruise vessel. <i>Small Passenger Vessels</i> berthing at terminals other than Terminal J on days (or fractions thereof) when Terminal J is available shall be subject to the dockage rates set forth in Tariff Item No. 306.</p> <p>* Excluding inaugural activities for homeport ships at the discretion of the Director.</p>	<p>DOCKAGE CHARGES FOR SMALL PASSENGER VESSELS BERTHING AT TERMINAL J (A)</p>	<p>307</p>

ISSUED BY

MIAMI-DADE COUNTY SEAPORT DEPARTMENT

**TARIFF NO. 010**

**15<sup>th</sup> REVISED**

**PAGE 21**

**SECTION FIVE  
DOCKAGE**

**EFFECTIVE: OCTOBER 1, 2012**

**FMC SUBRULE: 34-B03-B07**

**FOR EXPLANATION OF SYMBOLS, SEE PAGE 0-A (AFTER TITLE PAGE)**

		ITEM
U.S. Naval vessels, U.S. Coast Guard, foreign Naval vessels, and historical and/or heritage vessels visiting the Port of Miami-Dade, shall be assessed dockage on the basis of each displacement ton per 24-hour period or fraction thereof at the rate of \$.21	DOCKAGE CHARGES FOR MILITARY, HISTORICAL, HERITAGE VESSELS (A)	308
Ocean research vessels shall be assessed dockage on the basis of each gross registered ton per 24-hour period or fraction thereof at the rate of.....\$.23	DOCKAGE CHARGES FOR OCEAN RESEARCH VESSELS (A)	309
The minimum charge for dockage, per day or fraction thereof, shall be Two Hundred Fifty Dollars (\$250.00).	MINIMUM CHARGE	310
Vessels docking only for U.S. Customs, Immigration and Naturalization Service or Agriculture Department clearance will be granted two-(2) hours free time. After the initial two-(2) hour free period, regular applicable dockage rates shall apply per 24-hour period or fraction thereof.	BERTHING FOR CLEARANCE	311
Upon approval of the Port Director, with advance written application to the Deputy Port Director, when proper berthing space is available, vessels calling for the purpose of wet docking, for repair or lay up the following dockage rates will apply:  From day one                      50% of Tariff, per day  On any days during which passengers embark or disembark, or cargo is loaded or unloaded, dockage will be charged at 100% of tariff.	DOCKAGE RATES FOR VESSEL WET DOCKING	312
All Miami-Dade County agencies/departments shall be assessed a monthly dockage fee of .....\$500.00 per month.  Each additional vessel from the same agency shall be assessed a monthly dockage fee of \$250.00.	DOCKAGE CHARGES FOR MIAMI-DADE COUNTY AGENCIES	313

**ISSUED BY**

**MIAMI-DADE COUNTY SEAPORT DEPARTMENT**

TARIFF NO. 010

15<sup>th</sup> REVISED PAGE 22

EFFECTIVE: OCTOBER 1, 2013

SECTION SIX  
WHARFAGE

FMC SUBRULE: 34-C02-C04

## FOR EXPLANATION OF SYMBOLS, SEE PAGE 0-A (AFTER TITLE PAGE)

WHARFAGE	SHIP'S STORES	ITEM
No charge for wharfage will be made on ship's stores.		404
Only full tons will be used when calculating cargo tonnage subject to wharfage rates. Manifest weight totals expressed in pounds will be converted to the nearest full ton as follows: Fractions over a full ton, but less than 0.5 (2) will be dropped; when 0.5 or more, the next highest ton figure will be used.	CALCULATION OF CARGO TONNAGE	405
<p>ALL ARTICLES – not otherwise provided for, per ton \$2.77 <u>2.85</u></p> <p>LUMBER, per ton..... \$2.77 <u>2.85</u></p> <p>LUMBER, per 1,000 board feet \$2.64 <u>2.72</u></p> <p>SCRAP METAL, (Lightered), per ton..... \$1.75 <u>1.80</u></p> <p>AUTOMOBILES \$6.64 <u>5.81</u></p> <p>BUSES &amp; TRUCKS, and other heavy equipment, per ton..... \$2.54 <u>2.62</u></p> <p>OPEN FRAME TYPE CAR CARRIERS, single or multiple ..... ea. \$2.96 <u>3.04</u></p> <p>TRAILERS of any type (exclusive of loaded cargo), tare weight, per ton \$2.07 <u>2.13</u></p> <p>CONTAINERS of any type (exclusive of loaded cargo), per ton \$2.07 <u>2.13</u></p> <p>YACHTS/BOATS, per foot, up to 25 ft..... \$2.54 <u>2.62</u> (Minimum Invoice \$32.00)</p> <p style="padding-left: 150px;">over 25 ft..... \$9.90 <u>10.20</u></p> <p><del>INTERCOASTAL TUG AND BARGE LINES providing service between Miami and other continental U.S. ports will be assessed a combined wharfage, dockage, and crane rate on a per container basis for both loading and discharging containers.</del></p> <p><del>Loaded containers.....\$ 31.49</del></p> <p><del>Empty containers.....\$ 25.04</del></p> <p>TRANSSHIPMENT RATES</p> <p>Per container (inclusive of wharfage and tare rates) \$20.00</p> <p>1 – 15,000 TEUs (inclusive of tare charges), once only at time of discharge, per TEU, per line, per 12-month period \$10.00</p> <p>15,001 – 30,000 TEUs (inclusive of tare charges), once only at time of discharge, per TEU, per line, per 12-month period \$9.00</p> <p>30,001 – plus TEUs (inclusive of tare charges), once only at time of discharge, per TEU, per line, per 12-month period \$8.00</p>	CARGO WHARFAGE CHARGES (A) (D)	406

ISSUED BY

MIAMI-DADE COUNTY SEAPORT DEPARTMENT

**TARIFF NO. 010**

**21<sup>st</sup> REVISED PAGE 23**

**SECTION SIX  
WHARFAGE**

**EFFECTIVE: OCTOBER 1, 2013**

FMC SUBRULE: 34-B02

**FOR EXPLANATION OF SYMBOLS, SEE PAGE 0-A (AFTER TITLE PAGE)**

		ITEM
<p>All passengers, same vessel, Embarking onto a <i>small Passenger Vessel</i> offering multi-day cruises <i>and</i> berthed at Terminal J (including security charge), per passenger . . . . . \$4.98 <u>5.13</u></p> <p>All passengers, same vessel, Debarking from a <i>Small Passenger Vessel</i> offering multi-day cruises and berthed at Terminal J (including security charge), per passenger . . . . . \$4.98 <u>5.13</u></p> <p>The <i>Small Passenger Vessel</i> wharfage rates set forth in this Tariff Item 407 shall only apply to passengers Embarking to and/or Debarking from <i>Small Passenger Vessels</i> berthed at Terminal J.</p> <p>These wharfage rates shall not apply to <i>Small Passenger Vessel</i> Embarkations or Debarkations at terminals other than Terminal J, unless Terminal J is unavailable on the day(s) of such Embarkation and Debarkation due to Terminal J's use and occupancy by any other cruise vessel. <i>Small Passenger Vessels</i> berthing at terminals other than Terminal J (or fractions thereof) on days when Terminal J is available shall be subject to the passenger wharfage Embarkation and Debarkation rates set forth below in Tariff Item No. 408.</p>	<p>PASSENGER WHARFAGE CHARGES FOR SMALL PASSENGER VESSELS BERTHING AT TERMINAL J (A)</p>	<p>407</p>
<p>Vessels offering multi-day cruises: *</p> <p>All Passengers, same vessel, Embarking (including security charge) each.....\$ <del>40.38</del> <u>10.67</u></p> <p>Vessels offering multi-day cruises: *</p> <p>All Passengers, same vessel, Debarking (including security charge) each.....\$ <del>40.38</del> <u>10.67</u></p> <p>Port-of-call vessels: Per manifested passenger.....\$ <del>40.38</del> <u>10.67</u></p> <p>* Excluding inaugural activities for homeport ships at the discretion of the Seaport Director.</p>	<p>PASSENGER WHARFAGE CHARGES EXCEPT SMALL PASSENGER VESSELS BERTHING AT TERMINAL J (A)</p>	<p>408</p>

**ISSUED BY**

**MIAMI-DADE COUNTY SEAPORT DEPARTMENT**

**TARIFF NO. 010**

**10<sup>th</sup> REVISED**

**PAGE 24**

**SECTION SIX  
WHARFAGE**

**EFFECTIVE: OCTOBER 1, 2011**

**FMC SUBRULE: 34-C06-C08**

**FOR EXPLANATION OF SYMBOLS, SEE PAGE 0-A (AFTER TITLE PAGE)**

		ITEM
<p>Automobiles, motorcycles, or other self-propelled vehicles, when accompanied by a cruise or ferry passenger will be subject to the following assessment:</p> <p>Outbound wharfage per vehicle.....\$ 6.50 Inbound wharfage per vehicle.....\$ 6.50</p> <p>No charge for bicycles. No charge for any trailer when towed by a self-propelled vehicle.</p>	<p>PASSENGER VEHICLE WHARFAGE (A)</p>	<p>409</p>
<p>Cargo (including container weight) off-loaded on other U.S. ports and transported overland to the Port of Miami-Dade for local distribution will be subject to the following assessment:</p> <p>The current tariff wharfage rate will be assessed and such cargo will be granted 30 days free time including Saturdays, Sundays and legal holidays. After this free time, the wharf demurrage charges in Item 504 will apply.</p> <p>Prior notice of such cargo arriving on the Port will be given on forms furnished by the Port. (Form 404.01-58).</p>	<p>OVERLAND CARGO ARRIVING FROM OTHER U.S. SEAPORTS</p>	<p>410</p>
<p>THIS SPACE INTENTIONALLY LEFT BLANK.</p>		<p>412</p>
<p>THIS SPACE INTENTIONALLY LEFT BLANK.</p>		

**ISSUED BY**

**MIAMI-DADE COUNTY SEAPORT DEPARTMENT**

**TARIFF NO. 010**

**1<sup>st</sup> REVISED**      **PAGE 25**

**SECTION SIX**  
**WHARFAGE**

**EFFECTIVE: FEBRUARY 5, 2000**

FMC SUBRULE: 34-C01

**FOR EXPLANATION OF SYMBOLS, SEE PAGE 0-A (AFTER TITLE PAGE)**

		<u>ITEM</u>
<p>Waterborne inbound cargo received at a terminal from a vessel for subsequent reloading which is not removed from the Port of Miami-Dade, and is reshipped aboard another vessel in waterborne commerce from the Port of Miami-Dade, will be assessed a wharfage rate on the inbound movement only based on the rates set forth in Item 406 Tariff #010.</p> <p>In order for cargo to be entitled to this transshipment provision, it is required that the owner and/or agent designate upon entry at the Port of Miami-Dade that such cargo is to be transshipped and that a copy of the "Transshipment Cargo Log" be presented with the outbound cargo manifest.</p> <p>This special transshipment provision shall not apply to trailers or containers, except as noted below. Trailers and containers, empty or loaded, will be assessed wharfage on both inbound and outbound movements and will be allowed two free time periods.</p> <p>Loaded waterborne containers and trailers that are discharged from a vessel and subsequently reloaded upon a vessel of the same line from the same terminal without the cargo being rehandled in any way and is exported within 30 days will be assessed wharfage on the inbound leg only. It is required that the owner and/or agent designate upon discharge at the Port of Miami-Dade that such loaded container or trailer is to be transshipped and that a copy of the "Transshipment Cargo Log," which clearly identifies the inbound vessel and voyage number, be presented with the manifest of the outbound vessel.</p> <p>The provisions of this Item shall not apply to wharfage rates that are discounted or established by negotiated contract unless so designated.</p>	<p>TRANS-SHIPMENTS (C)</p>	<p>414</p>

**ISSUED BY**

**MIAMI-DADE COUNTY SEAPORT DEPARTMENT**



**TARIFF NO. 010**

**15<sup>th</sup> REVISED PAGE 26**

**EFFECTIVE: OCTOBER 1, 2013**

**SECTION SEVEN  
WHARF DEMURRAGE & TERMINAL STORAGE**

**FMC SUBRULE: 34-D01-D03**

**FOR EXPLANATION OF SYMBOLS, SEE PAGE 0-A (AFTER TITLE PAGE)**

WHARF DEMURRAGE		ITEM
<p>Inbound and outbound cargo shipped or transshipped through the Port shall be allowed <del>45</del> <u>10</u> days free time (including weekends and legal holidays).</p> <p>Upon submission of a written request and approval by the Port Director, bulk commodities and break bulk cargo shall be allowed up to an additional free time. <del>of 30 days</del></p>	<p>FREE TIME ALLOWANCE (C)</p>	<p>500</p>
<p><b>OUTBOUND CARGO</b> The free time allowed for assembling outbound cargo shall commence at 12:01 a.m. of the day following placement of the cargo on the Port. The days during the loading of a vessel shall not be counted as wharf demurrage days.</p> <p>It shall be the responsibility of the Port users to clearly state on the Vessel Report forms, provided by the Seaport Department, in the space provided thereon, the first day of loading. Failure to provide this information will result in the Seaport Department computing demurrage using the date of the ship's arrival.</p> <p><b>INBOUND CARGO</b> The free time allowed for removing inbound cargo shall commence at 12:01 a.m. of the day following the day the vessel completes discharging.</p>	<p>COMPUTATION OF FREE TIME</p>	<p>502</p>
<p>All cargo remaining on the Port after the free time period and not accepted for storage shall thereafter be assessed a wharf demurrage charge on the same weight basis as wharfage as follows:</p> <ol style="list-style-type: none"> <li>1. For each of the first 7 days or fraction thereof, per ton or fraction thereof.....\$ <del>4.06</del> <u>1.09</u></li> <li>2. For the 8th and all succeeding days, or fraction thereof, per ton or fraction thereof.....\$ <del>4.65</del> <u>1.70</u></li> </ol> <p>The minimum invoice for wharf demurrage shall be.....\$ 100.00</p>	<p>WHARF DEMURRAGE CHARGES (A)</p>	<p>504</p>
<p>Cargo delivered on the Port for export and not loaded on a vessel berthed at the Port of Miami-Dade and subsequently moved inland from the Port is subject to wharf demurrage charges with no free time allowance commencing with the date of arrival on the Port.</p>	<p>NON-SHIPMENT BY WATER</p>	<p>506</p>

**ISSUED BY**

**MIAMI-DADE COUNTY SEAPORT DEPARTMENT**

16<sup>th</sup> REVISED PAGE 27

TARIFF NO. 010

EFFECTIVE: OCTOBER 1, 2013

**SECTION SEVEN**  
**WHARF DEMURRAGE & TERMINAL STORAGE**

FMC SUBRULE: 34-D04

FOR EXPLANATION OF SYMBOLS, SEE PAGE 0-A (AFTER TITLE PAGE)

Upon application to the Port Director prior to arrival of the vessel at Port, and at his discretion, certain types of freight or cargo may be accepted for storage, for specified periods, with charges to be assessed as follows:

- A - Charge for first month, or fraction thereof.  
 B - Charge for second month, or fraction thereof.  
 C - Charge for third month and each succeeding month, or fraction thereof.

	A	B	C		ITEM
<b>TERMINAL STORAGE:</b>				<b>TERMINAL STORAGE CHARGES (A)</b>	<b>508</b>
Closed or covered, per ton					
All items N.O.S.	\$ <del>10.09</del> <u>10.60</u>	\$ <del>20.29</del> <u>21.30</u>	\$ <del>30.42</del> <u>31.94</u>		
Lumber, per ton	\$ <del>20.19</del> <u>21.20</u>	\$ <del>20.29</del> <u>21.30</u>	\$ <del>68.44</del> <u>71.86</u>		
Automobiles per day	\$ <del>16.97</del> <u>17.82</u>	\$ <del>51.40</del> <u>53.97</u>	\$ <del>121.80</del> <u>127.89</u>		
Paper, newsprint in rolls	\$ <del>7.60</del> <u>7.98</u>	\$ <del>9.12</del> <u>9.57</u>	\$ <del>10.63</del> <u>11.16</u>		
<b>TERMINAL STORAGE:</b>					
Open or ground, per ton					
All items N.O.S.	\$ <del>7.60</del> <u>7.98</u>	\$ <del>15.24</del> <u>16.00</u>	\$ <del>30.42</del> <u>31.94</u>		
Lumber, per ton	\$ <del>7.60</del> <u>7.98</u>	\$ <del>15.24</del> <u>16.00</u>	\$ <del>51.40</del> <u>53.97</u>		
Automobiles per day	\$ <del>10.09</del> <u>10.60</u>	\$ <del>34.07</del> <u>35.77</u>	\$ <del>80.75</del> <u>84.79</u>		
Trucks, buses, vehicles p/day	\$ <del>20.29</del> <u>21.30</u>	\$ <del>68.44</del> <u>71.86</u>	\$ <del>162.17</del> <u>170.28</u>		
Trailers, containers, chassis, loaded/empty 20 FT	\$ <del>10.09</del> <u>10.60</u>	\$ <del>34.07</del> <u>35.77</u>	\$ <del>80.75</del> <u>84.79</u>		
Over 20 FT	\$ <del>20.29</del> <u>21.30</u>	\$ <del>68.43</del> <u>71.85</u>	\$ <del>162.17</del> <u>170.28</u>		
Boats/yachts (cradled or trailered) including empty cradles or trailers	\$ <del>78.26</del> <u>82.17</u>	\$ <del>264.13</del> <u>277.33</u>	\$ <del>626.24</del> <u>657.52</u>		
Steel and aluminum materials, per ton	\$ <del>6.53</del> <u>6.85</u>	\$ <del>22.03</del> <u>23.13</u>	\$ <del>52.24</del> <u>54.83</u>		

NOTE: Upon submission of a written request and approval by the Port Director, bulk commodities and break bulk cargo shall be allowed up to 30 days free time.

The minimum invoice for either terminal storage charges or open storage charges shall be .....\$ 85.00

**MINIMUM STORAGE CHARGES**

512

ISSUED BY

MIAMI-DADE COUNTY SEAPORT DEPARTMENT

TARIFF NO. 010

2<sup>ND</sup> REVISED

PAGE 28

**SECTION EIGHT  
CONTAINER CRANE FACILITY**

FMC SUBRULE: 34-D05

EFFECTIVE: FEBRUARY 5, 2000

FOR EXPLANATION OF SYMBOLS, SEE PAGE 0-A (AFTER TITLE PAGE)

## CONTAINER GANTRY CRANE FACILITY

Any authorized stevedore (crane user) wishing to use container gantry crane(s), including all attached and ancillary parts and equipment [hereinafter referred to as "crane(s)"] shall make application for crane(s) rental use 12 hours prior to start-up time. Such applications shall specify the date and time of proposed use, the estimated length of use and number of cranes needed. The crane user shall return the crane(s) without delay, upon completion of his operations.

The crane user shall provide all necessary operators and perform all stevedoring required in connection with container crane(s) use.

When the crane(s) is/are ordered but not used, and orders are not modified or canceled within 6 hours, standby time for maintenance personnel will be assessed at the current labor rates, subject to a minimum charge of two hours straight time or four hours overtime.

Any incurred cost is the responsibility of the user; such as balance of guarantees, meal hours, or any other costs not covered under rental fee or start-up and secure.

It shall be the ship's responsibility to stow all of its cranes in an offshore position prior to the time that the container gantry cranes are put into service.

In the event that it is necessary to use the ship's cranes for any reason while the container gantry cranes are still in use at any time prior to the container gantry cranes' complete removal from the vessel, the container gantry cranes shall have the absolute right of way and all movements of the ship's cranes will be subservient to the container gantry cranes' movements and operations. Accordingly, it will be the responsibility and obligation of the ship and its stevedores to keep a proper lookout and to ensure that the movements or operation of the ship's cranes do not interfere with the operations or movements of the container gantry crane.

The ship will not begin to move its cranes into sea position until after the container gantry crane has fully completed its operations and movements and is fully clear from the ship and its cranes.

It shall be the stevedore's responsibility to assure that the ship is aware of and complies with its responsibilities to stow and operate its cranes in conformance with these regulations.

CONTAINER  
GANTRY  
CRANE RULES  
AND  
REGULATIONS  
(C)

ITEM

550

ISSUED BY

MIAMI-DADE COUNTY SEAPORT DEPARTMENT

51

**TARIFF NO. 010**

**19<sup>th</sup> REVISED PAGE 29**

**EFFECTIVE: OCTOBER 1, 2013**

**SECTION EIGHT  
CONTAINER CRANE FACILITY**

**FMC SUBRULE: 34-D05**

**FOR EXPLANATION OF SYMBOLS, SEE PAGE 0-A (AFTER TITLE PAGE)**

Container Gantry Crane rental rates per hour are as follows:

Gantry crane(s)	Regular hours	\$736.16 758.25
(Without operator)	Overtime hours	\$821.60 846.25
Small Boat	Regular hours	\$604.70 622.84
	Overtime hours	\$688.59 709.24
Standby time per hour	Regular hours	\$246.59 223.09
(All cranes)	Overtime hours	\$343.00 322.39

ITEM

CRANE  
RATES  
(A)  
(D)

560

Except for use of Cranes 1, 2 and 3 ("SPDN Cranes"), where upon the rental of the first SPDN crane at 100% of the Tariff rate, the second crane (when rented for the same vessel on the same call) shall be discounted 50% and the third crane (when rented for the same vessel on the same call) shall also be discounted 50%.

Minimum rental period per crane is 4 hours per steamship line. Billing will be based on 1-hour increments with any fraction of an hour to be carried to the next full hour. Rental charges include maintenance.

The crane user will be charged for assigned maintenance personnel for standby time for vessel delays or weather interference at above rates per hour. No charge will be assessed for downtime due to mechanical and/or electrical malfunction of the crane(s).

Except for weather interference, labor standby time for delays will be charged from the time for which the equipment is ordered until the equipment begins operations.

One (1) hour start-up and one (1) hour shutdown time will be charged for labor only. Any Port terminal operator, stevedore, and/or cargo line guaranteeing 60 hours or more of crane time per terminal acre per year will not be charged the labor cost associated with one (1) hour start-up and one (1) hour shutdown time, and will not be charged for any fraction of an hour after the rental period concludes, provided that such fraction of the hour does not exceed 20 minutes.

Costs incurred for the repositioning of crane(s), during a meal hour, when requested by the user, shall be billed according to the established labor rates.

**ISSUED BY**

**MIAMI-DADE COUNTY SEAPORT DEPARTMENT**

1<sup>ST</sup> REVISED      PAGE 29-A

**TARIFF NO. 010**

EFFECTIVE: OCTOBER 1, 2005

**SECTION EIGHT  
CONTAINER CRANE FACILITY**

FMC SUBRULE: 34-D05

**FOR EXPLANATION OF SYMBOLS, SEE PAGE 0-A (AFTER TITLE PAGE)**

THIS PAGE INTENTIONALLY LEFT BLANK

CRANE  
RATES  
(D)

ITEM

560  
(cont.)

**ISSUED BY**

**MIAMI-DADE COUNTY SEAPORT DEPARTMENT**



TARIFF NO. 010

1<sup>st</sup> REVISED PAGE 31

EFFECTIVE: OCTOBER 1, 1999

**SECTION EIGHT  
CONTAINER CRANE FACILITY**

FMC SUBRULE: 34-D05

FOR EXPLANATION OF SYMBOLS, SEE PAGE 0-A (AFTER TITLE PAGE)

	CRANE CONDITION	ITEM
<p>The crane(s) will be in operating condition when turned over to the crane user and will be returned in the same condition as when received, wear and tear alone excepted. All repairs will be effected through the maintenance operator or through their designated contractor and billed accordingly for repair costs incurred.</p> <p>Downtime caused by crane user negligence will be charged at the rate as per paragraph entitled RATES included in this Section, acts of God excepted.</p>		586
<p>Any damages which render the crane(s) inoperable due to crane user negligence, and which may preclude the Seaport from any operating revenues, will be the responsibility of the stevedore to reimburse the Seaport for such revenues during the period of repair.</p>	DAMAGES SUSTAINED TO CRANE	588
<p>All stevedores are required to furnish certificates of insurance to the crane maintenance management company who reserves the right to deny use of the crane(s) to any firm supplying false, incomplete or misleading insurance information.</p> <p>Stevedores Legal Liability Insurance and Comprehensive General Liability Insurance coverage shall be provided as liability against damages resulting from loading and unloading vessels by the stevedore. This insurance shall be a minimum of \$5,000,000.00 for each occurrence.</p> <p>Miami-Dade County, Florida (Port of Miami-Dade) and the crane maintenance management company shall be named as additional name insured.</p> <p>These requirements are in addition to previous insurance requirements per other sections of this tariff.</p> <p>The above insurance policies shall not be canceled or allowed to expire until thirty days after the Seaport has received written notice thereof from the insurance carrier.</p>	INSURANCE (C)	590

ISSUED BY

MIAMI-DADE COUNTY SEAPORT DEPARTMENT

TARIFF NO. 010

ORIGINAL PAGE 32

ISSUED: JANUARY 1, 1994

EFFECTIVE: MARCH 31, 1994

SECTION EIGHT  
CONTAINER CRANE FACILITY

FMC SUBRULE: 34-D05

FOR EXPLANATION OF SYMBOLS, SEE PAGE 0-A (AFTER TITLE PAGE)

ITEM

All users of the crane(s) shall be held responsible for cleaning the facilities after using them, including the adjacent aprons and gutters. If the facilities are not properly cleaned, charges shall be assessed as noted in other sections of this Tariff.

CLEANING  
FACILITIES

596

ISSUED BY

MIAMI-DADE COUNTY SEAPORT DEPARTMENT



TARIFF NO. 010

7<sup>th</sup> REVISED PAGE 33

EFFECTIVE: OCTOBER 1, 2013

SECTION NINE  
RENTALS & LEASES

FMC SUBRULE: 34-E01

FOR EXPLANATION OF SYMBOLS, SEE PAGE 0-A (AFTER TITLE PAGE)

RENTALS AND LEASES		RENTAL OF SPACE OLD PORT	ITEM 600
DELETED - No longer applicable. Old Port properties returned to the City of Miami on March 7, 1972.			
<p><b>Office Space in 1001, 1007 &amp; 1015 Maritime Administration Building - Floors 1,2, &amp; 3</b> \$ 23.00* per square foot, per year which includes air conditioning, lights, electricity, and with or without janitorial services. Either five year lease, annual lease or month-to-month rental.</p> <p><b>Office Space in 1007 Maritime Administration Building - Floors 4 and 5</b> \$25.00* per square foot, per year which includes air conditioning, lights, electricity, and with or without janitorial services. Either five year lease, annual lease or month-to-month rental.</p> <p><b>Office Space Passenger Terminals B through J, &amp; Floor Open Space in all Terminals B-J</b> \$ 23.00* per square foot, per year which includes air conditioning, lights, electricity, and with or without janitorial services. Either five year lease, annual lease or month-to-month rental.</p> <p><b>Office Space Passenger Terminals 2 &amp; 10</b> \$11.00 - \$20.00* per square foot, per year which includes air conditioning, lights, electricity, and with or without janitorial services. Either five year lease, annual lease or month-to-month rental. Exact rate shall be determined by the Port Director based on criteria including, but not limited to, access to street, location, condition of area, and other revenue contributions to the Port by lessee from any other Port operations.</p> <p><b>Office Space at Locations below</b> \$ 20.00* per square foot, per year which includes air conditioning, lights, electricity, and with or without janitorial services. Either five year lease, annual lease or month-to-month rental.</p> <p style="padding-left: 40px;">655 Asia Way 1500 Bahama Drive aka Port Boulevard 1630 Bahama Drive aka Port Boulevard 514 Australia Way</p> <p><b>Modular Office Space</b> \$ 16.00* per square foot, per year which includes air conditioning, lights, electricity, and with or without janitorial services. Either five year lease, annual lease or month-to-month rental.</p> <p><b>*Note:</b> Deduct \$1.00 per square foot for janitorial and \$1.00 per square foot for electricity, if not included. Tenant in Administrative Complex (Bldg. 1001, 1007, &amp; 1015) must utilize only Seaport Staff or services provided by the Port of Miami.</p> <p>When, because of operational requirements, the Port infringes on the continued and uninterrupted use of a tenant's leased property, the Port may consider and apply rent abatement credits commensurate with the tenant's petition as validated and recommended by the Port's property management division and approved by the Port Director.</p>		RENTAL OF SPACE (D)	602

ISSUED BY

MIAMI-DADE COUNTY SEAPORT DEPARTMENT

**TARIFF NO. 010**

**2<sup>nd</sup> REVISED PAGE 34**

**SECTION NINE  
RENTALS & LEASES**

**EFFECTIVE: OCTOBER 1, 2005**

**FMC SUBRULE: 34-E01**

**FOR EXPLANATION OF SYMBOLS, SEE PAGE 0-A (AFTER TITLE PAGE)**

		<u>ITEM</u>
<p>Airline Counter Space in Passenger Terminals</p> <p>.....\$30.00 per square foot per year, on a year-to-year lease basis, which will include a prescribed allocation of space, Port-owned ticket counter/desk, lighting and electricity for vendor-provided equipment, maintenance for Port-owned property, and janitorial services.</p>	<p>RENTAL OF SPACE (C)</p>	<p>602</p>

**ISSUED BY**

**MIAMI-DADE COUNTY SEAPORT DEPARTMENT**

**TARIFF NO. 010**

**4<sup>th</sup> REVISED** **PAGE 35**

**SECTION NINE  
RENTALS & LEASES**

**EFFECTIVE: OCTOBER 1, 2007**

**FMC SUBRULE: 34-E01**

**FOR EXPLANATION OF SYMBOLS, SEE PAGE 0-A (AFTER TITLE PAGE)**

		ITEM
<p><i>Warehouse Space</i>                      .....\$ 5.00 – 11.00* per square foot per year which does not include air conditioning, lights, electricity, or janitorial services. Either five year lease, annual lease or month-to-month rental.</p> <p>Exact rate shall be determined by the Port Director based on criteria including, but not limited to, access to street, location, condition of area, and other revenue contributions to the Port by lessee from any other Port operations.</p> <p>*Any related rate adjustment as determined by the Port Director will be in addition to rental charges.</p>	<p>RENTAL OF SPACE (A) (D)</p>	<p>602</p>

**ISSUED BY**

**MIAMI-DADE COUNTY SEAPORT DEPARTMENT**

**TARIFF NO. 010**

**3RD REVISED PAGE 35-A (2 pgs.)**

**EFFECTIVE: OCTOBER 1, 2007**

**SECTION NINE  
RENTALS & LEASES**

**FMC SUBRULE: 34-E01**

**FOR EXPLANATION OF SYMBOLS, SEE PAGE 0-A (AFTER TITLE PAGE)**

**Portable Telecommunications Antennas**

.....\$2,000.00 per month, or any part thereof, will be assessed for each Portable Telecommunications Antenna temporarily\* emplaced. This amount will be in addition to the associated open ground space charge at the maximum non-containerized ground space lease rate, and any other charges imposed by this tariff. For the purpose of this item, open ground space will be any space, improved or otherwise, to include parking space, as deemed appropriate by the Port Director. All Information Technology Department (ITD) requirements must be met before any installation is approved.

\*The emplacement of a portable antenna under this tariff provision is with the understanding that the associated lease agreement would be on a month-to-month basis and in effect during the time required to install a permanent-type antenna as approved by the Port Director.

RENTAL  
OF SPACE  
(I)  
(A)

ITEM  
602

**Wall-mounted Telecommunications Antennas**

The per annum fixed rate for space for wall-mounted telecommunications antennas and support equipment, on a year-to-year basis, shall be not less than \$30,000.00 and based on the following schedule:

Category	Antennas	Support Equipment	Rate Per Year
1	One (1) or any array of not more than three (3) wall-mounted antennas encompassing not more than seven (7) linear feet between each antenna	Equipment required for initial setup to support antenna(s), not exceeding the following: electric panel, electric meter, transformer, stand-alone air conditioning unit, disconnect switch, antenna receiver unit, and cabling	\$30,000.00
2	One (1) to not more than an array of three (3) additional wall-mounted antennas encompassing a span of not more than seven (7) linear feet between each antenna.	Except for required cabling, this schedule does not provide for any additional support equipment.	\$5,000.00
3	This schedule does not provide for any additional antennas.	Additional support equipment but less than that required for an initial setup.	\$5,000.00

**ISSUED BY**

**MIAMI-DADE COUNTY SEAPORT DEPARTMENT**

TARIFF NO. 010

3<sup>RD</sup> REVISED PAGE 35-A (2 pgs.)

EFFECTIVE: OCTOBER 1, 2007

SECTION NINE  
RENTALS & LEASES

FMC SUBRULE: 34-E01

## FOR EXPLANATION OF SYMBOLS, SEE PAGE 0-A (AFTER TITLE PAGE)

*Wall-mounted Radio/Data Antenna for Port Users*

The annum fixed rate for space for one wall-mounted radio/data antenna and supporting equipment, on a year-to-year basis, shall be \$3,000. This rate applies for Port users that require an antenna in order to conduct business at the Port.

- Support equipment (each component thereof) will be of reasonable and customary dimensions subject to the approval of the Port Director.
- Cabling includes coaxial cable, electric wiring, and associated conduit and bracketing required to connect antenna(s) to support equipment, support equipment to each other, and from support equipment to power source.
- Vendor will pay for electric utility use separate from antenna lease rate.
- Vendor will be responsible for all installation, to include the installation of an electric meter, maintenance, repair, and replacement.
- Under Schedule 3, should the Port Director deem the additional equipment to be equal to an initial set-up as provided for in Schedule 1, a Schedule 1 rate will be assessed.
- Installation and use of any antenna(s) and/or support equipment shall not interfere with the operation of another vendor's or the Port's antennas and/or support equipment or any other operational system, and it will comply with all applicable laws, including all zoning codes and requirements of the Miami-Dade County Code; Ordinance No. 01-157; South Florida Building Code; Miami-Dade County Information Technology Department; Federal Communications Commission; National Council on Radiation Protection and Measurement; Institute of Electrical and Electric Engineers; and American National Standards Institute.

RENTAL  
OF SPACE  
(I)  
(A)ITEM  
602

ISSUED BY

MIAMI-DADE COUNTY SEAPORT DEPARTMENT

**TARIFF NO. 010**

**2<sup>ND</sup> REVISED**

**PAGE 36**

**SECTION NINE  
RENTALS & LEASES**

**EFFECTIVE: OCTOBER 1, 2011**

**FMC SUBRULE: 34-E01**

**FOR EXPLANATION OF SYMBOLS, SEE PAGE 0-A (AFTER TITLE PAGE)**

ITEM

TEMPORARY AND/OR MOBILE STRUCTURES in any area will be leased on a non-exclusive basis at rates as determined by the Port Director in conformity with, among other things, appraisal rates. Utilities and/or janitorial charges to be assessed as determined by the Port Director.

Rental of  
Space  
(C)

602

**ISSUED BY**

**MIAMI-DADE COUNTY SEAPORT DEPARTMENT**

**TARIFF NO. 010**

**8<sup>th</sup> REVISED PAGE 37 (2 pgs)**

**SECTION NINE  
RENTALS & LEASES**

**EFFECTIVE: OCTOBER 1, 2013**

**FMC SUBRULE: 34-E02-E05**

**FOR EXPLANATION OF SYMBOLS, SEE PAGE 0-A (AFTER TITLE PAGE)**

		<u>ITEM</u>
<p>Open ground storage area rented monthly or annually for Port related use on a non-exclusive basis will be leased at the rates listed below.</p> <p>Open Ground Non-Waterfront.....\$ 4.80 per sq. ft./per year (non-containerized) Open Ground Waterfront.....\$ 6.40 per sq. ft./per year (non-containerized) Fisher Island.....\$ 6.40 per sq. ft./per year Open Ground Retail Space.....\$15.00 per sq. ft./per year</p> <p>(Rate discount not applicable to this category.)</p> <p>For not-for-profit/government entities or other entities that provide support functions or services deemed beneficial to Port operations, as determined by the Port Director, the Port Director may reduce lease rates by no more than 25% of the applicable open ground rate.</p> <p>Such leases whether five year, annual or month-to-month do not provide for electricity, water, sewer, landscaping, maintenance, housekeeping, fencing, paving or asphalt repairs.</p>	<p>OPEN GROUND LEASES</p>	<p>604</p>
<p>All fencing inside transit sheds warehouses and passenger terminals must be authorized by the Port Director. All original fencing or subsequent modifications will be installed at the expense of the applicable Port user. After installation, the fencing becomes the property of the Seaport Department of Miami-Dade County (Port of Miami-Dade).</p>	<p>INSIDE</p>	<p>605</p>
<p>Port tenants not directly involved in the transportation of passengers or cargo from Port of Miami-Dade facilities may be assessed an additional rental charge based on a percentage of their annual gross revenue, as determined by the Port Director, in addition to the charges in Item 602 or 604 above. Such charge shall not exceed 40% of the affected tenant's annual gross revenue. Annual gross revenue shall include all revenue derived from the sale of merchandise or services at the leased premises, exclusive of any Florida State Sales Tax collected from customers.</p>	<p>OTHER</p>	<p>606</p>

**ISSUED BY**

**MIAMI-DADE COUNTY SEAPORT DEPARTMENT**

**TARIFF NO. 010**

**8<sup>th</sup> REVISED PAGE 37 (2 pgs)**

**EFFECTIVE: OCTOBER 1, 2013**

**SECTION NINE  
RENTALS & LEASES**

**FMC SUBRULE: 34-E02-E05**

**FOR EXPLANATION OF SYMBOLS, SEE PAGE 0-A (AFTER TITLE PAGE)**

<p>Lease documents not returned within the time-frame requested by the Port in writing will be subject to a late fee of \$500.00 or one month's rent, whichever is greater (i.e. lease agreement, affidavit, payment guarantee, insurance certificates, etc.). If documents are not returned within 30 days of non-compliance, lease agreement will be terminated.</p>	<p>LEASE DOCUMENTS LATE FEE</p>	<p>607</p>
<p><u>In addition to the Certificate of Use and Occupancy required prior to commencement of operations, the Lessee, at its sole cost and expense, shall be liable and responsible for obtaining, paying and maintaining a current Fire/Life Safety Operating Permit in compliance with Miami-Dade County Code, Article III, Section 14-53.</u></p>	<p><u>LEASE PERMITS AND LICENSES</u> (I)</p>	<p>608</p>
<p><u>The Lessee shall be solely responsible for all costs and expenses which arise out of environmental contamination for which County may be held liable caused by the Lessee, the Lessee's agents, employees, contractors, or invitees during any prior or current tenancy or occupancy of the Premises or any portion thereof</u></p>	<p><u>LEASE ENVIRONMENTAL PROTECTION AND INDEMNITIES</u> (I)</p>	<p>609</p>

**ISSUED BY**

**MIAMI-DADE COUNTY SEAPORT DEPARTMENT**



TARIFF NO. 010

ORIGINAL PAGE 37A

SECTION NINE-A  
FOREIGN TRADE ZONE

EFFECTIVE: OCTOBER 1, 2012

FMC SUBRULE: 34-E02-E05

FOR EXPLANATION OF SYMBOLS, SEE PAGE 0-A (AFTER TITLE PAGE)

Foreign Trade Zone Site Operators shall pay all applicable fees as outlined in the Grantee Fee Schedule. Fees are subject to periodic review and adjustment. The below fees do not include any additional fees charged by the Foreign Trade Zone Board or Customs.

**PortMiami Foreign Trade Zone Grantee Fee Schedule<sup>1</sup>**

<b>Application Fee Usage Driven / Subzone</b>	\$2,500
<b>Application Fee New Magnet Site</b>	\$10,000
<b>Application Fee for Manufacturing</b>	\$2,500

**Based on square feet of Zone Site**

<b>Annual Fee</b>	<b>Less than 100,000 s.f.</b>	<b>100,000 - 200,000 s.f.</b>	<b>200,000 - 400,000 s.f.</b>	<b>400,000 - 750,000 s.f.</b>	<b>Over 750,000 s.f.</b>
Active Site	\$5,000	\$10,000	\$15,000	\$20,000	\$20,000 plus \$0.025 per add'l s.f.
Non-Active Site	\$2,500				

<b>Additional Fees</b>	
Alteration	\$2,500
Penalty Fee for Late Annual Reporting	\$1,000.00 per month until in compliance
Other Fees and Charges <sup>2</sup>	\$65.00 per hour or part thereof

<sup>1</sup> Refer to PortMiami FTZ 281 Grantee Zone Schedule, available on website, for detailed description of process and fees.

<sup>2</sup> Other fees and charges include any other fees, charges, or expenses incurred by Grantee for the purpose of obtaining Foreign Trade Zone Board approval and/or U.S. Customs & Border Protection approval on behalf of client, and not specifically listed herein, at the discretion of the Grantee, will be assessed to client at cost.

PortMiami  
Foreign  
Trade Zone  
No. 281

(I)

ITEM

610

ISSUED BY

MIAMI-DADE COUNTY SEAPORT DEPARTMENT

14<sup>th</sup> REVISED PAGE 38

TARIFF NO. 010

EFFECTIVE: OCTOBER 1, 2013

**SECTION TEN**  
**MISCELLANEOUS CHARGES**

FMC SUBRULE: 34-F01

FOR EXPLANATION OF SYMBOLS, SEE PAGE 0-A (AFTER TITLE PAGE)

MISCELLANEOUS CHARGES		ITEM								
<p>Charges for fresh water delivered to vessels at piers or wharves shall be assessed as follows:</p> <p>Per ton, 250 gallons.....\$ 2.25 <del>2.43</del></p> <p>The minimum invoice for fresh water charged per vessel shall be \$ <del>82.96</del> <u>90.00</u></p> <p>Hook-up fee, per vessel.....\$ <del>54.08</del> <u>55.70</u></p>	FRESH WATER (A)	700								
<p>When unit is not returned, a charge of \$500.00 per Unit Connection will be assessed to the corresponding agent.</p>	FRESH WATER UNIT CONNECTION REPLACEMENT	701								
<p>For providing electrical hook up and space for U.S.D.A fumigation, the Port fee for this service per container, <u>per permitted vendor, or equivalent amount of cargo per day (within any given calendar month) shall be : \$55.00</u></p> <table style="margin-left: 40px;"> <tr> <td>1 – 50 containers</td> <td>\$55.00 each</td> </tr> <tr> <td>51 – 100 containers</td> <td>\$35.00 each</td> </tr> <tr> <td>101 – 200 containers</td> <td>\$30.00 each</td> </tr> <tr> <td>201 + containers</td> <td>\$25.00 each</td> </tr> </table>	1 – 50 containers	\$55.00 each	51 – 100 containers	\$35.00 each	101 – 200 containers	\$30.00 each	201 + containers	\$25.00 each	FUMIGATION CHARGE (I)	703
1 – 50 containers	\$55.00 each									
51 – 100 containers	\$35.00 each									
101 – 200 containers	\$30.00 each									
201 + containers	\$25.00 each									
<p><u>The fee for the use of the Port of Miami's cold treatment restacking facility in the fumigation yard shall be.....\$200.00, per container.</u></p>	<u>RESTACKING FACILITY FEE</u> (I)	704								
<p>When electricity is furnished to refrigerated containers and/or trailers by the Port, an additional utility charge per unit shall be assessed, at the rate per day of.....\$52.50</p> <p>Such charge shall be assessed for each 24-hour period or fractional part thereof.</p> <p>Except in the case of the Port's own negligence, the Port shall not be responsible for loss or damage caused by power failure, electrical surges, electrical or mechanical equipment failure or any other type of breakdown/failure.</p> <p>Refrigerated containers shall be the only equipment connected to the reefer plugs. If any other equipment is connected, the Port user and leaseholder will each be subject to a fine as described below:</p> <table style="margin-left: 40px;"> <tr> <td>1<sup>st</sup> Offense</td> <td>\$ 500.00</td> </tr> <tr> <td>2<sup>nd</sup> Offense</td> <td>\$1,000.00</td> </tr> <tr> <td>3<sup>rd</sup> Offense</td> <td>Permit will be revoked</td> </tr> </table>	1 <sup>st</sup> Offense	\$ 500.00	2 <sup>nd</sup> Offense	\$1,000.00	3 <sup>rd</sup> Offense	Permit will be revoked	ELECTRIC CURRENT FOR REFRIGERATED UNITS	705		
1 <sup>st</sup> Offense	\$ 500.00									
2 <sup>nd</sup> Offense	\$1,000.00									
3 <sup>rd</sup> Offense	Permit will be revoked									

ISSUED BY

MIAMI-DADE COUNTY SEAPORT DEPARTMENT

TARIFF NO. 010

13<sup>TH</sup> REVISED PAGE 39

EFFECTIVE: OCTOBER 1, 2013

SECTION TEN  
MISCELLANEOUS CHARGES

FMC SUBRULE: 34-F01

FOR EXPLANATION OF SYMBOLS, SEE PAGE 0-A (AFTER TITLE PAGE)

		ITEM
<p><u>Per service provided by the County directly for stevedoring, security, and/or pier check-in services:</u> \$350 per each service, per vessel call.</p>	<p>ADMINISTRATIVE FEE FOR ACCESS AGREEMENTS WITH CRUISE LINES (1)</p>	706
<p>The following Harbor fee shall be charged to each vessel on a per call basis (effective 10/1/99), excluding inaugural activities for homeport ships at the discretion of the Director:</p> <p>0-20,000 Gross Registered Tons.....\$250.00 20,001 GRT and over.....\$500.00 Passenger vessels making 300 and more sailings per year.....\$ 50.00</p> <p>In the event of multiple daily sailings for the same vessel, only one harbor fee per 24-hour period will be assessed.</p> <p>The Harbor Fee shall not apply to Port terminal operators, or to their cargo vessel customers, where the terminal operator guarantees the Port 60 hours or more of crane time per terminal acre per year.</p>	<p>HARBOR FEE</p>	707

ISSUED BY

MIAMI-DADE COUNTY SEAPORT DEPARTMENT

**TARIFF NO. 010**

**10<sup>TH</sup> REVISED**

**PAGE 40**

**EFFECTIVE: OCTOBER 1, 2013**

**SECTION TEN  
MISCELLANEOUS CHARGES**

**FMC SUBRULE: 34-F01**

**FOR EXPLANATION OF SYMBOLS, SEE PAGE 0-A (AFTER TITLE PAGE)**

	SCALE CHARGE (D)	ITEM
<p>Charges for providing truck weighing service on the Port of Miami-Dade scale will be assessed as follows:</p> <p>Export boxes (prepaid).....\$12.00 Export boxes (cash).....\$15.00</p> <p>Import boxes (prepaid).....\$12.00 Import boxes (cash).....\$15.00</p> <p>All exporters of used self-propelled vehicles which use the Seaport's vehicle examination facility for the purpose of the presentation and validation of required documentation by U.S. Customs &amp; Border Protection in accordance with Customs Regulations (19 CFR 192), will be assessed a usage fee of seven dollars and fifty cents (\$7.50) per vehicle, in accordance with the Code of Miami-Dade County, Florida, Sec. 28A, as put forth by the Board of County Commissioners of Miami-Dade County, Florida.</p> <p>Two dollars and fifty cents (\$2.50) of every seven dollars and fifty cents (\$7.50) collected shall be allocated to the Miami-Dade County Multi-Agency Auto Theft Task Force for purposes of enhancing security at, and interdicting the flow of stolen motor vehicles through the Port of Miami.</p>	VEHICLE EXAMINATION FACILITY CHARGE	708
<p>Facilities are available for the parking of vehicles for passengers boarding ships and for Port visitors and workers. Rates are as follows:</p> <p><b>Short term</b>, per vehicle, per space.....\$ 7.00 <b>Long term</b> (overnight, <u>multi-day passenger ships</u>), per vehicle, per space, per day.....\$20.00 <b>Long term</b> (high density, overnight, and single-day cruise passenger ships), per vehicle, per space, per day... ..\$20.00 <b>Special events</b>, per vehicle, per space, no less than.....\$15.00</p> <p>All established parking rates will be posted at each facility and applied to the day a vehicle enters the parking lot and to each succeeding day it remains on the lot.</p> <p>Unattended ground parking areas, when properly posted as such, can be available to the general public at no charge for certain maritime industry related events as designated by the Port Director.</p>	VEHICLE PARKING AT THE PORT (I)	710
<b>THIS SPACE INTENTIONALLY LEFT BLANK</b>		712
<p>A service fee will be assessed for the collection of a dishonored check, draft, or other order for the payment of money to the Port of Miami-Dade, in accordance with the rate structure established by Miami-Dade County, in Administrative Order 4-86. This service fee shall be in addition to all other penalties imposed by this tariff.</p>	RETURNED CHECK SERVICE FEE	713

**ISSUED BY**

**MIAMI-DADE COUNTY SEAPORT DEPARTMENT**

**TARIFF NO. 010**

**19<sup>TH</sup> REVISED PAGE 41 (2 pgs.)**

**EFFECTIVE: OCTOBER 1, 2013**

**SECTION TEN  
MISCELLANEOUS CHARGES**

**FMC SUBRULE: 34-F01**

**FOR EXPLANATION OF SYMBOLS, SEE PAGE 0-A (AFTER TITLE PAGE)**

No one may engage in a business transaction or provide services on the Port of Miami-Dade without first obtaining a business permit, supplying evidence of insurance coverage, and complying with all other applicable provisions of the tariff and/or other pertinent regulations issued by the Port Director and the Miami-Dade County Code. Exempt from the business permit requirement are: 1) those entities whose sole function on the Port is to fulfill the requirements of U.S. government regulatory agencies; 2) County-approved vendors, their sub-contractors and suppliers, while performing the tasks called for under their contract with Miami-Dade; and 3) Governmental entities. Applications for a permit to conduct business as a Stevedore must be in accordance with Miami-Dade Code Chapter 28A-6 and/or as determined by the Seaport Director.

Obtaining a permit to do business at the Port of Miami does not entitle the holder of the permit to, including but not limited to, land offices, access to restricted areas, guaranteed business opportunities, etc. The permit only allows the holder to conduct business at the Port of Miami as per the rules and requirements of this Tariff.

All cartage companies shall comply with the insurance requirements as described on Page 41-A of this Tariff.

Permit fees shall be applied on an annual basis commencing on the date of issuance except for stevedore permit fees which shall be applied on an annual basis commencing on January 15 of every year.

Permit renewals not received by the expiration date shall be cancelled, and the initial processing fee and annual permit fee shall be required for reinstatement.

*Company Name or Category Change*

Any permit holder that requests a name or category change will be treated as a new applicant and shall pay the initial processing fee and annual permit fee, which covers a period of 12 months.

Companies holding an active stevedoring permit at the Port of Miami are required to submit their final vessel loading and discharge reports for all vessels worked at the Port no later than 7 calendar days after vessel departure. Arrangements to submit said reports are to be coordinated with the Port's Cargo Operations division.

Initial Processing Fee (non-refundable) (all categories, except shipping lines and cruise lines, not otherwise listed)	\$348.00 <u>350.00</u>
Initiation fee or Reinstatement Fee for tug Services.....	\$6,000.00

The following annual permit fees are applicable to the following business categories:

Fuel or bunker barges, Up to 5 barges.....	\$ 200,000.00
Each additional barge.....	\$ 25,000.00
Mobile Food/Drink per Truck.....	<del>\$ 3,150.00</del> <u>\$2,500.00</u>
<u>Pre-arranged Ground Transportation *</u>	<u>\$350.00</u>
Ship Chandlers/Suppliers.....	\$ 1,000.00
Ship's Agents.....	<del>\$ 1,737.00</del> <u>1,750.00</u>
Sightseeing/Tour Services	<del>\$348.00</del> <u>350.00</u>
Shipping Lines and cruise lines	0.00
Stevedoring Firms.....	<del>\$ 5,789.00</del> <u>5,800.00</u>
Tug Services, per tug.....	\$ 15,000.00
All other business categories.....	<del>\$ 348.00</del> <u>350.00</u>
Tow Truck/Vehicle Delivery Service (No Initial Processing Fee).....	<del>\$ 69.00</del> <u>70.00</u>

ANNUAL  
AND  
TEMPORARY  
PERMIT  
FEES  
(A)  
(C)  
(I)  
(R)

ITEM

714

**ISSUED BY**

**MIAMI-DADE COUNTY SEAPORT DEPARTMENT**

**TARIFF NO. 010**

**19<sup>TH</sup> REVISED PAGE 41 (2 pgs.)**

**EFFECTIVE: OCTOBER 1, 2013**

**SECTION TEN  
MISCELLANEOUS CHARGES**

**FMC SUBRULE: 34-F01**

**FOR EXPLANATION OF SYMBOLS, SEE PAGE 0-A (AFTER TITLE PAGE)**

\* Note: Pre-arranged ground transportation companies residing outside of South Florida will be allowed two round trips (drop off/pick up) to be assessed at \$150.00 per trip. Beyond the allowed two trips, these companies will be required to get a permit. The fees paid for the first two trips will be credited towards the full permit fees. All visiting vehicles are to be registered and issued transponders prior to their visit and provide the required insurance requirements as per this Tariff.

Fees and time period for all other activities not listed above shall be determined by the Port Director.

User permit renewal is subject to satisfaction of any outstanding balances due to the Seaport Department

The Port has discretion in denying the issuing of a new permit and/or the renewal of a permit based on any circumstance and/or known fact that is not consistent with the Port's requirements and operating guidelines, such as, but not limited to; payment history, outstanding claims, criminal record, and convictions, etc.

In addition to permit requirements for companies, all individuals must comply with all applicable local, state, and federal requirements to obtain a Port. I.D. for which the charge is as follows:

Port I.D. –	New/Renewal (Unescorted Access – 1 years) Green Card	\$0.00
	New/Renewal (Escorted Access – 1 year) Yellow Card	\$0.00
	New/Renewal (Escorted Access – 1 year) Red Card	\$0.00
	One Day Pass	\$0.00
	Replacement (Lost or Stolen)	\$25.00
	Replacement (Change of Company)	\$0.00

**ISSUED BY**

**MIAMI-DADE COUNTY SEAPORT DEPARTMENT**

TARIFF NO. 010

REINSTATED PAGE 41-A (2 pgs.)EFFECTIVE: OCTOBER 1, 2010**SECTION TEN  
MISCELLANEOUS CHARGES**

FMC SUBRULE: 34-F01

**FOR EXPLANATION OF SYMBOLS, SEE PAGE 0-A (AFTER TITLE PAGE)**

## Insurance Requirements for Cartage Companies

All cartage companies doing business at the Port of Miami must provide the Permit Section with a list of insured drivers and vehicles on a monthly basis due by the last County business day of each calendar month. Failure to provide the requested information will result in the suspension of the permit until the information is received.

By the conclusion of each month, either the insurance company issuing the policy or the managing general agent for the insurance company issuing the policy must provide the Port of Miami with an ACORD certificate of insurance evidencing at least \$1,000,000 in vehicle liability insurance coverage and a list of the tractors (year, make, and 17-digit vehicle identification number) that are covered under the policy. If the insurance company's managing general agent provides the requested information, the managing general agent must also provide a notarized letter signed by an authorized officer of the insurance company issuing the policy identifying the managing general agent and confirming that the managing general agent has the insurance company's authority to provide the information requested by the Port of Miami.

Information submitted by the insurance company and/or the managing general agent concerning the number of insured drivers will be compared to the Port's identification system as to the number of issued Port ID cards. Discrepancies will result in a suspension of the permit which will be effective two (2) business days after identification and notice of the discrepancy is provided to the permit holder and such discrepancy is not remedied within those two (2) business days. The permit shall remain suspended until such time the insurance coverage is sufficient and certified by the insurance company and/or the managing general agent. Discrepancies identified on Fridays or during holiday time off will receive special consideration.

In the case of any discrepancies not cured within two (2) business days, or in the event a permit holder has a discrepancy more than twice in a fiscal year, a fine of \$3,000 will be assessed for the first violation. The second violation will result in the revocation of the permit.

A cartage company's failure to report a change in an employee's work status (termination) within 7 days after the change may result in revocation of the Port of Miami business permit.

Reactivation and addition of any cartage company's drivers will be granted only if confirmation is received from the Permit Section verifying that the cartage company is in compliance with the insurance requirements.

ITEM

ANNUAL AND  
TEMPORARY  
PERMIT  
FEES  
(i)

714

ISSUED BY

MIAMI-DADE COUNTY SEAPORT DEPARTMENT

TARIFF NO. 010

REINSTATED PAGE 41-A (2 pgs.)

EFFECTIVE: OCTOBER 1, 2010

**SECTION TEN**  
**MISCELLANEOUS CHARGES**

FMC SUBRULE: 34-F01

**FOR EXPLANATION OF SYMBOLS, SEE PAGE 0-A (AFTER TITLE PAGE)**

Failure to return all seaport credentials immediately upon expiration of card or termination of the employee will result in a fine of \$100 per ID card to be paid by the cartage company.

If a driver and truck fail to prove insurance coverage on any spot check while at the Port, the vehicle and driver will be required to leave the Port immediately.

All drivers renewing their Port identification cards must show proof of insurance and/or approval of insurance to POM Security Operations – Identification & Credentialing Section.

If the Seaport Violation Committee finds that any permit holder or any cartage company has acted fraudulently in attempting to prove the required insurance coverage, the permit holder and/or cartage company, its owners and officers, and/or the insurance agent(s) involved in the fraudulent conduct shall be banned from doing business at the Port of Miami for three years

All cartage company drivers wishing to work for two companies on one (1) Port identification card must get an endorsement from the first company of record in order to add the second one.

Cartage companies shall provide the Port of Miami written authorization to contact the managing general agent or the insurance company, who shall provide any and all relevant information pertaining to the cartage company's insurance coverage.

All required insurance policies shall be issued by companies authorized to do business under the laws of the State of Florida, with the following qualifications:

1. The company must be rated no less than "B" as to management, and no less than "Class V" as to financial strength, by the latest edition of Best's Insurance Guide, published by A.M. Best Company, Oldwick, New Jersey, or its equivalent subject to the approval of the County Risk Management Division,

or

2. The company must hold a valid Florida Certificate of Authority as shown in the latest "List of All Insurance Companies Authorized or Approved to Do Business in Florida", issued by the State of Florida Department of Insurance and are members of the Florida Guarantee Fund.

**ISSUED BY**

**MIAMI-DADE COUNTY SEAPORT DEPARTMENT**



TARIFF NO. 010

ORIGINAL

PAGE 41-B

EFFECTIVE: OCTOBER 1, 2013

SECTION TEN  
MISCELLANEOUS CHARGES

FMC SUBRULE: 34-F01

FOR EXPLANATION OF SYMBOLS, SEE PAGE 0-A (AFTER TITLE PAGE)

Tug Permit Requirements

All tug companies holding a business permit with the Port of Miami must have 1 tractor tug in their fleet available at the Port of Miami. Should the permitted company determine that a named tug is to be temporarily taken out of service for repairs, dry docking, temporary re-assignment, or permanently relocated from the Port of Miami, a substitute tug of equal or greater capabilities must be available at the Port of Miami prior to the removal of the tug being replaced at the permitted company's expense. In all cases, the permitted company must, prior to taking such action, notify the Port Director or designee in writing of the planned change(s). Only after receiving concurrence from the Port Director or designee, can the change(s) be made. Said concurrence will not be unreasonably denied.

ANNUAL AND  
TEMPORARY  
PERMIT  
FEES  
(I)

ITEM

714

Minimum Vessel Requirements – Per Individual Company

- At least one (1) 3,100 horsepower; 110,000 pound bollard pull
- Have adequate vessel fenders to sufficiently and safely perform all berthing assistance and maneuvers with each class of ship and barge
- Be equipped with multiple frequency bridge-to-bridge transceivers for communicating among ships and barges, tug, PortMiami Berthing Office, and harbor pilots

ISSUED BY

MIAMI-DADE COUNTY SEAPORT DEPARTMENT

**TARIFF NO. 010**

**EFFECTIVE: OCTOBER 1, 2013**

**SECTION TEN  
MISCELLANEOUS CHARGES**

FMC SUBRULE: 34-F01

**FOR EXPLANATION OF SYMBOLS, SEE PAGE 0-A (AFTER TITLE PAGE)**

Taxicabs, per trip.....\$ 2.00		<u>ITEM</u>															
In addition to the annual permit fee established above, Ground Transportation Companies shall be subject to the following per trip fees for each vehicle:																	
Pre-paid accounts with permit and transponder: *																	
<table border="0"> <thead> <tr> <th><i>Type Vehicle Rate</i></th> <th><i>Passenger Capacity</i></th> <th><i>Per Entry</i></th> </tr> </thead> <tbody> <tr> <td>Limousines and Vans</td> <td>14 passengers or less</td> <td>\$4.50</td> </tr> <tr> <td>Mini-Buses</td> <td>15 - 32 passengers</td> <td>\$9.00</td> </tr> <tr> <td>Bus</td> <td>33 or more passengers</td> <td>18.00</td> </tr> <tr> <td>Hop-On Hop-Off Bus</td> <td>33 or more passengers</td> <td>18.00</td> </tr> </tbody> </table>	<i>Type Vehicle Rate</i>	<i>Passenger Capacity</i>	<i>Per Entry</i>	Limousines and Vans	14 passengers or less	\$4.50	Mini-Buses	15 - 32 passengers	\$9.00	Bus	33 or more passengers	18.00	Hop-On Hop-Off Bus	33 or more passengers	18.00	ANNUAL AND TEMPORARY PERMIT FEES (C)	714
<i>Type Vehicle Rate</i>	<i>Passenger Capacity</i>	<i>Per Entry</i>															
Limousines and Vans	14 passengers or less	\$4.50															
Mini-Buses	15 - 32 passengers	\$9.00															
Bus	33 or more passengers	18.00															
Hop-On Hop-Off Bus	33 or more passengers	18.00															
* On prepaid accounts with permits, when the account cannot be replenished, the rate charged will be applied as per the non-prepaid account with permit.																	
Non pre-paid accounts with permit and transponder:																	
<table border="0"> <thead> <tr> <th><i>Type Vehicle Rate</i></th> <th><i>Passenger Capacity</i></th> <th><i>Per Entry</i></th> </tr> </thead> <tbody> <tr> <td>Limousines and Vans</td> <td>14 passengers or less</td> <td>\$6.00</td> </tr> <tr> <td>Mini-Buses</td> <td>15 - 32 passengers</td> <td>\$11.00</td> </tr> <tr> <td>Bus</td> <td>33 or more passengers</td> <td>\$20.00</td> </tr> <tr> <td>Hop-On Hop-Off Bus</td> <td>33 or more passengers</td> <td>20.00</td> </tr> </tbody> </table>	<i>Type Vehicle Rate</i>	<i>Passenger Capacity</i>	<i>Per Entry</i>	Limousines and Vans	14 passengers or less	\$6.00	Mini-Buses	15 - 32 passengers	\$11.00	Bus	33 or more passengers	\$20.00	Hop-On Hop-Off Bus	33 or more passengers	20.00		
<i>Type Vehicle Rate</i>	<i>Passenger Capacity</i>	<i>Per Entry</i>															
Limousines and Vans	14 passengers or less	\$6.00															
Mini-Buses	15 - 32 passengers	\$11.00															
Bus	33 or more passengers	\$20.00															
Hop-On Hop-Off Bus	33 or more passengers	20.00															
Upon implementation of new system, the above stated fees will be accessed whenever the ground transportation vehicle transverses the bridge onto the Port of Miami, whether dropping off or picking up passengers.																	
All pre-arranged ground transportation vehicles entering the Port of Miami must have a Port issued transponder. The Port reserves the right, at any time, to inspect, and validate the issued transponder to assure proper usage and compliance with all rules and regulations governing pre-arranged ground transportation companies doing business at the Port as outlined in this Tariff.																	
All registered vehicles will be issued an electronic transponder that must be affixed to the vehicle. Failure to affix the issued transponder to the vehicle or in any way damaging the transponder will result in the cancellation of the permit and the initial processing fee and annual permit fee shall be required for reinstatement.																	
<p>Transponder Cost:</p> <table border="0"> <tr> <td>1<sup>st</sup> transponder</td> <td>- No Charge</td> </tr> <tr> <td>2<sup>nd</sup> transponder</td> <td>- \$25</td> </tr> <tr> <td>3<sup>rd</sup> transponder</td> <td>- \$100</td> </tr> </table>	1 <sup>st</sup> transponder	- No Charge	2 <sup>nd</sup> transponder	- \$25	3 <sup>rd</sup> transponder	- \$100											
1 <sup>st</sup> transponder	- No Charge																
2 <sup>nd</sup> transponder	- \$25																
3 <sup>rd</sup> transponder	- \$100																
Ground transportation companies are required to register all drivers with the Permit Section. This will include a list of the drivers and a copy of their valid driver's license. Any and all changes must be reported immediately. Failure to do so may result in the cancellation of the Port of Miami permit. Drivers for ground transportation companies are no longer required to obtain a port identification card unless the driver is to access a secure area. In these cases, a Port ID will still be required.																	
Prearranged ground transportation companies are required to register and install transponders in all vehicles working at the Port of Miami. Any and all changes made to their respective fleets are to be reported immediately as they occur. All vehicle registration and installation of transponders are to be made by appointment through the Seaport's Permit Section. Failure to report, register, or install a																	

**ISSUED BY**

**MIAMI-DADE COUNTY SEAPORT DEPARTMENT**

**TARIFF NO. 010**

**11<sup>th</sup> REVISED PAGE 42 (3 pgs.)**

**EFFECTIVE: OCTOBER 1, 2013**

**SECTION TEN  
MISCELLANEOUS CHARGES**

**FMC SUBRULE: 34-F01**

**FOR EXPLANATION OF SYMBOLS, SEE PAGE 0-A (AFTER TITLE PAGE)**

transponder any vehicle operating at the Port will result in the cancellation of the permit and the initial processing fee and annual permit fee shall be required for reinstatement.		<u>ITEM</u>
<p><b>Ground Transportation Greeter Area and Signs</b> Pre-arranged ground transportation greeters must have a valid Port of Miami identification card while working at the cruise terminals. Greeters are to stand at a pre-approved waiting area, designated solely by the Port of Miami. Greeters must use a proper and professional signs in greeting their clients, which cannot be made of paper, cardboard, or any other type of disposable material. Greeters are only allowed to greet their company clients and will not sell or attempt to sell on-demand transportation services. Violators are subject to all rules and regulations set forth in this Tariff.</p> <p><b>Ground Transportation Vehicle Staging Lot</b> Ground transportation vehicles identified as, but not limited to, vans, sedans, limousines, and minibuses, are to stage in the allocated Ground Transportation Lot. Vehicles are to remain inside the lot until called upon by the pre-arranged ground transportation greeters for immediate pick up of their passengers with reservations. Ground transportation vehicles are not to circle the Port of Miami as they wait for passengers to exit the terminal. Violators are subject to all rules and regulations set forth in this Tariff.</p> <p>Ground transportation companies that do not comply with the operational requirements of the Port of Miami to include but not limited to; failure to maintain valid insurance, failure to report any changes in the company's vehicle fleet, delinquent accounts, are subject to the following fees and/or actions: For companies holding a valid Port of Miami permit:</p> <ul style="list-style-type: none"> <li>• First time; warning plus a \$100 administrative fee.</li> <li>• Second Time; warning plus a \$250 administrative fee.</li> <li>• Third time; \$1,000 administrative fee, inability to access Port facilities and revocation of permit and unable to work at the Port of Miami.</li> </ul> <p>For companies without a valid Port of Miami permit:</p> <ul style="list-style-type: none"> <li>• Warning plus a \$1,000 administrative fee.</li> </ul> <p>Failure to pay any administrative fee issued with a warning will result in the revocation of the Port of Miami permit for a duration to be determined by the Director.</p> <p><u>Companies issued warnings will have two (2) business days to remedy and to bring their accounts into full compliance with all rules and regulations of this Tariff. Failure to do so will adversely affect the company's ability to continue to do business at the Port and even revoke their business permit.</u></p> <p>Rental car companies conducting business activities at the Port of Miami-Dade but not operating under a non-exclusive license agreement with the Port shall be assessed a percentage of the gross revenues arising from such activities at an annual rate of 8%. Business activities for rental car companies include, but are not limited to, the pick-up of passengers via courtesy vehicles for transportation to rental car facilities off the Port.</p>	<p>ANNUAL AND TEMPORARY PERMIT FEES (C)</p>	<p>714</p>

**ISSUED BY**

**MIAMI-DADE COUNTY SEAPORT DEPARTMENT**

**TARIFF NO. 010**

**11<sup>th</sup> REVISED PAGE 42 (3 pgs.)**

**EFFECTIVE: OCTOBER 1, 2013**

**SECTION TEN  
MISCELLANEOUS CHARGES**

**FMC SUBRULE: 34-F01**

**FOR EXPLANATION OF SYMBOLS, SEE PAGE 0-A (AFTER TITLE PAGE)**

All requests for a Special Dock Parking Permit must be in writing to the Seaport Security Division. Upon receipt, a recommendation will be made to the Seaport Director, who is the final approving authority. Each request must specify the specific reason the request is being made, as well as any other extenuating factors. Special Dock Parking Permits, valid for one year, will only be issued to those individuals who have a justified requirement to park their vehicle dockside in a restricted area on the Seaport. All individuals issued a Special Dock Parking Permit shall also have a valid Seaport identification card in their possession pursuant to County Ordinance 28A, Seaport Security, and Operations.

**SPECIAL  
DOCK  
PARKING  
PERMIT**

715

Special Dock Parking Permit.....\$200.00, per year, for cargo and/or cruise parking permit  
Replacement.....\$ 25.00

**ISSUED BY  
MIAMI-DADE COUNTY SEAPORT DEPARTMENT**

**TARIFF NO. 010**

**ORIGINAL** **PAGE 43**

**ISSUED:** **JANUARY 1, 1994**

**EFFECTIVE:** **MARCH 31, 1994**

**SECTION ELEVEN  
GENERAL INFORMATION**

FMC SUBRULE: 34-G01

**FOR EXPLANATION OF SYMBOLS, SEE PAGE 0-A (AFTER TITLE PAGE)**

GENERAL INFORMATION		<u>ITEM</u>
<p>The Miami Harbor embraces the artificial basins, slips and channels that have been dredged along the bay front of Miami and in the bay and through the waters of Biscayne Bay to the ocean, and is located generally at Latitude 25-46' No. Longitude 80-10'W.</p>	<p>MIAMI HARBOR</p>	<p>800</p>
<p>The entrance to the main channel is directly east of the City of Miami, approximately 4.5 miles. The sea buoy marking the channel entrance through the reef is about 2 miles offshore. The entrance is an artificial cut 1,000 feet wide, known as Government Cut, dredged across the southern end of Miami Beach. It is protected by jetties and is well marked. A channel has been developed to a control depth of 44 feet, and 500 feet wide on the sea end to the jetties and 500 feet wide with a control depth of 42 feet to the turning area on the east tip of Lummus Island thence into Fisherman's Channel along the gantry berth area for a distance 4,100 feet. The Fisherman's Channel continues westward for 8,000 feet at depth 25 feet. The main channel along the northside of Lummus and Dodge Islands is 500 feet wide with a 36 foot control depth which continues westward across Biscayne Bay to the main turning basin.</p>	<p>MAIN CHANNEL (C)</p>	<p>802</p>
<p>From Government Cut, the Fisherman's Channel has been dredged with a control depth of 42 feet for the easternmost 4,100 feet and a control depth of 25 feet for 8,000 feet to the west. Minimum width of 500 feet, Fisherman's Channel provides a direct connection to the wharves on the south side of Dodge and Lummus Islands and the mouth of the Miami River. At the extreme west end of Fisherman's Channel, a 1,000 foot turning basin is dredged to a control depth of 25 feet to facilitate turning movement of ships to and from the Miami River. At the wide point of the Fisherman's Channel, a 900-foot wide turning basin is provided at the location of the east channel slip.</p>	<p>FISHERMAN'S CHANNEL (C)</p>	<p>806</p>

**ISSUED BY**

**MIAMI-DADE COUNTY SEAPORT DEPARTMENT**

**TARIFF NO. 010**

**ORIGINAL** **PAGE 44**

**ISSUED:** **JANUARY 1, 1994**

**EFFECTIVE:** **MARCH 31, 1994**

**SECTION ELEVEN  
GENERAL INFORMATION**

FMC SUBRULE: 34-G01

**FOR EXPLANATION OF SYMBOLS, SEE PAGE 0-A (AFTER TITLE PAGE)**

		<u>ITEM</u>
The main turning basin is 1,700 feet north and south and 1,650 feet east and west, with a control depth of 36 feet.	MAIN TURNING BASIN	808
An additional turning basin is located in the triangular area between the main channel and the north side of Fisher Island and is dredged 42 feet to provide a turning basin at the junction of the main and Fisherman's Channels.	FISHER ISLAND TURNING BASIN (C)	810
Miami River has channel dredged to 15 feet at high water, 150 feet wide for a distance of 3 miles above the mouth, thence 125 feet wide to a point 4.1 miles above the mouth; thence 90 feet wide to a point 5-1/2 miles above the mouth, and is connected to the Fisherman's Channel on the south side of Dodge and Lummus Islands.	MIAMI RIVER	812
The Intracoastal Waterway is in general 150 feet wide and 12 feet deep at local mean low water from Jacksonville to Fort Pierce and from Fort Pierce to Miami 125 feet wide and 10 feet deep.	INTRACOASTAL WATERWAY	814
THIS SPACE INTENTIONALLY LEFT BLANK.		

**ISSUED BY**

**MIAMI-DADE COUNTY SEAPORT DEPARTMENT**

**TARIFF NO. 010**

**ORIGINAL** PAGE 45  
**ISSUED:** JANUARY 1, 1994  
**EFFECTIVE:** MARCH 31, 1994

**SECTION ELEVEN  
GENERAL INFORMATION**

FMC SUBRULE: 34-G01

**FOR EXPLANATION OF SYMBOLS, SEE PAGE 0-A (AFTER TITLE PAGE)**

		<u>ITEM</u>
<p>The prescribed anchorage area for vessels anchoring outside the harbor is located eastward of a line about 1.5 nautical miles off shore and northward of a line about 0.2 nautical miles north of the sea buoy at the entrance to the ship channel. The entire anchorage area lies north of the entrance channel to Miami. The northern and southern extremities of this area are marked by nun buoys. Vessels desiring to anchor off the entrance to the Harbor of Miami are required to do so within this area, to avoid possible damage to cables laid on the ocean bottom in the vicinity. Refer to anchorage area 110.188 on National Oceanic and Atmospheric Administration Survey Chart # 11466 &amp; # 11468.</p>	<p>ANCHORAGE (C)</p>	<p>816</p>
<p>The normal mean tidal range at the entrance to Miami Harbor is 2.5 feet, and in the bay it is about 2.0 feet. The extreme tidal range is about 4.0 feet at the entrance. Easterly winds sometimes raise the water level 1.5 feet at the entrance and from 1.0 to 0.5 feet in the bay.</p> <p>The tidal currents at the entrance to Biscayne Bay may reach a velocity of 1-1/2 to 3 knots through the main channel.</p>	<p>TIDES AND TIDAL CURRENTS (C)</p>	<p>818</p>
<p>THIS SPACE INTENTIONALLY LEFT BLANK</p>		

**ISSUED BY**

**MIAMI-DADE COUNTY SEAPORT DEPARTMENT**

**TARIFF NO. 010**

**2<sup>nd</sup> REVISED** **PAGE 46**

**SECTION ELEVEN  
GENERAL INFORMATION**

**EFFECTIVE: OCTOBER 1, 2005**

**FMC SUBRULE: 34-G01**

**FOR EXPLANATION OF SYMBOLS, SEE PAGE 0-A (AFTER TITLE PAGE)**

	DESCRIPTION (C)	ITEM
<p>The Port of Miami-Dade, under continuing construction on the Dodge and Lummus Island sites south of the main channel opposite MacArthur Causeway, is being built on 525 acres. Current improvements are described as follows:</p> <p><u>Marginal Berthing</u></p> <p>7,100 feet along the north side with 36 feet of water at MLW.</p> <p>1,290 feet north east side with 36 feet of water at MLW.</p> <p>6,095 feet along the southeast side of Lummus Island and Fisherman's Channel with 42 feet depth of MLW at the gantry crane facility.</p> <p>700 feet along the south side at the south east corner of Dodge Island and with 25 feet of water at MLW.</p> <p>One berth at northwest section - 750 feet long with 32 feet.</p> <p>1,390 feet at the west end of Fisherman's Channel with a depth of 25 feet MLW.</p> <p><u>Width of Apron</u></p> <p>70 to 100 feet, north side 50 to 100 feet, east side 50 to 100 feet, south side 50 to 100 feet, west side</p> <p><u>Apron Above MLW</u></p> <p>7.5 feet on all sides</p>		850

**ISSUED BY**

**MIAMI-DADE COUNTY SEAPORT DEPARTMENT**



TARIFF NO. 010

2<sup>nd</sup> REVISED PAGE 47

EFFECTIVE: OCTOBER 1, 2005

**SECTION ELEVEN  
GENERAL INFORMATION**

FMC SUBRULE: 34-G01

FOR EXPLANATION OF SYMBOLS, SEE PAGE 0-A (AFTER TITLE PAGE)

	DESCRIPTION	ITEM
<p><u>Roll-on/Roll-off Ramps</u></p> <p>Eight fixed ramps designated            Bay 55, 900 linear feet above MLW            Bay 59, 300 linear feet above MLW            Bay 65, 690 linear feet above MLW            Bay 154, 670 linear feet above MLW            Bay 155, 550 linear feet above MLW            Bays 161 – 171, 1,259 linear feet above MLW            Bays 165- 177, 1,450 linear feet above MLW            Fixed ramp at passenger terminal H, 750 linear feet above MLW</p> <p><u>Railroad Facilities:</u></p> <p>Limited rail facilities to Shed G.</p> <p><u>Passenger Terminal Complex:</u></p> <p>The Port of Miami-Dade currently has 5 passenger terminals in use on the North side of the port and terminal J on the south side of the port. In 2006, the Port will have in operation cruise terminals B &amp; C (143,000 sq. ft.), D &amp; E (240,000 sq. ft.), F &amp; G (283,000 sq. ft.), H (6,939 sq. ft.) and terminal J (82,000 sq. ft.). The square footage amounts include areas for Customs and offices.</p> <p><u>Office Buildings:</u></p> <p>Seven (7) office buildings with a total of 441,317 square feet are available for rental to Port related businesses. There are also 43,720 square feet within Passenger Terminals H, and 17,147 square feet in Transit Shed "G".</p>	(C)	850

ISSUED BY

MIAMI-DADE COUNTY SEAPORT DEPARTMENT

**TARIFF NO. 010**

**2<sup>nd</sup> REVISED** **PAGE 48**

**EFFECTIVE: OCTOBER 1, 2009**

**SECTION ELEVEN  
GENERAL INFORMATION**

**FMC SUBRULE: 34-G01**

**FOR EXPLANATION OF SYMBOLS, SEE PAGE 0-A (AFTER TITLE PAGE)**

	DESCRIPTION (C)	<u>ITEM</u>
<p><b>Transit Cargo Sheds:</b> Transit Shed B is 1,000 feet x 200 feet (200,000 square feet). Shed C contains 80,000 square feet, and Shed E has 36,000 square feet. Shed G contains 152,000 square feet. At present, there is a total of 468,000 square feet of transit cargo shed space.</p> <p><b>Services:</b> There is a total of 18,500 linear feet of marginal berthing. Telephone and water connections are alternately provided every 120 feet.</p>		850

**ISSUED BY**

**MIAMI-DADE COUNTY SEAPORT DEPARTMENT**

## TERMINAL TARIFF NO 010

	<b>Page</b>
<i>Anchorage – Rentals and Leases</i>	45
<i>Anchorage/Obstruction Turning Basins and Channels – Rules and Regulations for Vessels</i>	12
<i>Appeals – General Rules &amp; Regulations</i>	6
<i>Application of Tariff – General Rules &amp; Regulations</i>	6
<i>Berth Application – Rules and Regulations for Vessels</i>	13
<i>Berth Assignment – Definition</i>	1
<i>Berth Assignment – Rules and Regulations for Vessels</i>	13
<i>Berth Change – Rules and Regulations for Vessels</i>	13
<i>Berth Day – Definition</i>	1
<i>Berthing Unauthorized – Rules and Regulations for Vessels</i>	13
<i>Board Foot – Definition</i>	1
<i>Boat Cradle Removal – Rules and Regulations for Wharves</i>	16
<i>Cargo, Abandoned– General Rules &amp; Regulations</i>	8
<i>Cargo Statements and Vessel Reports – General Rules &amp; Regulations</i>	8
<i>Characteristics – Container Gantry Facility</i>	30
<i>Checking – Definition</i>	1
<i>Cleaning Facilities – Container Gantry Facility</i>	32
<i>Cleanliness of Premises – Rules and Regulations for Wharves</i>	15
<i>Consent to Terms of Tariff – General Rules &amp; Regulations</i>	6
<i>Container Crane Facility</i>	28
<i>County – Definition</i>	1
<i>County Commission – Definition</i>	1
<i>County Manager – Definition</i>	1
<i>Crane Condition</i>	31
<i>Crane Rates</i>	29,29A
<i>Damage to Facilities – Rules and Regulations for Wharves</i>	16
<i>Damages Sustained to Crane</i>	31
<i>Dangerous Cargo – Definition</i>	1
<i>Dante B Fascell Port of MiamiDade – Definition</i>	3
<i>Definitions</i>	1
<i>Description – General Information</i>	46,47,48
<i>Disclaimer for Loss or Damage – General Rules &amp; Regulations</i>	7
<i>Dock Parking Permit Fee, Special</i>	42
<i>Dockage</i>	19
<i>Dockage – Basis of Charge</i>	19
<i>Dockage – Berthing for Clearance</i>	21
<i>Dockage – Definition</i>	1
<i>Dockage – Duration of</i>	19
<i>Dockage – Minimum Charge</i>	21
<i>Dockage – Unauthorized Berthing</i>	19
<i>Dockage Charges – Cultural, Educational, Charitable Events</i>	19
<i>Dockage Charges, Except Government/Ocean Research Vessels</i>	20
<i>Dockage Charges – Historical, Heritage Vessels</i>	21
<i>Dockage Charges, Military Vessels</i>	21
<b>1<sup>st</sup> REVISED</b>	<b>INDEX</b>
	<b>OCTOBER 1, 2012</b>

## TERMINAL TARIFF NO 010

	<b>Page</b>
Dockage Charges, Ocean Research Vessels	21
Dockage Rates – Tugs	19
Dockage Rates – Vessel Wet Docking	21
Electric Current for Refrigerated Units Charge	38
Electric Current for Vessels Charge	38
Emergencies – <i>Rules and Regulations for Vessels</i>	14
Emergencies – <i>Rules and Regulations for Wharves</i>	16
Fisher Island Turning Basin – <i>Rentals and Leases</i>	44
Fisherman’s Channel – <i>General Information</i>	43
Foreign Trade Zone	37A
Free Time, Computation of – <i>Wharf Demurrage/Terminal Storage</i>	26
Free Time – <i>Definition</i>	1
Free Time Allowance – <i>Wharf Demurrage/Terminal Storage</i>	26
Fresh Water Charge	38
Fumigation Charge	38
General Information	43
Handling – <i>Definition</i>	1
Harbor Fee	39
Hazardous Materials – <i>Rules and Regulations for Wharves</i>	17
Heavy Lift – <i>Definition</i>	2
Heavy Lift Charges – <i>Container Gantry Facility</i>	30
Holidays, Port Legal– <i>Definition</i>	2
Hose Rental Charge	38
Indemnification – <i>General Rules &amp; Regulations</i>	11
Inside – <i>Rentals and Leases</i>	37
Insurance – <i>Container Gantry Facility</i>	31
Insurance – <i>General Rules &amp; Regulations</i>	11
Intracoastal Waterway – <i>Rentals and Leases</i>	44
Late Documentation Service Fee – <i>General Rules &amp; Regulations</i>	8
Leasing – <i>Rules and Regulations for Wharves</i>	15
Lights at Night – <i>Rules and Regulations for Vessels</i>	12
Loading and Unloading – <i>Definition</i>	2
Loitering on Port Property – <i>Rules and Regulations for Wharves</i>	17
Main Channel – <i>Rentals and Leases</i>	43
Main Turning Basin – <i>Rentals and Leases</i>	44
Miami Harbor – <i>Rentals and Leases</i>	43
Miami River – <i>General Information</i>	44
Miscellaneous Charges	38
Non-Operating Port – <i>Definition</i>	2
Non-Shipment by Water – <i>Wharf Demurrage/Terminal Storage</i>	26
Open Ground Leases – <i>Rentals and Leases</i>	37
Operator – <i>Definition</i>	2
Other – <i>Rentals and Leases</i>	37
Parking, Vehicle at the Port	40
Passenger, Child – <i>Definition</i>	2

1<sup>st</sup> REVISED

INDEX

OCTOBER 1, 2012

ISSUED BY  
MIAMIDADE COUNTY SEAPORT DEPARTMENT

## TERMINAL TARIFF NO 010

	<b>Page</b>
Passenger, Domestic – <i>Definition</i>	2
Passenger, Foreign – <i>Definition</i>	2
Payment Guarantee – <i>General Rules &amp; Regulations</i>	11
Payment of Bills – <i>Container Gantry Facility</i>	30
Payment of Bills – <i>General Rules &amp; Regulations</i>	9,9A
Permit Fees, Annual	41,41A,42
Person – <i>Definition</i>	3
Placement Goods Not to be Bailment – <i>General Rules &amp; Regulations</i>	8
Point of Rest – <i>Definition</i>	3
Pollution of Air and Water – <i>Rules and Regulations for Vessels</i>	12
Port Director – <i>Definition</i>	3
Port Terminal – <i>Definition</i>	4
Pronouns – <i>Definition</i>	3
Records, Access to – <i>General Rules &amp; Regulations</i>	11
Rental of Space	33,34,35,35A
Rentals and Leases	33
Restrictions and Limitations, General – <i>General Rules &amp; Regulations</i>	7
Returned Check Service Fee	40
Rules and Regulations for Container Gantry Crane	28
Rules and Regulations for Vessels	12
Rules and Regulations for Wharves	15
Rules and Regulations, General	6
Scale Charge	40
Seaport Department – <i>Definition</i>	4
Security – <i>Rules and Regulations for Wharves</i>	18
Ship Agent – <i>Definition</i>	4
Signs – <i>Rules and Regulations for Wharves</i>	17
Small Boat – <i>Definition</i>	4
Smoking – <i>Rules and Regulations for Wharves</i>	17
Solicitation – <i>Rules and Regulations for Wharves</i>	17
Speed – <i>Rules and Regulations for Vessels</i>	12
Storage Charges, Minimum – <i>Wharf Demurrage/Terminal Storage</i>	27
Tariff – <i>Definition</i>	4
Tariff Publication – <i>Definition</i>	4
Temporary and/or Mobile Office Structures – <i>Rentals and Leases</i>	36
Temporary Emergency Changes to Tariff – <i>General Rules &amp; Regulations</i>	10
Terminal Storage – <i>Definition</i>	4
Terminal Storage Charges – <i>Wharf Demurrage/Terminal Storage</i>	27
Third Party Contracts – <i>Rules and Regulations for Wharves</i>	15
Tide and Tidal Currents – <i>Rentals and Leases</i>	45
Usage – <i>Definition</i>	5
Vehicle Examination Facility Charge	40
Vehicle Parking at the Port	40
Vehicles – <i>Rules and Regulations for Wharves</i>	18
Vessel – <i>Definition</i>	5

1<sup>st</sup> REVISED

INDEX

OCTOBER 1, 2012

ISSUED BY  
MIAMIDADE COUNTY SEAPORT DEPARTMENT

85

iii

**TERMINAL TARIFF NO 010**

---

	<b>Page</b>
Vessel to be Continuously Worked – <i>Rules and Regulations for Vessels</i>	14
Volume Incentive	9A
Wharf Demurrage – <i>Definition</i>	5
Wharf Demurrage and Terminal Storage	26
Wharf Demurrage Charges	26
Wharf Obstruction – <i>Rules and Regulations for Wharves</i>	18
Wharfage	22
Wharfage – Calculation of Cargo Tonnage	22
Wharfage – Cargo Charges	22
Wharfage – Minimum Charge	24
Wharfage – Overland Cargo from Other US Seaports	24
Wharfage – Passenger Charges	23
Wharfage – Passenger Vehicle	24
Wharfage – Ship’s Stores	22
Wharfage – Transshipments	25
Wharfage, Cargo – <i>Definition</i>	5
Wharfage, Passenger – <i>Definition</i>	5
Working Hours, Normal – <i>General Rules &amp; Regulations</i>	11



I.O. No.: 4-41  
Ordered: 02/02/2010  
Effective: 02/12/2010

MIAM-DADE COUNTY  
IMPLEMENTING ORDER

SCHEDULE OF FEES FOR PERMITS FOR PUBLIC WORKS CONSTRUCTION AND OTHER  
PUBLIC WORKS ~~AND WASTE MANAGEMENT~~ RELATED ITEMS

**AUTHORITY:**

The Miami-Dade County Home Rule Charter, including among others, Sections 1.01 and 2.02A; and Sections 2-100; 2-103.2; 2-103.16; and 8CC-10 of the Code of Miami-Dade County.

**SUPERSEDES:**

This Implementing Order (IO) supersedes IO 4-41, ordered ~~September 20~~ February 2, 2010 ~~February 2, 2007~~ February 2, 2007 and effective ~~October 1~~ February 2, 2010 ~~February 2, 2007~~ February 2, 2007.

**POLICY:**

This Implementing order establishes a schedule of fees to cover the costs to the Public Works and Waste Management Department ~~of for~~ processing permits and inspection services for public works construction and for paving and drainage construction on public rights-of-way and on private property and no permit shall be issued until the appropriate fee is paid.

**PROCEDURE:**

The administration of this Implementing Order is designated to the Director of the Miami- Dade County Public Works and Waste Management Department, who shall be responsible for the collection of fees and the delivery of required services pursuant to Section 2-100 relating to the powers and duties of the Public Works and Waste Management Department. Every two years, or earlier if need be, the Director of the Miami-Dade County Public Works and Waste Management Department shall review all fees in terms of costs and recommend necessary changes to the County ~~Manager~~ Mayor through this Implementing Order procedure.

**FEE SCHEDULE:**

The fee schedule adopted by this Implementing Order is attached to and made a part here~~of~~. In accordance with Section 2-3 of the Code of Miami-Dade County, this official fee schedule is also filed with the Clerk of the Board of County Commissioners. Fees that are charged by the Public Works and Waste Management Department with respect to Public Works related items shall be the same as those listed in the official fee schedule on file with the Clerk of the County Commission.

This Implementing Order is hereby submitted to the Board of County Commissioners of Miami-Dade County, Florida.

Approved by the County Attorney as  
to form and legal sufficiency \_\_\_\_\_



## MIAMI-DADE COUNTY

**PUBLIC WORKS AND WASTE MANAGEMENT DEPARTMENT****FEE SCHEDULE FOR PERMITS FOR PUBLIC WORKS CONSTRUCTION AND RELATED ITEMS**

The Miami-Dade County Public Works and Waste Management Department shall charge and collect fees for the items and rates listed in the following schedule:

- (A) Fees for public works construction, under permit issued by the Public Works Department, in canal, road and street rights-of-way, and utility or other easements, in the unincorporated area of Miami-Dade County, and in rights-of-way of canals, roads and streets located within municipalities that are maintained by Miami-Dade County, and for paving and drainage on private roads and parking lots in the unincorporated area of Miami-Dade County, are fixed as follows:

	<b>FEE</b>
(1) For installation or repair of sanitary and storm sewers, water lines, gas lines, buried electric, telephone, CATV or other underground utilities: For 100 linear feet or less	\$175.00
For each additional 100 linear feet or fraction thereof	\$55.00
(2) For exfiltration drains consisting of catch basin, exfiltration trench, or slab covered trench: For each 100 linear feet or fraction thereof	\$145.00
(3) For installation of poles or down guys for overhead utilities: For each pole or down guy	\$100.00
(4) For construction or replacement of sidewalks, curbs and gutters: For 100 linear feet or less	\$160.00
For each additional 100 linear feet or fraction thereof	\$75.00
(5) For construction of asphalt or concrete driveways:	
a) For driveway width of 20 feet or less including private property. (each driveway)	\$100.00
b) For driveway width greater than 20 feet, but not greater than 40 feet, consisting of 1 or more drive approaches, including private property	\$115.00
<u>4.</u> For driveway consisting of 1 or 2 drives (on private road)	\$25.00
<u>c)</u> For driveway width greater than 40 feet (each driveway)	\$170.00
<u>d)</u> For construction of stamped concrete driveways (liability release must be signed by homeowner prior to permit being issued) For each drive (20 ft. max.)	\$100.00
<u>e)</u> For construction of brick paver driveways (Recorded Covenant of Construction must be on file prior to permit being issued): For each drive (20 ft. max.)	\$130.00
<u>f)</u>	
(6) For construction of street pavements, including paving of parkways and shoulders (includes base and subgrade):	
a) One lane or two lane pavements (width of pavement being 0 to 24 feet):	

	For 100 linear feet or less	\$400.00
	For each additional 100 linear feet or fraction thereof	\$100.00
b)	Three or more lanes of pavement (aggregate width greater than 24 feet):	
	For 100 linear feet or less	\$340.00
	For each additional 100 linear feet or fraction thereof	\$115.00
	<b>NOTE:</b> Fees for paving of parkways and shoulders will be priced the same as those charged for street paving.	
(7)	For the installation of embankment and/or subgrade material in dedicated or zoned rights-of-way, excluding base rock and asphalt:	
	For linear feet or less	\$115.00
	For each additional 100 linear feet or fraction thereof	\$30.00
(8)	For construction of curb separators:	
	<b>For each 100 linear feet or less</b>	<b>\$55.00</b>
	<b>For each additional 100 linear feet or fraction thereof</b>	<b>\$15.00</b>
(9)	For erection of street name signs, traffic or directional signs, etc.:	
	For each sign	\$15.00
(10)	For construction of bridges:	
	For bridge roadway area of 1,000 square feet or less	\$1,140.00
	For each additional 100 square feet or fraction thereof	\$230.00
(11)	For installation of permanent type traffic barricades, guardrails or guide posts:	
	For each 100 linear feet or fraction thereof	\$85.00
(12)	For construction of street or driveway culvert:	
	For each 100 linear feet or fraction thereof	\$115.00
(13)	Installation of culvert pipe to enclose existing drainage ditch or canal:	
	For each 100 linear feet or fraction thereof	\$170.00
(14)	Installation of new traffic signals (includes signals, poles and all incidental wiring and interconnects):	
	For each intersection:	\$1,710.00
	(50% of this fee shall be paid at time of application for plan review. This upfront fee shall be applied to the full permit fee if the permit is issued within one year of plan approval).	
(15)	For upgrade or modification of existing traffic signals (includes signals, poles, and all incidental wiring and interconnects):	
	For each intersection	\$1,140.00
	(50% of this fee shall be paid at time of application for plan review. This upfront fee shall be applied to the full permit fee if the permit is issued within one year of plan approval).	
(16)	For resurfacing, waterproofing, or seal coating in public rights-of-	

	way (does not apply to private homeowners):	
	For each 1000 square feet or fraction thereof	\$25.00
(17)	For installation of bus shelter:	
	For each shelter	\$155.00
(B)	Fees for placement of a newspaper or storage rack under permit issued by the Public Works Department, in the public right-of-way in the unincorporated area of Miami-Dade County, but excluding rights-of-way for roads which are maintained by the State of Florida.	
(1)	For placement of each newspaper or newspaper storage rack to include inspection by the Public Works inspector	\$25.00
(2)	Annual renewal fee per each newspaper or newspaper storage rack	\$10.00
(3)	Fee for removal, storage, and disposal per each newspaper or newspaper storage rack	\$120.00
(4)	Re-inspection fee	\$20.00
(C)	Fees for paving and drainage on private property are fixed as follows (private street pavement, drainage and curbs shall be the same as listed in (A) above):	
(1)	Pavement (other than street pavements):	
	For each 1,000 square feet paved area or fraction thereof	\$25.00
(2)	Drainage (other than street drainage):	
(a)	If in conjunction with No. (1), no additional charge, otherwise, 1/3 of the total cost of a permit, as though a paving permit were to be issued.	
(b)	Drainage on private property prior to paving permit is 1/3 total cost of paving permit.	
(3)	Curbs, gutters, extruded curbs (other than private streets): No additional fee	
(4)	For resurfacing, water proofing, or seal coating on private property (does not apply to private homeowners):	
	For each 5,000 square feet or fraction thereof	\$10.00
	Maximum permit fee	\$115.00
(D)	Penalty Fees:	

When work for which a permit is required is commenced prior to obtaining a permit a penalty fee will be imposed.

THE PENALTY FEE WILL BE \$115.00 PLUS DOUBLE THE ORIGINAL PERMIT FEE.

The payment of such penalty fee shall not relieve any person, firm, or corporation from fully complying with all of the requirements of all applicable regulations and codes, nor shall it relieve them from being subject to any of the penalties therein.

(E) Extension of Permit:

A permit may be extended for a period of up to, but not more than one year, from the expiration date of the original permit, provided the Permit Section of the Public Works [and Waste Management](#) Department is notified prior to the expiration of the permit. If the permit is allowed to expire without requesting an extension, a new permit will be required, including appropriate fees, for the remainder of the uncompleted work.

(F) Final Inspection Requested after Expiration of Permit:

A fee of \$115.00 will be assessed when a final inspection is requested after a permit's expiration date.

(G) Special Projects:

A fee equal to actual staff time and related costs, shall be assessed for special projects requiring research by the Department in order to answer questions proposed by property owners, homeowners' associations, developers, attorneys, realtors, contractors, or municipalities, etc., in connection with: (a) the use, restrictions, resubdivision, and development of properties, including rights-of-way and easements; (b) the requirements and fees for permitting, platting, bonding, licensing, impact fees, concurrency, road engineering and/or construction, etc.; and/or (c) the determination of any existing violations on the property through a review of departmental records. Such special fee will only be levied for requests outside the scope of normal departmental work. A minimum fee of \$55.00 shall be charged.

A fee equal to \$2.00 per page shall be assessed for pre-programmed computer reports on Department records. The minimum fee shall be \$10.00.

(H) Review – Fence in Right-of-Way:

Review of application for permission to fence within right-of-way \$570.00

(I) Fees for temporary use of Public Works [and Waste Management](#) Department controlled land or easements are as follows:

\$0.30 per square foot per year with a \$115.00 minimum yearly fee for residential use and the fair market rental rate per square foot as determined by the Public Works [and Waste Management](#) Director with a minimum fee of \$1,140.00 per year for commercial use. Ten percent (10%) of the per square foot ad valorem tax assessed land value of the property adjacent to the land being permitted shall be considered by the Public Works [and Waste Management](#) Director in determining the annual fair market rental rate for commercial use.

(J) Fees for required Survey Section field reviews of new subdivision plats to verify that State required monuments and lot corners have been set shall be \$230.00 for each requested field review.

(K) Non-refundable fees for plans and specifications:

1. For each set of plans \$30.00  
2. For each set of specifications \$30.00

(L) Public Works projects – flat fee per project \$500.00

(M) Reinspection Fee other than traffic signals \$50.00

(N) Reinspection Fee – traffic signals \$100.00

(O) Tree Planting Fee \$10.00

(P) Review Fee (non-refundable) – Commercial and dry-runs (parking lots, driveways, trees, etc.) to be deducted from subsequent permit fee. \$40.00

(Q) Single-period, two (2) year permit extension pursuant to Ordinance # 10-14. Extension of a Public Works [and Waste Management](#) Department permit as approved through application before the expiration date by the Director of Public Works [and Waste Management](#) or designee, upon payment of an extension fee equal to the larger of \$79 or 10% of the initial permit fee

**I.O. No.:** 4-56  
**Ordered:** 09/20/2007  
**Effective:** 10/01/2007

MIAMI-DADE COUNTY  
 IMPLEMENTING ORDER

SCHEDULE OF FEES AND TOLLS FOR THE VENETIAN CAUSEWAY

**AUTHORITY:**

The Miami Dade County Home Rule Amendment and Charter and Section 2-100 of the Code of Miami Dade County, Section 1.01 of the Miami-Dade County Home Rule Amendment and Charter, and Section 125.01(1) (m) of the Florida Statutes

**SUPERSEDES:**

This Implementing Order supersedes Administrative Order 4-56 ordered on September 22~~20~~, 2005-2007 and effective October 1, 2005~~2007~~.

**POLICY:**

This Implementing Order establishes the schedule of fees for cash toll passage, Card/Pass passage commuter Card/Pass passage, owner Card/Pass passage, Causeway Card/Pass deposit amounts, lost Causeway Card/Pass fees, Causeway Card/Pass account replenishment amounts, monthly statement fees and the Causeway Card/Pass transfer fee. This Implementing Order establishes the schedule of fees for Per Trip SunPass charges, Commuter Plan, Venetian Property Owner Administrative Fees, Toll-By-Plate per Trip Fees, and Toll-By-Plate Monthly Invoice Fees.

**PROCEDURE:**

The administration of this Implementing Order is designated to the Director, Miami Dade County Public Works Department, who shall be responsible for the collection of tolls and fees, and the maintenance and operation of the Causeway pursuant to Section 2-100 relating to the power and duties of the Public Works Department. The Director shall periodically review all fees in terms of the Causeway's maintenance and operational costs, other financial obligations, and capital improvements needs, and recommend changes to the County Manager through this Implementing Order procedure. The administration of this Implementing Order is designated to the Director, Miami-Dade County Public Works and Waste Management Department, who shall be responsible for the collection of tolls and fees, and the maintenance and operation of the Causeway. The Director shall periodically review all fees in terms of the Causeway's maintenance and operational costs, other financial obligations, and capital improvement needs, as well as recommend changes to the County Mayor through this Implementing Order procedure.

**FEE SCHEDULE:**

The fee schedule adopted by this Implementing Order is attached hereto and made a part hereof, and is on file with the Clerk of the Board of County Commissioners. Fees charged by the Public Works Department shall be the same as those listed in the official fee schedule on file with the Clerk of the Board of County Commissioners. The fee schedules adopted by this Implementing Order are attached hereto and made a part hereof, and are on file with the Clerk of the Board of County Commissioners. Fees charged by the Public Works and Waste Management Department shall be the same as those listed in the official fee schedule on file with the Clerk of the Board of County Commissioners.

This Implementing Order is hereby submitted to the Board of County Commissioners of  
| Miami-Dade County, Florida.

Approved by the County Attorney as  
to form and legal sufficiency

**VENETIAN CAUSEWAY****SCHEDULE OF FEES PER TRIP TOLL FEES SUNPASS / AND TOLL-BY- PLATE  
CURRENT FEE****Cash Toll Fee**

2 axle vehicle	<u>\$1.50-75</u> or <u>\$0.75/axle</u> <u>2.25</u>
3 axle truck	<u>\$2.25-65</u> or <u>\$0.75/axle</u> <u>3.40</u>
4 axle truck	<u>\$3.00-50</u> or <u>\$0.75/axle</u> <u>4.50</u>
5 axle truck	<u>\$3.75-4.40</u> or <u>\$0.75/axle</u> <u>\$5.65</u> <u>+\$0.75/additional axle</u>

**Causeway Card/Pass Fee**

2 axle vehicle	<u>\$1.50</u> or <u>\$0.75/axle</u>
axles truck	<u>\$1.50</u> or <u>\$0.75/axle</u>
axle truck	<u>\$2.25</u> or <u>\$0.75/axle</u>
axle truck	<u>\$3.00</u> or <u>\$0.75/axle</u>
axle truck	<u>\$3.75</u> or <u>\$0.75/axle</u> <u>+\$0.75/additional axle</u>

**Causeway Plans valid from May 1 – April 30 of the following year**

- \*Property Owner Administrative Fee \$24.00/year  
(\*Available only to Venetian Island Property Owners, Spouse and Minor Children)

- \*\*Commuter Plan Fee \$90.00 /year

(For Hire Card/Pass Fee Available only to those employed or renting property on one of the six (6) Venetian Islands) \$150.00/year

Causeway Pass Deposit	<u>\$20.00</u> each Pass
Lost Causeway Pass Fee (Internal Transponder)	<u>\$33.00</u> each Pass
Lost Causeway Pass Fee (External Transponder)	<u>\$43.00</u> each pass
Causeway Card Deposit	<u>\$3.00</u> each Card
Lost Card Fee	<u>\$3.00</u> each Card
Card/Pass Transfer	<u>\$5.00</u> each transfer
Monthly Statement Fee Individual Account	<u>\$3.00</u>
Replenishment	<u>\$25.00</u>

**Commercial Account**

Replenishment	<u>\$100.00</u>
---------------	-----------------

**Causeway Plans valid from May 1 – April 30 of the following year**

\*Available only to Venetian Island Property Owners, Spouse and Minor Children

\*\* Available only to those employed or renting property on one of the six (6) Venetian Islands.

I.O. No.: 4-60  
Ordered: 05/07/1991  
Effective: 05/07/1991

MIAMI-DADE COUNTY  
IMPLEMENTING ORDER

SCHEDULE OF FEES FOR PERMITS FOR PUBLIC WORKS AND WASTE MANAGEMENT  
DEPARTMENT CONSTRUCTION (EXPLOSIVES)

**AUTHORITY:**

Section 4.02 of the Miami-Dade County Charter; Section 13-12(b) (1) of the Code of Miami-Dade County.

**SUPERSEDES:**

This Implementing Order (IO) supersedes Administrative Order (AO) 4-60, ordered May 7, 1991 and effective May 7, 1991.

**POLICY:**

This Implementing Order provides a ~~A~~ schedule of fees to cover the cost of processing permits and inspection services for the use of explosives; ~~shall be established and~~ no permit shall be issued until the appropriate fee is paid.

**PROCEDURE:**

The administration of this Administrative Implementing Order is designated to the Director, Metropolitan Miami-Dade County Public Works and Waste Management Department, who shall be responsible for the collection of fees and the delivery of required services pursuant to Section 2-100 relating to the powers and duties of the Public Works and Waste Management Department. Every two years, or earlier if necessary, the Director of the Metropolitan Miami-Dade County Public Works and Waste Management Department shall annually review all fees in terms of cost and recommend necessary changes to the County Manager Mayor through this Administrative Implementing Order procedure.

**FEE SCHEDULE:**

The fee schedule adopted by this ~~Administrative~~ Implementing Order is attached to and made a part hereof. In accordance with Section 2-3 of the Code of Metropolitan Miami-Dade County, this official fee schedule is also filed with the Clerk of the Board of County Commissioners. Fees which are charged by the Public Works and Waste Management Department shall be the same as those listed in the official fee schedule on file with the Clerk of the County Commission.

This ~~Administrative~~ Implementing Order is hereby submitted to the Board of County Commissioners of Miami-Dade County, Florida.

Approved by the County Attorney as  
to form and legal sufficiency \_\_\_\_\_



**Metropolitan Miami-Dade County**  
**Public Works and Waste Management Department**  
**Permit Fees**

The Miami-Dade County Public Works and Waste Management Department shall charge and collect fees for the items and rates listed in the following schedule:

**Schedule Fees for Permits to Use Explosives**

Users Permit	\$500/Month or \$5,000/Year
Blasters Permit	\$100/Month or \$1,000/Year
Handlers Permit	\$45/Month or \$450/Year
2lb. Users Permit	\$60/Month or \$600/Year
2lb. Blasters Permit	\$60/Month or \$600/Year

I.O. No.: 4-68

Ordered: 09/20/2012

Effective: 10/01/2012

MIAMI-DADE COUNTY  
IMPLEMENTING ORDER

SCHEDULE OF ALL SERVICE LEVELS AND FEES FOR MIAMI-DADE COUNTY  
SOLID WASTE SERVICES

**AUTHORITY:**

Section 5.02 of the Miami-Dade County Home Rule Amendment and Charter and Chapter 15 of the Code of Miami-Dade County.

**SUPERSEDES:**

This Implementing Order (IO) supersedes IO 4-68, ordered ~~September 22, 2011~~ September 20, 2012 -and effective ~~October 3, 2011~~ October 1, 2012.

**POLICY:**

This Implementing Order provides a schedule of all solid waste service levels and fees.

**PROCEDURE:**

The administration of this Implementing Order is designated to the Director of the Miami-Dade County Department responsible for Solid Waste Management, who shall be responsible for the collection of fees and the delivery of the required services, pursuant to Chapter 15 relating to powers and duties of Solid Waste Management. Every year, or earlier, if need be, the Director shall review all fees in terms of cost and recommend necessary changes to the County Mayor through this implementing order procedure.

**DEFINITIONS:**

Contract Disposal – use of the County Waste Management System by any person, governmental entity, corporation or partnership that has entered into an Agreement with the County of ten (10) years or greater in duration for such County Solid Waste Management System use.

Short Term Disposal – use of the County Waste Management System by any person, governmental entity, corporation or partnership that has not entered into an Agreement with the County of ten (10) years or greater in duration for such County Solid Waste Management System use.

Municipal Solid Waste (MSW) – any solid waste, except for sludge, resulting from the operation of residential, commercial, governmental or institutional establishments that would normally be collected, processed, and disposed of through a public or private solid waste management service. The term includes yard trash, but does not include solid waste from industrial, mining or agricultural operations [F.S. 403.706(5) (2008)].

Recovered Materials – means metal, paper, glass, plastic, textile or rubber materials that have known recycling potential, can be feasibly recycled, and have been diverted and source separated or have been recovered from the solid waste stream for sale, use, or reuse as raw materials, whether or not the materials require subsequent processing or separation from each other, but does not include materials destined for any use that constitutes disposal. Recovered materials as described above are not solid waste [F.S. 403.703(24) (2008)].

**FEE SCHEDULE:**

The fee schedule adopted by this Implementing Order is attached hereto and made a part hereof. This official fee schedule is also filed with and subject to the approval of the Board of County Commissioners and on file with the Clerk thereof. Fees that are charged by the County shall be the same as those listed in the official fee schedule on file with the Clerk of the County Commission.

This Implementing Order is hereby submitted to the Board of County Commissioners of Miami-Dade County, Florida.

Approved by the County Attorney as  
to form and legal sufficiency\_\_\_\_\_

## SCHEDULE OF WASTE COLLECTION SERVICES

	<b><u>Service Level</u></b>
<b>a.1) Residential and Multi-family Curbside Garbage and Trash Collection</b>	<ul style="list-style-type: none"> <li>• Twice per week garbage (bagged or canned).</li> <li>• Once per week (either Thursday or Friday) trash; up to 5 cubic yards of tied, bagged, canned, or bundled trash, no single item over 50 pounds, no items over 3 feet in length, and no hazardous materials.</li> </ul>
<b>a.2) Residential and Multi-family Automated Curbside Garbage and Trash Collection</b>	Twice per week garbage and trash (all materials must be in one or more automated service carts. Materials not in automated service cart will not be picked up).
<b>b) Residential Container Service</b>	Containerized garbage and trash collection service.
<b>c) Bulky Waste Collection</b>	Two (2) scheduled pickups per <del>year</del> <u>calendar year (October 1–January 1 through September 30–December 31)</u> of up to twenty-five (25) cubic yards per pickup.
<b>d) Neighborhood Trash and Recycling Center Service</b>	Access for drop off of residential trash and recyclables (seven days per week) during established operating hours.
<b>e) Curbside Recycling</b>	Once every other week curbside collection of recyclables.
<b>f.1) Commercial Minimum Collection Service</b>	<ul style="list-style-type: none"> <li>• Twice per week (limited to 2 garbage cans or plastic bags per collection, per waste unit charged).</li> <li>• Excess uncontainerized yardage will be converted to equivalent cans and billed (7 cans per yard) at the excess rate.</li> <li>• Accounts with consistent overages will be increased to the appropriate service level.</li> </ul>
<b>f.2) Commercial Automated Minimum Collection Service</b>	Twice per week (limited to one automated service cart per waste unit charged; all materials must be in automated service cart(s). Materials not in automated service cart will not be picked up).
<b>g) Commercial Container Service</b>	Uncompacted rollaway container service with varying number of pickups and container sizes.

## SCHEDULE OF RESIDENTIAL COLLECTION FEES

	<b>Fees</b>
<b>Residential Curbside Collection per household, per fiscal year;</b> (includes services a.1, c, d, and e).	\$439
<b>Residential Automated Curbside Collection per household, per fiscal year;</b> (includes services a.2, c, d, and e).	\$439
<b>Additional Carts for Residential Automated Curbside Collection or curbside recycling</b> (purchase of additional EZ Go Waste or Recycling cart or replacement of any cart without a police report)	\$50
<b>Residential Container Service per household, per fiscal year;</b> (includes services b and d).	\$339
<b>Bulky Waste per cubic yard;</b> (beyond the service level established under service c); (the minimum charge beyond the service level established under service c is \$115.00 and is based on a five (5) cubic yard minimum charge).	\$23
<b>Neighborhood Trash and Recycling Center per household, per fiscal year;</b> (includes service d, for households in the Solid Waste Service Area not receiving Residential Curbside Collection service)	\$112
<b>Curbside Recycling per household, per fiscal year;</b> (service e, for households not receiving Residential Curbside Collection service).	\$39
Pursuant to Resolution R-1137-08, the County has entered into interlocal agreements with municipalities to collect and process their recyclable Materials and will charge these Municipalities the appropriate rates as delineated in the interlocal agreements.	Per Interlocal Agreements
Returned Check Charges per check [F.S. 832.07 (2007)]	
If face value of check does not exceed \$50.00.	\$25
If face value of check exceeds \$50.00 but does not exceed \$300.00.	\$30

## SCHEDULE OF COMMERCIAL/MULTI-FAMILY COLLECTION FEES

If face value of check exceeds \$300.00.

\$40 Or an amount up to  
5% of the face  
amount of the check,  
whichever is greater.

**Fees for Uncompacted Rollaway Container Accounts; (service g)**

**County-Owned Containers:**

Number of Collections per week -	Four (4)	Five (5)
-------------------------------------	----------	----------

Size of Containers	Monthly Fee	Monthly Fee
One-yard	\$253.86	\$294.96
Two-yard	\$393.79	\$467.00
Four-yard	\$626.53	\$746.41
Six-yard	\$812.50	\$956.39

**Customer-Owned Containers:**

Number of Collections per week -	Four (4)	Five (5)
-------------------------------------	----------	----------

Size of Containers	Monthly Fee	Monthly Fee
One-yard	\$236.11	\$277.20
Two-yard	\$371.47	\$444.68
Four-yard	\$581.87	\$706.15
Six-yard	\$754.29	\$905.06

<b>Commercial Minimum Collection Service per waste unit assessed per fiscal year;</b> (includes service f.1)	\$450 with excess charged at \$2.20 per can or bag
<b>Commercial Automated Minimum Collection Service per waste unit assessed per fiscal year;</b> (includes service f.2)	\$450 one automated service cart per waste unit charged
<b>Multi-family Collection per living unit, per fiscal year;</b> (includes services a.1 or a.2 and e)	\$176

The Director or designee may generate a memorandum annually which sets forth the schedule of fees for uncompacted rollaway containers, rolloff containers and whole tires per cubic yard service for Miami-Dade County Departments.

#### SCHEDULE FOR THE PERMITTED LANDSCAPERS

##### **Clean Yard Trash Disposal by Permitted Landscaper at Neighborhood Trash and Recycling Center per visit:**

Clean yard trash Disposal by Permitted Landscaper	\$ <del>7.67</del> 7.81
Pickup trucks and vans	\$ <del>23.06</del> 23.49
Trailers with a capacity of 6 cubic yards or less	\$ <del>23.06</del> 23.49
Trailers with a capacity greater than 6 cubic yards	\$ <del>76.88</del> 78.34

**\_SCHEDULE OF SPECIAL COLLECTION AND VIOLATION WASTE REMOVAL  
COLLECTION FEES**

	<b>Fees</b>
<b>Special Collection and Waste Services per cubic yard</b> (the minimum charge is \$115.00 and is based on a five (5) cubic yard minimum charge).	\$23
<b>Violation Waste Removal per cubic yard</b> (the minimum charge per occurrence is \$230.00 and is based on a five (5) cubic yard minimum charge).	\$46

**SCHEDULE OF WASTE CERTIFICATION FEE FOR REQUEST OF WASTE COLLECTION  
FEE CERTIFICATE, IN ACCORDANCE WITH MIAMI-DADE COUNTY CODE SECTION  
15-28 ( c )**

	<b>Fees</b>
<b>Waste Certification Fee</b> Each written certificate, certifying the amount of waste fees due upon any parcel of real property subject to payment of waste fees or certifying that no waste fees are due.	\$55



**SCHEDULE OF CIVIL COURT CASE PROCESSING RECOVERY FEES**  
(Fees resulting from Ordinance 99-55)

	<b>Fees</b>
<b>A. Case Processing Fee</b>	\$510
<b>B. Recording Fee</b>	\$80
<b>C. Lien Payoff Letter</b>	\$55
<b>D. Posting of Notices</b>	\$25
<b>E. Lien Cancellation Notices</b>	\$25
<b>F. Photographs, Reports or Other Exhibits</b>	Actual Cost
<b>G. County Attorney's Fees</b>	Actual Cost
<b>H. Court Filing Fees (each document)</b>	Actual Cost

SCHEDULE OF DISPOSAL FEES, WASTE TIRE FEE  
TRANSFER FEE, AND SPECIAL HANDLING FEE

**Solid Waste Disposal Fee (1)**

	<b>Fees</b>
Contract Disposal per ton	\$ <del>63.65</del> <u>64.85</u>
Short Term Disposal per ton	\$ <del>83.92</del> <u>85.51</u>

Waste Tires Fee per ton \$114.18

**Solid Waste Transfer Fee**

Transfer Fee per ton	\$ <del>12.52</del> <u>12.75</u>
Suitable material for cover, per ton	\$10.00

**Special Handling Fee**

Other Solid Waste Requiring Special Handling per load (added to disposal fee)	\$ <del>63.65</del> <u>64.85</u>
--	----------------------------------

In the event that the scale(s) are unavailable, the disposal fee will be based on the total cubic yard payload capacity of the vehicle converted to tons using the Schedules of Weights and Measures that are available at the Clerk of the Board

(1) Based on need, as determined by the Director

## SCHEDULE OF WASTE PERMIT FEES

	<b>Fees</b>
<b>General Haulers Fee for Permit Application/Renewal</b>	<b>\$600</b>
<b>General Haulers Vehicle Registration per Vehicle</b>	<b>\$70</b>
<b>Landscaping Business Fee for Permit Application/Renewal</b>	<b>\$225</b>
<b>Landscaping Business Vehicle Registration per Vehicle</b>	<b>\$80</b>
<b>Tire Generator Fee for Permit Application/Renewal</b>	<b>\$25</b>
<b>Tire Operating Permit Fee per location</b>	<b>\$75</b>
<b>Tire Transporter Fee for Permit Application/Renewal</b>	<b>\$25</b>
<b>Tire Transporter Vehicle Registration per Vehicle</b>	<b>\$25</b>
<b>Review of Solid Waste Facility Operating Permit Applications</b>	<b>\$100</b>

I.O. No.: 4-87  
 Ordered: 09/17/2003  
 Effective: 10/01/2003

MIAMI-DADE COUNTY  
 IMPLEMENTING ORDER

FEE SCHEDULE FOR THE MIAMI-DADE COUNTY STORMWATER UTILITY

**AUTHORITY:**

Section 4.02 of the Miami-Dade County Home Rule Amendment and Charter and Article IV of the Chapter 24 of the Code of Miami-Dade County.

**SUPERSEDES:**

This Implementing Order supersedes previous Administrative Order 4-87, ordered ~~September 21, 2001~~ September 17, 2003 and effective ~~October 1, 2001~~ October 1, 2003.

**POLICY:**

This Administrative Implementing Order establishes the Stormwater Utility Fees sufficient to plan, construct, operate and maintain stormwater management systems set forth in the local program required pursuant to 403.0891 (3), Florida Statutes. The fees established herein charge the costs of the local program to beneficiaries based on their relative contribution to its need and represent a logical, reasonable and rational basis for allocating the costs of the local program.

**PROCEDURE:**

The Director of the Public Works and Waste Management Department shall be responsible for the collection of fees, accounting of revenue and delivery of services delineated in this Implementing Order.

**FEE SCHEDULE:**

The Stormwater Utility Fee is ~~\$3.50 per month effective October 1, 2003, and~~ \$4.00 per month effective October 1, 2004, per Equivalent Residential Unit (ERU) for all residential developed property and all non-residential developed property within the following portions of the service area of the Miami-Dade County Stormwater Utility: Unincorporated Miami-Dade County, Village of El Portal and City of Miami Lakes. Each residential developed property shall be charged a Stormwater Utility fee calculated as set forth in Section 24-61.4 (B) of the Code of Miami-Dade County, Florida. Each non-residential developed property shall be charged a Stormwater Utility fee calculated as set forth in Section 24-61.4(C) of the code of Miami-Dade County, Florida.

These fees and corresponding ERUs are as follows:

	<b>Fees Charged</b>	<b>Square Feet</b>
<b>Area</b>	<b>Per ERU</b>	<b>Per ERU</b>
	Effective 10/1/2004	
Unincorporated Miami-Dade County	<b>\$4.00</b>	<b>1,548</b>
Village of El Portal	<b>\$4.00</b>	<b>1,548</b>
City of Miami Lakes	<b>\$4.00</b>	<b>1,548</b>

**PROCEDURE:**

~~The Director of the Department of Environmental Resources Management shall be responsible for the collection of fees, accounting of revenue and delivery of services delineated in this Administrative Order.~~

This ~~Administrative~~ Implementing Order is hereby submitted to the Board of County Commissioners of Miami Dade County, Florida.

Approved by the County Attorney as  
to form and legal sufficiency \_\_\_\_\_

I.O. No.: 4-82  
Ordered: 9/20/12  
Effective: 10/01/12

MIAMI-DADE COUNTY  
IMPLEMENTING ORDER

SCHEDULE OF FEES FOR COUNTY PARKING FACILITIES

**AUTHORITY:**

Section 5.02 of the Miami-Dade County Home Rule Amendment and Charter; and Chapters 125.01, Florida Statutes.

**SUPERSEDES:**

This Implementing Order (IO) supersedes Administrative Order 4-82, ordered ~~September 20, 2011~~ September 20, 2012 and effective ~~October 1, 2011~~ October 1, 2012.

**PROCEDURE:**

The Director of the Internal Services Department shall be responsible for the collection of fees and shall review all fees annually.

**FEE SCHEDULE:**

The fee schedule adopted by this Implementing Order is attached hereto and made a part hereof. The official fee schedule is also filed with the Clerk of the Board of County Commissioners.

This Implementing Order is hereby submitted to the Board of County Commissioners of Miami-Dade County, Florida.

Approved by the County Attorney as  
to form and legal sufficiency \_\_\_\_\_

GENERAL INTERNAL SERVICES ADMINISTRATION DEPARTMENT

## FEE SCHEDULE

1. Rates per half hour in Miami-Dade Cultural Center Garage, West Lot Garage, Garage #5, ~~and~~ 140 West Flagler Garage, and Overtown Transit Village Garage:

	<u>CURRENT</u>
Per ½ hour, or portion thereof	\$ <del>2.00</del> <u>3.00</u>
Over 2 ½ hours or all day	<del>11.00</del> <u>14.00</u>
Lost ticket rate	<del>11.00</del> <u>14.00</u>
<u>Juror Parking</u>	<u>No Charge</u>

2. Monthly Rates ~~in the~~ at Garages:

Cultural Center Garage	\$ 58.03
<del>New</del> West Lot Garage	58.03
140 <u>West Flagler</u> Garage	63.80
Court House Center Garage	61.60
Garage #5/ (Hickman Garage)	58.03
Overtown Transit Village	58.03

3. Monthly Rates ~~in~~ at Surface Lots:

Mahi Shrine Lot	44.00
Civic Lot #25	47.30
Graham Lot	50.60
Hickman Lot	33.00

4. Entrance Rate Per Day at Surface ~~Parking~~ Lots: Rates Per

	<u>Juror</u>	<u>General Public</u>
<u>Entrance Per Day</u>		
Civic Center (Jury Pool Lot)	<del>\$ 5.00</del> <u>No Charge</u>	\$ <del>7.00</del> <u>9.00</u>
Mahi Shrine Lot	<del>\$ 5.00</del> <u>NA</u> <u>No Charge</u>	\$ <del>7.00</del> <u>9.00</u>
Civic Lot #25	<del>NA</del> <u>No Charge</u>	\$ <del>7.00</del> <u>9.00</u>

5. Miscellaneous Fees:

<del>Returned checks (rate due plus penalty, pursuant to Florida Statutes, Section 832.07)</del>	
<del>Football parking rates per game</del>	<del>\$ 5.00 or \$ 7.00 *</del>
Special events	\$ 3.00 <del>or to</del> <u>\$ 4.00 *9.00</u>
Advisory Board rates	\$ 4.00

Notes:

All rates include sales tax.

Returned checks policy: Rate due plus penalty, pursuant to Florida Statutes, Section 832.07.

~~\*Distinction between major/minor football games and/or special events.~~

**SUMMARY OF AIRLINE CHARGES  
MIAMI INTERNATIONAL AIRPORT  
FY ~~2012-13~~2013-14**

Rate Type	<u>Adopted</u> <u>FY 2012-</u>	<u>Proposed</u> <u>2013-14</u>
<b>AIRFIELD</b>		
Landing Fees		\$1.75
Loading Bridge		\$35.00
Preconditioned Air:		
Narrow-body		\$18.34
Wide-body		40.58
Jumbo-body		54.15
<b>TERMINAL</b>		
<b>Domestic Arriving Seat</b>		
Concourse	<del>\$4.15</del>	<u>4.32</u>
Baggage Claim	<del>1.49</del>	<u>1.47</u>
<b>Domestic Departing Seat</b>		
Concourse	<del>\$4.15</del>	<u>4.32</u>
Screening	<del>0.50</del>	<u>0.49</u>
Baggage Make-up Maintenance (1)	<del>0.76</del>	<u>0.74</u>
Baggage Make-up Capital (5)	<del>0.49</del>	<u>0.39</u>
<b>International Arriving Seat</b>		
Concourse	<del>\$4.15</del>	<u>4.32</u>
International Facilities	<del>1.62</del>	<u>1.90</u>
<b>International Departing Seat</b>		
Concourse	<del>\$4.15</del>	<u>4.32</u>
Screening	<del>0.50</del>	<u>0.49</u>
Baggage Make-up Maintenance (1)	<del>0.76</del>	<u>0.74</u>
Baggage Make-up Capital (5)	<del>0.49</del>	<u>0.39</u>
<b>Terminal Rent</b>		
Class I	<del>\$153.54</del>	<u>159.84</u>
Class II	<del>115.16</del>	<u>119.88</u>
Class III	<del>76.77</del>	<u>79.92</u>
Class IV	<del>38.39</del>	<u>39.96</u>
Class V	<del>19.19</del>	<u>19.98</u>
Class VI	<del>76.77</del>	<u>79.92</u>
<b>CUTE Rates</b>		
Infrastructure Fee per Departing Seat (2)	<del>\$0.05</del>	<u>0.16</u>
Gate Usage Fee per Departing Seat	<del>0.14</del>	<u>0.16</u>
Ticket Counter Usage Fee per Hour (3)		
CUTE Equipment Rental	<del>\$3.80</del>	<u>4.69</u>
Class I Rental	<del>8.22</del>	<u>6.41</u>
Class IV Rental	<del>7.97</del>	<u>8.30</u>
Common Use Display		
CUTE Airlines per hour of usage (4)	<del>\$0.29</del>	<u>0.29</u>

(1) American Airlines is excluded from this charge because this airline maintains its own baggage system.

(2) Fee is paid by all MIA passenger air carriers as an increase in the concourse use fee.

(3) The maximum daily rate per ticket counter position will be ~~\$243.36~~236.28

(4) The FY 2011-12 monthly maximum for backwall display is \$50.00 per ticket counter position for exempt carriers.

(5) The Capital Recovery portion of Baggage Make-up is charged to all airlines.



## Exhibit - A

Miami-Dade Aviation Department  
Summary of New and Revised Rates  
FY 2013-14

1	Revise Manual CUTE Ticket Counter Rates	<p>Standard Manual Rate for Widebody Aircraft (over 200 seats) <del>\$568.51</del><u>551.24</u> from the current <del>\$497.84</del><u>568.51</u>, and Narrow Aircraft (100 seats through 200 seats) <del>\$324.86</del><u>314.99</u> from the current <del>\$284.48</del><u>324.86</u>, Regional Commuter Aircraft (20 seats through 100 seats) <del>\$162.43</del><u>157.50</u> from the current <del>\$142.24</del><u>162.43</u> and Small Turbo Aircraft (under 20 seats) <del>\$81.22</del><u>78.75</u> from the current <del>\$71.12</del><u>81.22</u>.</p> <p>Unauthorized Manual Rate for Widebody Aircraft (over 200 seats) <del>\$1,137.02</del><u>1,102.47</u> from current <del>\$995.68</del><u>1,137.02</u>, and Narrow Aircraft (100 seats through 200 seats) <del>\$649.72</del><u>629.98</u> from the current <del>\$568.96</del><u>649.72</u>, Regional Commuter Aircraft (20 seats through 100 seats) <del>\$324.86</del><u>314.99</u> from the current <del>\$284.48</del><u>324.86</u>, and Small Turbo Aircraft (under 20 seats) <del>\$162.43</del><u>157.50</u> from the current <del>\$142.24</del><u>162.43</u>.</p>
2	Revise Monthly Rates for CUSS (Common Use Self Service) Units	<p>Revise Monthly Rates for CUSS (Common Use Self Service) Units as follows:</p> <ul style="list-style-type: none"> <li>• Desktop Unit – Revise Desktop rate to <del>\$44.02</del><u>51.82</u> ea. per month from the current <del>\$367.39</del><u>44.02</u> ea. per month</li> <li>• Standalone Unit – Revise Standalone rate to <del>\$120.79</del><u>131.74</u> ea. per month from the current <del>\$470.23</del><u>120.79</u> ea. per month</li> </ul>
3	Revise CUTE Backoffice Unit charge	<p>Revise CUTE Backoffice monthly charge to <del>\$146.53</del><u>182.24</u> per unit from the current <del>\$142.87</del><u>146.53</u> per unit.</p>
4	Revise Rental Rates for Non-Terminal Building Properties – Miami International Airport	<p>See attached schedule for building rental rates.</p>
5	Revise Rental Rates for Building Properties – General Aviation Airports	<p>See attached schedule for building rental rates.</p>

6	<u>Establish Authority to Revise or Adjust Building Rental Rates During Period Following Board's Action and Before Next Approval by Board Based on Revised Appraisal</u>	<u>By establishing and authorizing the imposition of the rental rates reflected on the attached appraisal document or in this Budget, the Board also establishes and authorizes the Aviation Department to impose, during the period following the Board's action and before the next approval by the Board of rental rates for the properties, any revised rental rates that are based on appraisals of any of the properties described in the attached document or the Budget that are obtained as a result of an appraisal performed under the authority of Board action or agreement previously approved by the Board.</u>
7	<u>Establish Late Ground Transportation Permit Renewal Fee</u>	<u>Establish a late ground transportation permit renewal fee of \$100.00 per permit. On average, over 300 ground transportation companies do not renew their annual permits on time resulting in lost revenue to the Department.</u>
8	<u>Establish WiFi Internet Access Fee</u>	<u>Establish a WiFi Internet Access Fee of \$10.00 per device, per month. This fee will apply to airport tenants, airlines and concessionaires in order to access internet and WiFi services for their operations.</u>
9	<u>Establish AOA (Aircraft Operations Area) Decal Late Application Fee</u>	<u>Establish AOA decal late application fee of \$10.00 per vehicle. Each year, companies submit their application late or just prior to expiration date requiring expedited processing times. This fee will offset processing and manpower costs.</u>
10	<u>Revise wording for Operational Closure Fee at Training &amp; Transition and General Aviation Airports</u>	<u>Revise wording for Operational Closure Fee at Training &amp; Transition and General Aviation Airports as follows: A fee of \$4,800.00 per day <u>(or portion thereof)</u>, or \$200.00 per hour <u>for government entities</u>, shall be required for operational closure at the Training &amp; Transition Airport <u>(or part thereof)</u> or each General Aviation Airport <u>(or part thereof)</u> to cover costs incurred by safety officer and vehicle required by the Federal Aviation Administration</u>
11	<u>Revise Aircraft Demolition Fees</u>	<u>Revise aircraft demolition fees to <del>\$1,070.00</del><u>2,000.00</u> per aircraft, per month, for the first 3 months and <del>\$2,140.00</del><u>4,000.00</u> per aircraft, per month, for the fourth month and each month thereafter. <u>These rates were last revised in 1995 and reflect changes in CPI and costs associated with monitoring by MDAD staff and DERM.</u></u>

12	<u>Establish Fees for Technical Reviews and Written Comments</u>	<p><u>The following fees are being established to recover costs associated with technical reviews and written comments which ensure compliance with aviation regulations.</u></p> <ul style="list-style-type: none"> <li>• <u>Cell Towers and Other Structures Under 200 Feet Above Mean Sea Level..... \$360.00</u></li> <li>• <u>Request for Written Comments.....\$360.00</u></li> <li>• <u>Request for Written Comments – Revised Plans.....\$90.00</u></li> <li>• <u>Development Impact Committee or Equivalent Large-Scale Zoning Hearing Application.....\$360.00</u></li> <li>• <u>Permissible Crane (or Equipment) Height Determination.....\$360.00</u></li> <li>• <u>Permissible Crane (or Equipment) Height Determination – Additional Coordinates (per set).....\$25.00</u></li> <li>• <u>Request for New Letter of Determination Due to Expiration.....\$360.00</u></li> </ul>
----	--	--

**Waronker & Rosen, Inc.**

Real Estate Appraisers and Consultants

5730 S.W. 74<sup>th</sup> Street, Suite 200

South Miami, Florida 33143

Telephone (305) 665-8890

Fax (305) 665-5188

**Lee H. Waronker, MAI, SRA**

lee@waronkerandrosen.com

www.waronkerandrosen.com

**Josh L. Rosen, MAI**

josh@waronkerandrosen.com

July 22, 2013

Emilio T. González, Director  
Miami-Dade Aviation Department  
P.O. Box 592075  
Miami, Florida 33159

**Re:** Miami International Airport  
Non-terminal Rental Rates  
October 1, 2013 – September 30, 2014

Dear Mr. González:

Pursuant to Resolution No. R-34-03, we are submitting a summary of our conclusions for:

- 1) Land Rental Rates
- 2) Paving Rates
- 3) Building Rental Rates

**Waronker & Rosen, Inc. (formerly as part of Quinlivan /Waronker Joint Venture)** has been preparing the annual rental rate report on the non-terminal properties at Miami International Airport since 1994. For the preparation of these annual reports, the following steps have been taken:

- Inspected non-terminal buildings at Miami International Airport in order to determine the condition of the buildings.
- Gathered and analyzed land sales in the areas surrounding Miami International Airport and derived appropriate rates of return on land value from various sources.
- Personally inspected non-terminal properties at major hub airports in the United States and interviewed property managers regarding land rental rates and non-terminal building rates at these airports.

Mr. Emilio T. González, Director  
Miami-Dade Aviation Department  
July 22, 2013

- Gathered and analyzed building rental rates in the areas surrounding Miami International Airport. The findings indicate there is a direct relationship between office building rental rates at Miami International Airport and the nearby off-airport office buildings rental rates and there is no particular advantage for office tenants being on the airport.
- Gathered and analyzed warehouse rental rates in the Airport West market area, just west of Miami International Airport as well as surrounding industrial markets. Results indicated there is a relationship between off-airport warehouse rental rates and cargo/warehouse rental rates on-airport. The security, minimum truck transportation and/or the ability to bring an aircraft to a cargo building are benefits of being on-airport. Therefore, on-airport cargo/warehouse buildings command a rental premium. This relationship between on-airport cargo rates and off-airport warehouse rates has been examined at other airports.

The market rental rates are based on the data, analyses and conclusions within a report that is available for review in our office.

Market rent is defined as the rental income that a property would most probably command in the open market indicated by the current rents paid for comparable space as of the date of the appraisal.

After analyzing land sales surrounding Miami International Airport and land rental rates at comparable airports the following was considered in the conclusion of market land rates;

- 1) Subject land will be limited to airport and aviation purposes.
- 2) No assignment of leasehold without approval of the County.
- 3) No subordination permitted on said leasehold.
- 4) The General Use Master Plan.

After due study and investigation and taking all factors into consideration which apply to the area leased within the confines of Miami International Airport, it is our opinion that the market rent of the land, as of this date, is as reported on the sheet captioned "Land Rental Rates" (page four).

The real estate market over the past three years had been relatively stable until the past one to two years (2012 and 2013) which have seen increases in land values. The land rental rate for Zone 1 was kept level for five (5) consecutive years. The resurgence of the real estate market with decreased supply and increased demand and the increasing land values is cause for an increase in land rents for the October 1, 2013 to September 30, 2014 period.

Mr. Emilio T. González, Director  
Miami-Dade Aviation Department  
July 22, 2013

In estimating the building rental rates, each building structure has been inspected, cargo/warehouse and office rentals in the area were reviewed, building rental rates at comparable airports were reviewed and developers/investors of airport cargo buildings were interviewed. All of the above comparable rental information is contained within the Self-Contained Appraisal Report which is retained in the appraisers' office.

In addition to the comparable building rental information, also considered was the following:

- 1) Use, occupancy and utility of subject improvements.
- 2) Condition and building life expectancy of said improvements.
- 3) Demand for such facilities at the airport.
- 4) Replacement cost estimate less depreciation.
- 5) No assignment of leasehold without approval of the County.
- 6) No subordination permitted on said leasehold.

The rental rates estimated herein presume that the building spaces are in rentable condition and are in compliance with life safety standards which are typical requirements of the landlord (MIA). Assumed is that the buildings have completed their 40 year recertification which is required by Miami-Dade County. Some buildings and building spaces at Miami International Airport are unoccupied and are not in rentable condition. If the tenant decides to expend the cost to bring the building or building space into a rentable condition, the tenant should receive a rent credit at least equal to the amortization of the tenant's expenditure over the term of the lease.

Historically tenants at MIA having issues with the rental rates consider the rates being paid are too high mostly based on what they deem to be the lack of deferred maintenance. The annual rents presume the spaces are in rentable condition, are in compliance with life safety standards, and have a 40 year recertification where applicable. It is typical for the landlord to perform maintenance such as touch up painting, repair of stress cracks, removal of plant growth in stress cracks or expansion joints, replace/repair signage not specific to one tenant, repair leaks and various other items that are not the responsibility of the tenant. Inspection of the buildings at MIA reveals many deferred maintenance items. Repairs which have not been done can affect the longevity of the improvements which ultimately affects the ability to collect rent and the rent that can be charged.

Mr. Emilio T. González, Director  
Miami-Dade Aviation Department  
July 22, 2013

Private ownership of large industrial and office developments typically have a reserve for replacement, also known as a replacement allowance. These property owners place a specific amount yearly into a reserve account to fund deferred maintenance repairs. The amount is often based on a percentage of the rent collected or an amount per square foot of the collected rent. Recommended is Miami-Dade Aviation Department (MDAD) place \$.05 per square foot of total building square footage into a reserve for replacement that is available to Real Estate Management Division for repair of deferred maintenance items. The ability of Real Estate Management to cure deferred maintenance items quicker will enhance the remaining life of the improvements and help to offset higher repair expenses in the future.

There is a higher than typical vacancy level in the belly buildings. It is recommended that MDAD provides discount program for available space in these buildings. This program would offer an 8% discount for every year of a new lease. The discount would be offered to new tenants and also existing tenants taking additional space. The discount would not be available for existing leases or renewals of existing leases. For mezzanine office space the discount would be available only to tenants renting a minimum of 3,500 square feet. For warehouse space the discount would only be available to tenants renting a minimum of 12,000 square feet.

The estimated market rents consider that the tenant is responsible for land rental, all utilities, and interior maintenance, except where noted.

Respectfully submitted,

Very truly yours,



Lee H. Waronker, MAI, SRA  
State Certified General Real Estate Appraiser  
Certificate No. RZ162

## Miami International Airport Land Rental Rates Effective as of October 1, 2013

The following rental rates are to be effective October 1, 2013 and applied to all present and future leaseholds, when applicable. A map of land zone areas is attached.

Land Zone	Actual 2012-2013 Rate	Proposed 2013- 2014 Rate
1 Airport	\$1.55 per sq.ft.	\$1.60 per sq.ft.
1a Airport – vacant land with aircraft access	\$1.85 per sq.ft.	N/A
2 Commercial sites at SEC of NW 36 <sup>th</sup> St & NW 72 <sup>nd</sup> Ave	\$1.90 per sq.ft.	\$2.10 per sq.ft.
3 N.W. 21 <sup>st</sup> St. and N.W. 39 <sup>th</sup> Avenue	\$2.75 per sq.ft.	\$2.75 per sq.ft.
4 Fuel Farm	\$2.00 per sq.ft.	\$2.00 per sq.ft.
5 N.W. corner of N.W. 97 <sup>th</sup> Avenue & N.W. 54 <sup>th</sup> Street	\$2.40 per sq.ft.	\$2.40 per sq.ft.
6 Jai-Alai fronton land area & NW 36 <sup>th</sup> Street Frontage	\$2.00 per sq.ft.	\$2.10 per sq.ft.
7 Commercial Sites on NW 12 <sup>th</sup> St & North of NW 36 <sup>th</sup> St	\$1.60 per sq.ft.	\$1.65 per sq.ft.

**NOTE:** There is an additional charge of \$.05 per square foot where special services are provided, such as high intensity lighting, power cost, etc.

## Paving Rates

Paving rates are in addition to land rental.

Type of Paving	Actual 2012-2013 Rate	Proposed 2013- 2014 Rate
Standard (Vehicular) Existing	\$.25 per sq.ft.	\$.25 per sq.ft.
Heavy Duty (Aircraft) Existing	\$.70 per sq.ft.	\$.70 per sq.ft.



## Building Rental Rates Miami International Airport Effective as of October 1, 2013

The following are the estimated annual square foot building rates for the period October 1, 2013 to September 30, 2014. **These rates exclude land, water, sewer, electric, and common area janitorial except where footnoted.**

Building #. (Old bldg. #)	Building Description	Actual Rate 2012-2013	Proposed Rate 2013-2014
49	Offices (A/C) Shop (A/C)	\$6.00 \$6.00	\$6.00 \$6.00
700	Cargo (Non A/C) Offices (A/C) 2nd Floor Offices (A/C) 1st Floor Offices (without tenant improvements) 3 <sup>rd</sup> Floor Storage (storage only)*	\$11.75 (11) \$13.50 (11) \$15.00 (11) N/A	\$11.75 (11) \$13.50 (11) \$15.00 (11) \$10.00
701	Cargo (Non A/C) Offices (A/C) 2nd Floor Offices (A/C) 1st Floor Offices (without tenant improvements) 3 <sup>rd</sup> Floor Storage (storage only)*	\$11.75 (11) \$13.50 (11) \$15.00 (11) N/A	\$11.75 (11) \$13.50 (11) \$15.00 (11) \$10.00
702	Cargo (Non A/C) Offices (A/C) 2nd Floor Offices (A/C) 1st Floor Offices (without tenant improvements) 3 <sup>rd</sup> Floor Storage (storage only)*	\$11.75 (11) \$13.50 (11) \$15.00 (11) N/A	\$11.75 (11) \$13.50 (11) \$15.00 (11) \$10.00
703 (2120)	Engine Test Cell Bldg.—Storage Test Cells (in compliance with 40-year recertification) • Reciprocating-Dynamometer Cells • Large Jet Engine Cells	\$5.25 (12)  \$11,000 per month (8)(13) \$13,000 per month (8)(13)	\$5.25 (12)  \$11,000 per month (8)(13) \$13,000 per month (8)(13)
703A	Test Cell	\$13,000 per month	\$13,000 per month
704 (2121)	Warehouse (Non A/C)/Cargo (Non A/C) Offices (A/C)/Shop(A/C)/Storage(A/C)	\$5.75 (12) \$6.25 (12)	\$5.75 (12) \$6.25 (12)
706	Cargo (Non A/C) Offices (A/C) 3 <sup>rd</sup> Floor Storage (storage only)*	\$15.50 (11) \$15.00 (11) N/A	\$15.50 (11) \$15.00 (11) \$10.00
707	Cargo (Non A/C) Offices (A/C) 3 <sup>rd</sup> Floor Storage (storage only)*	\$15.50 (11) \$15.00 (11) N/A	\$15.50 (11) \$15.00 (11) \$10.00
708	Cargo (Non A/C) Offices (A/C) 3 <sup>rd</sup> Floor Storage (storage only)*	\$15.50 (11) \$15.00 (11) N/A	\$15.50 (11) \$15.00 (11) \$10.00

\* No air conditioning is provided and only electric for minimal lighting.

**Building Rental Rates Miami International Airport**  
**Effective as of October 1, 2013 (continued)**

<b>Building #. (Old bldg. #)</b>	<b>Building Description</b>	<b>Actual Rate 2012-2013</b>	<b>Proposed Rate 2013-2014</b>
709	LanChile (Airis)	Tenant constructed building	
710	LanChile (Airis)	Tenant constructed building	
711	Arrow Cargo (Aeroterm)	Tenant constructed building	
712	Arrow Cargo (AMB Codina)	Tenant constructed building	
714	Cargo (Non A/C) Offices (A/C)	\$12.75 \$13.25	\$12.75 \$13.25
716A	Cargo (Non A/C) Offices (A/C) 2nd Floor Offices (A/C) 1st Floor	\$13.00 (11)(15) \$13.60 (11)(15) \$15.00 (11)	\$13.00 (11)(15) \$13.60 (11)(15) \$15.00 (11)
716B-J	Cargo (Non A/C) Offices (A/C) 2nd Floor Offices (A/C) 1st Floor	\$12.00 (11)(15) \$12.60 (11)(15) \$15.00 (11)	\$12.00 (11)(15) \$12.60 (11)(15) \$15.00 (11)
719 (2122)	Governmental Service Bldg. - CCC	\$19.50 (3)	\$19.50 (3)
741 (2204)	Decompression chamber	\$45,000 per year	\$45,000 per year
805	Cargo (Non A/C) Offices (A/C)	\$12.00 \$12.00	\$12.00 \$12.00
807	UPS (Cargo)	Tenant constructed building	
<b>812</b>	<b>PPQ Building</b>	<b>MDAD/tenant constructed building</b>	
<b>815</b>	<b>USDA Veterinary Services</b>	<b>MDAD/tenant constructed building</b>	
820 (1011)	Warehouse (Non A/C) Offices (A/C)	\$9.00 \$10.00	\$9.00 \$10.00
831	Office/Warehouse (FedEx)	Tenant constructed building	
836 (1054)	GSE Office/shop (AC)	\$13.50	\$13.50
839	Hangar (Signature Flight Center) Offices (A/C)	\$12.00 \$16.00	\$12.00 \$16.00
840	Signature Flight Support (Terminal)	\$20.00	\$20.00
844 (101)	Hangar - Storage (Non A/C) Offices (A/C) Storage (A/C)	\$9.25 (1) \$11.75 \$6.75	\$9.25 (1) \$11.75 \$6.75
845 (100)	Offices (A/C) Warehouse (Non-A/C) Warehouse (A/C) Warehouse Office (A/C) Simulator (A/C) Atrium Space—1st Floor (A/C) Atrium Space—Above 1st Floor (A/C)	\$16.00 (3) \$11.29 (3) \$11.29 (3) \$12.00 (3) \$12.79* \$19.00 (3) \$19.00 (3)	\$16.00 (3) \$10.60 (3) \$12.40 (3) \$12.00 (3) \$12.79 * \$19.00 (3) \$19.00 (3)
850	AAR ACS (Maintenance Hangar)	Tenant constructed building	
855 (53)	Storage (A/C)	\$5.75	\$5.75
856 (52)	Storage (A/C)	\$5.50	\$5.50
857 (55)	Wash Rack & Drum Storage	\$5.25	\$4.50

\* Rent includes land, water, sewer and common area janitorial.

**Building Rental Rates Miami International Airport**  
**Effective as of October 1, 2013 (continued)**

<b>Building #. (Old bldg. #)</b>	<b>Building Description</b>	<b>Actual Rate 2012-2013</b>	<b>Proposed Rate 2013-2014</b>
861-862 (60)	Aircraft—Hangars (#6 and #7) Shops (A/C) Storage (A/C) Offices (A/C)	\$10.00 (1) (12)* \$5.25 (12) \$5.25 (12) \$6.50 (12)	\$10.00 (1) (12)* \$5.25 (12) \$5.25 (12) \$6.50 (12)
863 (60-A)	Engine Overhaul and Service Storage (A/C) 2nd Floor Storage (non A/C) 2 <sup>nd</sup> Floor Offices (A/C) 1 <sup>st</sup> Floor Offices (A/C)	\$5.50 \$4.00 \$4.00 \$10.00 \$8.00	\$5.50 \$4.00 \$4.00 \$10.00 \$8.00
864 (62)	Line Service Building	Demolished	Demolished
865 (61)	Line Service Building	Demolished	Demolished
871 (48)	Hangar (Non A/C) Office (A/C) Shop (A/C) Storage (A/C)	\$9.00 (1) \$5.50 \$4.25 \$4.25	\$9.00 (1) \$5.50 \$4.25 \$4.25
<b>874 (44)</b>	<b>Executive Office (A/C)</b>	<b>To be demolished</b>	
875 (43)	Flight Academy Office (A/C) Pan Am Office (A/C) Individual tenants Simulator Bays (A/C)	\$10.50 (19) \$13.75 \$9.00	\$10.50 (19) \$13.75 \$9.00
880-882 (30A-30B)	Simulators (A/C) Office Building (A/C) Storage **	\$9.00 \$8.50 \$4.50	\$9.00 \$8.50 \$4.5-
881 (30)	Office Building (A/C) Simulators	\$8.50 \$9.00	\$8.50 \$9.00
888 (35-35A)	Maintenance and Training (A/C) Office Space (A/C)	\$5.75	\$5.75
890 (25)	Hangar (Non A/C) Office Space (A/C) Storage (A/C) Shops (A/C)	<b>Tenant owned building</b>	
891 (24)	First Floor: Maintenance-Shops (A/C) Second Floor: Shops (A/C) Third Floor: Shops (A/C) Fourth Floor: Storage (Non A/C)	<b>Tenant owned building</b>	
896 (22)	Hangar—Maintenance (Non A/C) Office Space (A/C) Shops—Maintenance (A/C) Third Floor: Storage (A/C) Third Floor: Storage (Non A/C) Composite Shop Paint Booth	\$10.00 (1) \$7.75 \$5.75 \$5.00 \$4.75 \$10.00 \$10.00*	\$10.00 (1) \$7.75 \$5.75 \$5.00 \$4.75 \$10.00 \$10.00*

\* Rent is based on completion of the upgrades currently in process

\*\* No air conditioning is provided and only electric for minimal lighting

***Building Rental Rates Miami International Airport  
Effective as of October 1, 2013 (continued)***

<b>Building #. (Old bldg. #)</b>	<b>Building Description</b>	<b>Actual Rate 2012-2013</b>	<b>Proposed Rate 2013-2014</b>
909	Flight Training Facility (Airbus)	Tenant Constructed Building	
916	Cargo Warehouse (Development)	Tenant Constructed Building	
919 (5A)	Office - Entire Building (A/C)	\$10.50	\$10.50
	Office - Per Floor or less (A/C)	\$13.00	\$13.00
	Office - Second Floor (Full Service)	\$21.00	\$21.00
	Storage (Non-A/C)	\$6.00	\$6.00
	Loading Dock	\$1.75	\$1.75
2082	Warehouse (El Dorado)	\$2.50*	\$2.50*
	Offices (A/C)	\$2.50*	\$2.50*
3010	Cabstand Cafe (A/C)	\$30.00 (5)	\$30.00 (5)
3030	Offices	\$10.00 (12)	\$10.00 (12)
3030A	Offices (A/C)—Wing of 3030	\$8.50	\$8.50
3032	Cafeteria (Non A/C)	\$4.75	\$4.75
	Cafeteria (A/C)	\$6.50	\$6.50
3033	Police Station (A/C)	\$10.00	\$10.00
3037	Maintenance-Garage (Non A/C)	\$6.00	\$6.00
	Offices (A/C)	\$6.50	\$6.50
3038	Building Services—Maintenance/Office (A/C)	\$6.50	\$6.50
3040	Maintenance Shops (Non A/C) and Offices (A/C)	\$6.60 (19)	\$6.60 (19)
3034	Triturator	\$36,000 (10)	\$36,000 (10)

\* The 2006 rate included land, whereas the rates from 2010 and after are for the building only and the land rate and paving rate is charged separately.

***Building Rental Rates Miami International Airport  
As of October 1, 2013 (continued)***

<b>Building #. (Old bldg. #)</b>	<b>Building Description</b>	<b>Actual Rate 2012-2013</b>	<b>Proposed Rate 2013-2014</b>
3046	Offices (A/C) Shop (A/C)	\$10.00 \$6.25	\$10.00 \$6.25
3047	Offices (A/C)	\$10.00	\$10.00
3048	Offices (A/C)	\$10.00	\$10.00
3049	Maintenance Garage (Non A/C)	\$7.00	\$7.00
3050	Administration Building (Multiple Tenancy)	\$14.25 (18)	\$14.25 (18)
3074	In-flight Caterers: Kitchen (Non A/C) Kitchen (A/C)	\$8.50 \$10.50	\$8.50 \$10.50
3077	Triturator	\$36,000/yr (10)	\$36,000/yr (10)
3078	Fuel Building (A/C) Offices (A/C)	\$10.00 \$10.25	\$10.00 \$10.25
3089	Parking Garage	\$50.00/mo. (4)	\$50.00/mo. (4)
3091	Maintenance/Offices (A/C)	\$7.75	\$7.75
3094	Parking Garage	\$50.00/mo.(4)	\$50.00/mo.(4)
3095-A	*American Airlines Hangar Hangar Area (Non A/C) – 1 <sup>st</sup> Floor Shops, Storage & Office – 1 <sup>st</sup> and 2 <sup>nd</sup> Floors (A/C) Shops, Storage & Office – 1 <sup>st</sup> and 2 <sup>nd</sup> Floors (Non A/C) Office	By agreement \$11.00 \$8.50 \$7.50 \$10.25	By agreement \$11.00 \$8.50 \$7.50 \$10.25
3095-B	Offices (as renovated): Offices—Entire Building (A/C) Offices—Per Floor (A/C) Offices—Penthouse (A/C)	\$11.00 \$19.00 (3) \$22.00 (3)	\$11.00 \$19.00 (3) \$22.00 (3)
3100	Maintenance Garage (Non A/C)	\$7.00	\$7.00
3101	Maintenance Garage—Storage (Non A/C)	\$6.00	\$6.00
3110	Offices—Security	\$21.00	\$21.00
3150	Offices (A/C)	\$11.50	\$11.50
3151	Maintenance—Shop (Non A/C) Offices (A/C)	\$6.00 \$11.00	\$6.00 \$11.00
3152	Service Station (Non A/C)	\$5.75	\$5.75
3153	Car Wash Building	\$5.75	\$5.75
3241	RCC Office (A/C) RCC Storage (A/C)	\$26.00 (20) \$15.00 (20)	\$26.00 (20) \$15.00 (20)

\* ***This rental rate is set by agreement with American Airlines and is adjusted annually by CPI***

***Building Rental Rates Miami International Airport***  
*Effective as of October 1, 2013 (continued)*

<b>Building #. (Old bldg. #)</b>	<b>Building Description</b>	<b>Actual Rate 2012-2013</b>	<b>Proposed Rate 2013-2014</b>
4001	Traffic Control Center	\$13.00	\$13.00
4002	Public Works Office	\$12.00	\$12.00
4003	Corrections Office (A/C)	\$7.50	\$7.50
4003A	Offices (A/C)	\$7.00	\$7.00
	Storage (Non A/C)	\$6.00	\$6.00
4004	Sign Shop (Non A/C)	\$6.00	\$6.00
MIC	Platform - Unfinished space (21)	\$30.00	\$30.00

**Loading Dock**

Loading dock area has an additional rate of \$1.75 per square foot.

**Utility Rates**

The rental rates herein exclude utilities (water, sewer and electric) except as footnoted. Utilities shall be applied as a separate charge.

**Trailer Parking & Modular Units**

Trailer parking has a rate of \$175.00 per space per month for single wide trailers, \$350 per space per month for double wide trailers and \$525 per space per month for a triple wide. Modular units are authorized for temporary use by tenants for office or storage purposes, preceding and/or during construction, and have the rates of \$175.00 per space per month for single wide trailers, \$350 per space per month for double wide trailers and \$525 per space per month for a triple wide.

**Automobile Parking**

Automobile parking (grade level & non-garage space) has a charge of \$40.00 per space per month. Limousines that occupy no more than a standard parking space/area will be charged \$40 per month. Larger limousines have a rate of \$80 per month. Tour buses and buses in excess of eight (8) feet wide and 18 feet long have a rate of \$150 per month.

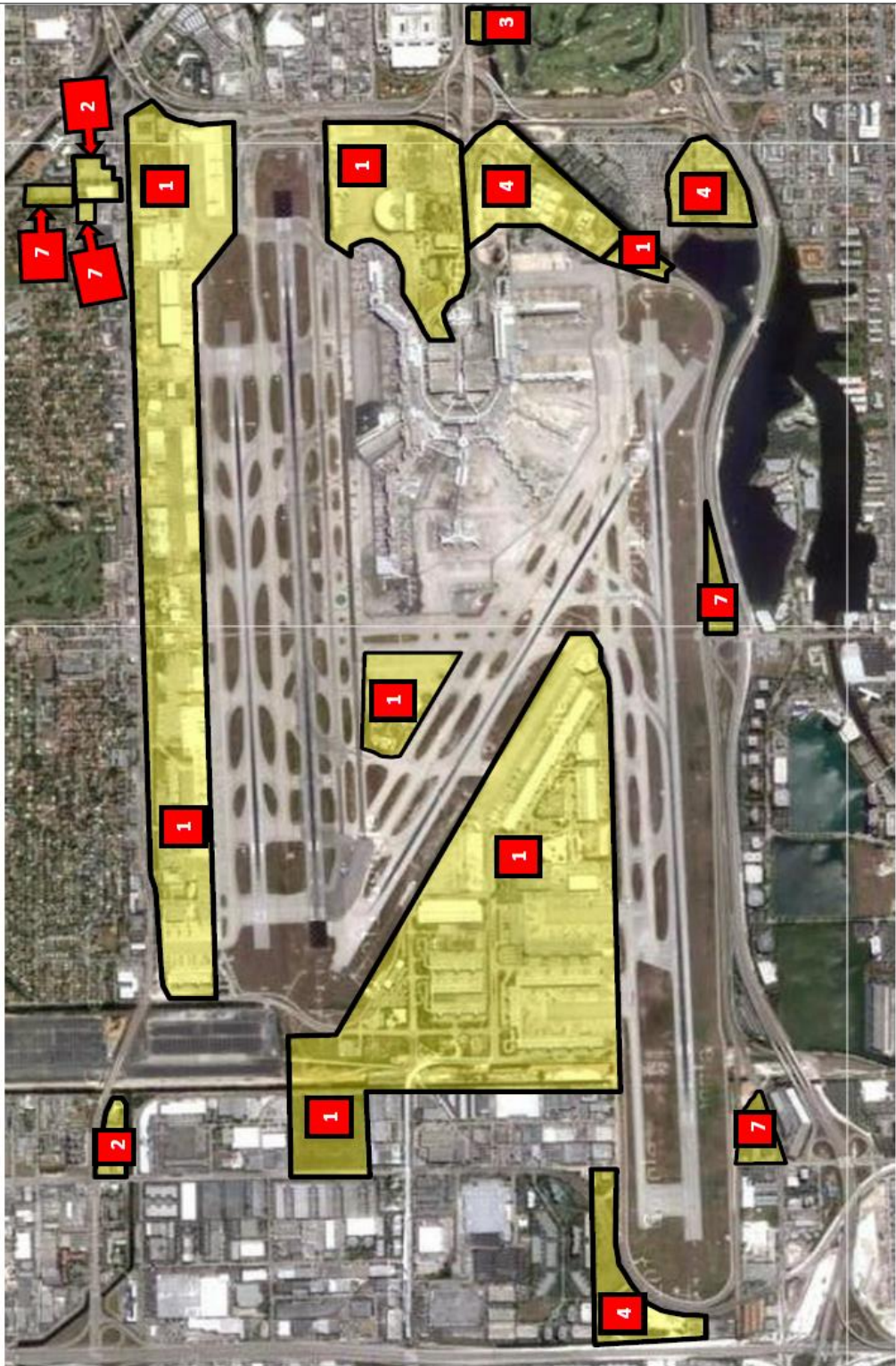
**Full Service**

This includes land rent, janitorial and utilities.

**Footnotes**

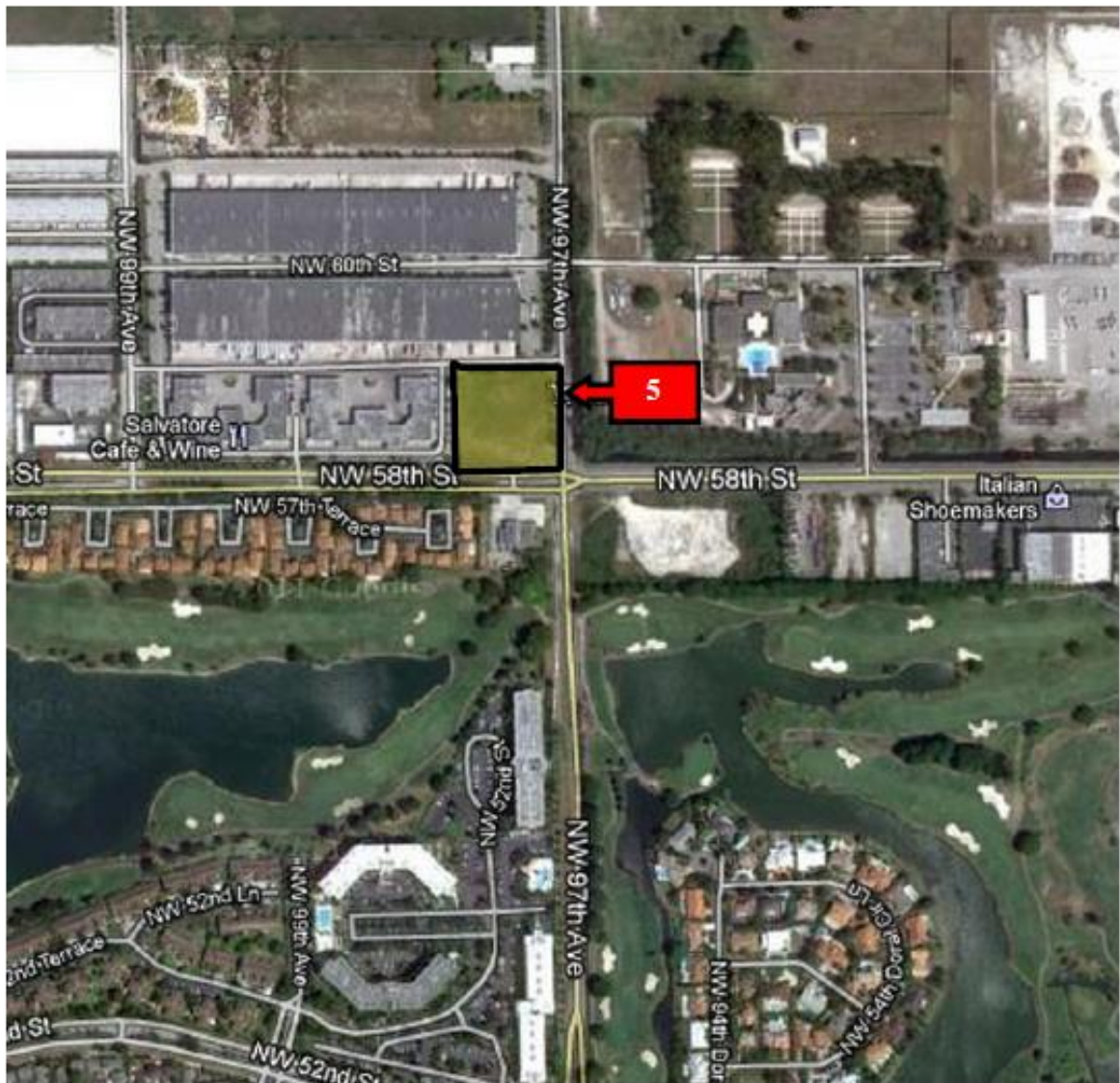
- 1) Non-airline tenants shall pay the said per square foot rate or 3% of all gross revenues produced from providing aircraft maintenance services to others, whichever is greater.  
Airline tenants shall pay 3% of all gross revenues produced from providing aircraft maintenance services to others in addition to the said per square foot rental rates.
- 2) Rent includes land, electricity, and common area janitorial.
- 3) Rent includes land, electricity, water, sewer and common area janitorial.
- 4) Rent per position per month.
- 5) Tenant pays minimum guarantee.
- 6) The rental rate reflects the "As Is" condition of the building. The building has limited fire and electrical systems. (Not used in 2005.)
- 7) Rent includes water, sewer, electricity, and common area janitorial. (Not used in 2005.)
- 8) Rent includes land.
- 9) The rent includes water and sewer. (Not used in 2005.)
- 10) Rates based on approved actual audited construction costs.
- 11) Rent includes common area janitorial, excludes land.
- 12) Additional rent may be applicable to recover costs of 40-year recertification and costs of repairs to comply with life safety codes.
- 13) Rate includes amortization of 40-year recertification and costs of repairs to comply with life safety codes.
- 14) Rate based on competitive bidding
- 15) Appraised rate includes a charge of \$.10 per square foot as a trash removal fee.
- 16) No longer applicable (*was formerly "Rental based on 20-year lease. Adjusted annually on January 1st"*)
- 17) No longer applicable (*was formerly "Hangar is currently unusable and can only be used as aircraft parking until roof repairs are completed."*)
- 18) Includes land rent and janitorial
- 19) Includes common area janitorial
- 20) Includes land rent and janitorial. Utilities are paid by rental car agencies in MIC.
- 21) Tenant pays for all tenant improvements and for utilities

LAND ZONE MAP – ZONES 1, 2, 3, 4 & 7

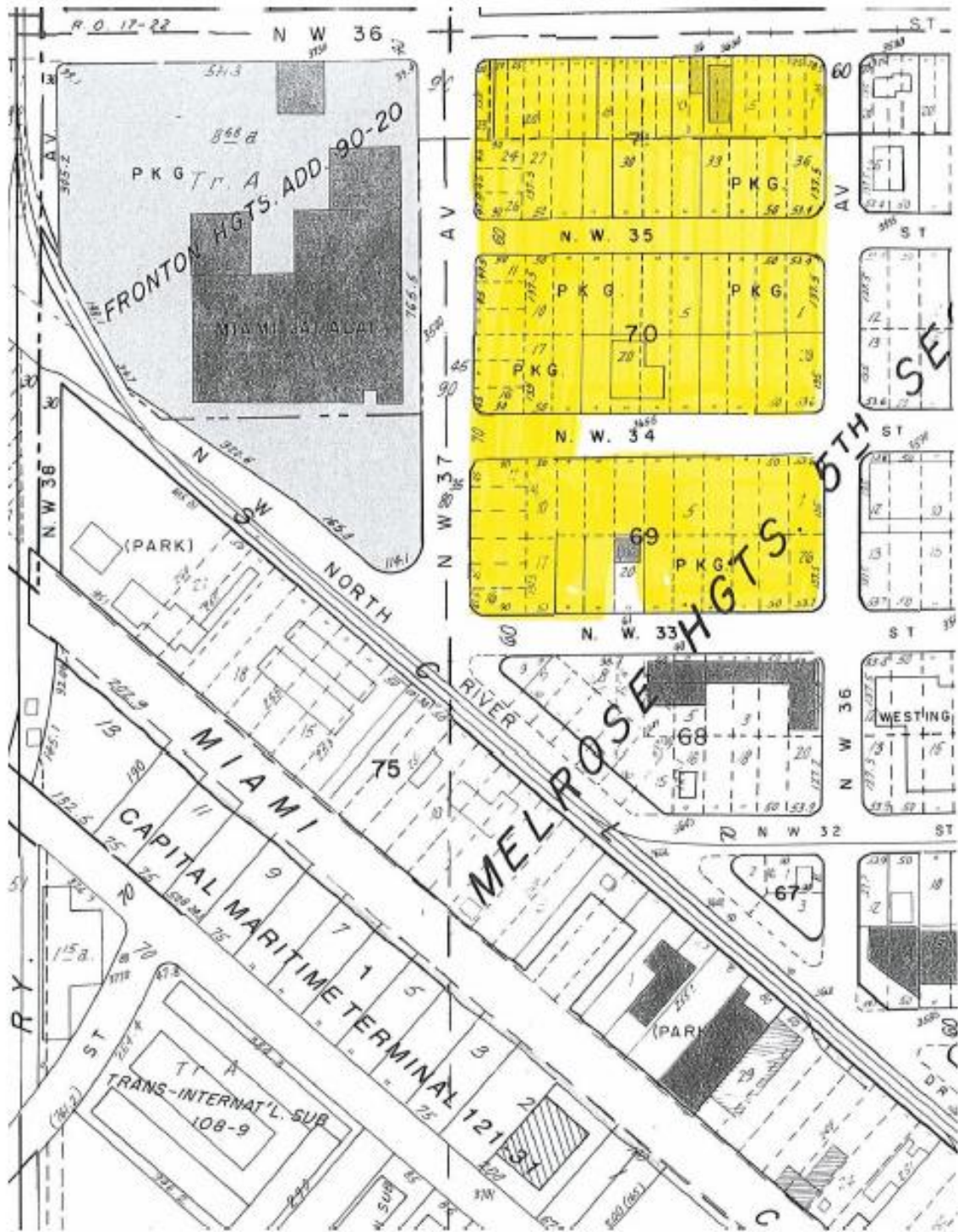




# Land Zone 5



# LAND ZONE MAP - ZONE 6



<b>Opa-Locka Executive Airport 2013 Property Rental Summary</b>			
<b>LAND RENTAL</b>		<b>Rent/Sq.Ft./Year</b>	
		Current	Market Rent
Aeronautical Land		\$0.20	\$0.23
Non-Aviation Land - minimum bid			
Runway 9L Clearzone		\$0.55	\$0.55
Non-Aviation Land		\$1.00	\$1.00
<b>PAVEMENT RENTAL</b>		<b>Rent/Sq.Ft./Year</b>	
		Current	Market Rent
Pavement		\$0.05	\$0.05
<b>Non-Aviation Land</b>		<b>Rent/Sq.Ft./Year</b>	
<b>Lease Number/Tenant</b>		Current	Market Rent
Lease No.	OPF216	\$1.10	\$1.10
Dept. of Corrections			
Lease No.	OPF1519	\$0.90	\$0.90
WASA			
<b>Non-Aviation Buildings</b>		<b>Rent/SF/Year</b>	
		Current	Market Rent
Building	190na	\$4.70	\$4.70
<b>BUILDING RENTAL (1)</b>			
<b>Aviation Tenants</b>		Current	Market Rent
Building	35	\$3.84	\$3.84
Building	39	\$4.13	\$4.13
Building	40E (3)	\$7.95	\$7.95
Building	40C (2)	\$7.65	\$7.65
Building	40W (1)	\$7.78	\$7.78
Building	41E (3)	\$7.65	\$7.65
Building	41C (2)	\$7.65	\$7.65
Building	41W (1)	\$7.65	\$7.65
Building	45	\$5.21	\$5.21
Building	46	\$9.00	\$9.00
Building	47	\$5.33	\$5.33
Building	102	\$0.00	\$0.00
Building	107Office	\$0.00	\$19.00
Building	107Dorm	\$0.00	\$18.50
Building	114	\$4.49	\$4.49
Building	119 r	\$3.58	\$3.58
Building	180	\$2.75	\$2.75
Building	209 r	\$3.75	\$3.75
Building	412	\$1.25	\$1.25
Building	413	\$2.75	\$2.75
Building	418	\$2.75	\$2.75
<b>Note 1: Annual rent/SF excluding land or pavement</b>			
<b>Last Revised</b>		<b>19-Jun-13</b>	
OPF.13			

<b>Kendall-Tamiami Executive Airport 2013 Property Rental Summary</b>			
<b>LAND RENTAL</b>		<b>Rent/Sq.Ft./Year</b>	
		Current	Market Rent
Aeronautical Land		\$0.17	\$0.20
Non-Aviation Land - minimum bid		\$1.20	\$1.20
<b>PAVEMENT RENTAL</b>		<b>Rent/Sq.Ft./Year</b>	
		Current	Market Rent
Pavement		\$0.05	\$0.05
<b>FARM LAND</b>		<b>Rent/Acre/Year</b>	
		Current	Market Rent
Farm Land - minimum bid		\$350	\$350
<b>BUILDING RENTAL</b>		<b>Rent/Sq.Ft./Year</b>	
<b>Aviation Tenants</b>		Current	Market Rent
Building	102	\$3.33	\$3.33
Building	109	\$3.56	\$3.56
	109A	\$2.84	\$2.84
	109B	\$2.84	\$2.84
Building	114	\$3.28	\$3.28
Building	121	\$4.59	\$4.59
Building	123	\$4.53	\$4.53
Building	221	\$3.64	\$3.64
Building	222	\$2.04	\$2.04
Building	247	\$5.10	\$5.10
Building	504	\$4.93	\$4.93
Building	225	\$3.24	\$3.24
Building	226	\$1.24	\$1.24
Building	227	\$3.73	\$3.73
Building	228	\$5.50	\$5.50
Building	229	\$5.18	\$5.18
Building	501	\$7.58	\$7.58
Building (1)	505	\$2.29	\$2.29
Building	507	\$15.00	\$15.00
<b>Note 1: Annual CPI Rental Adjmt Per R-569-05</b>			
<b>Last Revised</b>		<b>6/19/2013</b>	
TMB.13			

<b>Homestead General Aviation Airport 2013 Property Rental Summary</b>			
<b>LAND RENTAL</b>		<b>Rent/Sq.Ft./Year</b>	
		Current	Market Rent
Aeronautical Land		\$0.07	\$0.07
<b>PAVEMENT RENTAL</b>		<b>Rent/Sq.Ft./Year</b>	
		Current	Market Rent
Pavement		\$0.05	\$0.05
<b>FARM LAND</b>		<b>Rent/Acre/Year</b>	
		Current	Market Rent
Farm Land - minimum bid		\$350	\$350
<b>SHADE HANGARS</b>		<b>Rent/Unit/Month</b>	
		Current	Market Rent
Building	13	\$150	\$150
<b>BUILDING RENTAL (1)</b>		<b>Rent/Sq.Ft./Year</b>	
<b>Aviation Tenants</b>		Current	Market Rent
Building	2	\$3.82	\$3.82
Building	3	\$2.65	\$2.65
Building	5	\$3.53	\$3.53
Building	10	\$3.82	\$3.82
Building	14	\$2.65	\$2.65
Building (2)	13	\$1.14	\$1.14
<b>Note 1: Annual rent/SF excluding land or pavement</b>			
<b>Note 2: Annual rent/SF for entire building</b>			
<b>Last Revised</b>		<b>6/19/2013</b>	
X51.13			

**I.O. No.:** 4-122  
**Adopted:** 09/20/2012  
**Effective:** 10/01/2012

MIAMI-DADE COUNTY  
IMPLEMENTING ORDER

VIZCAYA MUSEUM AND GARDENS FEE SCHEDULE

**AUTHORITY:**

The Miami-Dade County Home Rule Charter, including among others, Sections 1.01 and 2.02A.

**SUPERSEDES:**

This Implementing Order (IO) supersedes IO 4-122, ordered ~~September 22, 2011~~ September 20, 2012 and effective ~~October 3, 2011~~ October 1, 2012.

**POLICY:**

This Implementing Order establishes the fee schedule for Vizcaya Museum and Gardens admission, programs and workshops, special events, and for the use of facilities and equipment.

**FEE SCHEDULE:**

Fines and fees shall be assessed and collected by the Vizcaya Museum and Gardens in accordance with the fee schedule attached hereto and made a part hereof.

This Implementing Order is hereby submitted to the Board of County Commissioners of Miami-Dade County, Florida.

Approved by the County Attorney as  
to form and legal sufficiency \_\_\_\_\_

<b>Vizcaya Museum and Gardens Fee Schedule</b>	<b>FY 2012-13</b>	<b>FY 2013-14</b>
<b>Admission <sup>(1)</sup></b>		
General	<del>\$15.00</del>	<u>\$18.00</u>
Senior <sup>(2)</sup>	<del>\$10.00</del>	<u>\$12.00</u>
Visitors using wheelchairs	\$10.00	\$10.00
Student (No reservation)	\$10.00	\$10.00
Child 6-12	\$6.00	\$6.00
Child 5 & Under	0	0
Guidebook (Price includes a 7% tax)	\$3.00	\$3.00
Audio Tour of Main House and Gardens	\$5.00	\$5.00
<u>Daytime Guided Tour (per tour)</u>	0	<u>\$5.00</u>
<b>Group Admission</b>		
Group visit (20+) self-guided visit with reservation	<del>\$10.00</del>	<u>\$12.00</u>
Group visit (20+) with guided tour and reservation	<del>\$15.00</del>	<u>\$20.00</u>
Group visit (20+) with 2 guided tours and reservation	0	<u>\$25.00</u>
Pre-reserved self-guided visit non-refundable deposit (20+)	<del>\$200.00</del>	<u>\$240.00</u>
Group rate with guided tour non-refundable deposit (20+)	<del>\$300.00</del>	<u>\$400.00</u>
Student group rate (10-70) with reservation	\$5.00	\$5.00
<u>School group reservation change fee</u>	0	<u>\$25.00</u>
<u>School group rate (10-70) non-refundable deposit</u>	0	<u>\$50.00</u>
<u>Additional school group chaperones (more than 1 per 10 students)</u>	0	<u>\$10.00</u>
<b>Film and Photo</b>		
Commercial film	\$20,000.00	\$20,000.00
Each hour before 8:30am and 5:30pm-6:30pm	\$1,000.00	\$1,000.00
Commercial still photography	\$2,500.00	\$2,500.00
Each hour before 8:30am and 5:30pm-6:30pm	\$200.00	\$200.00
Personal photography permits (provides entry for up to 6 people)	<del>\$125.00</del>	<u>\$150.00</u>
<b>Garden Ceremonies</b>		
Up to 25 Guests	\$1,500.00	\$1,500.00
Each additional guest between 26 and 50	\$25.00	\$25.00

<b>Vizcaya Museum and Gardens Fee Schedule</b>	<b>FY 2012-13</b>	<b>FY 2013-14</b>
<b>Public Program Fees</b>		
Fees will vary depending on type of program offered (\$5 to \$30 range)		
Highest expense	\$30.00	\$30.00
<del>Medium High Expense</del>	<del>\$25.00</del>	<u>0</u>
<del>Medium Expense</del>	<del>\$15.00</del>	<u>0</u>
<del>Medium Expense</del>	<del>\$10.00</del>	<u>0</u>
Lowest Expense	\$5.00	\$5.00
<b>Special Programs/Workshops</b>		
Fees may vary depending on type of program/workshop offered (\$50 to \$375 range)		
Highest expense	<del>\$200.00</del>	<u>\$375.00</u>
<del>Medium expense</del>	<del>\$100.00</del>	<u>0</u>
Lowest expense	\$50.00	\$50.00
<b>Main House Evening Facility Rental</b>		
Non-Refundable Deposit*	\$5,000.00	\$5,000.00
Security Deposit for Facility Damage or Late Cancellation	\$2,500.00	\$2,500.00
Base rate Mon., Wed., Thurs.	\$7,500.00	\$7,500.00
Base rate Fri., Sat., Sun., & Tues. (when Vizcaya is closed as of January 2011)	\$12,500.00	\$12,500.00
For each additional guest over 125 and up to 500	\$25.00	\$25.00
For each additional guest over 500 and up to 1,000	\$35.00	\$35.00
Each additional guest over 125 for Non-for-Profit agencies (excluding dates on which the Premium Fee for Certain Holidays applies)	\$25.00	\$25.00
3 hr intervals early East Terrace setup from noon-3pm	\$5,000.00	\$5,000.00
Additional 3 hr intervals early East Terrace setup from 9am-12pm, 6am-9am	\$10,000.00	\$10,000.00
Hourly rate for extending an event from 11pm-1am	\$1,500.00	\$1,500.00
Open historic interiors for 2 hours	\$2,500.00	\$2,500.00
Open historic interiors for each hour over initial 2 hours	\$1,200.00	\$1,200.00
Fee per individual Guide for evening facility rental clients	\$200.00	\$200.00
Premium Rental Fee for Certain Holidays*	\$25,000.00	\$25,000.00
Each additional guest over 125 but fewer than 500	\$50.00	\$50.00
Each additional guest over 500 up to the maximum of 1,000	\$75.00	\$75.00
*Note: This fee applies to July 4, New Year's Eve, and any other dates the Vizcaya Trust may define as eligible holidays.		
<b>Miscellaneous Rental Fees</b>		
Police Assistance		
Police Officer, each officer, 1 hour (4 hour minimum), if required	\$100.00	\$100.00



**Vizcaya Museum and Gardens  
Fee Schedule**

	<b>FY 2012-13</b>	<b>FY 2013-14</b>
<b>Catering/Rental Permit Fees</b>		
1-200 guests	\$375.00	\$375.00
201-500 guests	\$525.00	\$525.00
Over 500 guests	\$750.00	\$750.00
<b>Tents and Other Equipment Rental</b>		
20'x80' Tent	0	\$1,400.00
33' x 113' Tent	\$2,200.00	\$2,200.00
33' x 180' Tent	\$3,400.00	\$3,400.00
33' x 113' Clear Tent	\$8,000.00	\$8,000.00
33' x 180' Clear Tent	\$11,000.00	\$11,000.00
20' x 30' Tent for Service Area	\$170.00	\$170.00
Amber Gels for Tents	\$300.00	\$300.00
Water Barrels to Ground Tents	\$10.00	\$10.00
White Water Barrel Covers	\$10.00	\$10.00
Marquee Tent	\$100.00	\$100.00
Decorative Side Panels for Tent 33' x 113'	\$300.00	\$300.00
Decorative Side Panels for Tent 33' x 180'	\$400.00	\$400.00
Note: A 7% sales tax will be added where applicable		
<b>Fee per dumpster required</b>	\$450.00	\$450.00
<b>Fireworks Permit fee for Evening Facility Rental Clients</b>	\$5,000.00	\$5,000.00
<b>Daily Rental of Parking Lot for Vizcaya Related Clients</b>	\$1,000.00	\$1,000.00
<b>Rights and Reproductions</b>		
Black & white photocopies	\$0.25	\$0.25
Color photocopies	\$1.00	\$1.00
Fax per page for transmission of photos & other reproductions	\$1.00	\$1.00
Rush postage & handling fee for photos and reproductions	\$50.00	\$50.00
Non-profit use of images for publication or display	\$50.00	\$50.00
Commercial use of images for publication or display (up to 10,000 copies)	\$100.00	\$100.00
Commercial use of images for publication (more than 10,000 copies)	\$200.00	\$200.00
Print, slide, negative or digital repro from existing image (fee plus cost)	\$20.00	\$20.00
New photography per image (fee plus cost)	\$100.00	\$100.00

(1) Other discounts may be offered as part of promotional activities with approval by the Executive Director.

(2) Vizcaya Museum and Gardens provides complimentary admission to local seniors through the Cultural Affairs Department's Golden Ticket Program and the Library Department's Museum Passport program.

**I.O. No.:** 4-131  
**Ordered:** 05/15/2012  
**Effective:** 05/25/2012

MIAMI-DADE COUNTY  
IMPLEMENTING ORDER

FEE SCHEDULE FOR THE DEPARTMENT OF CULTURAL AFFAIRS

**AUTHORITY:**

Sections 1.01, 2.02A and 5.02 of the Miami-Dade County Home Rule Amendment and Charter.

**SUPERSEDES:**

This Implementing Order supersedes previous Implementing Order 4-131, ordered May 15, 2012 and effective May 25, 2012.

**POLICY:**

This Implementing Order provides a schedule of fees for not-for-profit and for profit organizations interested in using the African Heritage Cultural Arts Center, Joseph Caleb Auditorium, Miami-Dade County Auditorium, and the South Miami-Dade Cultural Arts Center for community and cultural programs and activities.

**PROCEDURE:**

The administration of this Implementing Order is delegated to the Director of the Miami-Dade Department of Cultural Affairs who will be responsible for the collection of fees. Every year, or earlier, if necessary, the Director shall review the fees in terms of market conditions and revenues needed to help meet costs for operating the cultural facilities and recommend changes to the Mayor through this implementing order procedure and/or through the annual budget process.

**FEE SCHEDULE:**

The fee schedule adopted by this Implementing Order is attached hereto and made a part hereof. This official fee schedule is also filed with and subject to the approval of the Board of County Commissioners and on file with the Clerk thereof. Fees charged by the Department of Cultural Affairs shall be the same as those listed in the official fee schedule on file with the Clerk of the County Commission.

This Implementing Order is hereby submitted to the Board of County Commissioners of Miami-Dade County, Florida.

Approved by the County Attorney as  
to form and legal sufficiency \_\_\_\_\_

## Department of Cultural Affairs Fee Schedule

**FACILITY:** SOUTH MIAMI-DADE CULTURAL ARTS CENTER

**ADDRESS:** 10950 SW 211 Street Cutler Bay, FL 33189

**FY 2013-14**

### Mainstage Theater

<u>Non-Profit</u> Performance Rental Tier 1 (Budget \$500,000+)	\$1,500	
<u>Non-Profit</u> Performance Rental Tier 2 (Budget \$250,000+)	\$1,200	
<u>Non-Profit</u> Performance Rental Tier 3 (Budget under \$250,000)	\$900	
Non-Profit Second Show – Same Day	50%	
<u>Non-Profit</u> Monday - Wednesday - Day Rate	\$600	vs. 10% gross ticket sales <u>(the greater of)</u>
Non Performance Rental Tier 1 (Budget \$500,000+)	\$375	/ \$750 (Fri-Sun)
Non Performance Rental Tier 2 (Budget \$250,000+)	\$300	/ \$750 (Fri-Sun)
Non Performance Rental Tier 3 (Budget under \$250,000)	\$250	/ \$750 (Fri-Sun)
Miami Dade County Public Schools	\$600	vs. 10% gross ticket sales <u>(the greater of)</u>
Performance (Commercial)	\$2,500	vs. 10% gross ticket sales <u>(the greater of)</u>
Performance (Commercial) <u>Tuesday - Sunday</u>	\$6,500	
Non Performance Event (Commercial)	\$1,000	
Overtime venue for exceeding 12-hour day	\$200	Hourly
Front of House Staff Fees per show	<u>\$500</u>	
<u>Front of House Fees per show – Second Show on Same Day</u>	<u>50%</u>	<u>of Front of House fees</u>

### Lobby

Reception only rental (non-profit)	\$1,500	<u>Up to 6 hours</u>
Reception only rental (commercial)	\$2,500	<u>Up to 6 hours</u>
Front of House Staff Fees per <u>show/event</u>	\$300	<u>Up to 6 hours</u>
Pre-post show Reception (non-profit)	\$100	per hour
Pre-post show Reception (commercial)	\$200	per hour
Overtime venue fee for exceeding 12:00 Midnight		1½ times all Fees and Charges

### Black Box Theater

<u>Non-Profit</u> Performance Rental Tier 1 (Budget \$500,000+)	\$400	
<u>Non-Profit</u> Performance Rental Tier 2 (Budget \$250,000+)	\$350	
<u>Non-Profit</u> Performance Rental Tier 3 (Budget under \$250,000)	\$300	
<u>Non-Profit</u> Theater weekly rental rate	\$1,000	vs. 10% gross ticket sales <u>(the greater of)</u>
Theater rental (Commercial)	\$500	
Theater rental <u>rate(Commercial) Tuesday - Sunday</u>	\$2,000	vs. 10% gross ticket sales <u>(the greater of)</u>
Front of House Staff Fees per show	<u>\$250</u>	
<u>Front of House Fees per show – Second Show on Same Day</u>	<u>50%</u>	<u>of Front of House fees</u>

## FY 2013-14

Plaza		
Plaza Reception only rental (non-profit)	\$200	per hour
Reception only rental (non-profit)	\$100	per hour
Reception only rental (commercial)	\$400	per hour
Front of House Staff Fees per show	\$300	Up to 6 hours
Pre-post show Reception (non-profit)	\$100	per hour
Pre--post show Reception (commercial)	\$200	per hour

Lab		
<u>Non-Profit</u> Rental – M-F/9:30 am – 4:30 pm	\$15 / hour	<u>3 hr minimum</u>
<u>Non-Profit</u> Rental outside of M-F 9:30 am – 4:30 pm		Up to \$150 per day <u>(10 hr)</u>
Rental commercial - M-F/9:30 am – 4:30 pm	\$30 / hour	<u>3 hr minimum</u>
Rental commercial outside of M-F 9:30 am – 4:30 pm	\$250	Up to <u>10</u> hours
Front of House Staff Fees per show	<u>\$150</u>	
Front of House Fees per show – <u>Second Show on Same Day</u>	<u>50%</u>	<u>of Front of House fees</u>

Rehearsal Studio/Classroom		
<u>Non-Profit</u> Rental – M-F / 9:30 am – 4:30 pm	\$10 / hour	<u>3 hr minimum</u>
<u>Non-Profit</u> Rental outside of M-F 9:30 am – 4:30 pm	\$150	up to \$150 per day <u>(10 hr)</u>
Rental commercial – M-F 9:30 am – 4:30 pm	\$20 / hour	<u>3 hr minimum</u>
Rental commercial outside of M-F hours	\$150	Up to \$150 per day <u>(10 hr)</u>
Front of House Fees per show	<u>\$150</u>	
Front of House Fees per show – Second Show on Same Day	<u>50%</u>	<u>of Front of House fees</u>

Backyard		
	\$150	
Performance Rental Tier 1 (Budget \$500,000+)	\$1,200	
Performance Rental Tier 2 (Budget \$250,000+)	\$800	
Performance Rental Tier 3 (Budget under \$250,000)	\$400	
Back Yard Rental - Commercial	\$1,600	vs. 10% gross ticket sales <u>(the greater of)</u>
Front of House Staff Fees per show	\$500	

Miscellaneous Room Fee		
	\$250 - \$1,000	

Other Fees and Charges		
Recording and Origination fees (Commercial)	\$2,500	
Recording and Origination fees (Non-Profit)	\$1,250	
Holiday Rental (all holidays)	1½ times all Venue, Staff, Fees and Charges	
Insurance	Cost	plus \$150 admin fee
<u>Film Shoot Security Deposit</u>	<u>\$1,500</u>	<u>\$500 additional days</u>
<u>Still Shoot Security Deposit</u>	<u>\$500</u>	
Impact fees (room set up/lighting/Sound/tables/chairs)	\$100 - \$200	per day
Box office credit card transaction fee	4%	
Facility Maintenance Fee	\$1.00	Included in ticket price/per ticket
Online Transaction Fee	\$2.00	per order
Will Call Fee	\$2.00	per order
Phone Order Fee	\$4.00	per order
Subscription Fee	<u>\$5.00</u>	<u>per order</u>
Merchandise sales (per vendor) Soft Goods	20%	
Merchandise sales (per vendor) Hard Goods	<u>10%</u>	

**FY 2013-14**

Merchandise sales (Seller)	\$60	Up to 4 hours
Corkage Fee	TBD	
Management of contracted services	8%	
House/Event Manager	Prevailing rate	
Police & Paramedic (contracted) / off duty	Prevailing rate	
Stagehands	Prevailing rate	
Ushers / ticket takers (contracted)	Prevailing rate	
Risers / Platforms / Step Units	\$10	each
Podium - Wood	<u>\$50</u>	<u>each</u>
Podiums - Plexiglass	\$150	each
Marley dance floor	\$150/day	\$450 / week
Concert Grand (9ft)	\$500	\$1,250 / week
Baby Grand Concert Piano (7ft)	\$250	750
Piano tuning	Market rate	plus 8%
Orchestra Package (Includes Shell and Wenger Chairs)	\$550	per day
Music Stands	\$1.00	each
Orchestra Chairs	\$1.00	each
Music Lights	\$1.00	each
Wireless Mics	Market rate	
Orchestra Shell (only)	\$350	
Follow spots (Operator not included)	\$75/ day	\$225 / week
Hazer	\$75/ day	\$225 / week
Fog Machine	\$50 / day	\$150 / week
<u>Monitors (Audio)</u>	<u>\$50</u>	<u>after (2) two at no charge</u>
<u>Portable Audio System</u>	<u>\$50</u>	
<u>A/V Projector Long Throw</u>	<u>\$750</u>	<u>Up to 6 hours</u>
<u>A/V Projector Long Throw – Additional Hours</u>	<u>\$75</u>	<u>per hour</u>
<u>A/V Projector Short Throw</u>	<u>\$350</u>	<u>Up to 6 hours</u>
<u>A/V Projector Short Throw – Additional Hours</u>	<u>\$35</u>	<u>per hour</u>
<u>Video Monitor</u>	<u>\$50</u>	
<u>Tables 6 FT / 8 FT Rectangular or 30' Round</u>	<u>\$10</u>	
<u>Tablecloths - Black</u>	<u>\$5</u>	
<u>Chairs</u>	<u>\$1.00</u>	
<u>Internet Connection – Standard DSL</u>	<u>\$30</u>	<u>Per day plus \$150 admin fee</u>
<u>Shore Power</u>	<u>TBD</u>	

FACILITY: AFRICAN HERITAGE CULTURAL ARTS CENTER

ADDRESS: 6161 NW 22nd Avenue Miami, FL 33142

Fees are not inclusive  
of applicable taxes or Labor**FY 2013- 14****Music Building**

Performances - base rental	\$275	for 3 hours
Small Practice Rooms	\$17	per hour

**Theater Building**

Theatrical Events - base rental	\$275	for 3 hours
Non-Theatrical Events - base rental	\$193	for 3 hours

**Parking Lot**

Space rental	Terms to be negotiated by Department Director on a case-by-case basis, contingent upon the number of spaces and the duration of the term	
--------------	---	--

**Fees and Charges**

Additional hour (rental)	\$100	per hour
Rehearsals	\$140	for 2 hours
Rehearsal (additional hours)	\$28	per hour
Tech rehearsal	\$28	per hour
Stage set-up	\$150	each
Clean-up, room set-up, or strike fees	\$75	each
Strike time (additional hours)	\$28	per hour
Usage fees (Podium, Microphone, etc.)	\$28	each
Security Guard	\$100	for 4 hours
Fiber Optic Curtain	\$112	each
Smart Lights	\$56	per show
Chair Set-up	\$56	

**Gallery**

Exhibit	\$275	per week
Co-Sponsor Exhibit Event	\$25	weekly or 20% of gross profits, whichever is greater
Non-exhibit Event	\$150	for 3 hours
Installation Fees	\$100	
Restoration Fees	\$125	
Program/Printing Fees	\$350	for 250 flyers, booklets, etc.

**Dance Building** (for rehearsal/workshop) \$140 for 2 hours**Courtyard Area** (for performances) \$275 for 3 hours**Park Grounds** (for performances) \$500 for 6 hours**Studio/Trailers** \$35 for 2 hours**Arts Programs**

After School Arts Program	\$28	weekly
Summer Arts Academy	\$50	weekly
Spring / Winter Arts Academy	\$45	weekly
Arts Instructional Services (for adults & seniors classes)	\$28	per class, subject to prevailing rates
Transportation	\$35	monthly

## Events Vending Fees

\$35 per vendor

- NOTES:** After School Arts Program offers a 10% discount to enroll on an eight-week basis  
Summer Arts Academy offers a 10% discount to enroll for the entire summer (10 weeks)  
Fees are not inclusive of applicable taxes  
Department Director has the authority to apply discounts to fees

**FACILITY:** JOSEPH CALEB AUDITORIUM  
**ADDRESS:** 5400 NW 22nd Avenue Miami, FL 33142

Fees are not inclusive  
of applicable taxes or Labor

## FY 2013-14

**Auditorium**

Base Rental (Non-profit)	\$495	
Base Rental (Commercial)	\$800	
Load-in / Set-up (Non-Profit)	\$225	
Load-in / Set-up (Commercial)	\$350	
Additional hours (Non-Profit)	\$150	per hour
Additional hours (Commercial)	\$200	per hour

**Lobby**

Lobby Rental	\$325	
--------------	-------	--

**Fees and Charges**

Ticket surcharge per person	\$1	
Ticket printing fee	\$0.25	per ticket
Security Guards	\$380	4 guards for 4 hours
Follow Spot	\$25	each
Moving Lights	\$60	each (4 or more - 15% disc.)
Projector	\$100	
Microphone(s)	\$10	
Wireless Microphones	\$25	
Lavaliere Microphones	\$35	
Podium	\$25	each
Drum Kit	\$75	
Stage Monitor(s)	\$20	
Riser(s)	\$10	each
Baby Grand Piano	Market Rate	
Table (8ft)	\$15	
Vendor Table (One Table & Two Chairs)	\$25	each
Dressing Rooms	\$75	
Stagehands	Prevailing Rate	
Recording and Origination fees	\$100	
Box office transaction fee	3%	of ticket sales

**NOTES:** Fees are not inclusive of applicable taxes  
 Department Director has the authority to apply discounts to fees



**FACILITY:** MIAMI-DADE COUNTY AUDITORIUM  
**ADDRESS:** 2901 West Flagler Street Miami, FL 33135

Fees are not inclusive  
of applicable taxes or Labor

**FY 2013-14****Auditorium**

Ticketed event base rental	\$1000 + 10%	of gross ticket sales
Ticketed event base rental (legal holidays)	\$1500 + 10%	of gross ticket sales
Ticketed event surcharge	\$3	per person
Non-Ticketed event base rental	\$1,980	per performance
Non-Ticketed event base rental (legal holidays)	\$2,970	per performance
Non-Ticketed event surcharge	\$1	per person

**On Stage Black Box**

Base rental	\$1,000	per performance
-------------	---------	-----------------

**Lobby**

Base rental (Monday-Wednesday)	\$500	per day
Base rental (Thursday-Sunday)	\$1,500	per day

**Parking Lot**

Space rental	Terms to be negotiated by Department Director on a case-by-case basis, contingent upon the number of spaces and the duration of the term	
--------------	--	--

**Fees and Charges**

Load-in / Set-up base rental (non-performance)	\$990	per day
Recording and origination base rental	\$2,200	per performance
Box office transaction fee	3%	of ticket sales
Ticket printing fee	\$0.30	per ticket
Merchandise sales	\$250 or 20%	total sales per vendor
Concert sound system	\$1,500	per performance
P.A. sound system	\$750	per performance
Projection equipment	\$500	per performance
TV power hook-up	\$500	per day
Lamp usage	\$100	per performance
Follow spots	\$75	per performance
Moving lights (each single fixture)	\$75	per performance
Moving lights (all fixtures)	\$750	per performance
Cyclorama	\$75	per performance
Hazer	\$75	per performance
Management of contracted services	8%	per event
Front of house manager	\$150	per performance
Police & paramedic (contracted)	Prevailing rate	
Stagehands	Prevailing rate	
Ushers / ticket takers (contracted)	Prevailing rate	
Cleaning	\$400	per performance
Risers	\$15	each
Podiums	\$25	each
Marley dance floor	\$250	per performance
Yamaha concert piano (6ft)	\$450	per day
Steinway concert grand (9ft)	Market rate	
Piano tuning	Prevailing rate	

**NOTES:** Fees are not inclusive of applicable taxes  
Department Director has the authority to apply discounts to fees

**I. O. No.:** 4-123  
**Ordered:** ~~10/07/08~~  
**Effective:** ~~10/17/08~~

MIAMI-DADE COUNTY  
IMPLEMENTING ORDER

MIAMI-DADE COUNTY FIRE PREVENTION FEE SCHEDULE

**AUTHORITY:**

Section 5.02 of the Miami-Dade County Charter, Section 2-182(a), Section 14-53(f), Section 14-53.1, and Section 30-388 of the Miami-Dade County Code.

**SUPERSEDES:**

This Implementing Order supersedes previous Implementing Order 4-123 pertaining to fees related to fire inspections, plans review activities, and the establishment of emergency vehicle zones.

**POLICY:**

This Implementing Order pertains to fees charged by the Miami-Dade County Fire Rescue Department related to fire life safety inspections, new construction inspections, fire plans review, and establishment of emergency vehicle zones, Fire life safety inspections and plans review and the establishment of approved emergency vehicle zones are essential to protect the public health, safety and welfare in the jurisdiction. The schedule of fees is intended to pay for the cost of providing the services. Section 14-53 of the Miami-Dade County Code mandates that the fees for the permits shall be placed in a separate account and that the fees are to be used exclusively for fire prevention activities by the jurisdiction. No application, permit, certificate, or receipt shall be issued until the appropriate fee is paid.

**PROCEDURE:**

Administration of this implementing order is delegated to the Director of the Miami-Dade County Fire Rescue Department, who shall be responsible for the collection of fees and the delivery of required services pursuant to Miami-Dade County Code, Chapter 14, Articles I through III in general and Section 14-53 specifically relating to fire prevention. The following fees shall be in effect through September 30, 2015. The rates shall be adjusted on October 1, 2015 and every two years subsequently to keep pace with the Consumer Price Index – All (CPI-U) for Miami/Fort Lauderdale rate of inflation, Adjustment shall be the sum of the actual two previous positive fiscal years' CPI-U Miami/Fort Lauderdale rates rounded to the nearest \$1.00 increment.

Every year, or earlier, if need be, the Director shall review all fees and recommend necessary changes to the County through this Implementing Order procedure.

This Implementing Order is hereby submitted to the Board of County Commissioners of Miami-Dade County, Florida.

Approved by the County Attorney as  
to form and legal sufficiency \_\_\_\_\_

<b>MIAMI-DADE COUNTY FIRE PREVENTION FEE SCHEDULE</b>
---

1. **Work Done Without Permit:** When work for which a permit is required is commenced prior to the obtaining of a permit, the permit applicant shall be required to pay a double permit fee.
2. **Occupying a Commercial Building Without Fire Department Approval:**  
This will result in a fine of ~~\$138.00~~ \$151.80 per occurrence and ~~\$138.00~~ \$151.80 per day thereafter until the fire department approval is obtained or building is vacated.
3. **Preliminary Inspection Fees:**  
If a preliminary inspection is requested, a fee of ~~70.00~~ \$77.00 will be assessed per inspection for buildings less than 5,000 square feet.  
For buildings over 5,000 square feet, a fee of ~~404.00~~ \$114.40 per inspector per hour will be required.
4. **Up Front Processing Fee:**  
When the building permit application is received, the applicant shall pay an "up-front" processing fee equal to approximately 30% of the cost of a new permit. This processing fee is not refundable but shall be credited toward the final permit fee. Approximately  
30% of cost  
of new permit
5. **Review of Non-applicable Plans:** 14.30 ~~13.00~~  
Review of plans to determine if they require further review for life safety.
6. **New Building or Additions:**
  - A. For each 100 square feet or fractional part of floor area up to 20,000 square feet. 3.05 ~~2.75~~  
(Minimum fee of ~~404.00~~ \$114.40).
  - For each additional 100 square feet or fractional part of floor area thereafter. 1.10 ~~1.00~~
  - B. Except for buildings for storage and industrial uses of the Groups E and F occupancies as defined in the Florida Building Code, the fee shall be:
    - For each 100 square feet or fractional part of floor area up to 20,000 square feet. 6.60 ~~6.00~~
    - For each additional 100 square feet or fractional part of floor area thereafter. 2.20 ~~2.00~~
  - C. Except for greenhouses and buildings for agricultural uses (non-residential) when located

on the premises so used, screen enclosures and trailer additions:

For each 100 square feet or fractional part of floor area. 1.10 ~~1.00~~

7. **Other New Commercial Construction:**

(Water towers, pylons, bulk storage-tank foundations, seawalls, bulkheads, unusual limited-use buildings, freestanding rigid canopies, marquees and similar construction.)

(Minimum fee of \$114.40 ~~104.00~~).

For each \$1,000.00 of estimated cost or fractional 2.20 ~~2.00~~

8. **Alterations and Repairs to Buildings and Other Structures:**

Up to \$1,000.00 of estimated cost or fractional part.

(Minimum fee of \$114.40 ~~104.00~~).

9.90 ~~9.00~~

For each additional \$1,000.00 of estimated cost or fractional part thereof.

2.20 ~~2.00~~

9. **Revised Plans Processing Fees:**

A. Minor plan revisions up to one half hour work shall be subject to a minimum fee of \$77.00 ~~70.00~~.

B. Major plan revisions requiring over one half hour of work shall be subject to a fee of 50 percent of the original fee up to a maximum of \$660.00 ~~600.00~~ and a minimum fee of \$114.40 ~~104.00~~.

C. Subsequent revisions of zoning hearing application and/or land subdivision projects shall be subject to a flat fee of \$79.75 ~~72.50~~ per revision.

10. **Lost Plan Fees:**

When plans for new buildings and additions are lost by the owner or contractor, a recertification fee will be required to review, stamp, and approve a new set of plans as a field copy. Such fees shall be based on 30 percent of the original building permit fee, with a minimum fee of \$77.00 ~~70.00~~.

11. **Life Safety Inspection for Temporary Certificate of Occupancy Fee:**

This fee will be charged for the life safety inspection leading to the issuance of a Temporary Certificate of Occupancy (TCO). An inspection fee of \$77.00 ~~70.00~~ for the first hour (or any part thereof) of inspection and \$77.00 ~~70.00~~ per hour (or any part thereof) for each additional hour.

12. **Minimum Fees for Plan Review and Inspection for Building Permit:**

Minimum fee for all permits is applicable to all items in this Section. This fee includes fire plans review and one life safety inspection request.

114.40 ~~104.00~~

	Partial life safety inspection for building permit	<u>121.00</u> <del>140.00</del>
13.	<b>Life Safety Re-inspections and Partial Inspections for Certificate of Occupancy Fees:</b>	<u>151.80</u> <del>138.00</del>
	A re-inspection is required for the following reasons:	
	1) Occupancy failed the C.O. inspection for one or more violations.	
	2) An incorrect address was given resulting in no inspection.	
	3) Occupancy is not ready for final inspection.	
	4) No contractor or unable to gain access on inspector's arrival.	
	5) No approved plans on-site at time of inspection.	
	6) Previous violations were not corrected.	
	A partial inspection fee is charged for each inspection request following one initial inspection request when the inspection is for a portion of the building that had not been previously requested for inspection.	
14.	<b>Fire Alarm Plan Review, Acceptance Test and Inspection/Recertification:</b>	
	This fee includes fire plan review and one life safety inspection request.	
	1 to 6 devices	<u>165.00</u> <del>150.00</del>
	6 to 100 devices	<u>275.00</u> <del>250.00</del>
	Each device over 100	<u>1.55</u> <del>1.40</del>
15.	<b>Re-inspection Fire Safety Systems (i.e. Fire Alarm, Sprinklers, Smoke Control, etc.):</b>	
	First re-inspection	<u>77.00</u> <del>70.00</del>
	Second re-inspection	<u>77.00</u> <del>70.00</del>
	Third or more re-inspections	<u>151.80</u> <del>138.00</del>
16.	<b>Smoke Control Systems Test and Inspection:</b>	<u>275.00</u> <del>250.00</del>
17.	<b>Fire Well (On-Site System) Test and Inspection:</b>	<u>275.00</u> <del>250.00</del>
18.	<b>Fire Suppression System Plan Review, Test and Inspection/Recertification Each Request:</b>	
	Acceptance test up to 20 heads	<u>192.50</u> <del>175.00</del>
	Acceptance test 21 to 49 heads	<u>275.00</u> <del>250.00</del>
	Acceptance test over 49 heads, per additional head	<u>.44</u> <del>.40</del>
19.	<b>Rough Inspection of Fire Suppression Systems Each Request:</b>	<u>252.00</u> <del>240.00</del>
	(Inclusive of underground, flush, pressure test, and location).	
	Rough inspection 21 to 49 heads	<u>252.00</u> <del>240.00</del>
	Rough inspection over 49 heads, per additional head	<u>.48</u> <del>.40</del>
20.	<b>Retrofit of Automatic Sprinklers:</b>	
	Retrofit of backflow preventers (WASD Ordinance) inspection and review (subject to approved ordinance by Board of County Commissioners).	<u>77.00</u> <del>70.00</del>

21. **Standpipes Test and Inspection/Recertification:** 275.00 ~~250.00~~
22. **Fire Pumps Test and Inspection/Recertification:** 275.00 ~~250.00~~
23. **Hydrant Use Permits:**  
 Construction meters (fixed site). 114.40 ~~104.00~~  
 Each use.  
  
 Construction meters (floating use such as pest control, lawn spraying, etc.) 192.50 ~~175.00~~  
 (Fees are annual and per meter)
24. **Hydrant Flow Test:** 275.00 ~~250.00~~
25. **Special Request Inspections:**  
 When requested shall be charged at a rate of \$114.40 ~~104.00~~ per hour per inspector with a minimum of four hours in addition to the applicable inspection or reinspection fee.
26. **Lock Box:** 82.50 ~~75.00~~  
 Entrance feature for fire department access to gated communities.
27. **Collection Fee:**  
 The permit holder or person receiving County services will be responsible for collection fees associated with any uncollected County fees.
28. **Fee Refund (pending adoption by BCC for all permitting agencies) for No Rework:**  
 Effective January 1, 2001, a 15 percent refund will be given to all plan submissions that require no rework.
29. **Refunds:**  
 The fees charged pursuant to Implementing Administrative Order 4-123 may be refunded by the Fire Chief or his/her designee.
- A. No refunds shall be made on requests involving:
1. Permit fees of \$114.40 ~~104.00~~ or less.
  2. Permits revoked by the Building Official under authority granted by the South Florida Building Code, permits cancelled by court order, or conditional permits.
  3. Permits which have expired.
  4. Permits under which work has commenced as evidenced by any recorded inspection having been made by a fire inspector.
  5. When there is a change of contractor.
- B. A refund less \$114.40 ~~104.00~~ or 50 percent of the permit fee, whichever is greater, rounded to the nearest dollar, shall be granted to a permit holder who requests a refund provided that all of the following are met and with approval of the Authority having jurisdiction.

1. The Department receives a written request from the permit holder prior to the permit expiration date.
2. The permit holder submits with such request the applicant's validated copy of such permit.
3. No work has commenced under such permit as evidenced by any recorded inspection.

30. **Appeals Fee:**

Administrative fees to be paid by appellant upon filing an appeal with the Fire Prevention and Safety Appeals Board.

110.00 ~~100.00~~

The Department funds and operates this board that is mandated by law. The fee is assessed to cover administrative expenses including but not limited to court reporters and legal transcripts.

31. **Flammable, Combustible, Hazardous Materials and/or Processes:**

Occupancies storing, handling, or using flammable, combustible, hazardous materials and/or processes shall be assessed an additional fee of one half the inspection or permit fee.

32. **Life Safety Permit Re-inspection Fee:**

For more than one re-inspection, a fee of one half of the original permit fee will be charged for inspections of existing occupancies to determine compliance with adopted fire codes. See applicable occupancy fee schedule for permissible occupancies. Maximum of \$247.50 ~~225.00~~ per reinspection.

Appointment not kept by permittee will be charged one quarter of the original permit fee.

33. **Zoning/Certificate of Use/Occupational Licensing Inspection Fee:**

For any occupancy not requiring a life safety permit a fee of \$71.50 ~~65.00~~ shall be charged for inspections of existing occupancies to determine compliance with adopted fire codes. See applicable life safety inspections fee schedule for permissible occupancies.

34. **Requests for Inspection and non-permit required occupancy inspections:**

A fee will be assessed for those inspections requested for commercial reasons such as attorneys for legal work, business speculations, governmental law requirements, etc. Requests for inspections that do not result in a life safety permit must be paid before the inspection will be conducted. A fee of \$71.50 ~~65.00~~ per inspector, per hour (minimum 1 hour), will be charged.

Requests for inspection and other inspections in non-permit required occupancies will be charged at the same rate as the applicable occupancy type.

35. **Technical Professional Services:**

A fee shall be assessed for technical professional services requiring research, preliminary plans review, expedited plan review, zoning

hearing applications, land subdivision projects, or review of engineered life safety plans. Expedited plan review fees shall be in addition to the applicable plan review fee.

First hour or portion thereof	<u>209.00</u> <del>190.00</del>
Each additional hour or portion thereof	<u>71.50</u> <del>65.00</del>

36. **Tents (Circus, Carnival, etc.), Membrane Structures, and Other Covered Structures:**

A. Use of structure(s) for outdoor assembly and exhibitions as per following fee schedule. 30 Days or Change of Use.

Outdoor Assembly Occupancies:

50 to 300 Persons	<u>71.50</u> <del>65.00</del>
301 to 1,000 Persons	<u>104.50</u> <del>95.00</del>
Over 1,000 Persons	<u>137.50</u> <del>125.00</del>

B. All other uses over 400 square feet and/or any size tent using hazardous material processes or open flame.	<u>71.50</u> <del>65.00</del>
---	-------------------------------

37. **Sparkler Sales:**

Sale of sparklers requires submittal of completed application package including site plan. 30 Days.	<u>137.50</u> <del>125.00</del>
---	---------------------------------

38. **Fireworks - Public Display; Shooter's Certification:**

Public display of fireworks must be under the direction of a qualified person certified by the department as a fireworks "shooter". Each use.	<u>209.00</u> <del>190.00</del>
---	---------------------------------

Shooters certification requires an applicant to apply in person to determine compliance with state regulations. Annual certifications.	<u>137.50</u> <del>125.00</del>
--	---------------------------------

Use permit for class C fireworks purchasers	<u>110.00</u> <del>100.00</del>
---	---------------------------------

Pyrotechnic display	<u>110.00</u> <del>100.00</del>
---------------------	---------------------------------

39. **Open Burning Permits:**

As defined by Miami-Dade Fire Rescue Department's Open Burning/Bonfire Regulations and Operating Procedures. The authority vested in the Fire Chief by Florida Statute 125.01, sections 4.01 and 4.02 of the Miami-Dade County Charter, Chapter 14 Code of Miami-Dade County, NFPA 1:16.16(3). State Department of Environmental Regulation, Chapter 17-5. Florida Forestry, Chapters 590, 17-5, 512 F.S.S.

Single Site Burning. 30 Days:

Land clearing (up to 5 cells)	<u>104.50</u> <del>95.00</del>
Each additional cell	<u>35.20</u> <del>32.00</del>

Agricultural. Annual Only:

Multiple site burning (6 sites)	<u>346.50</u> <del>315.00</del>
---------------------------------	---------------------------------



This is an annual fee for unlimited burning at multiple sites.

**For all permits listed below:**

**Initial and annual renewal permits shall be prorated according to the number of months remaining between the month of date of permit issuance and the month of annual renewal.**

40	<b>Duplicate or certified copy of Life Safety Permit</b>	
	Each	5.00
<hr/>		
41	<b>Airport Terminal Building:</b>	
	<u>A structure used primarily for air passenger enplaning or deplaning, including ticket sales, flight information, baggage handling, and other necessary functions in connection with air transport operations. This term includes any extensions and satellite buildings used for passenger handling or aircraft flight service functions. Aircraft loading walkways and "mobile lounges" are excluded. Annual.</u>	
	Per gross square Ft.	0.04
<hr/>		
42.	<b>Apartments and Condominiums:</b>	
	An apartment building having three or more living units with independent cooking and bathroom facilities. Annual. Hazard fee inclusive.	
	Up to 2 stories, with no more than 11 units per building	<u>35.20</u> <del>32.00</del>
	2 stories with more than 11 units	<u>55.00</u> <del>50.00</del>
	3 to 5 stories, per building	<u>55.00</u> <del>50.00</del>
	6 to 7 stories, per building	<u>86.90</u> <del>79.00</del>
	8 stories and above, per building	<u>144.10</u> <del>131.00</del>
	Plus per unit	<u>1.45</u> <del>1.30</del>
	Maximum total fee	<u>577.50</u> <del>525.00</del>
43.	<b>Assemblies:</b>	
	Maintenance, operation or use of any occupancy for public assembly. As per NFPA 101. Annual.	
	50 to 99 Persons	<u>104.50</u> <del>95.00</del>
	100 to 300 Persons	<u>137.50</u> <del>125.00</del>
	301 to 1,000 Persons	<u>173.80</u> <del>158.00</del>
	1,001 to 10,000 Persons	<u>346.50</u> <del>315.00</del>
	Over 10,000 Persons	<u>486.20</u> <del>442.00</del>
44.	<b>Assisted Living Facilities:</b>	
	All facilities licensed to operate as assisted living facilities. As per NFPA Life Safety Code 101. Annual.	
	1 to 16 Persons (Small Facilities)	<u>115.50</u> <del>105.00</del>

Hazard fee inclusive.

Over 16 Persons (Large Facilities) 144.10 ~~131.00~~  
Hazard fee if applicable.

Each additional licensed client over 16 persons 1.50 ~~1.30~~

NOTE: As part of the permitting process, if validation of the evacuation capabilities becomes necessary by fire drill, an additional fee per fire drill will be assessed equivalent to the permit fee.

45. **Automobile Wrecking Yards, Junk Yards:**  
Annual. Hazard fee inclusive. 137.50 ~~125.00~~

46. **Business Occupancies:**  
For the transaction of business for keeping of accounts and records and similar purposes.

0 to 1,500 square feet 27.50 ~~25.00~~

1,501 to 3,000 square feet 55.00 ~~50.00~~

3,001 to 5,000 square feet 71.50 ~~65.00~~

5,001 to 10,000 square feet 115.50 ~~105.00~~

10,001 to 50,000 square feet 144.10 ~~131.00~~

50,001 to 100,000 square feet 202.40 ~~184.00~~

100,001 to 150,000 square feet 254.10 ~~231.00~~

150,001 to 200,000 square feet 317.90 ~~289.00~~

Over 200,000 square feet 375.10 ~~341.00~~

Common Areas:

Up to 2 floors 55.00 ~~50.00~~

Each additional floor 27.50 ~~25.00~~

47. **Day Care Centers and Nursery Schools:**  
All facilities licensed to operate as day care or nursery school. Annual. Hazard fee inclusive.

3 to 6 Clients 81.70 ~~47.00~~

7 to 12 Clients 74.80 ~~68.00~~

Over 12 Clients 110.00 ~~100.00~~

Each additional licensed client over 12. 1.65 ~~1.50~~

48. **Detention/Corrections Facilities:**  
Annual. Hazard fee inclusive. 550.00 ~~500.00~~

49. **Educational Facilities:**  
All occupancies operating as educational facilities in grades K-12.

Annual. Hazard fee inclusive.

Minimum 74.80 ~~68.00~~

Additional fee per enrolled student 1.65 ~~1.50~~

	Maximum total	<u>767.80</u> <del>698.00</del>
50.	<b>Emergency Vehicle Zone:</b> For establishment (one-time fee). For modifications as requested.	<u>209.00</u> <del>190.00</del> <u>35.20</u> <del>32.00</del>
51.	<b>Explosives, Ammunition and Blasting Agents:</b> Manufacturing, keeping, storage, and sale of explosives, ammunition and blasting agents. Annual. Hazard fee inclusive.	<u>275.00</u> <del>250.00</del>
52.	<b>Fuel Terminals:</b> Storage, handling, or dispensing of flammable or combustible liquids at fuel terminals. Annual. Hazard fee inclusive.	
	Up to ten tanks	<u>346.50</u> <del>315.00</del>
	<b>Fumigation and Insect Fogging:</b> Fumigation or thermal insecticidal fogging which is dangerous, noxious, or poisonous to life or health of human beings, or which constitutes a fire hazard. Per structure, per application.	<u>49.50</u> <del>45.00</del>
53.	<b>Hospitals:</b> All facilities licensed to operate as hospitals. Annual. Hazard fee inclusive.	
	Up to 100 Beds	<u>550.00</u> <del>500.00</del>
	Each additional bed	<u>1.40</u> <del>1.25</del>
	Maximum total <u>1,100.00</u> <del>1,000.00</del>	
54.	<b>Hotels, Motels, Dormitories, and Lodging and Rooming Houses:</b> Each building having up to 50 units under the same management in which there are sleeping accommodations, with or without meals. Annual.	<u>137.50</u> <del>125.00</del>
	Each additional unit over 50.	<u>1.40</u> <del>1.25</del>
55.	<b>Industrial/Manufacturing Occupancies:</b> All buildings or structures primarily used for industrial or manufacturing purposes, including Dry cleaning operations.	
	0 to 1,000 square feet	<u>71.50</u> <del>65.00</del>
	1,001 to 5,000 square feet	<u>104.50</u> <del>95.00</del>
	5,001 to 10,000 square feet	<u>144.10</u> <del>131.00</del>
	10,001 to 50,000 square feet	<u>220.00</u> <del>200.00</del>
	50,001 to 200,000 square feet	<u>289.30</u> <del>263.00</del>
	Over 200,000 square feet	<u>364.10</u> <del>331.00</del>
56.	<b>Malls (Covered):</b> Annual.	

	Up to 100,000 square feet	<u>220.00</u> <del>200.00</del>
	Over 100,000 square feet	<u>346.50</u> <del>315.00</del>
57.	<b>Marinas:</b> All structures or facilities used for the launching and berthing of watercraft. Annual.	<u>137.50</u> <del>125.00</del>
	Plus per slip fee over 25	<u>1.40</u> <del>1.25</del>
58.	<b>Mobile Home and Recreational Vehicle Parks:</b> 1 to 100 sites	<u>104.50</u> <del>95.00</del>
	Over 100 sites <del>an</del> additional \$1.25 per site	<u>1.40</u>
59.	<b>NFPA 704 Placarding:</b> All occupancies requiring placarding shall be assessed a one-time fee for up to two placards.	<u>55.00</u> <del>50.00</del>
	Per additional placard	<u>27.50</u> <del>25.00</del>
	For replacement or revision per placard	<u>14.30</u> <del>13.00</del>
60.	<b>Nursing Homes:</b> All facilities licensed to operate as nursing homes. Annual. Hazard fee inclusive.	
	Up to 100 Beds	<u>231.00</u> <del>210.00</del>
	Each additional bed	<u>1.45</u> <del>1.30</del>
	Maximum total	<u>1,016.40</u> <del>924.00</del>
61.	<b>Other Residential Facilities:</b> All other residential facilities. Annual.	
	1 to 16 Persons (Small Facilities)	<u>74.80</u> <del>68.00</del>
	Over 16 Persons (Large Facilities)	<u>110.00</u> <del>100.00</del>
	Each additional licensed person over 16 Persons	<u>1.45</u> <del>1.30</del>
62.	<b>Retail, Wholesale, Mercantile Occupancies (Including Open Air):</b> For display, retail, and wholesale merchandising. Annual.	
	0 to 1,000 square feet	<u>27.50</u> <del>25.00</del>
	1,001 to 3,000 square feet	<u>55.00</u> <del>50.00</del>
	3,001 to 5,000 square feet	<u>87.00</u> <del>79.00</del>
	5,001 to 10,000 square feet	<u>115.50</u> <del>105.00</del>
	10,001 to 25,000 square feet	<u>163.80</u> <del>158.00</del>
	25,001 to 50,000 square feet	<u>231.10</u> <del>210.00</del>
	50,001 to 100,000 square feet	<u>289.30</u> <del>263.00</del>
	Over 100,000 square feet	<u>346.50</u> <del>315.00</del>
	Common Areas	<u>74.80</u> <del>68.00</del>
63.	<b>Special Request Fire/Life Safety Presentation:</b> Presentations during normal working hours: \$ <u>27.50</u> <del>25.00</del> per hour/per person plus 25% administrative fees	

Presentations after hours:

~~\$27.50~~ ~~25.00~~ per hour/per person plus 25% administrative fees

64. **Storage Occupancies:**

Buildings or structures used primarily for storage and similar purposes.

0 to 1,000 square feet	<del>71.50</del> <del>65.00</del>
1,001 to 5,000 square feet	<del>104.50</del> <del>95.00</del>
5,001 to 10,000 square feet	<del>137.50</del> <del>125.00</del>
10,001 to 25,000 square feet	<del>165.50</del> <del>150.00</del>
25,001 to 50,000 square feet	<del>220.00</del> <del>200.00</del>
50,001 to 100,000 square feet	<del>275.00</del> <del>250.00</del>
100,001 to 200,000 square feet	<del>330.00</del> <del>300.00</del>
Over 200,000 square feet	<del>385.00</del> <del>350.00</del>

I.O. No.: 4-42  
Ordered: 07/03/2012  
Effective: 07/13/2012

MIAMI-DADE COUNTY  
IMPLEMENTING ORDER

FEE SCHEDULE FOR ~~THE DEPARTMENT OF~~ REGULATORY AND ECONOMIC  
RESOURCES  
(ENVIRONMENTAL RESOURCES MANAGEMENT SERVICES)

**AUTHORITY:**

The Miami-Dade County Home Rule Charter including among others Sections 1.01 and 2.02A, Chapter 24 of the Code of Miami-Dade County, Chapter 403 of the Florida Statutes, and Chapter 62 of the Florida Administrative Code.

**SUPERSEDES:**

This Implementing Order (IO) supersedes IO 4-42, ordered ~~February 2, 2010~~ July 03, 2012 and effective ~~February 12, 2010~~ July 13, 2012.

**POLICY:**

This Implementing Order establishes a schedule of fees to cover the cost of processing permits, reviewing plans, and establishes procedures for providing other services.

**PROCEDURE:**

The Director of the Department of Regulatory and Economic Resources shall be responsible for the collection of fees, accounting of revenue and delivery of services delineated in this Implementing Order.

**FEE SCHEDULE:**

The fee schedule adopted by this Implementing Order is attached hereto and made a part hereof.

This Implementing Order is hereby submitted to the Board of County Commissioners of Miami-Dade County, Florida.

Approved by the County Attorney as  
to form and legal sufficiency \_\_\_\_\_

**MIAMI-DADE COUNTY**  
**REGULATORY AND ECONOMIC RESOURCES**  
**DEPARTMENT**

**Environmental Resources Management**

**FEE SCHEDULE**

**Effective: ~~July 13, 2012~~October 01, 2013**

## MIAMI-DADE COUNTY REGULATORY AND ECONOMIC RESOURCES

### INDEX

<b><u>Plan Review Fees</u></b>	<b><u>Page</u></b>
I. Water Supply Facilities	1-2
II. RER Permitted Sewage Treatment Facilities	2-4
III. Building Permit Processing	4-5
IV. Environmental Impact Reviews	6
V. Variances, Appeals, Extensions of Time	6-8
VI. Water Management and Natural Resources Permits	8-17
VII. Tree Removal Permits	17-21
VIII. Endangered Land Tax Exemption	21
IX. Industrial Waste Plan Reviews	21-22
X. Pollution Control Review Fees	22-25
XI. Solid Waste Site Plan and Construction Permits Review	25-26
XII. Air Pollution Facility Plan Reviews	26-27
XIII. Storage Tank Plan Review	27
XIV. Petroleum Plan Review	27
XV. Miscellaneous Reviews	28-29
XVI. After-the-Fact Plan Reviews	29
XVII. Revisions of Previously Approved Plans	29
XVIII. Revisions of Second Resubmittals	29
 <b><u>Operating Permits</u></b>	
I. RER Package Potable Water Treatment Plants	30
II. RER Package Sewage Treatment Plants	30
III. Sewage Pump Stations	30
IV. Grease Traps	<u>30</u>



V.	Private Gravity Sewers	31
VI.	Water Utilities	31
VII.	Sewer Utilities	31
VIII.	Resource Recovery and Management (Solid Waste) Disposal Facilities	31-36
IX.	Industrial Waste 2 - Reclaim Systems	36
X.	Industrial Waste 3 - Pretreatment	36
XI.	Industrial Waste Pretreatment - (IWP)	37
XII.	Industrial Waste 4 - Ground Discharges	37
XIII.	Hazardous Materials Storage and Transportation	37
XIV.	Industrial Waste 5 - Hazardous Materials/- Waste Users/Generators	38-40
XV.	Industrial Waste 6 - Non-Residential Uses in Wellfield Areas	40
XVI.	Risk Based Corrective Action (RBCA) Closure	40
XVII.	Agricultural Waste 2	41
XVIII.	Agricultural Waste 3	41
XIX.	Agricultural Waste 4	41
XX.	Agricultural Waste 6	42
XXI.	Air Emissions	42-43
XXII.	Enforcement of Covenant Provisions	44
XXIII.	Boat Docking & Boat Storage Facilities	44
XXIV.	After-the-Fact Permits	44
XXV.	Performance Based Operating Permit	44-45
XXVI.	Previous Year's Unpaid Permit Fees	45
XXVII.	Recovery of Administrative Costs	45
XXVIII.	One-Time Two-Year Permit Extension Pursuant to Ordinance No. 10-14	46

|

**MIAMI-DADE COUNTY**  
**REGULATORY AND ECONOMIC RESOURCES DEPARTMENT**  
**FEE SCHEDULE**  
**EFFECTIVE ~~OCTOBER 01, 2013~~ JULY 13, 2012**

**PLAN REVIEW FEES**

**I. Water Supply Facilities**

- A. Community Water Supply (twenty-five or more persons within their property limits), Review of Construction Drawings
- |   |   |
|---|---|
| <u>Estimated Cost of Project Construction</u> |   |
| \$0 to \$5,000                                | \$275   |
| \$5,001 to \$10,000                           | \$340   |
| \$10,001 to \$130,000                         | \$265   |
|   | + \$5 per \$1,000<br>of cost in excess<br>of \$10,000 |
| Over \$130,000                                | \$940   |
- B. Non-Community Water Supply
- |                         |       |
|-------------------------|-------|
| 1. 25 persons or less   | \$380 |
| 2. More than 25 persons | \$440 |
- C. Well Construction Permits (South Florida Water Management District)
- |  |       |
|--|-------|
| 1. Public supply wells less than 6" in diameter        | \$125 |
| 2. Public supply well 6" or more in diameter           | \$110 |
| 3. Non public supply wells 6" or more in diameter      | \$55  |
| 4. Agricultural use wells (general permit application) | \$105 |
- D. Water Main Extension Review
- |                          |  |
|--------------------------|--|
| 1. Land based:           |  |
| Gravity or force mains - |  |
| Less than 500 feet       | \$115                                      |
| 500 feet or more         | \$115                                      |
|                          | + \$0.14 per foot<br>in excess of 500 feet |
- E. Potable Water Well Sampling (sample collection by RER)
- |  |      |
|--|------|
| 1. Bacteriological test (total & fecal coliform analyses)      | \$50 |
| 2. Physical/Chemical test (iron, color, turbidity and pH)      | \$60 |
| 3. Bacteriological and Physical/Chemical Test<br>(1 & 2 above) | \$80 |

F.	Homeowner's Water Supply for dissolved Lead (sample collection by owner)	\$50
----	---	------

## II. RER - Permitted Sewage Treatment Facilities

A.	New Interim Sewage Treatment Facilities Review of Construction Drawings	\$1,150
B.	Modification to Sewage Treatment Facility	
	Project cost <sup>1</sup>	
	\$0 - \$5,000	\$240
	\$5,001 - \$10,000	\$520
	\$10,001 - \$130,000	\$520
		+ \$4 per 1000 of cost in excess of \$10,000
	Over \$130,000	\$1,000
C.	Sewer Main Extension Review of Construction Drawings	
	1. Land based:	
	Gravity or force mains -	\$390
	Lift stations	\$250
	2. Marinas:	
	Less than 50 slips	\$85
	50 slips or more	\$160
	3. DEP Construction Permit for delegated domestic wastewater collection/transmission system Based on Equivalent Dwelling Units (EDU's), where 1 EDU=3.5 persons.	
	a. Domestic wastewater collection/transmission system serving 10 or more EDU's	\$500
	b. Domestic wastewater collection/transmission system serving less than 10 EDU's	\$300
	c. Revisions to existing permits <5 years	\$250

<sup>1</sup> Fees may vary slightly, if prior to issuance, the estimated costs of the project have changed from the estimate made when the permit application was submitted

## D. Sewer Capacity Certification

## Sewer Capacity Certification (Allocation)

a. Single Family and Duplex Residential – up to 5 building sites	\$90 + \$10 per additional building site
b. Commercial (including multi-family residential other than Duplex)	\$120 + \$10 per additional building site
Recertification of Existing Letter	\$35 /ERU (ERU = 350 GPD)
Preliminary review	\$70
Bank Letter	\$80

## E. DEP Delegated Domestic Wastewater Facilities

## 1. Preliminary Design Report Reviews for Type II and Type III domestic wastewater facilities, as defined in Rule 62-600.200, F.A.C.

	Type II	Type III
a. Treatment plant with or without reuse/disposal system	\$ 3,750	\$ 1,200
b. Reuse/land application system and associated Transmission/distribution facilities, when applied for Separately from the treatment facility	\$ 3,750	\$ 1,200

2. **Minor revisions**, as defined in Rule 62-620.200, F.A.C. to wastewater permits for delegated domestic wastewater facilities.

a. Type II facility	\$ 300
b. Type III facility	\$ 100

3. **Substantial revisions**, as defined in Rule 62-620.200, F.A.C., to wastewater permits for delegated domestic wastewater facilities shall require a new wastewater permit application and applicable fee. The applicable application fee shall be:

- For substantial revisions resulting from substantial modifications to the facility which require an antidegradation determination, as specified in Rule 62-4.242, F.A.C., or which increase the permitted capacity of the treatment, reuse, or disposal system, the preliminary design report fee specified in paragraph E(1) above.
- For substantial revisions resulting from substantial modifications to a delegated facility, which do not require an antidegradation

determination as specified in Rule 62-4.242, F.A.C., and which do not increase the permitted capacity of the treatment, reuse, or disposal system, fifty (50) percent of the preliminary design report fee specified in E(1) above.

- c. For substantial revisions not associated with substantial modifications to the delegated facility, twenty (20) percent of the applicable application fee specified in Section II(E) (1) of this fee schedule.

### III. Building Permit Processing

Application Fee (paid upon submission of plans and deducted from total processing fee upon completion of review)	\$80
A. Single Family and Duplex Residential	
1. Septic tanks	\$70
2. Potable well	\$70
3. Public Water service or Sanitary sewer service, first application	\$60
Each additional application in request	\$15
4. Minimum review (interior modifications, additions, etc.)	\$80
B. Commercial (including multi-family residential other than duplex):	
1. Gravity septic tanks	\$160
2. Dosing systems	\$290
3. Commercial sewer service	\$70
	+ \$1/1000 sq. ft. of building area
4. Multi-family sewer service	\$70
	+ \$0.25/residential unit
5. Commercial water service	\$70
	+ \$1/1000 sq. ft. of building area
6. Multi-family water connections	\$70
	+ \$0.25/residential unit
7. Minimum review	\$90
C. Tree Review	per building site \$5

D.	Plan Extension of Time	50% of the originally assessed review fee in addition to original fee
E.	Certificate of Occupancy/Use	
	1. Review	\$75
	2. Inspection within Basic Wellfield Protection Area	\$100
F.	Certificate of Completion Review	\$50
G.	Plat, Waiver of Plat (original submission)	\$210
H.	Plat Extension of Time	\$60
I.	Plat Revision	\$60
J.	Review of Recordable Document (covenant)	\$50
	Or <u>Misc. Reviews</u> (fences, prefab sheds < 300 sq ft, doors/windows, shutters, conc pads & emergency generators)	
K.	Release of Recordable Document (covenant, estoppel, unity of title)	\$160
L.	Flood Plain Review	
	1. Residential	\$85
	2. Commercial	\$100
M.	Optional Plan Review (OPR)	
	1. Single Discipline Review	\$75
	2. Multiple Discipline Review	\$200
N.	Plan review of commercial, industrial, or residential construction plans, engineering data, or associated information, requiring:	
	a. Minor review	\$120
	b. Major review	\$280
O.	Wetland review of commercial, industrial, or residential construction plans, requiring:	
	a. Minor review	\$100
	b. Major review	\$250
P.	Coastal review of commercial, industrial, or residential construction plans, requiring:	
	a. Minor review	\$80
	b. Major review	\$190
Q.	NFC and EEL Property Reviews	\$180

**IV. Environmental Impact Reviews**

A.	Zoning Requests	\$250
B.	DIC Requests	\$920
C.	Comprehensive Development Master Plan (CDMP) Amendment	\$920
D.	Lake Excavation, Lakefill & Landfill Plan Review	\$230

**V. Preparation of Materials for Variances, Appeals, and Extensions of Time to the Environmental Quality Control Board (EQCB)**

A.	Land Uses Utilizing Septic Tank & Public Water Supply	
1.	Residential:	
	Within wellfield	\$560/Unit
	Outside wellfield	\$430/Unit
2.	Commercial/Industrial:	
	Within wellfield	\$1,125
		\$110
		if use generates a liquid waste other than domestic sewage; + \$75 if use exceeds allowable sewage loading; + \$75 if property is within a feasible distance to public sanitary sewer
	Outside wellfield	\$990
		\$110
		if use generates a liquid waste other than domestic sewage; + \$75 if use exceeds allowable sewage loading; + \$75 if property is within a feasible distance to public sanitary sewer
B.	Land Uses Utilizing Septic Tank & On-Site Water Supply Well	
1.	Residential:	
	Within wellfield	\$600/Unit

	Outside wellfield	\$530/Unit
2.	Commercial/Industrial: Within wellfield	\$1,290 \$110 if use generates a liquid waste other than domestic sewage; + \$75 if use exceeds allowable sewage loading; + \$75 if property is within feasible distance to public sanitary sewer and/or a public water main
	Outside wellfield	\$1,150 \$110 if use generates a liquid waste other than domestic sewage; + \$75 if use exceeds allowable sewage loading; + \$75 if property is within a feasible distance to public sanitary sewer and/or a public water main
C.	Wellfield Protection  Requirements (use of hazardous materials, generation of hazardous waste, sewage loading, drainage facilities)	\$1,290
D.	Flood criteria and Other Finished Floor Elevation Requirements	
	1. Residential	\$660 per unit
	2. Commercial	\$1,150 per unit
E.	Sewage Treatment Plant	\$1,125
F.	Exotic Species Variance	\$690
G.	Variances or Extensions of Time Regarding Single Family Coastal Construction Requirements	\$320
H.	Appeals of Decision of the Director	\$660
I.	Continuances Requested by Applicant	\$265



J.	Appeals, Variances, or Extensions of Time Concerning a Miami-Dade County Stormwater Utility Bill, Residential Single Family	\$45 per home Unit
K.	Appeals, Variances, or Extensions of Time Concerning a Miami-Dade County Stormwater Utility Bill, per Residential Multi-family Property or Account:	
	1. 2 - 10 units per property or account	\$70
	2. 11 - 50 units per property or account	\$200
	3. 51 or more units per property or account	\$400
L.	Appeals, Variances, or Extensions of Time Concerning a Miami-Dade County Stormwater Utility Bill, per Nonresidential Property	\$265
M.	Variances or extensions of time for compliance for existing single family residences or duplex residences that having abutting public water or sanitary sewer mains seek to continue to be served by an on-site drinking water supply well or a septic tank	\$200
N.	Other Variances, or Extensions of Time	\$1,150
<b>VI.</b>	<b>Water Management and Natural Resources Permits</b>	
A.	Biological Assessment Requiring Field Inspection <sup>2</sup>	
	1. Single family	\$400 (for each non-contiguous parcel)
	2. Multi-family, commercial or agricultural	\$795 (for each non-contiguous parcel)
	3. Other (those requesting establishment of an additional wetlands management line) shall be added to the fees above	\$690
	4. Repeat Assessment Requiring Field Inspection	\$265
B.	Class I Permit (coastal construction work in tidal waters and coastal wetlands)	Fee based on estimated and cost of project for which permit is required

<sup>2</sup> If recipient of a biological assessment applies for Class I or Class IV Permit and the assessment remains valid, a \$265 credit for single family application and \$530 credit for multi-family application shall be given.

1. <u>Construction Cost</u>	<u>Application Fee</u>	<u>Permitting Fee</u> <sup>1</sup>
\$0-\$2,499	\$250	\$205 Short Form \$375 Standard Form
\$2,500 - \$4,999	\$425	\$205 Short Form or \$375 Standard Form
\$5,000 - \$9,999	\$470	\$375 Short Form or \$555 Standard Form
\$10,000 - \$19,999	\$470 plus \$23 for each thousand dollars of con- struction cost above \$10,000	\$470 Short Form or \$625 Standard Form plus \$25 for each thousand dollars of construction cost above \$10,000
\$20,000 - \$74,999	\$470 plus \$25 for each thousand dollars of con- struction cost above \$10,000	\$470 Short Form or \$625 Standard Form plus \$25 for each thousand dollars of construction cost above \$10,000
\$75,000 - \$1,000,000	\$470 plus \$25 for each thousand dollars of con- struction cost above \$10,000	\$470 Short Form or \$625 Standard Form plus \$28 for each thousand dollars of dollars of construction cost above \$10,000
Over \$1,000,000	\$28,750	\$28,750

In the event that short form is forwarded to the County Commission for approval, an additional fee of \$175 shall be collected from the applicant.

If after County Commission approval is given, the applicant modifies his project or proposes additional work beyond the original boundaries or scope of the project, an additional application fee for the new work shall be assessed according to the Class I Permit fee schedule above.

Covenant Recording

\$200 plus actual recording fee

2. Review for Expedited Administrative Authorizations

a. Replacement of seawall caps	\$75
b. Replacement of tie rods	\$75
c. Riprap placement inspection	\$170
d. Scientific, water quality or geotechnical sampling and testing	\$ 220

<sup>1</sup> Fees may vary slightly if, prior to issuance, the estimated costs of the project have changed from the estimate made when the permit application was submitted.

- e. Motion picture, television, photo or other media productions      \$ 220
- f. Exotic vegetation removal or treatment      \$ 220
- g. Work in wetlands to restrict property access  
    \$ 220
- 3. Permit modification review      \$10% of initial fee or \$200,  
    whichever is greater
- 4. Permit extension review      25% of permit fee or \$1,000  
    whichever is less
- 5. Permit transfer review      \$175
- 6. Variance for prohibited fixed and floating structures      \$1,240

## C. Mangrove Trimming

<u>Size of Area To be Trimmed</u>	<u>Application Fee</u>	<u>Permit Fee</u>
Less than 1000 sq. ft.	\$225	\$225 Short Form or \$370 Standard Form
1000 - 5000 sq. ft.	\$530	\$530 Short Form or \$675 Standard Form
5001- 10,000 sq. ft.	\$1,280	\$1,280 Short Form or \$1,425 Standard Form
10,001 - 100,000 sq. ft.	\$1,280 plus \$225 for each additional 10,000 sq. ft.	\$1,280 Short Form or \$1,425 Standard Form plus \$225 for each additional 10,000 sq. ft.
Over 100,000 sq. ft.	\$3,305	\$3,305 Short Form or \$3,435 Standard Form

Certification of Professional Mangrove Trimmers  
by Miami-Dade County biennially      \$305

Registration of Professional Mangrove Trimmers  
not Certified by Miami-Dade County annually      \$760

- D. 1. Class II (discharge to surface water) & Class III  
(work in canal right-of-way) Class VI surface  
water management for projects zoned other  
than residential)

Permit Application Fee -

Estimated cost of project construction	
\$0 - \$2,499	\$215
\$2,500 or more	\$490
<u>Permit Fee -</u>	
Estimated cost of project construction	
\$0 - \$1,000	\$330
\$1,001- \$50,000	\$355
	plus \$55 per \$1,000 of estimated cost in excess of \$1,000
Over \$50,000 plus \$35 per \$1,000 of estimated cost in excess of \$50,000	\$2,500
2. Initial environmental assessment	\$375 plus \$30 per acre of project area
3. Special project review/drainage plan evaluation (qualitative & quantitative Assessment)	\$400 plus \$40 per acre of project area
4. Environmental review of commercial, industrial, or residential drainage plans	
a. Minor review	\$140
b. Major review	\$210
5. Drainage well permit review	\$200/well
6. Surface Water Management/ Environmental Resources Permit	Per South Florida Water Management District (SFWMD) Fee Schedule Plus \$80 for Plan Review
7. Permit extension review (Class II, III, and VI)	25% of permit fee or \$1,000, whichever is less
8. Permit Transfer (Class II, III, & VI)	\$175
9. Cut and Fill permit application	\$490
10. Permit modification review 10% of combined permits and application fee or \$200, whichever is greater (Class II, III, & VI)	
11. Amount of Contribution to the Miami-Dade County Stormwater Compensation Trust Fund as an alternative means of providing equivalent stormwater management within the same basin in lieu of	

implementing the Cut and Fill criteria on properties located within the North Trail Basin, Bird Drive Basin and Basin B, all located in Miami-Dade County.

The owner of a parcel of land located in a special drainage basin, defined as the Bird Drive Basin, North Trail Basin, or Basin B, all located within Miami-Dade County, and which **1.** has continuously contained four and one-half (4.5) or less acres of gross area since September 30, 1997; and **2.** is subject to the Cut and Fill criteria set forth in Sections 24-58.1, 24-58.2 and 24-58.3 of the Code of Miami-Dade County; may to the Miami-Dade County Stormwater Compensation Trust Fund as an alternative means of providing equivalent stormwater management within the same basin in lieu of implementing the Cut and Fill criteria on the parcel of land itself.

The above-referenced contribution by the property owner shall be computed according to the following formula.

a. State Certified Property Appraised value as determined within the time period commencing one hundred and twenty (120) days prior to the date of contribution.

\$ \_\_\_\_\_

b. Percent to be paid into the Stormwater Compensation Trust Fund

\* \_\_\_\_\_ %

Total to be paid: (a) x (b) =

\$ \_\_\_\_\_

\*The following are the percentages applicable to each basin:

Basin	% Dry Retention
North Trail Basin	33.25
Bird Drive Basin	38.0
Basin B	39.0

The above percentages may be modified depending upon site-specific land use and topographical conditions applicable to each project, together with an engineering report in support of the percentage modification. Any proposed modifications to the above-referenced percentages shall be substantiated by an engineering report submitted to RER by the applicant. The proposed percentages, when applied in the above formula, shall provide stormwater management equivalency to the stormwater management set forth in the Cut and Fill criteria established for the specific basin.

RER shall determine if the proposed modification meets the stormwater management equivalency aforesaid based upon the engineering report prepared by a registered professional engineer licensed in the State of Florida. The burden shall be upon the applicant to prove that the proposed modification meets the aforesaid stormwater management equivalency standard.

No plat or waiver of plat shall be approved until the amount of contribution computed pursuant to the formula above has been paid to Miami-Dade County, and said fee shall be based upon the current appraised value as determined by a State Certified Property Appraiser within the time period commencing one hundred and twenty (120) days prior to the date of contribution.

E. Class IV Permit (work in freshwater wetlands)

1. Review for Expedited Administrative Authorizations

a. Scientific, water quality or geotechnical sampling and testing	\$ 220
b. Motion picture, television, photo or other media productions	\$ 220
c. Exotic vegetation removal or treatment	\$ 220
d. Work in wetlands to restrict property access	\$ 220

2. Filling

	<u>Size</u>	<u>Application Fee</u>	<u>Permit Fee</u>
a. Short Form	<0.5 acres	\$490	\$490
	0.5-1.5 acres	\$610	\$530
	>1.5-15.0 acres	\$200/acre (\$715 min.)	\$150/acre (\$635 min.)
In Environmental Protection Areas	<1.0 acres	\$2,250	\$675
b. Standard Form	>10 acres	\$ 225 /acre to max. of \$9,120	\$185 /acre to max of \$7,600
		In Environmental Protection Areas	\$225/acre (\$1,140 min.)

3. Rockmining/lake excavations (for each individual lake)

	<u>Size</u>	<u>Application Fee</u>	<u>Permit Fee</u>
a. Short Form	0.5 acre or less	\$455	\$455
	0.6 - 5 acres	\$610	\$490
	5.1 - 50.0 acres	\$530	\$490
	+ /acre >5 acres	\$115	+ \$150 /acre to max. of

			\$7,600
	50.1 - 160 acres	\$5,700 + \$30 /acre > 50 acres	\$7,600
	161.1 - 320 acres	\$9,050 + \$16 /acre >160 acres	\$7,600
	>320 acres	\$11,575	\$7,600
b. Standard Form	0.5 acre or less	\$610	\$455
	0.6 - 5 acres	\$760	\$490
	5.1 - 50.0 Acres	\$760 + \$145 /acre >5 acres	\$490 + \$150 /acre to max. of \$7,600
	50.1 - 160 acres	\$ 7,215 + \$30 /acre >50 acres	\$7,600
	161.1 - 320 acres	\$10,600 + \$16 /acre >160 acres	\$7,600
	>320 acres	\$13,100	\$7,600

4. Lake excavations in conjunction with filling<sup>3</sup>

	0.5 acres or less	\$530	\$530
	More than 0.5 - 1.5 acres	\$910	\$610
	More than 1.5 - 5.0 acres	\$1,325	\$760
	Over 5.0 acres	\$265 /acre to max. of \$9,125	\$190 /acre to max. of \$7,600

## 5. Rockplowing, Agriculture

	<u>Size</u>	<u>Application Fee</u>	<u>Permit Fee</u>
a. Short Form	1 acre or less	\$455	\$455
	1.1-5 acres	\$565	\$530
	Over 5 acres	\$610 + \$150 per acre	\$530 + \$115 per acre
b. Standard		\$190	\$150

<sup>3</sup> For the purpose of this fee schedule, the maximum size of any individual lake or lake excavation and associated filling is 640 acres. Any lake excavation or lake and associated filling beyond 640 acres will be assessed as a separate application and permit fee pursuant to the above schedule.

Form	/acre to max. of \$8,375	/acre max. of \$6,085
6. Roads		
a. 1 or 2 lanes (natural grade)	\$375 +\$1.15 /ft. to max. of \$4,570	\$375 + \$1.15 /ft. to max. of \$3,035
b. 1 or 2 lanes (above natural grade)	\$375 + 1.30 /ft. to max. of \$4,570	\$375 + \$1.30 /ft. to max. of \$4,570
c. Greater than 2 lanes	\$375 +\$1.60 /ft. to max. of \$6,875	\$375 + \$1.60 /ft. to max. of \$6,875
7. Permit renewal, minor revision, or transfer:		
a. Permit modification review 10% of combined permits and application fee or \$200, whichever is greater.		
b. Permit extension review 25% of permit fee or \$1,000, whichever is less.		
c. Permit transfer review \$175		
8. Covenant Recording \$200 plus actual recording fee		
9. Other work		
Fee shall be based upon cost of construction as per Class I Permit fee schedule.		
10. Work in wetland basins: Mitigation schedule for Bird Drive and North Trail Basins		<u>Mitigation Contribution</u> Per acre of impact 1995 - \$28,480 1996 - \$29,704 1997 - \$30,981 1998 - \$32,361 1999 - \$33,741 2008 - \$45,984 2009 - \$47,823 2010 - \$49,736 2011 - \$51,725 2012 - \$53,794



F.	Application for Processing Water Control Property Rights	
		<u>Fee</u>
	1. Release of canal reservation	\$690 + \$125 per each 100 ft. of canal frontage
	2. Quit claim of easement and all other changes	\$850 per case
	3. Processing and issuance of letter of agreement for use of canal reservations and easements	\$350 + \$70 per each 330 ft. of canal frontage
	4. Review of permits for fences within canal reservations and easements	\$80
G.	De-watering Permit	
	6 days or less	\$520
	7 to 30 days	\$635
	31 days to 90 days	\$980
H.	Processing of County and Federal Flood Criteria	
	1. Waiver of Miami-Dade County flood criteria <b>(less than 2 acres; Plan Review Section)</b>	
	a. Residential	\$300
	b. Commercial	\$475
	2. Waiver of Miami-Dade County flood criteria <b>(2 acres or more; Water Control Section)</b>	
	a. Residential	\$260 plus \$50/acre
	b. Commercial/Industrial	\$460 plus \$50/acre
	3. Grading Review	
	a. Residential per building site	\$45
	4. Review of structures in Flood Zone X with finished floor below grade	\$260
	5. Flood proofing:	
	a. General Reviews	\$500
	b. Elevator Pit Reviews	\$220

6.	Letter of Map Revision (LOMR) review single structure	\$260 + \$15 for each additional lot
7.	Conditional LOMR review	
	a. Multiple lots - up to 5 lots	\$260
	b. Over 5 lots	\$260 + \$15 for each additional lot
8.	100-year calculation	\$105
9.	100-year calculation with major review	\$200
10.	Plan review establishing substantial improvement	
	a. Residential	\$105
	b. Commercial	\$190
11.	Flood zone inquiry	\$65
12.	Processing of elevation certificate	\$60
13.	Processing of Tie Beam elevation certificate	\$50
14.	Binding letter for setting elevation requirements	
	a. Minor plan review	\$100
	b. Major plan review	\$200
15.	Floodplain Construction Inspection	
	a. Re-inspection, after 1 <sup>st</sup> failed inspection	\$65
	b. Substantial Damages/Improvement inspection	\$65
	c. Inspection in lieu of elevation certificate (as allowed)	\$150
	d. Break Away Wall inspection (High Hazard)	\$275
	e. Tie Beam Inspection (High Hazard)	\$130
	f. Equipment Inspection (High Hazard)	\$240
	g. Foundation inspection (High Hazard)	\$200
	h. Initial Foundation Inspection	\$210
I.	Federal Flood Criteria (administrative variances)	
	1. Residential	\$460/unit
	2. Commercial	\$920/unit
J.	Processing of Public Notices and Advertisements	\$125/ad

**VII. Tree Removal Permits**

A.	Applications Not Within Natural Forest Communities Zoning	Fee
	1. Residential	\$63 application fee plus \$12 per tree up to a max. of \$320 per acre of canopy removed
	2. Multi-family	\$80 application fee plus \$12 per tree up to a max. of \$395 per acre of canopy removed
	3. Business (BU)	\$105 application fee plus \$12 per tree up to a max. of \$395 per acre of canopy removed
	4. Commercial	\$105 application fee plus \$12 per tree up to a max. of \$660 per acre of canopy removed
	5. Agricultural	\$55 application fee plus \$6 per tree up to a max. of \$265 per acre of canopy removed
B.	Rights-of-Way	\$28 application fee plus \$6 per tree up to a max. of

\$265  
per acre of canopy  
removed

C. Applications within Natural Forest Communities

Zoning

Fee

1. Residential

\$105  
application fee plus  
\$65  
per tenth acre of forest  
removed

2. Multi-family

\$130  
application fee plus  
\$95  
per tenth acre of forest  
removed

3. Business (BU)

\$130  
application fee plus  
\$130  
per tenth acre of forest  
removed

4. Commercial

\$130  
application fee plus  
\$160  
per tenth acre of forest  
removed

5. Agricultural

\$85  
application fee plus  
\$72  
per tenth acre of  
forest removed

6. Rights-of-Way

\$85  
application fee plus  
\$72  
per tenth acre of forest  
removed

7. Exotic Removal

\$0

D. Exotic Species Variance Request

\$265

E. Initial Assessment (Environmental Assessment)  
for Determination of Tree Preservation Requirements

1.	For properties not within natural forest communities:	
a.	Single family	\$140
b.	Multi-family, commercial or agricultural	\$690
2.	For properties within natural forest communities:	
a.	Single family	
	property size 10 acres or less	\$320
	More than 10 acres	\$395
b.	Multi-family commercial or agricultural	
	property size 10 acres or less	\$725
	More than 10 acres	\$920
F.	Preparation of Covenants	
1.	Tree preservation requirements	\$140
2.	Grove exemption	\$140
G.	Management Plan Preparation	
	5 acres or less	\$195
	More than 5 acres	\$260
H.	Miscellaneous Reviews & Inspections <sup>4</sup>	
1.	Compliance of Miscellaneous Field Inspection for Tree Preservation	
a.	Less than 20 trees	\$35
b.	21-100 trees	\$65
c.	101- 200 trees	\$135
d.	201or more trees	\$265
2.	Barrier inspection	\$35
3.	Natural forest community preservation area boundary determination	
a.	Up to 10 acres	\$320
b.	More than 10 acres	\$400
4.	Utility easement siting inspection	\$75
5.	Roadway and drainage siting inspection	\$75
6.	Replacement landscape plan review	

<sup>4</sup> Re-inspections will require additional fees for each re-inspection. Concurrent inspections shall be discounted 20% of the total of the individual fees. In addition, the Certificate of Occupancy will be held and will be released when balance of inspection fees has been paid in full.

a. Less than 20 trees	\$65
b. 21- 100 trees	\$90
c. 101 - 200 trees	\$130
d. 201 or more trees	\$265
7. Replacement landscape field inspection	
a. Less than 20 trees	\$35
b. 21- 100 trees	\$65
c. 101- 200 trees	\$130
d. 201 or more trees	\$265
8. Review for specimen-sized tree removal	
a. Single family	\$140
b. Multi-family/commercial	\$690
9. Permit extension fee (equivalent to original application fee)	
10. Natural Forest Community	
a. 5 acres or less	\$150
b. more than 5 acres	\$200

11. Tree Trust Fund Contribution <u>Requirements for Pine Rockland</u>	\$34,610
	per acre
<u>Required Specimen Tree Equivalent Contribution</u>	<u>\$80</u>
	per 100 sq. ft.
<u>Optional regular tree canopy replacement</u>	<u>\$40</u>
	per 100 sq. ft.
<u>Optional specimen tree canopy replacement</u>	<u>\$80</u>
	per 100 sq. ft.
<u>Pine rockland/NFC replacement</u>	<u>\$34,610</u>
	per acre

### VIII. Endangered Land Tax Exemption

A. Application Fee	\$95
B. Processing and Renewal Fees Based on Acreage as follows:	
2.5 acres or less	\$130
2.5 to 5 acres	\$160
5.0 to 10 acres	\$265

	More than 10 acres	\$330
C.	Management Plan Preparation	
	5.0 acres or less	\$130
	More than 5.0 acres	\$195
<b>IX.</b>	<b>Industrial Waste Plan Reviews</b>	
A.	Industrial Waste 1 – Dry Process and Sources Generating Fluid Wastes and/or Wastewater Not Requiring Treatment or Pretreatment	\$300
B.	Industrial Waste 2 - Reclaim Systems, Holding Tanks and Spill Prevention Control and Countermeasure Plans	\$470
C.	Industrial Waste 3 - Pretreatment Facilities with flows	\$500
D.	Industrial Waste Pretreatment (IWP) Significant Industrial Users (SIU's) and Categorical Industries Discharging to Public Sanitary Sewers	\$1,100
	Minor modifications to approved facilities	\$300
E.	Industrial Waste 4 - Treatment with Discharges onto the Ground (DEP permits required)	\$650
<b>X.</b>	<b>Pollution Control Review Fees</b>	

Fees apply to the review of assessment and remedial action plans for contaminated industrial, hazardous and solid waste sites; for construction over former solid waste sites, and other contaminated sites. The costs of reviews of site rehabilitation documents (SAR, RAP, MOP, NFAP, etc.), pursuant to Chapter 62-770, Florida Administrative Code (FAC), for petroleum contaminated sites, may be covered by contract between RER and DEP.

Upon request by the applicant, Contamination Assessment Plan review fees and Contamination Assessment Report review fees shall be waived for properties located in "brownfield areas" designated pursuant to the Florida Brownfields Redevelopment Act and the Code of Miami-Dade County, except when related to construction projects alone.

A. Contamination Assessment Plans/Documents<sup>5</sup>

<u>Level I Plans</u>	\$400
----------------------	-------

<sup>5</sup> A separate review fee is required for each plan submittal. The review fees will increase by 50% for sites over one acre in size and will double for sites over 5 acres in size.

- a. Limited Closure Reports
- b. Limited Contamination Assessment Plans (CAP) (3wells/borings or less) (includes construction related plans)
- c. Notice of Require Testing (NORT) Plan
- d. Monthly or Quarterly Groundwater Monitoring Reports (per operating permit requirements)

Level II Plans \$600

- e. Notice of Require Testing (NORT) Report
- f. Oil and Water Separator Closure Reports
- g. Tank Closure Assessment Reports
- h. Limited Site Assessment Report (3wells/borings or less) (includes construction related plans)
- i. Environmental Audit Phase I
- j. No Further Action Plan (NFAP) for sites with 3 wells/borings or less
- k. Site Rehabilitation Completion Report (SRCR) for sites with 3 wells/borings or less

Level III Plans \$900

- l. Contamination Assessment Plans (CAP)
- m. Assessment Reports Related to Construction Over Contaminated Sites or Solid Waste Sites
- n. Natural Background Study Plan

Level IV Plans \$1,350

- o. Site Assessment Report
- p. No Further Action Plan (NFAP)
- q. Site Rehabilitation Completion Report (SRCR)
- r. Environmental Audit Phase II
- s. Natural Background Study Report

B. Contamination Remediation Plans/Documents<sup>5</sup>

Level I Plans \$400

- a. Monitoring Only Plan, not Including trend Analysis or Biochemical Data Evaluation
- b. Quarterly Status Reports for Solid Waste Contaminated Sites without an Active Remediation System
- c. Pump Test Plan not Including Groundwater Modeling or a Contaminant Treatment System
- d. Quarterly or Monthly Status Reports for Sites Under Natural Attenuation Monitoring

Level II Plans \$550

- e. Quarterly or Monthly Status Reports for Sites Under Active Remediation



Level III Plans \$950

- f. Intrinsic Remediation Plans (Natural Attenuation Enhancement)
- g. Pilot Test Plans
- h. Remedial Action Plan Modifications (not including a change in cleanup technology)
- i. Plans for Design of Passive Gas Abatement Systems
- j. Soil/Source Removal Plans and Reports
- k. Monitoring Only Plan, Including Trend Analysis or Biochemical Data Evaluation
- l. Annual Monitoring Reports
- m. Pump Test Plan Including Groundwater Modeling or a Contaminant Treatment System
- n. Operations and Maintenance Plans for Sites with Gas Abatement Systems

Level IV Plans \$2,300

- o. Remedial Action Plan with Groundwater and/or Soil Treatment
- p. Remedial Action Plan Modifications (including a change in cleanup technology)
- q. Plans for Design of Active Gas Abatement Systems
- r. Plans with Fate and Transport Modeling
- s. Plans for the Use of Chemicals for Pre-treatment or Treatment Purposes, which Require Toxicological Evaluation or Development of Cleanup Criterion

C. Construction Related Plans

Level I Plans \$300

- a. Drainage Plans for Contaminated Sites (for sites over one acre in size or projects including multiple sites, a \$100 fee will be charged per additional acre or site encompassed by the project)
- b. Dewatering Request Review for Construction not Including Groundwater Modeling or a Contaminant Treatment System
- c. Sampling Plan or Assessment/Characterization Report for Reuse/Offsite Disposal of Less than or Equal to 1000 yds<sup>3</sup> of Contaminated Soils/Sediments/Materials
- d. Remedial Action Plan Construction Plans
- e. Record Drawings for Remedial Systems @ Industrial and Solid Waste Contaminated Sites
- f. Engineering Certification Plans for Gas Abatement Systems
- g. Construction Plans for Contaminated Sites Requiring Minor Review by the Department

Level II Plans \$450

- h. Plans for Construction<sup>6</sup> (other than drainage) @ Contaminated Sites (for sites over one acre in size or projects including multiple sites, a \$100 fee will be charged per additional acre or site encompassed by the project)
- i. Limited Assessment Reports for Construction Over Solid Waste Sites and Industrial and Petroleum Contaminated Sites

Level III Plans

\$750

- j. Assessment Reports for Construction Over Solid Waste Sites and Industrial and Petroleum Contaminated Sites
  - k. Contaminated Sites Assessment Plans for Construction Over Solid Waste Sites and Sites Industrial and Petroleum Contaminated Sites
  - l. Sampling Plan or Assessment/Characterization Report for Reuse/Offsite Disposal of Greater than or Equal to 1000 yds<sup>3</sup> of Contaminated Soils/Sediments/Materials
  - m. Dewatering Request Review for Construction Including Groundwater Modeling or a Contaminant Treatment System
- D. Risk Assessment Review \$2,250
  - E. Response to Department Comments (not an addendum plan/document) \$250
  - F. Plans for Conditional Site Closure
    - a. Covenant Running with the Land Review \$400
    - b. Engineering Control Plan for Contaminated Soil \$600
    - c. Engineering Control Plan for Contaminated Groundwater and Gas Management Systems \$1,100
  - G. Late Fee for Documents after Due Date<sup>7</sup> \$200
  - H. Request for Extension to Submit a Plan \$100
  - I. Review of Revised Documents 50% of Original Fee (Minimum \$250)
  - J. Expedited Reviews (up to 15 days) Double the Application Fee (Provided supervisory approval based on availability of staff resources)

**XI. Solid Waste Site Plan and Construction Permits Review**

Facilities Delegated to RER from the State of Florida Department of Environmental Protection (FDEP) which Require a State Construction Permit<sup>8</sup>

<sup>6</sup> The application review fee for drainage will be applied if plans also include drainage design.

<sup>7</sup> Fee shall apply for documents received 7 calendar days after due date, unless an extension for submittal approved

**State Fee Schedule for the Construction of Facilities which Are Both Delegated Solid Waste Management Facilities and Resource Recovery & Management Facilities**

<u>Type of Facility</u>	<u>State Fee</u>	<u>RER Fee</u>	<u>Combined Fee Due</u>
Solid Waste Facility (SC) w/Multiple Construction Permits Components	Up to \$25,000	\$0	Up to \$25,000
Class I or Class II Landfills	\$10,000	\$0	\$10,000
Class III Landfills	\$6,000	\$0	\$6,000
Resource Recovery Facility, Biomedical Waste Treatment Facility	\$2,000	\$0	\$2,000
Incinerator	\$3,000	\$0	\$3,000
Other	\$1,000	\$0	\$1,000
Waste to Energy	\$10,000	\$0	\$10,000
Compost-Yard Trash or Manure	\$2,000	\$0	\$2,000
Compost-Other Solid Waste	\$5,000	\$0	\$5,000
Waste Tire Processing Facility	\$1,250	\$0	\$1,250
Sanitary Landfill-Yard Trash	\$200	\$200	\$400
Minor Permit Modification	\$250	\$275	\$525
Intermediate Permit Modification	50% of Substantial Modification	Facility Specific <sup>9</sup>	Facility Specific

<sup>8</sup> In accordance with the Specific Operating Agreement (SOA) between RER and FDEP, RER collects the applicable State fee from delegated facilities. 20% of the collected State fee is remitted to the State and the remainder is used by RER to cover the reasonable cost of processing applications, issuing and enforcing permits for delegated State solid waste permits.

<sup>9</sup> FDEP category not specific. Facility-specific RER fee to be applied.

Major Permit Modification	100% of New Permit	Facility Specific	Facility Specific
Permit –Transfer of Ownership (TO) Or Time Extension (TX)	\$ 50	\$275	\$325

## XII. Air Pollution Facility Plan Reviews

A. Air Source Plan Review	\$200
B. Air Source Document Review Only (No inspection required; includes name change or transfer of ownership)	\$70
C. County Construction Air Permit (CAP)	\$500
D. Facilities Requiring State Permit <sup>10</sup>	

SUB TYPE	DESCRIPTION	AMOUNT
OO	Multiple Sources per Application Per Source	Per Source
1A	Source W/PSD or NAA, 100 tons/year or more	\$7,500
1B	Source W/O PSD or NAA, 100 tons/year or more	\$5,000
1C	Source 50 tons/year but less than 100	\$4,500
1D	Source 25 tons/year but less than 50	\$2,000
1E	Source 5 tons/year but less than 25	\$1,000
1F	Source less than 5 tons/year	\$250
M1	Minor Modification	\$250
M2	Minor Mod. Permit fee less than \$300	\$50
V1	Variance from Permitting Stand. or Cond.	\$2,000
TO	Transfer of Ownership/Permit	\$50
TX	Time Extension on Permit	\$50

E. Asbestos Projects	
1. Asbestos Plan Review	\$175
2. Roofing Notifications	\$100
3. Demolition Notifications (less than or equal to 5,000 sq. ft.)	\$225
4. Demolition Notifications (greater than 5,000 sq. ft.)	\$400
5. Demolition Notification Using Implosion (any job size)	\$2,000
6. Asbestos Abatement Minor (from 160 sq. ft. to 5,000 sq. ft., or 260 linear feet or greater)	\$500
7. Asbestos Abatement Major (greater than 5,000 sq. ft.)	\$750

<sup>10</sup> RER retains 80% of the fee and transmits 20% to the State. If the retained portion of the State fee is equal or greater than the RER plan review fee, no additional fee shall be collected. If the retained portion of the State fee is less than the RER plan review fee, the difference between the retained portion of the State fee and the RER plan review fee shall be collected.

**XIII. Storage Tank Plan Review**

1. Compliance monitoring well installation	\$150
2. New tank(s) system	\$800
3. Repair, modification, or as-built	\$265
4. Tank closure	\$365
5. Renewal of approval	50% of original fee

**XIV. Petroleum Plan Review**

The costs of reviews of SAR, RAP, MOP, NFAP and SRCR's pursuant to Chapter 62-770, Florida Administrative Code (FAC), are covered by contract between RER and DEP.

A. Tank and/or Line Leak Test	\$65 first 4 tanks/ lines \$10 each additional tank/line
-------------------------------	---

**XV. Miscellaneous Reviews**

A. Plans Not Fitting Any Other Category but Requiring Minor Department Review	\$120
B. Plans Not Fitting Any Other Category but Requiring Major Department Review	\$280
C. Binding Letter of Interpretation <sup>11</sup>	\$160
D. Written Administrative Approvals by the Director (pursuant to Sec. 24-13 of the Miami-Dade County Code) Projects served by septic tanks	\$300
E. Environmental Status Review Report	\$1,200
F. Enforcement File Check	\$320
G. Premature Cancellation of Bond or Letter of Credit	\$250
H. Enforcement Policy Letter	
1. File review and site inspection only	\$850

<sup>11</sup> These fees will be applied to Class I or IV Permit application fees when letter recipient applies for permits if the letter is still valid.

## 2. Technical document review

Refer to Fee Schedule for appropriate fee. (examples: CAR/NFAP; Environmental Audit (Phase II) Review; Risk Assessment (site specific) Review; Petroleum Contamination Cleanup Plan Review)

I.	Stormwater Utility Fee Balance Request	\$5.00
J.	Initial Assessment for Determination of Tree Preservation Requirements	
	For properties not within natural forest communities:	
	a. Single family	\$140
	b. Multi-family, commercial or agricultural	\$690
K.	Enforcement Database Search Report	\$60

**XVI. After-the-Fact Plan Reviews**

A penalty fee amounting to 100% of the original fee, plus departmental administrative enforcement costs of \$100 for each official notice of violation issued prior to compliance shall be assessed for approvals issued after the regulated action has occurred. For commercial or corporate entities an additional penalty will be imposed reflecting previous after-the-fact permits. An amount equivalent to the original fee times the number of after-the-fact reviews previously performed for the entity shall be added to the regular after-the-fact fee.

**XVII. Plan Reviews for Revisions to Previously Approved Plans, Unless Otherwise Noted**

50% of original fee  
(min. of \$50)

**XVIII. Review of Second Resubmittal of Item(s) Originally Disapproved, Unless Otherwise Noted**

50% of original fee  
(min. of \$50)



## OPERATING PERMIT FEES

<b>I. RER Package Potable Water Treatment Plants</b>			
A.	Demands Less than 10,000 gpd	\$.085/gpd per year, but not less than \$225	
B.	Demands Greater than 10,000 gpd	\$.085 /gpd per year	
 <b>II. RER Package Sewage Treatment Plants</b>			
A.	Flows Less than 10,000 gpd	\$.085 /gpd per year, but not less than \$375	
B.	Flows Greater than 10,000 gpd	\$.08 /gpd per year	
C.	DEP five-year renewal permits for Type II and Type III delegated domestic wastewater facilities as defined in Rule 62-600.200, F.A.C.	Type II	Type III
	1. Treatment plant with or without reuse/disposal system	\$ 3,000	\$1,000
	2. Reuse/land application system and associated transmission/distribution facilities, when applied for separately from the treatment facility	\$ 3,000	\$1,000
	3. Type III facilities having a permitted capacity of less than 10,000 gallons/day		\$600
 <b>III. Private Sanitary Sewage Pump Stations</b>			
			\$175 /year/station
 <b>IV. Grease Traps</b>			
	4,000 or less sq ft in area and/or <= 50 seats		\$150
	4,001 to 20,000 sq ft in area and/or > 50 seats		\$300
	> 20,000 sq ft in area		\$750



**V. Infiltration/Inflow Private Sanitary Gravity Sewers Pipes (Gravity Lines)**

6" sewers	\$.12/linear foot
8" sewers	\$.20/linear foot
10" sewers	\$.26/linear foot
Temporary Holding Tanks/Quarter	\$130

**VI. Water Utilities Subject to Section 24-42, Miami-Dade County Code**

Payment of all past due and current service fees required by Section 24-42, Miami-Dade County Code together with any late charges to date, as required by Section 24-42, Miami-Dade County Code.

**VII. Sewer Utilities Subject to Section 24-42, Miami-Dade County Code**

Payment of all past due and current service fees required by Section 24-34, Miami-Dade County Code together with any late charges to date, as required by Section 24-34, Miami-Dade County Code.

**VIII. Fee Schedule Applicable to facilities Requiring a RER Resource Recovery and Management Facility Permit (based upon rated capacity or area to be permitted)**

Application Fee for all Resource Recovery and Management Facilities  
(collected annually until permit process is completed) \$ 500

A. Operating Permits for Major Ground Disposal, Combustion, Biohazardous Processing or Other Facility:

	<u>Annual Fee</u>
0 - 99 tons/day (TPD)	\$1,000
100-499 tons/day	\$3,000
500 tons/day and greater	\$22.50 x TPD

B. Operating Permits for Tire Storage and Processing Facilities:

Storing < 1500 tires	\$300
Processing any or storing > 1500 tires	\$800

C. Construction and/or Operating Permits for Composting, Mulching, Culling, Waste Relocating, Mining or Other Processing, Biohazardous Transfer & Hospital Ash Facilities:

0-99 tons/day	\$750
100-499 tons/day	\$2,200
500 tons/day and greater	\$16.50 x TPD

D.	Operating Permits for Lakefills:	
	< 10 acres	\$5,000
	10-20 acres	\$8,500
E.	Operating Permits for Ferrous Metal Recycling	
	0 - 99 tons/day	\$4,000
	100 - 499 tons/day	\$7,000
	500 tons/day and greater	\$22 x TPD
F.	Facilities Delegated to RER from the State of Florida Department of Environmental Protection (FDEP) which Require a State Operating Permit <sup>12</sup>	
G.	Solid Waste Operating Permit for Engineering Certification	\$650
H.	Solid Waste Operating Permit for more than 2 RAIs	\$200

---

<sup>12</sup> In accordance with the Specific Operating Agreement (SOA) between RER and FDEP, RER collects a separate State fee from delegated facilities for new permits, permit renewals, and transfers, in addition to the applicable RER annual fees. 20% of the collected State fee is remitted to the State and the remainder is used by RER to cover the reasonable cost of processing, issuing and enforcing applications for delegated State solid waste permits. Facilities pay either the "Combined Fee" or the "Annual Fee", depending on the FDEP Permit year. The State Fee stipulated per Chapter 62-701, FAC, shall apply in the case of a conflict in the fee quoted in this fee schedule.

**State Fee Schedule for the Operation of Facilities which Are FDEP Delegated Solid Waste Management Facilities and RER Resource Recovery & Management Facilities**

<b>Type of Facility</b>	<b>State Fee</b>	<b>RER Fee for Annual Operating Permit</b>	<b>Combined Fee Due - First year of 5 year FDEP Permit</b>
<i>SO Solid Waste Operating Permits</i>			
Class III Landfills	\$4,000 Per Day (TPD) Capacity	\$18.25 x Tons \$18.25 x TPD Capacity	\$4,000 +
Resource Recovery Facility, Incinerator, or Research Demonstration & Design (21):			
0-99 TPD	\$1,000	\$1,000	\$2,000
100-499 TPD	\$1,000	\$3,000	\$4,000
500 TPD and greater	\$1,000 x TPD Capacity	\$22.50 \$22.50 x TPD Capacity	\$1,000 +
Other:			
0-99- TPD	\$500	\$ 1,000	\$1,500
100-499 TPD	\$500	\$3,000	\$3,500
500 TPD and greater	\$500 x TPD Capacity	\$22.50 \$22.50 x TPD Capacity	\$ 500 +
Compost- Yard Trash or Manure :			
0-99 TPD	\$1,000	\$ 1,000	\$2,000
100-499 TPD	\$1,000	\$3,000	\$4,000
500 TPD and greater	\$1,000 Capacity	\$22x TPD x TPD Capacity	\$1,000 +\$22
Compostor other Solid Waste:			
0-99 TPD	\$3,000	\$ 1,000	\$4,000
100-499 TPD	\$3,000	\$3,000	\$6,000
500 TPD and greater	\$3,000 x TPD Capacity	\$22 \$22 x TPD Capacity	\$3,000 +

<b>Type of Facility</b>	<b>State Fee</b>	<b>RER Fee for Annual Operating Permit</b>	<b>Combined Fee Due - First year of 5 year FDEP Permit</b>
<b>Waste Processing &amp; Soil Treatment Facilities</b>			
0-99 TPD	\$1,000	\$1,500	\$2,500
100-499 TPD	\$1,000	\$3,000	\$4,000
500 TPD and greater	\$1,000	\$18.50 x TPD Capacity	\$1,000 + \$18.50 x TPD Capacity
<b>Construction/Demolition (C/D) Disposal Facility Renewal</b>			
5 acres or Less	\$1,000	\$1,200	\$2,200
Greater than 5 But Less Than or Equal to 20 Acres	\$1,000	\$2,750	\$3,750
Greater than 20 acres	\$1,000	\$130/Acre	\$1,000 + \$130/Acre

<b>Type of Facility</b>	<b>State Fee</b>	<b>RER Fee for Annual Operating Permit</b>	<b>Combined Fee Due - First year of 5 year FDEP Permit</b>
-------------------------	------------------	--	--

**SF Solid Waste Closure Permits**

Class I & Class II Landfills	\$7,500	\$ 500	\$8,000
Class III Landfills	\$4,000	\$ 500	\$4,500
Soil Treatment Facilities	\$2,000	\$ 500	\$2,500
Class I, Class II, Class III or Soil Treatment Facility Closure Renewals and Other	\$1,000	\$ 500	\$1,500
C/D Disposal, C/D Recycling or Soil Treatment Facility Long-term Care	\$2,500	\$ 500	\$3,000
C/D Disposal or Recycling Facility	\$2,500	\$ 500	\$3,000

**WT Waste Tires**

Waste Tire Process Facility

Small Process Facility

Less than 1500 Tires	\$500	\$1,000	\$1,500
Greater than or equal to 1500 Tires	\$1,250	\$1,200	\$2,450
Waste Tire Collection Center Less than 1500 Tires	\$500	\$500	\$1,000

<i>Type of Facility</i>	<i>State Fee</i>	<i>RER Fee for Annual Operating Permit</i>	<i>Combined Fee Due - First year of 5 year FDEP Permit</i>
<b>SB Biomedical :</b>	Off-site Biomedical Waste Treatment Facility (BMW)		
0-99 TPD	\$1,000	\$925	\$1,925
100-499 TPD	\$1,000	\$2,800	\$3,800
500 TPD and greater	\$1,000	\$21.75	\$1,000 +
	x TPD	\$21.75 x TPD	
	Capacity	Capacity	
<b>Miscellaneous</b>			
Minor Permit Modification (MM)	\$250	\$275	\$525
Transfer of Ownership or Permit (TO)	\$50	\$275	\$325
Time Extension on Permit (TX)	\$50	\$275	\$325
Other General Permit (GP)			
<b>IX. Industrial Waste 2</b>			
New Application Fee			\$500
Industrial Facilities with reclaim systems, holding tanks, and spill prevention control and countermeasures			
			<u>Annual Fee</u>
Plant with capacities of:			
2,000 gals or less			\$1,000
2,001 to 20,000 gals			\$1,500
More than 20,000 gals			\$3,000
<b>X. Industrial Waste 3</b>			
New Application Fee			\$500
Industrial pretreatment facilities with discharge to the sanitary sewers with flows of:			
0 to 5,000 GPD			\$1,100
5,001 to 25,000 GPD			\$1,500

**XI. Industrial Waste Pretreatment (IWP)**

New Application Fee	\$500
0 GPD	\$1,000
1 to 5,000 GPD	\$1,700
5,001 to 30,000 GPD	\$2,500
30,001 to 100,000 GPD	\$3,000
More than 100,000 GPD	\$4,000

**XII. Industrial Waste 4**

New Application Fee	\$500
Treatment with discharges onto the ground with flows of:	
0 to 5,000 GPD	\$1,700
More than 5,000 GPD	\$2,600

**XIII. Hazardous Materials Storage and Transportation**

A. Storage Tanks	\$106 (per tank)
B. Liquid Waste Haulers	
1. Application fee	\$200
2. Renewal fee <sup>13</sup>	\$100
3. Permit fee	
a. Septic tank contractors/portable toilet contractors	\$0.0039 per gallon transported per year
b. Radiator fluid (non-hazardous) & waste oil transporters	\$0.0073 per gallon transported per year
c. Waste photochemical fixer & hazardous waste transporters	\$0.043 per gallon transported per year
d. Dry sludge haulers	\$1.35/short ton
e. Biohazardous & nonhazardous industrial waste transporters	\$0.93/short ton

---

<sup>13</sup> Fee to be waived if no violations of Chapter 24 occur in the preceding permit year.

**XIV. Industrial Waste 5**  
(Hazardous Materials/Waste Users and Generators)

New Application Fee	\$250
A. Category A - Minimal Users or Generators of Hazardous Materials/Waste <sup>14</sup>	
Annual Renewal	\$150 per facility
Animal grooming business and/or kennel (on sewers and outside of wellfield protection areas)	
Carpentry shops/cabinet manufacturers with no painting	
Chemical storage and distribution - prepackaged and drummed chemicals – no mixing or repackaging	
Retail auto parts with small machine shop	
Tire sales and related services/no brake work	
Facilities required to have an operating permit as a condition to obtaining a variance	
Facilities that handle hazardous materials of a specific type and do not generate any liquid or hazardous waste (not otherwise categorized)	
Pest control service	
Used auto parts (dry storage only)	

Note: Facilities collecting waste oil from the public for off-site recycling or reuse and not requiring any other permit shall have the annual fee waived unless the facility has received a Notice of Violation for operation of its waste oil collection during the preceding year.

B. Category B - Small Users or Generators of Hazardous Materials/Waste Served by Sanitary Sewers Outside Wellfield Protection Areas Unless Otherwise Specified	
Annual Renewal:	\$225 per facility
Agricultural facilities inside wellfield protection areas storing over 55 gallons of hazardous materials (in liquid state) or generating hazardous waste.	
AC repairs with degreasing	
Body shops - no painting or priming	
Carpentry shop and furniture manufacturing with painting	
Doctors and dentists offices with x-ray developing	
Funeral homes	
Machine shop (small, limited to less than 55 gallons per year of waste oil and solvents)	
Miscellaneous facilities involved in repacking and mixing of chemicals and not otherwise categorized	

<sup>14</sup> Facilities collecting waste oil from the public for off-site recycling or reuse and not requiring any other permit shall have the annual fee waived unless the facility has received a Notice of Violation for operation of its waste oil collection during the preceding year.



Ornamental ironworks with painting  
 Printing shops with three or less presses  
 Facilities that handle hazardous materials and generate less than 55 gallons of hazardous waste per year

C. Category C - Medium Users or Generators of Hazardous Materials/Waste Served by Sanitary Sewers Outside Wellfield Protection Areas

Annual Renewal: \$560  
 per facility

Aircraft maintenance and repairs  
 Animal clinics, hospitals  
 Automobile and truck repairs - no fleet operations  
 Boat maintenance and repair - no manufacturing  
 Chemicals repackaging, dilution and rebottling  
 Construction industries - road construction and paving  
 Electric motor repairs  
 Engine repairs  
 Furniture refinishing  
 General machine shop generating solvents, waste oil, cutting fluid, and caustic boilout waste  
 Golf Courses (no dry cleaning and not commercial laundry)  
 Jewelry manufacturing  
 Medical laboratories and outpatient clinics with lab or x-ray developing  
 Paint distributors and product testing research labs  
 Paint and body shops  
     Photo and slide processing labs (including one-hour photo labs)  
 Plastic manufacturing  
 Printing shops with more than three presses  
 Radiator repairing  
 Silk screening and screen printing  
 Used auto parts with no metal shredding or dismantling  
 Miscellaneous facilities generating hazardous wastes and not otherwise categorized

D. Category D - Large Users or Generators of Hazardous Materials/Waste Served by Sanitary Sewers Outside Wellfield Protection Areas

Annual Renewal: \$750  
 per facility

Battery manufacturers and reclaimers  
 Boat manufacturers  
 Chemical manufacturers and formulators  
 Dry Cleaners  
 Fleet maintenance operations  
 Golf courses with dry cleaning or commercial laundry  
 Paint manufacturing  
 Paint and body shop conducting mechanical repairs not related to paint and body shop work

- E. Category E - This Category Will be used for Hospitals and Junkyards Served by Sanitary Sewers Outside Wellfield Protection Areas

Annual Renewal:	\$850 per facility
-----------------	-----------------------

Surcharges -The types of facilities listed in Categories B, C, D, and E above will be assessed a \$125 surcharge if not served by sanitary sewers, and a \$125 surcharge if located within a wellfield protection area or served by private water supply wells.

**XV. Industrial Waste 6**

Required operating permit for non-residential land uses located within the Northwest Wellfield Protection Area or those non-residential land uses served by any liquid waste storage, disposal or treatment method (other than public sanitary sewers).

New Application Fee	\$100
---------------------	-------

- A. Facilities Within Maximum Day Pumpage Wellfield Protection Area of Alexander Orr, Snapper Creek, Southwest, Miami Springs Lower, Miami Springs Upper, John E. Preston, Hialeah wellfields, South Miami Heights, or the West Wellfield Protection Area

1. Free standing facility	\$150 each
2. Shared access tenants	\$100 each

- B. Facilities within Northwest Wellfield Protection Area \$150 each

**XVI. Risk Based Corrective Action (RBCA) Closure**

Required operating permit for contaminated sites closed with a no further action with conditions in accordance with Section 24-11.1(2)(J)(2) Code of Miami-Dade County, Florida.

Annual Permit Fee	\$150
Ten-Year Permit Fee	\$1,000

**XVII. Agricultural Waste (AW) 2**

Packing Facility with Total Reclaim of Wastewater (no discharge)

A. Base Fee:

<u>HOLDING CAPACITY</u> (gallons)	<u>POTENTIAL DURATION OF OPERATION</u>	
	<u>less than</u> <u>seven months</u>	<u>more than</u> <u>seven</u>
<u>months</u>		
1,000 or less	\$283	\$550
1,001 to 2,000	\$360	\$700
2,001 to 4,000	\$450	\$900
4,001 to 8,000	\$530	\$1,060
8,001 to 20,000	\$635	\$1,275
20,001 to 50,000	\$740	\$1,480
50,001 to 125,000	\$850	\$1,700
More than 125,000	\$1,060	\$2,120

**XVIII. Agricultural Waste (AW) 3**

Agricultural Facilities with Discharge to the Sanitary Sewers with Flows of:

1,000 GPD or less	\$500
1,001 - 5,000 GPD	\$775
5,001 - 15,000 GPD	\$1,130
15,000 - 25,000 GPD <sup>15</sup>	\$1,250

**XIX. Agricultural Waste (AW) 4**

Agricultural Facilities with Discharges onto the Ground, with Flows of:

100 to 500 GPD	\$500
501 - 2,000 GPD	\$600
2,001 - 5,000 GPD	\$1,000
5,001 - 10,000 GPD	\$1,375
More than 10,000 GPD	\$1,850

<sup>15</sup> Facilities discharging in excess of 25,000 GPD must obtain an Industrial Waste Pretreatment Permit

**XX. Agricultural Waste 6**

Operating permit fee for agricultural land uses located within the West Wellfield Interim Protection Area, South Miami Heights the Northwest Wellfield Protection Area, or within the maximum day pumpage wellfield protection area of the Alexander Orr, Snapper Creek, Southwest, Miami Springs Lower, Miami Springs Upper, John E. Preston or Hialeah wellfields, and not otherwise requiring any of the above listed Agricultural Waste operating permits.

Annual Fee \$150

**XXI. Air Emissions Sources**

A. Class A Sources, with actual or potential emissions (before controls) of any pollutant equal to or in excess of 100 tons per year, or belonging to any of the following categories of sources whose emissions may be less than 100 TPY.

1. Refuse Derived Fuel (RDF) fired steam generating plants
2. Coal or oil powered steam electric power plants
3. Coal fired industrial-commercial-institutional plants that use 100 tons or more per year of coal
4. Portland cement plants
5. Gray iron foundries
6. Commercial-industrial-institutional oil fired boilers that burn 2.5% S-oil or greater and burn 1.25 MM or more gallons per year
7. Secondary metallurgical foundries and smaller lead, brass, bronze, copper, aluminum, etc. smelters
8. Commercial-industrial-institutional incinerators whose maximum input is equal to or exceeds 500 lbs./hr.
9. Asphaltic concrete plants

A1 Sources (Potential emissions [before controls] in excess of 1,250 tons per year)

Fee Amount: \$4,000 per source per year

A2 Sources (Potential emissions [before controls] between 250 tons per year and 1,250 tons per year)

Fee Amount: \$2,250 per source per year

A3 Sources (All other A Sources)

Fee Amount: \$2,000  
per source per year

B. Class B Sources, with potential emissions (before controls) equal to or in excess of 25 tons per year of any pollutant, or belonging to any of the following categories whose emissions may be less than 25 TPY.

1. Concrete batch plants (including block making, prefabricating, etc.)
2. Commercial-industrial-institutional incinerators whose maximum input is less than 500 lbs./hr.

Fee Amount:	\$850 per source per year
-------------	------------------------------

- C. Class C Sources with Potential Emissions (before controls) of less than 25 TPY of any pollutant

Fee Amount:	\$480 per source per year
-------------	------------------------------

- D. Fuel Dispenser Vapor Recovery Systems (includes one biennial certification)

Fee Amount:	\$3.50 per nozzle per year
-------------	----------------------------

- E. Additional Certification Tests \$3.50 per nozzle per test

- F. Chlorofluorocarbon (CFC) Permits

- |  |                   |
|--|-------------------|
| 1. CFC suppliers holding no other RER operating permit           | \$100<br>per year |
| 2. Refrigeration servicers holding no other RER operating permit | \$100<br>per year |

- G. Facilities Requiring State Operating Permit

<u>DESCRIPTION</u>	<u>AMOUNT</u>
AO Air Operation	
OO Multiple Sources per Application	Per Source
1A Major Source - Stack Sample	0
1B Major Source - Other Sample	0
1C Major Source - No Sample	0
2A Minor Source - Stack Sample	\$1,500
2B Minor Source - Other Sample	\$1,000
2C Minor Source - No Sample	\$750
MM Minor Modification	\$250
V1 Variance from Permitting Stand. or Cond.	\$2,000
TO Transfer of Ownership/Permit	\$50
TX Time Extension on Permit	\$50

**XXII. Enforcement of Covenant Provisions**

Annual inspection of facilities/ properties to determine compliance with covenant provisions and for which no other operating permit is required	\$125
--	-------

**XXIII. Boat Docking and Boat Storage Facilities**

	<u>Annual Fee</u>
A. Wet Slips/Dry Storage	
1. Recreational facility	\$75 + \$7 /slip up to max. of \$1,060
2. Commercial facility	\$140 + \$7 /slip up to max. of \$1,060
3. Recreational or commercial with repairs, maintenance, fueling or other industrial activity	\$265 + \$7 /slip up to max. of \$1,380

**XXIV. After-the-Fact Permits**

A penalty fee amounting to 100% of the original application fee and permit fee, plus departmental administrative enforcement costs of \$100 for each official administrative order to correct issued prior to compliance, is to be assessed for permits applied for and issued after the regulated action has occurred. For commercial or corporate entities an additional penalty will be imposed reflecting previous after-the-fact permits. An amount equivalent to the original application fee and permit fee times the number of after-the-fact permits previously issued to the entity shall be added to the regular after-the-fact fee.

Extension Requests	\$125
--------------------	-------

**XXV. Performance Based Operating Permit Fees or Temporary Operating Order**

All facilities required to obtain Annual Operating Permits or Temporary Operating Orders shall have the amount of the fee evaluated on the date of issuance or date of renewal. Facilities in compliance with Chapter 24, Miami-Dade County Code throughout the 365 day period prior to the date of issuance or date of renewal shall be assessed fees in accordance with the "RER Fee Schedule; Operating Permits; Sections I through XXII". Those facilities which, due to code violations, have required inspections in addition to those routinely performed pursuant to the

operating permit requirements, shall pay a permit or operating order fee calculated as follows:

Inspection Type	Addition to Base Fee Per Inspection
Inspection, no lab work	\$220
Inspection, lab work	\$275

Lab work includes air, water, or soil analysis performed by the RER Lab. The total annual operating permit fee will be the sum of the base fee and the additional inspection fees based upon the number of each type of inspection actually performed times the value of each inspection.

#### **XXVI. Previous Years' Unpaid Permit Fees**

Facilities identified as requiring an operating permit to comply with the provisions of Chapter 24 shall be responsible for paying previous years' unpaid permit fees back to and including the first year RER inspected the facility and informed the operators in writing that the facility requires an annual operating permit from the department.

#### **XXVII. Recovery of Administrative Costs Pursuant to Chapter 8CC MDC**

A violator found guilty of a violation of Chapter 24 of the Code of Miami-Dade County by a Hearing Officer presiding over an administrative hearing held pursuant to Chapter 8CC of the Code shall be liable for Department administrative costs as follows:

Inspection Type	Fee Per Inspection
Type I, (basic inspection)	\$ 50
Type II, (basic inspection + follow-up)	\$145
Type III, (Type II inspection + sampling)	\$145 + laboratory costs

Lab work includes air, water, or soil analysis performed by the RER Lab.

**XXVIII. One-Time Two-Year Permit Extension Pursuant to Ordinance No. 10-14**

The following RER Development Permits may be extended, subject to the Director's approval, upon payment of an Extension FEE equal to the greater of \$79 or 10% of the initial permit fee.

Water Extension Permit

Water Treatment System Permit

Class I Coastal Construction/Wetland Permit

Class I Mangrove Trimming Permit

Class II Overflow/Outfall System Permit

Class III Canal Right-of-Way Work Permit

Class IV Wetland Permit (non-coastal and non rock mining)

Class IV Wetland Rock Mining Permit

Class VI Drainage Permit (Non-Residential with Contamination)

Tree Removal Permit

Natural Forest Community Permit

Industrial Waste Pretreatment Permit

Air Construction Permit



I.O. No: 4-63

Ordered: ~~September 24, 2010~~Effective: ~~October 1, 2010~~

MIAMI-DADE COUNTY  
IMPLEMENTING ORDER

FEE SCHEDULE FOR ~~BUILDING AND NEIGHBORHOOD COMPLIANCE~~ REGULATORY AND  
ECONOMIC RESOURCES DEPARTMENT  
(Building and Neighborhood Compliance)

**AUTHORITY:**

Ordinance No. 76-70, Section 4.02 of the Miami-Dade County Home Rule Amendment and Charter; Sections 1.01, 2.02A, 2-1324, 8-2, 8-5, 8-6.1, and 10-15, 8CC-6 and 8CC-7 of the Code of Miami-Dade County; and Article LXXI of Chapter 2 of the Code of Miami-Dade County; and Chapters 8, 10, 17, 17A, 17B, 19, 21, 30, and 33 of the Code of Miami-Dade County; Administrative Order Nos. 2-5, 4-115 and 4-120; Section 108 of the Florida Building Code; Section 553.80 of the Florida Statutes.

**SUPERSEDES:**

This Implementing Order supersedes Administrative Order 4-63A ordered September ~~18, 24, 2008~~ 2010 and effective October ~~14, 2008~~ 2010; ~~Implementing Order 4-101 ordered September 18, 2009 and effective October 1, 2009; Administrative Order 4-112 ordered September 17, 2003 and effective October 1, 2003.~~

**POLICY:**

A policy of fees covering the cost of providing Building and Neighborhood Compliance ~~Department~~ services shall be established and no application, permit, certificate or receipt shall be issued until the appropriate fee is paid.

**PROCEDURE:**

The responsibility for this Implementing Order is assigned to the Director, Miami-Dade County ~~Building and Neighborhood Compliance~~ Regulatory and Economic Resources Department who shall be responsible for the collection of fees and the delivery of required services pursuant to all of the code chapters listed above under section "Authority." Chapter 8 and Section 2-188 of the Code of Miami-Dade County. Each two years or earlier, if need be, the Director shall review all fees in terms of their cost and recommend necessary changes to the County ~~Manager~~ Mayor.

**FEE SCHEDULE:**

The fee schedule adopted by this Implementing Order has been presented and is considered a part hereof. In accordance with Section 2-3 of the Code of Miami-Dade County, this official Fee Schedule is also filed with the Clerk of the Board of County Commissioners. Fees which are charged by ~~the~~ Building and Neighborhood Compliance ~~Department~~ shall be the same as those listed in the official Fee Schedule on file with the Clerk of the County Commission.

This Implementing Order is hereby submitted to the Board of County Commissioners of Miami-Dade County, Florida.

Approved by the County Attorney as  
to form and legal sufficiency \_\_\_\_\_

# MIAMI-DADE COUNTY



## REGULATORY AND ECONOMIC RESOURCES BUILDING AND NEIGHBORHOOD COMPLIANCE DEPARTMENT

### Building and Neighborhood Compliance

# FEE SCHEDULE

Effective: October ~~4~~1, ~~2010~~2013

**MIAMI-DADE COUNTY**  
**REGULATORY AND ECONOMIC RESOURCES**

**INDEX**

	<u>Page</u>
<b><u>I. Building Permitting Fees</u></b>	
A. General Information on Special Fees	3-7
B. Building Permit Fees	8-13
C. Plumbing Permit Fees	13-15
D. Electrical Permit Fees	15-19
E. Mechanical Permit Fees	19-20
F. Boilers and Pressure Vessels	20
G. Cost of Publications and Records	20-21
H. Annual Facility Permit Fees	21
I. 40 Year Recertification Fees	22
J. Structural Glazing Systems Recertification Fees	22
K. Enforcement Fees	22
L. Certificate of Occupancy and Certificate of Completion	22-23
<b><u>II. Neighborhood Compliance Fees</u></b>	
A. Case Processing Recovery Fees	23
B. Code of Miami-Dade County-Chapters 17, 17A, and 17B	23
C. Surveys by County Department	23
D. Returned check Charges	23
E. Interest	23
F. Special Projects	23-24
G. Foreclosure Registry Fee	24
<b><u>III. Lien Fees</u></b>	
A. Lien Settlement/Collection Processing Fees	24
<b><u>IV. Boards and Building Code Administration Fees</u></b>	
A. General Fees	24
B. Product Control Fees	24-25

C.	<u>Contractor, Qualifying Agent, Master, Journeyman, Installer, Maintenance Personnel Applications Fees, and Board Fees</u>	<u>25-27</u>
D.	<u>Copies of Records</u>	<u>28</u>
E.	<u>Assessment of Code Administration Fee</u>	<u>28</u>

## I. BUILDING PERMITTING FEES:

### A. **GENERAL INFORMATION ON SPECIAL FEES, REFUNDS, EXTENSIONS AND CANCELLATIONS**

#### 1. DOUBLE FEES

When work for which a permit is required is commenced prior to obtaining a permit, the permit applicant will be required to pay an additional fee of one hundred percent 100% of the usual permit fee in addition to the required permit fee established herein. The payment of the required fee shall not relieve the applicant of other penalties established by law. The double fee requirements shall be applicable to all divisions of the [Construction, Permitting, and Building Code Service Area of the Miami-Dade County Regulatory and Economic Resources Department](#) or Building and Neighborhood Compliance Department.

#### 2. ADDITIONAL INSPECTION FEES

The building permit fee entitles the permit holder to an initial and follow-up inspection for each type of mandatory inspection. All work shall be inspected and deficiencies shall be noted by the building inspector. When the work to be inspected is only partially complete, the inspection shall be performed on those portions of the work completed, provided that compliance with the applicable Building Code(s) may be determined with respect to those portions. A permit holder shall pay a fee of \$71.55 for each additional inspection required to assure compliance with the applicable Building Code(s) beyond the initial and one follow-up inspection. All additional inspection fees shall be paid by any method acceptable to the Miami-Dade County [Regulatory and Economic Resources Building and Neighborhood Compliance Department \(RER or Department\)](#).

71.55

#### 3. LOST, REVISED AND REWORKED PLANS FEE

- a) LOST PLANS: When plans are lost by the owner or contractor, a fee will be assessed in the amount of thirty percent 30% of original Building Permit fee; but not less than:

Single Family Residence or Duplex  
All others

71.55

128.80

- b) REVISED PLANS PROCESSING FEE

- 1) Plan revisions shall be subject to a fee at the rate of \$1.25 per minute of time for each review that takes longer than 5 minutes.

REWORKS: The building permit fee entitles the applicant to an initial plan review and one follow-up review per discipline. A re-work fee shall be charged for each additional follow-up plan review. 106.59

- c) LOST PERMIT CARD FEE: A replacement fee shall be charged for the loss of a Permit Inspection Record Card after a permit has been issued. 31.25
- d) Records of inspection results in excess of five (5) pages. 1.25

#### 4. REFUNDS, TIME LIMITATION, CANCELLATIONS

The fees charged pursuant to this schedule, provided the same are for a permit required by the applicable Building Code(s), and Chapter eight (8) of the Code of Miami-Dade County, may be refunded by ~~the Director of the Building and Neighborhood Compliance Department~~ subject to the following:

- a) No refunds shall be made on requests involving:
  - 1) permit fees of \$130.00 or less; or
  - 2) permits revoked by the Building Official ~~or the Director of the Building and Neighborhood Compliance Department~~ under authority granted by the applicable Building Code(s), and Chapter eight (8) of the Code of Miami-Dade County; or permits cancelled by court order, or conditional permits; or permits which have expired; or
  - 3) permits under which work has commenced as evidenced by any recorded inspection having been made by ~~the Building and Neighborhood Compliance Department~~; or
  - 4) the original permit holder when there is a change of contractor
- b) A full refund less \$130.00 or fifty percent (50%) of the permit fee, whichever is greater, rounded to the nearest dollar, shall be granted to a permit holder who requests a refund provided:
  - 1) that ~~the department~~Building and Neighborhood Compliance receives a written request from the permit holder prior to the permit expiration date; and
  - 2) that the permit holder submits with such request the applicant's validated copy of such permit; and
  - 3) that no work has commenced under such permit as evidenced by any recorded inspection or field verification.

- c) Where there is a change of contractor or qualifier involving a permit, the second permit holder shall pay a fee to cover the cost of transferring the data from the original permit to the second permit. Except when the original permit has expired or the original permit fee is less than established in this section in which case the full permit fee is charged. 107.34

- d) Where a permit has become null and void pursuant to the applicable Building Code(s), a credit of fifty percent (50%) of the permit fee shall be applied to any re-application fee for a permit covering the same project and involving the same plans, provided that the complete re-application is made within six (6) months of the expiration date of the original permit, and provided that no refund had been made as provided in this Section.

- e) ~~Permit applications filed under Ordinance 97-107.~~

~~Where a permit has become null and void in accordance with the applicable Building Code(s), a credit of fifty percent 50% of the permit fee shall be applied to any re-application fee for a permit covering the same project.~~

~~Where no permit was obtained, in accordance with the applicable Building Code(s), the minimum permit fee for the trade shall apply to any new permit application.~~

- f) ~~Impact fees are assessed on certain building permits, including re-application on expired permits, (contact the Department of Planning and Zoning, Impact Fee Section for details).~~

~~Other agencies including, but not limited to, the Department of Environmental Resources Management, Miami Dade Fire Rescue Department, and the Florida Department of Health assess fees on building permits, including re-application of expired permits (contact the applicable agencies for details).~~

- eg Cancellation of Expired Permits

- ) Per review and/or required inspection

72.00

## 5. GENERAL INFORMATION

In addition to the fees assessed by ~~the~~ Building and Neighborhood Compliance ~~Department~~, the permit fee includes other fees assessed by other service areas, agencies, and/or Departments involved in the permitting process, including eding but not limited to the State of Florida, ~~the Department of Planning and Zoning (DP&Z)~~, Miami-Dade Fire Rescue Department; Public Works and Waste Management Department; Water and Sewer Department; and the Department of Environmental Resources Management and Development Services areas of RER (DERM).

## 6. INSPECTIONS REQUIRING OVERTIME

Charges for construction inspections, which are requested in advance and which require that an employee work overtime, will be at the following hourly rates:

	Overtime Inspections (Regular Day)	84.38
	Inspections performed on a holiday	112.50
7.	FEES BASED ON ESTIMATED COST – DOCUMENTATION REQUIREMENTS	
	<del>The</del> Building and Neighborhood Compliance <del>Department</del> may require the permit applicant to submit appropriate documentation as proof of estimated cost of construction used to compute permit fees.	
8.	MIAMI-DADE COUNTY AVIATION DEPARTMENT IMPROVEMENT PROJECTS	
	<del>The</del> Building and Neighborhood Compliance <del>Department</del> will assess a fee on all Miami-Dade County Aviation Department projects based upon direct costs for services provided in accordance with Federal Aviation Administration Authorization Act of 1994 (Public Law 103-105, dated August 23, 1994).	
9.	UP-FRONT FEE FOR PERMIT SUPPORT FUNCTIONS PERFORMED BY <del>THE BUILDING AND NEIGHBORHOOD COMPLIANCE DEPARTMENT</del> FOR PERMIT TYPES REQUIRED BY OTHER <u>SERVICE AREAS OR</u> COUNTY DEPARTMENTS	
	A non-refundable up-front fee will be assessed for acceptance of applications, distribution of plans and document storage on applications for permit required by other <u>service areas or</u> departments but accepted through <del>the</del> Building and Neighborhood Compliance <del>Department</del> .	25.00
10.	REFUND FOR BUILDING PERMITS NOT REQUIRING REWORK	
	The permit holder shall be entitled to a fifteen percent 15% refund of the fee for building permits issued for new residential or commercial construction that do not require rework by any required review agencies.	
	Projects permitted under the Master Model or Cookie Cutter Programs are not eligible for refund. The permit holder is responsible for requesting the refund in writing within 180 days of permit issuance. Failure of the permit holder to request the refund within the stated time period shall constitute a forfeit of the right to refund.	
11.	OPTIONAL PLAN REVIEW SERVICES	
	Permit applicants who request an alternate plan review service for an expedited review, to be completed after normal working hours, will be assessed a fee. <del>{</del> This fee is equal to the pay supplement established for such service plus appropriate overhead rates. <del>}</del> This fee will be paid prior to any plan review being performed.	
12.	INTEREST CHARGES ON UNPAID AMOUNTS DUE TO <del>THE</del>	

BUILDING  
AND NEIGHBORHOOD COMPLIANCE-~~DEPARTMENT~~

~~The~~ Building and Neighborhood Compliance ~~Department~~ is authorized to impose an interest charge on any and all unpaid amounts which are due the ~~Department service area~~. This includes, without limitation, items such as past due boiler fees, 40 year recertification fees, Civil Violation fines and demolition costs. ~~The~~ Building and Neighborhood Compliance ~~Department~~ shall also have the authority to charge interest as part of any settlement agreement or installment payment plan to recover fees, fines or costs as well as outstanding liens.

The interest charged shall be assessed as provided for in applicable County Code provisions or administrative/implementing orders. In all other cases, interests shall be charged from the date the amount was due and payable to the ~~Department service area~~ computed at the rate of ten percent (10%) per annum. The Department Director or designee shall have the right to waive all or any portion of the interest charge in order to ensure public safety concerns are met.

13. ACTUAL COST FOR PROJECTS ~~REQUIRING OR~~ SERVICES NOT CONTEMPLATED IN CURRENT FEE STRUCTURE

The Director, or designee, has the authority to invoice for reimbursement of actual costs on project(s) ~~requiring or~~ services not contemplated in the current fee structure.

The invoice will consist of actual labor cost, including any and all fringe benefit costs the Department is legally obligated to pay. Additionally, the invoice will include any other indirect cost associated with the actual labor cost, as determined by the ~~Building and Neighborhood Compliance~~ Department's Finance Section on a yearly basis.

~~All of this (these) project(s) will have mutually agreed on contract(s), which will be maintained in the Accounting Finance Section.~~ The Director or his designee will also have the ability to request a deposit amount that is mutually acceptable by the ~~D~~department and the company or individual that is legally responsible for the project(s) or services requested. The deposit amount shall be used to offset the final invoice project cost; if any amount is remaining, it shall be returned to the party that executed the agreement with the ~~D~~department. The life span of the project(s) or services requested shall be included in the agreement.

14. ELECTRONIC CONCURRENT PLAN PROCESSING

In order to create a more efficient and effective permitting process, ~~the~~ Building and Neighborhood Compliance ~~Department~~ has established procedures to process plans electronically via a concurrent automated workflow. ~~The Building and Neighborhood Compliance department~~ requests that applicants submit plans in an electronic format (PDF) on a CD-Rom. If the applicant chooses to submit paper plans, the Director, or his designee has the authority to invoice for reimbursement of the conversion of construction



documents submitted to an electronic format ~~saved on a CD-Rom~~.

15. ENFORCEMENT-EXCESSIVE REJECTION OF PLANS (Applicable to all trades)

Florida Statue 553.80 Enforcement

“Section 2(b) – With respect to evaluation of design professionals’ documents, if a local government finds it necessary, in order to enforce compliance with the Florida Building Code and issue a permit, to reject design documents required by the code three or more times for failure to correct a code violation specifically and continuously noted in each rejection, including but not limited to, egress, fire protection, structural stability, energy, accessibility, lighting, ventilation, electrical, mechanical, plumbing and gas systems, or other requirements identified by rule of the Florida Building Commission adopted pursuant to Chapter 120, the local government shall impose, each time after the third such review the plans are rejected for that code violation, a fee of four times the amount of the proportion of the permit fee attributed to plans review”.

“Section 2(c) – With respect to inspections, if a local government finds it necessary, in order to enforce compliance with the Florida Building Code, to conduct any inspection after any inspection, after an initial inspection and one subsequent re-inspection of any project or activity for the same code violation specifically and continuously noted in each rejection, including but not limited to egress, fire protection, structural stability, energy, accessibility, lighting, ventilation, electrical, mechanical, plumbing and gas systems, or other requirements identified by rule of the Florida Building Commission adopted pursuant to Chapter 120, the local government shall impose a fee of four times the amount of the fee imposed for the initial inspection or first re-inspection, whichever is greater for each such subsequent re-inspection”.

**B. BUILDING PERMIT FEES**

Fees listed in Sub-section (B) include only building permit fees and do not include fees for plumbing, electrical, and mechanical fees which are listed in the following sections:

1. “UP-FRONT” PROCESSING FEE

When the building permit application is received for the construction of structures listed below:

“Up-front” fees for New Single Family Residence or Duplex, fees based on each square foot or fractional part thereof; or 0.15

Per dollar in estimated value or fractional part when square footage does not apply 0.02

“Up-front” fees for a building permit application for a commercial project; per 100 square feet or fractional part, or;	5.15
Per \$100.00 of estimated value or fractional part thereof when square footage does not apply	0.85
This processing fee is not refundable, but shall be credited toward the final building permit fee.	
2. MINIMUM FEE FOR BUILDING PERMIT	
The minimum fee for all building permits is applicable to all items in this section except as otherwise specified. This minimum fee does not apply to add-on building permits issued as supplementary to current outstanding permits for the same job).	130.00
3. <del>NEW BUILDINGS OR ADDITION</del> <u>SINGLE FAMILY AND DUPLEX – NEW BUILDINGS, ADDITIONS AND ALTERATIONS</u>	
New construction Single Family and Duplex square foot <del>Residential</del>	0.344
Professional Certification program fee	0.101
Prefabricated utility sheds with slab (Maximum 100 square feet of floor area)  <del>Residential</del>	130.00
Professional Certification program fee	19.70
Single Family and Duplex — <u>Additions:</u> <del>Attached Structures</del> <del>Residential</del>	
0 to 500 square feet in floor area	150.00
501 to 1,000 square feet in floor area	254.75
1,000 square feet and above, per square foot	0.344
Professional Certification Program fee – per square foot	0.241
Alterations or repairs to Single Family Residence or Duplex per \$1.00 of estimated cost or fractional part ( <del>Residential</del> )	0.058
Professional Certification Program Fee	0.016
Maximum Fee	678.36
<u>Single Family and Duplex r</u> Repairs due to fire damage per \$1.00 of estimated cost or fractional part (copy of construction contract required). <del>Residential</del>	0.071
Professional Certification Program Fee - per square foot	0.021

Minimum Fee	25.88
Maximum Fee	678.36
<b>4. <u>OTHER OCCUPANCY GROUPS – NEW CONSTRUCTION AND ADDITIONS</u></b>	
Storage & Industrial Use of Group E & F (SFBC), S & I (FBC) occupancies 100 square feet or fractional part of floor area.	10.48
Professional Certification Program Fee	3.16
Shade Houses per 100 square foot or fractional part of floor area	0.40
Professional Certification Program Fee	0.11
Greenhouses & buildings for agricultural uses (non-residential) when located on the premises so used per 100 square feet or fractional part of floor area	6.51
Professional Certification Program Fee	1.96
Mobile Home additions – each 100 square feet or fractional part of floor area	7.89
Professional Certification Program Fee	2.06
<u>Tents:</u>	
Less than 5,000 square feet	130.00
over 5,000 square feet	170.31
Professional Certification Program Fee, 0 - 5,000 square feet	17.29
Professional Certification Program Fee, over 5,000 square feet	51.44
All others, per 100 square feet or fractional part of floor area	11.78
Professional Certification Program Fee	3.55
For structures of unusual size or nature such as arenas, stadiums and water and sewer plants. For each \$1,000 of estimated cost or fraction thereof.	6.25
For Professional Certification Program structures of unusual size or nature such as arenas, stadiums and water and sewer plants. For each \$1,000 of estimated cost or fraction thereof.	3.00
<b>4. New construction other than as specified herein: (water towers, pylons, bulk storage-tank foundations, unusual limited-use buildings, marquees, and similar construction).</b>	
For each \$1,000 of estimated cost or fractional part.	9.64
Professional Certification Program Fee	2.91
<b>5. ALTERATIONS AND REPAIRS TO BUILDINGS AND OTHER STRUCTURES [except EXCEPT Single Family Residence and Duplex]</b>	

	For each \$100 of estimated cost or fractional part.	1.41
	Charge for each \$100 of estimated cost or fractional part for Professional Certification Program	0.43
	But no less than	226.13
6.	MOVING BUILDINGS OR OTHER STRUCTURES	
	For each 100 square feet or fractional part thereof (does not include cost of new foundation or repairs to building or structure)	10.03
	Professional Certification Program Fee – Residential and Commercial	2.94
7.	SLABS	
	Residential and Commercial	78.71
	Professional Certification Program Fee – Residential and Commercial	23.06
8.	ROOFING (INCLUDING RE-ROOFING)	
	Roofing shingle and other roof types not listed per square feet of roof coverage including overhangs.	0.10
	Professional Certification Program Fee	0.05
	Roofing tile per square foot of roof coverage including overhangs	0.129
	Professional Certification Program Fee	0.06
	All other occupancies	
	Roofing shingle and other roof types not listed:	
	Per square foot up to 30,000 square feet	0.10
	Each square foot thereafter	0.058
	Professional Certification Program Fee	0.040
	Roofing tile:	
	Per square foot up to 30,000 square feet - Residential	0.129
	Each square foot thereafter - Residential	0.070
	Professional Certification Program Fee	0.051
	Roof Low Slope, per square foot	0.10
9.	FENCES AND/OR WALLS	
	Chainlink:	
	0 – 1,000 linear feet	130.00
	each additional linear foot over 1,000	0.058
	Wood each linear foot	0.70
	Concrete each linear foot	1.30
10.	SWIMMING POOLS, SPAS, AND HOT TUBS	
	Installation of Swimming Pool/Spa (Residential and Commercial)	135.96

	Repair of Swimming Pool/Spa (Residential and Commercial)	130.00
11.	TEMPORARY PLATFORMS AND TEMPORARY BLEACHERS TO BE USED FOR PUBLIC ASSEMBLY	
	For each 100 square feet or fractional part of platform area	5.94
	For each 100 linear feet or fractional part of seats	5.15
12.	DEMOLITION OF BUILDINGS	
	For each structure	171.74
	Professional Certification Program – for each structure	85.88
13.	SHOP DRAWING REVIEW	
	Minimum fee – Commercial and Residential	58.75
	a) Trusses/Steel Structures:	
	First 600 square feet or fractional part	18.25
	<u>Each additional 100 square feet or fractional part</u>	<u>0.93</u>
	First 600 square feet or fractional part for <u>Affidavit Review/Inspection Process Professional Certification Program</u>	5.51
	<del>Each additional 100 square feet or fractional part</del>	<del>0.93</del>
	<del>Professional Certification Program Fee (e</del> <u>Each additional 100 square feet</u> or fractional part <u>for Professional Certification Program</u>	0.28
	b) Precast/Prestress /Tilt Up Walls / Twin Tees / Joists / Composite Slab Systems:	
	(Roof - Floor - Walls) each 1,000 square feet or fractional part	9.31
	Professional Certification Program Fee (Roof-Floor-Walls) each 1,000 square feet or fractional part	2.81
	c) Overhead Doors each	9.31
	Professional Certification Program Fee	2.81
	d) Skylights each	9.31
	Professional Certification Program Fee	2.81
	e) Hand Rails/Stair Rails per linear foot	1.29
	Professional Certification Program Fee	0.39
	f) Storefront/Fixed Glazing:	
	(Under 8 feet high by 4 feet wide) each 100 square foot or part	10.39
	Professional Certification Program Fee – each 100 square feet or part	3.14

g)	Walk-in Coolers, each	85.88
	Professional Certification Program Fee – each 100 square feet or part	25.94
14.	INSTALLATION/REPLACEMENT OF WINDOWS OR DOORS	
	Window and glass block installation, alteration or repair – per square foot of window or door area (for residential and commercial)	0.07
	Professional Certification Program fee (for residential and commercial)	0.021
	Replacement of Windows and Exterior Doors in all buildings or installation of windows or doors in buildings exceeding two stories in height; or	
	Storefronts and fixed glass exceeding 8 feet in height; or 4 feet in vertical mullion spacing; (for residential and commercial); <u>or</u>	
	Curtain Walls including windows and doors therein:	
	____ For each 100 square feet or fractional part	10.39
	____ Professional Certification Program Fee	3.04
15.	SCREEN ENCLOSURES, CANOPIES & AWNINGS	
a)	Screen enclosures, per 100 square feet	9.89
b)	Free standing canopies For each \$1,000 of estimated cost or fractional part	9.04
c)	Awnings and canopies Horizontal projection per square foot area covered	0.085
d)	Storm Shutters – per square foot area covered	0.085
16.	TIE DOWN	
	Trailer Tie Down:	84.44
	(This does not include installation of meter mounts and service equipment. Separate mechanical, plumbing and related electrical permits are required).	
17.	SIGN PERMIT FEES	
	Signs non-illuminated (per square foot) (illuminated signs under electrical permits)	1.43
18.	SATELLITE DISH	168.88
19.	ORNAMENTAL IRON	

	Per square foot of coverage	0.058
	Short Term Event	144.50
<b>C.</b>	<b>PLUMBING PERMIT FEES</b>	
	Permits by professional certification (permits by affidavit) for the following described activities will be charged half the regular permit fee, except for the minimum fee, which will remain the same.	
1.	MINIMUM PLUMBING OR GAS FEE PER PERMIT	
	Except as otherwise specified	130.00
	(This minimum does not apply to supplemental plumbing permits issued as supplementary to current outstanding permits for the same job).	
2.	RESIDENTIAL PLUMBING (Single Family Residence or Duplex)	
	New Single Family Residence or Duplex per square foot	0.129
	Addition to Single Family Residence or Duplex per square foot	0.129
	Alterations or repairs to Single Family Residence or Duplex (Group I or R-3) per \$1.00 of estimated cost or fractional part	0.058
3.	COMMERCIAL (All Groups Except Single Family Residence or Duplex)	
	Roughing-in or plugged outlets for bathtubs, closets, doctors, dentists, hospital sterilizers, autoclaves, autopsy tables and other fixtures, appurtenances, or other appliances having water supply or waste outlet, or both, drinking fountains, fixtures discharging into traps or safe waste pipes, floor drains, laundry tubs, lavatories, showers, sinks, urinals, and heaters.	
	For each roughing-in or plugged outlet	8.59
	Fixtures set on new roughing-in or plugged outlets or replaced on old roughing-in: Each fixture	8.59
4.	SETTLING TANKS, GAS AND OIL INTERCEPTORS, AND GREASE TRAPS	
	(Including drain tile and relay for same – Residential and Commercial)	45.09
5.	SEWER (ALL GROUPS)	
	Each building storm sewer and each building sewer where connection is made to a septic tank, or a collector line or to an existing sewer or to a city sewer or soakage pit or to a building drain outside a building.	42.94

	Sewer Capping/Demolition	42.94
6.	CONDENSATE DRAIN (AIR CONDITIONING) – ALL GROUPS	
	Except single not manifolded A/C outlet not exceeding 5 tons	4.53
7.	WATER PIPING	
	Water service connection to a municipal or private water supply system (for each meter on each lot).	11.45
	Water <u>service</u> connection or outlets for appliance or installations not covered by fixture set above	8.59
	Irrigation system and underground sprinkler system for each zone	24.05
	Solar water heater installation, equipment replacement or repair	128.81
	Swimming pool piping, not including well (new installation)	
	Residential	85.88
	Commercial	135.96
	Sump pump	11.45
	Swimming pool heater, each	71.56
	Swimming pool maintenance, each	85.88
	2" or less water service backflow assembly	50.10
	2 ½" or larger water service backflow assembly	78.71
	Repairs to water piping: For each \$1,000 estimated cost or fractional part	8.25
8.	WELLS	
	Residential <del>wells</del> per well	75.15
	Commercial <del>wells tanks</del> per well	114.50
9.	NATURAL GAS OR A LIQUIFIED PETROLEUM	
	For each outlet Single Family Residence or Duplex (includes meters and regulators)	8.59
	For each appliance (does not include warm air heating units, but does include unvented wall heaters, no ductwork wall heaters, no ductwork) - (See Fee Section E(3) for heating)	
	Other Groups	
	For each outlet (includes meters and regulators)	14.31
	For each appliance (does not include warm air heating units, but does include unvented space)	14.31
	Heaters and unvented wall heaters – no duct work (See Fee Section E(3) for heating)	14.31
	For each meter (new or replacement)	5.73
	For major repairs to gas pipe where no fixture or appliance installation is involved	50.10



	Underground L.P. gas tanks per group of tanks at a single location	85.88
	Above ground L.P. gas tanks per group of tanks at a single location	85.88
10.	WATER TREATMENT PLANTS, PUMPING STATIONS, SEWER TREATMENTS AND LIFT STATIONS	
	Water treatment plant (interior plant piping)	300.54
	Sewage treatment plant (interior plant piping)	214.68
	Lift station (interior station piping)	343.48
	Sewage ejector	100.19
11.	WATER AND GAS MAINS (ALL GROUPS) (On private property and other than public utility easements)	
	Each 50 feet or part thereof	10.03
12.	STORMS/SANITARY UTILITY/COLLECTOR LINES FOR BUILDING DRAIN LINES (On private property and other than public utility easements) Commercial	
	Each 50 feet or part thereof	10.03
	Each manhole or catch basin	14.31
13.	TEMPORARY TOILETS – WATERBORNE OR CHEMICAL	
	Temporary Toilets	130.00
	For each additional toilet	11.81
14.	DENTAL VACUUM LINES	
	Each system	85.88
15.	MOBILE HOME CONNECTIONS	
	Each unit	85.88
<b>D.</b>	<b><i>ELECTRICAL PERMIT FEES</i></b>	
	Permits by professional certification (permits by affidavit) for the following described activities will be charged half the regular permit fee, except for the minimum fee, which will remain the same.	
1.	MINIMUM ELECTRICAL PERMIT FEE INCLUDING REPAIR WORK PER PERMIT (ALL GROUPS) Except as otherwise specified	
	(This minimum does not apply to add-on electrical permits issued as supplementary to current outstanding permits for the same job and demolition work).	130.00
2.	PERMANENT SERVICE TO BUILDINGS New work only (The following fee shall be charged for total amperage of service) For each 100 amp. or fractional part	6.45

3.	FEEDERS Includes feeders to panels, M.C.C., switchboards, generators, automatic transfer switches, etc.	
	Each feeder	17.18
4.	AGRICULTURAL SERVICE (permanent)	130.00
5.	TEMPORARY SERVICE FOR CONSTRUCTION Per service	130.00
6.	CONSTRUCTION FIELD OFFICE SERVICE Per service	171.74
7.	MOBILE HOME OR RV SERVICE (residential) Per service	130.00
8.	TEMPORARY SERVICE TEST (commercial only) Equipment and service (30 day limit) per service	130.00
9.	RESIDENTIAL WIRING  (New construction of Single Family Residence, Duplex and living units of Group H (SFBC) or R-1 (FBC). Applies to all electrical installations except common areas, parking lot areas and/or buildings and house service of Group H or R).	
	For new construction and additions for each square foot of floor area	0.10
	Alterations or repairs per \$1.00 estimated cost or fractional part	0.058
10.	ALL OTHER WIRING AND OUTLETS  Common areas of Group H (SFBC) or R-1 (FBC) include corridors, public lounges, pumps, A/C (public area), lights, outlets, and house and emergency service, etc. These areas and all other commercial wiring shall be subject to the fees below:	
a)	Boxes, receptacles, switches, sign, fractional motor, fans, low voltage outlets, empty outlets for telephone, CATV, each outlet, and 110 volt smoke detector, each outlet box	2.30
b)	Special outlets	10.03
c)	Commercial equipment (KWA rated), x-ray outlets, commercial cooking equipment, presses, generators, transformers (permanently connected) For each 10 KW or fractional part (Residential and Commercial)	10.03
d)	Motors installed, repaired or replaced (fractional already covered on general outlets) Each motor	12.89

e)	Air conditioning and refrigeration system (new work). Applies to commercial, residential, agricultural and industrial. Covers related work, except wall or window units which are covered under special outlets. Per ton	8.59
f)	Electrical equipment – replacement (existing facilities) Switchboards, M.C.C., panels, control boards (for each board)	28.63
11.	<b>LIGHTING FIXTURES</b>	
	Common areas of Group H include corridors, public lounges, pumps, A/C (public area), lights, outlets, and house and emergency service, etc. These areas and all other commercial wiring shall be subject to the fees below:	
	Floodlights, spotlights, parking lights, tennis court lights, fluorescent and incandescent fixtures, etc.	
a)	Per fixture	2.30
b)	Plugmold, light track, and neon strips. Each 5 feet or fractional part	4.45
	Residential and Commercial	
	Light pole (Single Family Residence or Duplex) per pole	14.31
	Light pole (commercial) per pole	21.48
12.	<b>SIGNS &amp; ARCHITECTURAL FEATURES (Indoor Neons)</b>	
	Per square foot of sign	1.41
	Repairs and re-connection each	84.44
	Neon strips each 5 foot or fractional part	2.86
13.	<b>TEMPORARY WORK ON CIRCUSES, CARNIVALS, FAIRS, CHRISTMAS TREE LOTS, FIREWORKS, TENTS, ETC.</b>	
	Per ride or structure	71.56
14.	<b>FIRE DETECTION SYSTEM</b>	
	(Needs category 04 processing) Includes fire alarm systems, halon, etc. Does not include single 100-volt residential detectors.	
	Per system (for new and upgrades)	178.90
	Repairs and additions to existing systems per system.	85.88
15.	<b>MASTER TELEVISION ANTENNA AND RADIO SYSTEM</b>	
	Does not include CATV and telephone empty conduit system. Does include free wiring or same	
	Master control	28.63
	Each device	1.71

16.	BURGLAR ALARM SYSTEM	
	Installation wiring	64.41
	Residential and Commercial	
	Installation devices	64.41
	Complete system	128.81
	Repair, per system	64.41
17.	INTERCOM SYSTEM	
	Includes residential, nurse call, paging, etc.	
	Each new system – Single Family Residence or Duplex	85.88
	Other groups	128.81
	Repair each system	85.88
18.	ENERGY MANAGEMENT SYSTEM	
	Includes residential, nurse call, paging, etc.	
	Each new system – Single Family Residence or Duplex	85.88
	Other groups	128.81
	Repair each system	85.88
19.	SWIMMING POOLS, ELECTRICAL	
	Fee based on cumulative cost of the following components:	
	a) Residential pool or spa (Single Family Residence or Duplex) (includes motor and pool lights)	85.88
	b) Residential combination pool/spa (includes motors and pool lights)	128.81
	c) Commercial and multi-family dwelling pool or spa	200.36
	d) Commercial, multi-family dwelling combination pool/spa	271.93
	Repair residential (Single Family Residence or Duplex) pool	85.88
	Repair commercial pool	200.36
20.	FREE STANDING SERVICE – New meter and service (requires processing) - per service	128.81
	Includes lift stations, sprinkler systems, street lighting, parking lots, etc., that require new service with separate meter.	
21.	CONDUIT DUCTBANK – PER LINEAR FOOT	
	Residential and Commercial	2.59
22.	GROUND WIRE FOR SCREEN BONDING	
	Per Installation	85.88

23. UNDERGROUND MANHOLES 143.11

**E. MECHANICAL PERMIT FEES**

Permits by professional certification (permits by affidavit) for the following described activities will be charged half the regular permit fee, except for the minimum fee, which will remain the same.

1. MINIMUM MECHANICAL PERMIT FEE	
Except as otherwise specified	130.00
(This minimum does not apply to add-on mechanical permits issued as supplementary to current outstanding permits for the same job.)	
2. MECHANICAL SINGLE FAMILY RESIDENCES AND DUPLEXES (GROUP I or R-3 INCLUDES CATEGORIES 03, 10 AND 41)	
New construction per square foot	0.10
Additions to Single Family Residences or Duplex per square foot	0.10
3. AIR CONDITIONING AND REFRIGERATION, INCLUDING THE RELOCATION OF EQUIPMENT	
Separate permits are required for electrical, water and gas connections For each ton capacity or fractional part thereof	21.48
4. FURNACES AND HEATING EQUIPMENT, INCLUDING COMMERCIAL DRYERS, OVENS AND OTHER FIRED OBJECT NOT ELSEWHERE CLASSIFIED (Includes all component parts of the system except fuel and electrical lines.)	
For each KW	4.30
5. STORAGE TANKS FOR FLAMMABLE LIQUIDS	
Per Tank	214.68
6. INTERNAL COMBUSTION ENGINES	
Stationary – each	107.34
7. COMMERCIAL KITCHEN HOODS	
Each	178.90
8. OTHER FEES	
Fire chemical halon and spray booths for each. Per system	150.28
Ductless fan each	42.94
Pneumatic Tube Conveyor System	
For each \$1,000 or fractional part of contract cost	15.04
Pressure Process Piping	
For each \$1,000 or fractional part of contract cost	15.04

Air Conditioning Duct Work	
For each \$1,000 or fractional part of contract cost	15.04
Cooling Tower	
For each \$1,000 or fractional part of contract cost	15.04

**F. BOILERS AND PRESSURE VESSELS**

Installation permit fees (including initial inspections and certificate).  
Does not include installation or connection of fuel and water lines.

1. BOILERS

The following fees apply to each boiler to be installed:

Boilers less than 837 MBTU - each	107.34
Boilers 837 MBTU to 6,695 MBTU - each	128.81
Boilers 6,695 MBTU and up - each	178.90
Steam driven prime movers - each	85.88
Steam actuated machinery - each	85.88
Unfired pressure vessels (operating at pressures in excess of 60 PSI and having volume of more than 5 cubic feet), each pressure vessel	107.34
Boiler repair for each \$1,000 or fractional part of contract cost	15.04

2. FEES FOR PERIODIC RE-INSPECTIONS

Steam boilers (annual) - each	178.90
Hot water boilers (annual) - each	74.43
Unfired pressure vessels (annual) - each	65.84
Miniature boilers (annual) - each	65.76
Certificate of inspection (where inspected by insurance company) - each	107.34
Shop inspection of boiler or pressure vessels per completed vessel	107.34
Insulation:	
For each \$1,000 or fractional part of contract cost	15.04
Mechanical Ventilation:	
For each \$1,000 or fractional part of contract cost	15.04
Ductless Ventilation:	
For each \$1,000 or fractional part of contract cost	15.04

**G. COST OF PUBLICATIONS AND RECORDS**

1. COPIES OF DEPARTMENTAL RECORDS

Plan reproductions from microfilm - per sheet	6.25
Reproduced records - per page	0.159
Double sided copies - per page	0.205
Certified copies - per page	1.0025
Notary public service - per <u>pagdocument</u>	1.0025
Research and ordering plans per address or permit number	18.75
Open permit search per address or folio (additionally a fee of \$1.2500)	43.75

per page will be charged for certification or records).

**H. ANNUAL FACILITY PERMIT FEES**

In accordance with provisions of the Florida Building Code and Chapter 10 of the Code of Miami-Dade County, each firm or organization in Miami-Dade County which performs its own maintenance work with certified maintenance personnel in Factory-Industrial (group F) Facilities, as well as helpers there under, may pay to Miami-Dade County an annual Master and Subsidiary Facility Permit (Premise Permit) – fee in lieu of other fees for maintenance work. Such fee shall be paid to ~~the~~ Building and Neighborhood Compliance ~~Department~~ and such permit shall be renewed annually at a fee which is calculated in accordance with the provisions of this subsection.

1. CALCULATION OF THE INITIAL MASTER FACILITY PERMIT FEE

Each firm or organization which obtains an annual master facility permit shall include in their application for such permit the total number of maintenance personnel, including helpers and trainees thereunder, assigned to building, electrical, plumbing or mechanical work. The Master Facility Permit (Premise Permit) Fee shall be computed by multiplying the total number of such employees times the fee.

Master Facility Permit Fee (Multiply number of employees by fee)	71.56
Minimum Master Facility Permit Fee	1,352.43

2. CALCULATION OF THE INITIAL SUBSIDIARY FACILITY PERMIT FEE

Each firm or organization which utilizes decentralized locations in addition to the main location described under Point 1 above, may additionally apply for a Subsidiary Facility Permit (Premise Permit) for each such decentralized location. Such application for a Subsidiary Facility Permit (Premise Permit) shall include the same information required in Point 1 above.

Subsidiary Facility Permit Fee (multiply number of employees by fee)	71.56
Minimum Subsidiary Facility Permit Fee	379.25

3. RENEWAL OF FACILITY PERMIT

Prior to each Facility Permit expiration, the holder will be sent a renewal notice to continue the Premise Permit for the next renewal period. The calculation of the renewal Premise Permit fee shall be the same as the method used to calculate the original Facility Permit fee. No allowances shall be made for late renewal fees or part year renewal fees.

**I. 40 YEAR RECERTIFICATION FEES**

For every application for 40 year recertification under Chapter 8 of the Miami-Dade County Code, there shall be paid to ~~the~~ Building and Neighborhood Compliance ~~Department~~, a fee for processing each application

375.00

For every application for subsequent recertification at 10 year intervals thereafter, there shall be paid to <del>the</del> Building and Neighborhood Compliance <del>Department</del> a fee for processing each application	375.00
--	--------

For every extension request for 40 year recertification (or subsequent 10-year interval recertification) under Chapter 8 of the Miami-Dade County Code there shall be a fee paid to <del>the</del> Building and Neighborhood Compliance <del>Department</del>	<del>62.50</del> 375.00
---	-------------------------

Recording Fees: <del>as established by the Clerk of the Court (Recorder).</del>	<u>Established by Clerk of 62.50 the Court</u>
---	--

**J. STRUCTURAL GLAZING SYSTEMS RECERTIFICATION FEES**

For the initial application for structural glazing recertification and each subsequent application under Chapter 8 of the Miami-Dade County Code there shall be paid to <del>the</del> Building and Neighborhood Compliance <del>Department</del> an application-processing fee	354.33
---	--------

**K. ENFORCEMENT FEES**

Case Processing fee <del>₹</del> each ( <del>Unsafe Structures</del> )	500.00 <del>90</del>
<del>Pictures/Photographs</del> - each	<del>1.50</del> 2.86
<u>Initial</u> Inspection Fee	157.43
Re-Inspection Fee	107.34
Posting of Notices <del>₹</del> each	50.10
Unsafe Structures <del>Board</del> Panel Processing Fee	178.90
Title Search	Actual Cost
Court Reporting	Actual Cost
Legal Advertisement	Actual Cost
Permit Fees	Actual Cost
<del>Lien/Recordation/Cancellation of Notices</del> - each	<del>Actual Cost</del>
Bid Processing Fee	143.11
Demolition/Secure Services	Actual Cost
Asbestos Sampling and Abatement	Actual Cost
<del>Corporate Information</del>	<del>28.63</del>
Extension Fee	150.00

**L. CERTIFICATE OF OCCUPANCY (CO) AND CERTIFICATE OF COMPLETION ~~BUILDING AND NEIGHBORHOOD COMPLIANCE DEPARTMENT~~**

The following fees shall be paid for all uses. All structures are issued permanent Certificated of Occupancy or Completion which shall remain valid for an unlimited time, unless revoked for cause, or abandoned, provided there is no change of occupancy, or that there is no enlargement, alteration, or addition in the use or structure	49.88
---	-------



Temporary Certificate of Completion or Occupancy (Building and Neighborhood Compliance- <del>Department</del> )	49.88
---	-------

## II. NEIGHBORHOOD COMPLIANCE

### DIVISION FEES:

1. ***Criminal Case Processing Recovery Fees***

Case Processing Fee	500.00
Inspection (each) when in excess of four	100.00
Photographs	1.50

***A. 2. Case Civil Court Processing Recovery Fees***

Case Processing Fee	500.00
Inspection (each) when in excess of two	100.00
Photographs	1.50
Surveys and Other Exhibits	Actual Cost
County Attorney's fees	Actual Cost
Court Filing Fees (each document)	Actual Cost

***B. 3. Code of Miami-Dade County-Chapters 17, 17A, and 17B***

(Minimum Housing)	
Case Processing Fee <del>(each)</del>	360.00
Photographs <del>- each</del>	1.50
Inspection <del>(each)</del>	75.00
Posting of Notices <del>(each)</del>	<del>50.10</del> 75.00
<del>HBA Appeals Board Processing Fee</del>	<del>150.00</del>
Title Search	Actual Cost
Final Order	100.00
Court Reporting Transcription (Plus Transcript/Actual Cost)	50.00
Legal Advertisement	Actual Cost
Bid Processing Fee	100.00
Demolition/Secure Services	Actual Cost
Asbestos Sampling and Abatement	Actual Cost
<del>Corporate Information</del>	<del>75.00</del>
<del>County Attorney (Board Representation)</del>	<del>100.00</del>
<del>Per hour</del>	
<del>Lien Settlement Agreement</del> _____ 75.00	<del>75.00</del>

4. ***Lien Settlement/Collection Processing Fees***

Lien Processing Fee	500.00
Lien Recording Fee	50.00
Lien Cancellation Fee	50.00
Continuing Penalties	Actual Cost

	Research Fee	125.00
	Posting of Notices	75.00
<b>C.</b>	<b>5- Surveys by County Department</b>	Actual Cost
<b>D.</b>	<b><u>Returned check charges per check</u></b> <u>\$20.00 or 5% amount (F.S. 832.07) plus \$1.50 bank charge or other rate as amended from time to time.</u>	
<b>E.</b>	<b>6- Interest</b> Interest charges at the rate of <u>102%</u> per year, or other rate as amended by the Board of County Commissioners from time to time, may be assessed in addition to any other penalties.	
<b>F.</b>	<b>7- Special Projects</b> A fee equal to actual staff time and related costs shall be assessed for special developers, homeowner groups, attorneys, realtors, etc., to determine if any existing violations are on the property through a review of departmental records. Such special fee only will be levied for requests in accord with Administrative Order 4-48.	
<b>G.</b>	<b><u>Chapter 17A-19 Annual Foreclosure Registry Fee</u></b>	<u>125.00</u>

### **III. LIEN FEES:**

<b>A.</b>	<b><u>Lien Settlement/Collection Processing Fees</u></b>	
1.	<u>Lien Processing Fee</u>	<u>500.00</u>
2.	<u>Lien Payoff/Estoppel Letter</u>	<u>75.00</u>
3.	<u>Lien/Recordation/Cancellation of Notices - each</u>	<u>Actual Cost</u>
4.	<u>Continuing Penalties</u>	<u>Actual Cost</u>
5.	<u>Research Fee - each</u>	<u>125.00</u>
6.	<u>Posting of Notices - each</u>	<u>50.10</u>

### **IV. BOARDS AND BUILDING CODE ADMINISTRATION FEES: CODE COMPLIANCE DIVISION FEES**

**A.**      **GENERAL FEES**

- |    |   |  |
|----|---|--|
| 1. | <u>Recording fees in connection with those matters to be recorded</u> | <u>Established by Clerk of the Court</u> |
| 2. | <u>Research matters extraneous to normal activities</u>               | <u>Actual staff time and costs</u>       |

**B.**      **PRODUCT CONTROL FEES**

- |                    |  |   |
|--------------------|--|---|
| 1.                 | New application for certification of products, materials or systems, (includes technical review of Notice of Acceptance (NOA) and quality assurance <u>auditing</u> ), <u>valid for a period of five (5) years</u> | 4,000.00  |
| 2.                 | Revision of notice of acceptance with respect to certification of products, materials, or systems  | 1,500.00  |
| 3.                 | New Application fee for the accreditation of testing laboratories valid for a period of five (5) years   | 4,000.00  |
| a)                 | Renewal of testing laboratory accreditation for a period of five (5) years   | 1,500.00  |
| b)                 | Revision of an existing testing laboratory certificate accreditation   | 1,500.00  |
| 4.                 | Travel expenses incurred in the process of conducting quality assurance audits or laboratory accreditations  | Actual Cost   |
| 5.                 | Renewal of certification, prior to expiration, valid for a period of five (5) years  | 1,500.00  |
| 6.                 | Annual certificate of competency as a manufacturer or fabricator, payable every two (2) years  | 1,000.00  |
| 7.                 | South Florida Building Code books, Florida Building Code books, supplements, and additions and all publications and automated information systems  | Cost of production, publication and distribution    |
| <del>8.</del>      | <del><u>Recording fees in connection with those matters to be recorded</u></del>   | <del><u>Established by Clerk of the Court</u></del> |
| <del>9.</del>      | <del><u>Research matters extraneous to normal activities of Building and Neighborhood Compliance Department</u></del>  | <del><u>Actual staff time and costs</u></del>       |
| <del>8</del><br>9. | Application fee for the review and approval of building material(s) for special project on a one-time basis  | Actual Cost   |
| <del>9</del><br>4. | Expedited review for certification performed by outside consultants, in addition to regular application fee  | Actual Cost   |

**C.**      **CONTRACTOR, QUALIFYING AGENT, MASTER, JOURNEYMAN, INSTALLER, MAINTENANCE**

**PERSONNEL APPLICATION FEES, AND BOARD FEES**

12.	APPLICATION FEE FOR CONTRACTOR CERTIFICATE OF COMPETENCY, NON-REFUNDABLE <i>(This same fee also applies to contractors who make application for each additional qualifying agents)</i>	315.00		
	a) Change of affiliation	350.00		
	b) Inactivation of certificate	150.00		
<del>2.4</del> 3.	APPLICATION FEE FOR PERSONAL CERTIFICATE OF ELIGIBILITY, INCLUDING A NON-REFUNDABLE PROCESSING FEE	80.00		
	a) Certificate of Eligibility	315.00		
	b) Certificate of Competency for masters, installers, welding inspectors	315.00		
	c) Certificate of Competency for journeymen and maintenance personnel	240.00		
<del>3.4</del> 4.	CERTIFICATES FOR NON-TRANSFERABLE RENEWAL		1 YEAR	2 YEARS
	a) The certificate issued pursuant to the provisions of Chapter 10 of the Code of Miami-Dade County shall be non-transferable. Certificates renewed by the expiration date shall require payment of the following fees:			
	1) Contractors, subcontractors, specialty contractors and welding inspectors	60.00	120.00	
	2) Qualifying agent for building and engineering contractor categories	60.00	120.00	
	3) Masters, journeymen, installers and maintenance personnel	60.00	120.00	
	b) Registration fee for State of Florida Certified Contractors	30.00	60.00	
	c) Registration fee to allow journeymen licensed elsewhere in the State of Florida to perform work in Miami-Dade County	25.00	50.00	
	d) Registration fee for certified contractors licensed elsewhere to perform post disaster repair work only (for 6 months only)			150.00
	e) Duplicate certificates (all types)			20.00
<del>4.4</del> 5.	LATE CERTIFICATE OF COMPETENCY RENEWAL FEES			
	All certificate renewals shall be due and payable upon expiration. Those licenses not renewed by the expiration date shall be considered delinquent and subject to a delinquency fee.			
	a) Late renewal fees paid within one month following expiration will be subject to a delinquency penalty of twenty-five (25) percent of the renewal fee.			
	b) Late renewal fees paid after one month following expiration will be subject to a delinquency penalty of fifty (50) percent of the renewal fee.			

<del>16.</del>	<del>PHOTOGRAPHS TAKEN FOR CERTIFICATE OF ELIGIBILITY APPLICATION AND EXAMINATION</del>	
	<del>Charge per photo</del>	<del>5.00</del>
<del>17.</del>	<del>LAMINATION OF CERTIFICATE OF COMPETENCY AND ELIGIBILITY CARDS</del>	
	<del>Lamination per card</del>	<del>3.00</del>
<del>5.4</del> <del>8.</del>	PREPARATION OF AFFIDAVIT ON STATUS OF CERTIFICATE HOLDER	
	<u>Per affidavit</u>	50.00
<del>6.4</del> <del>9.</del>	CHARGE FOR CONTRACTORS/TRADESMEN CERTIFICATION PRINTOUT <del>PER PAGE</del>	
	Per page	3.50
<del>7.2</del> <del>0.</del>	ADDITIONAL CREDIT REPORTS	12.00
<del>8.2</del> <del>4.</del>	PREPARATION OF CERTIFIED RECORDS FOR COURT APPEALS	
	<del>For the purpose of court appeals, wherein the Director of the Miami-Dade County Building and Neighborhood Compliance Department is requested to make available the record upon which the decision of the Construction Trades Qualifying Board, Unsafe Structures Board or other Administrative Board is based, there shall be paid to the Building and Neighborhood Compliance Department, for the preparation of a certified copy of the record, a fee of \$275.00, (to be paid at the time of the request).</del>	<u>275.00</u>
<del>9.2</del> <del>2.</del>	REGISTRATION FEE FOR CONTINUING EDUCATION SPONSORS	200.00
<del>10.</del> <del>23.</del>	REVIEW OF CONTINUING EDUCATION COURSE APPLICATION	
	A fee of \$25.00 per credit hour will be charged, not to exceed \$100.00 per course.	
<del>11.</del> <del>24.</del>	CRIMINAL PROCESSING RECOVERY COST	
	Case processing Fee	350.00
	Inspection <del>--</del> each	60.00
	<del>Pictures</del> <u>Photographs</u> - each	<u>1,502.00</u>
	Corporate Information	20.00
	<del>Case Processing</del> — each	<del>60.00</del>
	<u>Court Appearance</u> - each	<u>60.00</u>
	Posting of Notices <del>--</del> each	30.00
	<del>Lien Recordation/Cancellation of Notices</del> — each	<del>35.00</del>
<del>12.</del> <del>25.</del>	Code of Miami-Dade County – CHAPTER 8 (UNSAFE STRUCTURES <u>BOARD</u> )	
	Case <u>intake</u> processing Fee	350.00
	<del>Pictures</del> <u>Photographs</u> - each	<u>1,502.00</u>

Inspection Fee	110.00
Re-inspection Fee	75.00
Posting of Notices -- each	<del>30.00</del> 125.00
<u>Unsafe Structures Board Fee</u>	<u>125.00</u>
Court Reporting Transcription	Actual Cost
Legal Advertisement	Actual Cost

13. ENFORCEMENT FEES  
~~26.~~

CONTRACTOR ENFORCEMENT

Case processing Fee	350.00
Field Inspection	100.00
Re-inspection Fee	60.00
Personal Service of Notices – each	30.00
Photographs – each	<u>1.50</u> <del>2.00</del>
Probable Cause Hearing	50.00
Formal Hearing per hour	50.00
Disciplinary Complaints Preparations and Service	200.00
Recordation/Removal of Board Order	35.00
County Attorney (Board Representation) – per hour	100.00
Stipulated Agreement Preparation	300.00
Lien Processing Fee	50.00
Lien Settlement Fee	50.00
Court Reporting Transcription	Actual Cost

D. COPIES OF RECORDS

<u>Single-sided copies - per page</u>	<u>0.15</u>
<u>Double-sided copies - per page</u>	<u>0.20</u>
<u>Certified copies - per page</u>	<u>1.00</u>
<u>Notary public service - per document</u>	<u>1.00</u>

E. ASSESSMENT OF CODE ADMINISTRATION FEE

<u>Per Miami-Dade County Code Section 8-12, each Building Official of Miami-Dade County shall assess a code administration fee of - per one thousand dollars (\$1,000.00) or fractional value of the work to be done under the permit</u>	<u>0.60</u>
---	-------------

VALUE OF WORK CALCULATION

- |    |  |                    |
|----|--|--------------------|
| 1) | <u>Building Code occupancy Groups S1 and F (Storage and Industrial) - per square foot of construction;</u>   | <u>56.25</u>       |
| 2) | <u>All other occupancy groups - per square foot of construction;</u>   | <u>81.25</u>       |
|    | <u>or</u>  |                    |
| 3) | <u>For large and unusual projects, the value of the work shall be the actual cost of such work determined by the applicant and approved by the Building Official</u> | <u>Actual Cost</u> |

I.O. No.: 4-111  
 Adopted: ~~9/22/2011~~  
 Effective: ~~10/03/2011~~

MIAMI-DADE COUNTY  
 IMPLEMENTING ORDER

FEE SCHEDULE FOR REGULATORY AND ECONOMIC RESOURCES  
(PLANNING AND ZONING SERVICES)

**AUTHORITY:**

Ordinance No. 76-60; the Miami-Dade County Home Rule Charter including, among others, Sections 1.01 and 2.02A; Sections, 2-113, 2-114.1, 2-114.2, 2-114.3, 2-114.4, 2-116.1, 8-5, 20-4, 20-6, 20-9, 33-285, 33-303.1, 33E-15, 33G-6, 33H-16, 33I-13, 33J-14, 33K-14, and Chapter 18A of the Code of Miami-Dade County.

**SUPERSEDES:**

This Implementing Order (IO) supersedes IO 4-111, ordered September ~~22~~, 201~~1~~~~0~~ and effective October ~~31~~, 201~~1~~~~0~~.

**POLICY:**

A schedule of fees covering the cost of providing planning and zoning services shall be established and no application, permit, certificate or receipt shall be issued until the appropriate fee is paid. Additionally, no special study shall be prepared until a memorandum of agreement has been entered into or payment made.

**PROCEDURE:**

The responsibility for this Implementing Order is assigned to the Director, planning and zoning services, who shall be responsible for the collection of fees and the delivery of required services pursuant to Chapters 8 and 33 and Section 2-104 of the Code of Miami-Dade County. Each two years or earlier, if need be, the Director shall review all fees in terms of their cost and recommend necessary changes to the County Mayor.

**FEE SCHEDULE:**

The fee schedule adopted by this Implementing Order has been presented and is considered a part hereof. In accordance with Section 2-3 of the Code of Miami-Dade County, this official Fee Schedule is also filed with the Clerk of the Board of County Commissioners. Fees which are charged by the planning and zoning services shall be the same as those listed in the Official Fee Schedule on file with the Clerk of the County Commission.

This Implementing Order is hereby submitted to the Board of County Commissioners of Miami-Dade County, Florida.

Approved by the County Attorney as  
 to form and legal sufficiency \_\_\_\_\_



**Planning and Zoning Services  
Fee Schedule**

**TABLE OF CONTENTS**

<b>I.</b>	<b>REQUESTS FOR WRITTEN ADVISORIES OF COMPREHENSIVE DEVELOPMENT MASTER PLAN (CDMP) CONSISTENCY (OTHER THAN FOR DEVELOPMENT/SERVICES CONCURRENCY DETERMINATION)</b>	
A.	Interpretation/Explanation of CDMP Provisions, Including Adopted Land Use Plan (LUP) Map and Interpretation of LUP Map Text Consistency Determinations Relative to a Specific Location.....	1
B.	Interpretation/Explanation of Adopted Components Goals, Objective, and Other Text Not Related to a Specific Location.....	1
<b>II.</b>	<b>APPLICATIONS TO AMEND THE CDMP</b>	
A.	Land Use Element .....	1-2
B.	Traffic Circulation Sub-Element .....	2-3
C.	Mass Transit Sub-Element .....	3
D.	Port, Aviation, and Port of Miami Sub-Element .....	3
E.	Capital Improvements Elements (CIE) .....	3
F.	All Elements (including A-E above) .....	3
<b>III.</b>	<b>PREPARATION OF SPECIAL PROJECTS, STUDIES, REPORTS, OR PROVISION OF DATA</b>	
A.	Graphics Services .....	4
B.	Non-Graphic Services .....	4
<b>IV.</b>	<b>CERTIFICATE OF USE (C.U.) AND TEMPORARY CERTIFICATE OF USE (T.C.U.)</b>	
A.	Residential .....	4-5
B.	Business, Wholesale and Retail .....	5
C.	Industrial.....	5
D.	Unusual Uses, Special Permits, Business and Industrial Use Variances .....	5-6
E.	Agricultural .....	6
F.	Trailer Use Certificates .....	6
G.	Maximum Fee .....	6
H.	Change of Use, Business Ownership or Name .....	6
I.	Refunds .....	6
J.	Occupancy without a CU.....	6
K.	Failure to Renew CU, Temporary Certificate of Use (TCU) or Temporary CU.....	6
L.	“Up-Front” Fee .....	7
M.	CU and TCU, Inspection Fee .....	7
N.	CU Re-inspection Fee .....	7
O.	Alcohol Fees and Renewal Fees .....	7
P.	Certification of Residence.....	7
<b>V.</b>	<b>ZONING APPLICATION FEES</b>	
A.	Public Hearing Administrative Modifications and Reformatations .....	8-9
B.	Non-Use Variance Administrative Site Development Option (ASDO) Public Hearings (Residential/One Lot) .....	9
C.	Unusual Use-Mobile Home as a Watchman’s Quarters.....	9
D.	Public Hearings for Private Schools, Houses of Worship, etc. ....	9
E.	Unusual Use-Lake Excavation.....	9
F.	Non-Use Variance Signs .....	9
G.	Revisions to Public Hearings Plans .....	9
H.	Revisions of Legal Description .....	9
I.	Appeals of CZAB Decisions .....	10
J.	Entrance Feature Application Fees .....	10
K.	Appeals of Entrance Feature Decisions .....	10
L.	Administrative Adjustment Application Fees .....	10
M.	Appeals of Administrative Adjustment Decisions .....	10-11
N.	Appeals of Administrative Decisions of Director and Amendments to Zoning Regulations .....	11
O.	Appeals of Administrative Decisions of the Executive Council .....	11
P.	Severable Use Rights .....	11
Q.	Administrative Site Plan Review Fee (Residential).....	11
R.	Administrative Site Plan Review Fee (Commercial).....	12
S.	Administrative Lake Plan Review Fee.....	12
T.	Class I Permits .....	12
U.	Class IV Permits .....	12
V.	Other Processing and Research Fees .....	12

**Planning and Zoning Services  
Fee Schedule**

W. Governmental Facilities .....	12-13
X. Shoreline Applications .....	13
Y. Substantial Compliance Determination .....	13
Z. Zoning Kit and Subscriptions .....	13
AA. Zoning Logbook and Agenda Subscriptions.....	13
BB. Hearing Tapes.....	13
CC. Re-Advertisement and Re-Notification for Deferred or Remanded Hearing Applications .....	13
<b>VI. ZONING INSPECTION FEES</b>	
A. Inspection Fee .....	13
B. Inspections Requiring Overtime .....	13
<b>VII. GENERAL INFORMATION</b>	
A. Concurrency Review .....	14
B. Impact Fees .....	14
C. Preparation of Certified Records for Court Appeal .....	14
D. Copies of Departmental Records, Verification of Documents and Research of Plans (expanded) .....	14
E. Fees Based on Estimated Cost - Documentation Requirements .....	14
F. Publications .....	15
G. Late Payment Charges on Unpaid Amounts Due to <del>the Department of</del> Planning and Zoning .....	15
H. Surcharge .....	15
I. Images Online .....	15
J. Conversion of Documents to Images (Scanning) .....	15
K. Refunds .....	15
<b>VIII. DEVELOPMENTAL IMPACT COMMITTEE LARGE SCALE APPLICATIONS.....</b>	<b>15-17</b>
<b>IX. VESTED RIGHTS/TAKINGS FEES</b>	
A. Section 2-114.1 - Miami-Dade County Code - Vested Rights/Taking-Base Fee.....	17
B. Vested Rights/Takings – Size of Application.....	17
<b>X. EXTENSION OF CAPACITY RESERVATION .....</b>	<b>17</b>
<b>XI. APPEALS OF PLAT COMMITTEE DECISIONS .....</b>	<b>18</b>
<b>XII. APPEALS OF IMPACT FEE ASSESSMENTS .....</b>	<b>18</b>
<b>XIII. ADJUSTMENT OF LANDSCAPING REQUIREMENTS APPLICATION FEES .....</b>	<b>18</b>
<b>XIV. LAKES AND LANDFILLS .....</b>	<b>18</b>
<b>XV. ZONING PLANS PROCESSING FEES</b>	
A. Initial Landscape Fee .....	18
B. Re-Work Fees .....	18-19
C. Revised Landscaping Plans Fee.....	19
<b>XVI. ZONING REVIEW FEE ASSOCIATED WITH BUILDING PROCESS</b>	
A. Revised Plans Fee .....	19
B. Up-Front Processing Fee .....	19
C. Minimum Fee for Building Permit .....	19
D. New Building or Additions .....	19-20
E. New Construction Other Than as Specified Herein .....	20
F. Alterations and Repairs to Building and Other Structures (Except Group I) .....	21
G. Moving Buildings for Other Structures .....	21
H. Slabs.....	21
I. Fences and/or Walls .....	21
J. Swimming Pools, Spas, and Hot Tubs .....	21
K. Temporary Platforms and Temporary Bleachers to be Used for Public Assembly .....	21
L. Screen Enclosures, Canopies and Awnings .....	21
M. Sign Permit Fees .....	22
N. Tie Down .....	22
O. Satellite Dish .....	22
P. Ornamental Iron .....	22
Q. Signs & Architectural Features (Indoor Neons) .....	22

**Planning and Zoning Services  
Fee Schedule**

<b>XVII. CHAPTER 163 DEVELOPMENT AGREEMENTS .....</b>	<b>22</b>
<b>XVIII. FEE FOR MONITORING DEVELOPMENT OF REGIONAL IMPACT AND OTHER MAJOR PROJECTS .....</b>	<b>22</b>
<b>XIX. HISTORIC PRESERVATION FEES</b>	
A. Certificate of Appropriateness (COA).....	23
B. Certificate to Dig (CTD) Approval Letter.....	23
C. Ad Valorem Tax Abatement Application .....	23
D. Designation Report Requests .....	23
E. Deferment or Continuance of Hearing After the Legal Ad has been Placed .....	23

## Planning and Zoning Services Fee Schedule

The following schedule details the charges and fees associated with planning and zoning services:

**PSUR8** A surcharge of eight percent was introduced on all CDMP fees effective October 1, 2010.

### I. REQUESTS FOR WRITTEN ADVISORIES OF COMPREHENSIVE DEVELOPMENT MASTER PLAN (CDMP) CONSISTENCY (OTHER THAN FOR DEVELOPMENT/SERVICES CONCURRENCY DETERMINATION)

For special written advisory letters/memoranda regarding the relationship of a particular parcel or the consistency of a proposed development action to the provisions of the Comprehensive Development Master Plan (CDMP) that are requested pursuant to Section 2-113 of the Code of Miami-Dade County and apart from regular development order approval processes, the requesting party shall pay the following charges:

#### A. INTERPRETATION/EXPLANATION OF CDMP PROVISIONS, INCLUDING ADOPTED LAND USE PLAN (LUP) MAP AND INTERPRETATION OF LUP MAP TEXT CONSISTENCY DETERMINATIONS RELATIVE TO A SPECIFIC LOCATION

<b>MP01</b>	<b>Size of Parcel of Proposed Development (gross acres)</b>	<u>Fee</u>
	Under 1.0 acre	\$114
	1.0 acres - 5.0 acres	228
	5.1 acres - 20.0 acres	342
	20.1 acres and over	570

Requests involving research of multiple parcels in a large-scale development shall be charged in accordance with item IV B, herein.

#### B. INTERPRETATION/EXPLANATION OF ADOPTED COMPONENTS GOALS, OBJECTIVES AND OTHER TEXT NOT RELATED TO A SPECIFIC LOCATION

<b>MP02</b>	Each issue/question not related to Level of Service (LOS) Standards	114
<b>MP02A</b>	Each issue/question related to LOS Standards	171

The Director of ~~the Department of~~ Planning and Zoning, or their designee, may condition such advisories on the information made available by the requesting party or defer to more complete development order review procedures. The conditional nature of all special advisories shall be addressed in the document.

### II. APPLICATIONS TO AMEND THE CDMP

#### A. Land Use Element

1. LUP Map (except for Roadway and Transit changes which are covered in B), Agricultural Subarea 1 Map, Open Land Subareas Map, and Environmental Protection Subareas Map, which applications are requested for processing during regular semi-annual CDMP amendment cycles:

<b>MP03</b>	a) Regional Urban Center	109,440
<b>MP03A</b>	b) Metropolitan Urban Center	85,500
<b>MP03B</b>	c) Community Urban Center	54,720

**Planning and Zoning Services  
Fee Schedule**

<b>MP05</b>	d) Other	
	Size of Area (gross acres) <b>Subject to Application</b>	<u>Fee</u>
	Up to 5.0	\$11,400
	5.1 - 10.0	21,660
	10.1 - 20.0	42,750
	20.1 - 40.0	64,410
	40.1 - 80.0	85,500
	80.1 - 160.0	102,600
	160.1 - 320.0	119,700
	320.1 - 480.0	136,800
	480.1 - 640.0	153,900
	640.1 - 800.0	171,000
	800.1 - 960.0	188,100
	960.1 - 1120.0	205,200
	1120.1 - 1280.0	222,300
	1280.1 and above	171/acre
<b>MP05E</b>	e) The fee for any application requesting amendment to the LUP Map which includes a request to expand the Urban Development Boundary (UDB) or to redesignate to an urban land use outside the UDB shall be increased by 1) twenty-five (25%) percent of the amount indicated above in II.A.1.(d) for all applications up to eighty (80) acres in size, or 2) fifteen (15%) percent of the amount indicated above in II.A.1.(d) for applications larger than eighty (80) acres.	
<b>MP05F</b>	f) Application requesting amendment to the LUP Map to increase the currently planned residential density on land inside the UDB shall receive a reduction of the fee amount of 1) twenty-five (25%) percent of the amount indicated above in II.A.1.(d) for each application up to eighty (80) acres in size, or 2) fifteen (15%) percent of the amount indicated in II.A.1.(d) if the application area is larger than eighty (80) acres.	
<b>MP05G</b>	g) Applications requesting amendments to an Urban Expansion Area (UEA) boundary without amendment to the underlying future land use shall be charged 30 percent of the rate established in paragraph II.A.1.(d) above but not less than \$10,000.	
<b>MP06</b>	h) Applications requesting amendment to the LUP Map for processing concurrently with an application to approve or amend a Development of Regional Impact (DRI) development order pursuant to Sec. 2-116.1(5)(a), Code of Miami-Dade County, Florida, shall be charged \$91,200 if 640 acres or smaller, or if a request for Urban Center; if 640.1 acres or larger, such applications shall be charged 65 percent of the fee amount for the applicable parcel size listed in foregoing paragraph II.A.1.(a) through (g).	
<b>MP07</b>	2. Revision of the LUP Map Text Each issue-proposal (per paragraph)	17,100
<b>MP08</b>	3. Environmental/Historical or other Map Each issue/item including associated text	17,100
<b>MP09</b>	4. Covenant revisions and other changes amending land uses relating to specific land parcels	Two-thirds rate of II(A)(1)(d) above
<b>B. Traffic Circulation Sub-Element</b>		
<b>MP10</b>	1. Planning Future Roadway Network Map Per road lane-mile	17,100
<b>MP11</b>	2. Roadway Functional Classification Map Per road-mile (existing or future)	17,100

**Planning and Zoning Services  
Fee Schedule**

<b>MP12</b>	3. Limited Access Facilities Map Per road-mile or interchange	17,100
		<u>Fee</u>
<b>MP12A</b>	4. Other Map Per Mile	\$11,400
<b>C. Mass Transit Sub-Element</b>		
<b>MP13</b>	1. Future Mass Transit System Maps Per linear mile of service area, corridor, or alignment	17,100
<b>MP14</b>	2. Major Traffic Generators and Attractors Each major traffic generator	17,100
<b>D. Port, Aviation, and Port of Miami Sub-Elements</b>		
<b>MP15</b>	1. Major Aviation Facilities - Future Improvements Map Each Facility	17,100
<b>MP16</b>	2. Aviation Facility Improvements Each improvement project line item	17,100
<b>MP17</b>	3. Port of Miami River - Future Land Use Map	(Same as LUP Map II.A.1)
<b>MP17A</b>	4. Port of Miami 5 year or 10 year Plan map	17,100
<b>E. Capital Improvements Elements (CIE)</b>		
<b>MP18</b>	1. Each proposed project line item	17,100
<b>MP19</b>	2. Urban Infill or Concurrency Exception Area Maps	51,300
<b>F. All Elements (including A-E above)</b>		
<b>MP20</b>	1. Each Level of Service (LOS ) Standard or DRI Threshold (F.S.380) - addressing goal, objective, policy, or map	51,300
<b>MP21</b>	2. Each Non LOS Standard - addressing goal, objective or policy	17,100
<b>MP22</b>	3. Each monitoring measures item	10,260
<b>MP23</b>	4. Each other text change proposal item (up to 5 sentences)	17,100
<b>MP24</b>	5. Each other map change proposal or item	17,100
<b>MP25</b>	6. One or more non-LUP Map amendment proposals requested for processing concurrently with an application to approve or amend a DRI development order pursuant to Sec. 2-116.1(5)(a), Code of Miami-Dade County, Florida. This fee shall be charged only when a LUP Map amendment is not requested, and a fee is not charged, pursuant to par. II.A.1, above.	34,200

All above fees include any corresponding changes to other Plan Elements, or components thereof, required for internal consistency.

In the event that the applicant withdraws the application for amendment prior to the deadline established in Section 2-116.1(8), Code of Miami-Dade County, amendment fees paid shall be refunded.

## Planning and Zoning Services Fee Schedule

In the event that the Board of County Commissioners fails to approve transmittal of a non-small scale amendment application to the State Land Planning Agency per Sec. 2.116.1(3)(g) of the Code of Miami-Dade County, or the applicant withdraws the application or any portion thereof after the full refund deadline referenced above, but prior to transmittal action by the Board of County Commissioners, 1) twenty-five (25%) percent of the department's CDMP amendment fees paid shall be refunded.

The applicant shall not be authorized, subsequent to the "transmittal" hearing held by the Board of County Commissioners, to receive any refund of application fees.

County proprietary departments shall pay required fees at the time of application except that (a) during a regular annual update to the CIE, a single fee of \$11,400 shall be charged to the department for one or more changes to a Schedule of Improvements table; (b) fees shall not be charged to such departments for a major Element update to implement an Evaluation and Appraisal Report (EAR); and (c) the fee for a major update or revision to a Plan Element required by a proprietary department at a time other than during an EAR-based CDMP amendment cycle shall be \$57,000 paid at the time of application filing, with any costs incurred by ~~the Department of~~ Planning and Zoning in excess of the initial filing fee to be paid by the applicable department.

### III. PREPARATION OF SPECIAL PROJECTS, STUDIES, REPORTS, OR PROVISION OF DATA

For special studies, reports or file research requested by non-Miami-Dade County entities that are not prepared as part of the regular work program of ~~the Department of~~ Planning and Zoning, the requesting entity shall pay the following charges:

#### A. Graphics Services

1. Actual salary costs of personnel involved in providing services in effect at time of activity, and
2. Graphics materials used at estimated cost (unless supplied by entity requesting services), and
3. Department overhead operating costs equal to 7 times personnel's salary costs identified in 1 above.

#### B. Non-Graphics Services

1. Actual salary of personnel providing services in effect at time of activity, and
2. Department personnel support and overhead operating costs equal to 1.0 times personnel's salary costs identified in IV.B.1. above.

The Director of ~~the Department of~~ Planning and Zoning, or his or her designee, is authorized to administer these professional service charges through letters of agreement with non-County entities requesting such services.

### IV. CERTIFICATE OF USE (C.U.) AND TEMPORARY CERTIFICATE OF USE (T.C.U.)

The following original fees shall be paid for all uses. The indicated renewal fee applies to those uses, which are required to be renewed annually by Code or by Resolution. All non-renewable uses are issued permanent use certificates which shall remain valid for an unlimited time, unless revoked for cause, or abandoned, provided there is no change of use, ownership, or name, or that there is no enlargement, alteration or addition in the use or structure. An "up front" processing fee equal to 50% of the total C.U. fee shall be assessed at the time of filing an application. The processing fee is non-refundable but shall be credited towards the final C.U. fee.

#### A. RESIDENTIAL

Apartments, hotels, motor hotels and all multiple family uses per building

	<u>Fee</u>	<u>Renewal Fee</u>
--	------------	------------------------

**Planning and Zoning Services  
Fee Schedule**

<b>C003</b>	4 - 50 units		\$85.13	
<b>C021</b>	51 - 100 units		101.28	
<b>C022</b>	101 - 200 units		115.96	
<b>C023</b>	201 or more units		132.10	
<b>C004</b>	Private school, charter schools, day nursery, Convalescent and nursing home, hospital, Assisted Congregate Living Facilities (ACLF) and developmentally disabled home care	(Renewal Fee Code: <b>R101</b> , and <b>R102</b> )		
<b>C040</b>		(Renewal Fee Code: <b>R104</b> , and <b>R111</b> )		
<b>C041</b>		(Renewal Fee Code: <b>R110</b> )	139.44	73.39
<b>C042/ R124</b>	Home Office		36.70	22.02
<b>B. BUSINESS, WHOLESALE AND RETAIL</b>				
<b>C005</b>	All uses, except the following:			
	Per sq. ft. of business area		0.04	
	Minimum		139.44	80.73
<b>C006 R107</b>	Automobile, recreational vehicle, boat, truck, etc., rental or sales from open lot or combination open lot and building		139.44	
	Per sq. ft. of business area		0.04	
	Minimum		139.44	234.84
<b>C026 R308</b>	Change of owner of restaurant liquor/beer/wine/ in conjunction with restaurants, grocery stores, etc.		139.44	80.73
<b>C007</b>	<b>C. INDUSTRIAL</b>			
	All uses, except the following:			
	Per sq. ft. of business area		0.04	
	Minimum		139.44	80.73
<b>C008</b>	Automobile used parts yard, commercial incinerators, junkyards, slaughterhouses, bulk storage of petroleum products, trailer parks, tourist camps, utility plants of 30,000 sq. ft. or less	(Renewal Fee Code: <b>R112</b> , <b>R118</b> , <b>R119</b> , and <b>R120</b> )	0.03 234.84	
			<u>Fee</u>	<u>Renewal Fee</u>
	Per sq. ft. of business area			
	Minimum		\$647.28	234.84
<b>C501</b>	Automobile used parts yard, commercial incinerators, junkyards, slaughterhouses, bulk storage of petroleum products, trailer parks, tourist camps, utility plants over 30,000 sq. ft.	(Renewal Fee Code: <b>R501</b> )	924.68	342.12
<b>D. UNUSUAL USES, SPECIAL PERMITS, BUSINESS AND INDUSTRIAL USE VARIANCES</b>				
<b>C009/ R122</b>	All unusual uses, except the following:		324.38	246.58
<b>A026/ R121</b>	Churches		139.44	73.39



**Planning and Zoning Services  
Fee Schedule**

<b>C010</b>	Airports, racetracks, stadiums (Renewal Fee Code: <b>R106</b> , and <b>R116</b> )	647.28	234.84
<b>C011</b>	Cabaret, nightclub, liquor package store (Renewal Fee Codes: <b>R301</b> , <b>R302</b> , and <b>R304</b> )	428.58	388.96
<b>C012</b>	Rock quarries, lake excavation and/or filling thereof (Renewal Fee Code: <b>R117</b> )	509.31	246.58
	Minimum	509.59	
<b>C013</b>	Circus or carnival (per week) and special events	271.54	271.54
<b>C014</b>	Open lot uses (Renewal Fee Code: <b>R113</b> )	193.74	154.12
<b>C032</b>	Lot clearing, sub-soil preparation (Renewal Fee Code: <b>R123</b> )	161.45	146.78

**E. AGRICULTURAL**

<b>C027</b>	All uses, except as otherwise listed herein (Renewal Fee Code: <b>R105</b> )	193.74	183.47
-------------	--	--------	--------

**F. TRAILER USE CERTIFICATES**

Covers administrative and initial field inspection cost for all types of construction site field offices. Fee also covers cost of site plan review.

<b>C015</b>	(1) Mobile homes approved for temporary use during construction of a residence (Section 33-168, Code of Miami-Dade County)	264.20	264.20
<b>C016</b> <b>C030</b>	(2) Mobile homes or modular units approved for commercial purposes or development projects, including watchman's quarters and temporary sales offices	540.13	513.71
<b>C031</b>	(3) Construction field offices	183.47	183.47
<b>X010</b>	(4) Cash escrow processing fee	146.78	
<b>X011</b>	(5) Mobile home tag deposit	36.70	
<b>X029</b>	(6) Cash escrow processing (balloons)	73.39	
<b>X025</b>	(7) Cash escrow (demo)	293.55	

**G. MAXIMUM FEE**Fee

<b>C500</b>	The maximum fee for a CU provided no violation exists at the time of the CU.	\$924.68
-------------	--	----------

**H. CHANGE OF USE, BUSINESS OWNERSHIP OR NAME**

When there is a change of use, business ownership, or name, the fee shall be the original fee listed for the use proposed.

**I. REFUNDS**

No refunds shall be made of fees paid for use permits. In case of error, adjustments may be made by the Director of ~~the Department of~~ Planning and Zoning.

**J. OCCUPANCY WITHOUT A CU**

(In violation)	231.90
	Plus a double CU fee

## Planning and Zoning Services Fee Schedule

**A069 MP40** **K. FAILURE TO RENEW CU(s) or Temporary Certificate of Use TCU(s) not renewed on or before the renewal or expiration date will be assessed a \$220.16 violation fee plus a double CU or TCU TCC fee.**

### L. TEMPORARY CU "UP FRONT" FEE

**C033** When the TCU application is received, the applicant shall pay an "up-front" processing fee equal to \$36.70. This processing fee is not refundable. This fee shall be deducted from the total cost of the TCU.

### C024 M. CU AND TCU, INSPECTION FEE

When an inspection is necessary prior to the issuance of a CU or TCU, an inspection fee of \$86.97 shall be charged for each inspector who is required to make a field inspection. Temporary CUs will be charged at a fee equal to the final CU cost in addition to the inspection fee. This fee will be required regardless of the length of time the TCU is needed: up to ninety (90) days for CUs and up to sixty (60) days for TCUs.

### C034 N. CU RE-INSPECTION FEE

When extra inspection trips are necessary due to 1) wrong address being given on call for inspection, 2) required corrections not being made or completed at time specified or 3) failure to provide access to the property or use, a fee of \$86.97 for each inspector who must return shall be charged.

### O. ALCOHOL FEES AND RENEWAL FEES

<b>R300</b>	Bar/Lounge	80.73
	Liquor Package Store, Cabaret nightclub, (Refer to <b>C011</b> )	388.96
<b>R306</b>	Restaurant with Liquor and/or Beer and Wine	80.73
<b>R308</b>	Other Alcoholic Beverage uses not listed	80.73
<b>R303</b>	Outdoor Patio	234.84
	Private Club: Liquor and/or Beer and Wine	234.84
<b>R305</b> <b>R307</b>	Restaurant and Lounge/Bar	161.45

### P. CERTIFICATION OF RESIDENCE

Ordinance No. 08-133 applies to all residential properties in unincorporated Miami-Dade County acquired through a Certificate of Title (Foreclosures and Judgments). The Ordinance requires the title holders of foreclosed properties obtain a Certificate of Use (CU) prior to offering the property for sale, transfer or alienation.

#### Fee

<b>C300</b>	Single-family homes, condominiums, townhouses and duplexes Upfront fee assessed at the time of filing an application <b>\$257.50</b> . The fee is non-refundable but shall be credited towards the final	\$309.00
<b>C301</b>	Resubmittal	51.50

### V. ZONING APPLICATION FEES:

All application fees shall be paid in total, at the time of filing of the application, and no total fee shall be credited or refunded except when adjustment is warranted or deemed necessary due to

## Planning and Zoning Services Fee Schedule

departmental error. A refund of fifty percent (50%) of an original application fee may be refunded upon the withdrawal of an application when the written request for withdrawal is received within 60 days of the date of application. In no event, however, shall an appellant of a Community Zoning Appeals Board decision be entitled to a refund of the appeal fee.

**Z999** In addition to the zoning fees set forth below, the following items shall be assessed a fee of \$0.73 cents per notice for each additional notice mailed beyond a 500' radius. These fees shall be assessed for every occasion on which notices are mailed.

### A. PUBLIC HEARING, ADMINISTRATIVE MODIFICATIONS AND REFORMATION FEES

**Z100** Except as otherwise provided in B. through F. below, for every application for a zoning change, or  
**Z101** other zoning application, where a public hearing is required to be held and for every application  
 | where notices and advertisement are required, there shall be paid to ~~the Department of~~ Planning  
 and Zoning for the processing of each and every application, a minimum fee of 1,100.81 or  
 2,201.63 if the application is the result of a violation. The exact amount of each and every public  
 hearing application fee is established by the addition of the following fees:

<b>Z104</b>	Zone Change to AU/GU/RU1/RU2/RUIZ/EU/RU-1M (a)/RU-IM (b)	1,467.75
<b>Z114</b>	Zone Change to RUTH/MULTI-FAM/PAD	2,201.63
<b>Z124</b>	Zone Change to RU-5/RU-5A/OPD	2,935.50
<b>Z134</b>	Zone Change to BU	4,403.25
<b>Z144</b>	Zone Change to IU	3,669.38
<b>Z115</b>	Use Variance-AU/GU/RU-1/RU-2/RUIZ/EU	2,201.63
<b>Z125</b>	Use Variance-RUTH/MULTI-FAM/PAD	3,669.38
<b>Z135</b>	Use Variance-RU-5/RU5A-OPD	5,137.13
<b>Z145</b>	Use Variance-BU	5,137.13
<b>Z155</b>	Use Variance-IU	4,403.25
<b>Z972</b>	Non-Use Variance or Administrative Site Development Option (Residential)	733.38
		<u>Fee</u>
<b>Z973</b>	Non-Use Variance or Administrative Site Development Option (Commercial, Industrial, Office)	1,467.75
<b>Z974</b>	Special Exception	2,935.50
<b>Z975</b>	Modify/Delete	1,467.75
<b>Z976</b>	Unusual Use	2,935.50
	(1) Residential:	
<b>Z977</b>	Site Plan Review	1,467.75
<b>Z978</b>	Size of Property: 733.88 per 10 acres or portion	733.88

**Planning and Zoning Services  
Fee Schedule**

thereof

**Z979** Number of Units: 366.94  
per 15 units or portion thereof 366.94

(2) Commercial:

**Z980** Site Plan Review 2,201.63

**Z981** Size of Property: \$880.65 per 10 acres or portion  
thereof 880.65

**Z982** Size of Building: \$293.55 per 5,000 sq. ft. or portion  
thereof 293.55

**B. NON-USE VARIANCE or ADMINISTRATIVE SITE DEVELOPMENT OPTION (ASDO)  
PUBLIC HEARINGS (RESIDENTIAL/ONE LOT)**

**Z983** For every application for a non-use variance or ASDO for the new construction of, or addition to, a single  
**Z984** family residence (one lot maximum) or duplex (one lot maximum), there shall be paid to ~~the Department of~~  
Planning and Zoning a fee of \$1,614.53 (\$1,908.08 if the application is the result of a violation).

**C. UNUSUAL USE - MOBILE HOME AS A WATCHMAN'S QUARTERS**

**Z102** For every application for an unusual use for a trailer as a watchman's quarters, there shall be paid to ~~the~~  
**Z103** ~~Department of~~ Planning and Zoning a fee of \$1,614.53 (\$1,908.08 if the application is the result of a  
violation).

**D. PUBLIC HEARINGS FOR PRIVATE SCHOOLS, HOUSES OF WORSHIP, ACLF, NURSING HOMES  
AND CONVALESCENT HOMES**

**Z985** For every public hearing application for the above uses, there shall be paid to ~~the Department of~~ Planning  
**Z986** and Zoning a fee of \$2,935.50 (\$3,669.38 if the application is a result of a violation).

**E. UNUSUAL USE-LAKE EXCAVATION**

**Z987** For every application for an unusual use for a lake excavation, there shall be paid to ~~the Department of~~  
**Z988** Planning and Zoning a minimum of \$733.88 (\$1,078.80 if the application is the result of a violation). The  
exact amount of each and every lake excavation public hearing fee is established by the addition of the  
following fees:

**Z989** Site Plan Review 1,100.81

**Z990** 10 acres or portion thereof of water surface area 308.23

**F. NON - USE VARIANCE-SIGNS**

**Z997** For every application for a non-use variance for the installation of a sign(s), there shall be paid to ~~the~~  
**Z998** ~~Department of~~ Planning and Zoning a fee of \$2,201.63 (\$2,935.50 if the application is the result of a  
violation).

**G. REVISIONS TO PUBLIC HEARING PLANS**

**Z116** Submittal of the first revised plan will be processed by ~~the Department of~~ Planning and Zoning at no  
**Z117** additional cost to the applicant. Subsequent revisions will be processed at an additional charge of \$880.65  
(or \$1,174.20 if submitted 30 days or less prior to hearing) per revised plan and shall be paid in total at the  
time of submittal to ~~the Department of~~ Planning and Zoning.

## Planning and Zoning Services Fee Schedule

<b>H. REVISIONS OF LEGAL DESCRIPTION</b>		<u>Fee</u>
	Rework of a legal description as a result of revisions, corrections, inconsistencies and/or missing items.	60.00
<b>I. APPEALS OF COMMUNITY ZONING APPEALS BOARD DECISIONS</b>		
<b>Z500</b>	For every application for an appeal of a decision of the Community Zoning Appeals Board to the Board of County Commissioners, there shall be paid to <del>the Department of</del> Planning and Zoning for the processing of each and every application, a fee of \$1,100.81, to be paid at the time of application. Site plan modifications, where permitted, to appeal requests will be processed at an additional cost of \$880.65 (or \$1,174.20 if submitted 30 days or less prior to hearing) per revised plan.	
<b>J. ENTRANCE FEATURE APPLICATION FEES</b>		
<b>Z300</b> <b>Z301</b> <b>Z303</b>	For every administrative application for an entrance feature, there shall be paid to <del>the Department of</del> Planning and Zoning, for the processing of each and every application, a fee of \$733.88 (or \$1,467.75 if the application is the result of a violation). All such fees shall be paid, in total, at the time of the filing of the application, and no fee shall be credited or refunded. First plan revision will be processed at no charge; subsequent revisions will be processed at \$321.88 each.	
<b>K. APPEALS OF ENTRANCE FEATURE DECISIONS</b>		
<b>Z302</b>	For every application for an appeal of an entrance feature decision by the Miami-Dade County Plat Committee to the Community Zoning Appeals Board by an aggrieved property owner in the area, there shall be paid to <del>the Department of</del> Planning and Zoning, for processing of each and every application, a fee of \$513.71, to be paid at the time of application. Pursuant to the provisions of Section 33-311(c)(2), an appeal by an aggrieved applicant shall be by the filing of a de novo application for public hearing before the Community Zoning Appeals Board, with the fee to be paid subject to the public hearing application fee provisions herein.	
<b>L. ADMINISTRATIVE ADJUSTMENT APPLICATION FEES</b>		
	Any variance involving:	
<b>Z203</b>	Carport [max. 200 sq. ft.]	403.64
<b>Z204</b>	Utility shed [max. 100 sq. ft.]	403.64
<b>Z205</b>	Fence/wall	403.64
<b>Z208</b>	Storage of boat/RV	403.64
		<u>Fee</u>
<b>Z209</b>	Interior/exterior integration area	\$403.64
<b>Z211</b>	Setback adjustments for attached/detached structure(s):	770.57
<b>Z217</b>	Any administrative adjustment involving a tennis court, swimming pool or other recreational use	954.04
<b>Z219</b>	Any adjustment for the construction of a new residence	1,240.25
<b>Z220</b>	Other adjustments such as, but not limited to, lot area, lot frontage, lot coverage, etc.	954.04
<b>Z221</b>	Only one fee shall be assessed; should an application involve two (2) or more adjustments of a different category, the greater shall apply. For any application where a notice of violation has been issued, an	

## Planning and Zoning Services Fee Schedule

additional fee of \$293.55 shall be assessed.

### Z202 M. APPEALS OF ADMINISTRATIVE ADJUSTMENT DECISIONS

For every application for an appeal of an administrative adjustment decision of ~~the Department of~~ Planning and Zoning to the Community Zoning Appeals Board by any aggrieved property owner in the area, there shall be paid to ~~the Department of~~ Planning and Zoning, for the processing of each and every application, a fee of \$836.35, to be paid at the time of application. Pursuant to the provisions of Section 33-311(c)(2), an appeal by an aggrieved applicant shall be by the filing of a de novo application for a public hearing before the Community Zoning Appeals Board, with the fee to be paid subject to the public hearing application fee provisions herein.

### Z600 N. APPEALS OF ADMINISTRATIVE DECISIONS OF DIRECTOR AND AMENDMENTS TO ZONING REGULATIONS

For every application, except for appeals of the issuance of a rockmining certificate of use pursuant to Article XI, Chapter 33, of the Miami-Dade County Code, for an appeal of ~~the Department of~~ Planning and Zoning Director's Administrative Decision relative to matters by any aggrieved property owner in the area concerned, or by any aggrieved applicant, or for any application for zoning hearing to the zoning regulations, there shall be paid to ~~the Department of~~ Planning and Zoning, for the processing of each and every application, a fee of \$1,100.81, to be paid at the time of application. For any appeal of a decision of the Director in connection with the issuance of a rockmining certificate of use pursuant to the Rockmining Overlay Zoning Area in Chapter 33, of the Code of Miami-Dade County (ROZA overlay), the fees associated with such appeal shall be waived.

### Z991 O. APPEALS OF ADMINISTRATIVE DECISIONS OF THE EXECUTIVE COUNCIL

For every application for an appeal of the Miami-Dade County Executive Council's (Development Impact Fee Committee) Administrative Decision by any aggrieved property owner in the area concerned, or by any aggrieved applicant, the appellant shall pay to ~~the Department of~~ Planning and Zoning, for the processing of each and every application, a fee of \$513.71, to be paid at the time of application.

### Z602 P. SEVERABLE USE RIGHTS

Application fee for use of severable use rights as provided by ordinance

(1) Basic application fee per bonus development "receiver" site 733.88

### Z703 Q. ADMINISTRATIVE SITE PLAN REVIEW FEE (RESIDENTIAL)

For every application for an administrative review of site plans for residential use where such site plans do not require approval at a public hearing, there shall be paid to ~~the Department of~~ Planning and Zoning, for the processing of each and every application, a minimum fee of \$1,467.75.

**Z704** The exact amount of each and every administrative site plan review fee is established by the addition of the following fees: \$733.88 per 10 acres or portion thereof, and \$366.94 per 15 units or portion.

**Z706** Submittal of the first revised plan will be assessed by ~~the Department of~~ Planning and Zoning at no additional cost to the applicant. Subsequent revisions will be processed at an additional charge of \$880.65 per revised plan and shall be paid in total at the time of submittal to ~~the Department of~~ Planning and Zoning.

### Z707 R. ADMINISTRATIVE SITE PLAN REVIEW FEE (COMMERCIAL)

For every application for an administrative review of site plans for commercial use where such site plans do not require approval at a public hearing, there shall be paid to ~~the Department of~~ Planning and Zoning, for the processing of each and every application, a minimum of \$2,201.63.

## Planning and Zoning Services Fee Schedule

**Z708** The exact amount of each and every administrative site plan review fee is established by the addition of the  
**Z709** following fees: \$880.65 per 10 acres or portion thereof, and \$293.55 per 5,000 sq. ft. or portion thereof.

**Z711** Submittal of the first revised plan will be processed by ~~the Department of~~ Planning and Zoning at no additional  
 | cost to the applicant. Subsequent revisions will be processed at an additional charge of \$880.65 per revised plan  
 | and shall be paid in total at the time of submittal to ~~the Department of~~ Planning and Zoning.

### S. ADMINISTRATIVE LAKE PLAN REVIEW FEE

**Z800** For every application for an administrative review of lake plans where such lake plans do not require approval at  
**Z801** a public hearing, there shall be paid to ~~the Department of~~ Planning and Zoning, for the processing of each and  
 every application, a minimum of \$1,100.81. The exact amount of each and every administrative lake plan review  
 fee is established by the addition of the following fee: \$308.23 per 10 acres or portion thereof of water surface  
 area.

**Z711** Submittal of the first revised plan will be assessed by ~~the Department of~~ Planning and Zoning at no additional  
 | cost to the applicant. Subsequent revisions will be processed at an additional charge of \$880.65 per revised plan  
 | and shall be paid in total at the time of submittal to ~~the Department of~~ Planning and Zoning.

### Z947 T. CLASS I PERMITS

| For every review of a Class I permit application, there shall be paid at time of application to ~~the Department of~~  
 | Planning and Zoning, a fee of \$146.78.

### Z948 U. CLASS IV PERMITS

| For every review of a Class IV permit application where a zoning hearing is not required, there shall be paid at the  
 | time of application to ~~the Department of~~ Planning and Zoning, a fee of \$146.78.

### Z911 V. OTHER PROCESSING AND RESEARCH FEES

| 1) For each and every request for a Hearings Pre-Evaluation, there shall be paid to ~~the Department of~~ Planning  
 | and Zoning a fee of \$51.50.

**Z953** 2) In addition, ~~the Department of~~ Planning and Zoning may charge processing costs equal to actual staff time and  
 related costs for matters which involve research, including review of legal agreements, distribution of zoning  
 agenda listings to subscribing members of the public, letters reflecting preliminary assessment of a potential  
 zoning related matter or matters involving platting inquiries, release of Unity of Title (U.T.) trending  
 determinations, research of impact fees per folio number, etc. A minimum fee of \$110.09 shall be charged. All  
 Plat applications will be charged a total of \$360.50 per application. Subsequent submittals will be processed at a  
 fee of \$206.00.

| 3) For each and every Pre-Purchase Inspection Service Request, ~~the Department of~~ Planning and Zoning shall  
 | be paid a fee of \$309.00 for residential properties and \$360.50 for commercial properties.

### Z992 W. GOVERNMENTAL FACILITIES

| For each and every application for a public hearing for a governmental facility, there shall be paid to ~~the~~  
 | ~~Department of~~ Planning and Zoning, for the processing of each and every application, a fee of \$1,834.69.

### Z994 X. SHORELINE APPLICATIONS

| For each and every application for Shoreline Review there shall be paid to ~~the Department of~~ Planning and  
 | Zoning, for costs associated with processing said application, a fee as follows:

1. DETERMINATIONS (Developmental Impact Committee Executive Council)	<u>Fee</u>	<u>Renewal Fee</u>
--	------------	------------------------

## Planning and Zoning Services Fee Schedule

<b>MP61</b>	a. NEED FOR COMPLIANCE	\$257.50	
<b>MP62</b>	b. EXEMPTIONS	601.78	
<b>MP63</b>	c. VESTED RIGHTS	601.78	584.25
<b>MP30</b>	2. APPLICATION FEE (BASIC) (Applies to all development actions requiring Committee review) (Plat review subject to application fee only)	1,100.81	
<b>MP42</b>	3. PLAN REVIEW (BASIC) (Site plan review)	1,467.75	1,425.00
	4. MARINE CONSTRUCTION		
<b>MP65</b>	Marinas - 50 Boat Slips & over	733.88	
<b>MP66</b>	All Other Construction	234.84	

### Y. SUBSTANTIAL COMPLIANCE DETERMINATION

**Z995** For each and every application for a substantial compliance determination, there shall be paid to ~~the Department~~  
**Z965** ~~of~~ Planning and Zoning for the review of every application, a fee of \$1,467.75 for residential and \$2,201.63 for  
**Z510** commercial/industrial/office uses. First plan revision will be processed at no charge, subsequent plan revisions will be assessed a fee of \$880.65 each.

### Z. ZONING KIT AND SUBSCRIPTIONS

**Z921** For each and every subscription request for Zoning agendas, there shall be paid to ~~the Department of~~ Planning and Zoning, an annual subscription fee of \$220.16.

#### Z931 AA. ZONING LOGBOOK AND AGENDA SUBSCRIPTION

For each and every subscription request for copies of the zoning logbook and each agenda of monthly hearing files, there shall be paid to ~~the Department of~~ Planning and Zoning, an annual subscription fee of \$110.09.

#### Z996 BB. HEARING TAPES

For the preparation of a copy of a hearing tape upon request, for each and every tape requested, there shall be paid to ~~the Department of~~ Planning and Zoning, a fee of \$36.70.

#### CC. RE-ADVERTISEMENT AND RE-NOTIFICATION FOR DEFERRED OR REMANDED HEARING APPLICATIONS

**ZR67** For each and every zoning hearing application that is deferred or remanded to a date not yet advertised, there shall be paid to ~~the Department of~~ Planning and Zoning, a fee based on the actual cost of re-advertisement and re-notification, plus \$64.38 for applications involving Community Zoning Appeals Board. A \$321.88 fee shall be charged for Board of County Commissioners deferral, payable to the Board of County Commissioners.

### VI. ZONING INSPECTION FEE

#### A. INSPECTION FEE

**Z068** All inspections required as a result of a building permit will be assessed this fee. In addition, this zoning  
**ZR60** inspection fee will be tied to all completion holds. When extra inspection trips are necessary due to 1) wrong



## Planning and Zoning Services Fee Schedule

address being given on call for inspection, 2) required corrections not being made or completed at time specified, or 3) failure to provide access to the property use, a fee of \$86.97 for the inspector to return shall be charged.

### B. INSPECTIONS REQUIRING OVERTIME

**Z069** Charges for zoning inspections, which are requested in advance and which require that employee work overtime will  
**ZR62** be at a rate of \$96.56 per hour and in accordance with applicable employee contracted bargaining agreements.

## VII. GENERAL INFORMATION

### A. CONCURRENCY REVIEW

**CN01** 1. A fee of six (6%) percent (for concurrency review) of the total permit fee, CU or zoning application fee, will be  
**CN02** added to original fees where a concurrency review was performed.

2. Concurrency Information Letters: Fees for Concurrency Information Letters shall be as follows to cover the cost of preparing informational letters.

**MP27** Minor Letter: \$100.00  
These require routine to moderate research and analysis, standard preparation and processing time.

**MP57** Major Letter: \$200.00  
These require extraordinary research and analysis, and/or special preparation and handling.

### B. IMPACT FEES

Impact Fees are assessed on certain building permits, including re-application on expired permits (contact the Impact Fee Section for details on these fees).

### C. PREPARATION OF CERTIFIED RECORDS FOR COURT APPEALS

For the purpose of court appeals, wherein the Director of ~~the Department of~~ Planning and Zoning is requested to make available the records upon which the decision of the Board of County Commissioners or Community Zoning Appeals Board or other administrative board is based, there shall be paid to ~~the Department of~~ Planning and Zoning, for the preparation of a certified copy of the records, a fee of \$403.64, to be paid at the time of request.

### D. COPIES OF DEPARTMENTAL RECORDS, VERIFICATION OF DOCUMENTS AND RESEARCH OF PLANS (EXPANDED)

	<u>Fee</u>
<b>ZR49</b> Plan reproduction from microfilm or document larger than 14 inches by 8 1/2 inches per sheet	\$7.34
<b>X047</b> Reproduced records – per page (also refer to pg. 13, other Processing Fee)	0.20
<b>X030</b> Double sided copy - per page	0.26
Certified copies in addition to photocopy - per page	1.29
Official copy of CU record	12.88
Verification of legal description on documents prepared for recordation	12.88
<b>RS23</b> Digital Maps, scanned images	36.70
Minimum	9.18
Special map requests	77.25
<b>X006</b> Notary public service - per document	1.29
Minimum	0.32
<b>ZR52</b> Research and ordering plans	7.34

## Planning and Zoning Services Fee Schedule

### E. FEES BASED ON ESTIMATED COST - DOCUMENTATION REQUIREMENTS

The Department may require the permit applicant to submit appropriate documentation as proof of estimated cost of construction used to compute permit fees.

### F. PUBLICATIONS

The Department gathers and analyzes data about land use and population patterns within Miami-Dade County. These publications are available as priced, plus postage and handling if mailed in the United States. The department also publishes other documents related to the maintenance and update of the CDMP, including the continuing amendment cycles, and other specialized reports and documents.

### G. LATE PAYMENT CHARGES ON UNPAID AMOUNTS DUE TO ~~THE DEPARTMENT OF~~ PLANNING AND ZONING

Billings covered by contracts, agreements, or other formal arrangements for services rendered by the department are due within 45 days from the date of the invoice. Full payment of the account balance must be received by the past due date set forth on the invoice. A monthly late payment charge will be assessed on any outstanding balance at the rate of 10% thereafter, until payment is received in full.

### H. SURCHARGE

**SUR 8** A surcharge of eight percent on zoning fees was implemented beginning October 1, 2003.

### I. IMAGES – ON LINE

The department provides imaged records on line relating to land use files and are available using the established fees.

#### J. Conversion of Documents to Images (scanning) – Charge per Page

		<u>Fee</u>
<b>X060</b>	i. Letter Size	\$0.26
<b>X061</b>	ii. Legal Size	<u>0.30</u>
<b>X063</b>	iii. E-Size	<u>1.02</u>

### K. REFUNDS

A full refund less \$51.50 of the application/permit fee paid shall be granted to a customer who requests a refund provided:

- 1) That the refund amount is greater than \$51.50; and
- 2) That the department receives a written request from the customer prior to the application/permit expiration date; and
- 3) That the customer submits with such request the applicant's validated copy of such application/permit

### VIII. DEVELOPMENT IMPACT COMMITTEE LARGE SCALE APPLICATIONS

**MP29** For each and every application for a Developmental Impact Committee Large Scale Application there shall be paid to ~~Planning and Zoning the Departments of Sustainability, Planning, and Economic Enhancement and the Permitting, Environment, and Regulatory Affairs~~, for costs associated with said application, a fee as follows:

**A. BASIC FEE: \$8,366.18 Site Plan Review, District Boundary Change, DRI Development Order, or DRI Substantial Deviation Determination, Rapid Transit and Essentially built-out DRI.**

**MP292** \$12,769.43 Applications requesting two or more of the above

**Planning and Zoning Services  
Fee Schedule**

**ZE001 B. SIZE OF APPLICATION: Applied to all Applications (total net acreage):**

0-19.9 \$1,099.35	20-29.9 \$1,889.00	30-39.9 \$2,778.46	40-49.9 \$3,568.11
50-69.9 \$4,357.75	70-89.9 \$5,263.35	90-119.9 \$6,060.34	120-159.9 \$6,935.12
160-239.9 \$7,732.11	240-319.9 \$8,521.76	320-399.9 \$9,418.56	400-479.9 \$10,208.21
480-559.9 \$11,107.93	560-over \$11,887.31		

**ZE002 C. NUMBER OF UNITS: Applied to all Residential Site Plan Reviews (including mobile homes):**

0-274 \$1,099.35	275-299 \$1,687.91	300-324 \$2,282.36	325-349 \$2,879.73
350-399 \$3,475.63	400-449 \$4,071.54	450-524 \$4,660.11	525-599 \$5,305.92
600-699 \$5,860.73	700-799 \$6,447.83	800-949 \$7,043.74	950-1099 \$7,648.45
1100-1399 \$8,235.55	1400-over \$8,824.11		

**ZE003 D. FLOOR SPACE: Applied to Office, Business, Industrial, et al., Site Plan Reviews:**

0-124,999 \$1,099.35	125,000-149,999 \$1,981.46	150,000-174,999 \$2,981.01
175,000-199,999 \$3,954.12	200,000-224,999 \$4,861.19	225,000-249,999 \$5,843.12
250,000-274,999 \$6,750.19	275,000-299,999 \$7,732.11	300,000-349,999 \$8,722.84
350,000-399,999 \$9,621.11	400,000-449,999 \$10,620.64	450,000-499,999 \$11,510.10
500,000-599,999 \$12,493.49	600,000-over \$13,482.75	

**ZE010 E. ADDITIONAL SITE PLANS: \$2,376.29 /each**

**ZE020 F. ADDITIONAL DISTRICT BOUNDARY CHANGES: \$1,183.01 /each**

**ZE030 G. SUPPLEMENTAL Development of Regional Impact Fee  
\$11,887.31- Development Order**

## Planning and Zoning Services Fee Schedule

### H. CHARTER SCHOOLS

- Z727** Basic fee \$2,201.63
- Z728** Size of property (\$880.65– per 10 acres or portion thereof)
- Z729** Size of buildings (\$293.55 per 5,000 sq. ft. or portion thereof)
- Z731** \$880.65 per revised plan submitted (first revision is processed at no charge)

### I. NOTICES

Additional cost of mailing notices will be assessed on all Essential Built-Out DRI and Charter School applications.

### IX. VESTED RIGHTS/TAKINGS FEE

For each and every application for a vested rights determination, there shall be paid to ~~the~~  
~~Department of~~ Planning and Zoning, for costs associated with the application, a fee as follows:

#### MP31 A. SECTION 2-114.1 - MIAMI-DADE COUNTY CODE - VESTED RIGHTS/TAKING-BASE FEE

\$1,864.04 (whichever is less)  
\$1,864.04 (flat fee) for all other uses

SECTION 2-114.2, 2-114.3, or 2-114.4 - MIAMI-DADE COUNTY CODE - VESTED RIGHTS

\$491.70 Permit  
\$1,114.03 Resolution - Board of County Commissioners' Action

#### B. VESTED RIGHTS/TAKINGS -- SIZE OF APPLICATION

#### MP75 SECTION 2-114.2 - MIAMI-DADE COUNTY CODE - SUPPLEMENTAL VESTED RIGHTS

0-10 ACRES \$1,501.51	10.1-50.0 ACRES \$2,421.79	50.1 ACRES – OVER \$3,268.68
--------------------------	-------------------------------	---------------------------------

#### MP76 SECTION 2-114.3 - MIAMI-DADE COUNTY - REAFFIRMATION OF VESTED RIGHTS STATUS

0-10 ACRES \$959.91	10.1-50.0 ACRES \$1,815.61	50.1 ACRES-over \$2,719.75
------------------------	-------------------------------	-------------------------------

#### MP77 SECTION 2-114.4 - MIAMI-DADE COUNTY CODE - MODIFICATION TO A PREVIOUSLY VESTED PLAN

0-10 ACRES \$959.91	10.1-50.0 ACRES \$1,815.61	50.1 ACRES – OVER \$2,719.75
------------------------	-------------------------------	---------------------------------

### X. EXTENSION OF CAPACITY RESERVATION

- MP34** For each and every application for an extension of capacity reservation, there shall be paid to ~~the~~  
~~Department of~~ Planning and Zoning a fee as follows:

SECTION 33G-6 MIAMI-DADE COUNTY CODE                      \$1,864.04

- EX34** For a single period, two (2) year extension pursuant to Section 33G-10 of the Miami-Dade County Code Ordinance #—, 79.00 or 10% of the initial fee, whichever is greater.

## Planning and Zoning Services Fee Schedule

### XI. APPEALS OF PLAT COMMITTEE DECISIONS

**MP35** For each and every application for an appeal of a Plat Committee Decision [Section 28-7(F)], there shall be paid to ~~the Department of~~ Planning and Zoning a fee as follows:

\$911.48 flat fee

### XII. APPEALS OF IMPACT FEE ASSESSMENTS: SECTION 33E-15 (ROAD); SECTION 33I-13 (POLICE); SECTION 33J-14 (FIRE); SECTION 33H-16 (PARK) AND SECTION 33K-14 (SCHOOL- MIAMI-DADE COUNTY CODE)

**MP33** For each and every application for an appeal of the above listed impact fee assessments, there shall be paid to ~~the Department of~~ Planning and Zoning a fee as follows:

\$209.89 per single family residential unit up to four units

Over four units \$911.48 flat fee

\$911.48 flat fee all other applications

### XIII. ADJUSTMENT OF LANDSCAPING REQUIREMENTS APPLICATION FEES

**MP32** For every application for an adjustment of landscaping requirements, there shall be paid to ~~the Department of~~ Planning and Zoning, for the processing of each and every application, a fee as follows:

\$209.89 per single family residential unit up to four units

Over four units \$911.48 flat fee

\$911.48 flat fee all other applications

### XIV. LAKES AND LANDFILLS

**CO12** Original permit (CU) fee for new Lakes and/or Landfills \$509.31

**CO29** Renewal of permits (CU) for Lakes and/or Landfills including Rockmining Uses located either outside or inside the boundaries of the Rockmining Overaly Zoning Area (ROZA) \$258.32

**CO42** Original permit (CU) fee for new Lakes and/or Landfills including Rockmining Uses located inside the boundaries of the Rockmining Overaly Zoning Area (ROZA) \$1,609.38.

**CO43** The exact amount of each and every administrative lake and landfill plan review fee inside the ROZA is established by the addition of a fee equivalent to the cost of each advertisement in both a newspaper of general circulation with over 100,000 subscribers and in an additional 5 newspapers, as required pursuant to the ROZA regulations within the Code of Miami Dade County.

### XV. ZONING PLANS PROCESSING FEE

#### A. INITIAL LANDSCAPE FEE

		<u>Fee</u>
<b>A246</b>	Residential (single and duplex)	66.50
<b>A247</b>	Commercial/Industrial and all multi-family residential and all others	125.00

#### B. RE-WORK FEES

## Planning and Zoning Services Fee Schedule

**A046** A fee of \$110.09 may be charged for failure to make required correction previously indicated.

### C. REVISED LANDSCAPING PLANS FEE

**A067** Landscaping plan revision after permit is issued shall be subject to a fee of \$122.31.

### XVI. ZONING REVIEW FEE ASSOCIATED WITH BUILDING PROCESS

A zoning review fee related to the permitting process such as the zoning plans processing review and the zoning inspection process is being split from the building fee, therefore creating a zoning review fee.

#### 1. REVISED PLANS FEE

##### A. REVISED PLANS PROCESSING FEE

1. Major plan revision after permit is issued shall be subject to a fee of 50% of the original permit fee up to a maximum of \$1,467.75.

**ZR55** 2. Minor plan revisions shall be subject to a fee at the rate of \$1.47 per minute of time for each review that takes longer than 5 minutes.

##### B. "UP-FRONT" PROCESSING FEE

**ZR01** When the building permit application is received for the construction of a new Single Family Residence or  
**ZR02** Duplex, the applicant shall pay an "up-front" processing fee equal to \$0.04 for each square foot or fractional  
**ZR03** part thereof, or \$0.0013 per dollar in estimated value or fractional part when square footage does not apply.  
**ZR04** When a building permit application is received for a commercial project, the applicant shall pay an "up-front"  
 processing fee equal to \$1.47 per 100 square foot or fractional part or \$0.24 for each \$117.42 of estimated  
 value or fractional part thereof. This processing fee is not refundable, but shall be credited toward the final  
 building permit fee.

##### C. MINIMUM FEE FOR BUILDING PERMIT

	Fee
The minimum fee for all building permits is applicable to all items in this section except as otherwise specified.	\$51.50

(With the exception of fees associated with windows, trusses, doors, skylights and all required shop drawings, which are already included in the basic building permit fee, this minimum fee does not apply to add-on building permit fees issued as supplementary to current outstanding permits for the same job.)

##### D. NEW BUILDING OR ADDITIONS

<b>ZR05</b>	New construction Single Family and Duplex above 1000 sq. ft. – Group I per sq. ft.	0.09
<b>ZR06</b>	Prefabricated utility shed with slab (max 100 sq. ft. of floor area).  Single Family and Duplex (Group I) - Attached Structures	11.74
<b>ZR07</b>	0 to 100 sq. ft. in floor area.	16.15
<b>ZR08</b>	101 to 300 sq. ft. in floor area.	26.42
<b>ZR09</b>	301 to 500 sq. ft. in floor area.	38.16
<b>ZR10</b>	501 to 1000 sq. ft. in floor area.	68.99
<b>ZR11</b>	Above 1000 sq. ft. per sq. ft.	0.09

**Planning and Zoning Services  
Fee Schedule**

	<u>Fee</u>
Single Family and Duplex (Group I) Detached Structures	
<del>ZR07</del> 0 to 100 sq. ft. in floor area.	<del>\$</del> 16.15
ZR08 101 to 300 sq. ft. in floor area.	26.42
ZR09 301 to 500 sq. ft. in floor area.	38.16
ZR10 501 to 1000 sq. ft. in floor area.	68.99
ZR11 Above 1000 sq. ft. per sq. ft.	0.09
ZR17 Alterations or repairs to Single Family Residence or Duplex (Group I) per \$1.00 of estimated cost or fractional part	0.01
Minimum Fee	51.50
Maximum Fee	184.94
ZR18 Repairs due to fire damage per \$1.00 of estimated cost or fractional part (copy of construction contract required)	0.014
Minimum Fee	68.99
Maximum Fee	184.94
ZR19 Storage & Industrial Use of Group E & F occupancies 100 sq. ft. or fractional part of floor area.	2.86
ZR20 Shade Houses per 100 sq. ft. or fractional of floor area.	0.10
ZR63 Agricultural buildings where site is 5 acres or more	70.81
ZE63 For a single period, two (2) year extension pursuant to Ordinance # , 79.00 or 10% of the initial fee, whichever is greater.	
<del>ZR64</del> Agricultural buildings where site is less than 5 acres	<del>83.69</del> <u>70.81</u>
ZE23 For a single period, two (2) year extension pursuant to Ordinance # , 79.00 or 10% of the initial fee, whichever is greater.	
ZR22 Mobile Homes additions - each 100 sq. ft. or fractional part of floor area.	2.14
Minimum Fee	51.50
ZR12 Tents	51.50
0 - 5000 sq. ft.	
ZR13 over 5000 sq. ft.	51.50
ZR23 All others, including temporary building for construction, per 100 sq. ft. or fractional part of floor area.	3.23
Minimum	68.99
ZE23 For a single period, two (2) year extension pursuant to Ordinance # , 79.00 or 10% of the initial fee, whichever is greater.	
ZR24 FOR STRUCTURES OF UNUSUAL SIZE OR NATURE AS ARENAS, STADIUMS AND WATER AND SEWER PLANTS THE FEE SHALL BE BASED ON ½ OF 1% OF THE ESTIMATED CONSTRUCTION COST	0.01

**E. NEW CONSTRUCTION OTHER THAN AS SPECIFIED HEREIN: (WATER TOWERS, PYLONS, BULK STORAGE-TANK FOUNDATIONS, UNUSUAL LIMITED-USE BUILDINGS, MARQUEES, AND SIMILAR CONSTRUCTION)**

**Planning and Zoning Services  
Fee Schedule**

<b>ZR68</b>	For each \$1,000 of estimated cost or fractional part	2.64
	Minimum Fee	51.50
 <b>F. ALTERATIONS AND REPAIRS TO BUILDING, PAVING/RESTRIPING/RESURFACING/ SEAL COATING, AND OTHER STRUCTURES (EXCEPT GROUP I)</b>		
		<u>Fee</u>
<b>ZR26</b>	For each \$100 of estimated cost or fractional part	0.39
	Minimum Fee	61.65
<b>ZR27</b>	<b>G. MOVING BUILDINGS FOR OTHER STRUCTURES</b>	2.94
	For each 100 sq. ft. or fractional part thereof (does not include cost of new foundation or repairs to buildings or structure)	
<b>ZR28</b>	<b>H. SLABS</b>	51.50
	<b>I. FENCES AND/OR WALLS</b>	
	Chainlink	
<b>ZR29</b>	0 - 500 linear ft.	51.50
<b>ZR30</b>	501 - 1000 linear ft.	51.50
	each additional linear ft. over 1000	0.14
	Minimum Fee	51.50
<b>ZR31</b>	Wood each linear ft.	0.21
	Minimum Fee	51.50
<b>ZR32</b>	Concrete each linear ft.	0.35
	<b>J. SWIMMING POOLS, SPAS, AND HOT TUBS</b>	
<b>ZR33</b>	Installation of Swimming Pool/Spa	51.50
<b>ZR34</b>	Repair of Swimming Pool/Spa	51.50
	<b>K. TEMPORARY PLATFORMS AND TEMPORARY BLEACHERS TO BE USED FOR PUBLIC ASSEMBLY</b>	
<b>ZR35</b>	For each 100 sq. ft. or fractional part of platform area	1.61
	Minimum Fee	51.50
<b>ZR36</b>	For each 100 linear feet or fractional part of seats	1.33
	<b>L. SCREEN ENCLOSURES, CANOPIES &amp; AWNINGS</b>	
<b>ZR37</b>	(a) Screen enclosures	
	Each 100 sq. ft. or fraction thereof	2.72
<b>ZR38</b>	(b) Free standing canopies	
	For each \$1,000 of estimated cost or fractional part	2.50
	Minimum Fee	51.50
<b>ZR39</b>	(c) Awnings and Canopies	
	Horizontal projection per sq. ft. area covered	0.03



**Planning and Zoning Services  
Fee Schedule**

Minimum Fee 51.50

**M. SIGN PERMIT FEES**

**ZR40** (a) Balloon sign and fabric and stick-on letters 51.50

**ZR41** b) Class B signs (Point of Sale) 250.00

c) Mural Signs - original mural sign permit application 360.50  
Subsequent plan revisions 180.25

**ZR42** New Class C signs (per sign) 750.00

**ZR14** Quarterly Renewal of Class A sign (temporary) 125.00

**ZR15** Annual Renewal of Class C signs (per face) 51.50

**ZR43** **N. TIE DOWN** 51.50

Tie Down Inspection Fee:  
(This does not include installation of meter mounts and service equipment. Separate mechanical, plumbing and related electrical permits are required)

**ZR44** **O. SATELLITE DISH**

All trades each 51.50

**P. ORNAMENTAL IRON**

**ZR45** Per sq. ft. coverage 0.01  
Minimum Fee 51.50

**Q. SIGNS & ARCHITECTURAL FEATURES (INDOOR NEONS)**

**ZR46** Per sq. ft. of sign 0.39  
Minimum fee 51.50

**ZR47** Repairs and re-connection each 51.50

**ZR48** Neon strips each 5 ft. or fractional part 0.73  
Minimum fee 51.50

All permits for renewals shall be assessed a fee of 50% of the original permit fee (except where the minimum permit fee was assessed) if permit is renewed within 6 months or less. If permit is renewed after 6 months, then 100% of the original fee shall be assessed. In no event shall the fee be less than the minimum fee listed for that permit.

**XVII. CHAPTER 163 DEVELOPMENT AGREEMENTS**

**MP78** A one-time fee of \$1,287.50 shall be paid to ~~the Department of~~ Planning and Zoning for the initial review of a Chapter 163 Development Agreement.

**XVIII. FEE FOR MONITORING DEVELOPMENT OF REGIONAL IMPACT AND OTHER MAJOR PROJECTS**

**ZE060** A. \$257.50 for every status report submittal  
**ZE065** B. A \$154.50 additional fee shall be paid to the Department for all late submittals of status reports.

## Planning and Zoning Services Fee Schedule

### XIX. HISTORIC PRESERVATION FEES

	<u>Fee</u>
<b><u>A.</u> Certificate of Appropriateness (COA)</b>	
HP10	COA: Demolition \$500.00
HP15	COA: New Construction 500.00
HP20	COA: Relocation 100.00
HP25	All other HP Board COA's 150.00
HP30	COA: After the Fact Administrative: Review 150.00
HP35	COA: After the Fact – Board Review 300.00
<b><u>B.</u> Certificate to Dig (CTD) Approval Letter</b>	
HP40	\$250.00
HP45	Archaeological Monitoring 100.00 (\$50.00 for each additional hour) for first hour
HP48	Archaeological Field Work and Excavation 150.00 (\$65.00 for each additional hour) for first hour
<b><u>C.</u> Ad-valorem Tax Abatement Application</b>	
HP50	Single Family 250.00
HP51	Multi-Family 500.00 under 30 units more than 30 units 1,000.00
HP52	Commercial 1,250.00 Under 10,000 sq. ft. 3,000.00 10,001 – 50,000 sq. ft. 6,000.00 50,001 – 100,000 sq. ft. 9,000.00 Over 100,000 sq. ft.
Resource Assessments	
HP60	Environmental Reviews 100.00
HP65	Cultural Resource Assessments (CRA) 100.00* (\$50.00 for each additional review) for up to two site reviews
*CRA requests from the Office of Community and Economic Development are exempt from this fee)	
<b><u>D.</u> Designation Report Requests:</b>	
HP70	Individual Property 250.00
HP75	Designation Report Requests: Districts 500.00 up to 20 properties each additional contributing resource 50.00
HP80	<b><u>E.</u> Deferment or Continuance of Hearing</b> After the Legal Ad has been placed 150.00



**I.O. No.:** 4-97  
**Adopted:** 02/07/2012  
**Effective:** 02/17/2012

MIAMI-DADE COUNTY  
IMPLEMENTING ORDER

FEE SCHEDULE FOR OVERDUE LIBRARY MATERIALS,  
MEETING ROOMS, AND LIBRARY EQUIPMENT

**AUTHORITY:**

The Miami-Dade County Home Rule Charter, including among others, Sections 1.01 and 2.02A.

**SUPERSEDES:**

This Implementing Order (IO) supersedes IO 4-97, ordered ~~September 18, 2009~~ February 7, 2012, and effective ~~October 1, 2009~~ February 17, 2012.

**POLICY:**

This Implementing Order establishes the fee schedule for overdue Library materials, sets default replacement costs for Library materials, sets the fee for library cards for patrons outside the Taxing District, and sets fees for the use of Library facilities and equipment.

**FEE SCHEDULE:**

Fines and fees shall be assessed and collected by the Miami-Dade Public Library System in accordance with the fee schedule attached hereto and made a part hereof.

This Implementing Order is hereby submitted to the Board of County Commissioners of Miami-Dade County, Florida.

Approved by the County Attorney as  
To form and legal sufficiency \_\_\_\_\_

<b>MIAMI-DADE PUBLIC LIBRARY SYSTEM DEPARTMENT FEE SCHEDULE</b>				
	<b>FEE / FINE</b>	<b>MAXIMUM FEE / FINE</b>	<b>FEE / FINE</b>	<b>MAXIMUM FEE / FINE</b>
<b>LATE RETURNS</b>				
Adult Material (28 Day) - Per Day Late Per Item	\$0.20	\$8.00		
Young Adults Materials – Per Day Late Per Item	\$0.15	\$8.00		
Children’s Materials – Per Day Late Per Item	\$0.10	\$4.00		
All Non-Reference Videos/DVD’s – Per Day Late Per Item	\$1.00	<del>\$20.00</del>		<u>\$8.00</u>
Reference Videos/DVD’s Late Fees – Per Day Late Per Item	\$1.00	\$8.00		
Audio Books (any format) – Late Fees – Per Day Late Per Item	\$0.10	\$8.00		
Permanent Art Collection – Late Fees – Per Day Late Per Item	\$1.00	\$8.00		
Connections Mailing bag – Late Fees – Per Day Late Per Item	\$0.15	\$8.00		
Connections Program Kit – Late Fees – Per Day Late Per Item	\$0.15	\$8.00		
Braille Material – Late Fees – Per Day Late Per Item	\$0.05	\$8.00		
Fully Configured Laptop Late Fees	\$20.00	\$20.00		
Laptop Accessories	\$20.00	\$20.00		
Fully Configured Macbook Late Fees			<u>\$25.00</u>	<u>\$25.00</u>
Macbook Accessories			<u>\$20.00</u>	<u>\$20.00</u>
Early Literacy Kit – Late Fees – Per Day Late Per Item	\$0.15	\$8.00		
Fast Add – Late Fees – Per Day Late Per Item	\$0.10	\$8.00		
Federal Document – Late Fees – Per Day Late Per Item	\$1.00	\$8.00		
16 mm Film – Late Fees – Per Day Late Per Item	\$0.50	\$8.00		
Adult Playaway – Late Fees – Per Day Late Per Item	\$0.10	\$8.00		
Children’s Playaway – Late Fees – Per Day Late Per Item	\$0.10	\$8.00		
Jumpstart Kit – Late Fees – Per Day Late Per Item	\$0.15	\$8.00		
Framed Art – Late Fees – Per Day Late Per Item	\$0.15	\$8.00		
Periodicals – Circulating – Late Fees – Per Day Late Per Item	\$0.10	\$8.00		
Periodicals – Reference – Late Fees – Per Day Late Per Item	\$1.00	\$8.00		
Picture Graphics – Late Fees – Per Day Late Per Item	\$0.15	\$8.00		
Professional Collection – Late Fees – Per Day Late Per Item	\$1.00	\$8.00		
Musical Score – Late Fees – Per Day Late Per Item	\$0.10	\$8.00		

Vertical Files – Late Fees – Per Day Late Per Item	\$0.10	\$8.00		
<b>FEE CARDS</b>				
Fee Cards (Miami-Dade County Residents outside taxing district)	\$100.00	N/A		
Guest Card	\$5.00	N/A		
<b>SERVICES</b>				
Reserves – Fee per Item not picked up			<u>\$1.00</u>	<u>N/A</u>
Value Added Children's/YA Programs and Activities – Fee Per Person Per Session. <a href="#">Based on program.</a>			<u>\$5 to \$50.00</u>	<u>\$50.00</u>
Value Added Adult/Senior Programs and Activities – Fee per Person Per Session. <a href="#">Based on program.</a>			<u>\$5 to \$100.00</u>	<u>\$100.00</u>
Interlibrary Loan <u>per book request</u>	<del>\$2.00</del>	N/A	<u>\$5.00</u>	N/A
Books By Mail	\$4.00	N/A		
<b>MATERIALS</b>				
Canvas Bags	\$1.00	N/A		
Patron Account Collection	\$10.00	N/A		
Photocopies (per copy)	\$0.25	N/A		
Photocopies – Color (per copy)	\$1.50	N/A		
Computer Printing – Black and White (per copy)	\$0.25	N/A		
Computer Printing – Color (per copy)	\$1.25	N/A		
<b>RENTALS</b>				
DVD/Monitor	\$30.00	N/A		
Presentation Equipment	\$15.00	N/A		
Presentation Screen	\$15.00	N/A		

<b>MIAMI-DADE PUBLIC LIBRARY SYSTEM DEPARTMENT FEE SCHEDULE</b>	
<b>Types of Material</b>	<b>Default Replacement Cost*</b>
Pamphlets/Vertical File Materials/ Maps per item	\$5.00
Paperbacks/Periodicals/Librettos/Plays per item	\$7.00
Mailing Bags per item	\$8.00
Lifelong Learning Materials per item	\$12.00
Individual Audio books CD's – Replacement Cost per CD	\$10.00
Audio Cassettes/Phonograph Records per item	\$15.00
CD's/Children's Books/Children's DVD's/Children's VHS / Children's – American Sign Language Materials per item	\$20.00
DVD's/Multimedia Kits/Young Adult Books/Children's Language Instruction / Adult American Sign Language Materials per item	\$25.00
Adult Books/Scores/youth Resource Materials/ Children's Enlace Program per item	\$30.00
Language Instruction Kits/Children's Reference Books per item	\$40.00
Children's Audio Books/Adult Oversize Books/Microfiche and Microcards/Young Adult Reference Books per item	\$50.00
Art Books/Adult Reference Books/Playaways / per item	\$75.00
Adult Audio Books/Federal Documents/Microfilm/Interlibrary Loan Materials per item	\$100.00
Jumpstart Kits /Early Literacy Kits per kit	\$150.00
16 mm Films/Rare Books/Connections Multimedia Kits /Florida Authors / Materials in Main Vault per item	\$300.00
Permanent Art Collection per item	\$1,000.00
Fully configured Laptop per item	\$1,500.00
Laptop Accessories per item	\$25.00
Fully configured Macbook per item	<u>\$2,500.00</u>
Macbook Accessories per item	<u>\$25.00</u>
Playaway Battery Doors per item	\$0.50
Playaway Lanyard per item	\$1.00

\*When the actual replacement cost of an item is absent from the item record in the database, the Library's online system uses the default replacement cost of the material by material type. [Every Library item we checked out becomes lost 51 days after it becomes overdue](#)

<b>MIAMI-DADE PUBLIC LIBRARY SYSTEM DEPARTMENT FEE SCHEDULE</b>				
<b>MEETING ROOM FEES*</b>	<b>FEE / FINE</b>	<b>MAXIMUM FEE / FINE</b>	<b>FEE / FINE</b>	<b>MAXIMUM FEE / FINE</b>
Meeting Rooms (Large) / Auditorium	<del>\$250.00</del>	N/A	<u>\$350.00</u>	
Meeting Rooms (Medium)	<del>\$150.00</del>	N/A	<u>\$250.00</u>	
Meeting Rooms (Small)	<del>\$75.00</del>	N/A	<u>\$150.00</u>	
<u>Set-up and Clean-up Fee</u>			<u>\$75.00 to \$150.00</u>	<u>\$150.00</u>

\*Non-profit organizations, within the [library](#) taxing district, may utilize library facilities once per year without being charged a fee

<b>MIAMI-DADE PUBLIC LIBRARY SYSTEM DEPARTMENT FEE SCHEDULE</b>		
<b>EQUIPMENT FEES</b>	<b>FEE / FINE</b>	<b>MAXIMUM FEE / FINE</b>
Film Projector	\$25.00	\$25.00
Microphone	\$10.00	\$10.00
Slide Projector	\$15.00	\$15.00
VCR/Monitor	\$20.00	\$20.00
Lectern	\$15.00	\$15.00
Reserves by Mail (per item mailed)	\$0.00	\$0.00
Account Balance Collection (per incident)	\$0.00	\$10.00

Notwithstanding the foregoing fee schedules, organizations which are (1) qualified as non-profit organizations pursuant to Section 501(c)(3) or other Sections of the United States Internal Revenue Code or Florida law, and (2) a “community based organizations” defined as “any not-for profit group, organization, society, association or partnership whose primary purpose is to provide a community service to improve or enhance the well-being of the community of Miami-Dade County at large or to improve or enhance the well-being of certain individuals within this community with special needs may utilize library meeting space at the Main Library at 101 West Flagler Street and any one of the 5 regional libraries for up to four hours no more than once per month without charge, provided that (i) the meeting is open to the general public, (ii) is for the conduct of the organization’s business and not for the purposes of a press conference or other media event, (iii) occurs during regular library operating hours, (iv) does not interfere with normal operation of the library facility and programs, and (v) is not for political or sectarian religious purposes. Reservations for such use shall be made no more than (3) months in advance, shall be made on the Library Conference/Multi-Purpose Room Program Form, and shall be prioritized in order of time of receipt for such reservation (i.e. based on a first come first served basis), except that any reservation by the Miami-Dade County Department of Elections for the purpose of elections shall have priority over any other reservation.





**I.O. No.:** 4-133

**Ordered:**

**Effective:**

MIAMI-DADE COUNTY  
IMPLEMENTING ORDER

SCHEDULE OF TRANSIT FARES RATES AND CHARGES

**AUTHORITY:**

Section 1.01, 2.02, and 5.02 of the Miami-Dade County Home Rule Charter and Amendment.

**SUPERSEDES:**

This Implementing Order ~~4-514-133~~ supersedes Resolution ~~R-924-08~~~~R-179-09~~ adopted ~~09/02/2008~~ March 03, 2009, as it relates to those items specified in the attached fee schedule. Any items not expressly superseded herein remain in effect.

**POLICY:**

This Implementing Order establishes a schedule of fees for transit ~~fares~~fares, rates and charges.

**FEE SCHEDULE:**

The fee schedule adopted by this Implementing Order is attached hereto and made a part hereof. The official fee schedule is also filed with and subject to the approval of the Board of County Commissioners and on file with the Clerk thereof. Fees that are charged by the Miami-Dade Transit Department shall be the same as those listed in the official fee schedule on file with the Clerk of the County Commission.

This Implementing Order is hereby submitted to the Board of County Commissioners of Miami-Dade County, Florida.

Approved by the County Attorney as  
to form and legal sufficiency \_\_\_\_\_

**MIAMI-DADE TRANSIT (MDT)**  
**SCHEDULE OF TRANSIT FARES, RATES AND CHARGES**

I. Cash Fares	Base Fare	<del>Reduced</del> <del>Discount</del> Fare <sup>1</sup>	Miami-Dade County Golden/Patriot Pass <sup>2</sup>	Token <sup>11</sup>
A. Metrobus or Metrorail	<del>\$2.00</del> \$2.25	<del>\$1.00</del> \$1.10	Free	One
B. Metromover	Free	Free	Free	N/A
C. Transfer from <del>bus to bus</del> , bus to rail, or rail to bus <del>**</del>	<del>\$0.50</del> \$0.60	<del>\$0.25</del> \$0.30	Free	N/A
D. Transfer from bus to Metromover	Free	Free	Free	N/A
E. Transfer from Metromover to bus	<del>\$2.00</del> \$2.25	<del>\$1.00</del> \$1.10	Free	One
F. Transfer from Metrorail to Metromover	Free	Free	Free	N/A
G. Transfer from Metromover to Metrorail	<del>\$2.00</del> \$2.25	<del>\$1.00</del> \$1.10	Free	One
H. Metrobus Express/Special	<del>\$2.35</del> \$2.65	<del>\$1.15</del> \$1.30	Free	One plus \$0.25
I. Metrobus Shuttle	\$0.25	\$0.10	Free	N/A
J. Parking fee-daily maximum*	<del>\$4.00</del> \$4.50	<del>\$4.00</del> \$4.50	<del>\$4.00</del> \$4.50	Two plus \$1.00
K. Parking fee-special events and Non-transit patron daily maximum	\$10.00	N/A	Free	N/A
L. Juror Parking <sup>3</sup>	<del>\$4.00</del> Free	<del>\$4.00</del> Free	<del>\$4.00</del> Free	Two plus \$1.00
M. Full Fare Transfer Bus/Rail to Express Bus Transfer <del>**</del>	<del>\$0.85</del> \$0.95	<del>\$0.40</del> \$0.45	Free	N/A

\* The Golden Pass~~port~~ and Patriot Pass~~port~~ holders are entitled to purchase a monthly parking permit. The ~~reduced-discounted~~ fare patrons must purchase a discount monthly pass in order for them to buy a monthly parking permit.

**\*\*Transfers are only available with the EASY Card EASY Ticket. Free bus to bus transfer when using Easy Card or Easy Ticket.**

II. Special Transportation Service Fares Rate Equal to <del>\$3.00</del> \$3.50	
A. Minimum Per Trip	<del>\$3.00</del> \$3.50
III. Tokens	
A. <del>Package of ten tokens</del>	<del>\$19.50</del>

<del>IV. III.</del> Prepaid Passes <sup>4</sup>	
A. Monthly Transit Pass <sup>5</sup>	\$100.00 <u>\$112.50</u>
B. Discount Transit Passes <sup>6</sup>	<del>\$50.00</del> <u>\$56.25</u>
<del>Monthly Group Discount—1 to 4 passes</del>	<del>\$95.00</del>
C. Monthly Group Discount - <del>5 to 99 passes</del> <u>150% Corporate Discount</u> <sup>7</sup>	<del>\$90.00</del> <u>\$101.25</u>
D. Monthly Group Discount - <del>100 or more</del> <u>105% Corporate Discount</u> <sup>7</sup>	<del>\$85.00</del> <u>\$85.00</u> <del>\$95.65</del>
E. Monthly College/Adult Education Pass <sup>8</sup>	<del>\$50.00</del> <u>\$56.25</u>
F. Monthly Parking Permit <sup>9</sup>	<del>\$10.00</del> <u>\$11.25</u>
G. Weekly Transit Pass <sup>10</sup>	<del>\$26.00</del> <u>\$29.25</u>
H. Discount Weekly Transit Pass <sup>6</sup>	<del>\$13.00</del> <u>\$14.60</u>
I. Daily Transit Pass	<del>\$5.00</del> <u>\$5.65</u>
J. Daily Discount	<del>\$2.50</del> <u>\$2.80</u>

<del>IV. V.</del> <u>Permits EASY Card/EASY Ticket</u> <u>EASY Ticket</u>	
<del>A. Monthly Discount Fare Permit</del> <u>EASY Card</u>	<del>\$0.65</del> <u>\$2.00</u>
A.B. <u>EASY Ticket</u>	<u>Free</u>

<del>VII. V.</del> <u>Charter Fares</u>	
<del>A. Non-Holiday Rate</del>	
<del>1. First four hours</del>	<del>\$340.00</del> <u>\$382.50</u>
<del>2. Hourly rate for each additional hour</del>	<del>\$56.00</del> <u>\$63.00</u>
<del>B. Holiday Rate</del>	
<del>1. First four hours</del>	<del>\$500.00</del> <u>\$562.50</u>
<del>2. Hourly rate for each additional hour</del>	<del>\$87.50</del> <u>\$98.45</u>
<del>C. Special Event Rate</del>	
<del>1. First four hours</del>	<del>\$1,125.00</del> <u>\$1,265.65</u>
<del>2. Hourly rate for each additional hour</del>	<del>\$87.50</del> <u>\$98.45</u>

~~VIII. VI.~~ V. MDT may establish other rates based on costs; promotional discounts may be authorized by the Miami-Dade Transit Director as limited by Section 2-150 (c) of the Miami-Dade County Code.

~~IX. VII. VI.~~ All of the above rates, fares, and charges shall automatically be adjusted every three years, without the need for any further action by the Board of County Commissioners, in accordance with the average rate of the Consumer Price Index (CPI) for the preceding three years. Any adjustments in rates, fares, or charges made pursuant to this provision shall be rounded to the nearest five cent increment.

---

<sup>1</sup> Applicable at all times on Metrobus and on Metrorail when using the Monthly Discount Fare Permit. Those patrons entitled to reduced fares are: a) youths through grade 12 with proper student identification, b) persons with disabilities as defined by MDT rules and have a MDT Reduced Fare Permit, and c) seniors 65 and above who do not have a Golden Passport, but have a Medicare card (not Medicaid) or MDT Reduced Fare Permit or government-issued photo identification.

<sup>2</sup> Applicable at all times to permanent Miami-Dade County citizens who qualify for a Golden Passport or Patriot Passport who display a valid Pass. Replacement of a Pass costs \$5 for the first replacement, \$20 for the second replacement and \$50 for the third or more replacement. Fees are waived when a police report listing the Pass as stolen is submitted. Misuse of a Golden Passport or Patriot Pass will result in forfeiture of its use for one year.

<sup>3</sup> As per Resolution No. R-365-13

<sup>4</sup> MDT may issue other prepaid media with price and rules determined from other portions of this rate schedule.

<sup>5</sup> Promotional discounts may be authorized by the Transit Agency Director as limited by Section 2-150(c) of the Miami-Dade County Code.

<sup>6</sup> Available to any Medicare recipient (must show Medicare card at time of purchase), qualified people with disabilities and Miami-Dade youth in grades 1-12 (with a valid permit/ID).

As restricted by Ordinance 86-45.<sup>7</sup>

<sup>8</sup> Sold only in bulk quantities to participating colleges, universities, or vocational/technical education centers within for individual sale to full-time students only, as restricted by Ordinance 88-83.

<sup>9</sup> Available only when purchased in combination with a monthly pass except for a Patriot Pass, Golden Passport and MDT employees who may purchase monthly parking permits without purchase of monthly pass.

<sup>10</sup> When weekly passes sold to hotels as part of a promotional effort, hotels will be allowed to retain \$3 per weekly pass sold and \$1.50 per discount weekly pass sold.

<sup>11</sup> Due to changes in the fare system, the Department will no longer utilize tokens.

**I.O. No.:** 4-110  
**Ordered:** ~~09/20/2012~~  
**Effective:** 10/01/2012

MIAMI-DADE COUNTY  
IMPLEMENTING ORDER

SCHEDULE OF RATES, FEES AND CHARGES FOR MIAMI-DADE WATER AND SEWER  
DEPARTMENT

**AUTHORITY:**

The Miami-Dade County Home Rule Charter, including among others, Sections 1.01 and 2.02A, and Chapters 2 and 32 of the Code of Miami-Dade County.

**SUPERSEDES:**

This Implementing Order (IO) supersedes IO 4-110 ordered ~~September 22, 2011~~ September 20, 2012 and effective ~~October 3, 2011~~ October 1, 2012.

**POLICY:**

This Implementing Order provides a schedule of rates, fees and charges for water and sewer service.

**PROCEDURE:**

The Director of the Miami-Dade Water and Sewer Department shall be responsible for the billing and collection of rates, fees and charges and the delivery of the required services pursuant to Chapter 2 and 32 of the Code of Miami-Dade County and this Implementing Order. Every year, or earlier, if need be, the Director shall review all rates, fees and charges in terms of cost and recommend necessary changes to the County ~~Manager~~ Mayor through this Implementing Order procedure.

**RATES, FEES AND CHARGES SCHEDULE:**

The schedule adopted by this Implementing Order is attached hereto and made a part hereof.

This Implementing Order is hereby submitted to the Board of County Commissioners of Miami-Dade County, Florida.

Approved by the County Attorney as  
to form and legal sufficiency \_\_\_\_\_

**MIAMI-DADE WATER AND SEWER DEPARTMENT  
SCHEDULE OF RATES**

**RESIDENTIAL CUSTOMER**

<b>WATER</b>	<b><u>Effective</u> <u>October 1, 2013</u></b>
Meter Charge:	Monthly Charge
Meter Size	
5/8"	\$3.20
1"	\$10.16
1.5"	\$20.33
2"	\$32.51
3"	\$65.03
4"	\$101.61
6"	\$203.21
8"	\$325.14
10"	\$467.39
12"	\$873.82
14"	\$1,625.70
16"	\$2,235.34
Flow Rate All Usage:	Monthly Charge
Usage per 100 cubic feet (ccf):	
0 to 5 ccf	\$0.3740
6 to 9 ccf	\$2.5254
10 to 17 ccf	\$3.1540
18 ccf and over	\$4.1705
Usage per 1,000 gallons:	
0 to 3,740 gallons	\$0.5000
3,741 to 6,750 gallons	\$3.3762
6,751 to 12,716 gallons	\$4.2166
12,717 gallons and over	\$5.5756

NOTE: 100 cubic feet (ccf) equals 748 gallons

Residential: a retail customer/account consisting of a single family residence or duplex being served by a common meter

**MIAMI-DADE WATER AND SEWER DEPARTMENT  
SCHEDULE OF RATES**

**RESIDENTIAL CUSTOMER**

**WATER**

**Effective  
October 1, 2013**

Meter Charge:

Quarterly Charge

Meter Size

5/8"	\$9.60
1"	\$30.49
1.5"	\$60.98
2"	\$97.52
3"	\$195.08
4"	\$304.82
6"	\$609.64
8"	\$975.43
10"	\$1,402.17
12"	\$2,621.45
14"	\$4,877.11
16"	\$6,706.02

Flow Rate All Usage:

Quarterly Charge

Usage per 100 cubic feet (ccf):

0 to 15 ccf	\$0.3740
16 to 27 ccf	\$2.5254
28 to 51 ccf	\$3.1540
52 ccf and over	\$4.1705

Usage per 1,000 gallons:

0 to 11,220 gallons	\$0.5000
11,221 to 20,250 gallons	\$3.3762
20,251 to 38,148 gallons	\$4.2166
38,149 gallons and over	\$5.5756

NOTE: 100 cubic feet (ccf) equals 748 gallons

Residential: a retail customer/account consisting of a single family residence or duplex being served by a common meter



**MIAMI-DADE WATER AND SEWER DEPARTMENT  
SCHEDULE OF RATES**

**MULTI-FAMILY DWELLINGS (MFD)**

**WATER**

**Effective  
October 1, 2013**

Meter Charge:

Monthly Charge

Meter Size

5/8" to 16"

\$2.56

*Meter charge will be applied per unit*

Flow Rate All Usage Per Unit:

Monthly Charge

Usage per 100 cubic feet (ccf):

0 to 4 ccf

\$0.3740

5 to 7 ccf

\$2.5254

8 to 14 ccf

\$3.1540

15 ccf and over

\$4.1705

Usage per 1,000 gallons:

0 to 2,992 gallons

\$0.5000

2,993 to 5,400 gallons

\$3.3762

5,401 to 10,173 gallons

\$4.2166

10,174 gallons and over

\$5.5756

NOTE: 100 cubic feet (ccf) equals 748 gallons

Multi-family: a retail customer/account consisting of more than 2 residential customers served by a common meter(s)

**MIAMI-DADE WATER AND SEWER DEPARTMENT  
SCHEDULE OF RATES**

**MULTI-FAMILY DWELLINGS (MFD)**

**WATER**

**Effective  
October 1, 2013**

Meter Charge:

Quarterly Charge

Meter Size

5/8" to 16"

\$7.68

*Meter charge will be applied per unit*

Flow Rate All Usage Per Unit:

Quarterly Charge

Usage per 100 cubic feet (ccf):

0 to 12 ccf

\$0.3740

13 to 21 ccf

\$2.5254

22 to 42 ccf

\$3.1540

43 ccf and over

\$4.1705

Usage per 1,000 gallons:

0 to 8,976 gallons

\$0.5000

8,977 to 16,200 gallons

\$3.3762

16,201 to 30,519 gallons

\$4.2166

30,520 gallons and over

\$5.5756

NOTE: 100 cubic feet (ccf) equals 748 gallons

Multi-family: a retail customer/account consisting of more than 2 residential customers served by a common meter(s)

**MIAMI-DADE WATER AND SEWER DEPARTMENT  
SCHEDULE OF RATES**

**NON-RESIDENTIAL CUSTOMERS**

<b>WATER</b>	<b><u>Effective</u> <u>October 1, 2013</u></b>
Meter Charge:	Monthly Charge
Meter Size 5/8"	\$3.20
Flow Rate All Usage:	Monthly Charge
Usage per 100 cubic feet (ccf):	
0 to 5 ccf	\$0.3740
6 to 9 ccf	\$2.5254
10 to 17 ccf	\$3.1540
18 ccf and over	\$4.1705
Usage per 1,000 gallons:	
0 to 3,740 gallons	\$0.5000
3,741 to 6,750 gallons	\$3.3762
6,751 to 12,716 gallons	\$4.2166
12,717 gallons and over	\$5.5756
Meter Charge:	Monthly Charge
Meter Size  1"	  \$10.16
Flow Rate All Usage:	Monthly Charge
Usage per 100 cubic feet (ccf):	
0 to 13 ccf	\$0.3740
14 to 23 ccf	\$2.5254
24 to 43 ccf	\$3.1540
44 ccf and over	\$4.1705
Usage per 1,000 gallons:	
0 to 9,350 gallons	\$0.5000
9,351 to 16,875 gallons	\$3.3762
16,876 to 31,790 gallons	\$4.2166
31,791 gallons and over	\$5.5756

NOTE: 100 cubic feet (ccf) equals 748 gallons

Non-Residential: a retail customer/account consisting of business, commercial, industrial, or any combination thereof or mixed-use building

**MIAMI-DADE WATER AND SEWER DEPARTMENT  
SCHEDULE OF RATES**

**NON-RESIDENTIAL CUSTOMERS**

<b>WATER</b>	<b><u>Effective</u> <u>October 1, 2013</u></b>
Meter Charge:	Monthly Charge
Meter Size	
1.5"	\$20.33
Flow Rate All Usage:	Monthly Charge
Usage per 100 cubic feet (ccf):	
0 to 25 ccf	\$0.3740
26 to 45 ccf	\$2.5254
46 to 85 ccf	\$3.1540
86 ccf and over	\$4.1705
Usage per 1,000 gallons:	
0 to 18,700 gallons	\$0.5000
18,701 to 33,750 gallons	\$3.3762
33,751 to 63,580 gallons	\$4.2166
63,581 gallons and over	\$5.5756
Meter Charge:	Monthly Charge
Meter Size	
2"	\$32.51
Flow Rate All Usage:	Monthly Charge
Usage per 100 cubic feet (ccf):	
0 to 40 ccf	\$0.3740
41 to 72 ccf	\$2.5254
73 to 136 ccf	\$3.1540
137 ccf and over	\$4.1705
Usage per 1,000 gallons:	
0 to 29,920 gallons	\$0.5000
29,921 to 54,000 gallons	\$3.3762
54,001 to 101,728 gallons	\$4.2166
101,729 gallons and over	\$5.5756

NOTE: 100 cubic feet (ccf) equals 748 gallons

Non-Residential: a retail customer/account consisting of business, commercial, industrial, or any combination thereof or mixed-use building

**MIAMI-DADE WATER AND SEWER DEPARTMENT  
SCHEDULE OF RATES**

**NON-RESIDENTIAL CUSTOMERS**

<b>WATER</b>	<b><u>Effective</u> <u>October 1, 2013</u></b>
Meter Charge:	Monthly Charge
Meter Size	
3"	\$65.03
Flow Rate All Usage:	Monthly Charge
Usage per 100 cubic feet (ccf):	
0 to 80 ccf	\$0.3740
81 to 144 ccf	\$2.5254
145 to 272 ccf	\$3.1540
273 ccf and over	\$4.1705
Usage per 1,000 gallons:	
0 to 59,840 gallons	\$0.5000
59,841 to 108,000 gallons	\$3.3762
108,001 to 203,456 gallons	\$4.2166
203,457 gallons and over	\$5.5756
Meter Charge:	Monthly Charge
Meter Size	
4"	\$101.61
Flow Rate All Usage:	Monthly Charge
Usage per 100 cubic feet (ccf):	
0 to 125 ccf	\$0.3740
126 to 226 ccf	\$2.5254
227 to 425 ccf	\$3.1540
426 ccf and over	\$4.1705
Usage per 1,000 gallons:	
0 to 93,500 gallons	\$0.5000
93,501 to 168,750 gallons	\$3.3762
168,751 to 317,900 gallons	\$4.2166
317,901 gallons and over	\$5.5756

NOTE: 100 cubic feet (ccf) equals 748 gallons

Non-Residential: a retail customer/account consisting of business, commercial, industrial, or any combination thereof or mixed-use building

**MIAMI-DADE WATER AND SEWER DEPARTMENT  
SCHEDULE OF RATES**

**NON-RESIDENTIAL CUSTOMERS**

<b>WATER</b>	<b><u>Effective</u> <u>October 1, 2013</u></b>
Meter Charge:	Monthly Charge
Meter Size	
6"	\$203.21
Flow Rate All Usage:	Monthly Charge
Usage per 100 cubic feet (ccf):	
0 to 250 ccf	\$0.3740
251 to 451 ccf	\$2.5254
452 to 850 ccf	\$3.1540
851 ccf and over	\$4.1705
Usage per 1,000 gallons:	
0 to 187,000 gallons	\$0.5000
187,001 to 337,500 gallons	\$3.3762
337,501 to 635,800 gallons	\$4.2166
635,801 gallons and over	\$5.5756
Meter Charge:	Monthly Charge
Meter Size	
8"	\$325.14
Flow Rate All Usage:	Monthly Charge
Usage per 100 cubic feet (ccf):	
0 to 400 ccf	\$0.3740
401 to 722 ccf	\$2.5254
723 to 1,360 ccf	\$3.1540
1,361 ccf and over	\$4.1705
Usage per 1,000 gallons:	
0 to 299,200 gallons	\$0.5000
299,201 to 540,000 gallons	\$3.3762
540,001 to 1,017,280 gallons	\$4.2166
1,017,281 gallons and over	\$5.5756

NOTE: 100 cubic feet (ccf) equals 748 gallons

Non-Residential: a retail customer/account consisting of business, commercial, industrial, or any combination thereof or mixed-use building

**MIAMI-DADE WATER AND SEWER DEPARTMENT  
SCHEDULE OF RATES**

**NON-RESIDENTIAL CUSTOMERS**

<b>WATER</b>	<b><u>Effective</u> <u>October 1, 2013</u></b>
Meter Charge:	Monthly Charge
Meter Size	
10"	\$467.39
Flow Rate All Usage:	Monthly Charge
Usage per 100 cubic feet (ccf):	
0 to 575 ccf	\$0.3740
576 to 1,038 ccf	\$2.5254
1,039 to 1,955 ccf	\$3.1540
1,956 ccf and over	\$4.1705
Usage per 1,000 gallons:	
0 to 430,100 gallons	\$0.5000
430,101 to 776,250 gallons	\$3.3762
776,251 to 1,462,340 gallons	\$4.2166
1,462,341 gallons and over	\$5.5756
Meter Charge:	Monthly Charge
Meter Size	
12"	\$873.82
Flow Rate All Usage:	Monthly Charge
Usage per 100 cubic feet (ccf):	
0 to 1,075 ccf	\$0.3740
1,076 to 1,940 ccf	\$2.5254
1,941 to 3,655 ccf	\$3.1540
3,656 ccf and over	\$4.1705
Usage per 1,000 gallons:	
0 to 804,100 gallons	\$0.5000
804,101 to 1,451,250 gallons	\$3.3762
1,451,251 to 2,733,940 gallons	\$4.2166
2,733,941 gallons and over	\$5.5756

NOTE: 100 cubic feet (ccf) equals 748 gallons

Non-Residential: a retail customer/account consisting of business, commercial, industrial, or any combination thereof or mixed-use building

**MIAMI-DADE WATER AND SEWER DEPARTMENT  
SCHEDULE OF RATES**

**NON-RESIDENTIAL CUSTOMERS**

<b>WATER</b>	<b><u>Effective</u> <u>October 1, 2013</u></b>
Meter Charge:	Monthly Charge
Meter Size	
14"	\$1,625.70
Flow Rate All Usage:	Monthly Charge
Usage per 100 cubic feet (ccf):	
0 to 2,000 ccf	\$0.3740
2,001 to 3,610 ccf	\$2.5254
3,611 to 6,800 ccf	\$3.1540
6,801 ccf and over	\$4.1705
Usage per 1,000 gallons:	
0 to 1,496,000 gallons	\$0.5000
1,496,001 to 2,700,000 gallons	\$3.3762
2,700,001 to 5,086,400 gallons	\$4.2166
5,086,401 gallons and over	\$5.5756
Meter Charge:	Monthly Charge
Meter Size	
16"	\$2,235.34
Flow Rate All Usage:	Monthly Charge
Usage per 100 cubic feet (ccf):	
0 to 2,750 ccf	\$0.3740
2,751 to 4,963 ccf	\$2.5254
4,964 to 9,350 ccf	\$3.1540
9,351 ccf and over	\$4.1705
Usage per 1,000 gallons:	
0 to 2,057,000 gallons	\$0.5000
2,057,001 to 3,712,500 gallons	\$3.3762
3,712,501 to 6,993,800 gallons	\$4.2166
6,993,801 gallons and over	\$5.5756

NOTE: 100 cubic feet (ccf) equals 748 gallons

Non-Residential: a retail customer/account consisting of business, commercial, industrial, or any combination thereof or mixed-use building



**MIAMI-DADE WATER AND SEWER DEPARTMENT  
SCHEDULE OF RATES**

**NON-RESIDENTIAL CUSTOMERS**

<b>WATER</b>	<b><u>Effective</u> <u>October 1, 2013</u></b>
Meter Charge:	Quarterly Charge
Meter Size	
5/8"	\$9.60
Flow Rate All Usage:	Quarterly Charge
Usage per 100 cubic feet (ccf):	
0 to 15 ccf	\$0.3740
16 to 27 ccf	\$2.5254
28 to 51 ccf	\$3.1540
52 ccf and over	\$4.1705
Usage per 1,000 gallons:	
0 to 11,220 gallons	\$0.5000
11,221 to 20,250 gallons	\$3.3762
20,251 to 38,148 gallons	\$4.2166
38,149 gallons and over	\$5.5756
Meter Charge:	Quarterly Charge
Meter Size	
1"	\$30.49
Flow Rate All Usage:	Quarterly Charge
Usage per 100 cubic feet (ccf):	
0 to 38 ccf	\$0.3740
39 to 68 ccf	\$2.5254
69 to 128 ccf	\$3.1540
129 ccf and over	\$4.1705
Usage per 1,000 gallons:	
0 to 28,050 gallons	\$0.5000
28,051 to 50,625 gallons	\$3.3762
50,626 to 95,370 gallons	\$4.2166
95,371 gallons and over	\$5.5756

NOTE: 100 cubic feet (ccf) equals 748 gallons

Non-Residential: a retail customer/account consisting of business, commercial, industrial, or any combination thereof or mixed-use building

**MIAMI-DADE WATER AND SEWER DEPARTMENT  
SCHEDULE OF RATES**

**NON-RESIDENTIAL CUSTOMERS**

<b>WATER</b>	<b><u>Effective</u> <u>October 1, 2013</u></b>
Meter Charge:	Quarterly Charge
Meter Size	
1.5"	\$60.98
Flow Rate All Usage:	Quarterly Charge
Usage per 100 cubic feet (ccf):	
0 to 75 ccf	\$0.3740
76 to 135 ccf	\$2.5254
136 to 255 ccf	\$3.1540
256 ccf and over	\$4.1705
Usage per 1,000 gallons:	
0 to 56,100 gallons	\$0.5000
56,101 to 101,250 gallons	\$3.3762
101,251 to 190,740 gallons	\$4.2166
190,741 gallons and over	\$5.5756
Meter Charge:	Quarterly Charge
Meter Size	
2"	\$97.52
Flow Rate All Usage:	Quarterly Charge
Usage per 100 cubic feet (ccf):	
0 to 120 ccf	\$0.3740
121 to 217 ccf	\$2.5254
218 to 408 ccf	\$3.1540
409 ccf and over	\$4.1705
Usage per 1,000 gallons:	
0 to 89,760 gallons	\$0.5000
89,761 to 162,000 gallons	\$3.3762
162,001 to 305,184 gallons	\$4.2166
305,185 gallons and over	\$5.5756

NOTE: 100 cubic feet (ccf) equals 748 gallons

Non-Residential: a retail customer/account consisting of business, commercial, industrial, or any combination thereof or mixed-use building

**MIAMI-DADE WATER AND SEWER DEPARTMENT  
SCHEDULE OF RATES**

**NON-RESIDENTIAL CUSTOMERS**

<b>WATER</b>	<b><u>Effective</u> <u>October 1, 2013</u></b>
Meter Charge:	Quarterly Charge
Meter Size	
3"	\$195.08
Flow Rate All Usage:	Quarterly Charge
Usage per 100 cubic feet (ccf):	
0 to 240 ccf	\$0.3740
241 to 433 ccf	\$2.5254
434 to 816 ccf	\$3.1540
817 ccf and over	\$4.1705
Usage per 1,000 gallons:	
0 to 179,520 gallons	\$0.5000
179,521 to 324,000 gallons	\$3.3762
324,001 to 610,368 gallons	\$4.2166
610,369 gallons and over	\$5.5756
Meter Charge:	Quarterly Charge
Meter Size	
4"	\$304.82
Flow Rate All Usage:	Quarterly Charge
Usage per 100 cubic feet (ccf):	
0 to 375 ccf	\$0.3740
376 to 677 ccf	\$2.5254
678 to 1,275 ccf	\$3.1540
1,276 ccf and over	\$4.1705
Usage per 1,000 gallons:	
0 to 280,500 gallons	\$0.5000
280,501 to 506,250 gallons	\$3.3762
506,251 to 953,700 gallons	\$4.2166
953,701 gallons and over	\$5.5756

NOTE: 100 cubic feet (ccf) equals 748 gallons

Non-Residential: a retail customer/account consisting of business, commercial, industrial, or any combination thereof or mixed-use building

**MIAMI-DADE WATER AND SEWER DEPARTMENT  
SCHEDULE OF RATES**

**NON-RESIDENTIAL CUSTOMERS**

<b>WATER</b>	<b><u>Effective</u> <u>October 1, 2013</u></b>
Meter Charge:	Quarterly Charge
Meter Size	
6"	\$609.64
Flow Rate All Usage:	Quarterly Charge
Usage per 100 cubic feet (ccf):	
0 to 750 ccf	\$0.3740
751 to 1,354 ccf	\$2.5254
1,355 to 2,550 ccf	\$3.1540
2,551 ccf and over	\$4.1705
Usage per 1,000 gallons:	
0 to 561,000 gallons	\$0.5000
561,001 to 1,012,500 gallons	\$3.3762
1,012,501 to 1,907,400 gallons	\$4.2166
1,907,401 gallons and over	\$5.5756
Meter Charge:	Quarterly Charge
Meter Size	
8"	\$975.43
Flow Rate All Usage:	Quarterly Charge
Usage per 100 cubic feet (ccf):	
0 to 1,200 ccf	\$0.3740
1,201 to 2,166 ccf	\$2.5254
2,167 to 4,080 ccf	\$3.1540
4,081 ccf and over	\$4.1705
Usage per 1,000 gallons:	
0 to 897,600 gallons	\$0.5000
897,601 to 1,620,000 gallons	\$3.3762
1,620,001 to 3,051,840 gallons	\$4.2166
3,051,841 gallons and over	\$5.5756

NOTE: 100 cubic feet (ccf) equals 748 gallons

Non-Residential: a retail customer/account consisting of business, commercial, industrial, or any combination thereof or mixed-use building

**MIAMI-DADE WATER AND SEWER DEPARTMENT  
SCHEDULE OF RATES**

**NON-RESIDENTIAL CUSTOMERS**

<b>WATER</b>	<b><u>Effective</u> <u>October 1, 2013</u></b>
Meter Charge:	Quarterly Charge
Meter Size	
10"	\$1,402.17
Flow Rate All Usage:	Quarterly Charge
Usage per 100 cubic feet (ccf):	
0 to 1,725 ccf	\$0.3740
1,726 to 3,113 ccf	\$2.5254
3,114 to 5,865 ccf	\$3.1540
5,866 ccf and over	\$4.1705
Usage per 1,000 gallons:	
0 to 1,290,300 gallons	\$0.5000
1,290,301 to 2,328,750 gallons	\$3.3762
2,328,751 to 4,387,020 gallons	\$4.2166
4,387,021 gallons and over	\$5.5756
Meter Charge:	Quarterly Charge
Meter Size	
12"	\$2,621.45
Flow Rate All Usage:	Quarterly Charge
Usage per 100 cubic feet (ccf):	
0 to 3,225 ccf	\$0.3740
3,226 to 5,821 ccf	\$2.5254
5,822 to 10,965 ccf	\$3.1540
10,966 ccf and over	\$4.1705
Usage per 1,000 gallons:	
0 to 2,412,300 gallons	\$0.5000
2,412,301 to 4,353,750 gallons	\$3.3762
4,353,751 to 8,201,820 gallons	\$4.2166
8,201,821 gallons and over	\$5.5756

NOTE: 100 cubic feet (ccf) equals 748 gallons

Non-Residential: a retail customer/account consisting of business, commercial, industrial, or any combination thereof or mixed-use building

**MIAMI-DADE WATER AND SEWER DEPARTMENT  
SCHEDULE OF RATES**

**NON-RESIDENTIAL CUSTOMERS**

<b>WATER</b>	<b><u>Effective</u> <u>October 1, 2013</u></b>
Meter Charge:	Quarterly Charge
Meter Size	
14"	\$4,877.11
Flow Rate All Usage:	Quarterly Charge
Usage per 100 cubic feet (ccf):	
0 to 6,000 ccf	\$0.3740
6,001 to 10,829 ccf	\$2.5254
10,830 to 20,400 ccf	\$3.1540
20,401 ccf and over	\$4.1705
Usage per 1,000 gallons:	
0 to 4,488,000 gallons	\$0.5000
4,488,001 to 8,100,000 gallons	\$3.3762
8,100,001 to 15,259,200 gallons	\$4.2166
15,259,201 gallons and over	\$5.5756
Meter Charge:	Quarterly Charge
Meter Size	
16"	\$6,706.02
Flow Rate All Usage:	Quarterly Charge
Usage per 100 cubic feet (ccf):	
0 to 8,250 ccf	\$0.3740
8,251 to 14,890 ccf	\$2.5254
14,891 to 28,050 ccf	\$3.1540
28,051 ccf and over	\$4.1705
Usage per 1,000 gallons:	
0 to 6,171,000 gallons	\$0.5000
6,171,001 to 11,137,500 gallons	\$3.3762
11,137,501 to 20,981,400 gallons	\$4.2166
20,981,401 gallons and over	\$5.5756

NOTE: 100 cubic feet (ccf) equals 748 gallons

Non-Residential: a retail customer/account consisting of business, commercial, industrial, or any combination thereof or mixed-use building

**MIAMI-DADE WATER AND SEWER DEPARTMENT  
SCHEDULE OF RATES**

**RESIDENTIAL CUSTOMERS**

**WASTEWATER DISPOSAL**

**Effective  
October 1, 2013**

Base Facility Charge:

Monthly Charge

*(Base Facility Charge is based on water meter size)*

5/8"	\$3.25
1"	\$10.32
1.5"	\$20.64
2"	\$33.03
3"	\$66.04
4"	\$103.19
6"	\$206.39
8"	\$330.22
10"	\$474.69
12"	\$887.47
14"	\$1,651.10
16"	\$2,270.27

Flow Rate All Usage:

Monthly Charge

Usage per 100 cubic feet (ccf):

0 to 5 ccf	\$1.3838
6 to 9 ccf	\$4.9672
10 ccf and over	\$5.0256

Usage per 1,000 gallons:

0 to 3,740 gallons	\$1.8500
3,741 to 6,750 gallons	\$6.6406
6,751 gallons and over	\$6.7187

NOTE: 100 cubic feet (ccf) equals 748 gallons

Residential: a retail customer/account consisting of a single family residence or duplex being served by a common meter

**MIAMI-DADE WATER AND SEWER DEPARTMENT  
SCHEDULE OF RATES**

**RESIDENTIAL CUSTOMERS**

**WASTEWATER DISPOSAL**

**Effective  
October 1, 2013**

Base Facility Charge:

Quarterly Charge

*(Base Facility Charge is based on water meter size)*

5/8"	\$9.75
1"	\$30.97
1.5"	\$61.92
2"	\$99.08
3"	\$198.13
4"	\$309.58
6"	\$619.16
8"	\$990.66
10"	\$1,424.08
12"	\$2,662.41
14"	\$4,953.31
16"	\$6,810.80

Flow Rate All Usage:

Quarterly Charge

Usage per 100 cubic feet (ccf):

0 to 15 ccf	\$1.3838
16 to 27 ccf	\$4.9672
28 ccf and over	\$5.0256

Usage per 1,000 gallons:

0 to 11,220 gallons	\$1.8500
11,221 to 20,250 gallons	\$6.6406
20,251 gallons and over	\$6.7187

NOTE: 100 cubic feet (ccf) equals 748 gallons

Residential: a retail customer/account consisting of a single family residence or duplex being served by a common meter



**MIAMI-DADE WATER AND SEWER DEPARTMENT  
SCHEDULE OF RATES**

**MULTI-FAMILY DWELLINGS (MFD)**

**WASTEWATER DISPOSAL**

**Effective  
October 1, 2013**

Base Facility Charge:

Monthly Charge

*(Base Facility Charge is based on water meter size)*

5/8" to 16"

\$2.60

*(Base Facility Charge will be applied per unit)*

Flow Rate All Usage Per Unit:

Monthly Charge

Usage per 100 cubic feet (ccf):

0 to 4 ccf

\$1.3838

5 to 7 ccf

\$4.9672

8 ccf and over

\$5.0256

Usage per 1,000 gallons:

0 to 2,992 gallons

\$1.8500

2,993 to 5,400 gallons

\$6.6406

5,401 gallons and over

\$6.7187

NOTE: 100 cubic feet (ccf) equals 748 gallons

Multi-family: a retail customer/account consisting of more than 2 residential customers served by a common meter(s)

**MIAMI-DADE WATER AND SEWER DEPARTMENT  
SCHEDULE OF RATES**

**MULTI-FAMILY DWELLINGS (MFD)**

**WASTEWATER DISPOSAL**

**Effective  
October 1, 2013**

Base Facility Charge:

Quarterly Charge

*(Base Facility Charge is based on water meter size)*

5/8" to 16"

\$7.80

*(Base Facility Charge will be applied per unit)*

Flow Rate All Usage Per Unit:

Quarterly Charge

Usage per 100 cubic feet (ccf):

0 to 12 ccf

\$1.3838

13 to 21 ccf

\$4.9672

22 ccf and over

\$5.0256

Usage per 1,000 gallons:

0 to 8,976 gallons

\$1.8500

8,977 to 16,200 gallons

\$6.6406

16,201 gallons and over

\$6.7187

NOTE: 100 cubic feet (ccf) equals 748 gallons

Multi-family: a retail customer/account consisting of more than 2 residential customers served by a common meter(s)

**MIAMI-DADE WATER AND SEWER DEPARTMENT  
SCHEDULE OF RATES**

**NON-RESIDENTIAL CUSTOMER**

**WASTEWATER DISPOSAL**

**Effective  
October 1, 2013**

Base Facility Charge:

Monthly Charge

*(Base Facility Charge is based on water meter size)*

5/8"	\$3.25
1"	\$10.32
1.5"	\$20.64
2"	\$33.03
3"	\$66.04
4"	\$103.19
6"	\$206.39
8"	\$330.22
10"	\$474.69
12"	\$887.47
14"	\$1,651.10
16"	\$2,270.27

Flow Rate All Usage:

Monthly Charge

Usage per 100 cubic feet (ccf):

0 to 5 ccf	\$1.3838
6 to 9 ccf	\$4.9672
10 ccf and over	\$5.0256

Usage per 1,000 gallons:

0 to 3,740 gallons	\$1.8500
3,741 to 6,750 gallons	\$6.6406
6,751 gallons and over	\$6.7187

NOTE: 100 cubic feet (ccf) equals 748 gallons

Non-Residential: a retail customer/account consisting of business, commercial, industrial, or any combination thereof or mixed-use building

**MIAMI-DADE WATER AND SEWER DEPARTMENT  
SCHEDULE OF RATES**

**NON-RESIDENTIAL CUSTOMER**

**WASTEWATER DISPOSAL**

**Effective  
October 1, 2013**

Base Facility Charge:

Quarterly Charge

*(Base Facility Charge is based on water meter size)*

5/8"	\$9.75
1"	\$30.97
1.5"	\$61.92
2"	\$99.08
3"	\$198.13
4"	\$309.58
6"	\$619.16
8"	\$990.66
10"	\$1,424.08
12"	\$2,662.41
14"	\$4,953.31
16"	\$6,810.80

Flow Rate All Usage:

Quarterly Charge

Usage per 100 cubic feet (ccf):

0 to 15 ccf	\$1.3838
16 to 27 ccf	\$4.9672
28 ccf and over	\$5.0256

Usage per 1,000 gallons:

0 to 11,220 gallons	\$1.8500
11,221 to 20,250 gallons	\$6.6406
20,251 and over	\$6.7187

NOTE: 100 cubic feet (ccf) equals 748 gallons

Non-Residential: a retail customer/account consisting of business, commercial, industrial, or any combination thereof or mixed-use building

**MIAMI-DADE WATER AND SEWER DEPARTMENT  
SCHEDULE OF RATES**

**WHOLESALE CUSTOMERS**

	<u>Effective</u> <u>October 1, 2012</u>	<u>Proposed</u> <u>October 1, 2013</u>
<b>WATER</b>		
Wholesale Customers:		
Flow Rate Per 1,000 gallons	\$1.7142	\$1.7142
 <b>WASTEWATER</b>		
Rates for Wet Season (May 1 to October 31 Annually)		
Flow Rate Per 1,000 gallons	<del>\$2.4219</del>	<u>\$2.7589</u>
Rates for Dry Season (November 1 to April 30 Annually)		
Flow Rate Per 1,000 gallons	<del>\$1.8837</del>	<u>\$2.1458</u>

**MIAMI-DADE WATER AND SEWER DEPARTMENT  
SCHEDULE OF RATES**

**RESIDENTIAL, MULTI-FAMILY DWELLINGS AND NON-RESIDENTIAL CUSTOMERS**

**WATER**

**Effective  
October 1, 2013**

Miami-Dade County (MDC) Water Conservation Surcharge:

*(During South Florida Water Management District (SFWMD) water restrictions, flow usage rate of the fourth tier will be priced as follows):*

## Usage Flows Starting on 4th Rate Block per 100 cubic feet (ccf):

Permanent or Phase I of Water Restrictions Imposed by (SFWMD)	\$5.2132
Phase II of Water Restrictions Imposed by (SFWMD)	\$6.2558
Phase III of Water Restrictions Imposed by (SFWMD)	\$7.2985
Phase IV of Water Restrictions Imposed by (SFWMD)	\$8.3411

## Usage Flows Starting on 4th Rate Block per 1,000 gallons (gal):

Permanent or Phase I of Water Restrictions Imposed by (SFWMD)	\$6.9695
Phase II of Water Restrictions Imposed by (SFWMD)	\$8.3634
Phase III of Water Restrictions Imposed by (SFWMD)	\$9.7573
Phase IV of Water Restrictions Imposed by (SFWMD)	\$11.1512

Miami Springs System Improvement Surcharge	22.58%
--	--------

**WASTEWATER**

Miami Springs System Improvement Surcharge	45.27%
--	--------

**MIAMI-DADE WATER AND SEWER DEPARTMENT  
SCHEDULE OF WATER FEES AND CHARGES**

**WATER**

**Effective  
October 1, 2012**

**Proposed  
October 1, 2013**

**1. Oversizing Credits**

<u>Pipe Size</u>	<u>Credit Per Linear Foot</u>	<u>Credit Per Each Butterfly Valve</u>	<u>Credit Per Linear Foot</u>	<u>Credit Per Each Butterfly Valve</u>
8" to 12"	(\$9.00)	(\$470.00)	(\$9.00)	(\$470.00)
8" to 16"	(\$19.00)	(\$3,197.00)	(\$19.00)	(\$3,197.00)
8" to 20"	(\$31.00)	(\$7,415.00)	(\$31.00)	(\$7,415.00)
8" to 24"	(\$44.00)	(\$8,256.00)	(\$44.00)	(\$8,256.00)
8" to 30"	(\$81.00)	(\$19,722.00)	(\$81.00)	(\$19,722.00)
8" to 36"	(\$93.00)	(\$24,742.00)	(\$93.00)	(\$24,742.00)
12" to 16"	(\$11.00)	(\$2,728.00)	(\$11.00)	(\$2,728.00)
12" to 20"	(\$23.00)	(\$6,946.00)	(\$23.00)	(\$6,946.00)
12" to 24"	(\$36.00)	(\$7,787.00)	(\$36.00)	(\$7,787.00)
12" to 30"	(\$61.00)	(\$19,253.00)	(\$61.00)	(\$19,253.00)
12" to 36"	(\$84.00)	(\$24,273.00)	(\$84.00)	(\$24,273.00)

**2. Developer Payment/Credit for New Water Service Installation for Existing Property Use**

<u>Pipe Size</u>		
1"	(\$1,800.00)	(\$1,800.00)
2"	(\$2,500.00)	(\$2,500.00)

**3. Water Allocation Certification**

Initial Certification	\$90.00	\$90.00
Re-Certification	\$30.00	\$30.00

**4. Construction Connection Charge**

<u>Pipe Size</u>	<u>Rate Per Front Foot</u>	<u>Rate Per Front Foot</u>
8"	\$30.00	\$30.00
12" (12-inch base size only)	\$35.00	\$35.00
16" (16-inch base size only)	\$42.00	\$42.00

**5. Service Installation Fees**

<u>Service Size</u>		
1" (5/8" meter-twin off or second meter in existing dual box)	\$850.00	\$850.00
1" (single - 5/8" or 1" meter)	\$1,200.00	\$1,200.00
1" (dual - two 5/8" meters)	\$1,700.00	\$1,700.00
2" (single - 2" meter)	\$2,500.00	\$2,500.00
Greater than 2"	Actual Cost	Actual Cost

**NOTE:** The above fees will apply for all typical service installations. However, the Department reserves the right to charge its actual costs for a typical service installation.

**MIAMI-DADE WATER AND SEWER DEPARTMENT  
SCHEDULE OF WATER FEES AND CHARGES**

WATER	<u>Effective</u> <u>October 1, 2012</u>	<u>Proposed</u> <u>October 1, 2013</u>		
<b>6. <u>Temporary Portable Meter Guarantee Deposit</u></b>				
<u>Meter Size</u>				
1"	\$1,500.00	\$1,500.00		
2"	\$2,500.00	\$2,500.00		
 <b>NOTE:</b> Resolution No. 3281 specifically excludes the above deposits from earning simple interest calculated on guarantee deposits for retail customers.				
 <b>7. <u>Fire Protection Water Service Rates</u></b>				
	<u>Monthly</u>	<u>Quarterly</u>	<u>Monthly</u>	<u>Quarterly</u>
<u>Size of Fire Line Connection</u>				
2"	\$2.25	\$6.75	\$2.25	\$6.75
3"	\$4.00	\$12.00	\$4.00	\$12.00
4"	\$7.00	\$21.00	\$7.00	\$21.00
6"	\$11.50	\$34.50	\$11.50	\$34.50
8"	\$15.00	\$45.00	\$15.00	\$45.00
10"	\$23.00	\$69.00	\$23.00	\$69.00
12"	\$30.00	\$90.00	\$30.00	\$90.00
 <b>8. <u>Fire Hydrant Service Charge</u></b>				
Per month		\$0.80		\$0.80
Per quarter		\$2.40		\$2.40
 <b>9. <u>Connection Charge Rate</u></b>				
Per average daily gallon		\$1.39		\$1.39
 <b>10. <u>Basic Customer Service Fees</u></b>				
A. Deposit				
Residential-based on customer's credit analysis and payment history		\$0.00 to \$100.00		\$0.00 to \$100.00
Commercial - monthly	Amount based on 2.5 times the anticipated monthly billing with a minimum charge of \$50.00		Amount based on 2.5 times the anticipated monthly billing with a minimum charge of \$50.00	
Commercial - quarterly	Amount based on 1.5 times the anticipated quarterly billing with a minimum charge of \$50.00		Amount based on 1.5 times the anticipated quarterly billing with a minimum charge of \$50.00	
B. Charge for opening or transferring an account on billing system		\$10.00		\$10.00



**MIAMI-DADE WATER AND SEWER DEPARTMENT  
SCHEDULE OF WATER FEES AND CHARGES**

<b>WATER</b>	<b><u>Effective</u> <u>October 1, 2012</u></b>	<b><u>Proposed</u> <u>October 1, 2013</u></b>
C. Additional charge if a field visit is required to connect the water meter or obtain a water meter reading.		<u>\$35.00</u>
<del>Regular working hours</del>	<del>\$25.00</del>	
<del>Non-regular working hours</del>	<del>\$30.00</del>	
<b><u>11. Other Service Fees</u></b>		
A. Office investigation of a delinquent account resulting from:		
Active meter violation	\$30.00	\$30.00
Returned payment (check, draft, or other order for the payment of money) (F.S. 2005 - 125.0105, 832.08(5)):		
If face value of payment does not exceed \$50.00	\$25.00	\$25.00
If face value of payment exceeds \$50.00 but does not exceed \$300.00	\$30.00	\$30.00
If face value of payment exceeds \$300.00 (or 5% of the face amount of payment, whichever is greater)	\$40.00	\$40.00 (or 5% of the face amount of payment, whichever is greater)
B. Field attempt to collect a payment or deposit or to discontinue water service by cutting or locking service or removing meter and plugging service	\$20.00	\$20.00
C. Field attempt to reconnect a cut-off or locked service or to reinstall a meter		<u>\$35.00</u>
<del>Regular working hours</del>	<del>\$30.00</del>	
<del>Non-regular working hours</del>	<del>\$35.00</del>	
D. Field visits after initial attempt to read meter or to inspect backflow prevention device required due to denied access	\$50.00	\$50.00
E. Customer requested check read <u>or pool credit</u>	\$12.50	\$12.50
F. Penalty for failure to provide a meter reading or a meter for inspection as required for floating (construction) meters	\$150.00	\$150.00
G. Customer-requested high bill investigation, which does not meet established criteria	\$20.00	\$20.00
H. Charges the Department incurs on behalf of the customer, which shall be passed on to the customer	\$5.00 (minimum charge)	\$5.00 (minimum charge)

**MIAMI-DADE WATER AND SEWER DEPARTMENT  
SCHEDULE OF WATER FEES AND CHARGES**

<b>WATER</b>	<u>Effective</u> <u>October 1, 2012</u>	<u>Proposed</u> <u>October 1, 2013</u>
I. Field visit to inspect/verify repairs related to underground leak credits when repairs were not done by a licensed plumber	\$30.00	\$30.00
J. <u>Field visit to check a meter reading or pool credit reading</u>		<u>\$12.50</u>
 <b>12. <u>Customer Requested Submeter Installation</u></b>		
To cover cost of field inspections, approvals and clerical expenses for establishing future billings	\$50.00	\$50.00
 <b>13. <u>Pipe Tapping Charges</u></b>		
<u>Tap Size</u>		
4"	<del>\$385.00</del>	<u>\$520.00</u>
6"	<del>\$465.00</del>	<u>\$530.00</u>
8"	<del>\$535.00</del>	<u>\$600.00</u>
12"	<del>\$720.00</del>	<u>\$785.00</u>
16"	<del>\$1,255.00</del>	<u>\$1,555.00</u>
20"	<del>\$1,565.00</del>	<u>\$1,885.00</u>
Overtime Charge	<del>\$95.00</del>	<u>\$105.00</u>
 <b>NOTE:</b> There will be a \$205.00 charge if Department personnel arrive on a job site and are unable to perform the tapping operation because the contractor has not fulfilled its obligations specified in the Rules and Regulations. No materials shall be furnished by the Department for installation under the prices listed above.		
 <b>14. <u>Tailpiece Charge</u></b>		
<u>Tailpiece Size</u>		
3/4"	\$40.00	\$40.00
1"	\$75.00	\$75.00
2"	<del>\$140.00</del>	<u>\$165.00</u>
 <b>15. <u>Certified Meter Test Charge</u></b>		
	\$40.00	
<u>In House Testing</u>		
<u>5/8 " and 1" Meters</u>		<u>\$50.00</u>
<u>1 1/2" and 2" Meters</u>		<u>\$85.00</u>
<u>On-Site Testing</u>		
<u>3" through 10" Meters</u>		<u>\$200.00</u>
<u>Third Party Vendor Testing</u>		
<u>5/8 " and 1" Meters</u>		<u>\$90.00</u>
<u>1 1/2" and 2" Meters</u>		<u>\$160.00</u>

**MIAMI-DADE WATER AND SEWER DEPARTMENT  
SCHEDULE OF WATER FEES AND CHARGES**

WATER	<u>Effective</u> <u>October 1, 2012</u>	<u>Proposed</u> <u>October 1, 2013</u>
<b>16. <u>Municipal Excise Tax on Water Bills</u></b>	As required by local ordinances, the Department will impose an excise tax on retail sales of water. Exempt from this tax are governmental agencies, houses of public worship and certain consulates.	As required by local ordinances, the Department will impose an excise tax on retail sales of water. Exempt from this tax are governmental agencies, houses of public worship and certain consulates.
<b>17. <u>Permit Fee(s)</u></b>	As charged to the Department by various governmental agencies.	As charged to the Department by various governmental agencies.
<b>18. <u>Service Premise Location Certificate</u></b>		
To obtain notification of any actual or potential lien amount attached to a <u>premise service</u> location fee per <u>premise service</u> address:		
<u>Water &amp; Sewer</u>		
A. Regular <u>service premise</u> location certificate	\$10.00	\$10.00
B. 24-hour <u>service premise</u> location certificate	\$20.00	\$20.00
<b>19. <u>Plans Review and Inspection Fees</u></b>		
<u>Firelines/Services</u>	\$55.00	\$55.00
<u>Water Main Extensions</u>		
Up to 500 ft.	\$300.00	\$300.00
501 ft. to 2,000 ft.	\$350.00	\$350.00
Greater than 2,000 ft.	\$450.00	\$450.00
Renewal of expired approval and revisions (One year or more after original approval)	Same as original fee	Same as original fee
<u>Special Request to Expedite Plans Review</u>		
1st Hour	\$190.00	\$190.00
Each Additional Hour	\$65.00	\$65.00
<u>Rework Plans Review Process</u>	\$106.59	\$106.59
Plans Review Fees entitles the applicant to an initial plan review and one follow up review.		
Revised Plans Review Processing Fee of \$1.25 per each additional minutes for reviews that take longer than 5 minutes.		
Single period, two-year extension of approval for qualifying projects pursuant to Ordinance # 11-60	\$79.00	\$79.00
Processing fees for the review and approval of plans for code compliance regarding water extension projects, including firelines.		

**MIAMI-DADE WATER AND SEWER DEPARTMENT  
SCHEDULE OF WATER FEES AND CHARGES**

<b>WATER</b>	<b><u>Effective</u> <u>October 1, 2012</u></b>	<b><u>Proposed</u> <u>October 1, 2013</u></b>
<b><u>20. Laboratory Fees for Drinking Water Tests</u></b>		
<i>Per Sample (Excludes Sample Collection)</i>		
Bacteriology (Membrane Filter)	\$15.00	\$15.00
Bacteriology (Membrane Filter) - <i>After Hours</i>		
<i>Charge to Wholesale Customers</i>	\$40.00	\$40.00
Color	\$10.00	\$10.00
Fluoride	\$20.00	\$20.00
Lead/Copper	\$50.00	\$50.00
Trihalomethanes	\$50.00	\$50.00
Water Quality Parameters	\$60.00	\$60.00
Volatile Organic Contaminants	\$75.00	\$75.00
Nitrate	\$10.00	\$10.00
Nitrite	\$10.00	\$10.00
Alkalinity	\$8.00	\$8.00
Chloride	\$8.00	\$8.00
Calcium	\$6.00	\$6.00
Hardness	\$8.00	\$8.00
Conductivity	\$4.00	\$4.00
Total Dissolved Solids (TDS)	\$6.00	\$6.00
Turbidity	\$8.00	\$8.00
Chlorine Residual	\$10.00	\$10.00
Ammonia - Nitrogen	\$10.00	\$10.00
Dissolved Oxygen	\$6.00	\$6.00
Total Phosphorous	\$10.00	\$10.00
Ortho Phosphate	\$10.00	\$10.00
pH	\$4.00	\$4.00
Sulfate	\$16.00	\$16.00
Total Organic Carbon	\$16.00	\$16.00
Marble	\$25.00	\$25.00
Sodium	\$18.00	\$18.00
 <u>Sample Collection Fee</u>		
Per water sample	\$25.00	\$25.00
Fee charged for Department's laboratory sample collection services		
 <b><u>21. Payment for Collection of Lead/Copper Water Test at Customer Tap</u></b>		
Payment for collection of sample	(\$25.00)	(\$25.00)
Payment by Department to customers in established pool of homes who participate in sample collection for compliance with EPA Lead and Copper Rule (LCR).		

**MIAMI-DADE WATER AND SEWER DEPARTMENT  
SCHEDULE OF WATER FEES AND CHARGES**

<b>WATER</b>	<b><u>Effective</u> <u>October 1, 2012</u></b>	<b><u>Proposed</u> <u>October 1, 2013</u></b>
<b>22. <u>Release of Easement Fees</u></b>		
A. Release of platted easement rights	\$250.00	\$250.00
B. Conditional consent letter for permission to use easement until required by Department	\$50.00	\$50.00
C. All other release requests	\$500.00	\$500.00
<b>23. <u>Completion of Water and Sewer Verification Form Fees* (See Table 2)</u></b> <i>(See Section 24-43.1(5) of the Miami-Dade County Code)</i>		
<u>Water Only</u>		
A. Residential (R-A)	\$30.00	\$30.00
B. Multi-family residential (R-B)	\$75.00	\$75.00
C. Non-residential (NR)	\$75.00	\$75.00
<u>Water &amp; Sewer</u>		
A. Residential (R-A)	\$60.00	\$60.00
B. Multi-family residential (R-B)	\$150.00	\$150.00
C. Non-residential (NR)	\$150.00	\$150.00
* No additional process fee will apply to obtain "verification forms" after execution of agreement		
* Single period, two-year extension of approval for qualifying projects pursuant to Ordinance # 11-60	\$79.00	\$79.00
<b>24. <u>Water and Sewer Ordinance Letter</u></b>		
<u>Water Only</u>		
A. Residential	\$30.00	\$30.00
B. Commercial	\$75.00	\$75.00
<u>Water &amp; Sewer</u>		
A. Residential	\$60.00	\$60.00
B. Commercial	\$150.00	\$150.00
<b>25. <u>Review and Release of Recorded Document Fees (Other Than Easements)</u></b> <i>(covenants, unities of title, service agreements, warranty deeds)</i>		
A. Water only	\$100.00	\$100.00
B. Water & Sewer	\$150.00	\$150.00
<b>26. <u>Completion of Service Feasibility Questionnaire Fee</u></b>	\$25.00	\$25.00

**MIAMI-DADE WATER AND SEWER DEPARTMENT  
SCHEDULE OF WATER FEES AND CHARGES**

<b>WATER</b>	<b><u>Effective</u> <u>October 1, 2012</u></b>	<b><u>Proposed</u> <u>October 1, 2013</u></b>
<b>27. <u>Preparation of Service Agreement Fees *</u></b>		
<u>Water Only</u>		
Residential, multi-family and commercial use	\$100.00	\$100.00
<u>Water &amp; Sewer</u>		
Residential, multi-family and commercial use	\$200.00	\$200.00
* No additional process fee will apply to obtain "verification forms" after execution of agreement		
* Single period, two-year extension of approval for qualifying projects pursuant to Ordinance # 11-60	\$79.00	\$79.00
<b>28. <u>Preparation of Letter of Availability Fees</u></b>		
A. Water only	\$50.00	\$50.00
B. Water & Sewer	\$100.00	\$100.00
<b>29. <u>Other Recordable Legal Document Fees</u></b>		
A. <u>Preparation of covenant</u>		
1. Water only	\$25.00	\$25.00
2. Water & Sewer	\$50.00	\$50.00
B. <u>Preparation of unity of title</u>		
1. Water only	\$25.00	\$25.00
2. Water & Sewer	\$50.00	\$50.00
<b>30. <u>Environmental Quality Control Board (EQCB)</u></b>		
<u>Letter Preparation Fees</u>		
A. Water only	\$35.00	\$35.00
B. Water & Sewer	\$70.00	\$70.00
<b>31. <u>Review of Shop Drawings Fee</u></b>		
Per shop drawing	\$60.00	\$60.00
Fee charged for the review of shop drawings for Department compliance regarding water valve fittings and taps		

**MIAMI-DADE WATER AND SEWER DEPARTMENT  
SCHEDULE OF WATER FEES AND CHARGES**

WATER	<u>Effective</u> <u>October 1, 2012</u>	<u>Proposed</u> <u>October 1, 2013</u>
<b>32. <u>Blueline Prints Requested From As-Builts Fee</u></b>		
Fee per blueline print	\$5.00	\$5.00
<b>33. <u>Design and Construction Standard Specifications and Details Publication Fee</u></b>		
Per publication	\$50.00	\$50.00
<b>34. <u>Verification of Underground Water and Sewer Infrastructure Horizontal Location Fee</u></b>		
<u>Per 100 Linear Feet</u>		<u>\$50.00</u>
<u>Additional Linear Foot</u>		<u>\$0.50</u>
(Verification of horizontal location of underground infrastructure on as shown on As-Builts)		
<del>34.</del>		
<b>35. <u>Safety and Rescue Training Course Fees</u></b>		
<u>Water &amp; Sewer</u>		
A. Confined space entry (24 hours)	\$450.00	\$450.00
B. Hazardous material technician and incident command class (40 hours)	\$550.00	\$550.00
C. Hazwoper training (40 hours)	\$550.00	\$550.00
D. Air monitoring (16 hours)	\$150.00	\$150.00
E. Excavation safety (Trenching & shoring, 16 hours)	\$250.00	\$250.00
F. Fall protection/scaffolding (16 hours)	\$250.00	\$250.00
G. Electrical safety (16 hours)	\$500.00	\$500.00
H. Respiratory protection (40 hours)	\$450.00	\$450.00
NOTE: The revenues from the above course fees are allocated to the water and wastewater funds.		
<del>35.</del>		
<b>36. <u>Floating Meters Damaged/Cleaning Fees</u></b>		
<u>Meter Size</u>		
1"	\$72.00	\$72.00
2"	\$125.00	\$125.00
3"	\$140.00	\$140.00
<del>36.</del>		
<b>37. <u>Floating Meters</u></b>		
Charge to read a floating meter in the field	\$50.00	\$50.00

**MIAMI-DADE WATER AND SEWER DEPARTMENT  
SCHEDULE OF WATER FEES AND CHARGES**

WATER	<u>Effective</u> <u>October 1, 2012</u>	<u>Proposed</u> <u>October 1, 2013</u>
<del>37.</del>		
<b><u>38. Preparation of GIS Adhoc Maps and/or Data Fees</u></b>		
Per hour (minimum one hour)	\$65.00	\$65.00
Additional copies of the same map-per copy	\$25.00	\$25.00
<del>38.</del>		
<b><u>39. Florida Power and Light - Turkey Point</u></b>	57.22% of water retail step rates based on consumption (per agreement)	57.22% of water retail step rates based on consumption (per agreement)
<del>39.</del>		
<b><u>40. Detecto Meters</u></b>		
Per 1,000 gallons	<del>\$5.1626</del>	<u>\$5.5756</u>
Per 100 cubic feet	<del>\$3.8617</del>	<u>\$4.1705</u>
<del>40.</del>		
<b><u>41. Security Fees</u></b>		
A. Fee for Issuance of Initial Identification Card <del>and Personal Transponder</del>		
Per person	\$60.00	\$60.00
Fee charged for background check and processing costs for identification card and transponder issued to persons having access to <del>restricted</del> Department facilities. (Consultants, Contractors, Non-Water and Sewer Department Staff)		
B. Fee for Issuance of Initial Identification Card		
Per person	\$20.00	\$20.00
Fee charged for processing costs for identification card issued to persons having access to Department facilities. (Consultants, Contractors, Non-Water and Sewer Department Staff)		
C. Fee for Renewal of Expired Identification Card (one year from date of issuance) (Consultants, Contractors, Non-Water and Sewer Department Staff)		
Per person	<del>\$15.00</del>	<u>\$55.00</u>
D. Fee for Replacement of Identification Card (card lost, stolen, etc.)		
Per person	\$15.00	\$15.00



**MIAMI-DADE WATER AND SEWER DEPARTMENT  
SCHEDULE OF WATER FEES AND CHARGES**

<b>WATER</b>	<u>Effective</u> <u>October 1, 2012</u>	<u>Proposed</u> <u>October 1, 2013</u>
E. Fee for Renewal of Expired Personal Transponder (one year from date of issuance) (Consultants, Contractors, Non-Water and Sewer Department Staff)		
Per person	\$15.00	\$15.00
F. Fee for Replacement of Personal Transponder (transponder lost, stolen, etc.)		
Per person	\$15.00	\$15.00
G. Fee for Issuance of Initial Transponder for Vehicle or Equipment		
Per vehicle or piece of equipment	\$25.00	\$25.00
Fee charged for processing costs for issuance of vehicle or equipment transponder to access Department facilities (Consultants, Contractors, Non-Water and Sewer Department Staff)		
H. Fee for Renewal of Expired Transponder for Vehicle or Equipment  (one year from date of issuance) (Consultants, Contractors, Non-Water and Sewer Department Staff)		
Per vehicle or piece of equipment	\$25.00	\$25.00
I. Fee for Replacement of Transponder for Vehicle or Equipment (transponder lost, stolen, etc.)		
Per vehicle or piece of equipment	\$25.00	\$25.00
<del>41.</del>		
<b><u>42. Subscription Fee to Access Customer Information System (CIS)</u></b>		
Fee per user	\$6,300.00	\$6,300.00
Annual fee charged to title and lien companies to provide access to the Department's Customer Information System (CIS) via the Internet for <u>Premise Lien Certificates (PLC)</u> .		
<del>42.</del>		
<b><u>43. Cut For Non-Payment (CONP)</u></b>		
Third Attempt Water Meter Removal Charge	\$250.00	\$250.00
Fee charged to customers who intentionally blocked access to water meter on two previous attempts to collect or lock service for non-payment.		

**MIAMI-DADE WATER AND SEWER DEPARTMENT  
SCHEDULE OF WATER FEES AND CHARGES**

WATER	<u>Effective</u> <u>October 1, 2012</u>	<u>Proposed</u> <u>October 1, 2013</u>
<del>43.</del>		
<b><u>44. Developer Repayment Fee</u></b>		
To cover administrative costs for collection and repayment of construction connection charges collected from connecting and/or abutting properties in behalf of developers who constructed the facilities.	2.5% of gross repayment	2.5% of gross repayment
<del>44.</del>		
<b><u>45. Unauthorized Usage of Water on Fire Lines</u></b>		
Daily penalty charge against fire line accounts for allowing unauthorized usage or waste of water.	\$100.00 per day	\$100.00 per day
<del>45.</del>		
<b><u>46. General &amp; Administrative (G&amp;A) Overhead (OH) Rate</u></b>		
Rate charged to offset general and administrative costs related to work performed by the Department due to request, damage (billable job orders) or contractual agreement.	10.6% of total cost	10.6% of total cost
<del>46.</del>		
<b><u>47. Pipeline Installation Contributions</u></b>		
<u>Pipe Size</u>	<u>Rate Per Linear Foot</u>	<u>Rate Per Linear Foot</u>
8"	\$42.00	\$42.00
12"	\$46.00	\$46.00
Contributory payments by developers of certain development projects as indicated by Section 2.04(2c) of the Rules and Regulations.		
<del>47.</del>		
<b><u>48. After - Hours Construction Inspections Activity Fees</u></b>		<u>\$90.00 per hour</u>
<u>Per hour rate charged for work outside the specified work hours - weekends, nights and holidays for contractors with special requirements or deadlines for construction.</u>		

**MIAMI-DADE WATER AND SEWER DEPARTMENT  
SCHEDULE OF WATER FEES AND CHARGES**

WATER	<u>Effective</u> <u>October 1, 2012</u>	<u>Proposed</u> <u>October 1, 2013</u>																																	
<del>47.</del>																																			
<b><u>49. Water Meter Installation Fees</u></b>																																			
<p>These fees are for the installation of the water meter(s) only. All new water services must be installed in accordance with the appropriate Water &amp; Sewer Department Standard Detail, prior to the installation of the water meters.</p> <p>The Department reserves the right to install the appropriate sized meter, if a service is deemed to be oversized for a specific premise, as long as an adequate amount of flow is provided.</p> <p>Fee for installing initial water meter for new customer</p> <p style="padding-left: 40px;"><u>Service Size (Section 45) :</u></p> <table border="0" style="width: 100%;"> <tr> <td style="width: 60%;">3/4" or 5/8"</td> <td style="width: 20%; text-align: right;"><del>\$64.00</del></td> <td style="width: 20%; text-align: right;"><u>\$135.00</u></td> </tr> <tr> <td>1"</td> <td style="text-align: right;"><del>\$120.00</del></td> <td style="text-align: right;"><u>\$190.00</u></td> </tr> <tr> <td>2"</td> <td style="text-align: right;"><del>\$1,103.00</del></td> <td style="text-align: right;"><u>\$1,350.00</u></td> </tr> <tr> <td>4" (with 2 - 2" meters)</td> <td style="text-align: right;"><del>\$2,160.00</del></td> <td style="text-align: right;"><u>\$2,665.00</u></td> </tr> <tr> <td>4" Turbo</td> <td style="text-align: right;"><del>\$3,556.00</del></td> <td style="text-align: right;"><u>\$4,075.00</u></td> </tr> <tr> <td>6" Turbo</td> <td style="text-align: right;"><del>\$5,282.00</del></td> <td style="text-align: right;"><u>\$6,145.00</u></td> </tr> <tr> <td>6" x 4" Turbo</td> <td style="text-align: right;"><del>\$6,623.00</del></td> <td style="text-align: right;"><u>\$7,475.00</u></td> </tr> <tr> <td>8" Turbo</td> <td style="text-align: right;"><del>\$7,422.00</del></td> <td style="text-align: right;"><u>\$9,380.00</u></td> </tr> <tr> <td>8" x 4" Turbo</td> <td style="text-align: right;"><del>\$8,775.00</del></td> <td style="text-align: right;"><u>\$10,740.00</u></td> </tr> <tr> <td>10" Turbo</td> <td style="text-align: right;"><del>\$9,679.00</del></td> <td style="text-align: right;"><u>\$11,770.00</u></td> </tr> <tr> <td>10" x 4" Turbo</td> <td style="text-align: right;"><del>\$11,033.00</del></td> <td style="text-align: right;"><u>\$13,130.00</u></td> </tr> </table> <p><b>Note:</b> All other sizes and/or configurations will be charged at actual cost.</p>			3/4" or 5/8"	<del>\$64.00</del>	<u>\$135.00</u>	1"	<del>\$120.00</del>	<u>\$190.00</u>	2"	<del>\$1,103.00</del>	<u>\$1,350.00</u>	4" (with 2 - 2" meters)	<del>\$2,160.00</del>	<u>\$2,665.00</u>	4" Turbo	<del>\$3,556.00</del>	<u>\$4,075.00</u>	6" Turbo	<del>\$5,282.00</del>	<u>\$6,145.00</u>	6" x 4" Turbo	<del>\$6,623.00</del>	<u>\$7,475.00</u>	8" Turbo	<del>\$7,422.00</del>	<u>\$9,380.00</u>	8" x 4" Turbo	<del>\$8,775.00</del>	<u>\$10,740.00</u>	10" Turbo	<del>\$9,679.00</del>	<u>\$11,770.00</u>	10" x 4" Turbo	<del>\$11,033.00</del>	<u>\$13,130.00</u>
3/4" or 5/8"	<del>\$64.00</del>	<u>\$135.00</u>																																	
1"	<del>\$120.00</del>	<u>\$190.00</u>																																	
2"	<del>\$1,103.00</del>	<u>\$1,350.00</u>																																	
4" (with 2 - 2" meters)	<del>\$2,160.00</del>	<u>\$2,665.00</u>																																	
4" Turbo	<del>\$3,556.00</del>	<u>\$4,075.00</u>																																	
6" Turbo	<del>\$5,282.00</del>	<u>\$6,145.00</u>																																	
6" x 4" Turbo	<del>\$6,623.00</del>	<u>\$7,475.00</u>																																	
8" Turbo	<del>\$7,422.00</del>	<u>\$9,380.00</u>																																	
8" x 4" Turbo	<del>\$8,775.00</del>	<u>\$10,740.00</u>																																	
10" Turbo	<del>\$9,679.00</del>	<u>\$11,770.00</u>																																	
10" x 4" Turbo	<del>\$11,033.00</del>	<u>\$13,130.00</u>																																	
<del>48.</del>																																			
<b><u>50. Return Field Visit to Set Meter After Failed Meter Installation</u></b>																																			
<p>Fee for return field visit to set meter after initial installation was not up to Department standards.</p> <p style="padding-left: 40px;"><u>Service Size</u></p> <table border="0" style="width: 100%;"> <tr> <td style="width: 60%;">5/8" to 1"</td> <td style="width: 20%; text-align: right;">\$35.00</td> <td style="width: 20%; text-align: right;">\$35.00</td> </tr> <tr> <td>2" to 10"</td> <td style="text-align: right;">\$55.00</td> <td style="text-align: right;">\$55.00</td> </tr> </table>			5/8" to 1"	\$35.00	\$35.00	2" to 10"	\$55.00	\$55.00																											
5/8" to 1"	\$35.00	\$35.00																																	
2" to 10"	\$55.00	\$55.00																																	
<del>49.</del>																																			
<b><u>51. Rental of Light Towers</u></b>	\$505.00 per tower per day	\$505.00 per tower per day																																	
<del>50.</del>																																			
<b><u>50. Reports Listing New Customers Fee</u></b>	\$40.00	\$40.00																																	

**MIAMI-DADE WATER AND SEWER DEPARTMENT  
SCHEDULE OF WATER FEES AND CHARGES**

WATER	<u>Effective</u> <u>October 1, 2012</u>	<u>Proposed</u> <u>October 1, 2013</u>
<del>51.</del>		
<b><u>52. Surcharge for After- Hours Initial Meter Installation</u></b>		
Service Size:		
3/4" to 1" Service	\$385.00	\$385.00
2" to 4" Service	\$675.00	\$675.00
6" to 10" Service	\$1,015.00	\$1,015.00
<del>52.</del>		
<b><u>53. Curb Stop Replacement for Initial Meter Installation</u></b>	\$165.00	\$165.00
<del>53.</del>		
<b><u>54. Backflow Preventer Initial Test and Certification Fee</u></b>	\$75.00	\$75.00
<del>54. Backflow Prevention Testing Administration Fee</del>	<del>\$15.00</del>	<del>\$15.00</del>
<b><u>55. Construction Contract Documents</u></b>		
A. Contract Documents on a CD or DVD (cost per CD/DVD)	\$20.00	\$20.00
B. Contract Documents without Full-Sized Plan Sheets	\$25.00	\$25.00
C. Contract Documents with Engineer's Estimate up to \$500,000	\$25.00	\$25.00
D. Contract Documents for Projects bidding via Miscellaneous Construction Contracts (MCC) with Engineer's Estimate greater than \$500,000 but less than \$5 million.	\$40.00	\$40.00
E. Contract Documents for Projects not bidding via Miscellaneous Construction Contracts (MCC) with Engineer's Estimate, as follows:		
1. Greater than \$500,000, but up to \$5 million	\$50.00	\$50.00
2. Greater than \$5 million, but up to \$10 million	\$75.00	\$75.00
3. Greater than \$10 million, but up to \$20 million	\$100.00	\$100.00
4. Greater than \$20 million, but up to \$50 million	\$150.00	\$150.00
5. Greater than \$50 million, but up to \$100 million	\$250.00	\$250.00
6. Greater than or equal to \$100 million	\$350.00	\$350.00

**MIAMI-DADE WATER AND SEWER DEPARTMENT  
SCHEDULE OF WASTEWATER FEES AND CHARGES**

**WASTEWATER**

**Effective  
October 1, 2012**

**Proposed  
October 1, 2013**

**1. Oversizing Credits**

A. <u>Force Mains</u>	<u>Pipe Size</u>	<u>Credit Per Linear Foot</u>	<u>Credit Per Plug Valve</u>	<u>Credit Per Linear Foot</u>	<u>Credit Per Plug Valve</u>
	8" to 12"	(\$10.00)	(\$790.00)	(\$10.00)	(\$790.00)
	8" to 16"	(\$22.00)	(\$2,264.00)	(\$22.00)	(\$2,264.00)
	8" to 20"	(\$42.00)	(\$4,006.00)	(\$42.00)	(\$4,006.00)
	8" to 24"	(\$50.00)	(\$20,575.00)	(\$50.00)	(\$20,575.00)
	8" to 30"	(\$81.00)	(\$40,210.00)	(\$81.00)	(\$40,210.00)
	8" to 36"	(\$106.00)	(\$65,776.00)	(\$106.00)	(\$65,776.00)
	12" to 16"	(\$13.00)	(\$1,512.00)	(\$13.00)	(\$1,512.00)
	12" to 20"	(\$33.00)	(\$3,230.00)	(\$33.00)	(\$3,230.00)
	12" to 24"	(\$41.00)	(\$20,664.00)	(\$41.00)	(\$20,664.00)
	12" to 30"	(\$71.00)	(\$40,229.00)	(\$71.00)	(\$40,229.00)
	12" to 36"	(\$96.00)	(\$65,865.00)	(\$96.00)	(\$65,865.00)

**Credit Per Inch Diameter  
Per Linear Foot**

**Credit Per Inch Diameter  
Per Linear Foot**

B. <u>Gravity Sewer Mains</u>	<u>Pipe Size</u>	<u>Credit Per Inch Diameter Per Linear Foot</u>	<u>Credit Per Inch Diameter Per Linear Foot</u>
	8" to 10"	(\$3.00)	(\$3.00)
	8" to 12"	(\$7.00)	(\$7.00)

**2. Developer Payment/Credit for New Sanitary Sewer Lateral Installation for Existing Property Use**

(\$5,000.00)

(\$5,000.00)

**3. Construction Connection Charge**

<u>Pipelines</u>	<u>Pipe Size</u>	<u>Rate Per Front Foot</u>	<u>Rate Per Front Foot</u>
<u>Gravity Sewers</u>	8"	\$29.00	\$29.00
	10"	\$31.00	\$31.00
	12"	\$33.00	\$33.00
<u>Force Mains</u>	8"	\$32.00	\$32.00
	12"	\$38.00	\$38.00
	16"	\$49.00	\$49.00
<u>Pump Station</u>		As determined by the Department based on actual cost	As determined by the Department based on actual cost

**4. Connection Charge Rate**

Per average daily gallon	\$5.60	\$5.60
Per average daily gallon for customers utilizing a graywater disposal system	\$2.80	\$2.80

## MIAMI-DADE WATER AND SEWER DEPARTMENT

## SCHEDULE OF WASTEWATER FEES AND CHARGES

WASTEWATER	<u>Effective</u> <u>October 1, 2012</u>	<u>Proposed</u> <u>October 1, 2013</u>
<b>5. <u>Basic Customer Service Fees</u></b>		
A. Residential - based on customer's credit analysis and payment history	\$0.00 to \$100.00	\$0.00 to \$100.00
Commercial - monthly	Amount based on 2.5 times the anticipated monthly billing with a minimum charge of \$50.00	Amount based on 2.5 times the anticipated monthly billing with a minimum charge of \$50.00
Commercial - quarterly	Amount based on 1.5 times the anticipated quarterly billing with a minimum charge of \$50.00	Amount based on 1.5 times the anticipated quarterly billing with a minimum charge of \$50.00
B. Administrative Hearing	\$75.00	\$75.00
<b>6. <u>Septic Tank Disposal Fee</u></b>		
Charged to commercial tankers for unloading septic tank waste at wastewater treatment plants		
0 - 1,000 gallons - per truck	\$32.50	\$32.50
1,001 - 1,500 gallons - per truck	\$48.75	\$48.75
1,501 - 2,000 gallons - per truck	\$65.00	\$65.00
Over 2,000 gallons - per hundred gallons	\$3.25	\$3.25
<b>7. <u>Grease Trap Disposal Fee</u></b>		
Charged to commercial tankers for unloading grease trap waste at wastewater treatment plants		
0 - 1,000 gallons - per truck	\$70.00	\$70.00
1,001 - 1,500 gallons - per truck	\$105.00	\$105.00
1,501 - 2,000 gallons - per truck	\$140.00	\$140.00
Over 2,000 gallons - per hundred gallons	\$7.00	\$7.00
<b>8. <u>Combined Septic Tank and Grease Trap Disposal Fee</u></b>		
Charged to commercial tankers for unloading combined septic tank and grease trap waste at wastewater treatment plants		
0 - 1,000 gallons - per truck	\$42.00	\$42.00
1,001 - 1,500 gallons - per truck	\$63.00	\$63.00
1,501 - 2,000 gallons - per truck	\$84.00	\$84.00
Over 2,000 gallons - per hundred gallons	\$4.20	\$4.20
<b>9. <u>Septic Tank Disposal Deposit</u></b>		
Per septic tank disposal account	\$2,000.00	\$2,000.00
<b>10. <u>High Strength Sewage Surcharge</u></b>		
Per pound for portion of suspended solids in excess of a concentration of 200 milligrams per	\$0.14	\$0.14
Per pound for portion of biochemical oxygen demand in excess of a concentration of 200 milligrams per liter	\$0.19	\$0.19

**MIAMI-DADE WATER AND SEWER DEPARTMENT  
SCHEDULE OF WASTEWATER FEES AND CHARGES**

WASTEWATER	<u>Effective</u> <u>October 1, 2012</u>	<u>Proposed</u> <u>October 1, 2013</u>
<b>11. <u>Pump Station Maintenance Fee</u></b>		
Fee charged for maintenance of pump stations under contract with the Department Per month:	\$1,100.00	\$1,100.00
<b>12. <u>Discharge Regulations Violations</u></b>		
Fine for failure to comply with discharge regulations	\$500.00	\$500.00
<b>13. <u>Removal of Clean-Out Plug</u></b>		
	\$150.00	\$150.00
<b>14. <u>Permit Fee(s)</u></b>	As charged to the Department by various governmental agencies	As charged to the Department by various governmental agencies
<b>15. <u>Service Premise Location Certificate</u></b>		
To obtain notification of any actual or potential lien amount attached to a <u>service premise</u> location Fee per service address:		
<u>Water &amp; Sewer</u>		
A. Regular <u>service premise</u> location certificate	\$10.00	\$10.00
B. 24-hour <u>service premise</u> location certificate	\$20.00	\$20.00
<b>16. <u>Plans Review and Inspection Fees</u></b>		
Processing fees for the review and approval of plans for code compliance regarding sewer extension projects, including sewer laterals, connections and pump stations		
<u>Laterals/Connections</u>	\$55.00	\$55.00
<u>Sewer Main Extensions</u>		
Up to 500 ft.	\$300.00	\$300.00
501 ft. to 2,000 ft.	\$350.00	\$350.00
Greater than 2,000 ft.	\$450.00	\$450.00
<u>Pump Station</u>	\$800.00	\$800.00
<u>Renewal of expired approval and revisions</u> (One year or more after approval)	Same as original fee	Same as original fee
<u>Special Request to Expedite Plans Review</u>		
1st Hour	\$190.00	\$190.00
Each Additional Hour	\$65.00	\$65.00
<u>Rework Plans Review Process</u>	\$106.59	\$106.59
Plans Review Fees entitles the applicant to an initial plan review and one follow up review.		
Revised Plans Review Processing Fee of \$1.25 per each additional minute for reviews that take longer than 5 minutes.		
Single period, two-year extension of approval for qualifying projects pursuant to Ordinance # 11-60	\$79.00	\$79.00

**MIAMI-DADE WATER AND SEWER DEPARTMENT  
SCHEDULE OF WASTEWATER FEES AND CHARGES**

WASTEWATER	<u>Effective</u> <u>October 1, 2012</u>	<u>Proposed</u> <u>October 1, 2013</u>
<b>17. <u>Weed Control Fee</u></b>		
Per quarter	\$6.00	\$6.00
<b>18. <u>Facilities with Excessive Infiltration Surcharge</u></b>	10%	10%
<b>19. <u>Discharge of Sludge Charge</u></b>	\$40.00/ton	\$40.00/ton
<b>20. <u>Telemetry Equipment Installation Fee</u></b>		
Fee charged for installation of telemetry equipment at developer installed pump stations		
Per pump station	\$7,550.00	\$7,550.00
<b>21. <u>Marinas</u></b>	40% of retail rate	40% of retail rate
<b>22. <u>Septage Truck Cleanout Charge</u></b>		
Per cleanout	\$25.00	\$25.00
<b>23. <u>Release of Easement Fees</u></b>		
A. Release of platted easement rights	\$250.00	\$250.00
B. Conditional consent letter for permission to use easement until required by Department	\$50.00	\$50.00
C. All other release requests	\$500.00	\$500.00
<b>24. <u>Completion of Application Form Fees</u></b>		
A. Utilities collection transmission capacity form	\$50.00	\$50.00
B. Industrial pre-treatment facility application form Sewer only	\$150.00	\$150.00
<b>25. <u>Completion of Water and Sewer Verification Form Fees* (See Table 2)</u></b> <i>(See Section 24-43.1(5) of the Miami-Dade County Code)</i>		
<u>Sewer Only</u>		
A. Residential (R-A)	\$30.00	\$30.00
B. Multi-family residential (R-B)	\$75.00	\$75.00
C. Non-residential (NR)	\$75.00	\$75.00
<u>Water &amp; Sewer</u>		
A. Residential (R-A)	\$60.00	\$60.00
B. Multi-family residential (R-B)	\$150.00	\$150.00
C. Non-residential (NR)	\$150.00	\$150.00
* No additional process fee will apply to obtain "verification forms" after execution of agreement		
* Single period, two-year extension of approval for qualifying projects pursuant to Ordinance # 11-60	\$79.00	\$79.00



**MIAMI-DADE WATER AND SEWER DEPARTMENT  
SCHEDULE OF WASTEWATER FEES AND CHARGES**

<b>WASTEWATER</b>	<b><u>Effective</u> <u>October 1, 2012</u></b>	<b><u>Proposed</u> <u>October 1, 2013</u></b>
<b>26. <u>Ordinance Letter</u></b>		
<u>Wastewater Only</u>		
A. Residential	\$30.00	\$30.00
B. Commercial	\$75.00	\$75.00
<u>Water &amp; Sewer</u>		
A. Residential	\$60.00	\$60.00
B. Commercial	\$150.00	\$150.00
<b>27. <u>Review and Release of Recorded Document Fees (Other Than Easements)</u></b> <i>(Covenants, unities of title, service agreements, warranty deeds)</i>		
A. Sewer only	\$100.00	\$100.00
B. Water & Sewer	\$150.00	\$150.00
<b>28. <u>Preparation of Service Agreement Fees *</u></b>		
<u>Sewer Only</u>		
Residential, multi-family and commercial use	\$100.00	\$100.00
<u>Water &amp; Sewer</u>		
Residential, multi-family and commercial use	\$200.00	\$200.00
* No additional process fee will apply to obtain "verification forms" after execution of agreement		
* Single period, two-year extension of approval for qualifying projects pursuant to Ordinance # 11-60	\$79.00	\$79.00
<b>29. <u>Preparation of Letter of Availability Fees</u></b>		
A. Sewer only	\$50.00	\$50.00
B. Water & Sewer	\$100.00	\$100.00
<b>30. <u>Other Recordable Legal Document Fees</u></b>		
A. Preparation of covenant		
1. Sewer only	\$25.00	\$25.00
2. Water & Sewer	\$50.00	\$50.00
B. Preparation of unity of title		
1. Sewer only	\$25.00	\$25.00
2. Water & Sewer	\$50.00	\$50.00
<b>31. <u>Completion of Groundwater Discharge Form Fee</u></b>	\$50.00	\$50.00

**MIAMI-DADE WATER AND SEWER DEPARTMENT  
SCHEDULE OF WASTEWATER FEES AND CHARGES**

<b>WASTEWATER</b>	<b><u>Effective</u> <u>October 1, 2012</u></b>	<b><u>Proposed</u> <u>October 1, 2013</u></b>
<b>32. <u>Environmental Quality Control Board</u></b>		
<i>(EQCB) Letter Preparation Fees</i>		
A. Sewer only	\$35.00	\$35.00
B. Water & Sewer	\$70.00	\$70.00
<b>33. <u>Customer Call-Out Fees</u></b>		
Fee for investigation and/or emergency response to sewer collection complaints (call-outs), fee charged only if Department is not responsible to correct complaint		
<u>Fee per call-out:</u>		
A. Regular working hours	\$125.00	\$125.00
B. Non-regular working hours	\$175.00	\$175.00
<b>34. <u>Customer Initiated Closed Circuit Television Lateral Inspection Fee</u></b>		
Per inspection	\$250.00	\$250.00
<b>35. <u>Review of Shop Drawings Fee</u></b>		
Per shop drawing	\$100.00	\$100.00
Fee charged for the review of shop drawings for Department compliance regarding sewer manholes, fittings, taps and pump stations		
<b>36. <u>Blueline Prints Requested From As-Built Fee</u></b>		
Fee per blueline print	\$5.00	\$5.00
<b>37. <u>Design and Construction Standard Specifications and Details Publication Fee</u></b>		
Per publication	\$50.00	\$50.00
<b>38. <u>Verification of Underground Water and Sewer Infrastructure Horizontal Location Fee</u></b>		
<u>Per 100 Linear Feet</u>		<u>\$50.00</u>
<u>Additional Linear Foot</u>		<u>\$0.50</u>
<u>(Verification of horizontal location of underground infrastructure on as shown on As-Built)</u>		

**MIAMI-DADE WATER AND SEWER DEPARTMENT  
SCHEDULE OF WASTEWATER FEES AND CHARGES**

<b>WASTEWATER</b>	<b><u>Effective</u> <u>October 1, 2012</u></b>	<b><u>Proposed</u> <u>October 1, 2013</u></b>
<b><u>39.</u></b>		
<b><u>38. Safety and Rescue Training Course Fees</u></b>		
<u>Water &amp; Sewer</u>		
A. Confined space entry (24 hours)	\$450.00	\$450.00
B. Hazardous material technician and incident command class (40 hours)	\$550.00	\$550.00
C. Hazwoper training (40 hours)	\$550.00	\$550.00
D. Air monitoring (16 hours)	\$150.00	\$150.00
E. Excavation safety (Trenching & shoring, 16 hours)	\$250.00	\$250.00
F. Fall protection/scaffolding (16 hours)	\$250.00	\$250.00
G. Electrical safety (16 hours)	\$500.00	\$500.00
H. Respiratory protection (40 hours)	\$450.00	\$450.00

**NOTE:** The revenues from the above course fees are allocated to the water and wastewater funds.

**MIAMI-DADE WATER AND SEWER DEPARTMENT  
SCHEDULE OF WASTEWATER FEES AND CHARGES**

<b>WASTEWATER</b>	<b><u>Effective</u> <u>October 1, 2012</u></b>	<b><u>Proposed</u> <u>October 1, 2013</u></b>
<b><u>40.</u></b>		
<b><u>39. Laboratory Fees for Wastewater Tests</u></b>		
<i>Per Sample (Excludes Sample Collection)</i>		
Bacteriology (Membrane Filter)	\$15.00	\$15.00
Bacteriology (Membrane Filter) - <i>After Hours Charge to Wholesale Customers</i>	\$40.00	\$40.00
Nitrate	\$10.00	\$10.00
Nitrite	\$10.00	\$10.00
Alkalinity	\$8.00	\$8.00
Chloride	\$8.00	\$8.00
Conductivity	\$4.00	\$4.00
Total Dissolved Solids (TDS)	\$6.00	\$6.00
Chlorine Residual	\$10.00	\$10.00
Ammonia - Nitrogen	\$10.00	\$10.00
Dissolved Oxygen	\$6.00	\$6.00
Total Phosphorous	\$10.00	\$10.00
Ortho Phosphate	\$10.00	\$10.00
Biochemical Oxygen Demand	\$12.00	\$12.00
pH	\$4.00	\$4.00
Sulfate	\$16.00	\$16.00
Total Kjeldahl Nitrogen	\$14.00	\$14.00
Total Organic Carbon	\$16.00	\$16.00
Total Suspended Solids	\$6.00	\$6.00
Sodium	\$18.00	\$18.00
<b><u>41.</u></b>		
<b><u>40. Preparation of GIS Adhoc Maps and/or Data Fees</u></b>		
Per hour (minimum one hour)	\$65.00	\$65.00
Additional copies of the same map Per copy	\$25.00	\$25.00
<b><u>42.</u></b>		
<b><u>41. Billing Service Fee for Processing Stormwater Utility Fee for Municipalities</u></b>	Fee Determined by Agreement	Fee Determined by Agreement
<b><u>43.</u></b>		
<b><u>42. Billing Service Fee for Processing Sewer Billings for Coral Gables</u></b>	Fee Determined by Agreement	Fee Determined by Agreement
<b><u>44.</u></b>		
<b><u>43. Graywater Disposal System</u></b>		

Customers who utilize an approved graywater disposal system and install a sub-meter to measure water entering the property which utilizes the graywater disposal system will not be charged wastewater disposal for usage measured on the sub-meter.

**MIAMI-DADE WATER AND SEWER DEPARTMENT  
SCHEDULE OF WASTEWATER FEES AND CHARGES**

<b>WASTEWATER</b>	<b><u>Effective</u> <u>October 1, 2012</u></b>	<b><u>Proposed</u> <u>October 1, 2013</u></b>
<b><u>45.</u></b>		
<b><u>44. Security Fees</u></b>		
A. Fee for Issuance of Initial Identification Card <del>and Personal Transponder</del>		
Per person	\$60.00	\$60.00
Fee charged for background check and processing costs for identification card <del>and transponder</del> issued to persons having access to <del>restricted</del> Department facilities. (Consultants, Contractors, Non-Water and Sewer Department staff)		
B. Fee for Issuance of Initial Identification Card		
Per person	\$20.00	\$20.00
Fee charged for processing costs for identification card issued to persons having access to Department facilities. (Consultants, Contractors, Non-Water and Sewer Department staff)		
C. Fee for Renewal of Expired Identification Card (one year from date of issuance) (Consultants, Contractors, Non-Water and Sewer Department staff)		
Per person	<del>\$15.00</del>	<u>\$55.00</u>
D. Fee for Replacement of Identification Card (card lost, stolen, etc.)		
Per person	\$15.00	\$15.00
E. Fee for Renewal of Expired Personal Transponder (one year from date of issuance) (Consultants, Contractors, Non-Water and Sewer Department staff)		
Per person	\$15.00	\$15.00
F. Fee for Replacement of Personal Transponder (transponder lost, stolen, etc.)		
Per person	\$15.00	\$15.00
G. Fee for Issuance of Initial Transponder for Vehicle or Equipment		
Per vehicle or piece of equipment	\$25.00	\$25.00
Fee charged for processing costs for issuance of vehicle or equipment transponder to access Department facilities (Consultants, Contractors, Non-Water and Sewer Department staff)		
H. Fee for Renewal of Expired Transponder for Vehicle or Equipment (one year from date of issuance) (Consultants, Contractors, Non-Water and Sewer Department staff)		
Per vehicle or piece of equipment	\$25.00	\$25.00
I. Fee for Replacement of Transponder for Vehicle or Equipment (transponder lost, stolen, etc.)		
Per vehicle or piece of equipment	\$25.00	\$25.00

**MIAMI-DADE WATER AND SEWER DEPARTMENT  
SCHEDULE OF WASTEWATER FEES AND CHARGES**

<b>WASTEWATER</b>	<b><u>Effective</u> <u>October 1, 2012</u></b>	<b><u>Proposed</u> <u>October 1, 2013</u></b>
J. Fee for Issuance of Initial Identification Card and Personal Transponder for Septic Tank Company Employees		
Per septic tank company employee	\$35.00	\$35.00
Fee charged for processing costs for identification card and transponder issued to persons having access to septic tank unloading system at Central and South District Wastewater Treatment Facilities.		
K. Fee for Renewal of Expired Identification Card and Personal Transponder for Septic Tank Company Employees (one year from date of issuance)		
Per septic tank company employee	\$30.00	\$30.00
L. Fee for Replacement of Identification Card and Personal Transponder for Septic Tank Company Employees (card and transponder lost, stolen, etc.)		
Per septic tank company employee	\$30.00	\$30.00
M. Fee for Issuance of Initial Transponder for Septic Tank Vehicles		
Per septic tank vehicle	\$25.00	\$25.00
Fee charged for processing costs for issuance of septic tank vehicle transponder for access to septic tank unloading system at Central and South District Wastewater Treatment Facilities.		
N. Fee for Renewal of Expired Transponder for Septic Tank Vehicles (one year from date of issuance)		
Per septic tank vehicle	\$25.00	\$25.00
O. Fee for Replacement of Transponder for Septic Tank Vehicles (transponder lost, stolen, etc.)		
Per septic tank vehicle	\$25.00	\$25.00
<b><u>46.</u></b>		
<b><u>45. Subscription Fee to Access Customer Information System (CIS)</u></b>		
Fee per user	\$6,300.00	\$6,300.00
Annual fee charged to title and lien companies to provide access to the Department's Customer Information System (CIS) via the Internet for <u>Premise Lien Certificates (PLC)</u> .		
<b><u>47.</u></b>		
<b><u>46. Cut For Non-Payment (CONP)</u></b>		
Third Attempt Water Meter Removal Charge	\$250.00	\$250.00
Fee charged to customers who intentionally blocked access to water meter on two previous attempts to collect or lock service for non-payment.		
<b><u>48. After - Hours Construction Inspections Activity Fees</u></b>		<b><u>\$90.00 per hour</u></b>
<u>Per hour rate charged for work outside the specified work hours - weekends, nights and holidays for contractors with special requirements or deadlines for construction.</u>		

**MIAMI-DADE WATER AND SEWER DEPARTMENT  
SCHEDULE OF WASTEWATER FEES AND CHARGES**

WASTEWATER	<u>Effective</u> <u>October 1, 2012</u>	<u>Proposed</u> <u>October 1, 2013</u>
<u>49.</u>		
<b><u>47. Developer Repayment Fee</u></b>		
To cover administrative costs for collection and repayment of construction connection charges collected from connecting and/or abutting properties in behalf of developers who constructed the facilities.	2.5% of gross repayment	2.5% of gross repayment
<u>50.</u>		
<b><u>48. General &amp; Administrative (G&amp;A) Overhead (OH) Rate</u></b>		
Rate charged to offset general and administrative costs related to work performed by the Department due to request, damage (billable job orders) or contractual agreement.	10.6% of total cost	10.6% of total cost
<u>51.</u>		
<b><u>49. Rental of Light Towers</u></b>	\$505.00 per tower per day	\$505.00 per tower per day
<b><u>50. Reports Listing New Customer Fee</u></b>	<u>\$40.00</u>	<u>\$40.00</u>
<u>52.</u>		
<b><u>51. Sewer Force Main Pipe Tapping Charges</u></b>		
<u>Tap Size:</u>		
4"	\$535.00	<u>\$650.00</u>
6"	\$615.00	<u>\$660.00</u>
8"	\$685.00	<u>\$730.00</u>
12"	\$945.00	<u>\$980.00</u>
16"	\$1,485.00	<u>\$1,750.00</u>
20"	\$1,790.00	<u>\$2,080.00</u>
Overtime Charge	\$95.00	<u>\$105.00</u>
<b>NOTE:</b> There will be a \$205.00 charge if Department personnel arrive on a job site and are unable to perform the tapping operation because the contractor has not fulfilled its obligations specified in the Rules and Regulations. No materials shall be furnished by the Department for installation under the prices listed above.		
<u>53.</u>		
<b><u>52. Construction Contract Documents</u></b>		
A. Contract Documents on a CD or DVD (cost per CD/DVD)	\$20.00	\$20.00
B. Contract Documents without Full-Sized Plan Sheets	\$25.00	\$25.00
C. Contract Documents with Engineer's Estimate up to \$500,000	\$25.00	\$25.00
D. Contract Documents for Projects bidding via Miscellaneous Construction Contracts (MCC) with Engineer's Estimate greater than \$500,000 but less than \$5 million	\$40.00	\$40.00
E. Contract Documents for Projects not bidding via Miscellaneous Construction Contracts (MCC) with Engineer's Estimate, as follows:		
1. Greater than \$500,000, but up to \$5 million	\$50.00	\$50.00
2. Greater than \$5 million, but up to \$10 million	\$75.00	\$75.00
3. Greater than \$10 million, but up to \$20 million	\$100.00	\$100.00
4. Greater than \$20 million, but up to \$50 million	\$150.00	\$150.00
5. Greater than \$50 million, but up to \$100 million	\$250.00	\$250.00
6. Greater than or equal to \$100 million	\$350.00	\$350.00

## MIAMI-DADE WATER AND SEWER DEPARTMENT

Table 2

No.	Types of Building Usages	Rating * See Section 24-43.1(5) of the Miami Dade Code	Verification Form Fee Listing
<b>Residential Land Uses:</b>			
1	Single Family Residences		R-A
2	Townhouse Residences		R-B
3	Apartments		R-B
4	Mobile Home Residences/Parks		R-A
5	Duplexes or Twin Home Residences		R-A
<b>Commercial Land Uses:</b>			
6	<u>Airport:</u> (a) Common Area/Concourse (b) Retail (c) Food Service		NR
7	Banquet Halls with kitchen		NR
8	Bars or Cocktail Lounges		NR
9	Barber Shops		NR
10	Beauty Shops		NR
11	Bowling Alleys		NR
12	<u>Car Washes:</u> (a) Manual Washing (b) Automated Washing with recycle system		NR
13	Coin Laundries		NR
14	Country Clubs with kitchen		NR
15	Dentist Offices		NR
16	Fitness Centers or Gyms		NR
17	Food Preparation Outlets (Bakeries, Meat Markets, Commissaries, etc.)		NR
18	Funeral Homes		NR
19	Gas Station / Convenience Store/ Mini-Mart (a) without Car Wash (b) with Single Automated Car Wash		NR
20	Hospitals		NR
21	Hotels and Motels		NR
22	House of Worship		NR
23	<u>Industrial:</u> (a) Warehouse/ Spec. Bldg. (b) Self-Service Storage Units (c) Industrial - Wet (d) Industrial - Dry		NR
*The basis of calculation for average daily rated gallonage is found in Section 24-43.1(5) of the Code of Miami-Dade County as currently in effect and as may be amended in the future. For usages not shown, the Department shall estimate daily gallonage.			



MIAMI-DADE WATER AND SEWER DEPARTMENT			
Table 2			
No.	Types of Building Usages	Rating * See Section 24-43.1(5) of the Miami Dade Code	Verification Form Fee Listing
24	Kennels		NR
25	Marinas		NR
26	Motor Vehicle Service Stations		NR
27	Nursing or Convalescent Homes		NR
28	Office Buildings		NR
29	<u>Other Residential Facility/ Institution:</u> (a) Congregate Living Facility (CLF) (b) Jail (c) Other		NR
30	Pet Grooming		NR
31	Physician Offices		NR
32	<u>Public Park:</u> (a) With toilets only (b) With toilets and showers		NR
33	Public Swimming Facilities		NR
34	<u>Restaurants:</u> (a) full service (b) fast food service (c) take-out service		NR
35	Retail		NR
36	Schools a) day care/nursery b) regular schools		NR DADE COUNTY SCHOOL BOARD IS EXEMPT
37	Shopping Center/ Mall: (Shell/ Common Area)		NR
38	Stadiums, Ballparks, Racetracks, Frontons, Auditoriums, Etc.		NR
39	Theaters a) Indoor b) Outdoor c) Drive-in		NR
40	Trailer or Tourist Park		NR
41	Veterinarian Offices		NR
<b>*The basis of calculation for average daily rated gallonage is found in Section 24-43.1(5) of the Code of Miami-Dade County as currently in effect and as may be amended in the future. For usages not shown, the Department shall estimate daily gallonage.</b>			

**Note:**  
gpd = gallons per day  
R-A = Residential  
NR = Non-residential

gpcd = gallons per capita per day  
R-B = Multi-family Residential

I.O. No.: 7-15  
 Ordered: ~~09/20/06~~  
 Effective: ~~10/01/06~~

MIAMI-DADE COUNTY  
ADMINISTRATIVE IMPLEMENTING ORDER

RATES FOR SPECIAL OFF-DUTY SERVICES

**AUTHORITY:**

Section 4.02 of the Miami-Dade County Home Rule Amendment and Charter and Section 2-56 of the Code of Miami-Dade County.

**SUPERSEDES:**

This Administrative-Implementing Order (IO) supersedes Administrative Order 7-15, ordered ~~May 6, 2003~~, September 20, 2006 and effective ~~May 16, 2003~~, October 1, 2006.

**POLICY:**

Section 2-56 of the Code of Miami-Dade County allows for the assignment of off-duty County personnel to provide special law enforcement services to persons engaged in activities or functions of which such services would reasonably be seen as necessary. It is the policy of Miami-Dade County that the rates to be charged for such services shall be adequate to compensate off-duty County employees for their services, and also to enable the County to recover the fringe benefits and administrative costs associates with these assignments.

**PROCEDURES:**

The following hourly rates will be paid to employees.

<b>Classification</b>	<b>Hourly Rates</b>
Court Services Officer 1	<del>\$26.00</del> <u>\$30.00</u>
Correctional Officer 1	<del>\$26.00</del> <u>\$30.00</u>
Court Services Officer 2	<del>\$28.00</del> <u>\$32.00</u>
Correctional Corporal	<del>\$28.00</del> <u>\$32.00</u>
Police Officer	<del>\$30.00</del> <u>\$34.00</u>
Reserve Officer	<del>\$30.00</del> <u>\$34.00</u>
Correctional Sergeant	<del>\$30.00</del> <u>\$34.00</u>
Police Sergeant	<del>\$32.00</del> <u>\$36.00</u>
Police Lieutenant	<del>\$34.00</del> <u>\$38.00</u>
Police Captain	<del>\$36.00</del> <u>\$40.00</u>

These rates shall be adjusted once every two fiscal years to keep pace with the national consumer price index rate of inflation. Adjustments shall be rounded to the nearest dollar amount.

Should the off-duty employee and the permittee so agree, a lesser rate may be paid provided that such rate is not less than one dollar and fifty cents (\$1.50) per hour less than the rates for all classifications except Police Lieutenant and Police Captain. A lesser charge may be paid for the classifications of Police Lieutenant and Police Captain provided that such rate is not less than two dollars and fifty cents (\$2.50) per hour less than the established off-duty rate. As County vendors, Reserve Officers may also work any off-regular duty details when there are

insufficient full-time officers to appropriately staff the event. The reserve officers will be in the accompaniment of a full-time officer as a two-man unit while performing off-regular duty details.

The vendor contracting for off-duty services pays the employee rate plus the prevailing rates for social security (FICA and MICA), special risk retirement and an administrative surcharge to cover the cost of providing the service.

**TOTAL CHARGE TO PERMITTEE:**

A surcharge of five percent (5%) will be charged to the permittee to cover the County's direct costs of processing and recording the off-duty services. The sum of the three charges (employee rate of pay, social security and retirement benefits, and surcharge) is to be rounded to the nearest twenty-five cents (\$0.25) and charged for each hour or fraction thereof of service provided.

**MINIMUM CHARGE:**

The minimum charges for off-duty services shall be the amount applicable for three (3) hours of service.

**TIME OF SERVICE:**

Hourly charges for off-duty services will be calculated from the starting time and location agreed upon by the permittee and the department issuing the permit, through the time of completion of the required services, exclusive of travel time from the location associated with the completion of services to subsequent personal or other official destination of the employee(s).

**UTILIZATION OF VEHICLES:**

The charge for the use of County vehicles in connection with off-duty assignments shall be four (4) dollars per hour or \$.0565 per mile, whichever is greater. If special equipment such as boats or aircraft is involved, the department shall set charges based on known operating costs or upon prevailing private sector rates for such equipment.

**COLLECTION OF FEES AND PAYMENT TO EMPLOYEES:**

The department providing services shall be responsible for providing permittees with information as to the current charges and for the collection of all monies due from the permittee in accordance with departmental procedures. Accounts thirty (30) days in arrears may be subject to finance charges up to the maximum legal rate. In no instance shall the employee(s) performing the service be permitted to receive or required to assist in the collection of any monies due the department from the permittee. Personnel performing off-duty services shall be fully compensated in the paycheck for the pay period during which the off-duty services were provided, or in the immediately following paycheck. Permittees may be required to leave a deposit of up to 100% of the projected cost of the service.

This ~~Administrative~~ Implementing Order is hereby submitted to the Board of County Commissioners of Miami-Dade County, Florida.

Approved by the County Attorney as  
to form and legal sufficiency \_\_\_\_\_

I.O. No.: 4-51  
Ordered: ~~09/22/11~~  
Effective: ~~10/03/11~~

MIAMI-DADE COUNTY  
IMPLEMENTING ORDER

ANIMAL SERVICES DEPARTMENT FEES

**AUTHORITY:**

The Miami-Dade County Home Rule Charter including, among others Section 1.01 and 2.02A, and Sections 5-5, 5-7, 5-8, 5-13, 5-14, 5-18, and 5-23 of the Code of Miami-Dade County.

**SUPERSEDES:**

This Implementing Order (IO) supersedes IO 4-51, ordered ~~September 24, 2010~~ September 22, 2011, and effective ~~October 4, 2010~~ October 3, 2011.

**POLICY:**

This Implementing Order establishes a schedule of fees for rabies vaccination, animal registration and license tags, adoption, impound/redemption charges, licenses, refundable deposits, euthanasia, and microchipping.

**FEE SCHEDULE:**

The fee schedule adopted by this Implementing Order is attached hereto and made a part hereof. The official fee schedule is also filed with and subject to the approval of the Board of County Commissioners and on file with the Clerk thereof. Fees that are charged by the Animal Services Department shall be the same as those listed in the official fee schedule on file with the Clerk of the County Commission.

This Implementing Order is hereby submitted to the Board of County Commissioners of Miami-Dade County, Florida.

Approved by the County Attorney as  
to form and legal sufficiency \_\_\_\_\_

## ANIMAL SERVICES DEPARTMENT FEE SCHEDULE

The Miami-Dade County Animal Services Department shall charge and collect fees for the items and rates listed in the following schedule:

<b>Service</b>	<b>Fee</b>
<b>License Tag</b>	
➤ Intact – Dog 12 months old or more	\$55.00
➤ Sterilized – Dog 12 months old or more	\$27.00
➤ Junior Tag – Dog between 4 months old and 12 months old	\$25.00
➤ Puppy Tag – Dog less than 4 months old	No Charge
➤ Intact Dog - Indigent Owner – (note 1)	\$10.00
➤ Sterilized Dog - Indigent Owner – (note 1)	\$5.00
➤ Intact – Cat (VOLUNTARY)	\$10.00
➤ Sterilized – Cat (VOLUNTARY)	\$5.00
➤ Intact – Cat (VOLUNTARY) – Indigent Owner (note 1)	\$5.00
➤ Sterilized – Cat (VOLUNTARY) – Indigent Owner (note 1)	\$3.00
➤ Replacement Tag	\$5.00
➤ Service Animal/Working Police Dog	No Charge
➤ 3-Year License (note 2)	3x above fees
<b>Impoundments (note 3)</b>	
➤ Redemption/Sterilized Dogs	\$50.00
➤ Redemption/Intact Dogs	\$100.00
➤ Redemption/Sterilized Dogs – Indigent Owner (note 1)	\$25.00
➤ Redemption/Intact Dogs – Indigent Owner (note 1) w/o Services	\$75.00
➤ Dogs: Subsequent Impoundment within 12 months/sterilized	\$75.00
➤ Dogs: Subsequent Impoundment within 12 months/intact	\$125.00
➤ Dogs: Subsequent Impoundment within 12 months/sterilized – Indigent Owner (note 1)	\$50.00
➤ Dogs: Subsequent Impoundment within 12 months/intact – Indigent owner (note 1)	\$100.00
➤ Animal Care Fee/Dogs (includes day of impoundment)	\$10.00/day
➤ Redemption/Sterilized Cats	\$30.00
➤ Redemption/Intact Cats	\$50.00
➤ Cats: Subsequent Impoundment within 12 months/sterilized	\$60.00
➤ Cats: Subsequent Impoundment within 12 months/intact	\$85.00
➤ Animal Care Fee/Cats (including day of impoundment)	\$5.00/day
<b>Microchip Service (General Public)</b>	
➤ Microchip Implant	\$10.00
<b>Surrender Dog/Cat</b>	
➤ Surrender Fee	No Charge
<del>➤ Euthanization (Disposal Included)</del>	<del>\$25.00</del>
<del>➤ Disposal Service Only</del>	<del>\$10.00</del>
➤ Euthanasia & Disposal (25 lbs and under)	\$25.00
➤ Euthanasia & Disposal (26 lbs to 50 lbs)	\$30.00
➤ Euthanasia & Disposal (51 lbs and over)	\$40.00
➤ Disposal Service Only (25 lbs and under)	\$10.00
➤ Disposal Service Only (26 lbs to 50 lbs)	\$15.00
➤ Disposal Service Only (51 lbs and over)	\$20.00

**Rabies Inoculation**

- Indigent Owner (note 1) \$3.00
- General Public \$10.00

**Registrations**

- Dangerous Dog Annual Registration Fee \$125.00
- Dangerous Dog Life Registration (non-transferrable) \$500.00

**Spay/Neuter Fees**

- Cats: Spay/Neuter Surgery Co-Payment \$15.00
- Dogs: Spay/Neuter Surgery Co-Payment \$30.00
- Special Events Spay/Neuter Surgeries No Charge

**Adoption and Return to Owner (RTO) Services**

- Dogs \$65.00\*
- Puppies \$75.00\*
- Cats/Kittens \$35.00\*
- 2 for 1 Cat/Kitten Adoption \$35.00\*
- Adoptions (Specials Events Only) No Charge
- Dog Obedience Class \$35.00
- Additional Medical Testing Cost + 10%

(\*includes microchip, vaccines, license, and spay/neuter service)

**Rescue Group Adoptions**

- Dog (2 months +) \$30.00\*\*
- Dog – Mom w/ Litter \$25.00\*\*
- Puppy Litter (8 weeks and under) non-refundable \$20.00
- Cats/Kittens (2 months +) \$15.00\*\*
- 2 for 1 Cat/Kittens \$15.00\*\*
- Cats – Mom w/Litter \$15.00\*\*
- Kitten Litter (8 weeks and under) non-refundable \$15.00
- Cat Network Partnership: Transfer of Cats/Kittens No Charge

(\*\*includes microchip, vaccines, and spay/neuter service)

**Licenses (Annual Fees)**

- Kennel ~~\$100.00~~ 400.00
- Hobby Breeder (annual fee) (note 4) ~~\$25.00~~ 150.00
- Pet Dealer( (Animal Sales less than 30/year) \$500.00
- Pet Dealer (Animal Sales less than 50/year) \$600.00
- Pet Dealer (Animal Sales less than 75/year) \$700.00
- Pet Dealer (Animal Sales less than 100/year) \$800.00
- Pet Dealer (Animal Sales more than 100/yr) \$1,000.00
- Pet Dealer Permit Late Fee \$30.00
- ~~Pet Care Grooming Center \$400.00~~
- ~~Mobile Grooming Center \$225.00~~
- ~~Pet Care Center No Charge~~

**Deposits (note 5)**

- Cat Traps Deposits (refundable) \$50.00
- Spay/Neuter Deposits (refundable) \$50.00

**Large Animals**

➤ Confiscations/At Large Cases: Legal Advertisements	Actual Cost +20%
➤ Medical Care	Actual Cost +20%
➤ Euthanasia	Actual Cost +20%
➤ Disposal	Actual Cost +20%
➤ Care & Feeding	\$22.00/day
➤ Transportation	\$225.00
➤ Impoundment Fee	\$50.00

**Lien Processing**

➤ Processing Fee	\$500.00
➤ Lien Search (1 unit/folio)	\$30.00
➤ Lien Search (applies to multiple units under one folio)	\$30 plus \$10/unit
➤ Lien Recording	\$50.00
➤ Lien Settlement Agreement	\$75.00
➤ Lien Cancellation	\$50.00
➤ Case / Lien Search Fee	\$125.00

**Hearings/Case Proceedings**

➤ Criminal/Civil Case Processing Recovery Fees	\$250.00
➤ Hearing Adm. Fee (applies to other Ch. 5 Civil Violations)	\$50.00
➤ Hearing Adm. Fee (applies to other Ch. 5 Civil Violations)	\$125.00

**Miscellaneous Fees:**

➤ Trapper Service: Disposal/Surrender Fee	\$5.00
➤ Photographs/Color Copies	\$2.00
➤ Notary Fee	\$10.00
➤ Leashes	\$1.00
➤ Pet Carrier	<del>\$3.00</del> 4.00
➤ <del>Pet Identification Tag</del>	<del>\$3.00</del>

The Department Director or designee of the Animal Services Department shall have the authority to make refunds of adoption as required due to uncertainties in such transactions.

Note 1: Indigent owner is a Miami-Dade County resident, at least 18 years old, receiving public assistance (i.e. Food Stamps, Medicaid, Supplemental Security Income, Temporary Assistance for Needy Families (TANF), Jackson Memorial Indigent Medical Program). Pet owner shall provide letter (original copy) establishing federal/state benefits and period of eligibility to qualify for reduced fees as an indigent owner.

Note 2: Requires evidence that vaccination is valid for 3-years. Three (3) year license fee shall not be pro-rated or refunded.

Note 3: Owners redeeming impounded animals may choose "Return to Owner Services" (see "Adoption" fees), which includes microchip, vaccines, license, and spay/neuter service, in lieu of paying impoundment and animal care fees.

Note 4: Hobby Breeders who were validly registered prior to February 21, 2008, shall be required to annually renew their hobby breeder licenses, but will be exempted from paying any additional fees for their hobby breeder licenses. However, failure to annually renew their license will result in forfeiture of fee exemption.

Note 5: Refundable deposits shall be maintained in the Animal Services Trust Fund as established by Resolution No. R-575-07, as may be amended from time to time.

STREET LIGHTING SPECIAL TAXING DISTRICTS FISCAL YEAR 2013 - 2014			
RATES BASED ON FRONT FOOTAGE OF LOT/PARCEL			
DISTRICT NUMBER	DISTRICT NAME	RATE IN DOLLARS	MULTIPLIER
L001	SCOTT LAKE MANOR	0.5041	LOT/PARCEL FRONT FOOTAGE
L002	BUNCH PARK	0.3595	LOT/PARCEL FRONT FOOTAGE
L003	SUNSWEPT ISLES	0.4465	LOT/PARCEL FRONT FOOTAGE
L004	TOWN PARK ESTATES	0.3746	LOT/PARCEL FRONT FOOTAGE
L005	RICHMOND HEIGHTS	0.3810	LOT/PARCEL FRONT FOOTAGE
L006	WEST PERRINE	0.4465	LOT/PARCEL FRONT FOOTAGE
L007	NARANJA PARK	0.5117	LOT/PARCEL FRONT FOOTAGE
L008	SOUTHWEST SEC. 1	0.4433	LOT/PARCEL FRONT FOOTAGE
L009	TWIN LAKES	0.4139	LOT/PARCEL FRONT FOOTAGE
L010	CRESTVIEW	0.5447	LOT/PARCEL FRONT FOOTAGE
L011	WESTCHESTER	0.4537	LOT/PARCEL FRONT FOOTAGE
L012	BROWNSVILLE	0.4434	LOT/PARCEL FRONT FOOTAGE
L013	CAROL CITY	0.3969	LOT/PARCEL FRONT FOOTAGE
L014	IVES ESTATES	0.4724	LOT/PARCEL FRONT FOOTAGE
L015	SCOTT LAKE MANOR EAST	0.4185	LOT/PARCEL FRONT FOOTAGE
L016	ENCHANTED LAKE	0.6336	LOT/PARCEL FRONT FOOTAGE
L018	COLONIAL DRIVE	0.5796	LOT/PARCEL FRONT FOOTAGE
L019	BISCAYNE	0.4467	LOT/PARCEL FRONT FOOTAGE
L020	SUNSET PARK	0.5347	LOT/PARCEL FRONT FOOTAGE
L022	PALM SPRINGS NORTH	0.4872	LOT/PARCEL FRONT FOOTAGE
L024	VILLAGE GREEN	0.4281	LOT/PARCEL FRONT FOOTAGE
L025	OAKLAND PARK	0.3959	LOT/PARCEL FRONT FOOTAGE
L026	STAR LAKES	0.4716	LOT/PARCEL FRONT FOOTAGE
L027	SKY LAKE	0.5235	LOT/PARCEL FRONT FOOTAGE
L028	SOUTHWEST SEC. 2	0.4294	LOT/PARCEL FRONT FOOTAGE
L029	WEST BROOKE	0.4556	LOT/PARCEL FRONT FOOTAGE
L030	ANDOVER	0.4743	LOT/PARCEL FRONT FOOTAGE
L031	LAKE ARCOLA	0.3686	LOT/PARCEL FRONT FOOTAGE
L032	SOUTHWEST SECTION 2 1ST ADDITION	0.3717	LOT/PARCEL FRONT FOOTAGE
L033	STEPHENS MANOR	0.4154	LOT/PARCEL FRONT FOOTAGE
L034	PARK SHORES	0.3617	LOT/PARCEL FRONT FOOTAGE
L035	TOWN PARK ADDITION 1	0.4938	LOT/PARCEL FRONT FOOTAGE
L036	KENDALLWOOD	0.4226	LOT/PARCEL FRONT FOOTAGE
L037	MASHTA ISLAND	0.3609	LOT/PARCEL FRONT FOOTAGE
L038	WESTBROOKE GARDENS	0.3582	LOT/PARCEL FRONT FOOTAGE
L039	STONEBROOK	0.4113	LOT/PARCEL FRONT FOOTAGE
L040	LIBERTY CITY	0.4192	LOT/PARCEL FRONT FOOTAGE
L041	WESTWOOD MANOR	0.5016	LOT/PARCEL FRONT FOOTAGE
L042	HIGHLAND/SPARLING	0.5644	LOT/PARCEL FRONT FOOTAGE
L043	CENTRAL CANAL	0.4500	LOT/PARCEL FRONT FOOTAGE
L044	ROSE GLEN	0.4703	LOT/PARCEL FRONT FOOTAGE
L046	NORTHWEST SHORES	0.4580	LOT/PARCEL FRONT FOOTAGE
L047	SABAL PALM	0.5696	LOT/PARCEL FRONT FOOTAGE
L048	KEY BISCAYNE #1	0.4705	LOT/PARCEL FRONT FOOTAGE
L049	SNAPPER CREEK PARK	0.4571	LOT/PARCEL FRONT FOOTAGE
L050	HOWARD DRIVE	0.4790	LOT/PARCEL FRONT FOOTAGE
L051	KEY BISCAYNE #2	0.4272	LOT/PARCEL FRONT FOOTAGE
L052	MIAMI GARDENS	0.4091	LOT/PARCEL FRONT FOOTAGE
L053	CORAL PINES	0.3469	LOT/PARCEL FRONT FOOTAGE
L054	FLAMINGO VILLAGE	0.3764	LOT/PARCEL FRONT FOOTAGE
L055	PEACHTREE LANE	0.4087	LOT/PARCEL FRONT FOOTAGE
L056	MITCHELL LAKE	0.5426	LOT/PARCEL FRONT FOOTAGE
L057	BEL AIRE	0.5358	LOT/PARCEL FRONT FOOTAGE
L058	LAURELL HILL PARK	0.5292	LOT/PARCEL FRONT FOOTAGE
L059	GOULDS	0.5158	LOT/PARCEL FRONT FOOTAGE
L060	PINEWOOD PARK	0.3766	LOT/PARCEL FRONT FOOTAGE



STREET LIGHTING SPECIAL TAXING DISTRICTS FISCAL YEAR 2013 - 2014			
RATES BASED ON FRONT FOOTAGE OF LOT/PARCEL			
DISTRICT NUMBER	DISTRICT NAME	RATE IN DOLLARS	MULTIPLIER
L061	CUTLER RIDGE	0.5030	LOT/PARCEL FRONT FOOTAGE
L062	SIERRA	0.4624	LOT/PARCEL FRONT FOOTAGE
L063	VILLAGE GREEN UNDERGROUND	0.6156	LOT/PARCEL FRONT FOOTAGE
L064	PALM SPRINGS NORTH UNDERGROUND	0.6536	LOT/PARCEL FRONT FOOTAGE
L065	BISCAYNE PINES	0.4640	LOT/PARCEL FRONT FOOTAGE
L066	RANA PARK	0.5120	LOT/PARCEL FRONT FOOTAGE
L067	ANDERSON HEIGHTS	0.4307	LOT/PARCEL FRONT FOOTAGE
L068	UNIVERSITY MANOR	0.4786	LOT/PARCEL FRONT FOOTAGE
L069	SOUTH MIAMI HEIGHTS	0.5576	LOT/PARCEL FRONT FOOTAGE
L070	HIGHLAND GARDENS	0.7682	LOT/PARCEL FRONT FOOTAGE
L071	CUTLER RIDGE ADDITION NO.1	0.4780	LOT/PARCEL FRONT FOOTAGE
L072	DARLINGTON MANOR	0.4792	LOT/PARCEL FRONT FOOTAGE
L073	LITTLE RIVER ACRES	0.3154	LOT/PARCEL FRONT FOOTAGE
L074	CENTRAL MIAMI	0.5080	LOT/PARCEL FRONT FOOTAGE
L075	BISCAYNE MANNING	0.4227	LOT/PARCEL FRONT FOOTAGE
L076	LAKE LUCERNE	0.5567	LOT/PARCEL FRONT FOOTAGE
L077	BISCAYNE MANNING 1ST ADDITION	0.3365	LOT/PARCEL FRONT FOOTAGE
L078	ANDOVER 1ST ADDITION	0.5330	LOT/PARCEL FRONT FOOTAGE
L079	TALLAMOODY	0.5048	LOT/PARCEL FRONT FOOTAGE
L080	LIBERTY PLAZA	0.2905	LOT/PARCEL FRONT FOOTAGE
L081	LIBERTY HOMES	0.5140	LOT/PARCEL FRONT FOOTAGE
L082	CENTRAL MIAMI ADDITION 1	0.4564	LOT/PARCEL FRONT FOOTAGE
L083	NARANJA LAKES	0.6978	LOT/PARCEL FRONT FOOTAGE
L084	SCHENLEY PARK	0.4010	LOT/PARCEL FRONT FOOTAGE
L085	RICHMOND HEIGHTS FIRST ADDITION	0.6907	LOT/PARCEL FRONT FOOTAGE
L087	WEST LITTLE RIVER	0.3551	LOT/PARCEL FRONT FOOTAGE
L088	LEE MANOR	0.4527	LOT/PARCEL FRONT FOOTAGE
L089	GOLF PARK-MINTON MANOR-FAIRMONT	0.4341	LOT/PARCEL FRONT FOOTAGE
L091	BISCAYNE GARDENS 2ND ADDITION	0.3593	LOT/PARCEL FRONT FOOTAGE
L092	WHITTMANN	0.3881	LOT/PARCEL FRONT FOOTAGE
L093	CANTELOPE	0.4040	LOT/PARCEL FRONT FOOTAGE
L094	CAPE FLORIDA	0.5515	LOT/PARCEL FRONT FOOTAGE
L095	SUNSHINE STATE INDUSTRIAL PARK	1.1530	LOT/PARCEL FRONT FOOTAGE
L096	RIVERDALE	0.4797	LOT/PARCEL FRONT FOOTAGE
L101	WESTBROOKE 3RD ADDITION	0.5064	LOT/PARCEL FRONT FOOTAGE
L102	NORTH COUNTY	0.5795	LOT/PARCEL FRONT FOOTAGE
L103	LITTLE GABLES	0.3910	LOT/PARCEL FRONT FOOTAGE
L104	INTERNATIONAL GARDENS SECTION TWO	0.7961	LOT/PARCEL FRONT FOOTAGE
L106	BIRD ROAD HIGHLANDS	0.2847	LOT/PARCEL FRONT FOOTAGE
L108	BISCAYNE GARDENS 3RD ADDITION	0.4287	LOT/PARCEL FRONT FOOTAGE
L112	SKY LAKE FIRST ADDITION	0.6343	LOT/PARCEL FRONT FOOTAGE
L113	ALLAPATTAH	0.3275	LOT/PARCEL FRONT FOOTAGE
L114	PRINCETONIAN	0.7789	LOT/PARCEL FRONT FOOTAGE
L115	HARWOOD VILLAGE	0.4258	LOT/PARCEL FRONT FOOTAGE
L116	LEE MANOR FIRST ADDITION	0.4000	LOT/PARCEL FRONT FOOTAGE
L118	CAROL CITY FIRST ADDITION	0.4486	LOT/PARCEL FRONT FOOTAGE
L125	COSTALL DORAL EAST	0.2638	LOT/PARCEL FRONT FOOTAGE
L127	SEVILLA HEIGHTS	0.6856	LOT/PARCEL FRONT FOOTAGE
L128	LAKE PARK	0.3947	LOT/PARCEL FRONT FOOTAGE
L129	LOYOLA-WESTBROOKE	0.6211	LOT/PARCEL FRONT FOOTAGE
L130	CENTRAL HEIGHTS	0.4254	LOT/PARCEL FRONT FOOTAGE
L132	BIRD SOUTH	0.5430	LOT/PARCEL FRONT FOOTAGE
L133	EXPRESSWAY INDUSTRIAL PARK	0.7569	LOT/PARCEL FRONT FOOTAGE
L134	VILLAGES OF HOMESTEAD	0.7955	LOT/PARCEL FRONT FOOTAGE
L136	EAST GOLF PARK	0.4617	LOT/PARCEL FRONT FOOTAGE
L137	LAZARUS ON RICHMOND	0.7363	LOT/PARCEL FRONT FOOTAGE

STREET LIGHTING SPECIAL TAXING DISTRICTS FISCAL YEAR 2013 - 2014			
RATES BASED ON FRONT FOOTAGE OF LOT/PARCEL			
DISTRICT NUMBER	DISTRICT NAME	RATE IN DOLLARS	MULTIPLIER
L138	CORAL WAY ESTATES	0.4541	LOT/PARCEL FRONT FOOTAGE
L139	THE HAMMOCKS	1.5501	LOT/PARCEL FRONT FOOTAGE
L140	HAPPY FARM ACRES	0.4297	LOT/PARCEL FRONT FOOTAGE
L142	WEST FLAGLER ESTATES	0.5788	LOT/PARCEL FRONT FOOTAGE
L145	MONIQUE	0.5843	LOT/PARCEL FRONT FOOTAGE
L147	SKY LAKE HOMES	0.7782	LOT/PARCEL FRONT FOOTAGE
L149	GOLDEN GLADES	0.6693	LOT/PARCEL FRONT FOOTAGE
L150	COUNTRY CLUB OF MIAMI ESTATES	0.6893	LOT/PARCEL FRONT FOOTAGE
L151	TAMIAMI LAKES	0.5211	LOT/PARCEL FRONT FOOTAGE
L153	ROLLING OAKS	0.5176	LOT/PARCEL FRONT FOOTAGE
L154	CORAL HIGHLANDS	1.0458	LOT/PARCEL FRONT FOOTAGE
L155	TWIN HOMES ESTATES	0.4507	LOT/PARCEL FRONT FOOTAGE
L156	SUNSET HOMES	0.7233	LOT/PARCEL FRONT FOOTAGE
L160	WINSTON PARK	0.9113	LOT/PARCEL FRONT FOOTAGE
L162	CORAL TERRACE SECTION 1	0.3127	LOT/PARCEL FRONT FOOTAGE
L165	WESTBROOKE ADDITION #5	0.6150	LOT/PARCEL FRONT FOOTAGE
L166	BENT TREE SECTION 3	0.6194	LOT/PARCEL FRONT FOOTAGE
L167	TORREMOLINOS	0.5547	LOT/PARCEL FRONT FOOTAGE
L168	PINE WOOD MAMOR	0.7868	LOT/PARCEL FRONT FOOTAGE
L169	LITTLE PLANT OF MIAMI	0.5596	LOT/PARCEL FRONT FOOTAGE
L170	INTAG MANOR 1ST ADDITION	0.4995	LOT/PARCEL FRONT FOOTAGE
L172	BEVERLY ESTATES	0.8252	LOT/PARCEL FRONT FOOTAGE
L174	WEST CHERRY GROVE	1.1436	LOT/PARCEL FRONT FOOTAGE
L175	BILBAO ESTATES IMP	0.6477	LOT/PARCEL FRONT FOOTAGE
L176	LAS PALMAS IMP	0.7586	LOT/PARCEL FRONT FOOTAGE
L179	HIGHLAND LAKES ESTATES	0.4343	LOT/PARCEL FRONT FOOTAGE
L180	WESTGATE GARDENS	0.5426	LOT/PARCEL FRONT FOOTAGE
L181	THE FALLS	2.3824	LOT/PARCEL FRONT FOOTAGE
L182	WESTWIND LAKES	0.7449	LOT/PARCEL FRONT FOOTAGE
L185	ROYALE GREEN TOWNHOUSE	1.1193	LOT/PARCEL FRONT FOOTAGE
L189	GEM HOMES	0.7243	LOT/PARCEL FRONT FOOTAGE
L190	DORAL PARK	1.9110	LOT/PARCEL FRONT FOOTAGE
L193	LKS OF AVALON IMP	1.4995	LOT/PARCEL FRONT FOOTAGE
L195	MEADOW WOOD MANOR SEC-4	1.0812	LOT/PARCEL FRONT FOOTAGE
L196	NO DADE CTY CLUB	0.8269	LOT/PARCEL FRONT FOOTAGE
L197	MARGARITAS ESTATES	0.5551	LOT/PARCEL FRONT FOOTAGE
L202	RUSTIC LAKES	0.8501	LOT/PARCEL FRONT FOOTAGE
L203	SUNSET WEST	0.9911	LOT/PARCEL FRONT FOOTAGE
L205	CORAL WEST HEIGHTS	0.7577	LOT/PARCEL FRONT FOOTAGE
L210	THE LAKES	1.4252	LOT/PARCEL FRONT FOOTAGE
L213	ROYALE GREEN SECTION ONE	0.8416	LOT/PARCEL FRONT FOOTAGE
L215	AIR PARK INDUSTRIAL	0.8205	LOT/PARCEL FRONT FOOTAGE
L216	VENETIAN ACRES	0.4042	LOT/PARCEL FRONT FOOTAGE
L218	R.J. KATZ	0.8464	LOT/PARCEL FRONT FOOTAGE
L219	COUNTRY LAKE MANORS	0.6889	LOT/PARCEL FRONT FOOTAGE
L221	BEN GRANOFF PARK	0.9664	LOT/PARCEL FRONT FOOTAGE
L222	STRAWBERRY FIELD HMS	0.9067	LOT/PARCEL FRONT FOOTAGE
L223	GARSON SUB SECT ONE	0.7464	LOT/PARCEL FRONT FOOTAGE
L225	MEADOW WD MNRS SEC 8 N	0.9580	LOT/PARCEL FRONT FOOTAGE
L226	MEADOW WD MANOR SEC 8 S	0.8068	LOT/PARCEL FRONT FOOTAGE
L229	WESTCHESTER PARK	0.6376	LOT/PARCEL FRONT FOOTAGE
L230	SOUTH SPRINGS HOMES	1.2877	LOT/PARCEL FRONT FOOTAGE
L231	OAK PARK	0.6819	LOT/PARCEL FRONT FOOTAGE
L232	CALIFORNIA HILLS	0.7516	LOT/PARCEL FRONT FOOTAGE
L233	RIVIERA SOUTH	0.8954	LOT/PARCEL FRONT FOOTAGE
L235	PLEASURE VILLAGE SO	0.9409	LOT/PARCEL FRONT FOOTAGE

STREET LIGHTING SPECIAL TAXING DISTRICTS FISCAL YEAR 2013 - 2014			
RATES BASED ON FRONT FOOTAGE OF LOT/PARCEL			
DISTRICT NUMBER	DISTRICT NAME	RATE IN DOLLARS	MULTIPLIER
L236	MARBELLA PARK	1.1439	LOT/PARCEL FRONT FOOTAGE
L237	CUTLER CNTRY GROVES	1.4936	LOT/PARCEL FRONT FOOTAGE
L238	DADELAND PARK	1.2439	LOT/PARCEL FRONT FOOTAGE
L239	BIRD LK SO SEC ONE	1.0613	LOT/PARCEL FRONT FOOTAGE
L240	BIRD LK SO SEC THREE	0.8496	LOT/PARCEL FRONT FOOTAGE
L241	MY FIRST HOME	0.6401	LOT/PARCEL FRONT FOOTAGE
L242	SUNSET HARBOUR SEC 6	1.2394	LOT/PARCEL FRONT FOOTAGE
L243	KRISTINA ESTATES	1.4280	LOT/PARCEL FRONT FOOTAGE
L244	BIRD LAKES SOUTH ADD.3	0.6842	LOT/PARCEL FRONT FOOTAGE
L245	MEADOWWOOD MANOR SEC.9	0.7253	LOT/PARCEL FRONT FOOTAGE
L246	BIRD ESTATES	1.0615	LOT/PARCEL FRONT FOOTAGE
L248	ANDRADE SUB.	0.7599	LOT/PARCEL FRONT FOOTAGE
L249	MEDITERRANIA	0.9493	LOT/PARCEL FRONT FOOTAGE
L250	AMERICAS AT MILLER	0.9517	LOT/PARCEL FRONT FOOTAGE
L252	LIMEWOOD GROVE	1.1092	LOT/PARCEL FRONT FOOTAGE
L253	WEITZER KILLIAN PL	0.7732	LOT/PARCEL FRONT FOOTAGE
L254	VISTA SUBDIVISION	0.9400	LOT/PARCEL FRONT FOOTAGE
L255	ROGER HOMES	0.9483	LOT/PARCEL FRONT FOOTAGE
L256	MUNNE ESTATES	0.8869	LOT/PARCEL FRONT FOOTAGE
L259	AMERICAN HOMES	1.2368	LOT/PARCEL FRONT FOOTAGE
L260	BISCAYNE GARDENS	0.5541	LOT/PARCEL FRONT FOOTAGE
L261	MONASTERIO SUB.	1.4712	LOT/PARCEL FRONT FOOTAGE
L264	BEACON CENTRE	1.2085	LOT/PARCEL FRONT FOOTAGE
L265	FLAMINGO FARMS ESTS.	1.3810	LOT/PARCEL FRONT FOOTAGE
L266	DADELAND FOREST ESTS	0.6745	LOT/PARCEL FRONT FOOTAGE
L267	LAKEVIEW	0.5217	LOT/PARCEL FRONT FOOTAGE
L268	VILLA SEVILLA	0.8246	LOT/PARCEL FRONT FOOTAGE
L269	ROEL SUBDIVISION	0.9413	LOT/PARCEL FRONT FOOTAGE
L270	SKY LAKE HOMES SECOND ADDITION	0.8797	LOT/PARCEL FRONT FOOTAGE
L271	BLUE HEAVEN LANDING	0.7397	LOT/PARCEL FRONT FOOTAGE
L273	RIVER BEND	0.7535	LOT/PARCEL FRONT FOOTAGE
L275	REDLANDS EDGE	0.0500	LOT/PARCEL FRONT FOOTAGE
L276	MEADOW WOOD MANOR SECTION TEN	0.9623	LOT/PARCEL FRONT FOOTAGE
L277	FOREST VIEW	0.9886	LOT/PARCEL FRONT FOOTAGE
L278	P.I. ESTATES	1.1285	LOT/PARCEL FRONT FOOTAGE
L279	ROYAL CUTLER ESTATES	1.5467	LOT/PARCEL FRONT FOOTAGE
L280	ALLISON ESTATES	1.4631	LOT/PARCEL FRONT FOOTAGE
L281	BARIMA ESTATES	1.1616	LOT/PARCEL FRONT FOOTAGE
L283	MIRELDA ESTATES	1.3186	LOT/PARCEL FRONT FOOTAGE
L284	NAROCA ESTATES	1.2333	LOT/PARCEL FRONT FOOTAGE
L285	BIRD LAKES SOUTH SECTION FOUR	0.7222	LOT/PARCEL FRONT FOOTAGE
L287	CUTLER COUNTRY GROVES FIRST ADDITION	1.7882	LOT/PARCEL FRONT FOOTAGE
L289	SHOMAR SUBDIVISION	0.8931	LOT/PARCEL FRONT FOOTAGE
L290	VENEZIA HOMES ESTATES	0.7749	LOT/PARCEL FRONT FOOTAGE
L291	COVENTRY	1.6827	LOT/PARCEL FRONT FOOTAGE
L292	MICHELLE WOODS	1.5700	LOT/PARCEL FRONT FOOTAGE
L296	MONACO ESTATES	1.0108	LOT/PARCEL FRONT FOOTAGE
L297	AMERICAN HOMES FIRST ADDITION	1.1119	LOT/PARCEL FRONT FOOTAGE
L298	JACARANDAS AT SUNSET	1.4380	LOT/PARCEL FRONT FOOTAGE
L300	MUNNE ROYAL HOMES	1.2352	LOT/PARCEL FRONT FOOTAGE
L301	WEITZER HAMMOCKS HOMES	1.2314	LOT/PARCEL FRONT FOOTAGE
L303	CANTON SUBDIVISION	1.2190	LOT/PARCEL FRONT FOOTAGE
L304	ADVENTURE HMS	0.9225	LOT/PARCEL FRONT FOOTAGE
L305	OAKS AND PINES	1.4200	LOT/PARCEL FRONT FOOTAGE
L308	PINE NEEDLES EAST	0.0500	LOT/PARCEL FRONT FOOTAGE
L309	HARTFORD PLACE	0.7789	LOT/PARCEL FRONT FOOTAGE

STREET LIGHTING SPECIAL TAXING DISTRICTS FISCAL YEAR 2013 - 2014			
RATES BASED ON FRONT FOOTAGE OF LOT/PARCEL			
DISTRICT NUMBER	DISTRICT NAME	RATE IN DOLLARS	MULTIPLIER
L310	FERNAL SUB.	0.8117	LOT/PARCEL FRONT FOOTAGE
L312	BUNCHE PARK SOUTH	0.5750	LOT/PARCEL FRONT FOOTAGE
L313	RUSTIC LAKES ADDITION NO. 1	0.8919	LOT/PARCEL FRONT FOOTAGE
L314	AMERIHOMES	0.8873	LOT/PARCEL FRONT FOOTAGE
L315	FANTASY HOMES	0.9850	LOT/PARCEL FRONT FOOTAGE
L316	FOREST LAKES	1.6465	LOT/PARCEL FRONT FOOTAGE
L317	BRANDON PARK	0.6766	LOT/PARCEL FRONT FOOTAGE
L318	LE MIRAGE	1.3536	LOT/PARCEL FRONT FOOTAGE
L319	SHARON ESTATES	0.8137	LOT/PARCEL FRONT FOOTAGE
L320	NELMAR SUBDIVISION	1.2249	LOT/PARCEL FRONT FOOTAGE
L321	CANTON SUBDIVISION FIRST ADDITION	0.8078	LOT/PARCEL FRONT FOOTAGE
L322	BISCAYNE VILLAS	0.8396	LOT/PARCEL FRONT FOOTAGE
L324	LAGO DEL MAR	2.0217	LOT/PARCEL FRONT FOOTAGE
L326	RAAS SUBDIVISION	1.0471	LOT/PARCEL FRONT FOOTAGE
L328	P.V.C. SUBDIVISION	0.8701	LOT/PARCEL FRONT FOOTAGE
L329	MONACO ESTATES FIRST ADDITION	0.8328	LOT/PARCEL FRONT FOOTAGE
L331	SHOMA/KENDALL	1.0075	LOT/PARCEL FRONT FOOTAGE
L332	SAN DIEGO SUB 1ST ADD	0.9650	LOT/PARCEL FRONT FOOTAGE
L333	DATORRE	0.3850	LOT/PARCEL FRONT FOOTAGE
L334	DAXAL SUB	1.1168	LOT/PARCEL FRONT FOOTAGE
L335	CENAL ESTATES	0.0500	LOT/PARCEL FRONT FOOTAGE
L336	GB ESTS.	1.0026	LOT/PARCEL FRONT FOOTAGE
L338	OAK RDG VILLA	0.8809	LOT/PARCEL FRONT FOOTAGE
L339	HAMMOCK SHORES	0.8417	LOT/PARCEL FRONT FOOTAGE
L340	RICHMOND HOMES	0.8429	LOT/PARCEL FRONT FOOTAGE
L341	CARMICHAEL ESTATES	0.0500	LOT/PARCEL FRONT FOOTAGE
L342	MAGNOLIA MANORS	0.2485	LOT/PARCEL FRONT FOOTAGE
L343	OAK CRK	1.2126	LOT/PARCEL FRONT FOOTAGE
L344	GREENDALE	0.6524	LOT/PARCEL FRONT FOOTAGE
L346	CORDOBA EST SEC 1	1.0799	LOT/PARCEL FRONT FOOTAGE
L347	W KENDALL BEST	1.9044	LOT/PARCEL FRONT FOOTAGE
L348	NELFER SUB.	0.9991	LOT/PARCEL FRONT FOOTAGE
L349	LE JEUNE TERMINAL	0.8301	LOT/PARCEL FRONT FOOTAGE
L350	PERAL SUBDIVISION	0.9206	LOT/PARCEL FRONT FOOTAGE
L351	HABITAT HMS S	1.0528	LOT/PARCEL FRONT FOOTAGE
L353	ROSMONT SUB 3	0.0500	LOT/PARCEL FRONT FOOTAGE
L354	KRIZIA SUBDIVISION THIRD ADDITION	1.3229	LOT/PARCEL FRONT FOOTAGE
L355	CORAL BD HMS 1	1.1692	LOT/PARCEL FRONT FOOTAGE
L356	GOLD DREAM ESTS	1.1182	LOT/PARCEL FRONT FOOTAGE
L357	ARIEN SUB 1&2	1.1525	LOT/PARCEL FRONT FOOTAGE
L358	EAGLES POINT SUB.	1.5876	LOT/PARCEL FRONT FOOTAGE
L359	VANESSA RANCH	1.0811	LOT/PARCEL FRONT FOOTAGE
L360	MANDY SUBDIVISION	0.8595	LOT/PARCEL FRONT FOOTAGE
L361	PENA SUB	1.2913	LOT/PARCEL FRONT FOOTAGE
L362	PAUL MARKS	1.3168	LOT/PARCEL FRONT FOOTAGE
L363	SOUTHWIND PNT	0.9995	LOT/PARCEL FRONT FOOTAGE
L364	AMIGO SUB	0.0500	LOT/PARCEL FRONT FOOTAGE
L366	RIVERIA W	1.1264	LOT/PARCEL FRONT FOOTAGE
L367	MAJESTIC HMS	0.0500	LOT/PARCEL FRONT FOOTAGE
L368	KRIZIA SUB 4 AD	0.8988	LOT/PARCEL FRONT FOOTAGE
L369	HGHLND/KNDLL	1.4255	LOT/PARCEL FRONT FOOTAGE
L370	FANTASY ONE	1.2373	LOT/PARCEL FRONT FOOTAGE
L371	GORDON ESTS	1.3131	LOT/PARCEL FRONT FOOTAGE
L373	VTL SUBDIVISION	1.2171	LOT/PARCEL FRONT FOOTAGE
L374	TRUVAL W SUB	1.2211	LOT/PARCEL FRONT FOOTAGE
L375	TRUVAL GDNS	1.2151	LOT/PARCEL FRONT FOOTAGE

STREET LIGHTING SPECIAL TAXING DISTRICTS FISCAL YEAR 2013 - 2014			
RATES BASED ON FRONT FOOTAGE OF LOT/PARCEL			
DISTRICT NUMBER	DISTRICT NAME	RATE IN DOLLARS	MULTIPLIER
L376	LE CHELLE ESTS	1.9317	LOT/PARCEL FRONT FOOTAGE
L377	HAMMOCK SH 2 ADD	0.6909	LOT/PARCEL FRONT FOOTAGE
L378	ABBRO SUB	0.9881	LOT/PARCEL FRONT FOOTAGE
L380	LAGO MAR S	1.8967	LOT/PARCEL FRONT FOOTAGE
L381	THOUSAND PINES	1.2611	LOT/PARCEL FRONT FOOTAGE
L382	OAK PARK EST. SEC. 1	0.8925	LOT/PARCEL FRONT FOOTAGE
L383	MONASTERIO ES SE 1	2.6823	LOT/PARCEL FRONT FOOTAGE
L384	NATALIE HMS	1.0855	LOT/PARCEL FRONT FOOTAGE
L387	COSTA VERDE	1.2915	LOT/PARCEL FRONT FOOTAGE
L388	CENTRO VILLA N	0.8915	LOT/PARCEL FRONT FOOTAGE
L389	ARIEN SUB SEC 3	0.6798	LOT/PARCEL FRONT FOOTAGE
L391	SUPERIOR HM ETS	0.6861	LOT/PARCEL FRONT FOOTAGE
L392	MILLER'S GLEN SUBDIVISION	1.5432	LOT/PARCEL FRONT FOOTAGE
L394	ZAC SUB	0.9474	LOT/PARCEL FRONT FOOTAGE
L395	ANTA SUB 1	0.6242	LOT/PARCEL FRONT FOOTAGE
L396	CORDOBA EST S 2	1.0850	LOT/PARCEL FRONT FOOTAGE
L397	SHOMA/TAMIAMI 2	1.3959	LOT/PARCEL FRONT FOOTAGE
L398	NUNEZ ESTS	1.3502	LOT/PARCEL FRONT FOOTAGE
L399	WEST DADE SUBDIVISION	1.1067	LOT/PARCEL FRONT FOOTAGE
L400	RENEGADE SUB	1.1606	LOT/PARCEL FRONT FOOTAGE
L401	OAK CREEK SOUTH	1.1659	LOT/PARCEL FRONT FOOTAGE
L402	ESQUERRO EST	1.1407	LOT/PARCEL FRONT FOOTAGE
L403	DORAL EQUES CTR	1.1306	LOT/PARCEL FRONT FOOTAGE
L404	HIGHLAND/ KENDALL FIRST ADDITION	1.2340	LOT/PARCEL FRONT FOOTAGE
L406	RICHMD HM 1 AD	1.0963	LOT/PARCEL FRONT FOOTAGE
L407	EMERALD POINT	0.9982	LOT/PARCEL FRONT FOOTAGE
L408	EAGLES POINT FIRST ADD.	1.1740	LOT/PARCEL FRONT FOOTAGE
L409	MARALEX HMS	1.1431	LOT/PARCEL FRONT FOOTAGE
L410	DIMARA SUB	2.1363	LOT/PARCEL FRONT FOOTAGE
L411	OLD CUTLER HMS	0.9523	LOT/PARCEL FRONT FOOTAGE
L412	ASHLY SUB	0.6102	LOT/PARCEL FRONT FOOTAGE
L413	WEITZER SERENA LKS	1.4924	LOT/PARCEL FRONT FOOTAGE
L414	PUNTA GORDA EST	1.3007	LOT/PARCEL FRONT FOOTAGE
L415	ARISTOTLE SUBDIVISION	1.0124	LOT/PARCEL FRONT FOOTAGE
L416	KESSLER SEC 1	1.1129	LOT/PARCEL FRONT FOOTAGE
L417	GASSER SUBDIVISION	0.9829	LOT/PARCEL FRONT FOOTAGE
L418	MIGDALIA SUB	0.6813	LOT/PARCEL FRONT FOOTAGE
L419	MOODY DRIVE ESTATES	1.2946	LOT/PARCEL FRONT FOOTAGE
L420	MIMI SUB	0.8102	LOT/PARCEL FRONT FOOTAGE
L422	MANSION/SUNST2	1.4528	LOT/PARCEL FRONT FOOTAGE
L423	MAYTE SUBDIVISION	0.9139	LOT/PARCEL FRONT FOOTAGE
L424	P.A. AT WEST SUNSET	0.0500	LOT/PARCEL FRONT FOOTAGE
L425	P.A. AT CORAL REEF	0.6954	LOT/PARCEL FRONT FOOTAGE
L427	SNNYVW SUB	1.4811	LOT/PARCEL FRONT FOOTAGE
L428	JAR SUB	0.6875	LOT/PARCEL FRONT FOOTAGE
L430	KESSLER GROVE SECTION TWO	1.0232	LOT/PARCEL FRONT FOOTAGE
L432	KENELLEN SUBDIVISION	1.8938	LOT/PARCEL FRONT FOOTAGE
L433	TABOR	0.0500	LOT/PARCEL FRONT FOOTAGE
L434	STUART INT	0.9628	LOT/PARCEL FRONT FOOTAGE
L435	PVC 1	0.7706	LOT/PARCEL FRONT FOOTAGE
L436	STAR HIGH	1.6411	LOT/PARCEL FRONT FOOTAGE
L437	HMMK SH 3	0.8014	LOT/PARCEL FRONT FOOTAGE
L438	GALLOWAY EST	0.6102	LOT/PARCEL FRONT FOOTAGE
L439	RICHLAND ESTATES	0.8298	LOT/PARCEL FRONT FOOTAGE
L440	ALI SUB	0.8954	LOT/PARCEL FRONT FOOTAGE
L442	EUREKA CREEK	1.1363	LOT/PARCEL FRONT FOOTAGE

STREET LIGHTING SPECIAL TAXING DISTRICTS FISCAL YEAR 2013 - 2014			
RATES BASED ON FRONT FOOTAGE OF LOT/PARCEL			
DISTRICT NUMBER	DISTRICT NAME	RATE IN DOLLARS	MULTIPLIER
L443	KENDALL FAMILY ESTATES PHASE 1	0.8970	LOT/PARCEL FRONT FOOTAGE
L445	BENSON LKS	0.7471	LOT/PARCEL FRONT FOOTAGE
L446	TRANSAL CORPORATE PARK	1.7992	LOT/PARCEL FRONT FOOTAGE
L447	WESTPOINTE	1.0433	LOT/PARCEL FRONT FOOTAGE
L448	SPANISH LAKES	1.2244	LOT/PARCEL FRONT FOOTAGE
L449	GALLOWAY GLEN	1.3341	LOT/PARCEL FRONT FOOTAGE
L450	MARIEN SUB	1.1780	LOT/PARCEL FRONT FOOTAGE
L451	QUIRCH SUBDIVISION	1.0555	LOT/PARCEL FRONT FOOTAGE
L452	CORSICA	1.1088	LOT/PARCEL FRONT FOOTAGE
L453	MELTON PLAZA	1.1939	LOT/PARCEL FRONT FOOTAGE
L454	CORAL BIRD HOMES SUBDIVISION PHASE II	0.6362	LOT/PARCEL FRONT FOOTAGE
L455	MONACO'S MILLER HOMESITES	1.9068	LOT/PARCEL FRONT FOOTAGE
L456	PVC EST	0.6722	LOT/PARCEL FRONT FOOTAGE
L457	A/R SUB	0.7383	LOT/PARCEL FRONT FOOTAGE
L459	BRIGHTON MEADOW	1.6011	LOT/PARCEL FRONT FOOTAGE
L461	COUNTRY PL MALL	0.0500	LOT/PARCEL FRONT FOOTAGE
L462	CRES SUB	0.7632	LOT/PARCEL FRONT FOOTAGE
L466	WEITZER SERENA LAKES WEST SECTION 2	1.4322	LOT/PARCEL FRONT FOOTAGE
L467	HARDIN HAMMOCK	1.2095	LOT/PARCEL FRONT FOOTAGE
L469	FEREL SUBDIVISION	0.8015	LOT/PARCEL FRONT FOOTAGE
L470	FEDY ESTATES	0.0500	LOT/PARCEL FRONT FOOTAGE
L471	MARFER SUBDIVISION	1.8130	LOT/PARCEL FRONT FOOTAGE
L473	MANGUS SUBDIVISION SECTIONS 1 AND 2	0.9016	LOT/PARCEL FRONT FOOTAGE
L475	PEACOCK'S POINT	1.5753	LOT/PARCEL FRONT FOOTAGE
L476	AMORE SUB	1.0942	LOT/PARCEL FRONT FOOTAGE
L477	PEDRO ALBERTO SUBDIVISION	2.2944	LOT/PARCEL FRONT FOOTAGE
L478	OAK RIDGE FALLS	1.4219	LOT/PARCEL FRONT FOOTAGE
L479	SHOMA EST	0.9920	LOT/PARCEL FRONT FOOTAGE
L480	BRISTOL AT KENDALL	0.9061	LOT/PARCEL FRONT FOOTAGE
L481	BRISTOL PK 2	0.8580	LOT/PARCEL FRONT FOOTAGE
L482	MAJESTIC ESTATES	0.8584	LOT/PARCEL FRONT FOOTAGE
L483	INTERIAN HMS	1.5547	LOT/PARCEL FRONT FOOTAGE
L484	PELICAN'S POINT	0.8285	LOT/PARCEL FRONT FOOTAGE
L485	KNDL VLG WEST	1.1384	LOT/PARCEL FRONT FOOTAGE
L486	GRAN CENTRAL	1.9918	LOT/PARCEL FRONT FOOTAGE
L487	ZENTENO SUB	1.3523	LOT/PARCEL FRONT FOOTAGE
L488	BARCELONA EST	1.0775	LOT/PARCEL FRONT FOOTAGE
L489	NELIA SUBDIVISION	0.9000	LOT/PARCEL FRONT FOOTAGE
L490	COUNTRY LAKES MANORS SECTION TWO	1.0440	LOT/PARCEL FRONT FOOTAGE
L491	MONASTERIO ESTATES SECTION TWO	1.0709	LOT/PARCEL FRONT FOOTAGE
L492	CORDOBA EST SEC 4	0.8928	LOT/PARCEL FRONT FOOTAGE
L493	CADIZ ESTATES	1.0050	LOT/PARCEL FRONT FOOTAGE
L494	CHRISTIANNE ESTS	0.0500	LOT/PARCEL FRONT FOOTAGE
L495	PALMAS DEL BOSQUE FIRST ADDITION	1.3403	LOT/PARCEL FRONT FOOTAGE
L496	MED SOUTH	0.9789	LOT/PARCEL FRONT FOOTAGE
L498	KESSLER GROVES SECTIONS THREE AND FOUR	1.0780	LOT/PARCEL FRONT FOOTAGE
L499	LAGUNA PONDS SECTIONS ONE AND TWO	0.9535	LOT/PARCEL FRONT FOOTAGE
L500	W.D.L.D. SUBDIVISION	1.1872	LOT/PARCEL FRONT FOOTAGE
L501	VECIN 1 ADD	1.8485	LOT/PARCEL FRONT FOOTAGE
L503	LLAURO SUBDIVISION	1.2736	LOT/PARCEL FRONT FOOTAGE
L504	SOUTHVIEW	1.1558	LOT/PARCEL FRONT FOOTAGE
L505	HAMMOCKS EST	1.0258	LOT/PARCEL FRONT FOOTAGE
L506	SAVANNAH LNDG	1.1739	LOT/PARCEL FRONT FOOTAGE
L507	DORAL LANDINGS	1.6898	LOT/PARCEL FRONT FOOTAGE
L508	HUGHES WEST SUBDIVISION	2.5175	LOT/PARCEL FRONT FOOTAGE
L509	CARIBE LKS PH 1	1.5804	LOT/PARCEL FRONT FOOTAGE

STREET LIGHTING SPECIAL TAXING DISTRICTS FISCAL YEAR 2013 - 2014			
RATES BASED ON FRONT FOOTAGE OF LOT/PARCEL			
DISTRICT NUMBER	DISTRICT NAME	RATE IN DOLLARS	MULTIPLIER
L510	BRISTOL POINTE	0.4996	LOT/PARCEL FRONT FOOTAGE
L512	CASTILLIAN SUB	0.7920	LOT/PARCEL FRONT FOOTAGE
L514	MARIA GARDENS	1.5666	LOT/PARCEL FRONT FOOTAGE
L515	MICHELINE SUB.	0.8245	LOT/PARCEL FRONT FOOTAGE
L516	DORAL ANTILLES	1.5061	LOT/PARCEL FRONT FOOTAGE
L517	CARIBE SUBDIVISION	2.5937	LOT/PARCEL FRONT FOOTAGE
L518	LAFFITTE SUB	0.9285	LOT/PARCEL FRONT FOOTAGE
L519	PALAPALA	2.1418	LOT/PARCEL FRONT FOOTAGE
L520	VISCAYA VILLAS	1.7829	LOT/PARCEL FRONT FOOTAGE
L521	ANABAH GARDENS	1.8532	LOT/PARCEL FRONT FOOTAGE
L522	AUTO NATION PERRINE EAST	0.4146	LOT/PARCEL FRONT FOOTAGE
L524	MICHELLE MANORS SUBDIVISION	0.8807	LOT/PARCEL FRONT FOOTAGE
L525	LLANOS/BIRD RD	0.6055	LOT/PARCEL FRONT FOOTAGE
L526	RAAS SUBDIVISION NO 2	1.7434	LOT/PARCEL FRONT FOOTAGE
L527	DORAL MEADOWS FIRST ADDITION	0.0500	LOT/PARCEL FRONT FOOTAGE
L528	GOLDVUE ESTATES	1.1417	LOT/PARCEL FRONT FOOTAGE
L529	PVC ESTS 1 ADD	0.7247	LOT/PARCEL FRONT FOOTAGE
L530	NYURKA EST	0.7261	LOT/PARCEL FRONT FOOTAGE
L531	SAMINIK SUB.	1.0451	LOT/PARCEL FRONT FOOTAGE
L532	WEITZER S LK EST	0.8151	LOT/PARCEL FRONT FOOTAGE
L533	HAWKSNEST	1.4627	LOT/PARCEL FRONT FOOTAGE
L534	MYSTIC PLACE	1.2070	LOT/PARCEL FRONT FOOTAGE
L537	GARDEN HILLS	1.4292	LOT/PARCEL FRONT FOOTAGE
L539	HEAVENLY ESTATES	2.0670	LOT/PARCEL FRONT FOOTAGE
L540	CENT PK EST	0.4606	LOT/PARCEL FRONT FOOTAGE
L541	RIVIERA TRACE	0.8104	LOT/PARCEL FRONT FOOTAGE
L542	PALM SPRINGS ESTATES	0.8082	LOT/PARCEL FRONT FOOTAGE
L543	SALMA LAKE	1.3917	LOT/PARCEL FRONT FOOTAGE
L544	SINOS EST	0.7952	LOT/PARCEL FRONT FOOTAGE
L545	KENDALL COUNTRY ESTATES COUNTRY WALK	0.8959	LOT/PARCEL FRONT FOOTAGE
L546	COSAR SUBDIVISION	1.2047	LOT/PARCEL FRONT FOOTAGE
L547	BRIDGEPORT VILLAS	0.4415	LOT/PARCEL FRONT FOOTAGE
L548	RED GARDENS	3.4425	LOT/PARCEL FRONT FOOTAGE
L549	BENT TREE COMMERCIAL PARK	2.2712	LOT/PARCEL FRONT FOOTAGE
L550	W DADE LAND	0.4216	LOT/PARCEL FRONT FOOTAGE
L551	KARENERO FALLS	0.6367	LOT/PARCEL FRONT FOOTAGE
L552	BALMORAL SUBDIVISION	0.8140	LOT/PARCEL FRONT FOOTAGE
L553	WONDERLY ESTATES	1.1651	LOT/PARCEL FRONT FOOTAGE
L554	RESERVE AT DORAL	1.2928	LOT/PARCEL FRONT FOOTAGE
L555	BEACON AT 97TH AVENUE	0.0500	LOT/PARCEL FRONT FOOTAGE
L556	MIAMI INTERNATIONAL BUSINESS PARK	0.7373	LOT/PARCEL FRONT FOOTAGE
L557	M.I.C.C. IMPROVEMENT PROJECT	1.2030	LOT/PARCEL FRONT FOOTAGE
L558	INTERNATIONAL CORPORATE PARK	1.4299	LOT/PARCEL FRONT FOOTAGE
L559	BISCAYNE POINT SOUTH	1.9990	LOT/PARCEL FRONT FOOTAGE
L560	POINCIANA LAKES SUBDIVISION	0.7592	LOT/PARCEL FRONT FOOTAGE
L561	SAN MARINO	1.7984	LOT/PARCEL FRONT FOOTAGE
L562	OLD CUTLER FOREST	2.2432	LOT/PARCEL FRONT FOOTAGE
L563	FIVE STARS	0.5574	LOT/PARCEL FRONT FOOTAGE
L564	BIG FIVE HOMES	0.4472	LOT/PARCEL FRONT FOOTAGE
L566	PK LK	1.0036	LOT/PARCEL FRONT FOOTAGE
L567	IBIS	1.5825	LOT/PARCEL FRONT FOOTAGE
L568	ENCLAVE/DORAL	1.5446	LOT/PARCEL FRONT FOOTAGE
L569	MITO	2.2373	LOT/PARCEL FRONT FOOTAGE
L570	ZOE MILLER ESTATES	4.6579	LOT/PARCEL FRONT FOOTAGE
L571	BONITA GOLF	1.7410	LOT/PARCEL FRONT FOOTAGE
L572	MASTRAPA ESTATES	0.7405	LOT/PARCEL FRONT FOOTAGE

STREET LIGHTING SPECIAL TAXING DISTRICTS FISCAL YEAR 2013 - 2014			
RATES BASED ON FRONT FOOTAGE OF LOT/PARCEL			
DISTRICT NUMBER	DISTRICT NAME	RATE IN DOLLARS	MULTIPLIER
L577	PALMETTO LKS IND	1.1544	LOT/PARCEL FRONT FOOTAGE
L578	DIMAURO SUB	0.0500	LOT/PARCEL FRONT FOOTAGE
L579	BIRD GARDENS SUBDIVISION	1.0076	LOT/PARCEL FRONT FOOTAGE
L580	BRAMAN	0.5637	LOT/PARCEL FRONT FOOTAGE
L581	CORSICA PL	1.5619	LOT/PARCEL FRONT FOOTAGE
L582	DEERING PT	0.9714	LOT/PARCEL FRONT FOOTAGE
L583	SUMMERWIND	1.1620	LOT/PARCEL FRONT FOOTAGE
L584	SARCO SUBDIVISION	0.9114	LOT/PARCEL FRONT FOOTAGE
L585	DORAL INTERNATIONAL PARK	0.3154	LOT/PARCEL FRONT FOOTAGE
L586	HAWKSNEST 1	1.2598	LOT/PARCEL FRONT FOOTAGE
L587	GARDEN HILLS WEST	1.3995	LOT/PARCEL FRONT FOOTAGE
L589	CRES EST	0.6795	LOT/PARCEL FRONT FOOTAGE
L590	SYLVIA SUBDIVISION	0.7757	LOT/PARCEL FRONT FOOTAGE
L591	KOKI EST	0.2403	LOT/PARCEL FRONT FOOTAGE
L592	ABACO ESTATES	0.9707	LOT/PARCEL FRONT FOOTAGE
L593	ROYAL LND	0.7525	LOT/PARCEL FRONT FOOTAGE
L594	ROYAL LANDINGS ESTATES	1.4105	LOT/PARCEL FRONT FOOTAGE
L596	COMMUNITY PARTNERSHIP SOUTH	1.7437	LOT/PARCEL FRONT FOOTAGE
L597	JUAN DAVID SUBDIVISION	0.0500	LOT/PARCEL FRONT FOOTAGE
L599	SIGNATURE GARDENS SUBDIVISION	0.7436	LOT/PARCEL FRONT FOOTAGE
L600	PRESIDENTIAL ESTATES	1.1890	LOT/PARCEL FRONT FOOTAGE
L601	SUNSET LAKES ESTATES	2.2487	LOT/PARCEL FRONT FOOTAGE
L602	PALACE 1 ADD	0.4371	LOT/PARCEL FRONT FOOTAGE
L603	NICOI	1.2968	LOT/PARCEL FRONT FOOTAGE
L604	DAILY FIRST ADDITION	1.1013	LOT/PARCEL FRONT FOOTAGE
L605	DORAL COMMERCE PARK	2.0387	LOT/PARCEL FRONT FOOTAGE
L606	SHIRTEE 1/2	1.2343	LOT/PARCEL FRONT FOOTAGE
L611	NOMAR ESTATES	0.8498	LOT/PARCEL FRONT FOOTAGE
L612	CANTAL WEST INDUSTRIAL PARK	0.7465	LOT/PARCEL FRONT FOOTAGE
L613	SUNSET APARTMENTS	0.8738	LOT/PARCEL FRONT FOOTAGE
L614	HWKNST 2	1.4773	LOT/PARCEL FRONT FOOTAGE
L616	SAVANNAH/DORAL	1.3688	LOT/PARCEL FRONT FOOTAGE
L617	COSTA DORADA	1.5124	LOT/PARCEL FRONT FOOTAGE
L618	CARTAL SUBDIVISION	0.7794	LOT/PARCEL FRONT FOOTAGE
L619	MAYTE S	0.9819	LOT/PARCEL FRONT FOOTAGE
L621	ACAPULCO	1.0742	LOT/PARCEL FRONT FOOTAGE
L622	EMERALD	0.9361	LOT/PARCEL FRONT FOOTAGE
L623	JEFFERSON AT DORAL	1.8708	LOT/PARCEL FRONT FOOTAGE
L624	VILLAS OF BARCELONA	0.7631	LOT/PARCEL FRONT FOOTAGE
L625	SAN DENIS SAN PEDRO ESTATES	2.1098	LOT/PARCEL FRONT FOOTAGE
L626	DADESKY SUBDIVISION	1.6605	LOT/PARCEL FRONT FOOTAGE
L627	MIAMI INT PKWY	1.5194	LOT/PARCEL FRONT FOOTAGE
L630	VILLA ESPERANZA	2.5942	LOT/PARCEL FRONT FOOTAGE
L631	COUNTRY PARK ESTATES	0.0500	LOT/PARCEL FRONT FOOTAGE
L632	DAILY SUBDIVISION	1.2994	LOT/PARCEL FRONT FOOTAGE
L633	VILLA REAL AT DORAL	1.5252	LOT/PARCEL FRONT FOOTAGE
L635	DON ELIAS EST	1.0100	LOT/PARCEL FRONT FOOTAGE
L636	CLC SUB	0.9439	LOT/PARCEL FRONT FOOTAGE
L637	LES JARDINS/SECRET GARDENS	2.4845	LOT/PARCEL FRONT FOOTAGE
L638	CARLISLE AT DORAL	0.6399	LOT/PARCEL FRONT FOOTAGE
L639	MANSIONS OF PINE GLENN	1.0517	LOT/PARCEL FRONT FOOTAGE
L641	LUZ ESTELA SOUTH	0.9449	LOT/PARCEL FRONT FOOTAGE
L643	JANE PLAZA	1.1500	LOT/PARCEL FRONT FOOTAGE
L644	MAYITO ESTATES	1.3423	LOT/PARCEL FRONT FOOTAGE
L645	CORAL RF NURSEY	1.1393	LOT/PARCEL FRONT FOOTAGE
L646	VILLA CASTILLO	0.1740	LOT/PARCEL FRONT FOOTAGE



STREET LIGHTING SPECIAL TAXING DISTRICTS FISCAL YEAR 2013 - 2014			
RATES BASED ON FRONT FOOTAGE OF LOT/PARCEL			
DISTRICT NUMBER	DISTRICT NAME	RATE IN DOLLARS	MULTIPLIER
L647	PRINCE OF PEACE CATHOLIC CHURCH	0.5990	LOT/PARCEL FRONT FOOTAGE
L648	PUERTO BELLO AT DORAL	1.1839	LOT/PARCEL FRONT FOOTAGE
L649	VALENCIA GROVE	1.2244	LOT/PARCEL FRONT FOOTAGE
L650	SHOREWAY SUBDIVISION	1.3161	LOT/PARCEL FRONT FOOTAGE
L651	DORAL TERR	2.5378	LOT/PARCEL FRONT FOOTAGE
L652	DEER CREEK ESTATES	0.0500	LOT/PARCEL FRONT FOOTAGE
L653	REDLAND EAST	0.0500	LOT/PARCEL FRONT FOOTAGE
L654	PRESERVE AT DORAL	1.5029	LOT/PARCEL FRONT FOOTAGE
L655	MARPI HMS	1.1297	LOT/PARCEL FRONT FOOTAGE
L656	LUISANGEL SUBDIVISION	0.8618	LOT/PARCEL FRONT FOOTAGE
L657	OAK RIDGE FALLS FIRST ADDITION	1.4017	LOT/PARCEL FRONT FOOTAGE
L658	CRESTVIEW LKS	1.5211	LOT/PARCEL FRONT FOOTAGE
L659	PINE NEDLE E 5	0.8941	LOT/PARCEL FRONT FOOTAGE
L660	BONITA GOLF 2	1.8744	LOT/PARCEL FRONT FOOTAGE
L662	PONCE ESTATES	1.3726	LOT/PARCEL FRONT FOOTAGE
L664	HAMPTONS	2.3913	LOT/PARCEL FRONT FOOTAGE
L665	TRANSAL SERVICE PARK	0.6944	LOT/PARCEL FRONT FOOTAGE
L666	PARK LAKES BY THE MEADOWS PHASE 3	1.1707	LOT/PARCEL FRONT FOOTAGE
L668	CASTCANA ESTATES	2.1642	LOT/PARCEL FRONT FOOTAGE
L669	FC SUBDIVISION	1.0170	LOT/PARCEL FRONT FOOTAGE
L670	KENWOOD ESTATES	1.5738	LOT/PARCEL FRONT FOOTAGE
L671	THE MANSIONS AT SUNSET	1.2124	LOT/PARCEL FRONT FOOTAGE
L672	DIMENSIONS AT STREET DORAL	1.8509	LOT/PARCEL FRONT FOOTAGE
L674	VENETIAN LAKE	1.4694	LOT/PARCEL FRONT FOOTAGE
L676	SUPERIOR TRACE	1.4705	LOT/PARCEL FRONT FOOTAGE
L679	BIARRITZ SUBDIVISION PHASE 1	0.0500	LOT/PARCEL FRONT FOOTAGE
L680	BONITA	1.0999	LOT/PARCEL FRONT FOOTAGE
L682	BIRD ROAD PROPERTIES	0.0500	LOT/PARCEL FRONT FOOTAGE
L683	DIGNA GAS	2.3916	LOT/PARCEL FRONT FOOTAGE
L684	TWIN LAKE SHORES	0.6704	LOT/PARCEL FRONT FOOTAGE
L686	MIGDALIA 2 ADD	0.6664	LOT/PARCEL FRONT FOOTAGE
L687	CASA LAGO	0.9671	LOT/PARCEL FRONT FOOTAGE
L688	KRIZIA 5 ADD	0.7157	LOT/PARCEL FRONT FOOTAGE
L689	MARQUESSA SUBDIVISION	0.0500	LOT/PARCEL FRONT FOOTAGE
L692	CHANA ROSE ESTATES	1.4389	LOT/PARCEL FRONT FOOTAGE
L695	LILANDIA SUBDIVISION	1.7151	LOT/PARCEL FRONT FOOTAGE
L698	OAKS SOUTH	0.8674	LOT/PARCEL FRONT FOOTAGE
L699	COSTA BONITA	0.0500	LOT/PARCEL FRONT FOOTAGE
L700	LAGO MAR FIRST ADDITION	1.3302	LOT/PARCEL FRONT FOOTAGE
L701	LAROSE SUBDIVISION	1.0943	LOT/PARCEL FRONT FOOTAGE
L702	DOLPHIN VIEW	1.5574	LOT/PARCEL FRONT FOOTAGE
L703	BALANI SUB	1.0108	LOT/PARCEL FRONT FOOTAGE
L704	LA ESPADA	1.9986	LOT/PARCEL FRONT FOOTAGE
L705	GENSTAR	2.4126	LOT/PARCEL FRONT FOOTAGE
L706	BISMARCK HMS	2.0893	LOT/PARCEL FRONT FOOTAGE
L707	DORAL CONCOURSE	0.8270	LOT/PARCEL FRONT FOOTAGE
L708	S.A.B. SUBDIVISION	0.0500	LOT/PARCEL FRONT FOOTAGE
L709	TIFFANY/SUNSET	0.0500	LOT/PARCEL FRONT FOOTAGE
L710	A.V. SUBDIVISION	0.0500	LOT/PARCEL FRONT FOOTAGE
L711	KAYLA'S PLACE	1.1438	LOT/PARCEL FRONT FOOTAGE
L712	PARKVIEW TOWNHOMES PHASE ONE	0.0500	LOT/PARCEL FRONT FOOTAGE
L713	PARK LK 1-4	1.1323	LOT/PARCEL FRONT FOOTAGE
L714	MAKO SUB	1.0742	LOT/PARCEL FRONT FOOTAGE
L715	KAISER SUBDIVISION	0.9763	LOT/PARCEL FRONT FOOTAGE
L716	PRECIOUS HOMES/LAKES BAY	1.3150	LOT/PARCEL FRONT FOOTAGE
L717	DCP SUBDIVISION FIRST ADDITION	0.0000	LOT/PARCEL FRONT FOOTAGE

STREET LIGHTING SPECIAL TAXING DISTRICTS FISCAL YEAR 2013 - 2014			
RATES BASED ON FRONT FOOTAGE OF LOT/PARCEL			
DISTRICT NUMBER	DISTRICT NAME	RATE IN DOLLARS	MULTIPLIER
L718	T & F SUBDIVISION	1.2327	LOT/PARCEL FRONT FOOTAGE
L719	YASAMIN SUBDIVISION	0.0500	LOT/PARCEL FRONT FOOTAGE
L720	MARTA SUBDIVISION	1.5374	LOT/PARCEL FRONT FOOTAGE
L721	HIDDEN GROVE	1.0617	LOT/PARCEL FRONT FOOTAGE
L722	WEST LAKE ESTATES SUBDIVISION	0.7116	LOT/PARCEL FRONT FOOTAGE
L723	PONCE ESTATES SECTION TWO 2	1.0545	LOT/PARCEL FRONT FOOTAGE
L725	MYSTIC FOREST	2.6600	LOT/PARCEL FRONT FOOTAGE
L726	VALENCIA GRV EST	0.8626	LOT/PARCEL FRONT FOOTAGE
L729	MILLENIUM SUBDIVISION	1.2527	LOT/PARCEL FRONT FOOTAGE
L730	GEFEN EQUITY COMMERCIAL SUBDIVISION	0.0500	LOT/PARCEL FRONT FOOTAGE
L732	MIRACLE W	1.1859	LOT/PARCEL FRONT FOOTAGE
L733	SUNSET LAKES ESTATES FIRST AND SECOND ADDITIONS	0.0500	LOT/PARCEL FRONT FOOTAGE
L734	BRECKINRIDGE ESTATES	1.1192	LOT/PARCEL FRONT FOOTAGE
L735	PARK LKS MEADOW 4-5	1.2339	LOT/PARCEL FRONT FOOTAGE
L736	WATERSEGE	0.1094	LOT/PARCEL FRONT FOOTAGE
L739	G.C.CORP.L.A.D.	1.7136	LOT/PARCEL FRONT FOOTAGE
L740	PARK LAKES BY THE MEADOWS PHASE 6	1.0746	LOT/PARCEL FRONT FOOTAGE
L742	KENDALL HOME DEPOT	0.0500	LOT/PARCEL FRONT FOOTAGE
L743	ALADDIN SUBDIVISION	0.0500	LOT/PARCEL FRONT FOOTAGE
L744	KRIZIA SUBDIVISION FIRST ADDITION	0.0500	LOT/PARCEL FRONT FOOTAGE
L745	ESTATE HOMES	1.3104	LOT/PARCEL FRONT FOOTAGE
L746	GABRIELLA EST	1.8203	LOT/PARCEL FRONT FOOTAGE
L747	CENTURY PARK / VILLAS	0.3322	LOT/PARCEL FRONT FOOTAGE
L748	BIARRITZ SUBDIVISION PHASE TWO	1.1271	LOT/PARCEL FRONT FOOTAGE
L749	REDLANDS FOREST	1.2095	LOT/PARCEL FRONT FOOTAGE
L750	MILLER SOUTH	2.3539	LOT/PARCEL FRONT FOOTAGE
L751	SUNSET POINTE	2.3316	LOT/PARCEL FRONT FOOTAGE
L752	NITO ESTATES SUBDIVISION	1.3010	LOT/PARCEL FRONT FOOTAGE
L753	ERICA GARDENS	1.3265	LOT/PARCEL FRONT FOOTAGE
L754	CRESTVIEW LAKES FIRST AND SECOND ADDITIONS	1.7103	LOT/PARCEL FRONT FOOTAGE
L755	STEPHANIE'S SUBDIVISION	0.3687	LOT/PARCEL FRONT FOOTAGE
L756	CANEROS OAK	0.0500	LOT/PARCEL FRONT FOOTAGE
L757	MDPD NORTH DISTRICT STATION	2.2090	LOT/PARCEL FRONT FOOTAGE
L758	SHOMA AT COUNTRY CLUB OF MIAMI	4.9540	LOT/PARCEL FRONT FOOTAGE
L760	LAROC EST	0.8670	LOT/PARCEL FRONT FOOTAGE
L761	ROYALTON SUBDIVISION	1.1639	LOT/PARCEL FRONT FOOTAGE
L764	MILLER COVE FIRST ADDITION	0.9516	LOT/PARCEL FRONT FOOTAGE
L765	MARBELLA ESTATES	1.2844	LOT/PARCEL FRONT FOOTAGE
L766	SUNSET FARMS	1.5911	LOT/PARCEL FRONT FOOTAGE
L767	SILVIA SUBDIVISION	4.0490	LOT/PARCEL FRONT FOOTAGE
L769	OAK RIDGE FALLS SECOND ADDITION	0.0500	LOT/PARCEL FRONT FOOTAGE
L770	KENDALL HAMMOCKS SHOPPING CENTER	6.4710	LOT/PARCEL FRONT FOOTAGE
L771	NUNEZ HOMES	0.9915	LOT/PARCEL FRONT FOOTAGE
L772	RAM COMMERCIAL	0.0500	LOT/PARCEL FRONT FOOTAGE
L773	LAKES BY THE BAY SECTION FOURTEEN	1.5948	LOT/PARCEL FRONT FOOTAGE
L774	KENDALLAND	0.8337	LOT/PARCEL FRONT FOOTAGE
L776	MINDI SUB	1.3020	LOT/PARCEL FRONT FOOTAGE
L777	CHIU SUB	1.2277	LOT/PARCEL FRONT FOOTAGE
L778	CAPRI HOMES	0.0500	LOT/PARCEL FRONT FOOTAGE
L779	SELLA SUB	1.2651	LOT/PARCEL FRONT FOOTAGE
L780	NELSAY PLAZA	0.0500	LOT/PARCEL FRONT FOOTAGE
L783	ESPLANADAS DREAMS	2.3674	LOT/PARCEL FRONT FOOTAGE
L785	MILLER COVE	1.8111	LOT/PARCEL FRONT FOOTAGE
L786	EFM ESTATES SECTIONS 1-4	1.4359	LOT/PARCEL FRONT FOOTAGE
L787	EMERALD LKS ESTS	1.3028	LOT/PARCEL FRONT FOOTAGE
L788	KENDALL BREEZE	1.6021	LOT/PARCEL FRONT FOOTAGE

STREET LIGHTING SPECIAL TAXING DISTRICTS FISCAL YEAR 2013 - 2014			
RATES BASED ON FRONT FOOTAGE OF LOT/PARCEL			
DISTRICT NUMBER	DISTRICT NAME	RATE IN DOLLARS	MULTIPLIER
L790	TAMIAMI GEFEN INDUSTRIAL PARK	0.0500	LOT/PARCEL FRONT FOOTAGE
L791	A.B. AT TAMIAMI TRAIL	0.0500	LOT/PARCEL FRONT FOOTAGE
L793	LAKES OF TUSCANY PHASE 1	6.4360	LOT/PARCEL FRONT FOOTAGE
L794	OLD CUTLER APARTMENTS	2.4248	LOT/PARCEL FRONT FOOTAGE
L795	ALCO ESTATES AND ADDITIONS 1-5	0.0500	LOT/PARCEL FRONT FOOTAGE
L797	CHILDREN'S PLAZA	0.0500	LOT/PARCEL FRONT FOOTAGE
L800	ADRIAN BUILDERS AT TAMIAMI	0.0500	LOT/PARCEL FRONT FOOTAGE
L801	MILON VENTURE	1.3694	LOT/PARCEL FRONT FOOTAGE
L802	REDLAND ESTATES	1.0912	LOT/PARCEL FRONT FOOTAGE
L803	RENAISSANCE ESTATES	2.0878	LOT/PARCEL FRONT FOOTAGE
L804	KENDALAND CENTER	0.0500	LOT/PARCEL FRONT FOOTAGE
L805	LAUREN'S POND	0.2513	LOT/PARCEL FRONT FOOTAGE
L806	MIRANA IND PK	1.4038	LOT/PARCEL FRONT FOOTAGE
L807	ED-MAR EST	0.6311	LOT/PARCEL FRONT FOOTAGE
L808	GRAND LAKES	1.6981	LOT/PARCEL FRONT FOOTAGE
L809	PLAZA DEL PARAISO	1.4819	LOT/PARCEL FRONT FOOTAGE
L810	REDLAND'S COVE	1.1245	LOT/PARCEL FRONT FOOTAGE
L811	MELODY HOMES AND	1.2640	LOT/PARCEL FRONT FOOTAGE
L812	ASA SUB	3.4944	LOT/PARCEL FRONT FOOTAGE
L814	MILYA	1.2238	LOT/PARCEL FRONT FOOTAGE
L815	BMS-KENDALE LAKES	0.0500	LOT/PARCEL FRONT FOOTAGE
L816	SHOMA VILLAS AT COUNTRY CLUB OF MIAMI 1	0.0500	LOT/PARCEL FRONT FOOTAGE
L817	CEDAR WEST HOMES 3	1.7371	LOT/PARCEL FRONT FOOTAGE
L818	HETI SUBDIVISION	2.1662	LOT/PARCEL FRONT FOOTAGE
L819	VEGA CORAL WAY SUB	0.0500	LOT/PARCEL FRONT FOOTAGE
L820	EGRET LAKES HOMES	2.3100	LOT/PARCEL FRONT FOOTAGE
L821	ALTURAS BUENA VISTA	0.0500	LOT/PARCEL FRONT FOOTAGE
L822	CVS/CORAL WAY	0.0500	LOT/PARCEL FRONT FOOTAGE
L823	NILO SUB	0.0500	LOT/PARCEL FRONT FOOTAGE
L824	HAINLIN MILL ESTATES SECTION FOUR	0.5662	LOT/PARCEL FRONT FOOTAGE
L825	ALEXA SUBDIVISION	2.2890	LOT/PARCEL FRONT FOOTAGE
L826	NO LAKE PARK	2.8942	LOT/PARCEL FRONT FOOTAGE
L827	PRECIOUS EXECUTIVE HOMES	0.7781	LOT/PARCEL FRONT FOOTAGE
L828	ROSEWOOD HOMES	3.3255	LOT/PARCEL FRONT FOOTAGE
L829	MIRACLE WEST FIRST ADDITION	0.0500	LOT/PARCEL FRONT FOOTAGE
L830	CAMINO REAL ESTATES AND FIRST ADDITION	1.0453	LOT/PARCEL FRONT FOOTAGE
L831	EVE ESTATES	0.9894	LOT/PARCEL FRONT FOOTAGE
L832	WOODLANDS	0.7834	LOT/PARCEL FRONT FOOTAGE
L833	DORAL POINTE SHOPPING CENTER	1.3699	LOT/PARCEL FRONT FOOTAGE
L834	HERMILIO SUBDIVISION	0.0500	LOT/PARCEL FRONT FOOTAGE
L835	PARK CENTRE BUSINESS PARK	5.1650	LOT/PARCEL FRONT FOOTAGE
L836	CAULEY PALASAIDES	0.0500	LOT/PARCEL FRONT FOOTAGE
L837	MARDEL ESTATES	2.4131	LOT/PARCEL FRONT FOOTAGE
L839	NICOLLE SUBDIVISION	1.6038	LOT/PARCEL FRONT FOOTAGE
L840	HELENA HOMES	1.6571	LOT/PARCEL FRONT FOOTAGE
L841	DVH ESTATES	0.8592	LOT/PARCEL FRONT FOOTAGE
L842	CORAL WEST HMS	1.9903	LOT/PARCEL FRONT FOOTAGE
L844	OAK SOUTH ESTATES	0.9218	LOT/PARCEL FRONT FOOTAGE
L846	MOTHER OF CHRIST	1.2914	LOT/PARCEL FRONT FOOTAGE
L847	ALINA ESTS	1.0983	LOT/PARCEL FRONT FOOTAGE
L848	EMERALD ISLES	0.0500	LOT/PARCEL FRONT FOOTAGE
L849	LAKES BY THE BAY SOUTH COMMONS	1.3988	LOT/PARCEL FRONT FOOTAGE
L850	MILLERS LANDING	0.9053	LOT/PARCEL FRONT FOOTAGE
L851	COSTA LINDA CONDO	0.0500	LOT/PARCEL FRONT FOOTAGE
L852	KENDALL TOWN CENTER	0.0500	LOT/PARCEL FRONT FOOTAGE
L853	KOKI ESTATES FIRST ADDITION	0.0500	LOT/PARCEL FRONT FOOTAGE

STREET LIGHTING SPECIAL TAXING DISTRICTS FISCAL YEAR 2013 - 2014			
RATES BASED ON FRONT FOOTAGE OF LOT/PARCEL			
DISTRICT NUMBER	DISTRICT NAME	RATE IN DOLLARS	MULTIPLIER
L855	SPANISH GDNS VILLAS	0.8832	LOT/PARCEL FRONT FOOTAGE
L856	JESSLYN SUBDIVISION	1.5233	LOT/PARCEL FRONT FOOTAGE
L857	NORTH PALM ESTATES	0.4158	LOT/PARCEL FRONT FOOTAGE
L858	HAINLIN REEF NORTH	1.2805	LOT/PARCEL FRONT FOOTAGE
L860	SABINA SHOPPING CENTER	4.1300	LOT/PARCEL FRONT FOOTAGE
L861	NORTH LAKE COMMERCE	0.0500	LOT/PARCEL FRONT FOOTAGE
L862	GRANADA HOME ESTATES	0.6816	LOT/PARCEL FRONT FOOTAGE
L863	CASA LAGO 1 ADD	0.9383	LOT/PARCEL FRONT FOOTAGE
L864	TUSCANY PLACE	1.2560	LOT/PARCEL FRONT FOOTAGE
L865	WALMART/HIALEAH	7.3277	LOT/PARCEL FRONT FOOTAGE
L866	SALCINES SUBDIVISION	0.0500	LOT/PARCEL FRONT FOOTAGE
L867	ISABELLA ESTATES	0.0500	LOT/PARCEL FRONT FOOTAGE
L869	ESTATE HOMES THIRD ADDITION	0.0500	LOT/PARCEL FRONT FOOTAGE
L870	CUDIMAR/BLACK PT MARINA	1.5067	LOT/PARCEL FRONT FOOTAGE
L871	SAN VALENTIN	0.0500	LOT/PARCEL FRONT FOOTAGE
L873	V @ Q HOLDINGS SUB	1.3129	LOT/PARCEL FRONT FOOTAGE
L874	SHOMA HOMES AT OLD CUTLER POINT	1.3620	LOT/PARCEL FRONT FOOTAGE
L875	FLORENCIA ESTATES	2.2990	LOT/PARCEL FRONT FOOTAGE
L876	MILLER GROVE	0.0500	LOT/PARCEL FRONT FOOTAGE
L877	GEFEN/MAISEL	0.4001	LOT/PARCEL FRONT FOOTAGE
L879	TAMIAMI INDUSTRIAL PARK	0.0500	LOT/PARCEL FRONT FOOTAGE
L880	BISCAYNE DRIVE ESTATES	1.0443	LOT/PARCEL FRONT FOOTAGE
L881	TUSCAN LK VILLAS	0.0500	LOT/PARCEL FRONT FOOTAGE
L882	FLIGHTWAYS	2.1970	LOT/PARCEL FRONT FOOTAGE
L883	DEER CREEK ESTATES FIRST ADDITION	1.7553	LOT/PARCEL FRONT FOOTAGE
L885	SUSSYAN SUBDIVISION	0.8830	LOT/PARCEL FRONT FOOTAGE
L886	EDEN LAKES	1.0230	LOT/PARCEL FRONT FOOTAGE
L887	DANIELLE PATRICK SUBDIVISION	1.2092	LOT/PARCEL FRONT FOOTAGE
L888	MARTEX BUSINESS CENTER AND FIRST ADDITION	1.2370	LOT/PARCEL FRONT FOOTAGE
L891	COUNTRYSIDE AND FIRST ADDITION	0.1225	LOT/PARCEL FRONT FOOTAGE
L892	MELQUIADES SUBDIVISION	0.0500	LOT/PARCEL FRONT FOOTAGE
L893	KINGDOM DREAMS	0.0500	LOT/PARCEL FRONT FOOTAGE
L894	VILLAS/CAMPO SUB	1.7357	LOT/PARCEL FRONT FOOTAGE
L895	CENTURY ESTATES AND FIRST ADDITION	1.8525	LOT/PARCEL FRONT FOOTAGE
L897	SOUTH GATE	1.6117	LOT/PARCEL FRONT FOOTAGE
L898	SABRINA TWINHOMES SUB.	0.0500	LOT/PARCEL FRONT FOOTAGE
L899	COURTS AT TUSCANY PH TWO	0.0500	LOT/PARCEL FRONT FOOTAGE
L902	FAVA ESTATES	2.0920	LOT/PARCEL FRONT FOOTAGE
L903	CUTLER LAKE HOMES PHASE ONE	0.0500	LOT/PARCEL FRONT FOOTAGE
L904	LA COSTA AT OLD CUTLER SECTION ONE	1.3538	LOT/PARCEL FRONT FOOTAGE
L906	MICA SUB 2 ADD	0.0500	LOT/PARCEL FRONT FOOTAGE
L907	MIAMI FREE ZONE REPLAT NO.2	0.6950	LOT/PARCEL FRONT FOOTAGE
L908	MICA SUB @ 1 ADD	0.0500	LOT/PARCEL FRONT FOOTAGE
L909	PRECIOUS FOREST HOMES	1.0838	LOT/PARCEL FRONT FOOTAGE
L910	TAMIAMI MARKET	0.0500	LOT/PARCEL FRONT FOOTAGE
L912	NOVEMBER HEIGHTS	0.0500	LOT/PARCEL FRONT FOOTAGE
L913	KING'S HOMES	1.2097	LOT/PARCEL FRONT FOOTAGE
L915	ESTATE HOMES SECOND ADDITION	0.9933	LOT/PARCEL FRONT FOOTAGE
L916	DORAL N SEC 1@2	1.9616	LOT/PARCEL FRONT FOOTAGE
L918	MILLER LAKE	1.3796	LOT/PARCEL FRONT FOOTAGE
L919	ANACO ESTATES	0.0500	LOT/PARCEL FRONT FOOTAGE
L921	STEPHANIE SUBDIVISION FIRST ADDITION	0.7388	LOT/PARCEL FRONT FOOTAGE
L923	CHATEAUBLEAU MANSIONS	1.6282	LOT/PARCEL FRONT FOOTAGE
L924	SPRING WEST EST	0.0500	LOT/PARCEL FRONT FOOTAGE
L925	KEYSTONE	0.0500	LOT/PARCEL FRONT FOOTAGE
L926	DIVINE SAVIOUR	3.6000	LOT/PARCEL FRONT FOOTAGE

STREET LIGHTING SPECIAL TAXING DISTRICTS FISCAL YEAR 2013 - 2014			
RATES BASED ON FRONT FOOTAGE OF LOT/PARCEL			
DISTRICT NUMBER	DISTRICT NAME	RATE IN DOLLARS	MULTIPLIER
L927	AILEEN SUBDIVISION	0.0500	LOT/PARCEL FRONT FOOTAGE
L928	PELICAN BAY AT OLD CUTLER LAKES	0.0500	LOT/PARCEL FRONT FOOTAGE
L929	CEDAR WEST HMS 2	1.8764	LOT/PARCEL FRONT FOOTAGE
L931	MYSTIC FOREST 2	0.0500	LOT/PARCEL FRONT FOOTAGE
L932	BENT TREE BRIARCLIFF	0.0500	LOT/PARCEL FRONT FOOTAGE
L933	IBIS VILLAS @ DORAL	1.4195	LOT/PARCEL FRONT FOOTAGE
L934	FLAMINGO HOMES	1.3628	LOT/PARCEL FRONT FOOTAGE
L937	RIVERSIDE	0.0500	LOT/PARCEL FRONT FOOTAGE
L939	BLUEWATERS SUBDIVISION	1.7972	LOT/PARCEL FRONT FOOTAGE
L940	PETE'S PLACE	1.4446	LOT/PARCEL FRONT FOOTAGE
L943	ANACO ESTATES FIRST ADDITION	0.0500	LOT/PARCEL FRONT FOOTAGE
L944	SANTA BARBARA SUBDIVISION	2.4610	LOT/PARCEL FRONT FOOTAGE
L947	SOUTH POINTE COVE	0.0500	LOT/PARCEL FRONT FOOTAGE
L948	HOMESTAR LANDINGS	1.0067	LOT/PARCEL FRONT FOOTAGE
L951	PARK VIEW ESTATES	0.0500	LOT/PARCEL FRONT FOOTAGE
L954	KINGS ESTATES	1.8493	LOT/PARCEL FRONT FOOTAGE
L956	ETHEREAL SUBDIVISION	1.8676	LOT/PARCEL FRONT FOOTAGE
L957	KENDALLWOOD INDUSTRIAL PARK REPLAT	1.2000	LOT/PARCEL FRONT FOOTAGE
L958	COSMOPOLITAN ROADWAY	0.0500	LOT/PARCEL FRONT FOOTAGE
L959	PINE MANOR	2.2366	LOT/PARCEL FRONT FOOTAGE
L961	SARAH NICOLE	0.8708	LOT/PARCEL FRONT FOOTAGE
L962	SPICEWOOD SUBDIVISION	0.0500	LOT/PARCEL FRONT FOOTAGE
L963	MUSTANG RANCH	0.4853	LOT/PARCEL FRONT FOOTAGE
L965	KEYSTONE WEST	1.5420	LOT/PARCEL FRONT FOOTAGE
L966	LETI SUB	1.9352	LOT/PARCEL FRONT FOOTAGE
L967	CMGD SUBDIVISION	0.1580	LOT/PARCEL FRONT FOOTAGE
L968	BELÉN ESTATES	2.2050	LOT/PARCEL FRONT FOOTAGE
L970	SILVER PALM LAKE	0.9943	LOT/PARCEL FRONT FOOTAGE
L971	CENTURY GARDENS	1.1651	LOT/PARCEL FRONT FOOTAGE
L972	ISLANDS AT DORAL	0.7089	LOT/PARCEL FRONT FOOTAGE
L973	VIRGINIA ESTATES	1.5819	LOT/PARCEL FRONT FOOTAGE
L974	COSTA AZUL HOMES	0.0500	LOT/PARCEL FRONT FOOTAGE
L975	OAKLAND ESTATES	0.1941	LOT/PARCEL FRONT FOOTAGE
L978	LORANT ENTERPRISES AT TAMiami	1.3270	LOT/PARCEL FRONT FOOTAGE
L980	SILVER PALM PLANTATION	0.0500	LOT/PARCEL FRONT FOOTAGE
L981	HAILIN MILL PARK VIEW	1.3698	LOT/PARCEL FRONT FOOTAGE
L982	COLONNADE	2.5240	LOT/PARCEL FRONT FOOTAGE
L983	JC KERN ESTATES	1.8106	LOT/PARCEL FRONT FOOTAGE
L987	ELISE ESTATES	1.5508	LOT/PARCEL FRONT FOOTAGE
L988	SANTA MONICA EST	0.0500	LOT/PARCEL FRONT FOOTAGE
L992	SUNSET COVE	0.0500	LOT/PARCEL FRONT FOOTAGE
L995	HELENA HOMES FIRST ADDITION	0.0500	LOT/PARCEL FRONT FOOTAGE
L997	SUPERIOR SUBDIVISION	1.5430	LOT/PARCEL FRONT FOOTAGE
L998	SOTO MANSIONS	1.5297	LOT/PARCEL FRONT FOOTAGE
L1002	149 BIRD	2.0690	LOT/PARCEL FRONT FOOTAGE
L1003	CHRISTOPHER GARDENS	0.5414	LOT/PARCEL FRONT FOOTAGE
L1006	MOODY DRIVE ESTATES FIRST ADDITION	0.1575	LOT/PARCEL FRONT FOOTAGE
L1009	CHRISTYS ESTATES	1.2296	LOT/PARCEL FRONT FOOTAGE
L1014	SOUTH POINT	0.0500	LOT/PARCEL FRONT FOOTAGE
L1015	HILDAS ESTATES SUBDIVISION	1.1856	LOT/PARCEL FRONT FOOTAGE
L1018	SILVER PALM HOMES	1.8379	LOT/PARCEL FRONT FOOTAGE
L1021	BEACON LKS PHASE 1	0.0500	LOT/PARCEL FRONT FOOTAGE
L1023	ISLANDS AT DORAL NORTHWEST	0.4734	LOT/PARCEL FRONT FOOTAGE
L1024	OLD COUNTRY ROAD ESTATES	1.2905	LOT/PARCEL FRONT FOOTAGE
L1025	WEST DORAL LAKES	0.1459	LOT/PARCEL FRONT FOOTAGE
L1027	CHADUSTRY ESTATES	2.3078	LOT/PARCEL FRONT FOOTAGE

STREET LIGHTING SPECIAL TAXING DISTRICTS FISCAL YEAR 2013 - 2014			
RATES BASED ON FRONT FOOTAGE OF LOT/PARCEL			
DISTRICT NUMBER	DISTRICT NAME	RATE IN DOLLARS	MULTIPLIER
L1028	VISTA TRACE	0.0500	LOT/PARCEL FRONT FOOTAGE
L1030	JARGUTI SUBDIVISION	2.1608	LOT/PARCEL FRONT FOOTAGE
L1033	ISLANDS AT DORAL FIRST ADDITION	0.0500	LOT/PARCEL FRONT FOOTAGE
L1034	LETI SUB 1 ADD	0.0500	LOT/PARCEL FRONT FOOTAGE
L1035	GOULDS HAMMOCK ESTS	0.9230	LOT/PARCEL FRONT FOOTAGE
L1036	CENTURY PRESTIGE	1.0247	LOT/PARCEL FRONT FOOTAGE
L1038	OLIVIAS SUBDIVISION	0.0500	LOT/PARCEL FRONT FOOTAGE
L1039	BREEZE AT GALLOWAY	2.2322	LOT/PARCEL FRONT FOOTAGE
L1041	COURTS AT TUSCANY	1.6220	LOT/PARCEL FRONT FOOTAGE
L1042	GRANADA RANCH ESTATES	0.0500	LOT/PARCEL FRONT FOOTAGE
L1046	CENTURY BREEZE EAST	0.0500	LOT/PARCEL FRONT FOOTAGE
L1047	RIVENDELL	1.3634	LOT/PARCEL FRONT FOOTAGE
L1048	SHRADERS HAVEN	0.0500	LOT/PARCEL FRONT FOOTAGE
L1052	OAK LANE	1.9120	LOT/PARCEL FRONT FOOTAGE
L1053	ISLANDS AT DORAL TOWNHOME	1.1080	LOT/PARCEL FRONT FOOTAGE
L1054	CUTLER BREEZE	4.7098	LOT/PARCEL FRONT FOOTAGE
L1055	CHATEAU ROYAL ESTATES	1.1777	LOT/PARCEL FRONT FOOTAGE
L1056	CUTLER BAY PALMS	2.0276	LOT/PARCEL FRONT FOOTAGE
L1059	SUNSET LAKE TOWNHOMES	1.4240	LOT/PARCEL FRONT FOOTAGE
L1060	SABLE PALM ESTATES	1.0780	LOT/PARCEL FRONT FOOTAGE
L1061	PINEWOOD PARK EXTENSION	0.3151	LOT/PARCEL FRONT FOOTAGE
L1062	NARANJA GARDENS	1.6264	LOT/PARCEL FRONT FOOTAGE
L1063	VITRAN HMS AT MORNINGSIDE	1.2161	LOT/PARCEL FRONT FOOTAGE
L1064	NILO ESTATES	2.2565	LOT/PARCEL FRONT FOOTAGE
L1065	MATAH SUBDIVISION	0.0500	LOT/PARCEL FRONT FOOTAGE
L1066	DORAL ISLES NORTH SECTION THREE	0.0500	LOT/PARCEL FRONT FOOTAGE
L1067	MELGOR ESTATES	2.1234	LOT/PARCEL FRONT FOOTAGE
L1068	LEYVA SUBDIVISION	0.0500	LOT/PARCEL FRONT FOOTAGE
L1070	EUROSUITES AT DORAL	1.6840	LOT/PARCEL FRONT FOOTAGE
L1072	SILVER GROUP SUBDIVISION	0.0500	LOT/PARCEL FRONT FOOTAGE
L1074	WHISTLING PINES CREEK	1.2810	LOT/PARCEL FRONT FOOTAGE
L1076	ZAMORAS GROVE	0.0500	LOT/PARCEL FRONT FOOTAGE
L1077	CALIFORNIA CLUB ESTATES	1.2818	LOT/PARCEL FRONT FOOTAGE
L1078	HAMMOCK PLAZA	2.5890	LOT/PARCEL FRONT FOOTAGE
L1079	NAVA SUBDIVISION	2.0882	LOT/PARCEL FRONT FOOTAGE
L1080	SOUTH INDIAN SUBDIVISION	0.9311	LOT/PARCEL FRONT FOOTAGE
L1082	RIEUMONT ESTATES	1.6148	LOT/PARCEL FRONT FOOTAGE
L1083	JEANNIE FOREST	0.0500	LOT/PARCEL FRONT FOOTAGE
L1086	SILVER PALM EAST AND SILVER PALM WEST	1.3671	LOT/PARCEL FRONT FOOTAGE
L1090	VITRAN AT NARANJA ESTATES	1.2052	LOT/PARCEL FRONT FOOTAGE
L1091	BLACK CREEK HOMES	0.9426	LOT/PARCEL FRONT FOOTAGE
L1092	ABEL HOMES NARANJA VILLAS	2.6030	LOT/PARCEL FRONT FOOTAGE
L1093	MANDARIN LAKES & 1ST ADD.	0.0500	LOT/PARCEL FRONT FOOTAGE
L1094	OZAMBELA SUBDIVISION	0.0500	LOT/PARCEL FRONT FOOTAGE
L1097	REDLAND EAST 1ST ADDITION	0.0500	LOT/PARCEL FRONT FOOTAGE
L1098	ZAMORAS GROVE FIRST ADDITION	0.0500	LOT/PARCEL FRONT FOOTAGE
L1099	BISMARK ESTATES	0.0500	LOT/PARCEL FRONT FOOTAGE
L1105	BUDDY'S PARADISE	1.5634	LOT/PARCEL FRONT FOOTAGE
L1106	FARMLAND DEVELOPMENT	2.1700	LOT/PARCEL FRONT FOOTAGE
L1107	B.M.S. KENDALL	2.3977	LOT/PARCEL FRONT FOOTAGE
L1108	PETERSON	0.8873	LOT/PARCEL FRONT FOOTAGE
L1109	REDLANDS COLONIAL ESTATES	2.3421	LOT/PARCEL FRONT FOOTAGE
L1110	VANY SUBDIVISION	0.0500	LOT/PARCEL FRONT FOOTAGE
L1113	ALEXANDRIA ESTATES	1.0205	LOT/PARCEL FRONT FOOTAGE
L1121	ENCLAVE @ BLACKPT MARINA	0.0500	LOT/PARCEL FRONT FOOTAGE
L1122	MANSIONS AT SION	0.0500	LOT/PARCEL FRONT FOOTAGE

STREET LIGHTING SPECIAL TAXING DISTRICTS FISCAL YEAR 2013 - 2014			
RATES BASED ON FRONT FOOTAGE OF LOT/PARCEL			
DISTRICT NUMBER	DISTRICT NAME	RATE IN DOLLARS	MULTIPLIER
L1125	B.B.E. SUBDIVISION	0.4150	LOT/PARCEL FRONT FOOTAGE
L1126	MINGO'S GARDENS	2.8430	LOT/PARCEL FRONT FOOTAGE
L1129	TERRY ENTERPRISE	0.0500	LOT/PARCEL FRONT FOOTAGE
L1130	COURTS AT TUSCANY NORTH	1.3447	LOT/PARCEL FRONT FOOTAGE
L1131	SILVER PALMS PARK	4.0985	LOT/PARCEL FRONT FOOTAGE
L1132	EVERGREEN GARDEN ESTATES	0.0500	LOT/PARCEL FRONT FOOTAGE
L1133	ZUMMA SUBDIVISION	1.6940	LOT/PARCEL FRONT FOOTAGE
L1135	ISLA MARGARITA AT DORAL	0.0500	LOT/PARCEL FRONT FOOTAGE
L1136	SOUTH POINT FIRST ADDITION	0.0500	LOT/PARCEL FRONT FOOTAGE
L1138	BEACON AT DORAL	0.0500	LOT/PARCEL FRONT FOOTAGE
L1139	RIVENDELL EAST	1.5631	LOT/PARCEL FRONT FOOTAGE
L1141	PARKVIEW CONDOMINIUMS	2.1898	LOT/PARCEL FRONT FOOTAGE
L1146	ROYAL GATE CENTER	0.0500	LOT/PARCEL FRONT FOOTAGE
L1151	LAKE FRANCES SUBDIVISION	1.2560	LOT/PARCEL FRONT FOOTAGE
L1152	FOREST LAKE PARADISE	0.9553	LOT/PARCEL FRONT FOOTAGE
L1153	LETI SUBDIVISION THIRD ADDITION	1.5910	LOT/PARCEL FRONT FOOTAGE
L1155	A.S.A. SUBDIVISION 1ST ADDITION	0.0500	LOT/PARCEL FRONT FOOTAGE
L1156	CENTURY GARDENS VILLAGE	0.1548	LOT/PARCEL FRONT FOOTAGE
L1160	MIRASOL SUBDIVISION	1.4750	LOT/PARCEL FRONT FOOTAGE
L1169	BHM EAST CAMPUS EXPANSION	1.3885	LOT/PARCEL FRONT FOOTAGE
L1173	BAROQUE ESTATES	1.8570	LOT/PARCEL FRONT FOOTAGE
L1174	RIVIERA GRAND ESTATES SUBDIVISION	1.2572	LOT/PARCEL FRONT FOOTAGE
L1182	GARDEN COVE ESTATES	0.0500	LOT/PARCEL FRONT FOOTAGE
L1185	CASTELLANOS @ CORAL WAY NO. 2	2.0176	LOT/PARCEL FRONT FOOTAGE
L1197	LONDON SQUARE	2.9132	LOT/PARCEL FRONT FOOTAGE
L1199	TUSCANY VILLAS WEST	0.0500	LOT/PARCEL FRONT FOOTAGE
L1203	SION ESTATES	0.0500	LOT/PARCEL FRONT FOOTAGE
L1206	BDG KENDALL 162	0.0500	LOT/PARCEL FRONT FOOTAGE
L1207	DENIS SUBDIVISION	0.0500	LOT/PARCEL FRONT FOOTAGE
L1208	CENTURY GARDENS AT TAMiami	0.0500	LOT/PARCEL FRONT FOOTAGE
L1209	SHOPS AT 107	0.0500	LOT/PARCEL FRONT FOOTAGE
L1210	CEDAR WEST ESTATES	0.0500	LOT/PARCEL FRONT FOOTAGE
L1219	DOLPHMAC	3.9650	LOT/PARCEL FRONT FOOTAGE
L1222	RESERVE AT DORAL WEST	0.0500	LOT/PARCEL FRONT FOOTAGE
L1230	SUNSET SQUARE	0.0500	LOT/PARCEL FRONT FOOTAGE
L1246	SUNRISE COMMONS	0.0500	LOT/PARCEL FRONT FOOTAGE
L1259	TOWN & COUNTRY PROFESSIONAL CENTER	1.3080	LOT/PARCEL FRONT FOOTAGE
L1265	MAGNOLIA LANDING	0.0500	LOT/PARCEL FRONT FOOTAGE
L1267	MIRABELLA	0.0500	LOT/PARCEL FRONT FOOTAGE
L1270	UNITED STORAGE DORAL	1.8182	LOT/PARCEL FRONT FOOTAGE
L1271	VERANDA SUBDIVISION	2.4400	LOT/PARCEL FRONT FOOTAGE
L1276	RIVIERA PREPARATORY SCHOOL	0.0500	LOT/PARCEL FRONT FOOTAGE
L1278	JACKSON SOUTH COMMUNITY HOSPITAL	0.1104	LOT/PARCEL FRONT FOOTAGE
L1280	WOODSIDE OAKS	8.0050	LOT/PARCEL FRONT FOOTAGE
L1282	CASA MATIAS	4.3750	LOT/PARCEL FRONT FOOTAGE
L1285	RITA GARDEN - THE CENTER	1.4670	LOT/PARCEL FRONT FOOTAGE
L1290	DORAL PUBLIC WORKS FACILITY	3.1430	LOT/PARCEL FRONT FOOTAGE

LANDSCAPE MAINTENANCE SPECIAL TAXING DISTRICTS RATES BASED ON SQUARE FOOTAGE OF LOT/PARCEL FISCAL YEAR 2013-2014 LAKE MAINTENANCE SPECIAL TAXING DISTRICTS RATES ON UNIT BASIS PARCEL/LOT EQUALS ONE UNIT			
DISTRICT NUMBER	DISTRICT NAME	RATE IN DOLLARS	MULTIPLIER
M099	KENDALE LAKES	0.0103	SQUARE FOOTAGE LOT/PARCEL
M178	AIR PK INDUSTRIAL LMD	0.0140	SQUARE FOOTAGE LOT/PARCEL
M188	ROYAL HARBOR YACHT CLUB	0.0320	SQUARE FOOTAGE LOT/PARCEL
M198	SKY LK GOLF CLUB LSCP/MNT	0.0077	SQUARE FOOTAGE LOT/PARCEL
M199	DOLPHIN CTR MULTIPURPOSE	0.0306	SQUARE FOOTAGE LOT/PARCEL
M204	FREE ZN IND LSCP MNT IMP	0.0139	SQUARE FOOTAGE LOT/PARCEL
M205	WESTWIND LKS LSCP MAINT	0.0315	SQUARE FOOTAGE LOT/PARCEL
M206	MEDITERRANIA LSCP MAINT.	0.0113	SQUARE FOOTAGE LOT/PARCEL
M208	LIMEWOOD GROVE LSCP MAINT	0.0344	SQUARE FOOTAGE LOT/PARCEL
M212	EAST OAKMONT DR LSCP MAIN	0.0308	SQUARE FOOTAGE LOT/PARCEL
M215	FOREST VIEW LSCP MAIN IMP	0.0086	SQUARE FOOTAGE LOT/PARCEL
M217	LEDREW ESTS LSCP MAIN IMP	0.0352	SQUARE FOOTAGE LOT/PARCEL
M218	ALLISON ESTS LSCP MNT IMP	0.0219	SQUARE FOOTAGE LOT/PARCEL
M223	FOREST LKS. MULTIPURP.	0.0194	SQUARE FOOTAGE LOT/PARCEL
M229	W KENDAL BEST MULTI	0.0128	SQUARE FOOTAGE LOT/PARCEL
M232	SHOMA/TAM 2	0.0754	SQUARE FOOTAGE LOT/PARCEL
M234	ARISTOTLE MULTI	0.0033	SQUARE FOOTAGE LOT/PARCEL
M235	OLD CUTLER LNDSP	0.0599	SQUARE FOOTAGE LOT/PARCEL
M240	CORSICA LNDSP	0.0341	SQUARE FOOTAGE LOT/PARCEL
M241	DORAL PARK LNDSP	0.0121	SQUARE FOOTAGE LOT/PARCEL
M243	SINOS ESTATES	0.0680	SQUARE FOOTAGE LOT/PARCEL
M244	GARDEN HILLS MULTI	0.0397	SQUARE FOOTAGE LOT/PARCEL
M245	DORAL ISLES	0.0127	SQUARE FOOTAGE LOT/PARCEL
M246	WONDERLY	0.0505	SQUARE FOOTAGE LOT/PARCEL
M247	PK LK MULTI	0.0279	SQUARE FOOTAGE LOT/PARCEL
M248	INTERIAN	0.0538	SQUARE FOOTAGE LOT/PARCEL
M249	CORSICA PLACE LNSPE	0.0497	SQUARE FOOTAGE LOT/PARCEL
M251	GDN HILL W	0.0265	SQUARE FOOTAGE LOT/PARCEL
M252	ROYAL LND EST	0.0879	SQUARE FOOTAGE LOT/PARCEL
M253	ROYAL LND MULTI	0.0179	SQUARE FOOTAGE LOT/PARCEL
M254	SAN DEN SAN PED EST MULTI	0.0836	SQUARE FOOTAGE LOT/PARCEL
M257	PONCE EST. MULTI	0.0519	SQUARE FOOTAGE LOT/PARCEL
M258	SHOREWAY LDSCP.	0.0218	SQUARE FOOTAGE LOT/PARCEL
M259	VENETIAN LAKE MULTI	0.0508	SQUARE FOOTAGE LOT/PARCEL
M260	MARPI HMS	0.0794	SQUARE FOOTAGE LOT/PARCEL
M263	PK LK MEADOW 3	0.0125	SQUARE FOOTAGE LOT/PARCEL
M266	CASA LAGO	0.0203	SQUARE FOOTAGE LOT/PARCEL
M270	HIGH LKS LAKE MAINT	189.4705	PARCEL/LOT EQUALS ONE UNIT
M273	PONCE EST SEC 2	0.0689	SQUARE FOOTAGE LOT/PARCEL
M274	ALCO EST @ ADD 1-5	0.0235	SQUARE FOOTAGE LOT/PARCEL
M275	MOODY DR	0.0290	SQUARE FOOTAGE LOT/PARCEL
M276	WATERSEEDGE MULTI	0.1024	SQUARE FOOTAGE LOT/PARCEL
M277	PK LK/MEDOW 4	0.0661	SQUARE FOOTAGE LOT/PARCEL
M279	MANGUS SUB 1/2	0.0502	SQUARE FOOTAGE LOT/PARCEL
M285	ERICA GARDENS MULTI	0.0635	SQUARE FOOTAGE LOT/PARCEL
M287	PK LKS MEDW PH 6	0.0257	SQUARE FOOTAGE LOT/PARCEL
M292	VALENCIA GROVE EST	0.0195	SQUARE FOOTAGE LOT/PARCEL
M293	CRESTVIEW LKS 1-2 ADD MUL	0.0527	SQUARE FOOTAGE LOT/PARCEL
M295	MILLER COVE MULTIP	0.0229	SQUARE FOOTAGE LOT/PARCEL
M297	KENDALLAND MULTI	0.0468	SQUARE FOOTAGE LOT/PARCEL
M299	CAPRI HOMES	0.0638	SQUARE FOOTAGE LOT/PARCEL
M300	SELLA SUB	0.0375	SQUARE FOOTAGE LOT/PARCEL
M302	MILLER COVE	0.0603	SQUARE FOOTAGE LOT/PARCEL
M304	EMERALD LKS ESTS	0.0457	SQUARE FOOTAGE LOT/PARCEL
M307	CANDLEWOOD LAKE MAINT	324.9085	PARCEL/LOT EQUALS ONE UNIT
M309	MILON VENTURE	0.0208	SQUARE FOOTAGE LOT/PARCEL
M310	RENAISSANCE EST	0.0711	SQUARE FOOTAGE LOT/PARCEL
M311	LAURENS POND	0.0600	SQUARE FOOTAGE LOT/PARCEL
M312	GRAND LAKES	0.0528	SQUARE FOOTAGE LOT/PARCEL
M313	MELODY HOMES	0.0411	SQUARE FOOTAGE LOT/PARCEL



LANDSCAPE MAINTENANCE SPECIAL TAXING DISTRICTS RATES BASED ON SQUARE FOOTAGE OF LOT/PARCEL FISCAL YEAR 2013-2014			
LAKE MAINTENANCE SPECIAL TAXING DISTRICTS RATES ON UNIT BASIS PARCEL/LOT EQUALS ONE UNIT			
DISTRICT NUMBER	DISTRICT NAME	RATE IN DOLLARS	MULTIPLIER
M314	LAROC EST MULTI	0.0186	SQUARE FOOTAGE LOT/PARCEL
M317	PRECIOUS EXECUTIVE HOMES	0.0426	SQUARE FOOTAGE LOT/PARCEL
M318	WOODLANDS	0.0368	SQUARE FOOTAGE LOT/PARCEL
M321	HELENA HOMES	0.0229	SQUARE FOOTAGE LOT/PARCEL
M322	DVH ESTATES	0.0115	SQUARE FOOTAGE LOT/PARCEL
M323	OAK SOUTH ESTATES	0.0116	SQUARE FOOTAGE LOT/PARCEL
M329	CORAL WEST HOMES	0.1712	SQUARE FOOTAGE LOT/PARCEL
M330	NORTH PALM ESTATES	0.0149	SQUARE FOOTAGE LOT/PARCEL
M331	HAINLIN REEF NORTH	0.0227	SQUARE FOOTAGE LOT/PARCEL
M333	GENSTAR	0.0598	SQUARE FOOTAGE LOT/PARCEL
M334	CASA LAGO 1 ADD	0.0355	SQUARE FOOTAGE LOT/PARCEL
M339	FLORENCIA ESTS	0.0344	SQUARE FOOTAGE LOT/PARCEL
M340	BISCAYNE DR ESTS	0.0107	SQUARE FOOTAGE LOT/PARCEL
M343	EDEN LAKES	0.0496	SQUARE FOOTAGE LOT/PARCEL
M344	DANIELLE PATRICK	0.0250	SQUARE FOOTAGE LOT/PARCEL
M345	COUNTRYSIDE @ 1 ADD	0.0635	SQUARE FOOTAGE LOT/PARCEL
M346	KINGDOM DREAMS	0.0696	SQUARE FOOTAGE LOT/PARCEL
M348	CENTURY EST/FIRST ADD	0.0878	SQUARE FOOTAGE LOT/PARCEL
M350	FAVA ESTS	0.0367	SQUARE FOOTAGE LOT/PARCEL
M353	PRECIOUS FOREST HOMES	0.0295	SQUARE FOOTAGE LOT/PARCEL
M355	BALANI SUB	0.0335	SQUARE FOOTAGE LOT/PARCEL
M358	MILLER LAKES	0.0812	SQUARE FOOTAGE LOT/PARCEL
M359	CVS 167	0.0929	SQUARE FOOTAGE LOT/PARCEL
M361	BONITA GOLF VIEW 2	0.0284	SQUARE FOOTAGE LOT/PARCEL
M362	KEYSTONE	0.0178	SQUARE FOOTAGE LOT/PARCEL
M363	AILEEN SUB	0.0000	SQUARE FOOTAGE LOT/PARCEL
M365	CEDAR WEST HMS 2	0.1191	SQUARE FOOTAGE LOT/PARCEL
M376	JORDANS LANDING	0.0380	SQUARE FOOTAGE LOT/PARCEL
M377	FLAMINGO HOMES	0.0263	SQUARE FOOTAGE LOT/PARCEL
M381	PETES PLACE	0.0167	SQUARE FOOTAGE LOT/PARCEL
M382	SANTA BARBARA	0.0363	SQUARE FOOTAGE LOT/PARCEL
M385	HOMESTAR LANDINGS	0.0589	SQUARE FOOTAGE LOT/PARCEL
M386	KINGS ESTS	0.0938	SQUARE FOOTAGE LOT/PARCEL
M387	COSMOPOLITAN ROADWAY	0.0051	SQUARE FOOTAGE LOT/PARCEL
M399	CEDAR WEST HMS MULTI	0.0443	SQUARE FOOTAGE LOT/PARCEL
M400	SARAH NICOLE ESTS	0.0490	SQUARE FOOTAGE LOT/PARCEL
M406	OAKLAND ESTATES	0.0272	SQUARE FOOTAGE LOT/PARCEL
M408	S KENDALL EST MULTI	0.0059	SQUARE FOOTAGE LOT/PARCEL
M409	CAMINO RL EST.& 1ST ADD.M	0.0245	SQUARE FOOTAGE LOT/PARCEL
M412	JC KERN ESTATES	0.0766	SQUARE FOOTAGE LOT/PARCEL
M414	SUNSET COVE	0.0560	SQUARE FOOTAGE LOT/PARCEL
M416	SUPERIOR SUBDIVISION	0.0873	SQUARE FOOTAGE LOT/PARCEL
M418	RENAISSANCE RANCHES	0.0076	SQUARE FOOTAGE LOT/PARCEL
M419	MOODY DR EST 1	0.0361	SQUARE FOOTAGE LOT/PARCEL
M421	CHRISTOPHER GARDENS MULTI	0.0214	SQUARE FOOTAGE LOT/PARCEL
M435	JARGUTI SUB	0.0448	SQUARE FOOTAGE LOT/PARCEL
M439	OLIVIAS SUBDIVISION	0.0212	SQUARE FOOTAGE LOT/PARCEL
M442	CHADUSTRY ESTS	0.0264	SQUARE FOOTAGE LOT/PARCEL
M443	GRANADA RANCH ESTATES	0.0000	SQUARE FOOTAGE LOT/PARCEL
M444	ZAMORA ESTATES	0.0000	SQUARE FOOTAGE LOT/PARCEL
M452	DEER CREEK ESTS & 1ST ADD	0.0308	SQUARE FOOTAGE LOT/PARCEL
M453	HILDAS ESTATES	0.0079	SQUARE FOOTAGE LOT/PARCEL
M454	CUTLER BREEZE	0.0000	SQUARE FOOTAGE LOT/PARCEL
M455	CHATEAU ROYAL ESTATES	0.0360	SQUARE FOOTAGE LOT/PARCEL
M456	CUTLER BAY PALMS	0.0321	SQUARE FOOTAGE LOT/PARCEL
M459	SABLE PALM ESTATES	0.0677	SQUARE FOOTAGE LOT/PARCEL
M460	NARANJA GARDENS	0.0224	SQUARE FOOTAGE LOT/PARCEL
M468	GOULD HAMMOCK ESTATES	0.0400	SQUARE FOOTAGE LOT/PARCEL
M469	VITRAN HMS AT MORNINGSIDE	0.0000	SQUARE FOOTAGE LOT/PARCEL
M476	ZAMORAS GROVE	0.0412	SQUARE FOOTAGE LOT/PARCEL

<b>LANDSCAPE MAINTENANCE SPECIAL TAXING DISTRICTS</b> <b>RATES BASED ON SQUARE FOOTAGE OF LOT/PARCEL</b> <b>FISCAL YEAR 2013-2014</b> <b>LAKE MAINTENANCE SPECIAL TAXING DISTRICTS</b> <b>RATES ON UNIT BASIS PARCEL/LOT EQUALS ONE UNIT</b>			
DISTRICT NUMBER	DISTRICT NAME	RATE IN DOLLARS	MULTIPLIER
M478	RIEUMONT ESTATES	0.0209	SQUARE FOOTAGE LOT/PARCEL
M486	ALEXANDRIA ESTATES	0.0303	SQUARE FOOTAGE LOT/PARCEL
M500	EVERGREEN GARDEN ESTATES	0.0269	SQUARE FOOTAGE LOT/PARCEL

<b>ROAD MAINTENANCE SPECIAL TAXING DISTRICT FISCAL YEAR 2013-2014 RATE ON UNIT BASIS</b>			
<b>DISTRICT NUMBER</b>	<b>DISTRICT NAME</b>	<b>RATE IN DOLLARS</b>	<b>MULTIPLIER</b>
M-467	LES CHALETS II	74.18	RATE ON UNIT BASIS

SECURITY GUARD SPECIAL TAXING DISTRICTS FISCAL YEAR 2013-2014			
RATES ON UNIT BASIS PARCEL/LOT EQUALS ONE UNIT			
DISTRICT NUMBER	DISTRICT NAME	RATE IN DOLLARS	MULTIPLIER
G143	PALM & HIBISCUS ISLANDS	1,625.09	PARCEL/LOT EQUALS ONE UNIT
G152	STAR ISLAND	5,581.54	PARCEL/LOT EQUALS ONE UNIT
G157	MIAMI LAKES LOCH LOMAND	2,241.61	PARCEL/LOT EQUALS ONE UNIT
G187	HAMMOCK OAKS HARBOR	2,092.04	PARCEL/LOT EQUALS ONE UNIT
G189	BELLE MEADE ISL	4,201.62	PARCEL/LOT EQUALS ONE UNIT
G191	NO DADE CTY CLUB/ANDOVER	380.91	PARCEL/LOT EQUALS ONE UNIT
G193	KEYSTONE PT	730.27	PARCEL/LOT EQUALS ONE UNIT
G194	HIGHLAND GRDNS	1,343.90	PARCEL/LOT EQUALS ONE UNIT
G195	BELLE MEADE	636.70	PARCEL/LOT EQUALS ONE UNIT
G197	SANS SOUCI	1,416.02	PARCEL/LOT EQUALS ONE UNIT
G198	ALLISON ISL	4,525.35	PARCEL/LOT EQUALS ONE UNIT
G199	BISCAYNE BCH	2,214.77	PARCEL/LOT EQUALS ONE UNIT
G201	BISCAYNE POINT	669.27	PARCEL/LOT EQUALS ONE UNIT
G203	COVENTRY	6,372.53	PARCEL/LOT EQUALS ONE UNIT
G204	OLD CUTLER BAY	3,467.51	PARCEL/LOT EQUALS ONE UNIT
G205	NORTH BAY IS	1,478.75	PARCEL/LOT EQUALS ONE UNIT
G208	DEVONWOOD	2,277.04	PARCEL/LOT EQUALS ONE UNIT
G209	PINE BAY EST SEC.	2,096.98	PARCEL/LOT EQUALS ONE UNIT
G210	EASTERN SHORES FIRST ADD.	1,205.75	PARCEL/LOT EQUALS ONE UNIT
G216	MIAMI LAKES SECTION ONE	272.66	PARCEL/LOT EQUALS ONE UNIT
G217	OAK FOREST STANARY	2,824.67	PARCEL/LOT EQUALS ONE UNIT
G218	OAK FOREST ROV PAT	1,318.53	PARCEL/LOT EQUALS ONE UNIT
G220	HIGHLAND LAKES	416.86	PARCEL/LOT EQUALS ONE UNIT
G221	ENCHANTED LAKE	2,162.70	PARCEL/LOT EQUALS ONE UNIT
G222	HAMMOCK LKE BANY	1,358.23	PARCEL/LOT EQUALS ONE UNIT
G223	GABLES BY SEA	806.65	PARCEL/LOT EQUALS ONE UNIT
G226	ROYAL OAKS SEC I	651.78	PARCEL/LOT EQUALS ONE UNIT
G227	EASTERN SHORES	161.82	PARCEL/LOT EQUALS ONE UNIT
G228	SNAPPER CREEK LAKES	1,886.22	PARCEL/LOT EQUALS ONE UNIT
G229	COCOPLUM PHASE I	1,795.51	PARCEL/LOT EQUALS ONE UNIT
G231	SUNRISE	2,120.76	PARCEL/LOT EQUALS ONE UNIT
G232	FOUR WAY LODGE EST.	4,587.84	PARCEL/LOT EQUALS ONE UNIT
G234	BAY HEIGHTS	1,523.05	PARCEL/LOT EQUALS ONE UNIT
G235	KINGS BAY	1,463.06	PARCEL/LOT EQUALS ONE UNIT
G236	BRICKELLS FLAGLER	5,359.86	PARCEL/LOT EQUALS ONE UNIT
G237	MORNINGSIDE	599.47	PARCEL/LOT EQUALS ONE UNIT
G240	DAVIS-PONCE ROV. PTRL.	1,530.02	PARCEL/LOT EQUALS ONE UNIT
G241	ENTRADA	5,849.08	PARCEL/LOT EQUALS ONE UNIT
G242	FAIRHAVEN ROV PAT	1,839.58	PARCEL/LOT EQUALS ONE UNIT
G248	NATOMA MANORS ROV PTRL	239.03	PARCEL/LOT EQUALS ONE UNIT
G249	ROYAL OAKS EAST	709.48	PARCEL/LOT EQUALS ONE UNIT
G253	HAMMOCK LAKES	1,542.92	PARCEL/LOT EQUALS ONE UNIT
G256	LAKES BY THE BAY SO. COMM	149.46	PARCEL/LOT EQUALS ONE UNIT
G258	SABAL PALM ROVING PATROL	446.45	PARCEL/LOT EQUALS ONE UNIT



**COUNTYWIDE EMERGENCY CONTINGENCY RESERVE FUND  
(Fund GF 010, Subfund 020)**

<b>Revenues:</b>	<b>2013-14</b>
Carryover	<u>\$52,392,000</u>

<b>Expenditures:</b>	
Countywide Emergency Contingency Reserve*	<u>\$52,392,000</u>

\*Note: \$640,075 of this reserve has been designated for the purchase of hurricane shelter supplies, and other emergency preparedness in the event a disaster is declared.

**MIAMI-DADE FIRE RESCUE  
Fire Rescue District  
(Fund SF 011, Subfund 111)**

<b>Revenues:</b>		<b>2013-14</b>
Property Taxes (Tax Roll: \$114,370,582,277)	\$281,506,000-	<b>\$266,154,000</b>
Carryover		1,289,000
Ground Transport Fees		22,500,000
Plans Review and Permit Fees		4,730,000
Inspection Fees		6,380,000
Other Fire Prevention Fees		2,090,000
Special Services Revenue		1,700,000
Reimbursement from Miami-Dade Aviation Department		1,228,000
Reimbursement from Miami-Dade Port of Miami Department		2,700,000
Reimbursement from Miami-Dade Water and Sewer Department		1,000,000
Interest		20,000
Rental Office Space		100,000
Miscellaneous		<u>367,000</u>
Total	<del>\$325,610,000-</del>	<b><u>\$310,258,000</u></b>

<b>Expenditures:</b>		
Fire Protection and Emergency Medical Rescue Operations	\$314,145,900-	<b>\$298,793,900</b>
Administrative Reimbursement		8,867,100
Transfer to Debt Service (Fund 213, Projects 213625, 214103, and 298502)		1,933,000
Transfer to Anti-Venom Program (Fund 011, Subfund 118)		341,000
Reserves		<u>323,000</u>
Total	<del>\$325,610,000-</del>	<b><u>\$310,258,000</u></b>

**Air Rescue  
(Fund SF 011, Subfund 112)**

<b>Revenues:</b>		<b>2013-14</b>
Carryover		\$47,000
Transfer from Countywide General Fund		<u>10,444,000</u>
Total		<b><u>\$10,491,000</u></b>

<b>Expenditures:</b>		
Operating Expenditures		<u>\$10,491,000</u>

**Developer Donations  
(Fund SF 011, Subfund 114)**

<b>Revenues:</b>		<b>2013-14</b>
Carryover		\$1,000
Interest Earnings		<u>1,000</u>
Total		<b><u>\$2,000</u></b>

<b>Expenditures:</b>		
Construction and Future Year Expenditures		<u>\$2,000</u>

**Hazardous Materials Trust Fund  
(Fund SF 011, Subfund 116)**

<b>Revenues:</b>		<b>2013-14</b>
Carryover		\$1,030,000
Interest Earnings		<u>2,000</u>
Total		<b><u>\$1,032,000</u></b>

<b>Expenditures:</b>		
Trust Fund Activities and Reserves		<u>\$1,032,000</u>

**Anti-Venom Program  
(Fund SF 011, Subfund 118)**

<u>Revenues:</u>	<u>2013-14</u>
Transfer from Fire Rescue District (Fund 011, Subfund 111)	\$341,000
Miscellaneous Fees	<u>300,000</u>
Total	<u>\$641,000</u>

<u>Expenditures:</u>	
Anti-Venom Program Expenditures	<u>\$641,000</u>

**Lifeguarding, Ocean Rescue Services, Communications, and Fire Boat  
(Fund SF 011, Subfund 118)**

<u>Revenues:</u>	<u>2013-14</u>
Carryover	\$227,000
Transfer from Countywide General Fund	<u>14,677,000</u>
Total	<u>\$14,904,000</u>

<u>Expenditures:</u>	
Communications Expenditures	\$10,695,000
Lifeguarding and Ocean Rescue Expenditures	<u>4,209,000</u>
Total	<u>\$14,904,000</u>

**Miami-Dade Aviation Fire Rescue Services  
(Fund SF 011, Subfund 121)**

<u>Revenues:</u>	<u>2013-14</u>
Transfer from Miami International Airport	<u>\$20,630,000</u>

<u>Expenditures:</u>	
Miami-Dade Aviation Fire Rescue Services	<u>\$20,630,000</u>

**MIAMI-DADE FIRE RESCUE  
Emergency Management  
(Fund SF 011, Subfund 122)**

<u>Revenues:</u>	<u>2013-14</u>
Transfer from Countywide General Fund	\$1,425,000
Emergency Plan Review Fees	<u>102,000</u>
Total	<u>\$1,527,000</u>

<u>Expenditures:</u>	
Operating Expenditures	<u>\$1,527,000</u>

**INTERNAL SERVICES  
Vehicle Replacement Trust Fund  
(Fund GF 030, Subfund 001)**

<u>Revenues:</u>	<u>2013-14</u>
Carryover	\$19,548,000
Vehicle Charges	6,580,000
Interest Income	<u>22,000</u>
Total	<u>\$26,150,000</u>

<u>Expenditures:</u>	
Operating Expenditures	\$1,110,000
Replacement Vehicle Purchases	12,560,000
Police Vehicle Purchases	4,500,000
Reserve for Future Vehicle Replacements	<u>7,980,000</u>
Total	<u>\$26,150,000</u>

**INTERNAL SERVICES  
Parking and Retail Operations  
(Fund 030, Subfunds 002 and 003)**

<u>Revenues:</u>	<u>2013-14</u>
Parking Revenue	\$3,327,000
Carryover	3,657,000
Retail Revenue	<u>309,000</u>
Total	<u>\$7,293,000</u>
<u>Expenditures:</u>	
Parking Operations Cost	\$4,048,000
Intradepartmental Transfer to Administration (Fund 050, Subfund 001)	104,000
Intradepartmental Transfer to Real Estate Management Section (Fund 050, Subfund 017)	108,000
Transfer to Debt Service (Fund 213: Projects 213823, 213830)	924,000
Retail Operations Costs	156,000
Retail Reserves	223,000
Parking Reserves	<u>1,730,000</u>
Total	<u>\$7,293,000</u>

**INTERNAL SERVICES  
Fleet Capital Projects  
(Fund 030, Subfunds 004 and 005)**

<u>Revenues:</u>	<u>2013-14</u>
Carryover	\$4,482,000
Environmental Resources Management Environmental Surcharge	1,752,000
Labor Surcharge for Capital Projects	<u>500,000</u>
Total	<u>\$6,734,000</u>
<u>Expenditures:</u>	
Operating Expenditures	\$1,825,000
Fleet Facility Construction Projects	3,389,000
Fleet Capital Projects Reserves	<u>1,520,000</u>
Total	<u>\$6,734,000</u>

**REGULATORY AND ECONOMIC RESOURCES  
Sustainability Operations  
(Fund GF 030, Subfund 007)**

<u>Revenues:</u>	<u>2013-14</u>
Interagency Transfers - Environmental Resources Management Division	<u>\$682,000</u>
<u>Expenditures:</u>	
Operating Expenditures	<u>\$682,000</u>

**MIAMI-DADE POLICE DEPARTMENT  
Miami-Dade County Diversion Program  
(Fund GF 030, Subfund 018)**

<u>Revenues:</u>	<u>2013-14</u>
Carryover	\$250,000
Miami-Dade County Diversion Program Fees	<u>251,000</u>
Total	<u>\$501,000</u>
<u>Expenditures:</u>	
Diversion Program	\$212,000
Reserves for Future Expenditures	<u>289,000</u>
Total	<u>\$501,000</u>

**MIAMI-DADE ECONOMIC ADVOCACY TRUST  
Economic Development Program  
(Fund GF 030, Subfund 020)**

<u>Revenues:</u>	<u>2013-14</u>
Transfer from Countywide General Fund	\$567,000
Transfer from Teen Court Program	185,000
Transfer from Affordable Housing Program	<u>200,000</u>
Total	<u>\$952,000</u>
<u>Expenditures:</u>	
Office of the Executive Director and Administration	\$710,000
Economic Development Activities	<u>242,000</u>
Total	<u>\$952,000</u>



**MIAMI-DADE POLICE DEPARTMENT (MDPD)**  
**Municipal Police Services Account**  
**(Fund GF 030, Subfund 021)**

<u>Revenues:</u>	<u>2013-14</u>
City of Doral Optional Service Payment	<u>\$194,000</u>
<u>Expenditures:</u>	
MDPD Optional Service Expenditures for the City of Doral	<u>\$194,000</u>

**ANIMAL SERVICES DEPARTMENT**  
**Animal Care and Control**  
**(Fund GF 030, Subfund 022, Project 022111 )**

<u>Revenues:</u>		<u>2013-14</u>
Transfer from Countywide General Fund	<del>\$49,845,000</del>	<u>\$4,727,000</u>
Animal License Fees from Licensing Stations		4,910,000
Animal License Fees from Shelter		1,610,000
Code Violation Fines		2,116,000
Animal Shelter Fees		806,000
Miscellaneous Revenues		140,000
Surcharge Revenues		140,000
Carryover		<u>568,000</u>
 Total	 <u>\$30,405,000</u>	 <u>\$15,017,000</u>
<u>Expenditures:</u>		
Operating Expenditures		<u>\$15,017,000</u>

**MIAMI-DADE POLICE DEPARTMENT (MDPD)**  
**911 Emergency Fee**  
**(Fund GF 030, Subfunds 025 and 035)**

<u>Revenues:</u>		<u>2013-14</u>
Carryover		\$7,004,000
911 Landline Emergency Fee		5,147,000
911 Wireless Fee		8,387,000
Interest		<u>14,000</u>
 Total		 <u>\$20,552,000</u>
<u>Expenditures:</u>		
Miami-Dade Police Department Expenditures		\$8,459,000
Information Technology Department Services		1,140,000
Disbursements to Municipalities		3,949,000
Reserve for Future Capital Equipment Acquisition		<u>7,004,000</u>
 Total		 <u>\$20,552,000</u>

**MIAMI-DADE POLICE DEPARTMENT (MDPD)**  
**Municipal Police Services Account**  
**(Fund GF 030, Subfund 026)**

<u>Revenues:</u>		<u>2013-14</u>
Town of Miami Lakes Local Police Patrol Services Contractual Payment		\$6,617,000
Town of Miami Lakes Optional Service Payment		<u>96,000</u>
 Total		 <u>\$6,713,000</u>
<u>Expenditures:</u>		
MDPD Local Police Patrol Expenditures for Town of Miami Lakes		\$6,617,000
MDPD Optional Service Expenditures for Town of Miami Lakes		<u>96,000</u>
 Total		 <u>\$6,713,000</u>

**MIAMI-DADE POLICE DEPARTMENT (MDPD)**  
**Municipal Police Services Account**  
**(Fund GF 030, Subfund 027)**

<u>Revenues:</u>		<u>2013-14</u>
Village of Palmetto Bay Local Police Patrol Services Contractual Payment		\$6,494,000
Village of Palmetto Bay Optional Service Payment		<u>77,000</u>
 Total		 <u>\$6,571,000</u>
<u>Expenditures:</u>		
MDPD Local Police Patrol Expenditures for Village of Palmetto Bay		\$6,494,000
MDPD Optional Service Expenditures for Village of Palmetto Bay		<u>77,000</u>
 Total		 <u>\$6,571,000</u>

**FINANCE**  
**(Fund GF 030, Subfund 031)**

<u>Revenues:</u>	<u>2013-14</u>
Carryover	\$1,422,000
Bond Administration Fees and Charges	820,000
Tax Collector Ad Valorem Fees	12,750,000
Tax Collector Auto Tag Fees	11,834,000
Tourist Tax Collection Fees	3,191,000
Other Revenues	1,231,000
Local Business Tax Receipt Fees	3,157,000
Federal Revenues	615,000
Transfer from Fund 050 to Tax Collector	<u>421,000</u>
<b>Total</b>	<b><u>\$35,441,000</u></b>

<u>Expenditures:</u>	
Bond Administration Expenditures	\$2,248,000
Tax Collector Expenditures	19,505,000
Director and Controller Expenditures	8,599,000
Transfer to FAMIS/ADPICS (Fund 050, Project 053006 and 056113)	702,000
Transfer to Capital Outlay Reserve (Fund 310, Subfund 313)	<u>4,387,000</u>
<b>Total</b>	<b><u>\$35,441,000</u></b>

**REGULATORY AND ECONOMIC RESOURCES**  
**Consumer Protection Operations**  
**(Fund GF 030, Subfund 032)**

<u>Revenues:</u>	<u>2013-14</u>
Transfer from Countywide General Fund	\$526,000
Carryover	6,441,000
Code Fines and Lien Collections	675,000
Fees and Charges	7,026,000
Local Business Tax Receipt	471,000
Other Revenues	192,000
Interagency Transfers	<u>552,000</u>
<b>Total</b>	<b><u>\$15,883,000</u></b>

<u>Expenditures:</u>	
Operating Expenditures	\$9,734,000
Administrative Reimbursement	321,000
Operating Reserve	<u>5,828,000</u>
<b>Total</b>	<b><u>\$15,883,000</u></b>

**CULTURAL PROGRAMS**  
**Museum Operating Grants**  
**(Fund GF 030, Subfund 033)**

<u>Revenues:</u>	<u>2013-14</u>
Transfer from Convention Development Tax (Fund 160, Subfund 162)	<u>\$7,500,000</u>

<u>Expenditures:</u>	
Miami Art Museum (MAM) Operating Grant	\$2,452,000
Miami Science Museum Operating Grant	2,500,000
HistoryMiami Operating Grant	2,169,000
Payment of County Rent to Internal Services Department (MAM)	48,000
Payment of County Rent to Internal Services Department (HistoryMiami)	<u>331,000</u>
<b>Total</b>	<b><u>\$7,500,000</u></b>

**CLERK OF COURTS**  
**Non-Court Related Clerk Fees**  
**(Fund GF 030, Subfund 036)**

<u>Revenues:</u>	<u>2013-14</u>
Transfer from Countywide General Fund	\$1,584,000
Value Adjustment Board	488,000
Code Enforcement Revenue	1,426,000
Marriage License Fees	1,122,000
County Recorder	8,700,000
Clerk of the Board (Transfer from Lobbyist Trust Fund)	300,000
Miscellaneous Revenues	487,000
Intradepartmental Transfers	<u>4,184,000</u>
<b>Total</b>	<b><u>\$18,291,000</u></b>

<u>Expenditures:</u>	
Non-Court Operations	<u>\$18,291,000</u>

**PUBLIC WORKS AND WASTE MANAGEMENT**  
**Special Operations**  
**(Fund GF 030, Subfund 037, Various Projects)**

<u>Revenues:</u>	<u>2013-14</u>
Carryover	\$3,973,000
Construction/Plat Fees	597,000
Transfer from Special Taxing	<u>2,532,000</u>
<b>Total</b>	<b><u>\$7,102,000</u></b>
<u>Expenditures:</u>	
Construction and Subdivision Control	\$1,590,000
Special Taxing Districts Administration	2,880,000
Operating Reserve	<u>2,632,000</u>
<b>Total</b>	<b><u>\$7,102,000</u></b>

**REGULATORY AND ECONOMIC RESOURCES**  
**Operations**  
**(Fund GF 030, Subfund 039)**

<u>Revenues:</u>	<u>2013-14</u>
Carryover	\$16,774,000
Transfer from Environmentally Endangered Lands (Fund 080, Subfunds 081 and 082)	700,000
Operating Permit Fees	7,339,000
Other Revenues	705,000
Plan review Fees	7,220,000
Utility Service Fees	24,175,000
Tag Fees	1,600,000
Transfer from Miami-Dade Aviation Department	<u>585,000</u>
<b>Total</b>	<b><u>\$59,098,000</u></b>
<u>Expenditures:</u>	
Operating Expenditures	\$43,319,000
Administrative Reimbursement	1,430,000
Operating Reserve	<u>14,349,000</u>
<b>Total</b>	<b><u>\$59,098,000</u></b>

**OFFICE OF MANAGEMENT AND BUDGET**  
**Mom and Pop Small Business Grants Program**  
**(Fund GF 030, Subfund 041)**

<u>Revenues:</u>	<u>2013-14</u>
Transfer from Countywide General Fund	\$762,000
Transfer from UMSA General Fund	<u>282,000</u>
<b>Total</b>	<b><u>\$1,044,000</u></b>
<u>Expenditures:</u>	
Board of County Commissioners Mom and Pop Expenditures (13 Commission Districts)	<u>\$1,044,000</u>

**ADMINISTRATIVE OFFICE OF THE COURTS (AOC)**  
**(Fund GF 030, Subfund 042)**

<u>Revenues:</u>	<u>2013-14</u>
Transfer from Countywide General Fund	\$11,263,000
Criminal Court Costs (25% of \$65 surcharge)	370,000
Criminal Court Costs (\$85 surcharge)	1,995,000
Criminal and Civil Court Costs (\$15 surcharge)	<u>6,364,000</u>
<b>Total</b>	<b><u>\$19,992,000</u></b>
<u>Expenditures:</u>	
Operating Expenditures	<u>\$19,992,000</u>

**COMMUNITY INFORMATION AND OUTREACH**  
**(Fund GF 030, Subfund 043)**

<u>Revenues:</u>	<u>2013-14</u>
Transfer from Countywide General Fund	\$7,163,000
Transfer from Unincorporated Municipal Services Area General Fund	2,649,000
Interagency Transfers	7,882,000
Miscellaneous Charges	<u>75,000</u>
<b>Total</b>	<b><u>\$17,769,000</u></b>
<u>Expenditures:</u>	
Operating Expenditures	<u>\$17,769,000</u>

**MIAMI-DADE POLICE DEPARTMENT (MDPD)  
External Police Services Account  
(Fund GF 030, Subfund 045)**

<u>Revenue:</u>	<u>2013-14</u>
Revenues from Off Duty Police Service	\$10,061,000
Revenues from Miami-Dade Aviation Department	29,634,000
Revenues from Port of Miami	7,486,000
Revenues from Miami-Dade Jackson Memorial Hospital	<u>1,123,000</u>
Total	<u>\$48,304,000</u>

<u>Expenditures:</u>	
Off Duty Police Services Expenses	\$10,061,000
Miami-Dade Aviation Department Police Services	29,634,000
Port of Miami Police Services	7,486,000
Miami-Dade Jackson Memorial Hospital Police Services	<u>1,123,000</u>
Total	<u>\$48,304,000</u>

**MIAMI-DADE POLICE DEPARTMENT (MDPD)  
Municipal Police Services Account  
(Fund GF 030, Subfund 046)**

<u>Revenues:</u>	<u>2013-14</u>
Town of Cutler Bay Local Police Patrol Services Contractual Payment	\$8,015,000
Town of Cutler Bay Optional Service Payment	<u>243,000</u>
Total	<u>\$8,258,000</u>

<u>Expenditures:</u>	
MDPD Local Police Patrol Expenditures for the Town of Cutler Bay	\$8,015,000
MDPD Optional Service Expenditures for the Town of Cutler Bay	<u>243,000</u>
Total	<u>\$8,258,000</u>

**MIAMI-DADE POLICE DEPARTMENT (MDPD)  
Municipal Police Services Account  
(Fund GF 030, Subfund 047)**

<u>Revenues:</u>	<u>2013-14</u>
City of South Miami Optional Service Payment	<u>\$62,000</u>

<u>Expenditures:</u>	
MDPD Optional Service Expenditures for the City of South Miami	<u>\$62,000</u>

**HUMAN RESOURCES  
(Fund GF 030, Subfund 049)**

<u>Revenues:</u>	<u>2013-14</u>
Transfer from Countywide General Fund	\$467,000
Transfer from UMSA General Fund	173,000
Federal Grants/Contracts and Interagency Transfer	<u>120,000</u>
Total	<u>\$760,000</u>

<u>Expenditures:</u>	
Operating Expenditures	<u>\$760,000</u>

**AUDIT AND MANAGEMENT SERVICES  
Internal Operations  
(Fund GF 030, Subfund 052, Project 052015)**

<u>Revenues:</u>	<u>2013-14</u>
Charges for Audits or Special Studies	<u>\$1,080,000</u>

<u>Expenditures:</u>	
Special Audit Services	<u>\$1,080,000</u>

**OFFICE OF MANAGEMENT AND BUDGET  
(Fund GF 030, Subfund 054)**

<u>Revenues:</u>	<u>2013-14</u>
Building Better Communities Bond Interest	<u>\$950,000</u>

<u>Expenditures:</u>	
Operating Expenditures	<u>\$950,000</u>

OFFICE OF MANAGEMENT AND BUDGET  
Grants Coordination  
(Fund GF 030, Subfund 054)

<u>Revenues:</u>	<u>2013-14</u>
Transfer from Countywide General Fund	\$2,160,000
Transfer from UMSA General Fund	<u>798,000</u>
Total	<u>\$2,958,000</u>

<u>Expenditures:</u>	
Operating Expenditures	<u>\$2,958,000</u>

**MEDICAL EXAMINER**  
(Fund GF 030, Subfund 055)

<u>Revenues:</u>	<u>2013-14</u>
Transfer from Countywide General Fund	\$10,272,000
Service Fees	<u>630,000</u>
Total	<u>\$10,902,000</u>

<u>Expenditures:</u>	
Operating Expenditures	<u>\$10,902,000</u>

**PROPERTY APPRAISER**  
(Fund GF 030, Subfund 056)

<u>Revenues:</u>	<u>2013-14</u>
Transfer from Countywide General Fund	\$31,200,000
Reimbursements from Taxing Jurisdictions	2,600,000
Ad Valorem Liens and Penalties Revenues	<u>100,000</u>
Total	<u>\$33,900,000</u>

<u>Expenditures:</u>	
Operating Expenditures	<u>\$33,900,000</u>

**REGULATORY AND ECONOMIC RESOURCES**  
Small Business and Economical Development Operations  
(Fund GF 030, Subfund 061, Various Projects)

<u>Revenues:</u>	<u>2013-14</u>
Transfer from Countywide General Fund	\$1,222,000
Carryover	\$167,000
Other Revenues	90,000
Miscellaneous Revenues	180,000
Contract Monitoring Fees	428,000
Transfer from Other Funds	<u>3,434,000</u>
Total	<u>\$5,521,000</u>

<u>Expenditures:</u>	
Operating Expenditures	<u>\$5,521,000</u>

**REGULATORY AND ECONOMIC RESOURCES**  
Construction, Permitting, and Building Code  
(Fund GF 030, Subfund 065, Various Projects)

<u>Revenues:</u>	<u>2012-13</u>
Building Administrative Fees	\$308,000
Carryover	23,780,000
Code Compliance Fees	1,567,000
Code Fines/Lien Collections	6,374,000
Foreclosure Registry	1,900,000
Contractor's Licensing and Enforcement Fees	1,327,000
Miscellaneous Revenues	20,000
Permitting Trade Fees	23,991,000
Product Control Certification Fees	3,015,000
Construction/Plat Fees	<u>1,597,000</u>
Total	<u>\$63,879,000</u>

<u>Expenditures:</u>	
Operating Expenditures	\$37,115,000
Administrative Reimbursement	1,225,000
Operating Reserve	<u>25,539,000</u>
Total	<u>\$63,879,000</u>

**REGULATORY AND ECONOMIC RESOURCES  
Planning and Development Services  
(Fund GF 030, Subfund 070, Various Projects)**

<u>Revenues:</u>	<u>2013-14</u>
Transfer from Countywide General Fund	\$1,318,000
Transfer from Unincorporated Municipal Service Area General Fund	1,305,000
Carryover	1,283,000
Other Revenues	64,000
Planning Fees	640,000
Zoning Fees	<u>6,768,000</u>
 Total	 <u>\$11,378,000</u>

<u>Expenditures:</u>	
Operating Expenditures	\$10,286,000
Administrative Reimbursement	349,000
Reserves	<u>743,000</u>
 Total	 <u>\$11,378,000</u>

**OFFICE OF MANAGEMENT AND BUDGET  
OFFICE OF COUNTYWIDE HEALTHCARE PLANNING  
(Fund GF 030, Subfund 072)**

<u>Revenues:</u>	<u>2013-14</u>
Transfer from Countywide General Fund	\$678,000
Building Better Communities Bond Interest	<u>50,000</u>
 Total	 <u>\$728,000</u>

<u>Expenditures:</u>	
Operating Expenditures	<u>\$728,000</u>

**PARKS, RECREATION AND OPEN SPACES  
General Operations and Zoo Miami  
(Fund GF 040, Various Subfunds)**

<u>Revenues:</u>	<u>2013-14</u>
Transfer from Countywide General Fund	8,418,000
Transfer from UMSA General Fund	20,279,000
Fees and Charges	47,472,000
Transfer from Convention Development Tax (Fund 160, Subfund 162)	25,855,000
Transfer of Secondary Gas Tax for Right-of-Way maintenance	4,203,000
Interdepartmental/Interagency Transfers (RAAM Division)	3,457,000
Intradepartmental Transfers	<u>16,554,000</u>
 Total	 <u>\$126,238,000</u>

<u>Expenditures:</u>	
Total Operating Expenditures	\$107,954,000
Distribution of Funds in Trust	\$285,000
Debt Service Payments	1,445,000
Intradepartmental Transfers	<u>16,554,000</u>
 Total	 <u>\$126,238,000</u>

**INTERNAL SERVICES  
Internal Service Operations  
(Fund 050, Various Subfunds)**

<u>Revenues:</u>	<u>2013-14</u>
Transfer from Countywide General Fund	\$37,467,000
Transfer from Unincorporated Municipal Service Area General Fund	13,858,000
Carryover	26,505,000
Internal Service Fees and Charges	204,165,000
Fees and Charges for Service	8,744,000
Bond Proceeds	44,000
Municipal Fines	250,000
User Access Fees	9,000,000
Transfer from Insurance Trust Fund	15,382,000
Intradepartmental Transfer from Parking (Fund 030, Subfund 002)	104,000
Intradepartmental Transfer from Retail (Fund 030, Subfund 003)	108,000
Intradepartmental Transfers	<u>10,769,000</u>
 Total	 <u>\$326,396,000</u>

<u>Expenditures:</u>	
Operating Expenditures	\$253,585,000
Reimbursement to County Attorney's Office for Legal Services	3,800,000
Distribution of Municipal ADA Fines	250,000
Distribution of Funds in Trust to the Beacon Tradeport	255,000
Transfer to Capital Outlay Reserve (Fund 310)	22,000,000
Transfer to Debt Service (Fund 213, Projects 213428, 213720, 213722, 213723, and 213727)	19,988,000
Transfers to Operating Reserves	12,149,000
Transfer to General Fund for Countywide Procurement Activities (Fund 010)	1,500,000
Transfer of Surplus Sales to County Departments	2,100,000
Intradepartmental Transfers	<u>10,769,000</u>
 Total	 <u>\$326,396,000</u>

**HUMAN RESOURCES**  
**(Fund GF 050, Subfund 051)**

<u>Revenues:</u>	<u>2013-14</u>
Transfer from Countywide General Fund	\$4,951,000
Transfer from UMSA	\$1,831,000
Federal Grants/Contracts and Interagency Transfers	<u>1,398,000</u>
Total	<u>\$8,180,000</u>

<u>Expenditures:</u>	
Operating Expenditures	<u>\$8,180,000</u>

**FINANCE**  
**Internal Service Fund**  
**(Fund GF 050, Subfund 053)**

<u>Revenues:</u>	<u>2013-14</u>
Carryover	\$531,000
Cash Management Fees and Other Revenues	1,515,000
Credit and Collections Charges	3,081,000
Transfer from Fund 030 for FAMIS/ADPICS	<u>702,000</u>
Total	<u>\$5,829,000</u>

<u>Expenditures:</u>	
Cash Management Operating Expenditures	\$1,677,000
Credit and Collections Expenditures	2,232,000
FAMIS/ADPICS Expenditures	702,000
Transfer to Capital Outlay Reserve (Fund 310, Subfund 313)	797,000
Transfer to Tax Collector (Fund 30, Project 031005)	<u>421,000</u>
Total	<u>\$5,829,000</u>

**CLERK OF COURTS**  
**Records Management**  
**(Fund GF 050, Subfund 057)**

<u>Revenues:</u>	<u>2013-14</u>
Carryover	\$532,000
Fees and Charges	<u>1,645,000</u>
Total	<u>\$2,177,000</u>

<u>Expenditures:</u>	
Operating Expenditures	<u>\$2,177,000</u>

**INFORMATION TECHNOLOGY**  
**(Fund GF 060, Various Subfunds)**

<u>Revenues:</u>	<u>2013-14</u>
Transfer from Countywide General Fund	\$18,327,000
Transfer from Unincorporated Municipal Service Area General Fund	6,779,000
Transfer From SOF Recording Fee	3,300,000
Charges to Departments for Telephone Services	16,031,000
Transfer From Fund 100, Subfund 104, Project 104141	1,000,000
Proprietary Fees	808,000
Intradepartmental Transfers	9,401,000
Charges to Departments for Services	<u>81,703,000</u>
Total	<u>\$137,349,000</u>

<u>Expenditures:</u>	
Operating Expenditures	\$117,247,000
Charges for Telephone Services	15,537,000
Charges to Debt Service (Project 298500)	494,000
Charges to Debt Service (Project 213724)	382,000
Transfer to COR for Cyber Security Debt Service	1,552,000
Transfer to Finance for AP Workflow	1,070,000
Transfer to COR for AP Workflow	641,000
Transfer to COR for Enterprise IT Capital Investment Fund	<u>426,000</u>
Total	<u>\$137,349,000</u>

**REGULATORY AND ECONOMIC RESOURCES**  
**Environmentally Endangered Lands Program (EEL)**  
**(Fund GF 080, Subfunds 081 and 082)**

<u>Revenues:</u>	<u>2013-14</u>
Carryover	\$26,172,000
Carryover of Restricted Reserves for Land Management	20,000,000
Florida Department of Environmental Protection	200,000
Interest Earnings	<u>200,000</u>
<b>Total</b>	<b><u>\$46,572,000</u></b>

<u>Expenditures:</u>	
Transfer to Environmental Resources Management (Fund 030, Subfund 039)	\$700,000
Land Acquisition	1,000,000
Land Management	3,500,000
Reserves	<u>41,372,000</u>
<b>Total</b>	<b><u>\$46,572,000</u></b>

**MIAMI-DADE LIBRARY**  
**Operations**  
**(Fund SL 090, Subfunds 091, 092, 093, 095, 099)**

<u>Revenues:</u>		<u>2013-14</u>
Ad Valorem Revenue (Tax Roll: \$180,215,465,044)	\$64,244,000	<b>\$29,532,000</b>
Carryover		10,513,000
State Aid to Public Libraries		1,500,000
Library Fines and Fees		600,000
Interest Earnings		40,000
Miscellaneous Revenue		<u>7,000</u>
<b>Total</b>	<b>\$63,904,000</b>	<b><u>\$42,192,000</u></b>

<u>Expenditures:</u>		
Library Operations	\$54,804,000	<b>\$33,092,000</b>
Administrative Reimbursement		1,842,000
Transfer to pay debt service		1,816,000
Debt Service Payment		135,000
Operating Reserves		<u>5,307,000</u>
<b>Total</b>	<b>\$63,904,000</b>	<b><u>\$42,192,000</u></b>

**LAW LIBRARY**  
**(Fund SO 100, Subfund 102, Project 102001)**

<u>Revenues:</u>		<u>2013-14</u>
Carryover		\$98,000
Criminal Court Costs Fees		366,000
Service Charges		220,000
Occupational Licenses		85,000
Miscellaneous Revenue		<u>26,000</u>
<b>Total</b>		<b><u>\$795,000</u></b>

<u>Expenditures:</u>		
Operating Expenditures		<u>\$795,000</u>

**LAW LIBRARY B**  
**(Fund SO 100, Subfund 102, Project 102004)**

<u>Revenues:</u>		<u>2013-14</u>
Carryover		\$808,000
Interest		<u>2,000</u>
<b>Total</b>		<b><u>\$810,000</u></b>

<u>Expenditures</u>		
Operating Reserves		<u>\$810,000</u>

**LEGAL AID SOCIETY**  
**(Fund SO 100, Subfund 103)**

<u>Revenues:</u>		<u>2013-14</u>
Transfer from Countywide General Fund		\$2,012,000
Miscellaneous Revenue		568,000
Civil Pro Bono Program Revenue		355,000
Criminal Court Costs Fees		366,000
Victims of Crime Act Grant		77,000
Community-Based Organizations		<u>38,000</u>
<b>Total</b>		<b><u>\$3,416,000</u></b>

<u>Expenditures:</u>		
Operating Expenditures		<u>\$3,416,000</u>



INFORMATION TECHNOLOGY  
800 Megahertz Radio System Maintenance  
(Fund SO 100, Subfund 104, Project 104141)

<b>Revenues:</b>	<b>2013-14</b>
Traffic Fines	<u>\$1,000,000</u>

<b>Expenditures:</b>	
Transfer to Fund 060, Subfund 004	<u>\$1,000,000</u>

**JUDICIAL ADMINISTRATION**  
**Driving While License Suspended Traffic School (AOC)**  
(Fund SO 100, Subfund 106, Project 106003)

<b>Revenues:</b>	<b>2013-14</b>
Carryover	\$1,311,000
Program Income	632,000
Interest	3,000
Total	<u>\$1,946,000</u>

<b>Expenditures:</b>	
Operating Reserves	\$1,333,000
Operating Expenditures	<u>613,000</u>
	<u>\$1,946,000</u>

**Court Standby Program (SAO)**  
(Fund SO 100, Subfund 106, Project 106005)

<b>Revenues:</b>	<b>2013-14</b>
Carryover	\$231,000
Transfer from the Miami-Dade Police Department	175,000
Contribution from Municipal Police Departments	263,000
Interest	1,000
Total	<u>\$670,000</u>

<b>Expenditures:</b>	
Operating Expenditures	<u>\$670,000</u>

**Self Help Unit (AOC)**  
(Fund SO 100, Subfund 106, Project 106006)

<b>Revenues:</b>	<b>2013-14</b>
Carryover	\$666,000
Program Income	1,018,000
Interest	4,000
Total	<u>\$1,688,000</u>

<b>Expenditures:</b>	
Operating Reserves	\$480,000
Operating Expenditures	<u>1,208,000</u>
Total	<u>\$1,688,000</u>

**Miami-Dade County Adult Drug Court (AOC)**  
(Fund SO 100, Subfund 106, Project 106007)

<b>Revenues:</b>	<b>2013-14</b>
Carryover	\$130,000
Process Income	15,000
Total	<u>\$145,000</u>

<b>Expenditures:</b>	
Operating Reserves	<u>\$145,000</u>

**Process Servers**  
(Fund SO 100, Subfund 106, Project 106009)

<b>Revenues:</b>	<b>2013-14</b>
Carryover	\$174,000
Process Server Fees	155,000
Interest	1,000
Total	<u>\$330,000</u>

<b>Expenditures:</b>	
Operating Expenditures	\$149,000
Operating Reserves	<u>181,000</u>
Total	<u>\$330,000</u>

**MIAMI-DADE ECONOMIC ADVOCACY TRUST  
Teen Court Program  
(Fund SO 100, Subfund 106, Project 106129)**

<u>Revenues:</u>	<u>2013-14</u>
Traffic Court Fees	\$1,330,000
Interest Earnings	2,000
Carryover	<u>442,000</u>
Total	<u>\$1,774,000</u>

<u>Expenditures:</u>	
Teen Court Juvenile Diversion and Intervention Program	\$1,469,000
Transfer to the Office of the Executive Director and Administration	185,000
Transfer to Juvenile Services Department for Prevention and Diversion Program (Fund 010)	<u>120,000</u>
Total	<u>\$1,774,000</u>

**INTERNAL SERVICES  
Caleb Center Special Revenue Fund  
(Fund SO 100, Subfund 107, Project 107032)**

<u>Revenues:</u>	<u>2013-14</u>
Carryover	<u>\$90,000</u>

<u>Expenditures:</u>	
Facility Improvements (Current and Future)	<u>\$90,000</u>

**OFFICE OF INSPECTOR GENERAL  
(Fund SO 100, Subfund 108, Project 108000)**

<u>Revenues:</u>	<u>2013-14</u>
Fees for Audits of County Contracts	\$2,350,000
Miami International Airport Oversight	400,000
Miami-Dade Water and Sewer Department Oversight	100,000
Miami-Dade Public Works and Waste Management Oversight	50,000
Miami-Dade Transit Oversight	100,000
Miami-Dade County School Board Oversight	<u>200,000</u>
Total	<u>\$3,200,000</u>

<u>Expenditures:</u>	
Operating Expenditures	<u>\$3,200,000</u>

**COMMISSION ON ETHICS AND PUBLIC TRUST  
(Fund SO 100, Subfund 108, Project 108001)**

<u>Revenues:</u>	<u>2013-14</u>
Transfer from Lobbyist Trust Fund	\$60,000
Carryover	20,000
Fees and Charges	<u>40,000</u>
Total	<u>\$120,000</u>

<u>Expenditures:</u>	
Operating Expenditures	<u>\$120,000</u>

**LEASE SUBLEASE AGREEMENT  
Special Revenue Fund  
(Fund SO 100, Subfund 109)**

<u>Revenues:</u>	<u>2013-14</u>
Rental Income	\$4,300,000
Interest Earnings	2,635,000
Carryover	<u>1,804,000</u>
Total	<u>\$8,739,000</u>

<u>Expenditures:</u>	
Rental Expense	<u>\$8,739,000</u>

**MIAMI-DADE FIRE RESCUE  
Emergency Management  
(Fund SO 100, Subfund 111)**

<u>Revenues:</u>	<u>2013-14</u>
Radiological Emergency Preparedness Agreement with Florida Power and Light	<u>\$335,000</u>

<u>Expenditures:</u>	
Operating Expenditures	<u>\$335,000</u>

**CORRECTIONS AND REHABILITATION  
Special Revenue Operations  
(Fund SO 110, Subfund 111)**

<u>Revenues:</u>	<u>2013-14</u>
Carryover	\$4,149,000
Transfer from Countywide General Fund	\$215,000
Subsistence and Uniform Fees	1,070,000
Jail Commissary Commission	1,205,000
Boot Camp Industries Fees	324,000
Monitored Release Fees	230,000
Law Enforcement Education Fund (Second Dollar Fines)	151,000
Pretrial Volunteer Receipts	30,000
Food Catering Service Receipts	102,000
Total	<u>\$7,476,000</u>

<u>Expenditures:</u>	
Jail Commissary	\$880,000
Monitored Release	740,000
Rehabilitation Work Crew Expenses (Boot Camp)	130,000
Law Enforcement Education	542,000
Fee Supported Boot Camp Expenditures	1,310,000
Other Operating Expenses	1,954,000
Debt Service	215,000
Transfer to Inmate Welfare Trust Fund (Fund 600, Subfund 601)	673,000
Reserves	1,032,000
Total	<u>\$7,476,000</u>

**MIAMI-DADE POLICE DEPARTMENT (MDPD)  
Special Revenue Operations  
(Fund SO 110, Subfund 112)**

<u>Revenues:</u>	<u>2013-14</u>
Carryover	\$2,749,000
Transfer from Unincorporated Municipal Service Area General Fund	4,582,000
Transfer from Countywide General Fund	31,000
First Dollar Fines	100,000
Second Dollar Fines	316,000
Law Enforcement Training Traffic Violation Fines	1,013,000
School Crossing Guard Parking Ticket Surcharge (Transfer from Fund 110, Subfund 115)	1,927,000
Total	<u>\$10,718,000</u>

<u>Expenditures:</u>	
Education and Training	\$4,178,000
School Crossing Guard Program	6,435,000
Debt Service	105,000
Total	<u>\$10,718,000</u>

**JUVENILE SERVICES  
(Fund SO 110, Subfund 112, Project 112200)**

<u>Revenues:</u>	<u>2013-14</u>
Carryover	\$228,000
Traffic Ticket Surcharge	320,000
Total	<u>\$548,000</u>

<u>Expenditures:</u>	
Juvenile Assessment Center Expenditures	\$548,000

**SCHOOL CROSSING GUARD TRUST FUND  
(Fund SO 110, Subfund 115)**

<u>Revenues:</u>	<u>2013-14</u>
Parking Ticket Surcharge for School Crossing Guard Programs	\$3,362,000

<u>Expenditures:</u>	
Transfer to Miami-Dade Police Department (Fund 110, Subfund 112)	\$1,927,000
Disbursements to Municipalities	1,435,000
Total	<u>\$3,362,000</u>

ECONOMIC DEVELOPMENT  
(Fund SO 120, Subfund 122)

<u>Revenues:</u>	<u>2013-14</u>
Local Business Tax Receipts	<u>\$3,921,000</u>

<u>Expenditures:</u>	
Transfer to Beacon Council	<u>\$3,921,000</u>

CULTURAL AFFAIRS  
(Fund SO 125, Subfund 127 and 130)

<u>Revenues:</u>	<u>2013-14</u>
Carryover	\$1,561,000
Transfer from Countywide General Fund	4,436,000
Transfer from Unincorporated Municipal Service Area General Fund	3,082,000
Transfer from Tourist Development Tax (TDT) (Fund 150, Subfund 151)	4,290,000
Transfer from Tourist Development Tax Surtax (Fund 150, Subfund 152)	88,000
Convention Development Tax Proceeds (Fund 160, Subfund 162)	9,701,000
State of Florida Artistic Automobile License Tag Revenue	35,000
Children's Trust Grant	996,000
Other Revenues	1,666,000
Miscellaneous Revenues	64,000
Fees and Charges	<u>320,000</u>
Total	<u>\$26,239,000</u>

<u>Expenditures:</u>	
Administrative Expenditures	\$2,877,000
Grants to/Programs for Artists and Non-Profit Cultural Organizations	14,272,000
South Miami-Dade Cultural Arts Center Operations	4,687,000
Miami-Dade County Auditorium, Joseph Caleb Auditorium, and African Heritage Cultural Arts Center Operations	<u>4,403,000</u>
Total	<u>\$26,239,000</u>

CULTURAL AFFAIRS  
Art in Public Places Program  
(Fund SO 125, Subfund 128)

<u>Revenues:</u>	<u>2013-14</u>
Carryover	\$2,062,000
Miscellaneous Revenues from Proprietary Capital Projects	<u>2,118,000</u>
Total	<u>\$4,180,000</u>

<u>Expenditures:</u>	
Operational Expenditures	\$1,171,000
Administrative Reimbursement	36,000
Artwork and Program Expenditures	1,388,000
Conservation and Maintenance of Collections	714,000
Reserve for Artwork and Program Expenditures	<u>871,000</u>
Total	<u>\$4,180,000</u>

PARKS, RECREATION AND OPEN SPACES  
Grants  
(Fund SO 130)

<u>Revenues:</u>	<u>2013-14</u>
Prior Year Revenue	\$5,364,000
Grant Revenue	<u>1,444,000</u>
Total	<u>\$6,808,000</u>

<u>Expenditures:</u>	
Boating related improvements	\$3,401,000
Greenway and Trails Network	<u>3,407,000</u>
Total	<u>\$6,808,000</u>

PUBLIC WORKS AND WASTE MANAGEMENT  
STORMWATER UTILITY FUND  
(Fund SU 140, Subfund 141)

<u>Revenues:</u>	<u>2013-14</u>
Carryover	\$23,722,000
Stormwater Utility Fees	<u>30,695,000</u>
Total	<u>\$54,417,000</u>

<u>Expenditures:</u>	
Transfers:	
Stormwater Utility Capital Improvement Program (Fund 310, Subfund 316)	\$7,623,000
Debt Service Revenue Fund (Project 211101, 1999 and 2004 Series)	7,638,000
Environmental Resources Management Operations (Fund 140, Subfund 142)	1,510,000
Public Works and Waste Management Operations (Fund 140, Subfund 143)	25,259,000
Cash Reserve for Future Projects	<u>12,387,000</u>
Total	<u>\$54,417,000</u>

**PUBLIC WORKS AND WASTE MANAGEMENT  
Stormwater Utility Program  
(Fund SU 140, Subfund 142)**

<b><u>Revenues:</u></b>	<b><u>2013-14</u></b>
Transfer from Stormwater Utility Fund (Fund SU 140, Subfund 141)	\$1,510,000
<b><u>Expenditures:</u></b>	
Environmental Resources Management Operations	\$1,510,000

**PUBLIC WORKS AND WASTE MANAGEMENT  
Stormwater Utility Program  
(Fund SU 140, Subfund 143)**

<b><u>Revenues:</u></b>	<b><u>2013-14</u></b>
Transfer from Stormwater Utility Fund (Fund SU 140, Subfund 141)	\$25,259,000
<b><u>Expenditures:</u></b>	
Public Works and Waste Management Operations	\$25,259,000

**TOURIST DEVELOPMENT TAX  
(Fund ST 150, Subfund 151)**

<b><u>Revenues:</u></b>	<b><u>2013-14</u></b>
Tourist Development Tax	\$21,415,000
<b><u>Expenditures:</u></b>	
Advertising and Promotion (Convention and Visitors Bureau)	\$11,375,000
Transfer to Debt Service (Project 205800)	4,142,000
Transfer to Cultural Affairs Council (CAC) (Fund 125, Subfund 127)	4,027,000
Transfer to CAC (Fund 720, Subfund 721)	115,000
Tourist Development Council (TDC) Grants	1,050,000
Transfer to General Fund for Administrative Reimbursement	423,000
Transfer to TDC for Administrative Support (Fund 125, Subfund 127)	263,000
Transfer to Finance for TDC Administrative Support (Fund 030 Subfund 031)	20,000
Total	\$21,415,000

**TOURIST DEVELOPMENT SURTAX  
(Fund ST 150, Subfund 152)**

<b><u>Revenues:</u></b>	<b><u>2013-14</u></b>
Tourist Development Tax	\$6,689,000
<b><u>Expenditures:</u></b>	
Advertising and Promotion (Convention and Visitors Bureau)	\$6,368,000
Transfer to General Fund for Administrative Reimbursement	133,000
Transfer to TDC for Administrative Support (Fund 125, Subfund 127)	88,000
Tourist Development Council (TDC) Grants	100,000
Total	\$6,689,000

**PROFESSIONAL SPORTS FRANCHISE FACILITY TAX  
(Fund ST 150, Subfund 154)**

<b><u>Revenues:</u></b>	<b><u>2013-14</u></b>
Professional Sports Franchise Facility Tax	\$10,710,000
<b><u>Expenditures:</u></b>	
Transfer to Debt Service Fund (Project 205800)	\$10,710,000

**HOMELESS TRUST  
Operations, Capital, and Reserves  
(Fund ST 150, Subfund 150 and 155)**

<b><u>Revenues:</u></b>	<b><u>2013-14</u></b>
Food and Beverage Tax (1%) Proceeds	\$16,988,000
Carryover	10,108,000
Interest Income	37,000
Private Sector Contribution	10,000
Total	\$27,143,000
<b><u>Expenditures:</u></b>	
Homeless Trust Operations	\$16,352,000
Administrative Reimbursement	60,000
Capital Reserve	3,219,000
Tax Equalization Reserve	4,122,000
Operational Reserve	3,390,000
Total	\$27,143,000

**HOMELESS TRUST**  
**Domestic Violence Oversight Board Trust Fund**  
**(Fund ST 150, Subfund 156)**

<u>Revenues:</u>	<u>2013-14</u>
Carryover	\$2,121,000
Food and Beverage Tax (1%) Proceeds	<u>2,998,000</u>
Total	<u>\$5,119,000</u>
<u>Expenditures:</u>	
Domestic Violence Shelter Operations	\$1,939,000
2nd Domestic Violence Shelter Construction	1,000,000
Tax Equalization Reserve	<u>2,180,000</u>
Total	<u>\$5,119,000</u>

**CONVENTION DEVELOPMENT TAX**  
**(Fund ST 160, Subfunds 162 and 164)**

<u>Revenues:</u>	<u>2013-14</u>
Convention Development Tax Proceeds	\$64,776,000
Transfer from Shortfall Reserve (Fund 160 Subfund 163)	42,655,000
Basketball Properties- Development Agreement Fees	<u>111,000</u>
Total	<u>\$107,542,000</u>
<u>Expenditures:</u>	
Transfer to Debt Service Fund (Projects 206100, 206300, 206602)	\$35,182,000
Payment to the City of Miami Beach	4,500,000
Transfer to Cultural Affairs for Grants (Fund 125, Subfund 127)	1,000,000
Performing Arts Center Trust Subsidy	7,650,000
Transfer to Cultural Affairs (South Miami-Dade Cultural Arts Center (Fund 125, Subfund 127))	3,278,000
American Airlines Arena-related Costs	6,400,000
Payment to the City of Miami	3,000,000
Arena Management	500,000
Transfer to PROS - Tennis Center (Fund 040, Subfund 001)	1,000,000
Transfer to Vizcaya Operating Subsidy (Fund 450, Subfund 001)	2,500,000
Transfer to Cultural Programs (Museum Operating Grants) (Fund 030, Subfund 033)	7,500,000
Performing Arts Center Trust Operating Subsidy	1,000,000
New World Symphony	700,000
Transfer to Cultural Affairs for Community-based Cultural Facilities (Fund 125, Subfund 127)	1,304,000
Transfer to Capital Reserve Fund	750,000
Transfer to Cultural Affairs for Miami-Dade County Auditorium, Joseph Caleb Auditorium, and African Heritage Cultural Arts Center (Fund 125, Subfund 127)	6,423,000
Transfer to PROS for Tropical Park Equestrian Center, Deering Estate Tennis Center (Fund 040, Subfund 001)	6,504,000
Transfer to PROS for Zoo Miami (Fund 040 Subfund 008)	<u>18,351,000</u>
Total	<u>\$107,542,000</u>

**CONVENTION DEVELOPMENT TAX**  
**Shortfall Reserve**  
**(Fund ST 160, Subfund 163)**

<u>Revenues:</u>	<u>2013-14</u>
Shortfall Reserve	<u>\$42,655,000</u>
<u>Expenditures:</u>	
Transfer to Convention and Development Tax (Fund 160, Subfund 162)	<u>\$42,655,000</u>
*balance projected to remain: \$26.831 million	

**DEBT SERVICE FUND**  
**General Obligation Bonds**

**General Obligation Bonds – Fund 201**  
**Fund Type: D1 – Subfund: 2A1**  
**Interest and Sinking Fund**

**Project: 201100**

<u>Revenues:</u>	<u>2013-14</u>
Ad Valorem – Countywide (Tax Roll: \$197,133,835,984)	\$7,000,000
Interest Earned on Good Faith Deposit	1,000
Interest on Deposits and Investments	<u>4,000</u>
Total	<u>\$7,005,000</u>
<u>Expenditures:</u>	
Principal Payments on Bonds	\$4,915,000
Interest Payments on Bonds	2,077,000
Arbitrage Rebate Computation Services	4,000
Reserve for Future Debt Service	<u>9,000</u>
Total	<u>\$7,005,000</u>

**Safe Neighborhood Park Program Bonds**

**General Obligation Bonds – Fund 201**  
**Fund Type: D1 – Subfund: 2A1**  
**Interest and Sinking Fund**

**Project: 201117**

<b><u>Revenues:</u></b>	<b><u>2013-14</u></b>
Ad Valorem – Countywide (Tax Roll: \$ 197,133,835,984)	\$6,114,000
Interest on Deposits and Investments	<u>2,000</u>
Total	<b><u>\$6,116,000</u></b>
<b><u>Expenditures:</u></b>	
Principal Payments of Bonds	\$2,230,000
Interest Payments on Bonds	3,858,000
Transfer to Bond Administration (Fund 030, Subfund 031)	15,000
Arbitrage Rebate Computation Services	6,000
Reserve for Future Debt Service	<u>5,000</u>
Total	<b><u>\$6,114,000</u></b>

**Building Better Communities Program Bonds**

**Fund Type: D1 – Subfund: 2A1**  
**Interest and Sinking Fund**

**Project: 201119**

<b><u>Revenues:</u></b>	<b><u>2013-14</u></b>
Ad Valorem – Countywide (Tax Roll: \$ 197,133,835,984)	\$65,917,000
Interest on Deposits and Investments	<u>79,000</u>
Total	<b><u>\$65,996,000</u></b>
<b><u>Expenditures:</u></b>	
Principal Payments on Bonds	\$13,325,000
Interest Payments on Bonds	45,834,000
Reserve for Bond Service - Draw Down	6,600,000
Transfer to Bond Administration (Fund 030, Subfund 031)	148,000
Arbitrage Rebate Computation Services	9,000
Reserve for Future Debt Service	<u>80,000</u>
Total	<b><u>\$65,996,000</u></b>

**Fire Rescue District Bonds**

**Special Obligation Bonds – Fire Rescue District – Fund 203**  
**Fund Type: D3 – Subfund: 2F1**  
**Fire Rescue District Series “2002” – Debt Service Fund**

**Project: 203101**

<b><u>Revenues:</u></b>	<b><u>2013-14</u></b>
Ad Valorem – Fire Rescue District (Tax Roll: \$114,370,582,277)	\$1,380,000
Programmed Cash Reserve	1,625,000
Interest on Deposits and Investments	<u>4,000</u>
Total	<b><u>\$3,009,000</u></b>
<b><u>Expenditures:</u></b>	
Principal Payments on Bonds	\$895,000
Interest Payments on Bonds	474,000
Reserve for Future Debt Service	1,629,000
Transfer to Bond Administration (Fund 030, Subfund 031)	3,000
Other General and Administrative Expenses	2,000
Arbitrage Rebate Computation Service	3,000
Reserve for Future Debt Service	<u>3,000</u>
Total	<b><u>\$3,009,000</u></b>

**Guaranteed Entitlement**

**Special Obligation Bonds – Guaranteed Entitlement – Fund 204**  
**Fund Type: D4 – Subfund: 2G1**  
**Guaranteed Entitlement Revenue Fund**

**Project: 204101**

<b><u>Revenues:</u></b>	<b><u>2013-14</u></b>
Total Guaranteed Entitlement Receipts (Transfer from State Revenue Sharing - Fund 510, Subfund 512)	<b><u>\$13,657,000</u></b>
<b><u>Expenditures:</u></b>	
Transfers to Bond Service Account: Series 2007 Bonds (Project 204614)	<b><u>\$13,657,000</u></b>

**Special Obligation Bonds – Guaranteed Entitlement – Fund 204**  
**Fund Type : D4 – Subfund: 2G7**  
**Guaranteed Entitlement Refq. Series “2007” – Bond Service Account**

**Project: 204614**

<b><u>Revenues:</u></b>	<b><u>2013-14</u></b>
Interest Earnings	\$10,000
Programmed Cash Reserve	2,272,000
Transfer from Revenue Account (Project 204101)	<u>13,657,000</u>
Total	<u>\$15,939,000</u>
<b><u>Expenditures:</u></b>	
Principal Payment on Bonds – Series 2007	\$10,665,000
Interest Payments on Bonds – Series 2007	2,963,000
Reserve for Future Debt Service	2,272,000
Transfer to Bond Administration (Fund 030, Subfund 031)	34,000
General Administrative Services	3,000
Arbitrage Rebate Computation Services	<u>2,000</u>
Total	<u>\$15,939,000</u>

**Professional Sports Franchise Tax Bonds**

**Special Obligation Bonds – Prof. Sports Franchise Tax - Fund 205**  
**Fund Type: D5 - Subfund: 2S8**  
**Prof. Sports Franchise Tax – Revenue Fund**

**Project: 205800**

<b><u>Revenues:</u></b>	<b><u>2013-14</u></b>
Transfer from Tourist Development Tax (Fund 150; Sufund 151)	\$4,142,000
Transfer from Professional Sports Franchise Tax Revenue (Fund 150, Subfund 154)	<u>10,710,000</u>
Total	<u>\$14,852,000</u>
<b><u>Expenditures:</u></b>	
Transfer to Debt Service Fund - Series 2009A (Project 205901)	\$4,029,000
Transfer to Debt Service Fund – Series 2009 B (Project 205911)	373,000
Transfer to Debt Service Fund – Series 2009 C (Project 205921)	4,000,000
Transfer to Debt Service Fund – Series 2009 D (Project 205931)	357,000
Transfer to Debt Service Fund - Series 2009E (Project 205941)	4,740,000
Transfer to Project 214104 (SO Notes 08A- Crandon Clubhouse)	644,000
Transfer to Surplus Fund (Project 205804)	<u>709,000</u>
Total	<u>\$14,852,000</u>

**Special Obligation Bonds – Prof. Sports Franchise Tax – Fund 205**  
**Fund Type: D5 – Subfund: 2S8**  
**Prof. Sports Franchise Tax Refunding – Surplus Fund/Shortfall Reserve**

**Project: 205804**

<b><u>Revenues:</u></b>	<b><u>2013-14</u></b>
Interest Earnings	\$60,000
Transfer from Revenue Fund (Project 205800)	709,000
Programmed Cash Reserve	<u>15,454,000</u>
Total	<u>\$16,223,000</u>
<b><u>Expenditures:</u></b>	
Reserve for Future Debt Service	<u>\$16,223,000</u>



**Special Obligation Bonds – Prof. Sports Franchise Tax – Fund 205**  
**Fund Type: D5 – Subfund: 2S9**  
**Prof. Sports Franchise Tax Refunding – Series "2009A" Debt Service Fund**

**Project: 205901**

<b><u>Revenues:</u></b>	<b><u>2013-14</u></b>
Transfer from Revenue Fund (Project 205800)	\$4,029,000
Cash Carryover	<u>3,135,000</u>
Total	<u>\$7,164,000</u>
<b><u>Expenditures:</u></b>	
Principal Payment on Bonds	\$2,643,000
Interest Payment on Bonds	492,000
Reserve for Future Debt Service	4,020,000
Transfer to Bond Administration (Fund 030, Subfund 031)	7,000
Arbitrage Rebate Computation Services	<u>2,000</u>
Total	<u>\$7,164,000</u>

**Special Obligation Bonds – Prof. Sports Franchise Tax – Fund 205**  
**Fund Type: D5 – Subfund: 2S9**  
**Prof. Sports Franchise Tax Refunding – Taxable Series "2009B" Debt Service Fund**

**Project: 205911**

<b><u>Revenues:</u></b>	<b><u>2013-14</u></b>
Programmed Cash Carryover	\$185,000
Transfer from Revenue Fund (Project 205800)	<u>373,000</u>
Total	<u>\$558,000</u>
<b><u>Expenditures:</u></b>	
Interest Payment on Bonds	\$370,000
Reserve for Future Debt Service	185,000
Transfer to Bond Administration (Fund 030, Subfund 031)	1,000
Arbitrage Rebate Computation Services	<u>2,000</u>
Total	<u>\$558,000</u>

**Special Obligation Bonds – Prof. Sports Franchise Tax – Fund 205**  
**Fund Type: D5 – Subfund: 2S9**  
**Prof. Sports Franchise Tax Revenue – Series "2009C" Debt Service Fund**

**Project: 205921**

<b><u>Revenues:</u></b>	<b><u>2013-14</u></b>
Programmed Cash Reserve	\$1,993,000
Transfer from Revenue Fund (Project 205800)	<u>4,000,000</u>
Total	<u>\$5,993,000</u>
<b><u>Expenditures:</u></b>	
Interest Payment on Bonds	\$3,986,000
Reserve for Future Debt Service	1,993,000
Transfer to Bond Administration (Fund 030, Subfund 031)	10,000
Arbitrage Rebate Computation Services	2,000
Other General and Administrative Expenses	<u>2,000</u>
Total	<u>\$5,993,000</u>

**Special Obligation Bonds – Prof. Sports Franchise Tax – Fund 205**  
**Fund Type: D5 – Subfund: 2S9**  
**Prof. Sports Franchise Tax Revenue – Taxable Series "2009D" Debt Service Fund**

**Project: 205931**

<b>Revenues:</b>	<b>2013-14</b>
Programmed Cash Reserve	\$177,000
Transfer from Revenue Fund (Project 205800)	<u>357,000</u>
Total	<u>\$534,000</u>

<b>Expenditures:</b>	
Interest Payment on Bonds	\$354,000
Reserve for Future Debt Service	177,000
Transfer to Bond Administration (Fund 030, Subfund 031)	1,000
Arbitrage Rebate Computation Services	<u>2,000</u>
Total	<u>\$534,000</u>

**Special Obligation Bonds – Prof. Sports Franchise Tax – Fund 205**  
**Fund Type: D5 – Subfund: 2S9**  
**Prof. Sports Franchise Tax Revenue – Variable Rate Series "2009E" Debt Service Fund**

**Project: 205941**

<b>Revenues:</b>	<b>2013-14</b>
Programmed Cash Reserve	\$1,670,000
Transfer from Revenue Fund (Project 205800)	<u>4,740,000</u>
Total	<u>\$6,410,000</u>

<b>Expenditures:</b>	
Interest Payment on Bonds	\$3,330,000
Reserve for Future Debt Service	1,670,000
Transfer to Bond Administration (Fund 030, Subfund 031)	8,000
Arbitrage Rebate Computation Services	2,000
Other General and Administrative Expenses (LOC and Remarketing)	<u>1,400,000</u>
Total	<u>\$6,410,000</u>

**Special Obligation Bonds – Prof. Sports Franchise Tax – Fund 205**  
**Fund Type: D5 – Subfund: 2S9**  
**Prof. Sports Franchise Tax – Series "2009" – Reserve Fund**

**Project: 205951**

<b>Revenues:</b>	<b>2013-14</b>
Programmed Surety Bond Reserve (Non-Cash)	<u>\$21,934,000</u>

<b>Expenditures:</b>	
Reserve for Future Debt Service	<u>\$21,934,000</u>

**Convention Development Tax Bonds**

**Special Obligation and Refunding Bonds – (CDT) – Fund 206**  
**Fund Type: D5 – Subfund: 2P1**  
**Spec. Oblig. & Refg. Bonds (CDT) – Series "1996A & B" – Revenue Fund**

**Project: 206100**

<b>Revenues:</b>	<b>2013-14</b>
Interfund Transfer – Convention Development Tax Trust (Fund 160, Subfund 162)	<u>\$2,117,000</u>

<b>Expenditures:</b>	
Transfer to Debt Service Fund: Series 1996B Bonds (Project 206201)	<u>\$2,117,000</u>

**Special Obligation and Refunding Bonds – (CDT) – Fund 206**  
**Fund Type: D5 – Subfund 2P2**  
**Spec. Oblig. & Refg. Bonds (CDT) – Series “1996B” – Debt Service Fund**

**Project: 206201**

<b><u>Revenues:</u></b>	<b><u>2013-14</u></b>
Programmed Cash Reserve – Series 1996B	\$1,548,000
Transfer from Revenue Fund – CDT Receipts (Project 206100)	<u>3,117,000</u>
Total	<u>\$4,665,000</u>
<b><u>Expenditures:</u></b>	
Interest Payments on Bonds	\$3,096,000
Reserve for Future Debt Service-Series 1996B	1,548,000
Transfer to Bond Administration (Fund 030, Subfund 031)	8,000
Trustee/Paying Agent Services & Fees	3,000
Arbitrage Rebate Computation Services	<u>10,000</u>
Total	<u>\$4,665,000</u>

**Special Obligation and Refunding Bonds – (CDT) – Fund 206**  
**Fund Type: D5 – Subfund 2P2**  
**Spec. Oblig. & Refg. Bonds (CDT) – Series “1996B” – Reserve Fund**

**Project: 206202**

<b><u>Revenues:</u></b>	<b><u>2013-14</u></b>
Programmed Surety Bond Reserve (Non-Cash)	<u>\$16,579,000</u>
<b><u>Expenditures:</u></b>	
Reserve for Future Debt Service	<u>\$16,579,000</u>

**Special Obligation and Refunding Bonds – Fund 206**  
**Fund Type: D5 – Subfund: 2P3**  
**Special Obligation & Refg. Bonds – (CDT) – Series “2012A and 2012B” – Revenue Fund**

**Project: 206300**

<b><u>Revenues:</u></b>	<b><u>2013-14</u></b>
Tax Receipts - Omni Tax Increment Account	\$2,000,000
Transfer from Convention Development Tax Trust (Fund 160, Subfund 162)	<u>33,065,000</u>
Total	<u>\$35,065,000</u>
<b><u>Expenditures:</u></b>	
Transfers to Debt Service Fund:	
Series 2012A Bonds (Project 206703)	15,178,000
Series 2012B Bonds (Project 206705)	14,864,000
Sunshine State Loan Project 298500 - for PAC	1,118,000
Sunshine State Loan Project 298502 - for PAC	2,000,000
Sunshine State Loan Project 298502 - for PAC	870,000
Sunshine State Loan Project 298503 - for PAC	<u>1,035,000</u>
Total	<u>\$35,065,000</u>

**Subordinate Special Obligation and Refunding Bonds – (CDT) – Fund 206**  
**Fund Type: D5 – Subfund: 2P6**  
**Subordinate Spec. Oblig. & Refg. Bonds – (CDT) – Series “2005B” - Debt Service Fund**

**Project: 206602**

<b><u>Revenues:</u></b>	<b><u>2013-14</u></b>
Programmed Cash Carryover	\$1,326,000
Transfer from Revenue Fund - (Project 206300)	<u>2,660,000</u>
Total	<u>\$3,986,000</u>
<b><u>Expenditures:</u></b>	
Interest Payments on Series 2005B Bonds	\$2,651,000
Reserve for Future Debt Service – Series 2005B	1,326,000
Arbitrage Rebate Computation Services	2,000
Transfer to Bond Administration (Fund 030, Subfund 031)	<u>7,000</u>
Total	<u>\$3,986,000</u>

**Subordinate Special Obligation and Refunding Bonds – (CDT) – Fund 206**  
**Fund Type: D5 – Subfund: 2P6**  
**Subordinate Spec. Oblig. & Refg. Bonds – (CDT) – Series “2005B” - Reserve Fund**

**Project: 206603**

<b><u>Revenues:</u></b>	<b><u>2013-14</u></b>
Programmed Surety Bond Reserve (Non-Cash)	<u>\$16,753,000</u>
<b><u>Expenditures:</u></b>	
Reserve for Future Debt Service - Non Cash	<u>\$16,753,000</u>

**Subordinate Special Obligation and Refunding Bonds – (CDT) – Fund 206**  
**Fund Type: D5 – Subfund: 2P7**  
**Subordinate Spec. Oblig. Bonds – (CDT) – Series “2009”**

**Project: 206701**

<b><u>Revenues:</u></b>	<b><u>2013-14</u></b>
Programmed Cash Reserve	\$115,000
Interest Earnings	18,000
Total	<u>\$133,000</u>
<b><u>Expenditures:</u></b>	
Arbitrage Rebate Computation Services	\$2,000
Reserve for Future Debt Service - Cash	131,000
Total	<u>\$133,000</u>

**Subordinate Special Obligation and Refunding Bonds – (CDT) – Fund 206**  
**Fund Type: D5 – Subfund: 2P6**  
**Subordinate Spec. Oblig. & Refg. Bonds – (CDT) – Series “2009” - Reserve Fund**

**Project: 206702**

<b><u>Revenues:</u></b>	<b><u>2013-14</u></b>
Programmed Cash Reserve	<u>\$9,121,000</u>
<b><u>Expenditures:</u></b>	
Reserve for Future Debt Service	<u>\$9,121,000</u>

**Special Obligation and Refunding Bonds – Fund 206**  
**Fund Type: D5 – Subfund: 2P8**  
**Special Obligation & Refunding Bonds – (CDT) – Series “2012A” Debt Service Fund**

**Project: 206703**

<b><u>Revenues:</u></b>	<b><u>2013-14</u></b>
Programmed Cash Reserve – Series 2012A – Omni	\$4,422,000
Interest Earnings	60,000
Transfer from Revenue Fund (Project 206300)	15,178,000
Total	<u>\$19,660,000</u>
<b><u>Expenditures:</u></b>	
Interest Payments on Bonds	\$8,796,000
Reserve for Future Debt Service – Series 2012A	10,838,000
Arbitrage Rebate Computation Services	2,000
Transfer to Bond Administration (Fund 030, Subfund 031)	22,000
Other General and Administrative Expenses	<u>2,000</u>
Total	<u>\$19,660,000</u>

**Subordinate Special Obligation and Refunding Bonds – (CDT) – Fund 206**  
**Fund Type: D5 – Subfund: 2P8**  
**Subordinate Spec. Oblig. & Refg. Bonds – (CDT) – Series “2012A” - Reserve Fund**

**Project: 206704**

<b><u>Revenues:</u></b>	<b><u>2013-14</u></b>
Programmed Cash Reserve	<u>\$23,646,000</u>
<b><u>Expenditures:</u></b>	
Reserve for Future Debt Service - Cash	<u>\$23,646,000</u>

**Subordinate Special Obligation and Refunding Bonds – (CDT) – Fund 206**  
**Fund Type: D5 – Subfund: 2P8**  
**Subordinate Spec. Oblig. & Refg. Bonds – (CDT) – Series “2012B” - Debt Service Fund**

**Project: 206705**

<b>Revenues:</b>	<b>2013-14</b>
Programmed Cash Reserve – Series 2012B	\$7,413,000
Transfer from Revenue Fund – (Project 206300)	14,864,000
Interest Earnings	5,000
<b>Total</b>	<b><u>\$22,282,000</u></b>

<b>Expenditures:</b>	
Interest Payments on Series 2012B Bonds	\$14,826,000
Reserve for Future Debt Service – Series 2012B	7,413,000
Other General and Administrative Expenses	3,000
Arbitrage Rebate Computation Services	3,000
Transfer to Bond Administration (Fund 030, Subfund 031)	37,000
<b>Total</b>	<b><u>\$22,282,000</u></b>

**Subordinate Special Obligation and Refunding Bonds – (CDT) – Fund 206**  
**Fund Type: D5 – Subfund: 2P8**  
**Subordinate Spec. Oblig. & Refg. Bonds – (CDT) – Series “2012B” - Reserve Fund**

**Project: 206706**

<b>Revenues:</b>	<b>2013-14</b>
Programmed Cash Reserve	<u>\$32,430,000</u>

<b>Expenditures:</b>	
Reserve for Future Debt Service - Cash	<u>\$32,430,000</u>

**Public Service Tax UMSA Bonds**

**Special Obligation Bonds – Public Service Tax – Fund 208**  
**Fund Type: D5 – Subfund: 2R4 \$28 Million**  
**Spec. Oblig. Rev. Bonds – Public Service Tax (UMSA) Series “2006” – Debt Service Fund**

**Project: 208613**

<b>Revenues:</b>	<b>2013-14</b>
Transfer from Unincorporated Municipal Service Area General Fund	\$1,898,000
Programmed Cash Reserve	514,000
<b>Total</b>	<b><u>\$2,412,000</u></b>

<b>Expenditures:</b>	
Principal Payments on Bonds	\$885,000
Interest Payments on Bonds	1,027,000
Reserve for Future Debt Service	492,000
Transfer to Bond Administration (Fund 030, Subfund 031)	5,000
Arbitrage Rebate Computation Services	3,000
<b>Total</b>	<b><u>\$2,412,000</u></b>

**Special Obligation Bonds – Public Service Tax – Fund 208**  
**Fund Type: D5 – Subfund: 2R4**  
**Spec. Oblig. Rev. Bonds – Public Service Tax (UMSA) Series “2006” Reserve Fund**

**Project: 208614**

<b>Revenues:</b>	<b>2013-14</b>
Programmed Surety Bond Reserve (Non-Cash)	<u>\$1,805,000</u>

<b>Expenditures:</b>	
Reserve for Future Debt Service	<u>\$1,805,000</u>

**Special Obligation Bonds – Public Service Tax – Fund 208**  
**Fund Type: D5 – Subfund: 2R4 \$30 Million**  
**Spec. Oblig. Rev. Bonds – Public Service Tax (UMSA) Series “2007” – Debt Service Fund**

**Project: 208715**

<b>Revenues:</b>	<b>2013-14</b>
Transfer from Unincorporated Municipal Service Area General Fund	\$2,047,000
Programmed Cash Reserve	584,000
<b>Total</b>	<b><u>\$2,631,000</u></b>

<b>Expenditures:</b>	
Principal Payments on Bonds	\$890,000
Interest Payments on Bonds	1,168,000
Reserve for Future Debt Service	566,000
Transfer to Bond Administration (Fund 030, Subfund 031)	5,000
Arbitrage Rebate Computation Services	2,000
<b>Total</b>	<b><u>\$2,631,000</u></b>

**Special Obligation Bonds – Public Service Tax – Fund 208**  
**Fund Type: D5 – Subfund: 2R4**  
**Spec. Oblig. Rev. Bonds – Public Service Tax (UMSA) Series “2007” Reserve Fund**

**Project: 208716**

<b>Revenues:</b>	<b>2013-14</b>
Programmed Surety Bond Reserve (Non-Cash)	<u>\$2,267,000</u>
<b>Expenditures:</b>	
Reserve for Future Debt Service	<u>\$2,267,000</u>

**Special Obligation Bonds – Public Service Tax – Fund 208**  
**Fund Type: D5 – Subfund: 2R4**  
**Spec. Oblig. Rev. Ref. Bonds – Public Service Tax – UMSA – Series “2011” – Debt Service Fund**

**Project: 208725**

<b>Revenues:</b>	<b>2013-14</b>
Transfer from Unincorporated Municipal Service Area General Fund	\$7,085,000
Transfer from Countywide General Fund	311,000
Transfer from Capital Improvement Local Option Fuel Tax	1,150,000
Interest Earnings	4,000
Programmed Cash Reserve	<u>4,822,000</u>
Total	<u>\$13,372,000</u>
<b>Expenditures:</b>	
Principal Payments on Bonds	\$5,180,000
Interest Payments on Bonds	3,332,000
Reserve for Future Debt Service	4,833,000
Transfer to Bond Administration (Fund 030, Subfund 031)	21,000
Arbitrage Rebate Computation Services	<u>6,000</u>
Total	<u>\$13,372,000</u>

**Special Obligation Bonds – Public Service Tax – Fund 208**  
**Fund Type: D5 – Subfund: 2R4**  
**Spec. Oblig. Rev. Ref. Bonds – Public Service Tax – UMSA – Series “2011” – Reserve Fund**

**Project: 208512**

<b>Revenues:</b>	<b>2013-14</b>
Programmed Surety Bond Reserve (Non-Cash)	<u>\$9,437,000</u>
<b>Expenditures:</b>	
Reserve for Future Debt Service	<u>\$9,437,000</u>

**Transit System Sales Surtax Revenue Bonds**

**Transit System Sales Surtax Revenue Bonds General Segment**  
**Fund Type: D5 – Subfund: 2T4 General Segment**  
**Transit System Sales Surtax Revenue Fund**

**Project: 209400**

<b>Revenues:</b>	<b>2013-14</b>
Transfer from Transit System Sales Surtax Revenue Fund	<u>\$17,583,000</u>
<b>Expenditures:</b>	
Transfer to Debt Service Fund – Series 06 (209402)	\$3,382,000
Transfer to Debt Service Fund – Series 08 (209403)	3,213,000
Transfer to Debt Service Fund – Series 09 (209404)	8,111,000
Transfer to Debt Service Fund – Series 10 (209405)	<u>2,877,000</u>
Total	<u>\$17,583,000</u>

**Transit System Sales Surtax Revenue Bonds General Segment**  
**Fund Type: D5 – Subfund: 2T4 General Segment**  
**Transit System Sales Surtax Reserve Fund**

**Project: 209401**

<b>Revenues:</b>	<b>2013-14</b>
Programmed Cash Reserve - 2006	\$3,372,000
Programmed Surety Reserve (Non-Cash) - 2008	4,589,000
Programmed Cash Reserve - 2009 and 2010	<u>11,465,000</u>
Total	<u>\$19,426,000</u>
<b>Expenditures:</b>	
Reserve for Future Debt Service - Non-Cash	\$4,589,000
Reserve for Future Debt Service	<u>14,837,000</u>
Total	<u>\$19,426,000</u>

**Transit System Sales Surtax Revenue Bonds, Series 06**  
**Fund Type: D5 – Subfund: 2T4**  
**Transit System Sales Surtax Debt Service Fund**

**Project: 209402**

<b><u>Revenues:</u></b>	<b><u>2013-14</u></b>
Transfer from Revenue Fund (Project 209400)	\$3,382,000
Interest	2,000
Programmed Cash Reserve	843,000
Total	<u>\$4,227,000</u>

<b><u>Expenditures:</u></b>	
Principal Payments on Bonds	\$1,117,000
Interest Payments on Bonds	2,256,000
Reserve for Future Debt Service	843,000
Transfer to Bond Administration (Fund 030, Subfund 031)	8,000
Arbitrage Rebate Computation Services	3,000
Total	<u>\$4,227,000</u>

**Transit System Sales Surtax Revenue Bonds, Series 08**  
**Fund Type: D5 – Subfund: 2T4**  
**Transit System Sales Surtax Debt Service Fund**

**Project: 209403**

<b><u>Revenues:</u></b>	<b><u>2013-14</u></b>
Transfer from Revenue Fund (Project 209400)	\$3,213,000
Interest	1,000
Programmed Cash Reserve	801,000
Total	<u>\$4,015,000</u>

<b><u>Expenditures:</u></b>	
Principal Payments on Bonds	\$885,000
Interest Payments on Bonds	2,319,000
Reserve for Future Debt Service	801,000
Transfer to Bond Administration (Fund 030, Subfund 031)	8,000
Arbitrage Rebate Computation Services	2,000
Total	<u>\$4,015,000</u>

**Transit System Sales Surtax Revenue Bonds (Tax Exempt), Series 09A&B**  
**Fund Type: D5 – Subfund: 2T4**  
**Transit System Sales Surtax Debt Service Fund - Public Works Portion**

**Project: 209404**

<b><u>Revenues:</u></b>	<b><u>2013-14</u></b>
Transfer from Revenue Fund (Project 209400)	\$8,111,000
Federal Subsidy Receipts - BABs Series 2009B	2,362,000
Programmed Federal Subsidy Reserve - BABs Series 2009B	604,000
Programmed Cash Reserve	2,008,000
Total	<u>\$13,085,000</u>

<b><u>Expenditures:</u></b>	
Principal Payments on Tax-Exempt Series 2009A Bonds	\$2,470,000
Interest Payments on Tax-Exempt Series 2009A Bonds	1,076,000
Interest Payments on Taxable (BABs) Series 2009B Bonds	6,899,000
Reserve for Future Debt Service - Series 2009A	887,000
Reserve for Future Debt Service - Series 2009B	1,725,000
Transfer to Bond Administration (Fund 030, Subfund 031)	26,000
Arbitrage Rebate Computation Services	2,000
Total	<u>\$13,085,000</u>

**Transit System Sales Surtax Revenue Bonds (Tax Exempt), Series 2010A**  
**Fund Type: D5 – Subfund: 2T4**  
**Transit System Sales Surtax Debt Service Fund - Public Works Portion**

**Project: 209405**

<b><u>Revenues:</u></b>	<b><u>2013-14</u></b>
Transfer from Revenue Fund (Project 209400)	\$2,877,000
Federal Subsidy Receipts - BABs Series 2010B	828,000
Programmed Federal Subsidy Reserve - BABs Series 2010B	227,000
Programmed Cash Reserve	<u>697,000</u>
Total	<u>\$4,629,000</u>

<b><u>Expenditures:</u></b>	
Principal Payments on Tax-Exempt Series 2010A Bonds	\$831,000
Interest Payments on Tax-Exempt Series 2010A Bonds	273,000
Interest Payments on Taxable (BABs) Series 2010B Bonds	2,590,000
Reserve for Future Debt Service - Series 2010A	276,000
Reserve for Future Debt Service - Series 2010B	648,000
Transfer to Bond Administration (Fund 030, Subfund 031)	9,000
Arbitrage Rebate Computation Services	<u>2,000</u>
Total	<u>\$4,629,000</u>

**Transit System Sales Surtax Revenue Bonds (Tax Exempt), Series 2012**  
**Fund Type: D5 – Subfund: 2T4**  
**Transit System Sales Surtax Debt Service Fund - Public Works Portion**

**Project: 209406**

<b><u>Revenues:</u></b>	<b><u>2013-14</u></b>
Transfer from Revenue Fund (Project 209400)	\$1,878,000
Capitalized Interest	<u>5,763,000</u>
Total	<u>\$7,641,000</u>

<b><u>Expenditures:</u></b>	
Interest Payments	\$5,763,000
Reserve for Future Debt Service	1,862,000
Transfer to Bond Administration (Fund 030, Subfund 031)	14,000
Arbitrage Rebate Computation Services	<u>2,000</u>
Total	<u>\$7,641,000</u>

**Courthouse Center Bonds**

**Special Obligation Bonds – Courthouse Revenue Fund. – Fund 210**  
**Fund Type: D5 – Subfund: 2C1**  
**Spec. Oblig. Bonds – Revenue Fund**

**Project: 210100**

<b><u>Revenues:</u></b>	<b><u>2013-14</u></b>
\$30 Criminal and Civil Traffic Fines	<u>\$12,728,000</u>
<b><u>Expenditures:</u></b>	
Transfer to Debt Service, Series 1998A (Project 210311)	\$319,000
Transfer to Debt Service, Series 1998B (Project 210412)	3,404,000
Transfer to Debt Service, Series 2003 (Project 210513)	5,414,000
Transfer to Reserve Fund, (Project 210108)	<u>3,591,000</u>
Total	<u>\$12,728,000</u>

**Special Obligation Bonds – Courthouse Center Proj. – Fund 210**  
**Fund Type: D5 – Subfund: 2C1**  
**Spec. Oblig. Bonds – Courthouse Ctr. Proj. – Series “1994, 1995 & 1998”**

**Project: 210108**

<b><u>Revenues:</u></b>	<b><u>2013-14</u></b>
Programmed Surety Bond Reserve (Non-Cash)	\$3,716,000
Programmed Cash Reserve	7,412,000
Transfer from Revenue Fund (Project 210100)	<u>3,262,000</u>
Total	<u>\$14,390,000</u>
<b><u>Expenditures:</u></b>	
Reserve for Future Debt Service - Non-Cash	\$3,716,000
Reserve for Future Debt Service - Cash (Proposed New Bonds)	<u>10,674,000</u>
Total	<u>\$14,390,000</u>



**Special Obligation Bonds – Courthouse Center Project – Fund 210**  
**Fund Type: D5 – Subfund: 2C3**  
**Spec. Oblig. Bonds – Courthouse Ctr. Proj. – Series “1998A” – Debt Service Fund**

**Project: 210311**

<u>Revenues:</u>	<u>2013-14</u>
Transfer from Revenue Fund (Project 210100)	\$319,000
Programmed Cash Reserve	<u>157,000</u>
Total	<u>\$476,000</u>
<u>Expenditures:</u>	
Principal Payment on Series 1998A Bonds	\$155,000
Interest Payments on Series 1998A Bonds	159,000
Reserve for Future Debt Service	159,000
Arbitrage Rebate Computation Services	2,000
Transfer to Bond Administration (Fund 030, Subfund 031)	<u>1,000</u>
Total	<u>\$476,000</u>

**Special Obligation Bonds – Courthouse Center Project – Fund 210**  
**Fund Type: D5 – Subfund: 2C4**  
**Spec. Oblig. Bonds – Courthouse Ctr. Proj. – Series “1998B” – Debt Service Fund**

**Project: 210412**

<u>Revenues:</u>	<u>2013-14</u>
Transfer from Revenue Fund (Project 210100)	\$3,404,000
Programmed Cash Reserve	1,699,000
Interest Earnings	<u>3,000</u>
Total	<u>\$5,106,000</u>
<u>Expenditures:</u>	
Principal Payment on Series 1998B Bonds	\$2,530,000
Interest Payments on Series 1998B Bonds	868,000
Reserve for Future Debt Service - Series 1998B	1,698,000
Transfer to Bond Administration (Fund 030, Subfund 031)	8,000
Arbitrage Rebate Computation Services	<u>2,000</u>
Total	<u>\$5,106,000</u>

**Special Obligation Bonds – Courthouse Center Project – Fund 210**  
**Fund Type: D5 – Subfund: 2C5**  
**Spec. Oblig. Bonds – Juvenile Courthouse Ctr. Proj. – Series “2003” – Debt Service Fund**

**Project: 210513**

<u>Revenues:</u>	<u>2013-14</u>
Transfer from Revenue Fund (Project 210100)	\$4,514,000
Interest Earnings	5,000
Programmed Cash Reserve -Series A	1,103,000
Programmed Cash Reserve -Series B	<u>191,000</u>
Total	<u>\$5,813,000</u>
<u>Expenditures:</u>	
Interest Payments on Series 2003A Bonds	\$2,206,000
Interest Payments on Series 2003B Bonds	2,293,000
Reserve for Future Debt Service - Series A	1,103,000
Reserve for Future Debt Service - Series B	191,000
Other General and Administrative Expenses	5,000
Transfer to Bond Administration (Fund 030, Subfund 031)	11,000
Arbitrage Rebate Computation Services	<u>4,000</u>
Total	<u>\$5,813,000</u>

**Special Obligation Bonds – Courthouse Center Project – Fund 210**  
**Fund Type: D5 – Subfund: 2C5**  
**Spec. Oblig. Bonds – Juvenile Courthouse Ctr. Proj. Series “2003” – Reserve Fund**

**Project: 210514**

<u>Revenues:</u>	<u>2013-14</u>
Programmed Surety Bond Reserve (Non-Cash)	<u>\$7,496,000</u>
<u>Expenditures:</u>	
Reserve for Future Debt Service	<u>\$7,496,000</u>

Stormwater Utility Revenue Bonds

**Special Obligation Bonds – Stormwater Utility Revenue Bond Program – Fund 211**  
**Fund Type: D5 – Subfund: 2U1**  
**Stormwater Utility Revenue Bond Program - Revenue Fund**

**Project: 211101**

<b><u>Revenues:</u></b>	<b><u>2013-14</u></b>
Transfer from Stormwater Revenue Fund (Fund 140, Subfund 141)	<u>\$7,638,000</u>
<b><u>Expenditures:</u></b>	
Transfer to Debt Service Fund – Series 1999 (Project 211102)	\$2,908,000
Transfer to Debt Service Fund – Series 2004 (Project 211104)	<u>4,730,000</u>
Total	<u>\$7,638,000</u>

**Special Obligation Bonds – Stormwater Utility Revenue Bond Program – Fund 211**  
**Fund Type: D5 – Subfund: 2U1**  
**Stormwater Utility Revenue Bond Program Series "1999" Bonds, Debt Service Fund**

**Project: 211102**

<b><u>Revenues:</u></b>	<b><u>2013-14</u></b>
Transfer from Revenue Fund (Project 211101)	\$2,908,000
Interest Earnings	2,000
Programmed Cash Reserve	<u>1,451,000</u>
Total	<u>\$4,361,000</u>
<b><u>Expenditures:</u></b>	
Principal Payment on Bonds	\$1,705,000
Interest Payments on Bonds	1,196,000
Reserve for Future Debt Service	1,451,000
Transfer to Bond Administration (Fund 030, Subfund 031)	7,000
Arbitrage Rebate Computation Services	<u>2,000</u>
Total	<u>\$4,361,000</u>

**Special Obligation Bonds – Stormwater Utility Revenue Bond Program - Fund 211**  
**Fund Type: D5 – Subfund: 2U1**  
**Special Obligation Bonds - Reserve Fund**

**Project: 211103**

<b><u>Revenues:</u></b>	<b><u>2013-14</u></b>
Programmed Surety Bond Reserve (Non-Cash)	<u>\$7,626,000</u>
<b><u>Expenditures:</u></b>	
Reserve for Future Debt Service	<u>\$7,626,000</u>

**Special Obligation Bonds – Stormwater Utility Revenue Bond Program – Fund 211**  
**Fund Type: D5 – Subfund: 2U1 \$60 Million**  
**Stormwater Utility Revenue Bond Program Series "2004" Bonds, Debt Service Fund**

**Project: 211104**

<b><u>Revenues:</u></b>	<b><u>2013-14</u></b>
Transfer from Revenue Fund (Project 211101)	\$4,730,000
Interest Earnings	3,000
Programmed Cash Reserve	<u>2,361,000</u>
Total	<u>\$7,094,000</u>
<b><u>Expenditures:</u></b>	
Principal Payments on Bonds	\$1,825,000
Interest Payments on Bonds	2,896,000
Reserve for Future Debt Service	2,359,000
Transfer to Bond Administration (Fund 030, Subfund 031)	12,000
Arbitrage Rebate Computation Services	<u>2,000</u>
Total	<u>\$7,094,000</u>

**Special Oblig. Bonds – Floating/Fixed Rate Equip. Bonds – Series "1990" – Fund 213**  
**Fund Type: D5 – Subfund: 2E3**  
**Floating/Fixed Rate Equip. Bonds – Series "1990" (Golf Club of Miami)– Debt Service Fund**

**Project: 213314**

<b><u>Revenues:</u></b>	<b><u>2013-14</u></b>
Programmed Cash Reserve	<u>\$2,000</u>
<b><u>Expenditures:</u></b>	
Arbitrage Rebate Computation Services	<u>\$2,000</u>

Special Oblig. Bonds – Fixed/Auction Rate Cap. Asset Acquisition Bds – Series 2002 - Fund 213  
Fund Type: D5 – Subfund: 2E4  
Fixed/Auction Rate Capital Asset Acquisition Bonds – Series “2002”  
Election Voting Equipment - \$24,600,000

Project: 213420

Revenues:

2013-14

Programmed Cash Reserve, Series A

\$2,000

Expenditures:

Arbitrage Rebate Services

\$2,000

Special Oblig. Bonds – Fixed/Auction Rate Cap. Asset Acquisition Bds – Series “2002” – Fund 213  
Fund Type: D5 – Subfund: 2E4  
Fixed/Auction Rate Capital Asset Acquisition Bonds – Series “2002”  
Coral Gables Courthouse - \$6,300,000

Project: 213421

Revenues:

2013-14

Programmed Cash Reserve, Series A

\$2,000

Expenditures:

Arbitrage Rebate Services

\$2,000

Special Oblig. Bonds – Fixed/Auction Rate Cap. Asset Acquisition Bds – Series 2002 – Fund 213  
Fund Type: D5 – Subfund: 2E4  
Fixed/Auction Rate Capital Asset Acquisition Bonds – Series “2002”  
MLK Furniture, Fixtures & Equipment - \$11,000,000

Project: 213423

Revenues:

2013-14

Programmed Cash Reserve, Series A

\$2,000

Expenditures:

Arbitrage Rebate Services

\$2,000

Special Oblig. Bonds – Fixed/Auction Rate Cap. Asset Acquisition Bds – Series 2002 – Fund 213  
Fund Type: D5 – Subfund: 2E4  
Fixed/Auction Rate Capital Asset Acquisition Bonds – Series “2002”  
Golf Club of Miami - Renovations - \$6,400,000

Project: 213424

Revenues:

2013-14

Programmed Cash Reserve, Series A

\$2,000

Expenditures:

Arbitrage Rebate Services

\$2,000

Special Oblig. Bonds – Fixed/Auction Rate Cap. Asset Acquisition Bds – Series 2002 – Fund 213  
Fund Type: D5 – Subfund: 2E4  
Fixed/Auction Rate Capital Asset Acquisition Bonds – Series “2002”  
Fire Department - Fleet Replacement - \$12,850,000

Project: 213425

Revenues:

2013-14

Programmed Cash Reserve, Series A

\$2,000

Expenditures:

Arbitrage Rebate Services

\$2,000

Special Oblig. Bonds – Fixed/Auction Rate Cap. Asset Acquisition Bds – Series 2002 – Fund 213  
Fund Type: D5 – Subfund: 2E4  
Fixed/Auction Rate Capital Asset Acquisition Bonds – Series “2002”  
Park & Recreation - Construction of Crandon Clubhouse \$7 Million  
and Metro Zoo Aviary \$2 Million

Project: 213426

Revenues:

2013-14

Programmed Cash Reserve, Series A (Aviary)

\$2,000

Programmed Cash Reserve, Series A (Club)

2,000

Total

\$4,000

Expenditures:

General and Administrative Expenses

\$2,000

Arbitrage Rebate Services

2,000

Total

\$4,000

Special Oblig. Bonds – Fixed/Auction Rate Cap. Asset Acquisition Bds – Series “2002” – Fund 213  
Fund Type: D5 – Subfund: 2E4  
Fixed/Auction Rate Capital Asset Acquisition Bonds – Series “2002”  
Building Dept. - Renovation Miami-Dade Permitting & Inspection Ctr. Bldg - \$3.9M

Project: 213428

<u>Revenues:</u>	<u>2013-14</u>
Programmed Cash Reserve, Series A	<u>\$2,000</u>
<u>Expenditures:</u>	
Arbitrage Rebate Services	<u>\$2,000</u>

Special Oblig. Bonds – Fixed/Auction Rate Cap. Asset Acquisition Bds – Series 2002 – Fund 213  
Fund Type: D5 – Subfund: 2E4  
Fixed/Auction Rate Capital Asset Acquisition Bonds – Series “2002”  
Reserve Account for Series A Bonds

Project: 213429

<u>Revenues:</u>	<u>2013-14</u>
Programmed Surety Bond Reserve (Non-Cash)	<u>\$11,985,000</u>
<u>Expenditures:</u>	
Reserve for Future Debt Service	<u>\$11,985,000</u>

\$50 million Cap. Asset Acquisition Floating Rate (Muni-CPI)  
Fund Type: D5 – Subfund: 2E5  
ITD Mainframe \$3.7 million

Project: 213520

<u>Revenues:</u>	<u>2013-14</u>
Programmed Carryover	<u>\$2,000</u>
<u>Expenditures:</u>	
Arbitrage Rebate Services	<u>\$2,000</u>

\$50 million Cap. Asset Acquisition Floating Rate (Muni-CPI)  
Fund Type: D5 – Subfund: 2E5  
ITD Regatta \$5.2 Million

Project: 213521

<u>Revenues:</u>	<u>2013-14</u>
Programmed Carryover	<u>\$2,000</u>
<u>Expenditures:</u>	
Arbitrage Rebate Services	<u>\$2,000</u>

\$50 million Cap. Asset Acquisition Floating Rate (Muni-CPI)  
Fund Type: D5 – Subfund: 2E5  
Public Work-97th Ave Flyover \$9 Million

Project: 213522

<u>Revenues:</u>	<u>2013-14</u>
Programmed Carryover	\$153,000
Transfer from Redemption Account (Project 213530)	5,249,000
Transfer Revenue /SWAP (Project 213528)	<u>1,044,000</u>
Total	<u>\$6,446,000</u>
<u>Expenditures:</u>	
Principal Payments on Bonds, Series A	\$6,119,000
Interest Payments on Bonds, Series A	306,000
Reserve for Future Debt Service, Series A	2,000
General and Administrative Expenses	1,000
Arbitrage Rebate Services	2,000
Transfer to Bond Administration (Fund 030, Subfund 031)	<u>16,000</u>
Total	<u>\$6,446,000</u>

**\$50 million Cap. Asset Acquisition Floating Rate (Muni-CPI)**  
**Fund Type: D5 – Subfund: 2E5**  
**MLK Building \$4 Million**

**Project: 213523**

**Revenues:**

**2013-14**

Programmed Carryover	\$68,000
Transfer from Redemption Account (Project 213530)	2,333,000
Transfer Revenue /SWAP (Project 213528)	467,000
Total	<b><u>\$2,868,000</u></b>

**Expenditures:**

Principal Payments on Bonds, Series A	\$2,720,000
Interest Payments on Bonds, Series A	136,000
Reserve for Future Debt Service, Series A	2,000
General and Administrative Expenses	1,000
Arbitrage Rebate Services	2,000
Transfer to Bond Administration (Fund 030, Subfund 031)	7,000
Total	<b><u>\$2,868,000</u></b>

**\$50 million Cap. Asset Acquisition Floating Rate (Muni-CPI)**  
**Fund Type: D5 – Subfund: 2E5**  
**Correction Department - Fire System Improvement \$8 Million**

**Project: 213524**

**Revenues:**

**2013-14**

Programmed Carryover	\$136,000
Transfer from Redemption Account (Project 213530)	4,666,000
Transfer Revenue /SWAP (Project 213528)	928,000
Total	<b><u>\$5,730,000</u></b>

**Expenditures:**

Principal Payments on Bonds, Series A	\$5,439,000
Interest Payments on Bonds, Series A	272,000
Reserve for Future Debt Service, Series A	2,000
General and Administrative Expenses	1,000
Arbitrage Rebate Services	2,000
Transfer to Bond Administration (Fund 030, Subfund 031)	14,000
Total	<b><u>\$5,730,000</u></b>

**\$50 million Cap. Asset Acquisition Floating Rate (Muni-CPI)**  
**Fund Type: D5 – Subfund: 2E5**  
**Fire Department Air Rescue Helicopter \$8 Million**

**Project: 213525**

**Revenues:**

**2013-14**

Programmed Carryover	\$132,000
Transfer from Redemption Account (Project 213530)	4,531,000
Transfer Revenue /SWAP Project (213528)	903,000
Total	<b><u>\$5,566,000</u></b>

**Expenditures:**

Principal Payments on Bonds, Series A	\$5,283,000
Interest Payments on Bonds, Series A	264,000
Reserve for Future Debt Service, Series A	2,000
General and Administrative Expenses	1,000
Arbitrage Rebate Services	2,000
Transfer to Bond Administration (Fund 030, Subfund 031)	14,000
Total	<b><u>\$5,566,000</u></b>

**\$50 million Cap. Asset Acquisition Floating Rate (Muni-CPI)**  
**Fund Type: D5 – Subfund: 2E5**  
**Fire Department Fleet Replacement \$8 Million**

**Project: 213526**

<b><u>Revenues:</u></b>	<b><u>2013-14</u></b>
Programmed Carryover	\$136,000
Transfer from Redemption Account (Project 213530)	4,666,000
Transfer Revenue /SWAP (Project 213528)	<u>928,000</u>
Total	<u>\$5,730,000</u>

<b><u>Expenditures:</u></b>	
Principal Payments on Bonds, Series A	\$5,439,000
Interest Payments on Bonds, Series A	272,000
Reserve for Future Debt Service, Series A	2,000
General and Administrative Expenses	1,000
Arbitrage Rebate Services	2,000
Transfer to Bond Administration (Fund 030, Subfund 031)	<u>14,000</u>
Total	<u>\$5,730,000</u>

**\$50 million Cap. Asset Acquisition Floating Rate (Muni-CPI)**  
**Fund Type: D5 – Subfund: 2E5**  
**Answer Center Tech \$3 Million**

**Project: 213527**

<b><u>Revenues:</u></b>	<b><u>2013-14</u></b>
Programmed Carryover	<u>\$3,000</u>

<b><u>Expenditures:</u></b>	
General and Administrative Expenses	\$1,000
Arbitrage Rebate Services	<u>2,000</u>
Total	<u>\$3,000</u>

**\$50 million Cap. Asset Acquisition Floating Rate (Muni-CPI)**  
**Fund Type: D5 – Subfund: 2E5**  
**REVENUE-SWAP ACCOUNT**

**Project: 213528**

<b><u>Revenues:</u></b>	<b><u>2013-14</u></b>
Programmed Carryover Swap Receipts	<u>\$4,270,000</u>

<b><u>Expenditures:</u></b>	
Transfer to Debt Service Projects, Series 04A	<u>\$4,270,000</u>

**\$50 million Cap. Asset Acquisition Floating Rate (Muni-CPI)**  
**Fund Type: D5 – Subfund: 2E5**  
**Reserve Account**

**Project: 213529**

<b><u>Revenues:</u></b>	<b><u>2013-14</u></b>
Programmed Surety Reserve (Non-Cash)	<u>\$5,000,000</u>

<b><u>Expenditures:</u></b>	
Reserve for Future Debt Service Non-Cash	<u>\$5,000,000</u>

**\$50 million Cap. Asset Acquisition Floating Rate (Muni-CPI)**  
**Fund Type: D5 – Subfund: 2E5**  
**Redemption Account**

**Project: 213530**

<b><u>Revenues:</u></b>	<b><u>2013-14</u></b>
Programmed Cash Carryover	<u>\$21,445,000</u>

<b><u>Expenditures:</u></b>	
Transfer to Project 213522	\$5,249,000
Transfer to Project 213523	2,333,000
Transfer to Project 213524	4,666,000
Transfer to Project 213525	4,531,000
Transfer to Project 213526	<u>4,666,000</u>
Total	<u>\$21,445,000</u>

**\$75 million Cap. Asset Acquisition Fixed Rate Special Obligation Bonds – Series “2004B” – Fund 213**  
**Fund Type: D5 – Subfund: 2E6**  
**Elections Building \$11.7 Million**

**Project: 213620**

<b><u>Revenues:</u></b>	<b><u>2013-14</u></b>
Programmed Cash Carryover	\$223,000
Transfer from Capital Outlay Reserve (Fund 310, Subfund 313)	<u>862,000</u>
Total	<u>\$1,085,000</u>

<b><u>Expenditures:</u></b>	
Principal Payments on Bonds, Series B	\$420,000
Interest Payments on Bonds, Series B	446,000
Reserve for Future Debt Service, Series B	214,000
General and Administrative Expenses	1,000
Arbitrage Rebate Services	2,000
Transfer to Bond Administration (Fund 030, Subfund 031)	<u>2,000</u>
Total	<u>\$1,085,000</u>

**\$75 million Cap. Asset Acquisition Fixed Rate Special Obligation Bonds – Series “2004B” – Fund 213**  
**Fund Type: D5 – Subfund: 2E6**  
**Courthouse Façade Proj \$15 Million**

**Project: 213621**

<b><u>Revenues:</u></b>	<b><u>2013-14</u></b>
Programmed Cash Carryover	\$217,000
Transfer from Capital Outlay Reserve (Fund 310, Subfund 313)	<u>1,158,000</u>
Total	<u>\$1,375,000</u>

<b><u>Expenditures:</u></b>	
Principal Payments on Bonds, Series B	\$735,000
Interest Payments on Bonds, Series B	433,000
Reserve for Future Debt Service, Series B	201,000
General and Administrative Expenses	1,000
Arbitrage Rebate Services	2,000
Transfer to Bond Administration (Fund 030, Subfund 031)	<u>3,000</u>
Total	<u>\$1,375,000</u>

**\$75 million Cap. Asset Acquisition Fixed Rate Special Obligation Bonds – Series “2004B” – Fund 213**  
**Fund Type: D5 – Subfund: 2E6**  
**Answer Center \$3.9 Million**

**Project: 213622**

<b><u>Revenues:</u></b>	<b><u>2013-14</u></b>
Programmed Carryover	\$69,000
Transfer from Capital Outlay Reserve (Fund 310, Subfund 313)	<u>270,000</u>
Total	<u>\$339,000</u>

<b><u>Expenditures:</u></b>	
Principal Payments on Bonds, Series B	\$130,000
Interest Payments on Bonds, Series B	139,000
Reserve for Future Debt Service, Series B	66,000
General and Administrative Expenses	1,000
Arbitrage Rebate Services	2,000
Transfer to Bond Administration (Fund 030, Subfund 031)	<u>1,000</u>
Total	<u>\$339,000</u>

**\$75 million Cap. Asset Acquisition Fixed Rate Special Obligation Bonds – Series “2004B” – Fund 213**  
**Fund Type: D5 – Subfund: 2E6**  
**Answer Center - Technology \$10.806 Million**

**Project: 213623**

<b><u>Revenues:</u></b>	<b><u>2013-14</u></b>
Programmed Carryover	<u>\$2,000</u>

<b><u>Expenditures:</u></b>	
Arbitrage Rebate Services	<u>\$2,000</u>

**\$75 million Cap. Asset Acquisition Fixed Rate Special Obligation Bonds – Series “2004B” – Fund 213**  
**Fund Type: D5 – Subfund: 2E6**  
**Golf Club of Miami \$4.6 Million**

**Project: 213624**

<b><u>Revenues:</u></b>	<b><u>2013-14</u></b>
Programmed Carryover	\$67,000
Transfer from Capital Outlay Reserve (Fund 310, Subfund 313)	<u>362,000</u>
Total	<u>\$429,000</u>
<b><u>Expenditures:</u></b>	
Principal Payments on Bonds, Series B	\$230,000
Interest Payments on Bonds, Series B	133,000
Reserve for Future Debt Service, Series B	62,000
General and Administrative Expenses	1,000
Arbitrage Rebate Services	2,000
Transfer to Bond Administration (Fund 030, Subfund 031)	<u>1,000</u>
Total	<u>\$429,000</u>

**\$75 million Cap. Asset Acquisition Fixed Rate Special Obligation Bonds – Series “2004B” – Fund 213**  
**Fund Type: D5 – Subfund: 2E6**  
**UHF Radio Fire \$15 Million**

**Project: 213625**

<b><u>Revenues:</u></b>	<b><u>2013-14</u></b>
Programmed Cash Carryover	\$202,000
Transfer from Capital Outlay Reserve (Fund 310; Subfund 313)	<u>1,549,000</u>
Total	<u>\$1,751,000</u>
<b><u>Expenditures:</u></b>	
Principal Payments on Bonds, Series B	\$1,165,000
Interest Payments on Bonds, Series B	403,000
Reserve for Future Debt Service, Series B	176,000
General and Administrative Expenses	1,000
Arbitrage Rebate Services	2,000
Transfer to Bond Administration (Fund 030, Subfund 031)	<u>4,000</u>
Total	<u>\$1,751,000</u>

**\$75 million Cap. Asset Acquisition Fixed Rate Special Obligation Bonds – Series “2004B” – Fund 213**  
**Fund Type: D5 – Subfund: 2E6**  
**Correction Fire System \$1.180 Million**

**Project: 213626**

<b><u>Revenues:</u></b>	<b><u>2013-14</u></b>
Programmed Carryover	\$8,000
Transfer from Capital Outlay Reserve (Fund 310, Subfund 313)	<u>136,000</u>
Total	<u>\$144,000</u>
<b><u>Expenditures:</u></b>	
Principal Payments on Bonds, Series B	\$120,000
Interest Payments on Bonds, Series B	15,000
Reserve for Future Debt Service, Series B	5,000
General and Administrative Expenses	1,000
Arbitrage Rebate Services	2,000
Transfer to Bond Administration (Fund 030, Subfund 031)	<u>1,000</u>
Total	<u>\$144,000</u>

**\$75 million Cap. Asset Acquisition Fixed Rate Special Obligation Bonds – Series “2004B” – Fund 213**  
**Fund Type: D5 – Subfund: 2E6**  
**ADA Projects \$4.7 Million**

**Project: 213627**

<b><u>Revenues:</u></b>	<b><u>2013-14</u></b>
Programmed Carryover	\$68,000
Transfer from Capital Outlay Reserve (Fund 310, Subfund 313)	<u>360,000</u>
Total	<u>\$428,000</u>
<b><u>Expenditures:</u></b>	
Principal Payments on Bonds, Series B	\$225,000
Interest Payments on Bonds, Series B	136,000
Reserve for Future Debt Service, Series B	63,000
General and Administrative Expenses	1,000
Arbitrage Rebate Services	2,000
Transfer to Bond Administration (Fund 030, Subfund 031)	<u>1,000</u>
Total	<u>\$428,000</u>



**\$75 million Cap. Asset Acquisition Fixed Rate Special Obligation Bonds – Series “2004B” – Fund 213**  
**Fund Type: D5 – Subfund: 2E6 Reserve Account**

**Project: 213629**

<b><u>Revenues:</u></b>	<b><u>2013-14</u></b>
Programmed Surety Reserve (Non-Cash)	<u>\$4,375,000</u>

<b><u>Expenditures:</u></b>	
Reserve for Future Debt Service, Series 2004B (Non-Cash)	<u>\$4,375,000</u>

**\$240 million Cap. Asset Acquisition Fixed/Auction Rate Special Obligation Bonds – Series “2007” – Fund 213**  
**Fund Type: D5 – Subfund: 2E7**  
**\$87.690 mil Overtown I**

**Project: 213720**

<b><u>Revenues:</u></b>	<b><u>2013-14</u></b>
Programmed Cash Carryover	\$1,887,000
Transfer from ISD - Rent	<u>5,561,000</u>
Total	<u>\$7,448,000</u>

<b><u>Expenditures:</u></b>	
Principal Payments on Bonds, Series 07	\$1,810,000
Interest Payments on Bonds, Series 07	3,774,000
Reserve for Future Debt Service, Series 07	1,847,000
General and Administrative Expenses	1,000
Arbitrage Rebate Services	2,000
Transfer to Bond Administration (Fund 030, Subfund 031)	<u>14,000</u>
Total	<u>\$7,448,000</u>

**\$240 million Cap. Asset Acquisition Fixed/Auction Rate Special Obligation Bonds – Series “2007” – Fund 213**  
**Fund Type: D5 – Subfund: 2E7**  
**\$26.750 mil Overtown II**

**Project: 213721**

<b><u>Revenues:</u></b>	<b><u>2013-14</u></b>
Programmed Cash Carryover	\$605,000
Transfer from ISD	<u>1,797,000</u>
Total	<u>\$2,402,000</u>

<b><u>Expenditures:</u></b>	
Principal Payments on Bonds, Series 07	\$580,000
Interest Payments on Bonds, Series 07	1,210,000
Reserve for Future Debt Service, Series 07	605,000
General and Administrative Expenses	1,000
Arbitrage Rebate Services	2,000
Transfer to Bond Administration (Fund 030, Subfund 031)	<u>4,000</u>
Total	<u>\$2,402,000</u>

**\$240 million Cap. Asset Acquisition Fixed/Auction Rate Special Obligation Bonds – Series “2007” – Fund 213**  
**Fund Type: D5 – Subfund: 2E7**  
**\$26.110 mil Libraries**

**Project: 213722**

<b><u>Revenues:</u></b>	<b><u>2013-14</u></b>
Programmed Cash Carryover	\$542,000
Transfer from Library	<u>1,816,000</u>
Total	<u>\$2,358,000</u>

<b><u>Expenditures:</u></b>	
Principal Payments on Bonds, Series 07	\$740,000
Interest Payments on Bonds, Series 07	1,085,000
Reserve for Future Debt Service, Series 07	525,000
General and Administrative Expenses	1,000
Arbitrage Rebate Services	2,000
Transfer to Bond Administration (Fund 030, Subfund 031)	<u>5,000</u>
Total	<u>\$2,358,000</u>

**\$240 million Cap. Asset Acquisition Fixed/Auction Rate Special Obligation Bonds – Series “2007” – Fund 213**  
**Fund Type: D5 – Subfund: 2E7**  
**\$18.600 mil Purchase & Build Up TECO**

**Project: 213723**

<b><u>Revenues:</u></b>	<b><u>2013-14</u></b>
Programmed Carryover	\$400,000
Transfer from ISD	<u>1,184,000</u>
Total	<b><u>\$1,584,000</u></b>
<b><u>Expenditures:</u></b>	
Principal Payments on Bonds, Series 07	\$385,000
Interest Payments on Bonds, Series 07	801,000
Reserve for Future Debt Service, Series 07	392,000
General and Administrative Expenses	1,000
Arbitrage Rebate Services	2,000
Transfer to Bond Administration (Fund 030, Subfund 031)	<u>3,000</u>
Total	<b><u>\$1,584,000</u></b>

**\$240 million Cap. Asset Acquisition Fixed/Auction Rate Special Obligation Bonds – Series “2007” – Fund 213**  
**Fund Type: D5 – Subfund: 2E7**  
**\$ 4.785 mil ETSF Radio Towers Project**

**Project: 213724**

<b><u>Revenues:</u></b>	<b><u>2013-14</u></b>
Programmed Cash Carryover	\$94,000
Transfer from ITD	<u>382,000</u>
Total	<b><u>\$476,000</u></b>
<b><u>Expenditures:</u></b>	
Principal Payments on Bonds, Series 07	\$195,000
Interest Payments on Bonds, Series 07	188,000
Reserve for Future Debt Service, Series 07	89,000
General and Administrative Expenses	1,000
Arbitrage Rebate Services	2,000
Transfer to Bond Administration (Fund 030, Subfund 031)	<u>1,000</u>
Total	<b><u>\$476,000</u></b>

**\$240 million Cap. Asset Acquisition Fixed/Auction Rate Special Obligation Bonds – Series “2007” – Fund 213**  
**Fund Type: D5 – Subfund: 2E7**  
**\$ 10.335 mil Correction Fire System**

**Project: 213725**

<b><u>Revenues:</u></b>	<b><u>2013-14</u></b>
Programmed Cash Carryover	\$203,000
Transfer from Capital Outlay Reserve (Fund 310, Subfund 313)	<u>820,000</u>
Total	<b><u>\$1,023,000</u></b>
<b><u>Expenditures:</u></b>	
Principal Payments on Bonds, Series 07	\$420,000
Interest Payments on Bonds, Series 07	405,000
Reserve for Future Debt Service, Series 07	193,000
General and Administrative Expenses	1,000
Arbitrage Rebate Services	2,000
Transfer to Bond Administration (Fund 030, Subfund 031)	<u>2,000</u>
Total	<b><u>\$1,023,000</u></b>

**\$240 million Cap. Asset Acquisition Fixed/Auction Rate Special Obligation Bonds – Series “2007” – Fund 213**  
**Fund Type: D5 – Subfund: 2E7**  
**\$ 15.910 mil Hope VI**

**Project: 213726**

<b><u>Revenues:</u></b>	<b><u>2013-14</u></b>
Programmed Carryover	\$342,000
Transfer from Capital Outlay Reserve (Fund 310, Subfund 313)	<u>1,014,000</u>
Total	<b><u>\$1,356,000</u></b>
<b><u>Expenditures:</u></b>	
Principal Payments on Bonds, Series 07	\$330,000
Interest Payments on Bonds, Series 07	685,000
Reserve for Future Debt Service, Series 07	335,000
General and Administrative Expenses	1,000
Arbitrage Rebate Services	2,000
Transfer to Bond Administration (Fund 030, Subfund 031)	<u>3,000</u>
Total	<b><u>\$1,356,000</u></b>

**\$240 million Cap. Asset Acquisition Fixed/Auction Rate Special Obligation Bonds – Series “2007” – Fund 213**  
**Fund Type: D5 – Subfund: 2E7**  
**\$19.345 million New ISD Shop**

**Project: 213727**

<b><u>Revenues:</u></b>	<b><u>2013-14</u></b>
Programmed Carryover	\$402,000
Transfer from ISD	<u>1,347,000</u>
Total	<b><u>\$1,749,000</u></b>
<b><u>Expenditures:</u></b>	
Principal Payments on Bonds, Series 07	\$550,000
Interest Payments on Bonds, Series 07	804,000
Reserve for Future Debt Service, Series 07	389,000
General and Administrative Expenses	1,000
Arbitrage Rebate Services	2,000
Transfer to Bond Administration (Fund 030, Subfund 031)	<u>3,000</u>
Total	<b><u>\$1,749,000</u></b>

**\$240 million Cap. Asset Acquisition Fixed/Auction Rate Special Obligation Bonds – Series “2007” – Fund 213**  
**Fund Type: D5 – Subfund: 2E7**  
**100 S Biscayne Fix-Up**

**Project: 213728**

<b><u>Revenues:</u></b>	<b><u>2013-14</u></b>
Programmed Cash Carryover	<u>\$2,000</u>
<b><u>Expenditures:</u></b>	
Arbitrage Rebate Services	<u>\$2,000</u>

**\$240 million Cap. Asset Acquisition Fixed/Auction Rate Special Obligation Bonds – Series “2007” – Fund 213**  
**Fund Type: D5 – Subfund: 2E7 Reserve Account Surety Bond**

**Project: 213730**

<b><u>Revenues:</u></b>	<b><u>2013-14</u></b>
Programmed Surety Reserve (Non-Cash)	<u>\$16,214,000</u>
<b><u>Expenditures:</u></b>	
Reserve for Future Debt Service, Series 07 - (Non-Cash)	<u>\$16,214,000</u>

**\$138 million Cap. Asset Acquisition Fixed Special Obligation Bonds – Series “2009A” – Fund 213**  
**Fund Type: D5 – Subfund: 2E7**  
**\$45 million - PHT Tax Exempt**

**Project: 213820**

<b><u>Revenues:</u></b>	<b><u>2013-14</u></b>
Programmed Cash Carryover	\$991,000
Transfer from Capital Outlay Reserve (Fund 310, Subfund 313)	<u>3,841,000</u>
Total	<b><u>\$4,832,000</u></b>
<b><u>Expenditures:</u></b>	
Principal Payments on Bonds, Series 09A	\$1,890,000
Interest Payments on Bonds, Series 09A	1,982,000
Reserve for Future Debt Service, Series 09A	948,000
Arbitrage Rebate Services	2,000
Transfer to Bond Administration (Fund 030, Subfund 031)	<u>10,000</u>
Total	<b><u>\$4,832,000</u></b>

**\$138 million Cap. Asset Acquisition Fixed Special Obligation Bonds – Series "2009A" – Fund 213**  
**Fund Type: D5 – Subfund: 2E7**  
**\$4.265 million - Light Speed Project (Tax Exempt)**

**Project: 213821**

<b><u>Revenues:</u></b>	<b><u>2013-14</u></b>
Programmed Cash Carryover	\$72,000
Transfer from ISD	<u>473,000</u>
Total	<b><u>\$545,000</u></b>
<b><u>Expenditures:</u></b>	
Principal Payments on Bonds, Series 09A	\$335,000
Interest Payments on Bonds, Series 09A	143,000
Reserve for Future Debt Service, Series 09A	64,000
Arbitrage Rebate Services	2,000
Transfer to Bond Administration (Fund 030, Subfund 031)	<u>1,000</u>
Total	<b><u>\$545,000</u></b>

**\$138 million Cap. Asset Acquisition Fixed Special Obligation Bonds – Series "2009A" – Fund 213**  
**Fund Type: D5 – Subfund: 2E7**  
**\$6.795 million - Cyber Project (Tax Exempt)**

**Project: 213822**

<b><u>Revenues:</u></b>	<b><u>2013-14</u></b>
Programmed Carryover	\$100,000
Transfer from Capital Outlay Reserve (Fund 310, Subfund 313)	<u>862,000</u>
Total	<b><u>\$962,000</u></b>
<b><u>Expenditures:</u></b>	
Principal Payments on Bonds, Series 09A	\$675,000
Interest Payments on Bonds, Series 09A	199,000
Reserve for Future Debt Service, Series 09A	84,000
Arbitrage Rebate Services	2,000
Transfer to Bond Administration (Fund 030, Subfund 031)	<u>2,000</u>
Total	<b><u>\$962,000</u></b>

**\$138 million Cap. Asset Acquisition Fixed Special Obligation Bonds – Series "2009A" – Fund 213**  
**Fund Type: D5 – Subfund: 2E7**  
**\$5.065 million - West Lot Project (Tax Exempt)**

**Project: 213823**

<b><u>Revenues:</u></b>	<b><u>2013-14</u></b>
Programmed Carryover	\$86,000
Transfer from ISD	<u>749,000</u>
Total	<b><u>\$835,000</u></b>
<b><u>Expenditures:</u></b>	
Principal Payments on Bonds, Series 09A	\$585,000
Interest Payments on Bonds, Series 09A	173,000
Reserve for Future Debt Service, Series 09A	73,000
Arbitrage Rebate Services	2,000
Transfer to Bond Administration (Fund 030, Subfund 031)	<u>2,000</u>
Total	<b><u>\$835,000</u></b>

**\$138 million Cap. Asset Acquisition Fixed Special Obligation Bonds – Series "2009A" – Fund 213**  
**Fund Type: D5 – Subfund: 2E7**  
**\$2.725 million - Project Close-Out Costs Project (Tax Exempt)**

**Project: 213824**

<b><u>Revenues:</u></b>	<b><u>2013-14</u></b>
Programmed Carryover	\$40,000
Transfer from Capital Outlay Reserve (Fund 310, Subfund 313)	269,000
Transfer from ISD	<u>83,000</u>
Total	<b><u>\$392,000</u></b>
<b><u>Expenditures:</u></b>	
Principal Payments on Bonds, Series 09A	\$275,000
Interest Payments on Bonds, Series 09A	80,000
Reserve for Future Debt Service, Series 09A	34,000
Arbitrage Rebate Services	2,000
Transfer to Bond Administration (Fund 030, Subfund 031)	<u>1,000</u>
Total	<b><u>\$392,000</u></b>

**\$138 million Cap. Asset Acquisition Fixed Special Obligation Bonds – Series “2009A” – Fund 213**  
**Fund Type: D5 – Subfund: 2E7**  
**Debt Service Reserve Fund - Series 2009A (Tax Exempt) Bonds**

**Project: 213825**

**Revenues:**

**2013-14**

Programmed Cash Reserve - Tax Exempt - Series 2009A Bonds

**\$4,699,000**

**Expenditures:**

Reserve for Future Debt Service, Tax Exempt Series 2009A Bonds

**\$4,699,000**

**\$44.595 million Cap. Asset Acquisition Fixed Special Obligation Bonds – BABs Series “2009B” – Fund 213**  
**Fund Type: D5 – Subfund: 2E7**  
**\$22.850 million - West Lot Project (BABs Taxable)**

**Project: 213830**

**Revenues:**

**2013-14**

Federal Subsidy Receipts  
Programmed Federal Subsidy Reserve  
Programmed Cash Reserve  
Transfer from ISD

\$500,000  
274,000  
509,000  
1,074,000

Total

**\$2,357,000**

**Expenditures:**

Interest Payments on Bonds, Series 09B  
Reserve for Future Debt Service, Series 09B  
Arbitrage Rebate Services  
Transfer to Bond Administration (Fund 030, Subfund 031)

\$1,566,000  
783,000  
2,000  
6,000

Total

**\$2,357,000**

**\$44.595 million Cap. Asset Acquisition Fixed Special Obligation Bonds – BABs Series “2009B” – Fund 213**  
**Fund Type: D5 – Subfund: 2E7**  
**\$13.345 million - Light Speed Project (BABs Taxable)**

**Project: 213831**

**Revenues:**

**2013-14**

Federal Subsidy Receipts  
Programmed Cash Carryover  
Programmed Federal Subsidy Reserve  
Transfer from ISD

\$294,000  
299,000  
161,000  
631,000

Total

**\$1,385,000**

**Expenditures:**

Interest Payments on Bonds, Series 09B  
Reserve for Future Debt Service, Series 09B  
Arbitrage Rebate Services  
Transfer to Bond Administration (Fund 030, Subfund 031)

\$921,000  
460,000  
2,000  
2,000

Total

**\$1,385,000**

**\$44.595 million Cap. Asset Acquisition Fixed Special Obligation Bonds – BABs Series “2009B” – Fund 213**  
**Fund Type: D5 – Subfund: 2E7**  
**\$8.4million - Project Close-Out Project (BABs Taxable)**

**Project: 213832**

**Revenues:**

**2013-14**

Federal Subsidy Receipts  
Programmed Federal Subsidy Reserve  
Programmed Cash Reserve  
Transfer from ISD  
Transfer from Capital Outlay Reserve (Fund 310, Subfund 313)

\$184,000  
101,000  
186,000  
90,000  
302,000

Total

**\$863,000**

**Expenditures:**

Interest Payments on Bonds, Series 09B  
Reserve for Future Debt Service, Series 09B  
Arbitrage Rebate Services  
Transfer to Bond Administration (Fund 030, Subfund 031)

\$573,000  
287,000  
2,000  
1,000

Total

**\$863,000**

**\$44,595 million Cap. Asset Acquisition Fixed Special Obligation Bonds –Series 2009B - Fund 213**  
**Fund Type: D5 – Subfund: 2E7**  
**Debt Service Reserve Fund - Taxable BABs**

**Project: 213835**

<b><u>Revenues:</u></b>	<b><u>2013-14</u></b>
Programmed Cash Reserve - BABs - Series 2009B Bonds	<u>\$4,500,000</u>

<b><u>Expenditures:</u></b>	
Reserve for Future Debt Service, BABs - Series 2009B Bonds	<u>\$4,500,000</u>

**Capital Asset Acquisition Special Obligation Tax Exempt Bonds – Series “2010A” – Fund 213**  
**Fund Type: D5 – Subfund: 2F1**  
**Debt Service Fund - Series 2010A (Tax Exempt Bonds) Overtown II**

**Project: 213920**

<b><u>Revenues</u></b>	<b><u>2013-14</u></b>
Cash Carryover - Accrued Interest Proceeds	\$203,000
Transfer from ISD (Overtown II Project) (87%)	<u>1,909,000</u>
Total	<u>\$2,112,000</u>

<b><u>Expenditures</u></b>	
Principal Payments Bonds - Overtown II Project (87%)	\$1,528,000
Interest Payments on Bonds - Overtown II Project (87%)	405,000
Reserve For Debt Service - Tax Exempt Series 2010A Bonds	172,000
General and Administrative Expenses	1,000
Arbitrage Rebate Services	1,000
Transfer to Bond Administration (Fund 030, Subfund 031)	<u>5,000</u>
Total	<u>\$2,112,000</u>

**Capital Asset Acquisition Special Obligation Tax Exempt Bonds – Series “2010A” – Fund 213**  
**Fund Type: D5 – Subfund: 2F1**  
**Debt Service Reserve Fund - Series 2010A (Tax Exempt) Bonds**

**Project: 213922**

<b><u>Revenues:</u></b>	<b><u>2013-14</u></b>
Programmed Cash Reserve - Tax Exempt - Series 2010A Bonds	<u>\$1,250,000</u>

<b><u>Expenditures:</u></b>	
Reserve for Future Debt Service, Tax Exempt Series 2010A Bonds	<u>\$1,250,000</u>

**Capital Asset Acquisition Special Obligation Taxable (BABs) – Series “2010B” – Fund 213**  
**Fund Type: D5 – Subfund: 2F1**  
**Debt Service Fund - Series 2010B BABs Bonds- Overtown II**

**Project: 213923**

<b><u>Revenues</u></b>	<b><u>2013-14</u></b>
Programmed Cash Carryover	\$1,304,000
Transfer from ISD - Overtown II Project (87%)	2,741,000
Programmed Federal Subsidy Reserve	702,000
Federal Subsidy Receipts	<u>1,282,000</u>
Total	<u>\$6,029,000</u>

<b><u>Expenditures</u></b>	
Interest Payments on Bonds - Overtown II Project (87%)	\$4,011,000
Reserve For Debt Service - BABs Series 2010B Bonds (Overtown II Project)	2,006,000
General and Administrative Expenses	1,000
Arbitrage Rebate Services	1,000
Transfer to Bond Administration (Fund 030, Subfund 031)	<u>10,000</u>
Total	<u>\$6,029,000</u>

**Capital Asset Acquisition Special Obligation Taxable Bonds – Series “2010B” – Fund 213**  
**Fund Type: D5 – Subfund: 2F1**  
**Debt Service Reserve Fund - Series 2010B Taxable BABs**

**Project: 213925**

<b><u>Revenues:</u></b>	<b><u>2013-14</u></b>
Programmed Cash Reserve - BABs - Series 2010B Bonds	<u>\$5,583,000</u>

<b><u>Expenditures:</u></b>	
Reserve for Future Debt Service, BABs - Series 2010B Bonds	<u>\$5,583,000</u>

**Capital Asset Acquisition Special Obligation Taxable – Series “2010C” – Fund 213**  
**Fund Type: D5 – Subfund: 2F1**  
**Debt Service Fund - Series 2010C (Taxable) Bonds - Scott Carver/Hope VI Project**

**Project: 213926**

**Revenues**

**2013-14**

Transfer from Capital Outlay Reserve (Fund 310, Subfund 313)

**\$14,044,000**

**Expenditures**

Interest Payments on Series 2010 C Bonds

\$14,006,000

General and Administrative Expenses

1,000

Arbitrage Rebate Services

2,000

Transfer to Bond Administration (Fund 030, Subfund 031)

**35,000**

Total

**\$14,044,000**

**Capital Asset Acquisition Special Obligation Bonds, Series 2011A and**  
**(Baseball Project) – Fund 213**

**Fund Type: D5 – Subfund: 2F2**

**Debt Service Fund - Series 2011 A&B Bonds- Baseball Project**

**Project: 213930**

**Revenues**

**2013-14**

Cash Carryover

\$668,000

Transfer from Capital Outlay Reserve (Fund 310, Subfund 313)

**2,245,000**

Total

**\$2,913,000**

**Expenditures**

Principal Payment on Series 2011B Bonds

\$910,000

Interest Payments on Series 2011 A Bonds

1,126,000

Interest Payments on Series 2011 B Bonds

210,000

Reserve For Future Debt Service

659,000

Arbitrage Rebate Services

2,000

Transfer to Bond Administration (Fund 030, Subfund 031)

**6,000**

Total

**\$2,913,000**

**Special Oblig. Notes-Series "2008 A"- Fund 214**

**Fund Type: D6 – Subfund: 2N1**

**Coral Gables Courthouse- \$3,675,000**

**Project: 214101**

**Revenues:**

**2013-14**

Transfer from Administrative Office of the Courts

\$574,000

Programmed Cash Reserve

**74,000**

Total

**\$648,000**

**Expenditures:**

Principal Payments on Notes

\$432,000

Interest Payments on Notes

147,000

Reserve for Future Debt Service

65,000

General and Administrative Expenses

1,000

Arbitrage Rebate Services

2,000

Transfer to Bond Administration (Fund 030, Subfund 031)

**1,000**

Total

**\$648,000**

**Special Oblig. Notes-Series "2008 A"- Fund 214**  
**Fund Type: D6 – Subfund: 2N1**  
**Golf Club of Miami-Renovations-\$2,500,000**

**Project: 214102**

<u>Revenues:</u>	<u>2013-14</u>
Programmed Cash Reserve	\$50,000
Transfer from Parks Golf Operations (Fund 040, Subfund 001)	392,000
Total	<u>\$442,000</u>

<u>Expenditures:</u>	
Principal Payments on Notes	\$294,000
Interest Payments on Notes	100,000
Reserve for Future Debt Service	44,000
General and Administrative Expenses	1,000
Arbitrage Rebate Services	2,000
Transfer to Bond Administration (Fund 030, Subfund 031)	1,000
Total	<u>\$442,000</u>

**Special Oblig. Notes-Series "2008 A"- Fund 214**  
**Fund Type: D6 – Subfund: 2N1**  
**Fire Department- Fleet Replacement- \$975,000**

**Project: 214103**

<u>Revenues:</u>	<u>2013-14</u>
Programmed Cash Reserve	\$20,000
Transfer from Fire Rescue Department (Fund 011, Subfund 111)	155,000
Total	<u>\$175,000</u>

<u>Expenditures:</u>	
Principal Payments on Notes	\$115,000
Interest Payments on Notes	39,000
Reserve for Future Debt Service	17,000
General and Administrative Expenses	1,000
Arbitrage Rebate Services	2,000
Transfer to Bond Administration (Fund 030, Subfund 031)	1,000
Total	<u>\$175,000</u>

**Special Oblig. Notes-Series "2008 A"- Fund 214**  
**Fund Type: D6 – Subfund: 2N1**  
**Parks & Recreation- Construction of Crandon Clubhouse- \$4,125,000**

**Project: 214104**

<u>Revenues:</u>	<u>2013-14</u>
Programmed Cash Reserve	\$83,000
Transfer from Professional Sports Franchise Tax Revenue - Revenue Fund (Project 205800)	644,000
Total	<u>\$727,000</u>

<u>Expenditures:</u>	
Principal Payments on Notes	\$485,000
Interest Payments on Notes	165,000
Reserve for Future Debt Service	73,000
General and Administrative Expenses	1,000
Arbitrage Rebate Services	2,000
Transfer to Bond Administration (Fund 030, Subfund 031)	1,000
Total	<u>\$727,000</u>



**Special Obliq. Notes-Series "2008 B"- Fund 214**  
**Fund Type: D6 – Subfund: 2N1**  
**Coast Guard- \$17,450,000**

**Project: 214105**

**Revenues:**

**2013-14**

Programmed Cash Reserve	\$390,000
Transfer from Capital Outlay Reserve (Fund 310, Subfund 313)	785,000
Total	<u>\$1,175,000</u>

**Expenditures:**

Interest Payments on Notes	\$780,000
Reserve for Future Debt Service	390,000
General and Administrative Expenses	1,000
Arbitrage Rebate Services	2,000
Transfer to Bond Administration (Fund 030, Subfund 031)	2,000
Total	<u>\$1,175,000</u>

**\$2 Million Sunshine State Governmental Financing Commission Loan**  
**Miami-Dade County, Florida Crandon Tennis Center Retractable Bleachers**  
**Fund 292 – Loan Agreements**  
**Fund Type: D9 – Subfund: 2L6**

**Project: 292600**

**Revenues:**

**2013-14**

Transfer from Capital Outlay Reserve (Fund 310, Subfund 313)	<u>\$206,000</u>
--	------------------

**Expenditures:**

Principal Payment on Loan	\$189,000
Interest Payments on Loan	17,000
Total	<u>\$206,000</u>

**\$25 Million U.S. HUD Loan**  
**Parrot Jungle and Gardens of Watson Island Loan Agreement**  
**Fund 292 – Loan Agreements**  
**Fund Type: D9 – Subfund: 2L7 QSE108**

**Project: QSE108**

**Revenues:**

**2013-14**

Transfer from (Fund 750, Subfund 759, Project QSE108)	<u>\$2,104,000</u>
---	--------------------

**Expenditures:**

Principal Payments on Loan	\$1,945,000
Interest Payments on Loan	159,000
Total	<u>\$2,104,000</u>

**\$5 Million U.S. HUD Loan**  
**BEDI Loan Agreement**  
**Fund 292 – Loan Agreements**  
**Fund Type: D9 – Subfund: 2L9**

**Project: 292900**

**Revenues:**

**2013-14**

Transfer from Fund 750, Subfund 759, Project Q0BED	<u>\$155,000</u>
--	------------------

**Expenditures:**

Principal Payment on Loan	\$138,000
Interest Payments on Loan	17,000
Total	<u>\$155,000</u>

**\$40 Million U.S. HUD Loan**  
**EDI Loan Agreement**  
**Fund 292 – Loan Agreements**  
**3**

**Project: 292901**

<b><u>Revenues:</u></b>	<b><u>2013-14</u></b>
Revenue from EDI Trust Account	<u>\$2,131,000</u>
<b><u>Expenditures:</u></b>	
Principal Payment on Loan, Series 01	\$556,000
Interest Payments on Loan, Series 01	66,000
Principal Payment on Loan, Series 04	300,000
Interest Payments on Loan, Series 04	299,000
Principal Payments on Loan, Series 06	400,000
Interest Payments on Loan, Series 06	<u>510,000</u>
Total	<u>\$2,131,000</u>

**\$10 Million Sunshine State Governmental Financing Commission**  
**Miami-Dade County, Florida – Series 2011D Naranja Lakes**  
**Fund 292 – Loan Agreements**  
**Fund Type: D9 Subfund 2L8**

**Project: 298400**

<b><u>Revenues:</u></b>	<b><u>2013-14</u></b>
Transfer from Fund Type TF Fund 600 Subfund 607 Project 640TNL	<u>\$1,570,000</u>
<b><u>Expenditures:</u></b>	
Principal Payment on Loan	\$1,290,000
Interest Payments on Loan	212,000
General and Administrative Expenses	<u>68,000</u>
Total	<u>\$1,570,000</u>

**\$247.6 Million Sunshine State Governmental Financing Commission**  
**Miami-Dade County, Florida, Series 2011A Various Projects (\$71 million)**  
**Fund 292 – Loan Agreements**  
**Fund Type: D9 Subfund 2L8**

**Project: 298500**

<b><u>Revenues:</u></b>	<b><u>2013-14</u></b>
Transfer from Park and Recreation (Fund 040, Subfund 003)	\$414,000
Transfer from Convention Development Tax Revenue Fund (206300)	1,118,000
Transfer from Internal Services Department (Fund 060, Subfund 005)	494,000
Transfer from Capital Outlay Reserve (Fund 310, Subfund 313)	<u>2,969,000</u>
Total	<u>4,995,000</u>
<b><u>Expenditures:</u></b>	
Principal Payment on Loan	\$4,186,000
Interest Payments on Loan	803,000
General and Administrative Expenses	<u>6,000</u>
Total	<u>\$4,995,000</u>

**\$247.6 Million Sunshine State Governmental Financing Commission**  
**Miami-Dade County, Florida, Series 2011A – PHT Equipment (\$56.2 Million)**  
**Fund 292 – Loan Agreements**  
**Fund Type: D9 Subfund 2L8**

**Project: 298501**

<b><u>Revenues:</u></b>	<b><u>2013-14</u></b>
Transfer from Capital Outlay Reserve (Fund 310; Subfund 313)	<u>\$5,168,000</u>
<b><u>Expenditures:</u></b>	
Principal Payment on Loan 1	\$4,305,000
Interest Payments on Loan 1	856,000
General and Administrative Expenses	<u>7,000</u>
Total	<u>\$5,168,000</u>

**\$247.6 Million Sunshine State Governmental Financing Commission**  
**Miami-Dade County, Florida, Series 2011A (\$100 Million)**  
**Fund 292 – Loan Agreements**  
**Fund Type: D9 Subfund 2L8**

**Project: 298502**

<b><u>Revenues:</u></b>	<b><u>2013-14</u></b>
Transfer from Convention Development Tax Revenue Fund (Project 206300)	\$2,870,000
Transfer from Fire Rescue Department (Fire Station Demolition and Construction)	1,778,000
Transfer from Capital Outlay Reserve (Fund 310, Subfund 313) Fire Boat	115,000
Transfer from Capital Outlay Reserve (Fund 310, Subfund 313) Helicopter	1,171,000
Transfer from Capital Outlay Reserve (Fund 310, Subfund 313) PHT Infrass	<u>1,254,000</u>
Total	<u>\$7,188,000</u>
<b><u>Expenditures:</u></b>	
Principal Payment on Loan	\$4,451,000
Interest Payments on Loan	2,728,000
General and Administrative Expenses	<u>9,000</u>
Total	<u>\$7,188,000</u>

**\$247.6 Million Sunshine State Governmental Financing Commission**  
**Miami-Dade County, Florida, Series 2011A (\$52 Million)**  
**Fund 292 – Loan Agreements**  
**Fund Type: D9 Subfund 2L8**

**Project: 298503**

<b><u>Revenues:</u></b>	<b><u>2013-14</u></b>
Transfer from CDT Revenue Fund (Project 206300)	\$1,035,000
Transfer from Project Capital Outlay Reserve (Fund 310, Subfund 313) Housing	718,000
Transfer from Capital Outlay Reserve (Fund 310, Subfund 313) Elections/Optical Scanning	880,000
Transfer from Capital Outlay Reserve (Fund 310, Subfund 313) Light Emitting Diodes	951,000
Transfer from Capital Outlay Reserve (Fund 310, Subfund 313) Cyber Security	690,000
Transfer from Parks - Marina	<u>370,000</u>
Total	<u>\$4,644,000</u>
<b><u>Expenditures:</u></b>	
Principal Payment on Loan	\$3,234,000
Interest Payments on Loan	1,403,000
General and Administrative Expenses	<u>7,000</u>
Total	<u>\$4,644,000</u>

**Quality Neighborhood Improvement Program**  
**Phase III Pay As You Go**  
**(Fund CO 310, Subfund 312)**

<b><u>Revenues</u></b>	<b><u>Prior Years</u></b>	<b><u>FY 2013-14</u></b>	<b><u>Future Years</u></b>	<b><u>Total</u></b>
Transfer from General Fund	<u>\$3,608,000</u>	<u>\$0</u>	<u>\$0</u>	<u>\$3,608,000</u>
<b><u>Expenditures</u></b>				
Parks, Recreation and Open Spaces	\$1,427,000	\$0	\$0	\$1,427,000
Public Works and Waste Management Projects	2,078,000	2,000	0	2,080,000
Other Legally Eligible Project Costs	<u>0</u>	<u>101,000</u>	<u>0</u>	<u>101,000</u>
Total	<u>\$3,505,000</u>	<u>\$103,000</u>	<u>\$0</u>	<u>\$3,608,000</u>

**CAPITAL OUTLAY RESERVE**  
**Proposed New Appropriations for FY 2013-14**  
**(CO Fund 310, Projects 313100, 314006, 314007)**

	<b><u>Prior Years</u></b>	<b><u>FY 2013-14</u></b>	<b><u>Future</u></b>	<b><u>Total</u></b>
Future Years' COR Allocation	\$0	\$0	\$6,122,000	\$6,122,000
Prior Years' COR Committed Allocation	30,894,000	0		30,894,000
Unrestricted Carryover		7,692,000		7,692,000
ITLC Carryover		2,144,000		2,144,000
Transfer from Countywide General Fund		7,591,000		7,591,000
Transfer from UMSA General Fund		348,000		348,000
Handicapped Parking Fines and Miscellaneous ADA Revenue		100,000		100,000
Payments in Lieu of Taxes		500,000		500,000
Telephone Commission		1,800,000		1,800,000
Seaquarium Lease Payment		400,000		400,000
Transfer from Finance Department		5,184,000		5,184,000
Transfer from Public Housing and Community Development		501,000		501,000
Transfer from Internal Services Department		22,000,000		22,000,000
Transfer from Park Recreation and Open Spaces for Debt Service		269,000		269,000
Transfer from Information Technology Department		2,193,000		2,193,000
Transfer from ITLC		426,000		426,000
Miscellaneous Revenues		<u>2,393,000</u>		<u>2,393,000</u>
Total	<u>\$30,894,000</u>	<u>\$53,541,000</u>	<u>\$6,122,000</u>	<u>\$90,557,000</u>

<b>Expenditures</b>	<b>Prior</b>	<b>FY 2013-14</b>	<b>Future</b>	<b>Total</b>
<b>Public Safety</b>				
Communications Infrastructure Expansion	\$1,172,000	\$275,000	\$0	\$1,447,000
MDPD Facility Roof Replacements	0	600,000	0	600,000
Turner Guilford Knight Correctional Center Kitchen Air Conditioning Installation	466,000	1,100,000	0	1,566,000
Metro West Detention Center Inmate Housing Improvement	730,000	506,000	614,000	1,850,000
Women's Detention Center Exterior Sealing	0	517,000	0	517,000
Elevator Refurbishment	855,000	895,000	0	1,750,000
Metro West Detention Center Replace Housing Unit Security Windows	1,100,000	650,000	950,000	2,700,000
MDPD Firearms Training Simulator	0	300,000	0	300,000
Kitchen Equipment Replacement	743,000	0	816,000	1,559,000
Turner Guilford Knight Correctional Center Security Enhancements	750,000	350,000	0	1,100,000
Security System Enhancements at Five Correctional Facilities	0	366,000	0	366,000
Narrowbanding	0	254,000	0	254,000
Court Facilities Repairs and Renovations	0	500,000	0	500,000
Joseph Caleb Center Courthouse Renovations- Phase II	2,730,000	0	0	2,730,000
Odyssey Technology Project	1,349,000	685,000	0	2,034,000
Code Brown Compliance	100,000	100,000	190,000	390,000
Miami-Dade Public Safety Training Institute Improvements	2,278,000	758,000	0	3,036,000
New Servers For Forensic Investigations Bureau	0	76,000	0	76,000
Morpho Biometric Identification Solution (Morphobis) Upgrade	400,000	288,000	0	688,000
Laboratory Information Management System and Related Subsystems	0	307,000	575,000	882,000
MDPD Civil Process Automation	105,000	1,137,000	448,000	1,690,000
Two-Factor Advanced Authentication	297,000	325,000	190,000	812,000
Medical Examiner Miscellaneous Equipment	140,000	160,000	0	300,000
Hialeah Courthouse Annual Equipment and Maintenance	0	500,000	0	500,000
Countywide Radio Rebanding	<u>6,486,000</u>	<u>4,661,000</u>	<u>7,271,000</u>	<u>18,419,000</u>
Subtotal	<u>\$19,701,000</u>	<u>\$15,310,000</u>	<u>\$11,054,000</u>	<u>\$46,065,000</u>
<b>Recreation and Culture</b>				
Campground Reservation System	\$0	\$40,000	\$0	\$40,000
Matheson Settlement - Crandon Park	<u>1,500,000</u>	<u>500,000</u>	<u>1,500,000</u>	<u>3,500,000</u>
Subtotal	<u>\$1,500,000</u>	<u>\$540,000</u>	<u>\$1,500,000</u>	<u>\$3,540,000</u>
<b>Neighborhood and Infrastructure</b>				
Abandoned Vehicle Removal in the Unincorporated Municipal Service Area	\$0	\$10,000	\$0	\$10,000
Unsafe Structures Demolition	0	1,150,000	0	1,150,000
Right-of-Way Assets and Aesthetics Management Projects	0	350,000	0	350,000
Lot Clearing	0	830,000	0	830,000
Unsafe Structures Board-up	0	<u>200,000</u>	0	<u>200,000</u>
Subtotal	<u>\$0</u>	<u>\$2,540,000</u>	<u>\$0</u>	<u>\$2,540,000</u>
<b>Health and Human Services</b>				
Community Action and Human Services Facilities Preventative Maintenance	<u>\$0</u>	<u>\$200,000</u>	<u>\$0</u>	<u>\$200,000</u>
Subtotal	<u>\$0</u>	<u>\$200,000</u>	<u>\$0</u>	<u>\$200,000</u>
<b>Economic Development</b>				
District 11 Preservation of Affordable Housing and Expansion of Home Ownership	<u>\$299,000</u>	<u>\$30,000</u>	<u>\$0</u>	<u>\$329,000</u>
Subtotal	<u>\$299,000</u>	<u>\$30,000</u>	<u>\$0</u>	<u>\$329,000</u>
<b>General Government</b>				
A/P Consolidated Invoice Imaging and Workflow	\$437,000	\$641,000	\$0	\$1,078,000
Replace Fiber Transmission from EOC to Communicate with SPCC (MDTV) with Ethernet Circuit	0	42,000	0	42,000
Commission Chambers A/V Upgrades and Replacement	0	80,000	0	80,000
Video Production Equipment for Miami-Dade TV	519,000	520,000	0	1,039,000
Americans with Disabilities Act Barrier Removal - Polling Locations	86,000	74,000	0	160,000
Countywide Microwave Backbone	1,920,000	0	0	1,920,000
Reserve - Repairs and Renovation	0	<u>1,679,000</u>	0	<u>1,679,000</u>
Subtotal	<u>\$2,962,000</u>	<u>\$3,036,000</u>	<u>\$0</u>	<u>\$5,998,000</u>
<b>Debt Service</b>				
Light Emitting Diodes (Sunshine State 2008)	\$0	\$951,000	\$0	\$951,000
Air Rescue Helicopter (Sunshine State 2006)	0	1,171,000	0	1,171,000
Retrofit Telecommunication Towers Phase 1 (Sunshine State 2005)	0	519,000	0	519,000
Tamiami Park (Sunshine State 2005)	0	149,000	0	149,000
311 Answer Center (Capital Asset 2004 and 2004 B)	0	270,000	0	270,000
Americans with Disabilities Act (Capital Asset 2004 B)	0	360,000	0	360,000
Carol City Community Center (Sunshine State 2005)	0	628,000	0	628,000
Coast Guard Property (Capital Asset 2007)	0	785,000	0	785,000
Corrections Fire Systems Phase 2 (Capital Asset 2004 B)	0	136,000	0	136,000
Corrections Fire Systems Phase 3 (Sunshine State 2005)	0	1,234,000	0	1,234,000
Corrections Fire Systems Phase 4 (Capital Asset 2007)	0	820,000	0	820,000
Cyber Security Phases 1 and 2 (Sunshine State 2008 and Capital Asset 2009)	0	1,552,000	0	1,552,000
Dade County Courthouse Façade Repair (Capital Asset 2004 B)	0	1,158,000	0	1,158,000
Elections Facility (Capital Asset 2004 B)	0	862,000	0	862,000
Elections Optical Scan Voting Equipment (Sunshine State 2008)	0	880,000	0	880,000
Enterprise Resource Planning Implementation and Hardware (Sunshine State 2005)	0	439,000	0	439,000
Golf Club of Miami (Capital Asset 2004 B)	0	362,000	0	362,000
Project Closeout Costs (Capital Asset 2009 and 2009 B)	0	558,000	0	558,000
Public Health Trust (Capital Asset 2009)	0	3,841,000	0	3,841,000
Public Health Trust (Sunshine State 2006)	0	1,254,000	0	1,254,000
Public Health Trust Equipment (Sunshine State 2005)	0	5,168,000	0	5,168,000
Public Housing Improvements (Capital Asset 2007)	0	1,014,000	0	1,014,000
Public Housing Projects (Sunshine State 2008)	0	718,000	0	718,000
Fire UHF Radio System (Capital Asset 2004B)	0	1,549,000	0	1,549,000
Fire Boat (Sunshine State 2006)	0	115,000	0	115,000
Scott Carver/Hope VI (Future Financing)	0	501,000	0	501,000
Ballpark Stadium Project	0	2,245,000	0	2,245,000
Tennis Center Retractable Bleachers (Sunshine State 2000)	0	206,000	0	206,000
Enterprise Resource Planning (Future Financing)	0	1,848,000	0	1,848,000
Elections Equipment (Future Financing)	0	278,000	0	278,000
Buses for Community Action and Human Services (Future Financing)	0	180,000	0	180,000
Portable Classrooms for Head Start/ Early Head Start Programs (Future Financing)	0	<u>134,000</u>	0	<u>134,000</u>
Subtotal	<u>\$0</u>	<u>\$31,885,000</u>	<u>\$0</u>	<u>\$31,885,000</u>
Total	<u>\$24,462,000</u>	<u>\$53,541,000</u>	<u>\$12,554,000</u>	<u>\$90,557,000</u>

**PUBLIC WORKS AND WASTE MANAGEMENT  
(Fund CO 310, Subfund 316, Various Projects)  
Stormwater Utility Capital Program**

**Revenues:** 2013-14  
Transfer from Stormwater Utility Fund (Fund 140, Subfund 141) \$7,623,000

**Expenditures:**  
Drainage Improvements \$7,623,000

**Building Better Communities General Obligation Bond Program  
(Fund CB 320, Various Subfunds)**

<b>Revenues:</b>	<b>Prior Years</b>	<b>FY 2013-14</b>	<b>Future Years</b>	<b>Total</b>
Programmed Proceeds	\$1,235,036,000	\$369,144,000	\$1,321,570,000	\$2,925,750,000
Interest Earnings	<u>34,030,000</u>	<u>50,000</u>	<u>0</u>	<u>34,080,000</u>
Total	<u>\$1,269,066,000</u>	<u>\$369,194,000</u>	<u>\$1,321,570,000</u>	<u>\$2,959,830,000</u>

<b>Expenditures:</b>	<b>Prior Years</b>	<b>FY 2013-14</b>	<b>Future Years</b>	<b>Total</b>
Question 1: Water, Sewer and Flood Control	\$103,021,000	\$34,267,000	\$220,166,515	\$357,454,515
Question 2: Park and Recreation Facilities	336,964,000	51,272,000	256,130,638	644,366,638
Question 3: Bridges and Public Infrastructure	164,083,000	28,008,000	140,787,608	332,878,608
Question 4: Public Safety Facilities	40,495,000	46,261,000	236,652,292	323,408,292
Question 5: Emergency and Healthcare Facilities	119,537,000	35,420,000	16,900,921	171,857,921
Question 6: Public Service and Outreach Facilities	81,021,000	24,064,000	136,004,568	241,089,568
Question 7: Housing for Elderly and Families	87,477,000	36,878,000	59,954,341	184,309,341
Question 8: Cultural, Libraries, and Educational Facilities	303,679,000	99,171,000	121,322,117	524,172,117
Office of the County Attorney	2,544,000	424,000	0	2,968,000
Office of Management and Budget	13,562,000	1,282,000	0	14,844,000
Reserve for Arbitrage Liability	918,000	0	0	918,000
Other Legally Eligible Project Costs	0	10,413,000	1,150,000	11,563,000
Issuance Cost, Discount and Transfers to Debt Service	<u>12,959,000</u>	<u>4,540,000</u>	<u>132,501,000</u>	<u>150,000,000</u>
Total	<u>\$1,266,260,000</u>	<u>\$372,000,000</u>	<u>\$1,321,570,000</u>	<u>\$2,959,830,000</u>

**PUBLIC WORKS AND WASTE MANAGEMENT  
People's Transportation Plan  
(Fund CO 325)**

**Revenues:** 2013-14  
Transfer from People's Transportation Plan (Fund 402) \$3,534,000

**Expenditures:**  
People's Transportation Plan Operating Expenditures \$3,534,000

**PUBLIC WORKS AND WASTE MANAGEMENT  
Secondary Road Program  
(Funds CO 330 and 331, Subfunds 332, 333, and 334)**

<b>Revenues:</b>	<b>2013-14</b>
Gas Tax Proceeds	\$14,477,000
Secondary Carryover	6,142,000
FDOT Reimbursement	<u>2,700,000</u>
Total	<u>\$23,319,000</u>

<b>Expenditures:</b>	<b>2013-14</b>
2012-13 Secondary Gas Tax Program Capital	\$10,928,000
2012-13 Secondary Gas Tax Program (Operating)	7,991,000
Transfer to Metropolitan Planning Organization (Fund 730)	200,000
Transfer to Parks, Recreation and Open Spaces for Roadside Maintenance and Landscaping	<u>4,200,000</u>
Total	<u>\$23,319,000</u>

**CAPITAL IMPROVEMENTS LOCAL OPTION  
GAS TAX PROGRAM (THREE CENTS)  
(Fund CO 337, Subfund 337)**

<u>Revenues:</u>	<u>2013-14</u>
Transfer from Transportation Trust Fund	\$17,943,000
Carryover	<u>313,000</u>
Total	<u>\$18,256,000</u>

<u>Expenditures:</u>	<u>2013-14</u>
Transfer to Miami-Dade Transit (Fund 412)	<u>18,256,000</u>

**PUBLIC WORKS AND WASTE MANAGEMENT  
IMPACT FEE PROGRAM  
Roadway Construction  
(Fund CI 340, Various Subfunds)**

<u>Revenues:</u>	<u>2013-14</u>
Carryover	\$39,122,000
Municipal Contribution	193,000
Impact Fees	<u>40,777,000</u>
Total	<u>\$80,092,000</u>

<u>Expenditures:</u>	<u>2013-14</u>
Roadway Construction Projects	\$30,749,000
Transfer to Debt Service for 97th Avenue Bridge	6,120,000
Reserve for Future Road Impact Fee Projects	<u>43,223,000</u>
Total	<u>\$80,092,000</u>

**MIAMI-DADE FIRE RESCUE  
Fire Rescue Impact Fees  
(Fund CI 341)**

<u>Revenues:</u>	<u>2013-14</u>
Carryover	\$6,155,000
Impact Fees	<u>2,082,000</u>
Total	<u>\$8,237,000</u>

<u>Expenditures:</u>	<u>2013-14</u>
Coconut Palm Fire Rescue Station (Station 70)	\$1,516,000
Miami Lakes Fire Rescue Station (Station 64)	3,057,000
Palmetto Bay Fire Rescue Station (Station 62)	1,395,000
Dolphin Fire Rescue Station (Station 88)	100,000
North Miami Fire Rescue Station (Station 18)	100,000
Miscellaneous Fire Rescue Capital Projects	819,000
Fire Apparatus	<u>1,250,000</u>
Total	<u>\$8,237,000</u>

**MIAMI-DADE POLICE DEPARTMENT  
Police Impact Fees  
(Fund CI 342)**

<u>Revenues:</u>	<u>2013-14</u>
Carryover	\$3,364,000
Impact Fees	1,908,000
Interest Earnings	<u>15,000</u>
Total	<u>\$5,287,000</u>

<u>Expenditures:</u>	<u>2013-14</u>
Miami-Dade Public Safety Training Institute Improvements	\$866,000
Firearms Training Simulator	550,000
Reserve for Future Expenditures	<u>3,871,000</u>
Total	<u>\$5,287,000</u>

**PARKS, RECREATION AND OPEN SPACES  
Impact Fees  
(Fund CI 343)**

<u>Revenues:</u>	<u>2013-14</u>
Carryover	\$24,407,000
Interest	50,000
Impact Fees	<u>3,350,000</u>
Total	<u>\$27,807,000</u>
<u>Expenditures:</u>	
Land Acquisition and Development (PBD 1)	\$1,707,000
Land Acquisition and Development (PBD 2)	2,322,000
Land Acquisition and Development (PBD 3)	872,000
Reserve for future expenses	<u>22,906,000</u>
Total	<u>\$27,807,000</u>

**REGULATORY AND ECONOMIC RESOURCES  
Impact Fee Administration  
(Fund CI 349, Subfund 999)**

<u>Revenues:</u>	<u>2013-14</u>
Carryover	\$1,895,000
Impact Fees	<u>618,000</u>
Total	<u>\$2,513,000</u>
<u>Expenditures:</u>	
Operating Expenditures	\$293,000
Administrative Reimbursements	10,000
Reserves	<u>2,210,000</u>
Total	<u>\$2,513,000</u>

**PERFORMING ARTS CENTER SPECIAL OBLIGATION BONDS  
(Fund CB 360 Subfund 013)**

<u>Revenues:</u>	<u>Prior Years</u>	<u>2013-14</u>	<u>Future Years</u>	<u>Total</u>
Bond Proceeds	\$0	\$0	\$15,000,000	\$15,000,000
Convention Development Tax Financing	<u>5,000,000</u>	<u>0</u>	<u>0</u>	<u>5,000,000</u>
Total	<u>\$5,000,000</u>	<u>\$0</u>	<u>\$0</u>	<u>\$5,000,000</u>
<u>Expenditures:</u>				
Coconut Grove Playhouse	<u>\$0</u>	<u>\$5,000,000</u>	<u>\$15,000,000</u>	<u>\$20,000,000</u>

**CAPITAL ASSET ACQUISITION BOND  
Series 2007A  
(Fund CB 360, Subfund 015)**

<u>Revenues:</u>	<u>Prior Years</u>	<u>FY 2013-14</u>	<u>Future Years</u>	<u>Total</u>
Bond Proceeds	<u>\$48,731,000</u>	<u>\$0</u>	<u>\$0</u>	<u>\$48,731,000</u>
<u>Expenditures:</u>				
Overtown 2 Fit-Up/Chilled Water Connection	\$30,638,000	\$12,140,000	\$0	\$42,778,000
Correctional Facility Projects:				
Roof Replacements, Systemwide	550,000	1,500,000	0	2,050,000
Metro West AC Upgrade	2,300,000	334,000	0	2,634,000
TGK Kitchen Air Conditioning Installation	0	266,000	0	266,000
Women's Detention Center Exterior Sealing	30,000	345,000	0	375,000
Security System Enhancements at Five Correctional Facilities	<u>380,000</u>	<u>248,000</u>	<u>0</u>	<u>628,000</u>
Total	<u>\$33,898,000</u>	<u>\$14,833,000</u>	<u>\$0</u>	<u>\$48,731,000</u>

**CAPITAL ASSET ACQUISITION BOND  
Series 2007A Library Projects  
(Fund CB 360, Subfund 015, Project 368043)**

<u>Revenues:</u>	<u>Prior Years</u>	<u>FY 2013-14</u>	<u>Future Years</u>	<u>Total</u>
Bond Proceeds and Premium	<u>\$8,050,000</u>	<u>\$0</u>	<u>\$0</u>	<u>\$8,050,000</u>
<u>Expenditures:</u>				
Northeast Regional Library	<u>\$3,408,000</u>	<u>\$4,642,000</u>	<u>\$0</u>	<u>\$8,050,000</u>

**2005 SUNSHINE STATE LOAN  
(Fund CB 360, Subfund 101)**

<u>Revenues:</u>	<u>Prior Years</u>	<u>FY 2013-14</u>	<u>Future Years</u>	<u>Total</u>
Loan Proceeds	<u>\$4,300,000</u>	<u>\$0</u>	<u>\$0</u>	<u>\$4,300,000</u>
<b>Expenditures:</b>				
Countywide Radio System Tower and Facility Improvements	<u>\$3,712,000</u>	<u>\$588,000</u>	<u>\$0</u>	<u>\$4,300,000</u>

**2006 SUNSHINE STATE LOAN  
(Fund CB 360, Subfund 103)**

<u>Revenues:</u>	<u>Prior Years</u>	<u>FY 2013-14</u>	<u>Future Years</u>	<u>Total</u>
Loan Proceeds	\$1,521,000	\$0	\$0	\$1,521,000
Interest Earnings	<u>175,000</u>	<u>0</u>	<u>0</u>	<u>175,000</u>
Total	<u>\$1,696,000</u>	<u>\$0</u>	<u>\$0</u>	<u>\$1,696,000</u>
<b>Expenditures:</b>				
North Bay Village Fire Rescue Station 27	\$0	\$1,000,000	\$0	\$1,000,000
Fire Rescue Station Renovations	<u>0</u>	<u>696,000</u>	<u>0</u>	<u>696,000</u>
Total	<u>\$0</u>	<u>\$1,696,000</u>	<u>\$0</u>	<u>\$1,696,000</u>

**2008 SUNSHINE STATE LOAN  
(Fund CB 360, Subfund 104)**

<u>Revenues:</u>	<u>Prior Years</u>	<u>FY 2013-14</u>	<u>Future Years</u>	<u>Total</u>
Loan Proceeds	\$4,800,000	\$0	\$0	\$4,800,000
Interest Earnings	<u>129,000</u>	<u>0</u>	<u>0</u>	<u>129,000</u>
Total	<u>\$4,929,000</u>	<u>\$0</u>	<u>\$0</u>	<u>\$4,929,000</u>
<b>Expenditures:</b>				
Public Housing Safety/Security Projects and Closeouts Costs	\$4,750,000	\$50,000	\$0	\$4,800,000
Other Legally Eligible Project Costs	<u>0</u>	<u>129,000</u>	<u>0</u>	<u>129,000</u>
Total	<u>\$4,750,000</u>	<u>\$179,000</u>	<u>\$0</u>	<u>\$4,929,000</u>

**Quality Neighborhood Improvement Program Phase II  
Series 2002 Public Service Tax Revenue Bonds  
(Fund CB 361, Subfund 003)**

<u>Revenues:</u>	<u>Prior Years</u>	<u>FY 2013-14</u>	<u>Future Years</u>	<u>Total</u>
Bond Proceeds	\$55,957,000	\$0	\$0	\$55,957,000
Interest	<u>6,885,000</u>	<u>0</u>	<u>0</u>	<u>6,885,000</u>
Total	<u>\$62,842,000</u>	<u>\$0</u>	<u>\$0</u>	<u>\$62,842,000</u>
<b>Expenditures:</b>				
Parks, Recreation and Open Spaces	\$19,161,000	\$1,676,000	\$0	\$20,837,000
Public Works and Waste Management Projects	33,717,000	0	0	33,717,000
Other Legally Eligible Project Costs	0	559,000	0	559,000
Cost of Issuance and Reserve for Arbitrage Liability	874,000	0	0	874,000
Transfer to Fund CB 361, Subfund 001 for Closeout Costs	952,000	0	0	952,000
Transfer to Fund CB 361, Subfund 004 for Closeout Costs	1,634,000	0	0	1,634,000
Transfer to QNIP Debt Service Fund (Project 208511)	2,194,000	0	0	2,194,000
Transfer to Fund CB 361, Subfund 006 for Project Costs	1,980,000	0	0	1,980,000
Transfer for Administration	<u>95,000</u>	<u>0</u>	<u>0</u>	<u>95,000</u>
Total	<u>\$60,607,000</u>	<u>\$2,235,000</u>	<u>\$0</u>	<u>\$62,842,000</u>



**Quality Neighborhood Improvement Program Phase IV  
Series 2006 Public Service Tax Revenue Bonds  
(Fund CB 361, Subfund 004)**

<u>Revenues:</u>	<u>Prior Years</u>	<u>FY 2013-14</u>	<u>Future Years</u>	<u>Total</u>
Bond Proceeds	\$28,945,000	\$0	\$0	\$28,945,000
Interest Earnings	1,262,000	0	0	1,262,000
Transfer from Fund CB 361, Subfund 003	1,634,000	0	0	1,634,000
Transfer from Fund CB 361, Subfund 005	<u>275,000</u>	<u>0</u>	<u>0</u>	<u>275,000</u>
Total	<u>\$32,116,000</u>	<u>\$0</u>	<u>\$0</u>	<u>\$32,116,000</u>

**Expenditures:**

Parks, Recreation and Open Spaces	\$11,404,000	\$0	\$0	\$11,404,000
Public Works and Waste Management Projects	18,577,000	173,000	0	18,750,000
Other Legally Eligible Project Costs	0	924,000	0	924,000
Cost of Issuance and Reserve for Arbitrage Liability	470,000	0	0	470,000
Transfer for Debt Service	103,000	0	0	103,000
Transfer for Administration	<u>465,000</u>	<u>0</u>	<u>0</u>	<u>465,000</u>
Total	<u>\$31,019,000</u>	<u>\$1,097,000</u>	<u>\$0</u>	<u>\$32,116,000</u>

**Quality Neighborhood Improvement Program Phase V  
Series 2007A Public Service Tax Revenue Bonds  
(Fund CB 361, Subfund 005)**

<u>Revenues:</u>	<u>Prior Years</u>	<u>FY 2013-14</u>	<u>Future Years</u>	<u>Total</u>
Bond Proceeds	\$30,470,000	\$0	\$0	\$30,470,000
Interest Earnings	<u>1,388,000</u>	<u>0</u>	<u>0</u>	<u>1,388,000</u>
Total	<u>\$31,858,000</u>	<u>\$0</u>	<u>\$0</u>	<u>\$31,858,000</u>

**Expenditures:**

Parks, Recreation and Open Spaces	\$8,161,000	\$876,000	\$0	\$9,037,000
Public Works and Waste Management Projects	19,420,000	164,000	0	19,584,000
Other Legally Eligible Project Costs	0	1,498,000	0	1,498,000
Cost of Issuance and Reserve for Arbitrage Liability	417,000	0	0	417,000
Transfer to Fund CB 361, Subfund 004 for Closeout Costs	275,000	0	0	275,000
Transfer for Debt Service	147,000	0	0	147,000
Transfer for Administration	<u>900,000</u>	<u>0</u>	<u>0</u>	<u>900,000</u>
Total	<u>\$29,320,000</u>	<u>\$2,538,000</u>	<u>\$0</u>	<u>\$31,858,000</u>

**Quality Neighborhood Improvement Program  
Interest  
(Fund CB 361, Subfund 006)**

<u>Revenues</u>	<u>Prior Years</u>	<u>FY 2013-14</u>	<u>Future Years</u>	<u>Total</u>
Transfer from Fund CB 361, Subfund 002	\$4,497,000	\$0	\$0	\$4,497,000
Transfer from Fund CB 361, Subfund 003	<u>1,980,000</u>	<u>0</u>	<u>0</u>	<u>1,980,000</u>
Total	<u>\$6,477,000</u>	<u>\$0</u>	<u>\$0</u>	<u>\$6,477,000</u>

**Expenditures**

Parks, Recreation and Open Spaces	\$2,526,000	\$643,000	\$0	\$3,169,000
Public Works and Waste Management Projects	3,168,000	0	0	3,168,000
Other Legally Eligible Project Costs	<u>140,000</u>	<u>0</u>	<u>0</u>	<u>140,000</u>
Total	<u>\$5,834,000</u>	<u>\$643,000</u>	<u>\$0</u>	<u>\$6,477,000</u>

**CAPITAL ASSET ACQUISITION BOND  
Series 2004B Projects  
(Fund CB 362, Subfund 003)**

<u>Revenues:</u>	<u>Prior Years</u>	<u>FY 2013-14</u>	<u>Future Years</u>	<u>Total</u>
Bond Proceeds	\$15,000,000	\$0	\$0	\$15,000,000
Interest Earnings	<u>215,000</u>	<u>0</u>	<u>0</u>	<u>215,000</u>
Total	<u>\$15,215,000</u>	<u>\$0</u>	<u>\$0</u>	<u>\$15,215,000</u>

**Expenditures:**

Dade County Courthouse Façade Repair	\$9,854,000	\$5,146,000	\$0	\$15,000,000
Other Legally Eligible Project Costs	<u>0</u>	<u>215,000</u>	<u>0</u>	<u>215,000</u>
Total	<u>\$9,854,000</u>	<u>\$5,361,000</u>	<u>\$0</u>	<u>\$15,215,000</u>

**CAPITAL ASSET ACQUISITION BOND  
Series 2009 A and 2009 B Projects  
(Fund CB 362 Subfunds 004 and 005)**

<u>Revenues:</u>	<u>Prior Years</u>	<u>FY 2013-14</u>	<u>Future Years</u>	<u>Total</u>
Bond Proceeds, Series 2009 A and 2009 B	\$23,040,000	\$0	\$0	\$23,040,000
Interest Earnings	<u>705,000</u>	<u>0</u>	<u>0</u>	<u>705,000</u>
Total	<u>\$23,745,000</u>	<u>\$0</u>	<u>\$0</u>	<u>\$23,745,000</u>
 <u>Expenditures:</u>				
West Lot Multi-Purpose Facility	\$21,793,000	\$207,000	\$0	\$22,000,000
Countywide Microwave Backbone	978,000	62,000	0	1,040,000
Other Legally Eligible Project Costs	<u>0</u>	<u>705,000</u>	<u>0</u>	<u>705,000</u>
Total	<u>\$22,771,000</u>	<u>\$974,000</u>	<u>\$0</u>	<u>\$23,745,000</u>

**CAPITAL ASSET ACQUISITION BOND  
Series 2010  
(CB 362 Subfunds 006, 007, and 008)**

<u>Revenues:</u>	<u>Prior Years</u>	<u>FY 2013-14</u>	<u>Future Years</u>	<u>Total</u>
Bond Proceeds, Series 2010	\$4,453,000	\$0	\$0	\$4,453,000
Interest Earnings	<u>104,000</u>	<u>0</u>	<u>0</u>	<u>104,000</u>
Total	<u>\$4,557,000</u>	<u>\$0</u>	<u>\$0</u>	<u>\$4,557,000</u>
 <u>Expenditures:</u>				
Causeway Capital Projects:				
Causeway Toll System Upgrade	\$1,587,000	\$1,191,000	\$0	\$2,778,000
Venetian Bridge Planning and Design	1,463,000	212,000	0	1,675,000
Other Legally Eligible Project Costs	<u>0</u>	<u>104,000</u>	<u>0</u>	<u>104,000</u>
Total	<u>\$3,050,000</u>	<u>\$1,507,000</u>	<u>\$0</u>	<u>\$4,557,000</u>

**Safe Neighborhood Parks Bond Program  
(Fund CB 380, All Subfunds)**

<u>Revenues:</u>	<u>Prior Years</u>	<u>2013-14</u>	<u>Future Years</u>	<u>Total</u>
Bond Proceeds	<u>\$1,418,000</u>	<u>\$0</u>	<u>\$0</u>	<u>\$1,418,000</u>
 <u>Expenditures:</u>				
Parks, Recreation and Open Spaces	\$197,000	\$759,000	\$0	\$956,000
Other Legally Eligible Project Costs	<u>0</u>	<u>462,000</u>	<u>0</u>	<u>462,000</u>
Total	<u>\$197,000</u>	<u>\$1,221,000</u>	<u>\$0</u>	<u>\$1,418,000</u>

**PUBLIC WORKS AND WASTE MANAGEMENT  
People's Transportation Plan  
(Fund CB 390)**

<u>Revenues:</u>	<u>Prior Years</u>	<u>2013-14</u>	<u>Future Years</u>	<u>Total</u>
People's Transportation Plan Bond Proceeds	\$180,709,000	\$50,831,000	\$99,961,000	\$331,501,000
Charter County Transit Surtax	3,460,000	500,000	0	3,960,000
Florida Department of Transportation	22,773,000	24,300,000	18,895,000	65,968,000
FDOT - County Incentive Grant Program	<u>2,692,000</u>	<u>4,370,000</u>	<u>6,899,000</u>	<u>13,961,000</u>
Total	<u>\$209,634,000</u>	<u>\$80,001,000</u>	<u>\$125,755,000</u>	<u>\$415,390,000</u>
 <u>Expenditures:</u>				
Advanced Traffic Management System (ATMS)	\$39,178,000	\$13,238,000	\$5,399,000	\$57,815,000
Construction of SW 157 Avenue from SW 452 Street to SW 184 Street	2,838,000	5,016,000	4,970,000	12,824,000
Improvements on Arterial Roads	762,000	500,000	500,000	1,762,000
Improvements of NE 2 Avenue from NE 20 Street to West Little River Canal	149,000	55,000	21,195,000	21,399,000
Improvements on Old Cutler Road from SW 87 Ave to SW 97 Ave	6,427,000	1,458,000	0	7,885,000
Improvements of SW 176 Street from US-1 to SW 107 Avenue	754,000	1,300,000	3,307,000	5,361,000
Improvements on SW 216 Street from the Florida Turnpike to SW 127 Avenue	2,039,000	50,000	9,797,000	11,886,000
Improvements on SW 264 Street from US-1 to SW 137 Ave	901,000	1,400,000	2,887,000	5,188,000
Improvements to South Bayshore Drive from Darwin Street to Mercy Way	514,000	0	0	514,000
Peoples Transportation Plan Neighborhood Improvements	65,964,000	9,100,000	16,361,000	91,425,000
Peoples Transportation Plan Pavement Markings	500,000	500,000	0	1,000,000
Renovation of the Tamiami Swing Bridge	0	16,000,000	0	16,000,000
Rights of Way Acquisition for Construction Projects in Commission District 2	1,074,000	500,000	151,000	1,725,000
Rights of Way Acquisition for Construction Projects in Commission District 8	4,341,000	188,000	912,000	5,441,000
Rights of Way Acquisition for Construction Projects in Commission District 9	6,124,000	352,000	0	6,476,000
School Speedzone Flashing Signals and Feedback Signs	11,967,000	850,000	1,983,000	14,800,000
Street Lighting Maintenance	2,700,000	2,700,000	13,500,000	18,900,000
Venetian Bridge Planning and Design	1,392,000	570,000	1,500,000	3,462,000
West Avenue Bridge over the Collins Canal	1,259,000	0	0	1,259,000
Widen Caribbean Blvd. from Coral Sea Road to SW 87 Avenue	4,002,000	5,186,000	2,000,000	11,188,000
Widen NW 37 Avenue from North River Drive to NW 79 Street	1,244,000	75,000	17,470,000	18,789,000
Widen NW 74 Street from the Homestead Extension of the Florida Turnpike to 826	30,707,000	6,000,000	8,498,000	45,205,000
Widen NW 87 Avenue from NW 154 Street to NW 186 Street	9,524,000	7,063,000	1,245,000	17,832,000
Widen SW 137 Avenue from HEFT to US-1	909,000	1,000,000	6,131,000	8,040,000
Widen SW 137 Avenue from US-1 to SW 184 Street	9,108,000	5,400,000	2,434,000	16,942,000
Widen SW 27 Avenue from US-1 to Bayshore Drive	4,803,000	1,500,000	235,000	6,538,000
Widen SW 312 Street from SW 177 Avenue to SW 187 Avenue	454,000	0	5,280,000	5,734,000
Traffic Control Center	<u>0</u>	<u>0</u>	<u>0</u>	<u>0</u>
Total	<u>\$209,634,000</u>	<u>\$80,001,000</u>	<u>\$125,755,000</u>	<u>\$415,390,000</u>

**PEOPLE'S TRANSPORTATION PLAN FUND  
(Fund SP 402, Subfunds 402 and 403)**

<u>Revenues:</u>	<u>2013-14</u>
Carryover	\$6,000,000
Transfer for Loan Repayment (Fund 411, Subfund 411)	20,668,000
Sales Tax Revenue	<u>211,841,000</u>
<b>Total</b>	<b><u>\$238,509,000</u></b>

<u>Expenditures:</u>	
Transfer to Miami-Dade Transit Operations (Fund 411, Subfund 411)	\$95,784,000
Transfer to Fund 416 / 417 for Miami-Dade Transit Debt Service (Fund 416 and 417)	49,862,000
Transfer to Fund 416 / 417 for Miami-Dade Transit General Electric Loan Payment	2,495,000
Transfer to Fund 209, Project 209402 for 2006 Surtax Bond Debt Service	3,382,000
Transfer to Fund 209, Project 209403 for 2008 Surtax Bond Debt Service	3,211,000
Transfer to Fund 209, Project 209404 for 2009 Surtax Bond Debt Service	8,059,000
Transfer to Fund 209, Project 209405 for 2010 Surtax Bond Debt Service	2,945,000
Transfer to Fund 209, Project 209406 for 2010 Surtax Bond Debt Service	1,862,000
Transfer to Public Works (Fund 325)	3,534,000
Transfer to the Citizen's Independent Transportation Trust (Fund 420)	2,355,000
Transfer to Eligible Municipalities	48,723,000
Payment to Restricted Reserve for Capital Expansion	9,380,000
Ending Cash Balance	<u>6,917,000</u>
<b>Total</b>	<b><u>\$238,509,000</u></b>

**MIAMI-DADE TRANSIT  
Lease, Sublease and Loan Agreements  
(Fund ET 411, Subfund 400)**

<u>Revenues:</u>	<u>2013-14</u>
Rental and Interest Income	<u>\$37,439,000</u>

<u>Expenditures:</u>	
Rental Expenses	<u>\$37,439,000</u>

**MIAMI-DADE TRANSIT  
Operations  
(Fund ET 411, Subfund 411)**

<u>Revenues:</u>	<u>2013-14</u>
Transfer from Fund 402 for MDT Operations	\$95,784,000
Transfer from Countywide General Fund for Maintenance of Effort	167,869,000
Transit Fares and Fees	116,171,000
Transfer from Transportation Disadvantaged Program (Fund 413, Subfund 413)	2,000,000
Bus Feeder Support from Tri-Rail	666,000
State Operating Assistance	19,364,000
Other Revenues	<u>10,834,000</u>
<b>Total</b>	<b><u>\$412,688,000</u></b>

<u>Expenditures:</u>	
Operating Expenditures	\$381,670,000
Transfer to Fund 416/417 for MDT Debt Service	784,000
Existing Services Loan Payment to Fund 402	20,668,000
South Florida Regional Transportation Authority Operating and Capital Subsidy	4,235,000
Repayment Reserve for Prior Years' Operating Deficit	<u>5,331,000</u>
<b>Total</b>	<b><u>\$412,688,000</u></b>

**Non-Capital Grants  
(Fund 413, Subfund 413)**

<u>Revenues:</u>	<u>2013-14</u>
Florida Transportation Disadvantaged Trust Fund	\$14,852,000
Capital Improvement Local Option Gas Tax	17,689,000
FTA 5307/5309 Formula Grant	<u>63,656,000</u>
<b>Total</b>	<b><u>\$96,197,000</u></b>

<u>Expenditures:</u>	
Transportation Disadvantage Program	\$6,400,000
Transfer to MDTA Operations from Transportation Disadvantage Program (Fund 411, Subfund 411)	2,000,000
Urban Corridor Program	6,452,000
Preventative Maintenance Reimbursement	80,786,000
Reserve for Maintenance Improvements	<u>559,000</u>
<b>Total</b>	<b><u>\$96,197,000</u></b>

**Capital Funds  
(Fund 412 and Fund 414 Subfund Various)**

<u>Revenues:</u>	<u>2013-14</u>
Capital Improvement Local Option Gas Tax	\$567,000
FDOT Funds	23,354,000
FTA 5307/5309 Formula Grant	23,630,000
FTA 5309 Discretionary Grant	2,652,000
Lease Financing Proceeds	20,000,000
Operating Revenue	196,000
PTP Bond Program	<u>113,268,000</u>
 Total	 <u>\$183,667,000</u>

<u>Expenditures:</u>	
Construction Projects	<u>\$183,667,000</u>

**Miami-Dade Transit Debt Service  
(Funds 416 and 417)**

<u>Revenues:</u>	<u>2013-14</u>
Transfer from Project Fund - Capitalized Interest Series 2012	\$19,947,000
Federal Subsidy Receipts (Series 2009B Bonds)	3,622,000
Federal Subsidy Receipts (Series 2010B Bonds)	2,720,000
Federal Subsidy Receipts (Series 2010D Rezoning Bonds)	641,000
Transfer from Fund 402 For PTP Debt Service	52,357,000
Transfer from Fund 411 for Non-PTP Debt Service	<u>784,000</u>
 Total	 <u>\$80,071,000</u>

<u>Expenditures:</u>	
General Electric Loan Payment	\$2,495,000
Series 2006 Transit System Sales Surtax Payments	8,673,000
Series 2008 Transit System Sales Surtax Payments	14,241,000
Series 2009 Transit System Sales Surtax Payments	15,663,000
Series 2010 A & B Transit System Sales Surtax Payments	11,083,000
Series 2010 D Rezoning Bonds	1,425,000
Series 2012 Transit System Sales Surtax Payments	19,947,000
Reserve for Series 2012 Transit System Sales Surtax Payments	6,444,000
Transfer to Bond Administration (Fund 030, SubFund 031)	<u>100,000</u>
 Total	 <u>\$80,071,000</u>

**OFFICE OF THE CITIZENS' INDEPENDENT TRANSPORTATION TRUST  
(Fund SP 420, Subfund 401)**

<u>Revenues:</u>	<u>2013-14</u>
Transfer from People's Transportation Plan Fund (Fund 402)	<u>\$2,355,000</u>

<u>Expenditures:</u>	
Operating Expenditures	<u>\$2,355,000</u>

**PORT OF MIAMI  
(Fund ES 420, Subfund 001)**

<u>Revenues:</u>	<u>2013-14</u>
Carryover	\$15,271,000
Fee and Charges	<u>127,100,000</u>
 Total	 <u>\$142,371,000</u>

<u>Expenditures:</u>	
Operating Expenditures	\$54,110,000
Security Costs	16,189,000
Administrative Reimbursement	2,100,000
Transfer to Consumer Services - Passenger Transportation Regulation (Fund 030, Subfund 032)	<u>100,000</u>
 Subtotal Operating Expenditures	 <u>\$72,499,000</u>
Transfer to Port of Miami Bond Service Account (Fund 423, Subfund 231)	8,372,000
Transfer to Port of Miami Bond Service Account (Fund 423, Subfund 234)	9,884,000
Transfer to Port of Miami General Fund (Fund ES 424)	22,960,000
Ending Cash Balance	<u>28,656,000</u>
 Total	 <u>\$142,371,000</u>

**PORT OF MIAMI  
Construction Fund  
(Fund ES 421)**

<u>Revenues:</u>	<u>2013-14</u>
Carryover	\$40,000,000
Federal/State Funding	76,276,000
Tenant Financing	1,000,000
Financing Proceeds	<u>284,808,000</u>
Total	<u>\$402,084,000</u>

<u>Expenditures:</u>	<u>2013-14</u>
Construction Projects	<u>\$402,084,000</u>

**Interest and Sinking Fund  
(Fund ES 423)  
Bond Service Account (Revenue Bonds)  
(Subfunds 231)**

<u>Revenues:</u>	<u>2013-14</u>
Transfer from Port of Miami Revenue fund (Fund ES 420)	<u>\$8,372,000</u>

<u>Expenditures:</u>	<u>2013-14</u>
Principal and Interest Payments	<u>\$8,372,000</u>

**Bond Reserve Account (Revenue Bonds)  
(Fund ES 423, Subfund 233)**

<u>Revenues:</u>	<u>2013-14</u>
Carryover	<u>\$2,292,000</u>

<u>Expenditures:</u>	<u>2013-14</u>
Ending Cash Balance	<u>\$2,292,000</u>

**PORT OF MIAMI  
Bond Service Account (G.O. Bonds)  
(Fund ES 423, Subfund 234)**

<u>Revenues:</u>	<u>2013-14</u>
Transfer from Port of Miami Revenue Fund (Fund ES 420)	<u>\$9,884,000</u>

<u>Expenditures:</u>	<u>2013-14</u>
Principal and Interest Payments	<u>\$9,884,000</u>

**Port of Miami General Fund  
(Fund ES 424, Subfund 241)**

<u>Revenues:</u>	<u>2013-14</u>
Transfer from Port of Miami Revenue Fund (Fund ES 420)	<u>\$22,960,000</u>

<u>Expenditures:</u>	<u>2013-14</u>
Principal and Interest Payments	\$21,217,000
Non-operating Expenditures	1,743,000
Total	<u>\$22,960,000</u>

**PUBLIC WORKS AND WASTE MANAGEMENT  
Causeways Operating Fund  
(Fund ER 430, Various Subfunds)**

<u>Revenues:</u>	<u>2013-14</u>
Carryover	\$9,762,000
Rickenbacker and Venetian Tolls, Transponders and Other Revenues	10,747,000
Total	<u>\$20,509,000</u>

<u>Expenditures:</u>	<u>2013-14</u>
Causeway Toll Operations and Maintenance	\$6,152,000
Transfer to Causeway Capital Fund (Fund ER 431)	3,964,000
Transfer to Causeway Debt Service Fund (Fund ER 432)	3,187,000
Transfer to Village of Key Biscayne	365,000
Reserve into 2013-14	<u>6,841,000</u>
Total	<u>\$20,509,000</u>

**PUBLIC WORKS AND WASTE MANAGEMENT  
Causeway Capital Fund  
(Fund ER 431, Various Subfunds)**

<u>Revenues:</u>	<u>2013-14</u>
Capital Asset 2010 Bonds	\$1,403,000
FDOT County Incentive Grant Program	\$570,000
Transfer from Causeway Operating Fund (Fund ER 430)	3,964,000
Total	<u>\$5,937,000</u>

<u>Expenditures:</u>	<u>2013-14</u>
Causeway Capital Projects	<u>\$5,937,000</u>

**PUBLIC WORKS AND WASTE MANAGEMENT  
Causeway Debt Service Fund  
(Fund ER 432, Various Subfunds)**

<b>Revenues:</b>	<b>2013-14</b>
Transfer from Causeway Operating Fund (Fund ER 430)	<u>\$3,187,000</u>

<b>Expenditures:</b>	
Debt Service Payment for FY 2007-08 Sunshine Loan	\$502,000
Debt Service Payment for Capital Asset Series 2010 Bonds	885,000
Causeway Revenue Bonds	<u>1,800,000</u>
Total	<u>\$3,187,000</u>

**VIZCAYA MUSEUM AND GARDENS  
Operations  
(Fund EV 450, Subfunds 001)**

<b>Revenues:</b>	<b>2013-14</b>
Transfer from Convention Development Tax (Fund ST 160, Subfund 162)	\$2,500,000
Carryover	851,000
Earned Revenue	4,117,000
Interest Income	1,000
State Grant Revenues	35,000
Miscellaneous Revenues	40,000
Donations	<u>80,000</u>
Total	<u>\$7,624,000</u>

<b>Expenditures:</b>	
Operating Expenditures	\$7,073,000
Reserves	<u>551,000</u>
Total	<u>\$7,624,000</u>

**PUBLIC WORKS AND WASTE MANAGEMENT  
Waste Collection Operations  
(Fund EF 470, Subfunds 470, 471, and 475)**

<b>Revenues:</b>	<b>2013-14</b>
Carryover	\$35,805,000
Collection Fees and Charges	139,207,000
Sale of Recyclable Materials	1,834,000
Interest	<u>168,000</u>
Total	<u>\$177,014,000</u>

<b>Expenditures:</b>	
Administration	\$19,039,000
Garbage & Trash Collection Operations	128,264,000
Fleet Management & Facilities Maintenance	617,000
Solid Waste Service Area Code Enforcement	3,579,000
Transfer to Note Payable (Debt Service Fund 470)	5,750,000
Administrative Reimbursement	2,730,000
Reserves	16,210,000
Transfer to Capital Projects (Fund 470, Subfund C10)	<u>825,000</u>
Total	<u>\$177,014,000</u>

**Waste Collection Capital Projects  
(Fund EF 470, Subfund C10)**

<b>Revenues:</b>	<b>Prior Years</b>	<b>2013-14</b>	<b>Future Years</b>	<b>Total</b>
Transfer from Operating Subfund 470	<u>\$1,434,000</u>	<u>\$825,000</u>	<u>\$3,627,000</u>	<u>\$5,886,000</u>
<b>Expenditures:</b>				
Trash and Recycling Center Improvements	\$145,000	\$265,000	\$675,000	\$1,085,000
58th Street Truck Wash Facility	696,000	30,000	0	726,000
Waste Collection Facility Improvements	100,000	100,000	500,000	700,000
3A New Facility Building	195,000	180,000	970,000	1,345,000
West/Southwest Trash and Recycling Center	<u>298,000</u>	<u>250,000</u>	<u>1,482,000</u>	<u>2,030,000</u>
Total	<u>\$1,434,000</u>	<u>\$825,000</u>	<u>\$3,627,000</u>	<u>\$5,886,000</u>

**Debt Service  
(Fund 470)**

<b>Revenues:</b>	<b>2013-14</b>
Intradepartmental Transfer from Waste Collection Operations	<u>\$5,750,000</u>

<b>Expenditures:</b>	
Principal Payments on the Capital Asset Acquisition Series 2002 Bond	\$186,000
Principal Payments on the Capital Asset Acquisition Series 2004 Bond	300,000
Principal Payments on the Sunshine Series I Loan	921,000
Principal Payments on the Sunshine Series 2006 Loan	230,000
Principal Payments on the Disposal Equipment 2007 Loan	2,170,000
Principal Payments on the Disposal Cart 2008 Loan	1,776,000
Interest Payments on the Capital Asset Acquisition Series 2004 Bond	45,000
Interest Payments on the Sunshine Series I Loan	80,000
Interest Payments on the Sunshine Series 2006 Loan	<u>42,000</u>
Total	<u>\$5,750,000</u>

**Waste Disposal Operations  
(Fund EW 490, Subfunds 491, 492, 495, and 499)**

<u>Revenues:</u>	<u>2013-14</u>
Carryover	\$111,482,000
Disposal Fees	108,143,000
Transfer Fees	6,346,000
Resources Recovery Energy Sales	10,242,000
Interest/Rate Stabilization Reserves	644,000
Utility Service Fee	21,153,000
Intradepartmental Transfer from Collections	<u>3,946,000</u>
<b>Total</b>	<b><u>\$261,956,000</u></b>

<u>Expenditures:</u>	
Administration	\$11,993,000
Disposal Operations	20,547,000
Transfer System Operations	26,741,000
Solid Waste Service Area Code Enforcement	1,945,000
Technical Services & Environmental Affairs	78,699,000
Fleet Management & Facilities Maintenance	2,790,000
Transfer to Subfund DS0, Bond Debt Service	20,036,000
Administrative Reimbursement	4,939,000
Transfer to Capital Projects (Subfunds C10 and RR0)	17,953,000
Reserve	<u>76,313,000</u>
<b>Total</b>	<b><u>\$261,956,000</u></b>

**Waste Disposal Capital Projects  
(Fund 490 Subfund, C10)**

<u>Revenues:</u>	<u>Prior Years</u>	<u>2013-14</u>	<u>Future Years</u>	<u>Total</u>
Solid Waste System Revenue Bonds, Series 2001	\$2,655,000	\$0	\$0	\$2,655,000
Solid Waste System Revenue Bonds, Series 2005	60,694,000	0	0	60,694,000
BBC GOB Series 2005A	47,000	0	0	47,000
BBC GOB Series 2008B	907,000	0	0	907,000
BBC GOB Series 2011A	917,000	0	0	917,000
BBC GOB Future Financing	2,240,000	3,682,000	3,457,000	9,379,000
Future Wast Debt	0	0	82,060,000	82,060,000
Transfer from Operating Subfund 490	16,482,000	17,953,000	26,788,000	61,223,000
Utility Service Fee	<u>1,730,000</u>	<u>120,000</u>	<u>0</u>	<u>1,850,000</u>
<b>Total</b>	<b><u>\$85,672,000</u></b>	<b><u>\$21,755,000</u></b>	<b><u>\$112,305,000</u></b>	<b><u>\$219,732,000</u></b>

<u>Expenditures:</u>				
Virginia Key Landfill Study and Closure Grant	\$329,000	\$850,000	\$44,471,000	\$45,650,000
South Dade Landfill Cell 5 Construction	4,231,000	3,860,000	7,924,000	16,015,000
Resource Recovery Capital Improvements	3,117,000	11,774,000	2,129,000	17,020,000
Munisoport Landfill Closure Grant	22,922,000	5,000,000	6,896,000	34,818,000
South Dade Landfill Groundwater Remediation	643,000	55,000	302,000	1,000,000
Central Transfer Station Compactor Replacement	4,003,000	144,000	53,000	4,200,000
North Dade Landfill Gas Extraction System-Phase II	1,019,000	120,000	1,061,000	2,200,000
3A Building	151,000	190,000	1,014,000	1,355,000
58th Street Truck Wash	694,000	30,000	0	724,000
2 New Exit Scales (at West Transfer and Central Transfer)	0	50,000	50,000	100,000
4 new exit scales	0	0	200,000	200,000
58th Street Home Chemical H2/Access	440,000	660,000	0	1,100,000
Disposal Facilities Back Up Generators	495,000	0	405,000	900,000
Disposal Facilities Improvements	100,000	100,000	500,000	700,000
North Dade Landfill Expansion Improvement	0	300,000	6,500,000	6,800,000
Northeast Transfer Station Surge Pit Tipping Floor Roof	780,000	220,000	0	1,000,000
Resource Recovery Cell 20 Construction	5,190,000	110,000	0	5,300,000
Scalehouse Expansion	1,240,000	60,000	0	1,300,000
South Dade Landfill Expansion Improvement	0	300,000	5,000,000	5,300,000
West Transfer Station Improvement	271,000	258,000	121,000	650,000
Environmental Improvement	200,000	100,000	500,000	800,000
North Dade East Cell Closure	0	0	20,050,000	20,050,000
North Dade Ground Water Remediation	0	100,000	1,400,000	1,500,000
Old South Dade Recl. Water Force Main	25,000	390,000	0	415,000
Old South Dade Pump Station	25,000	510,000	0	535,000
Olinda Park	1,730,000	120,000	0	1,850,000
Resource Recovery Ash Cell 19 Closure	380,000	1,725,000	1,895,000	4,000,000
Resource Recovery Ash Cell 20 Closure	0	0	5,250,000	5,250,000
South Dade Cell 4 Closure	0	0	16,000,000	16,000,000
South Dade Cell 4 Gas/Odor	600,000	600,000	300,000	1,500,000
South Dade Cell 5 Closure	0	0	18,000,000	18,000,000
Taylor Park	<u>0</u>	<u>0</u>	<u>3,500,000</u>	<u>3,500,000</u>
<b>Total</b>	<b><u>\$48,585,000</u></b>	<b><u>\$27,626,000</u></b>	<b><u>\$143,521,000</u></b>	<b><u>\$219,732,000</u></b>

**Rate Stabilization Reserve  
(Fund EF 490, Subfund GR0)**

<u>Revenues:</u>	<u>2013-14</u>
Restricted Carryover	\$20,686,000
Proceed Earnings	<u>92,000</u>
Total	<u>\$20,778,000</u>

<u>Expenditures:</u>	
Transfer to Waste Disposal Operating Fund (Fund 490)	\$92,000
Rate Stabilization Reserve	<u>20,686,000</u>
Total	<u>\$20,778,000</u>

**Debt Service  
(Fund EF 490, various Subfunds)**

<u>Revenues:</u>	<u>2013-14</u>
Transfer from Subfunds 491 and 499	<u>\$20,036,000</u>

<u>Expenditures:</u>	
Principal Payments on the Series 1998 Revenue Bonds	\$3,565,000
Principal Payments on the Series 2001 Revenue Bonds	2,680,000
Principal Payments on the Series 2005 Revenue Bonds	5,278,000
Interest Payments on the Series 1998 Revenue Bonds	976,000
Interest Payments on the Series 2001 Revenue Bonds	1,681,000
Interest Payments on the Series 2005 Revenue Bonds	<u>5,856,000</u>
Total	<u>\$20,036,000</u>

**JACKSON HEALTH SYSTEMS  
COUNTY PUBLIC HOSPITAL SALES TAX  
(SD Fund 510, Subfund 510)**

<u>Revenues:</u>	<u>2013-14</u>
Sales Surtax	<u>\$211,841,000</u>

<u>Expenditures:</u>	
Transfer to Jackson Health Systems	<u>\$211,841,000</u>

**STATE REVENUE SHARING  
(Fund 510, Subfund 512)**

<u>Revenues:</u>	<u>2013-14</u>
Entitlement as a County	\$32,027,000
Entitlement as a Municipality	<u>48,210,000</u>
Total	<u>\$80,237,000</u>

<u>Expenditures:</u>	
Transfer to Guaranteed Entitlement Revenue Fund (Project 204101)	\$13,657,000
Transfer to Countywide General Fund	18,370,000
Transfer to UMSA General Fund	<u>48,210,000</u>
Total	<u>\$80,237,000</u>

**LOCAL GOVERNMENT HALF-CENT SALES TAX  
(Fund 510, Subfund 513)**

<u>Revenues:</u>	<u>2013-14</u>
Countywide Sales Tax Receipts	\$64,997,000
Unincorporated Municipal Service Area Sales Tax Receipts	<u>75,398,000</u>
Total	<u>\$140,395,000</u>

<u>Expenditures:</u>	
Transfer to Countywide General Fund	\$64,997,000
Transfer to UMSA General Fund	<u>75,398,000</u>
Total	<u>\$140,395,000</u>



**FLORIDA POWER AND LIGHT ELECTRICAL FRANCHISE FEE  
(Fund 010, Subfund 010)**

<u>Revenues:</u>	<u>2013-14</u>
Franchise Fee	<u>\$40,455,000</u>
<u>Expenditures:</u>	
Transfer to UMSA General Fund	\$31,555,000
Disbursements to Municipalities	8,900,000
Total	<u>\$40,455,000</u>

**ANIMAL SERVICES DEPARTMENT  
Trust Fund  
(Fund TF 600, Subfund 022, Project 022111)**

<u>Revenues:</u>	<u>2013-14</u>
Donations, Grants, and Other Revenue	<u>\$50,000</u>

<u>Expenditures:</u>	
Animal Shelter Expenditures	<u>\$50,000</u>

**CORRECTIONS AND REHABILITATION  
Inmate Welfare Trust Fund  
(Fund TF 600, Subfund 601)**

<u>Revenues:</u>	<u>2013-14</u>
Carryover	\$1,006,000
Other Revenues	4,000
Transfer from Special Revenue Operations (Fund 110, Subfund 111)	673,000
Total	<u>\$1,683,000</u>

<u>Expenditures:</u>	
Operating Expenditures	\$887,000
Community Mental Health Partnership	270,000
Reserves	526,000
Total	<u>\$1,683,000</u>

**MEDICAL EXAMINER  
Trust Fund  
(Fund TF 600, Subfund 601, Project 630TME, Detail 630348)**

<u>Revenues:</u>	<u>2013-14</u>
Carryover	<u>\$264,000</u>

<u>Expenditures:</u>	
Operating Expenditures	\$155,000
Distribution in Trust Reserve	109,000
Total	<u>\$264,000</u>

**PARKS, RECREATION AND OPEN SPACES  
Miscellaneous Trust Funds  
(Fund TF 600, Subfund 601, Project 608TPR)**

<u>Revenues:</u>	<u>2013-14</u>
Carryover	\$4,642,000
Interest Earnings	13,000
Miscellaneous Revenues and Donations	2,200,000
Total	<u>\$6,855,000</u>

<u>Expenditures:</u>	
Expenditures	\$1,359,000
Marina Capital Plan	\$441,000
Trust Reserves	5,055,000
Total	<u>\$6,855,000</u>

**MIAMI-DADE POLICE DEPARTMENT (MDPD)**  
**Miscellaneous Trust Fund**  
**(Fund TF 600, Subfund 601)**

<u>Revenues:</u>	<u>2013-14</u>
Carryover	\$2,774,000
Interest Income	\$7,000
Miscellaneous	<u>969,000</u>
<b>Total</b>	<b><u>\$3,750,000</u></b>
<u>Expenditures:</u>	
Operating Expenditures	\$1,147,000
Reserve for Future Expenditures	<u>2,603,000</u>
<b>Total</b>	<b><u>\$3,750,000</u></b>

**MIAMI-DADE POLICE DEPARTMENT (MDPD)**  
**Law Enforcement Trust Fund**  
**(Fund TF 600, Subfunds 602, 603, 604)**

<u>Revenues:</u>	<u>2013-14</u>
Carryover	\$6,931,000
Interest Income	\$36,000
Fines and Forfeitures	<u>3,053,000</u>
<b>Total</b>	<b><u>\$10,020,000</u></b>
<u>Expenditures:</u>	
Miami-Dade Police Department -- Investigative and Special Enforcement	\$6,125,000
Reserve for Future Expenditures	<u>3,895,000</u>
<b>Total</b>	<b><u>\$10,020,000</u></b>

**COUNTY TRANSPORTATION TRUST FUND**

<u>Revenues:</u>	<u>2013-14</u>
Local Option Six-Cent Gas Tax	\$39,570,000
Capital Improvement Local Option Three-Cent Gas Tax	17,943,000
State Gas Tax	7,848,000
Constitutional Gas Tax (20%)	3,619,000
Constitutional Gas Tax (80%)	14,477,000
"Ninth-Cent" Gas Tax	<u>10,075,000</u>
<b>Total</b>	<b><u>\$93,532,000</u></b>
<u>Expenditures:</u>	
Transfer to General Fund for Transportation Expenditures	\$61,112,000
Transfer to Capital Improvements Local Option Gas Tax Fund 337, Subfund 337	17,943,000
Transfer to Secondary Road Program Fund 330 and 331, Subfunds 332, 333, and 334	<u>14,477,000</u>
<b>Total</b>	<b><u>\$93,532,000</u></b>

**COMMUNITY ACTION AND HUMAN SERVICES**  
**Operations**

<u>Revenues:</u>	<u>Fund SC 610</u>	<u>Fund SD 611</u>	<u>2013-14</u>
Transfer from Countywide General Fund	17,444,000	3,237,000	20,681,000
Federal Grants	5,137,000	224,000	5,361,000
State Grants	2,430,000	2,099,000	4,529,000
Other Revenues	626,000	75,000	701,000
Interdepartmental Transfers	<u>988,000</u>	<u>336,000</u>	<u>1,324,000</u>
<b>Total</b>	<b><u>\$26,625,000</u></b>	<b><u>\$5,971,000</u></b>	<b><u>\$32,596,000</u></b>
<u>Expenditures:</u>			
Operating Expenditures	<u>\$26,625,000</u>	<u>\$5,971,000</u>	<u>\$32,596,000</u>

**COMMUNITY ACTION AND HUMAN SERVICES**  
**(Fund SC 630)**

<u>Revenues:</u>	<u>2013-14</u>
Federal Grants	\$72,115,000
State Grants (FDOT)	165,000
Carryover	453,000
Transfer from Countywide General Fund	11,354,000
Other Revenues	523,000
Interagency Transfers	<u>573,000</u>
<b>Total</b>	<b><u>\$85,183,000</u></b>
<u>Expenditures:</u>	
Operating Expenditures	<u>\$85,183,000</u>

**MIAMI-DADE ECONOMIC ADVOCACY TRUST  
Affordable Housing Program  
(Fund SC 700, Subfund 700, Project 700003)**

<u>Revenues:</u>	<u>2013-14</u>
Carryover	\$772,000
Interest Earnings	2,000
Documentary Stamp Surtax	2,000,000
Surtax Loan Payback	<u>75,000</u>
Total	<u>\$2,849,000</u>
 <u>Expenditures:</u>	
Affordable Housing Operating Expenditures	\$2,649,000
Transfer to the Office of the Executive Director and Administration	<u>200,000</u>
Total	<u>\$2,849,000</u>

**CORRECTIONS AND REHABILITATION  
Grants  
(Fund SO 720)**

<u>Revenues:</u>	<u>2013-14</u>
Carryover	\$946,000
CJMHSAs Expansion Grant	125,000
Social Security Administration (SSA)	<u>300,000</u>
Total	<u>\$1,371,000</u>
 <u>Expenditures:</u>	
Operating Expenditures	\$1,305,000
Reserves	<u>66,000</u>
Total	<u>\$1,371,000</u>

**PUBLIC WORKS AND WASTE MANAGEMENT  
Grant Fund  
(Fund SO 720)**

<u>Revenues:</u>	<u>2013-14</u>
Carryover	\$10,000
State Department of Agriculture Mosquito Grant	18,000
State Grant	<u>641,000</u>
Total	<u>\$669,000</u>
 <u>Expenditures:</u>	
Operating Expenditures	<u>\$669,000</u>

**ELECTIONS  
(Fund SO 720, Subfund 720)**

<u>Revenues:</u>	<u>2013-14</u>
Florida Department of State - Division of Elections Voter Education - Poll Worker Recruitment/Training	<u>\$200,000</u>
 <u>Expenditures:</u>	
Operating Expenditures	<u>\$200,000</u>

**REGULATORY AND ECONOMIC RESOURCES  
Grant Fund  
(Fund SO 720, Subfund 720)**

<u>Revenues:</u>	<u>2013-14</u>
State and Federal Environmental Grants	<u>\$4,325,000</u>
 <u>Expenditures:</u>	
Operating Expenditures	<u>\$4,325,000</u>

**MIAMI-DADE FIRE RESCUE  
State Grant Awards  
(Fund SO 720, Subfund 720)**

<u>Revenues:</u>	<u>2013-14</u>
State EMS Grant	<u>\$321,000</u>
 <u>Expenditures:</u>	
Carryover	\$107,000
Miami-Dade Objectives	130,000
City of Miami Fire Rescue Department	52,000
City of Miami Beach Fire Rescue Department	10,000
City of Hialeah Fire Rescue Department	19,000
City of Coral Gables Fire Rescue Department	2,000
Village of Key Biscayne Fire Rescue Department	<u>1,000</u>
Total	<u>\$321,000</u>

**Federal Grant  
(Fund SO 720, Subfund 720)**

<u>Revenues:</u>	<u>2013-14</u>
Federal Safety Grant	<u>\$529,000</u>
 <u>Expenditures:</u>	
Grant Objectives	<u>\$529,000</u>

**Urban Search and Rescue  
(Fund SO 720, Subfund 720)**

<u>Revenues:</u>	<u>2013-14</u>
Federal Emergency Management Grant	<u>\$608,000</u>
 <u>Expenditures:</u>	
Grant Objectives	<u>\$608,000</u>

**Emergency Management  
(Fund SO 720, Subfund 720)**

<u>Revenues:</u>	<u>2013-14</u>
State Grants	\$106,000
Federal Grants	<u>2,536,000</u>
Total	<u>\$2,642,000</u>

<u>Expenditures:</u>	<u>2013-14</u>
Operating Expenditures	<u>\$2,642,000</u>

**MIAMI-DADE POLICE DEPARTMENT (MDPD)  
Operating Grant Fund  
(Fund SO 720, Subfund 720)**

<u>Revenues:</u>	<u>2013-14</u>
COPS Hiring Program Grant	\$2,854,000
Justice Assistance Grant (JAG) Program	530,000
Miscellaneous Grants	15,000
State Grants	604,000
Federal Grants	<u>5,176,000</u>
Total	<u>\$9,179,000</u>

<u>Expenditures:</u>	<u>2013-14</u>
COPS Hiring Program Grant	\$2,854,000
Justice Assistance Grant (JAG) Program	530,000
Operating Expenditures	<u>5,795,000</u>
Total	<u>\$9,179,000</u>

MIAMI-DADE POLICE DEPARTMENT (MDPD)  
Capital Grant Fund  
(Fund SO 720, Subfund 720)

<b><u>Revenues:</u></b>		<b><u>2013-14</u></b>
	Justice Assistance Grant (JAG) Program	\$933,000

<b><u>Expenditures:</u></b>		
	Laboratory Information Management System (LIMS)	\$933,000

**JUVENILE SERVICES**  
Grant Fund  
(Fund SO 720, Subfund 720)

<b><u>Revenues:</u></b>		<b><u>2013-14</u></b>
	Department of Juvenile Justice Grant	\$865,000
	Juvenile Justice Diversion Alternative Program	780,000
	Juvenile Treatment Alternatives for Safe Communities	354,000
	Byrne Grant	174,000
	Total	<u>\$2,173,000</u>

<b><u>Expenditures:</u></b>		
	Operating Expenditures	<u>\$2,173,000</u>

**OFFICE OF MANAGEMENT AND BUDGET**  
Byrne Grant  
(Fund SO 720, Subfund 720)

<b><u>Revenues:</u></b>		<b><u>2013-14</u></b>
	State and Federal Grants (Byrne Grant)	<u>\$4,485,000</u>

<b><u>Expenditures:</u></b>		
	Operating Expenditures	<u>\$4,485,000</u>

**OFFICE OF MANAGEMENT AND BUDGET**  
Ryan White Grant Program  
(Fund SO 720, Subfund 720)

<b><u>Revenues:</u></b>		<b><u>2013-14</u></b>
	Ryan White Title - Year 22	<u>\$24,134,000</u>

<b><u>Expenditures:</u></b>		
	Administrative Expenditures	\$1,100,000
	Allocation to Contractual Services	<u>23,034,000</u>
	Total	<u>\$24,134,000</u>

**CULTURAL AFFAIRS**  
State and Federal Grants  
(Fund SO 720, Subfund 721)

<b><u>Revenues:</u></b>		<b><u>2013-14</u></b>
	Transfer from Tourist Development Tax (TDT) (Fund 150, Subfund 151)	\$115,000
	Carryover	56,000
	Other Revenues	<u>86,000</u>
	Total	<u>\$257,000</u>

<b><u>Expenditures:</u></b>		
	South Florida Cultural Consortium Projects	<u>\$257,000</u>

**HOMELESS TRUST**  
Grants  
(Fund SO 720, Subfund 723)

<b><u>Revenues:</u></b>		<b><u>2013-14</u></b>
	U.S. Department of Housing and Urban Development Grants	\$23,088,000
	Florida Department of Children and Family Grants	<u>369,000</u>
	Total	<u>\$23,457,000</u>

<b><u>Expenditures:</u></b>		
	Homeless Trust Operations	<u>\$23,457,000</u>

**METROPOLITAN PLANNING ORGANIZATION  
(Fund SO 730, Various Subfunds)**

<u>Revenues:</u>	<u>2013-14</u>
Carryover	\$650,000
Federal and State Revenues	6,618,000
Transfer from Secondary Gas Tax (Funds 330 and 331) -- Grant Match	<u>200,000</u>
<b>Total</b>	<b><u>\$7,468,000</u></b>

<b><u>Expenditures:</u></b>	
Operating Expenditures	<u>\$7,468,000</u>

**SPECIAL ASSESSMENT FUNDS  
Special Taxing Districts-Lighting  
(Fund SO 900, Subfund 901)**

<u>Revenues:</u>	<u>2013-14</u>
Carryover -- Lighting Districts	\$1,884,864
Special Taxing Districts FY 2012-2013 Assessments -- Lighting Districts	<u>9,350,030</u>
<b>Total</b>	<b><u>\$11,234,894</u></b>

<b><u>Expenditures:</u></b>	
Scott Lake Manor	\$59,066
Bunche Park	61,332
Sunswept Isle	7,706
Town Park Estates	26,396
Richmond Heights	67,909
West Perrine	55,520
Naranja Park	15,413
Southwest Section	325,806
Twin Lakes	53,630
Crestview	56,707
Westchester	186,881
Brownsville	173,316
Carol City	372,935
Ives Estates	53,239
Scott Lake Manor East	153,710
Enchanted Lake	4,042
Colonial Drive	188,795
Biscayne	43,785
Sunset Park	48,019
Palm Springs North	67,799
Village Green	71,973
Oakland Park	13,479
Star Lakes	5,658
Sky Lake	40,835
Southwest Section 2	24,634
Westbrooke	5,019
Andover	26,170
Lake Arcola	9,139
Southwest Section 2 Addition 1	3,009
Stephens Manor	16,340
Park Shores	27,173
Town Park Addition 1	5,220
Kendallwood	11,246
Mashta Island	3,145
Westbrooke Gardens	14,043
Stoneybrook	9,382
Liberty City	99,565
Westwood Manor	6,102
Highland/Sparling	43,324
Central Canal	32,586
Rose Glen	4,419
Northwest Shores	41,943
Sabal Palm	52,324
Key Biscayne #1	17,372
Snapper Creek Park	13,856
Howard Drive	38,642
Key Biscayne #2	8,584
Miami Gardens	31,777
Coral Pines	26,981
Flamingo Village	13,430
Peachtree Lane	7,842
Mitchell Lake	4,333
Bel Aire	22,119
Laurel Hill Park	12,810
Goulds	89,055
Pinewood Park	24,708
Cutler Ridge	40,134
Sierra	45,340
Village Green Underground	18,685
Palm Springs No Underground	18,397
Biscayne Pines	15,165
Rana Park	7,245
Anderson Heights	33,750
University Manor	14,859
South Miami Heights	396,102
Highland Gardens	11,295
Cutler Ridge 1st Addition	112,612
Darlington Manor	26,558
Little River Acres	10,015
Central Miami	14,012
Biscayne Manning	15,485
Lake Lucerne	21,094
Biscayne Manning 1st Addition	5,656
Andover 1st Addition	13,555
Tallamoody	17,244
Liberty Plaza	5,767
Liberty Homes	23,374
Central Miami 1st Addition	10,657
Naranja Lakes	14,510

Schenley Park	9,259
Richmond Heights 1st Addition	29,360
West Little River	17,053
Lee Manor	16,932
Golf Park-Minton M.-Fairmont	30,952
Biscayne Gardens 2nd Addition	16,641
Wittman	217,476
Cantelope	5,952
Cape Florida	9,862
Sunshine State Industrial Park	50,389
Riverdale	15,236
Westbrooke 3rd Addition	5,706
North County	269,727
Little Gables	26,844
International Gardens	59,588
Bird Road Highlands	16,558
Biscayne Gardens 3rd Addition	24,937
Sky Lakes 1st Addition	6,657
Allapattah	34,305
Princetonian	50,776
Hardwood Village	10,089
Lee Manor 1st Addition	16,827
Carol City 1st Addition	1,939
Costall Doral East	6,429
Sevilla Heights	2,392
Lake Park	6,709
Loyola-Westbrooke	5,411
Central Heights	13,983
Bird South	1,605
Expressway Industrial Park	10,361
Villages Of Homestead	22,137
East Golf Park	26,929
Lazarus On Richmond	9,940
Coral Way Estates	8,874
The Hammocks	112,342
Happy Farms Acres	16,899
West Flagler Estates	3,841
Monique	2,192
Sky Lake Homes	7,462
Golden Glades	13,572
Country Club of Miami Estate	40,108
Tamiami Lakes	37,896
Rolling Oaks	11,194
Coral Highlands	14,989
Twin Home Estates	2,577
Sunset Homes	6,491
Winston Park	124,194
Coral Terrace Section 1	2,682
Westbrooke 5th Addition	3,094
Bent Tree Section 3	3,613
Torremolinos	1,415
Pinewood Manor	5,683
Little Plantations of Miami	21,127
Intag Manor 1st Addition	1,529
Beverly Estates	12,127
West Cherry Grove	5,672
Bilbao Estates	6,064
Las Palmas	11,714
Highland Lakes Estates	1,163
Westgate Gardens	16,444
The Falls	12,170
Westwind Lakes	55,642
Royale Green Townhouse	44,576
Gem Homes	22,245
Doral Park	40,612
Lakes Of Avalon	15,571
Meadow Wood Manor	27,383
North Dade Country Club	51,479
Magarita's Estates	4,433
Rustic Lakes	2,818
Sunset West	34,920
Coral West Heights	15,842
The Lakes	13,201
Royale Green Section One	33,000
Air Park Industrial	5,497
Venetian Acres	10,024
R J Katz	9,032
Country Lake Manors	38,486
Ben Granoff Park	3,935
Strawberry Fields Homes	11,533
Garson Subdivision Section1	3,261
Meadow Wood Manors Section 8 North	3,530
Meadow Wood Manors Section 8 South	5,741
Westchester Park	2,121
South Springs Homes	3,604
Oak Park	28,809
California Hills	8,187
Riviera South	2,098
Pleasure Village	2,977
Marbella Park	4,349
Cutler Country Groves	7,735
Dadeland Park	6,943
Bird Lakes South Section 1	6,252
Bird Lakes South Section 3	10,265
My First Home	4,924
Sunset Harbour Section 6	2,234
Kristina Estates	16,107
Bird Lakes South 3rd Addition	1,907
Meadow Wood Manor Section 9	11,262
Bird Estates	2,456
Andrade Subdivision	2,822
Mediterrania	9,218
Americas at Miller	4,135
Limewood Grove	25,099
Weitzer Killian Place	3,124

Vista Subdivision	13,599
Roger Homes	6,508
Munne Estates	3,835
American Homes	15,312
Biscayne Gardens	9,151
Monasterio Subdivision	2,565
Beacon Centre	25,040
Flamingo Farms Estates	7,058
Dadeland Forest Estates	975
Lakeview	33,448
Villa Sevilla	6,134
Roel Subdivision	3,093
Sky Lake Homes 2nd Addition	2,446
Blue Heavenlanding	874
River Bend	22,931
Redland's Edge	12,393
Meadow Wood Manor Section 10	6,416
Forest View	12,744
P. I. Estates	5,718
Royal Cutler Estates	3,808
Allison Estates	3,095
Barima Estates	10,139
Mirelda Estates	8,669
Naroca Estates	11,326
Bird Lakes South Section 4	6,099
Cutler Country Groves 1st Addition	16,769
Shomar Subdivision	1,611
Venezia Home Estates	10,310
Coventry	5,639
Michelle Woods	3,642
Monaco Estates	3,798
American Homes 1st Addition	12,008
Jacarandas at Sunset	2,102
Munne Royal Homes	6,565
Weitzer Hammocks	16,278
Canton Subdivision	3,382
Adventure Homes	21,908
Oaks And Pines	1,614
Pine Needles East	4,370
Hartford Place	14,889
Fernal Subdivision	2,759
Bunche Park South	16,290
Rustic Lakes Addition 1	6,069
Amerihomes	6,246
Fantasy Homes	4,752
Forest Lakes	47,265
Brandon Parks	19,630
Le Mirage	5,204
Sharon Estates	3,330
Nelmar Subdivision	1,260
Canton Subdivision 1st Addition	1,328
Biscayne Villas	5,418
Lago Del Mar	40,271
RAAS Subdivision	2,443
PVC Subdivision	1,459
Monaco Estates 1st Addition	7,050
Shoma/Kendall	8,451
San Diego Subdivision 1st Addition	1,321
Datorre	2,076
Daxal Subdivision	11,704
Cenal Estates	20,961
G.B. Estates	13,962
Oak Ridge	1,924
Hammock Shores	6,117
Richmond Homes	3,390
Carmichael Estates	11,930
Magnolia Manors	926
Oak Creek	10,258
Greendale	6,981
Cordoba Estates 1st Addition	2,663
West Kendall Best	21,517
Nelfer	2,857
Lejeune Terminals	38,713
Peral	6,179
Habitat Homes South	3,882
Rosmont Subdivision 3	4,482
Krizia Subdivision 3rd Addition	1,434
Coral Bird Homes Subdivision Phase 1	5,083
Gold Dream Estates	1,069
Arien Subdivision 1 and 2	2,344
Eagles Point	1,532
Vanessa Ranch	10,422
Mandy Subdivision	12,138
Pena Subdivision	2,485
Paul Marks	8,609
Southwind Point	3,628
Amigo's Subdivision	2,704
Riviera West	2,140
Majestic Homes	8,097
Krizia Subdivision 4th Addition	3,021
Highland at Kendall	6,268
Fantasy One	8,261
Gordon Estates	1,736
VTL Subdivision	1,153
Truval West Subdivision	520
Truval Gardens	608
Le Chelle Estates	5,374
Hammock Shores 2nd Addition	4,593
Abbro Subdivision	868
Lago Mar South	5,477
Thousand Pines	8,059
Oak Park Est Section 1	10,312
Monasterio Estates Section 1	4,585
Natalie Homes	3,848
Costa Verde	4,216
Centro Villas North	2,945



Arien Subdivision Section 3	1,259
Superior Homes Estates	8,636
Miller Glenn	5,226
ZAC Subdivision	1,168
Anta Subdivision 1st Addition	798
Cordoba Estates Section 2	3,665
Shoma Homes at Tamiami II	17,356
Nunez Estates	447
West Dade Subdivision	869
Renegade Point Subdivision	3,887
Oak Creek South	9,541
Esquerro Estates	2,405
Doral Equestrian Center	399
Highland at Kendall 1st Addition	7,221
Richmond Home 1st Addition	2,176
Emerald Point	1,261
Eagles Point 1st Addition	1,148
Maralex Homes	13,103
Dimara Subdivision	908
Old Cutler Homes	1,387
Ashley Subdivision	468
Weitzer Serena Lakes	9,413
Punta Gorda Estates	1,718
Aristotle Subdivision	34,341
Kessler Grove Section 1	9,160
Gasser Subdivision	406
Migdalia Subdivision	1,675
Moody Drive Estates	8,777
Mimi Subdivision	1,776
Mansion at Sunset 2nd Addition	3,797
Mayte Subdivision	6,483
PA at West Sunset	16,275
PA at Coral Reef	4,794
Sunnyview Subdivision	5,777
Jar Subdivision	550
Kessler Grove 2	7,440
Kenellen Subdivision	1,269
Tabor Subdivision	2,063
Stuart Int	1,184
PVC Subdivision 1st Addition	729
Star High	765
Hammock Shores 3rd Addition	5,128
Galloway Estates	1,089
Richland Estates	9,894
Ali Subdivision	903
Eureka Creek	2,403
Kendall Family Estates	12,229
Benson Lakes	2,147
Transal Corporate Park	5,623
Westpoint	11,028
Spanish Lakes	11,783
Galloway Glen	50,946
Marien Subdivision	4,136
Quirch Subdivision	3,884
Corsica	10,662
Melton Plaza	1,301
Coral Bird Homes Subdivision Phase 2	1,798
Monacos Miller Homes	1,053
PVC Estates	1,823
A and R Subdivision	509
Brighton Meadow	6,744
Country Mall Plaza	3,663
Cres Subdivision	1,956
Weitzer Serena Lakes West Section 2	3,376
Hardin Hammocks	2,432
Ferel Subdivision	438
Fedy Estates	4,268
Marfer Subdivision	769
Mangus Subdivision Sections 1 and 2	15,133
Peacock's Point	1,165
Amore Subdivision	1,589
Pedro Alberto Subdivision	1,609
Oak Ridge Fall	1,772
Shoma Estates Multipurpose	32,293
Bristol at Kendall	206
Bristol Park 2	1,623
Majestic Estates	26,851
Interian Homes	824
Pelican's Point	3,252
Kendall Village West	2,148
Gran Central	84,250
Zenteno Subdivision	794
Barcelona Estates	2,754
Nelia Subdivision	665
Country Lakes Manors	57,044
Monasterio Section 2	990
Cordoba Estates Section 4	901
Cadiz Estates	781
Christienne Estates	3,128
Palmas/Bosque 1st Addition	821
Med South	19,227
Kessler Grove Sections 3 and 4	20,847
Laguna Ponds Sections 1 and 2	37,049
WDLD Subdivision	2,460
Vecin Homes 1st Addition	1,162
Llauro Subdivision	450
Southview	1,619
Hammocks Estates	12,107
Savanah Landing	1,389
Doral Landing	12,050
Hughes West Subdivision	4,221
Caribe Lakes Phase 1	1,466
Bristol Point	1,035
Castillian Subdivision	574
Maria Gardens	8,392
Micheline Subdivision	330

Doral Isles Antilles	37,371
Caribe Subdivision	2,033
Laffite Subdivision	2,068
Palapala	3,099
Viscaya Villas	1,166
Anabah Gardens	662
Autonation Perrine	1,452
Michelle Manor	4,981
Llanos at Bird Road	1,117
RAAS Subdivision 2	1,454
Doral Meadows	4,659
Goldvue	1,099
PVC Estates 1 Addition	247
Nyurka Estates	799
Saminik Subdivision	2,793
Weitzer Serena Lake	3,412
Hawknest	1,771
Mystic Place	705
Garden Hills Subdivision	34,905
Heavenly Estates	1,836
Central Park Estates	446
Riviera Trace	9,848
Palm Spring Estates	11,119
Salma Lakes	7,829
Sinos Estates	470
Kendall Country Estates	11,421
Cosar Subdivision	5,703
Bridgeport	419
Red Garden	3,961
Bent Tree Com	2,215
West Dade Land	1,385
Karanero Falls	686
Balmoral Subdivision	1,241
Wonderly Estates	16,726
Reserve at Doral	2,588
Beacon at 97 Ave	6,705
Miami International Business Park	11,490
MICC	14,715
International Corporate Park	32,596
Biscayne Point South	1,747
Poinciana Lakes	488
San Marino	2,667
Old Cutler Forest	3,196
Five Stars	298
Big Five	466
Park Lakes	9,262
Ibis Villas	1,123
Enclave at Doral	1,853
Mito	3,060
Zoe Miller	948
Bonita Golfview	1,874
Mastrapa Estates	479
Palmetto Lakes	58,725
Dimauro Subdivision	441
Bird Garden Subdivision	3,431
Braman	464
Corsica Place	28,908
Deering Point	2,625
Summerwind Subdivision	2,182
Sarco Subdivision	1,259
Doral International	474
Hawksnest 1st Addition	884
Garden Hills West	35,631
Cres Estates	2,338
Sylvia Subdivision	580
Koki EST	786
Abaco Estates	249
Royal Landing	8,636
Royal Landing Estates	1,856
Community Partnership	12,239
Juan David Subdivision	1,372
Signature Gardens	584
Presidential Estates	3,013
Sunset Lakes Estates	1,567
Palace 1st Addition	751
Nicoi	1,213
Daily First Addition	770
Doral Commerce Park	4,381
Shirtee 1 and 2	1,015
Nomar Estates	1,583
Cantal West Industrial Park	495
Sunset Apartments	12,349
Hawknest 2nd Addition	591
Doral Savannah	4,416
Costa Dorada	1,046
Cartal Subdivision.	651
Mayte South	3,827
Acapulco	3,876
Emerald Oaks	1,651
Jefferson at Doral	3,540
Villas of Barcelona	320
San Denis San Pedro	11,967
Dadesky Subdivision	3,447
Miami International Parkway	7,759
Villa Esperanza	2,035
Country Park Estates	1,835
Daily Subdivision	976
Villa Real	497
Don Elias	5,167
CLC Subdivision	942
Les Jardins/Secret Gardens	450
Carlisle at Doral	432
Mansions at Pine Glen	1,412
Luz Estela	6,547
Jane Plaza Street	1,648
Mayito Estates	707

Coral Reef Nurseries	21,685
Villa Castillo	281
Prince of Peace	1,823
Puerto Bello at Doral	824
Valencia Grove	6,818
Shoreway Subdivision	34,588
Doral Terrace	4,845
Deer Creek Estates	6,169
Redland East Residential Subdivision	1,012
Preserve at Doral	1,061
Marpi Homes	5,059
Luis Angel Subdivision	712
Oak Ridge Falls 1st Addition	1,676
Crestview Lakes	14,944
Pine Needles East Section 5	1,698
Bonita Golf View Part Two	2,837
Ponce Estates	9,119
Hamptons	713
Transal Service Park	1,526
Park Lake by the Meadows	4,416
Castcana Estates	1,628
FC Subdivision	13,686
Kenwood Estates	1,039
The Mansions at Sunset	9,244
Dimensions at Doral	663
Venetian Lake	5,564
Superior Trace	2,145
Biarritz	1,853
Bonita	7,750
Bird Road Properties	19,018
Digna Gas Station	1,030
Twin Lake Shores	5,401
Migdalia Subdivision	455
Casa Lago	5,042
Krizia 5th Addition	2,225
Marquessa Subdivision	5,704
Chana Rose Estate	1,442
Lilandia Subdivision	2,012
Oaks South	10,303
Costa Bonita	737
Lago Mar 1st Addition	4,346
Larose Subdivision	845
Dolphin View	536
Balani Subdivision	4,763
La Espada	3,009
Genstar	2,589
Bismark Homes	2,865
Doral Concourse	1,076
Sab Subdivision	501
Tiffany at Sunset	2,019
A.V. Subdivision	1,063
Kayla's Place	13,927
Park View Town Homes Phase I	884
Park Lakes Sections 1-4	10,506
Mako Subdivision	775
Kaiser Subdivision	772
Precious Homes at Lakes by the Bay	1,928
DCP Subdivision 1st Addition	5,371
T and F Subdivision	4,809
Yasamin Subdivision	626
Marta Subdivision	1,184
Hidden Grove	6,033
West Lakes Estates	6,615
Ponce Estates Section II	6,952
Mystic Forest	593
Valencia Grove Estates	12,955
Millenium Subdivision	864
Gefen Equity Commercial	1,700
Miracle West	2,420
Sunset Lakes Estates 1st and 2nd Addition	14,867
Breckinridge Estates	1,569
Park Lake by the Meadows 4 and 5	4,854
Watersedge	2,065
GC Corp. I.A.D.	2,055
Park Lake by the Meadows Phase 6	4,388
Kendall Home Depot	7,916
Aladdin Subdivision	3,312
Krizia Subdivision 1st Addition	4,524
Estates Homes	5,143
Gabriella Subdivision	1,299
Century Park/Villas	1,444
Biarritz Phase 2	723
Redlands Forest	3,528
Miller South Subdivision	1,530
Sunset Pointe	1,516
Nito Subdivision	1,720
Erica Gardens	6,303
Crestview 1st and 2nd Addition	15,144
Stephanie's Subdivision	1,213
Canero's Oak	1,114
MDPD North District Station	899
Shoma at Country Club of Miami	386,410
Laroc Estates	7,053
Royalton Subdivision	6,180
Miller Cove 1st Addition	3,645
Marbella Estates	1,364
Sunset Farms	2,164
Silvia Subdivision	2,205
Oak Ridge Falls 2nd Addition	4,211
Kendall Hammocks Shopping Center	1,687
Nunez Homes	729
RAM Commercial Tract	4,957
Lakes Bay Section 14	12,211
Kendalland	27,067
Mindi Subdivision	1,710
Chiu Subdivision	792

Capri Homes	2,734
Sella Subdivision	6,535
Nelsay Subdivision	4,564
Esplanadas Dream	3,286
Miller Cove	9,226
EFM Estates	46,563
Emerald Lakes Estates	4,855
Kendall Breeze	5,104
Tamiami Gefen Industrial Park	20,808
AB at Tamiami Trail	130,584
Lakes of Tuscany	10,378
Old Cutler Apartments	2,231
Alco Estates and Addition 1-5	19,588
Children's Plaza	4,369
Adrian Builders at Tamiami	2,532
Milon Venture	43,985
Redlands Estates	5,861
Renaissance Estates	10,400
Kendaland center	2,752
Lauren's Pond	3,946
Mirana	1,858
Ed-Mar Estates	1,425
Grand Lakes	56,409
Plaza del Paraiso	1,756
Redlands Cove	7,617
Melody Homes Multipurpose Maint	662
A.S.A Subdivision	2,453
Milya Subdivision	3,720
BMS-Kendale Lakes	6,072
Shoma Villas at Country Club Of Miami	4,268
Cedar West Homes 3	10,959
Heiti Subdivision	373
Vega Coral Way Subdivision	6,878
Egret Lakes Homes	18,494
Alturas De Buena Vista	1,568
CVS at Coral Way	4,086
Nilo Subdivision	8,818
Hainlin Mill Estates Section 4	464
Alexa Subdivision	1,360
North Lake Park	2,026
Precious Executive Homes	5,224
Rosewood Homes	4,586
Miracle West 1st Addition	2,314
Camino Real Estates and 1st Addition	4,956
Eve Estates	6,167
Woodlands	4,090
Doral Pointe	514
Hermilio Subdivision	2,821
Park Centre Business Park	5,564
Cauley Palisades	7,624
Mardel Estates	3,582
Nicole Subdivision	2,815
Helena Homes	7,736
DVH Estates	12,120
Coral West Homes	1,029
Oaks South Estates	11,235
Mother of Christ Subdivision	1,603
Alina Estates	1,991
Emerald Isles	13,051
Lakes by the Bay South Commons	55,364
Miller's Landing	804
Costa Linda	2,870
Kendall Town Center	37,118
Koki Estates 1st Addition	1,117
Spanish Gardens Villas	2,003
Jesslyn Subdivision	12,865
North Palm Estates	10,572
Hainlin Reef North	1,659
Sabina Shopping Center	3,475
North Lake Commerce	3,350
Granada Homes Estates	1,043
Casa Lago 1st Addition	2,324
Tuscany Place	4,762
Walmart / Hialeah	13,171
Salcines	2,375
Isabella Estates	1,683
Estates Homes 3rd Addition	2,501
Cudimar at Black Point Marina	24,347
San Valentin	4,027
V and Q Holdings	727
Shoma Homes at Old Cutler Point	10,729
Florencia Estates	5,957
Miller Grove	820
Gefen-Maisel	503
Tamiami Industrial Park	4,313
Biscayne Drive Estates	10,569
Tuscan Lake Villas	3,434
Flightways Street	3,113
Deer Creek Estates 1st. Addition	3,033
Sussyan Subdivision	361
Eden Lakes	4,091
Danielle Patrick	3,660
Martex Business Center and 1st Addition	2,937
Countryside and 1st Addition	17,244
Melquiades Subdivision	1,167
Kingdom Dreams	24,247
Villas Del Campo	24,063
Century Estates and 1st Addition	21,482
South Gate Subdivision	3,800
Sabrina Twinhomes Subdivision	2,838
Courts at Tuscany Phase 2	2,493
Fava Estates	2,171
Cutler Lakes Homes Phase 1	3,359
La Costa at Old Cutler Section 1	3,984
Mica Subdivision 2nd Addition	2,804
Miami Free Zone Replat No. 2	485

Mica Subdivision and 1st Addition	10,270
Precious Forest Homes	4,689
Tamiami Marketplace	6,628
November Heights	2,416
King's Homes	1,824
Estate Homes 2nd Addition	1,479
Doral Isles North Sections 1 and 2	21,218
Miller Lake	3,483
Anaco Estates	4,751
Stephanie Subdivision	1,217
Chateaubleau Mansions	3,074
Spring West Estates	2,783
Keystone	33,081
Divine Saviour	2,808
Aileen Subdivision	3,293
Pelican Bay at Old Cutler	54,413
Cedar West Homes Two	3,640
Mystic Forest Two	1,327
Bent Tree Briarcliff	4,596
Ibis Villas at Doral	3,982
Flamingo Homes	6,123
Riverside Subdivision	6,626
Bluewaters Subdivision	33,871
Pete's Place	3,946
Anaco Estates 1st Addition	5,518
Santa Barbara Subdivision	2,527
South Point Cove	2,375
Homestar Landings	4,110
Park View Estates	4,163
King's Estates	1,988
Ethereal Subdivision	2,745
Kendallwood Industrial Park Replat	4,164
Cosmopolitan Roadway	18,050
Pine Manor	3,851
Sarah Nicole	1,217
Spicewood Subdivision	59,330
Mustang Ranch	6,251
Keystone West (deleted after budget came out)	3,115
Leti Subdivision	2,268
CMGD Subdivision	1,020
Belen Estates	2,242
Silver Palm Lake	12,539
Century Gardens	26,128
Islands at Doral	14,255
Virginia Estates	2,438
Costa Azul Homes	3,137
Oakland Estates	6,342
Lorant Enterprises at Tamiami	885
Silver Palm Plantation	1,544
Hainlin Mills Park View	1,008
Colonnade	8,948
J.C. Kern	8,147
Elise Estates	7,291
Santa Monica	3,764
Sunset Cove	1,484
Helena Homes First Addition	7,010
Superior Subdivision	489
Soto Mansions	5,392
149 Bird	2,166
Christopher Gardens	8,070
Moody Drive Estates 1st Addition	3,065
Christy's Estates	4,436
South Point	2,517
Hilda's Estates Subdivision	3,305
Silver Palm Homes	21,655
Beacon Lakes Phase One	22,772
Islands at Doral N.W.	11,206
Old Country Road Estates	1,925
West Doral Lakes	736
Chadustry Estates	3,363
Vista Trace Subdivision	4,756
Jarguti Subdivision	2,355
Islands at Doral 1st Addition	78,160
Leti Subdivision 1st Addition	1,323
Goulds Hammock Estates	3,196
Century Prestige	4,189
Olivia's Subdivision	5,609
Breeze at Galloway	4,766
Courts at Tuscany	6,429
Granada Ranch Estates	5,310
Century Breeze East	7,466
Rivendell	7,472
Shrader's Haven	7,335
Oak Lane	2,191
Islands at Doral Townhome	3,086
Cutler Breeze	2,474
Chateau Royal Estates	5,461
Culter Bay Palms	12,234
Sunset Lake Townhomes Multipurpose Maint.	1,806
Sable Palm Estates	6,608
Pinewood Park Extension	28,166
Naranja Gardens	13,992
Vitran Homes at Morningside	6,135
Nilo Estates	2,730
Matah Subdivision	3,463
Doral Isles North Section 3	1,768
Melgor Estates	3,080
Leyva Subdivision	1,782
Eurosuites at Doral	6,099
Silver Group Subdivision	3,521
Whistling Pines Creek	1,815
Zamora's Groove	6,240
California Club Estates	1,336
Hammock Plaza	918
Nava Subdivision	748
South Indian Subdivision	1,348

Rieumont Estates	4,549
Jeannie Forest	7,814
Silver Palm East and West	55,754
Vitran at Naranja Estates	4,554
Black Creek Homes	2,112
Abel Homes at Naranja Villas	2,525
Mandarin Lakes	120,529
Ozambela Subdivision	2,541
Redland East 1st Addition	4,790
Zamora's Grove 1st Addition	3,591
Bismark Estates	7,469
Buddy's Paradise	2,292
Farmland Development	974
B.M.S. Kendall	1,993
Peterson	4,623
Redlands Colonial Estates	2,752
Vany Subdivision	1,793
Alexandria Estates	3,569
Enclave at Black Point	74,538
Mansions at Sion	13,744
B.B.E. Subdivision	3,704
Mingo's Gardens	633
Terry Enterprises	6,058
Courts at Tuscany North	1,576
Silver Palms Park	4,889
Evergreen Garden Estates	6,537
Zumma Subdivision	546
Isla Margarita at Doral	2,506
South Point 1st Addition	2,636
Beacon at Doral	6,308
Rivendell East	4,173
Parkview Condominiums	3,442
Royal Gate Center	1,324
Lake Frances Subdivision	11,766
Forest Lake Paradise	1,451
Leti Subdivision 3rd Addition	625
A.S.A. Subdivision 1st Addition	3,577
Century Garden Village	3,226
Marisol Subdivision	1,691
BHM East Campus Expansion	833
Baroque Estates	866
Riviera Grand Estates	4,598
Garden Cove Estates	5,701
Castellanos at Coral Way	761
London Square	7,222
Tuscany Villas West	8,424
Sion Estates	3,526
BDG Kendall 162	3,065
Denis Subdivision	8,367
Century Gardens	18,145
Shops at 107	6,858
Cedar West Estates	3,946
Dolphmac	1,385
Reserve at Doral West	8,447
Sunset Square	9,483
Sunrise Commons	2,508
Town & Country Professional Center	2,086
Magnolia Landing	21,782
Mirabella	13,673
United Storage Doral	0
Veranda Subdivision Multipurpose Maint	8,942
Riviera Preparatory School	14,789
Jackson South Community Hospital	4,009
Woodside Oaks Multipurpose Maint	7,562
Casa Matias Multipurpose Maint	3,244
Rita Garden - The Center	538
Doral Public Works Facility	<u>1,956</u>
Total	<u>\$11,234,894</u>

**Special Taxing Districts -- Security Guards  
(Fund SO 900, Subfund 905)**

**Revenues:**

**2013-14**

Carryover -- Security Guard Districts	\$1,402,059
Special Taxing Districts FY 2012-2013 Assessments -- Security Guard Districts	<u>11,425,825</u>
Total	<u>\$12,827,884</u>

**Expenditures:**

Palm and Hibiscus Island	\$480,263
Star Island	228,843
Miami Lakes Loch	418,061
Hammock Oaks Harbor	211,296
Belle Meade Island	222,686
N Dade C.C./Andover	404,210
Keystone Point	644,570
Highland Gardens	219,055
Belle Meade	222,846
Sans Souci	330,642
Allison Island	208,166
Biscayne Beach	228,121
Biscayne Point	218,853
Coventry Security	216,666
Old Cutler Bay	459,445
North Bay Island Security	223,291
Devonwood	192,849
Pine Bay Estates	167,690
Eastern Shores 1st Addition	156,747
Miami Lakes Section 1	210,632
Oak Forest Stationary	420,876
Oak Forest Roving	412,028
Highland Lakes	418,732

Enchanted Lake	435,785
Hammock/Lake Banyon Dr.	181,743
Gables By The Sea	417,038
Royal Oaks Section 1	379,662
Eastern Shores Security Guard	343,163
Snapper Creek Lakes	228,656
Cocoplum Phase 1	276,257
Sunrise Harbor Security Guard	206,774
Four Way Lodge Estate Security Guard	194,008
Bay Heights Security Guard	297,895
Kings Bay Security Guard	209,217
Brickell Flagler Plaza Security Guard	187,960
Morningside Security Guard	393,274
Davis Ponce Rov Patrol	251,625
Entrada Security Guard	219,341
Fairhaven Rov Patrol	106,861
Natoma Rov Patrol	38,827
Royal Oaks East	373,188
Hammocks Lake	623,783
Lakes by the Bay So. Commons	394,536
Sabel Palm ROV Patrol	151,722
Total	<u>\$12,827,884</u>

**Special Tax Districts -- Landscape Maintenance  
(Fund SO 900, Subfund 906)**

<b>Revenues:</b>	<b>2013-14</b>
Carryover -- Landscape Maintenance Districts	\$4,287,300
Special Taxing Districts FY 2012-2013 Assessments -- Landscape Maintenance Districts	4,791,904
Special Taxing Districts FY 2012-2013 Assessments -- Road Maintenance Districts	<u>18,026</u>
Total	<u>\$9,097,230</u>

<b>Expenditures:</b>	
Kendale Lakes	\$846,702
Air Park Industrial LMD	15,625
Royal Harbor	29,190
Skylake Golf Club	31,341
Dolphin Center	873,550
Free Zone Industrial	14,734
Westwind Lakes	489,090
Mediterrania	12,717
Limewood Grove	176,648
East Oakmont Dr	8,093
Forest View	23,820
Ledrew Estates	8,264
Allison Estates	13,851
Forest Lakes	253,110
West Kendall Best	102,500
Shoma/Tamiami II	87,415
Aristotle Subdivision	304,463
Old Cutler Homes	15,431
Corsica	46,868
Doral Park	291,475
Sinos Estates	6,105
Garden Hills Subdivision	223,574
Doral Isles	310,759
Wonderly Estates	90,655
Park Lakes Multipurpose	34,482
Interior Homes	3,334
Corsica Place	56,086
Garden Hills West	94,437
Royal Landings Estate	14,214
Royal Landings Multipurpose	48,598
San Denis-San Pedro Multipurpose	90,483
Ponce Estates Multipurpose	54,797
Shoreway Subdivision	183,223
Venetian Lake Multipurpose	39,155
Marpi Homes Multipurpose	52,544
Park Lakes by the Meadows 3	9,270
Casa Lago Multipurpose	40,121
Highland Lakes	42,500
Ponce Estates Section 2	98,681
Alco Estates and Additions 1-5	21,745
Moody Drive	27,179
Watersedge Multipurpose	63,678
Park Lakes by the Meadows 4	21,582
Mangus Sub Multipurpose	148,623
Erica Gardens	74,765
Park Lakes by the Meadows 6	18,079
Valencia Grove Estates	52,746
Crestview Lake 1 and 2	44,282
Miller Cove Multipurpose	9,654
Kendalland Multipurpose	151,934
Capri Homes	8,127
Sella Subdivision	18,006
Miller Cove 1st Addition	57,669
Emerald Lakes Estates	61,846
Candlewood Lake	16,547
Milon Venture Multipurpose	743,238
Renaissance Estates	69,064
Lauren's Pond	30,584
Grand Lakes	263,255
Melody Homes	2,492
Laroc Estates	24,193
Precious Executive Homes	32,860
Woodlands Multipurpose	38,223
Helena Homes	22,785
D.V.H. Estates Multipurpose	25,570
Oak South Estates	99,732
Coral West Homes	14,947
North Palm Estates	12,303
Hailin Reef North	4,542

Genstar Multipurpose	28,121
Casa Lago 1st Addition	20,552
Florenca Estates	14,119
Biscayne Drive Estates	27,725
Eden Lakes Multipurpose	60,500
Danielle Patrick Subdivision	8,336
Countryside and 1st Addition	235,990
Kingdom Dreams	310,870
Century Estates and 1st Addition	154,575
Fava Estates	4,676
Precious Forest Homes	29,258
Balani	23,701
Miller Lakes	37,670
CVS-167 Multipurpose	14,897
Bonita Golf View 2nd Addition	16,992
Keystone Multipurpose	20,667
Aileen Subdivision	0
Cedar West Homes Two	42,278
Jordan's Landing	18,225
Flamingo Homes	34,027
Pete's Place	49,259
Santa Barbara Multipurpose	61,611
Homestar Landing	13,233
Kings Estates	21,493
Cosmopolitan Roadway Multipurpose	29,056
Cedar West Homes Three	37,772
Sarah Nicole Estates	9,212
Oakland Estates	17,511
South Kendale Estate	16,353
Camino Real Estates 1st Addition	9,380
J.C. Kern	70,618
Sunset Cove Multipurpose	6,981
Superior Subdivision	4,055
Renaissance Ranches	30,386
Moody Drive Estates 1st Addition	22,605
Christopher Gardens	27,343
Jarguti Subdivision	4,376
Olivia's Subdivision	6,178
Chadustry Estates	4,168
Granada Ranch Estates	0
Zamora Estates	0
Deer Creek Estates 1st. Addition	4,169
Hilda's Estates Multipurpose	1,982
Cutler Breeze	0
Chateau Royal Estates	22,194
Culter Bay Palms	24,912
Sable Palm Estates	61,267
Naranja Gardens	17,724
Goulds Hammocks Estates	24,737
Vitran Homes at Morningside	0
Zamora's Grove	11,464
Rieumont Estates	6,220
Alexandria Estates	9,483
Evergreen Garden Estates	32,128
Les Chalets	18,026
Total	<u>\$9,097,230</u>

**HURRICANE KATRINA FUND  
(FUND 984001)**

<b>Revenues:</b>	<b>2013-14</b>
Federal FEMA and State Revenue	<u>\$1,000,000</u>
<b>Expenditures:</b>	
Hurricane Katrina Expenditures	<u>\$1,000,000</u>

**HURRICANE WILMA FUND  
(FUND 985001)**

<b>Revenues:</b>	<b>2013-14</b>
Carryover	<u>\$5,000,000</u>
<b>Expenditures:</b>	
Hurricane Wilma Expenditures	<u>\$5,000,000</u>

**Future Debt Obligations**

<b>Revenues:</b>	<b>Prior Years</b>	<b>FY 2013-14</b>	<b>Future Years</b>	<b>Total</b>
Financing Proceeds	<u>\$82,328,000</u>	<u>\$30,467,000</u>	<u>\$251,611,000</u>	<u>\$364,406,000</u>
<b>Expenditures:</b>				
Enterprise Resource Planning Implementation	\$5,855,000	\$22,148,000	\$17,997,000	\$46,000,000
Rickenbacker West Bridge/Bear Cut Rehabilitation	9,896,000	19,732,000	0	29,628,000
Children's Courthouse	0	29,967,000	500,000	30,467,000
CAHS Transportation Buses	0	2,758,000	0	2,758,000
Elections Electronic Voter Identification Systems (EVIDS)	0	2,480,000	0	2,480,000
Elections Reliavote Absentee Ballot Sorter and Server	0	1,462,000	0	1,462,000
Animal Services Shelter	0	0	11,611,000	11,611,000
Krome Detention Center	<u>0</u>	<u>0</u>	<u>240,000,000</u>	<u>240,000,000</u>
Total	<u>\$15,751,000</u>	<u>\$78,547,000</u>	<u>\$270,108,000</u>	<u>\$364,406,000</u>



MIAMI-DADE AVIATION DEPARTMENT  
Revenue Fund

<u>Revenues:</u>	<u>2013-14</u>
Carryover	\$68,627,000
Miami International Airport	758,282,000
Tamiami Airport	2,178,000
Opa-locka Airport	4,013,000
Homestead Airport	505,000
Training and Transition Airport	28,000
Transfer from Improvement Fund	<u>64,729,000</u>
Total	<u>\$898,362,000</u>
 <u>Expenditures:</u>	
Miami International Airport	\$426,323,000
Tamiami Airport	830,000
Opa-locka Airport	930,000
Homestead Airport	553,000
T & T Airport	334,000
Contingency	<u>6,000,000</u>
Subtotal Operating Expenditures	<u>\$434,970,000</u>
Transfer to Other Funds:	
Sinking Fund	\$296,328,000
Reserve Maintenance	20,000,000
Improvement Fund	<u>75,294,000</u>
Subtotal Transfers to Other Funds	<u>\$391,622,000</u>
Operating Reserve/Ending Cash Balance	<u>\$71,770,000</u>
Total	<u>\$898,362,000</u>

**Improvement Fund**

<u>Revenues:</u>	<u>2013-14</u>
Carryover	\$125,000,000
Transfer from Revenue Fund	75,294,000
Transfer from Interest and Sinking Fund	2,000,000
Interest Earnings	<u>200,000</u>
Total	<u>\$202,494,000</u>
 <u>Expenditures:</u>	
On-Going Improvement Fund Projects	\$12,000,000
Projects in Capital Improvement Program	72,238,000
Payment of Viaduct Loan	5,000,000
Payment of DB Bonds Debt Service	15,431,000
Transfer to Revenue Fund	64,729,000
Ending Cash Balance	<u>33,096,000</u>
Total	<u>\$202,494,000</u>

**Reserve Maintenance Fund**

<u>Revenues:</u>	<u>2013-14</u>
Carryover	\$50,000,000
Transfer from Revenue Fund	20,000,000
Grants Contribution	16,000,000
Interest Earnings	<u>150,000</u>
Total	<u>\$86,150,000</u>
 <u>Expenditures:</u>	
Projects Committed	\$75,825,000
Ending Cash Balance (Reserved for Emergencies)	<u>10,325,000</u>
Total	<u>\$86,150,000</u>

**Construction Fund (Trust Agreement Bonds)**

<u>Revenues:</u>	<u>2013-14</u>
Carryover	\$51,425,000
Transfer from Construction Fund (Carryover)	25,000,000
Transfer from Claim Fund (Carryover)	8,575,000
Grant Funds	<u>42,915,000</u>
Total	<u>\$127,915,000</u>

<u>Expenditures:</u>	
Projects in Capital Improvement Program	<u>\$127,915,000</u>

**Construction Fund (Double Barrel Bonds)**

<u>Revenues:</u>	<u>2013-14</u>
Carryover	\$25,000,000
Interest Earnings	<u>100,000</u>
Total	<u>\$25,100,000</u>

<u>Expenditures:</u>	
Transfer to Construction Fund	\$25,000,000
Ending Cash Balance	<u>100,000</u>
Total	<u>\$25,100,000</u>

**Interest & Sinking Fund**

<u>Revenues:</u>	<u>2013-14</u>
Carryover	\$172,000,000
Transfer from Revenue Fund	296,328,000
PFC Revenues	75,000,000
Interest Earnings	<u>5,000,000</u>
Total	<u>\$548,328,000</u>

<u>Expenditures:</u>	
Debt Service - Principal	\$83,155,000
Debt Service - Interest	291,173,000
Transfer to Improvement Fund	2,000,000
Ending Cash Balance	<u>172,000,000</u>
Total	<u>\$548,328,000</u>

**Double Barrel Bonds**

<u>Revenues:</u>	<u>2013-14</u>
Carryover	\$31,400,000
Transfer from Improvement Fund	15,431,000
Interest Earnings	<u>300,000</u>
Total	<u>\$47,131,000</u>

<u>Expenditures:</u>	
Payment of DB Bonds Debt Service	\$15,431,000
Ending Cash Balance (Reserve for Claims)	<u>31,700,000</u>
Total	<u>\$47,131,000</u>

**Environmental Fund**

<u>Revenues:</u>	<u>2013-14</u>
Carryover	\$50,000,000
Interest Earnings	<u>300,000</u>
Total	<u>\$50,300,000</u>

<u>Expenditures:</u>	
Projects Committed	\$30,000,000
Ending Cash Balance (Reserve for Emergencies)	<u>20,300,000</u>
Total	<u>\$50,300,000</u>

**Claim Fund**

<u>Revenues:</u>	<u>2013-14</u>
Carryover	\$1,000,000
Annual Contribution	7,500,000
Interest Earnings	<u>75,000</u>
Total	<u>\$8,575,000</u>

<u>Expenditures:</u>	
Transfer to Construction Fund	<u>\$8,575,000</u>

**Public Housing and Community Development  
(Public Housing Operations Fund)**

<u>Revenues:</u>	<u>2013-14</u>
Carryover	\$11,789,000
Rental Income	18,651,000
Interest Income	20,000
Miscellaneous Operating Revenues	2,037,000
Public Housing Subsidy	31,863,000
Federal Grants	<u>3,896,000</u>
Total	<u>\$68,256,000</u>

<u>Expenditures:</u>	
Operating Expenditures	\$49,214,000
Transfer to Central Office Cost Center Fund	10,694,000
Reserves	<u>8,348,000</u>
Total	<u>\$68,256,000</u>

**Public Housing and Community Development  
(Central Office Cost Center (COCC) Fund)**

<u>Revenues:</u>	<u>2013-14</u>
Transfer from Public Housing Operations Fund	<u>\$10,694,000</u>

<u>Expenditures:</u>	
Central Office Operations	\$10,423,000
Reserves	<u>271,000</u>
Total	<u>\$10,694,000</u>

**PUBLIC HOUSING AND COMMUNITY DEVELOPMENT  
(Contract Administration Fund)**

<u>Revenues:</u>	<u>2013-14</u>
Carryover	\$607,000
Housing Assistance Payments	150,322,000
Section 8 Administrative Fee	13,953,000
Miscellaneous Revenues	<u>93,000</u>
Total	<u>\$164,975,000</u>

<u>Expenditures:</u>	
Section 8 Program Administration	\$13,048,000
Section 8 Housing Assistance Payments	150,929,000
Reserves	<u>998,000</u>
Total	<u>\$164,975,000</u>

**PUBLIC HOUSING AND COMMUNITY DEVELOPMENT  
(Housing and Community Development Funds)**

<u>Revenues:</u>	<u>2013-14</u>
Carryover	\$124,872,000
Community Development Block Grant (CDBG) FY 2014 Entitlement	11,002,000
CDBG Program Income	152,000
Documentary Stamp Surtax	24,000,000
Emergency Shelter Grant	774,000
Program Income	95,000
HOME Investment Partnerships Program Entitlement FY 2014	3,325,000
HOME Program Income	1,000,000
NSP Program Income	2,000
SHIP FY 2014 Entitlement	2,280,000
Loan Repayments	5,741,000
Interest on Investments	600,000
Loan Servicing Fees	1,005,000
Rental Assistance Payment	1,659,000
Miscellaneous Revenue	<u>740,000</u>
Total	<u>\$177,247,000</u>

<u>Expenditures:</u>	
Administration CDBG and HOME	\$2,532,000
FY 2014 CDBG County Programs:	
CAHS - Treatment Alternative To Street Crime	340,000
CAHS - Advocates for Victims	\$485,000
CAHS GMSC - Graffiti Abatement Program	\$170,000
PWWM - Graffiti Removal	\$233,000
RER - Code Enforcement	\$429,000
Countywide Public Facilities and Capital Improvement	2,744,000
Operating and Programmatic Expenditures	57,698,000
Transfer to Capital Outlay Reserve (Fund 310) for Debt Service	501,000
Reserves	<u>112,115,000</u>
Total	<u>\$177,247,000</u>

PUBLIC HOUSING AND COMMUNITY DEVELOPMENT  
PARROT JUNGLE  
U.S. HUD Section 108 Loan

<u>Revenues:</u>	<u>2013-14</u>
Loan Repayment from the City of Miami (80%)	\$1,683,000
Transfer from Countywide General Fund (20%)	<u>421,000</u>
Total	<u>\$2,104,000</u>

<u>Expenditures:</u>	
Transfer to Debt Service (Project 292700)	<u>\$2,104,000</u>

PUBLIC HOUSING AND COMMUNITY DEVELOPMENT  
TARGETED URBAN AREAS  
U.S. HUD Economic Development Initiatives Section 108 Loan

<u>Revenues:</u>	<u>2013-14</u>
Loan Repayments	<u>\$2,131,000</u>

<u>Expenditures:</u>	
Transfer to Debt Service	<u>\$2,131,000</u>

PUBLIC HOUSING AND COMMUNITY DEVELOPMENT  
BROWNSFIELDS ECONOMIC DEVELOPMENT INITIATIVE  
U.S. HUD Section 108 Loan

<u>Revenues:</u>	<u>2013-14</u>
BEDI Carryover	<u>\$155,000</u>

<u>Expenditures:</u>	
Payment to Debt Service (Project 292900)	<u>\$155,000</u>

PUBLIC HOUSING AND COMMUNITY DEVELOPMENT  
Capital Program Fund

<u>Revenues:</u>	<u>Prior Years</u>	<u>2013-14</u>	<u>Future Years</u>	<u>All Yrs. Budget</u>
Capital Fund Program (CFP) - 711	\$4,030,000	\$1,793,000	\$0	\$5,823,000
Capital Fund Program (CFP) - 712	2,723,000	2,849,000	611,000	6,183,000
Capital Fund Program (CFP) - 713	0	2,106,000	4,367,000	6,473,000
CDBG Neighborhood Stabilization Fund	13,047,000	6,036,000	0	19,083,000
Hope VI Grant	<u>0</u>	<u>5,609,000</u>	<u>4,303,000</u>	<u>9,912,000</u>
Total	<u>\$19,800,000</u>	<u>\$18,393,000</u>	<u>\$9,281,000</u>	<u>\$47,474,000</u>

<u>Expenditures:</u>	
Public Housing and Community Development Improvement	<u>\$19,800,000</u>

MIAMI-DADE WATER AND SEWER  
Revenue Fund

<u>Revenues:</u>	<u>2013-14</u>
Operating:	
Water Production	\$263,070,000
Wastewater Disposal	<u>306,887,000</u>
Subtotal Operating Revenues	<u>\$569,957,000</u>

Non-operating:	
Interest Income (Net of Changes in Non-Cash Items)	\$3,060,000
FY 2012-13 Cash Requirement per Bond Ordinance	57,383,000
Receipt from County General Fund - Partial Payment 2012 Loan	5,000,000
Subtotal Non-Operating Revenues	<u>\$65,443,000</u>

Transfer From Other Funds:	
Transfer from W&S General Reserve Fund	\$7,963,000

Total	<u>\$643,363,000</u>
-------	----------------------

<u>Expenditures:</u>	
Operating:	
Water Production	\$154,650,000
Wastewater Disposal	183,119,000
Administrative Reimbursement	18,809,000
Capital Funding:	
Renewal and Replacement	70,000,000
Fire Hydrant Fund (Net of \$500,000 Transfer to Fire Department)	<u>2,328,000</u>
Subtotal Operating Expenditures	<u>\$428,906,000</u>

Non-operating:	
FY 2012-13 Cash Requirement per Bond Ordinance	<u>\$59,430,000</u>

Total Debt Service Requirements (Including interest earnings)	<u>\$155,027,000</u>
---	----------------------

Total	<u>\$643,363,000</u>
-------	----------------------

RESTRICTED ASSETS FUNDS

WATER AND SEWER RENEWAL AND REPLACEMENT FUND

<u>Revenues:</u>	<u>2013-14</u>
Carryover	\$66,317,000
Transfers from Revenue Fund	<u>70,000,000</u>
Total	<u>\$136,317,000</u>

<u>Expenditures:</u>	
Water Expenditures	\$45,599,000
Wastewater Expenditures	73,927,000
Ending Cash Balance Available for Future Project Costs	<u>16,791,000</u>
Total	<u>\$136,317,000</u>

WATER PLANT EXPANSION FUND

<u>Revenues:</u>	<u>2013-14</u>
Carryover	\$10,679,000
Connection Fees	<u>479,000</u>
Total	<u>\$11,158,000</u>

<u>Expenditures:</u>	
Construction Expenditures	\$783,000
Ending Cash Balance Available for Future Project Costs	<u>10,375,000</u>
Total	<u>\$11,158,000</u>

WATER AND SEWER CAPITAL IMPROVEMENT FUND

<u>Revenues:</u>	<u>2013-14</u>
Carryover	\$309,287,000
Revenue from Special Construction	<u>1,300,000</u>
Total	<u>\$310,587,000</u>

<u>Expenditures:</u>	
Water Construction Expenditures	\$52,760,000
Wastewater Construction Expenditures	91,284,000
Ending Cash Balance	<u>166,543,000</u>
Total	<u>\$310,587,000</u>

WATER AND SEWER DEBT SERVICE FUND

<u>Revenues:</u>	<u>2013-14</u>
FY 2012-13 Debt Service Fund Requirement	\$117,617,000
Transfers from Revenue Fund	146,517,000
Interest Earnings	<u>8,500,000</u>
Total	<u>\$272,634,000</u>

<u>Expenditures:</u>	
Debt Service Payments	\$155,017,000
FY 2013-14 Debt Service Fund Requirement	<u>117,617,000</u>
Total	<u>\$272,634,000</u>

GENERAL RESERVE FUND

<u>Revenues:</u>	<u>2013-14</u>
Carryover	<u>\$27,164,000</u>

<u>Expenditures:</u>	
Transfer to Revenue Fund	\$7,963,000
Ending Cash Balance	<u>19,201,000</u>
Total	<u>\$27,164,000</u>

**RATE STABILIZATION FUND**

<u>Revenues:</u>	<u>2013-14</u>
Carryover	<u>\$30,536,000</u>
<b>Expenditures:</b>	
Ending Cash Balance	<u>\$30,536,000</u>
Total	<u>\$30,536,000</u>

**FIRE HYDRANT FUND**

<u>Revenues:</u>	<u>2013-14</u>
Carryover	\$790,000
Transfers from Revenue Fund	<u>2,328,000</u>
Total	<u>\$3,118,000</u>
<b>Expenditures:</b>	
Construction Expenditures	\$2,296,000
Ending Cash Balance Available for Future Project Costs	<u>822,000</u>
Total	<u>\$3,118,000</u>

**WASTEWATER PLANT EXPANSION FUND**

<u>Revenues:</u>	<u>2013-14</u>
Carryover	\$33,453,000
Connection Fees	<u>12,000,000</u>
Total	<u>\$45,453,000</u>
<b>Expenditures:</b>	
Construction Expenditures	\$31,648,000
Ending Cash Balance Available for Future Project Costs	<u>13,805,000</u>
Total	<u>\$45,453,000</u>

**WATER AND WASTEWATER STATE REVOLVING LOAN FUND**

<u>Revenues:</u>	<u>2013-14</u>
Carryover	<u>\$125,000</u>
Total	<u>\$125,000</u>
<b>Expenditures:</b>	
Ending Cash Balance	<u>\$125,000</u>
Total	<u>\$125,000</u>

**JACKSON HEALTH SYSTEMS**  
**Operating Budget**  
**Including Funded Depreciation**

**Revenues:**

	<u>2013-14</u>
Transfer from Countywide General Fund-Maintenance of Effort	\$137,571,000
County Health Care Sales Surtax	211,840,000
Net Patient Service Revenue	1,013,875,000
JMH Health Plan Revenue/Managed Care Revenue	83,683,000
Other Operating Revenues excluding JMH Health Plan Revenue	109,370,000
Other Non-Operating Revenue	18,025,000
Cash Carryover Available for Operations	<u>80,283,000</u>
<b>Total*</b>	<b><u>\$1,654,647,000</u></b>
Operating Expenses excluding JMH Health Plan Purchase of Services	\$1,418,186,000
JMH Health Plan Purchase of Services	74,202,000
Depreciation/Transfer to Capital	40,000,000
Principal Payments	7,645,000
Reserve for Restricted Cash	602,000
Reduction in Accounts Payable	20,243,000
Cash for Unanticipated Expenses/Carryover in FY 2013-14	<u>93,769,000</u>
<b>Total</b>	<b><u>\$1,654,647,000</u></b>

\*Total Revenues include adjustments for uncollectible accounts, contractual allowances, and the 95% adjustment required by State law.

Notes: Jackson Health System (JHS) provides for inmate medical services in compliance with all applicable laws and requirements. The above budget includes \$33.8 million reimbursement to the County for the JHS' share of the County's Medicaid liability; \$300,000 for the County Attorney's Office for time spent on Workman's Compensation claims; \$6.8 million for Community Health of South Florida, Inc.; and \$1.133 million for the Miami Dade Health Department.

**Capital Budget**

<u>Revenues:</u>	Prior Years	FY 2013-14	Future Years	Total
Funded Depreciation	\$3,513,000	\$40,000,000	\$450,000,000	\$493,513,000
Series 2005 Revenue Bond Proceeds	49,404,000	0	0	49,404,000
Series 2005 Revenue Bond Interest	733,000	75,000	0	808,000
Series 2009 Revenue Bond Proceeds	31,169,000	0	0	31,169,000
Series 2009 Revenue Bond Interest	1,405,000	50,000	0	1,455,000
Foundation	2,000,000	0	0	2,000,000
Federal Grants	<u>1,019,000</u>	<u>4,092,000</u>	<u>1,933,000</u>	<u>7,044,000</u>
	<b><u>\$89,243,000</u></b>	<b><u>\$44,217,000</u></b>	<b><u>\$451,933,000</u></b>	<b><u>\$585,393,000</u></b>
<b><u>Expenditures:</u></b>				
Facility Improvements	\$5,993,000	\$44,026,000	\$190,071,000	\$240,090,000
Information Technology	0	9,039,000	134,999,000	144,038,000
Infrastructure Improvements	16,102,000	36,332,000	0	52,434,000
Medical Equipment	<u>4,579,000</u>	<u>9,252,000</u>	<u>135,000,000</u>	<u>148,831,000</u>
<b>Total</b>	<b><u>\$26,674,000</u></b>	<b><u>\$98,649,000</u></b>	<b><u>\$460,070,000</u></b>	<b><u>\$585,393,000</u></b>

Note: This schedule is net of County Building Better Communities General Obligation Bond projects for Jackson Health System