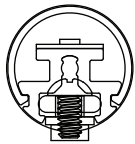


PROJECT

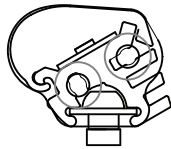
FIXTURE TYPE

The GLS Knife Edge Flex Cove is a revolutionary product series that creates a modern knife edge cove capable of being field curved in order to follow complex shapes and designs. The GLS Knife Edge provides a clean and consistent architectural detail that allows for limitless design applications and easy installation of indirect linear LED fixtures.

LUMINAIRES

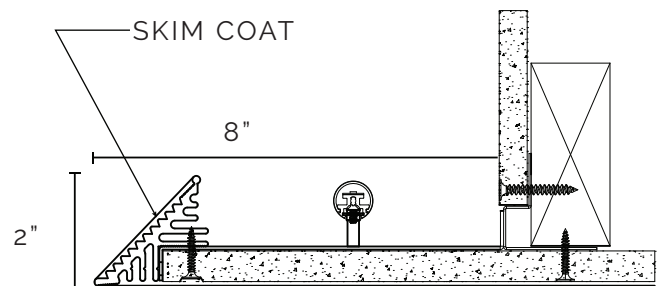


BAR SYMMETRIC



ASYMMETRIC

TECHNICAL DRAWING



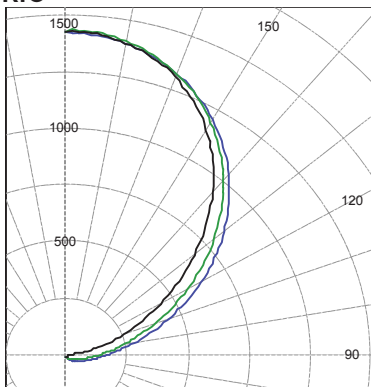
PHOTOMETRICS

BAR SYMMETRIC

power
38 watts

lumens
4294 lm

C0 Black
C45 Green
C90 Blue



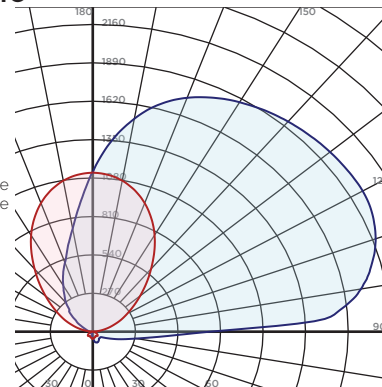
*photometric data shown for gW/ft 4' fixture @ 3000K

ASYMMETRIC

power
38 watts

lumens
4750 lm

RED - 90°, 270° plane
BLUE - 0°, 180° plane



*photometric data shown for gW/ft 4' fixture @ 3000K

PAT. 10,295,132



FEATURES

output

standard output: 5w per foot 516 lumens per foot
high output: 9w per foot 1057 lumens per foot

optics

frosted acrylic lens
linear asymmetric collimator

curve requirements

fixture can be installed in straight runs or in complex curves. Curving runs are provided in flexible material, any radius under 2FT is prefabricated with +/- 10° of flex

installation

cove framing system installed with sheet rock, corner bead and skim coat before light fixture installation. LED fixtures snap on to mounting posts

materials

aluminum flexible cove framing system, flexible continuous face plate for skim coat, extruded aluminum LED fixture

driver

remote 120-277v driver with 0-10V dimming controls provided as standard, alternates can be specified

options

90° inside and outside corner kits and soft radius corner kits available
consult factory for modification requests

certifications

UL Listed, JA8 Available, Made in the USA

ORDERING

FRAMING

GLSKE

STRAIGHT FLEX

STR - straight profile
FLEX - flexible profile

FRAMING OPTIONS

ICK - inside corner kit
OCK - outside corner kit
ICKR - inside corner kit - round
OCKR - outside corner kit - round
XX' - custom radius*
* for any radius smaller than 4'-0"

SPECIALTY OPTIONS

RGB
RGBW
DIM TO WARM - 2200K-3000K
COLOR TUNING - 2700K-6500K
JA8
CONTACT FACTORY FOR WATTAGES
AVAILABLE IN SPECIALTY OPTIONS

EXAMPLE

GLSKE-FLEX BAR-5-0-10V-30K

LUMINAIRE

BAR - symmetric output
ASY - asymmetric output

OUTPUT

3 - 3w per foot output
5 - 5w per foot output
9 - 9w per foot output

CONTROL

ND - non dimming	LUTRON - specify
0-10V - 0-10V dimming	OTHER - specify
H3D - lutron hilume 3D	POE - specify POE controller

COLOR TEMPERATURE

27K - 2700K	35K - 3500K
30K - 3000K	40K - 4000K

PAT. 10,295,132