Honeywell

301 Plainfield Road, Suite 330
Syracuse, NY 13212
www.honeywell.com

March 25, 2021

Ms. Nicole Smith, P.E.
NYSDEC Division of Materials Management, Region 7
615 Erie Boulevard West
Syracuse, New York 13204

Re: Solvay Wastebeds 9-15 Site, Towns of Camillus and Geddes, Onondaga County, NY
Site No. 73-40-76 (Consent Order Index # D-7-0001-02-03)
Shrub Willow Sustainable Remedy PDI Report
Consent Order Deliverables

Dear Ms. Smith:

In accordance with the referenced Consent Order, Ramboll Americas Engineering Solutions, Inc. (Ramboll) has finalized the Shrub Willow Sustainable Remedy (SWSR) Pre-Design Investigation (PDI) Report on behalf of Honeywell to incorporate the Department's June 25, 2019 comments, in accordance with Honeywell's responses dated October 23, 2019. This plan is a companion document to the previously submitted Site Closure Plan (December 31, 2020), Operation and Maintenance Plan (February 19, 2021), and Performance Verification Plan (March 25, 2021). Two supporting documents regarding the salt marsh interim measure, and evaluation of the monitoring data collected since 2012 will be submitted under separate cover.

Please contact Maureen Markert (315 420-7382) at Ramboll or me if you have any questions or comments.

Sincerely,

Stephen J. Miller, P.E.
Syracuse Remediation Program Manager

Enc.

ec:	James Gruppe	NYSDEC Region 7	Carol Lamb-Lafay	NYSDEC Albany
	Brian Parker	NYSDEC Region 7	Jean Foley	NYSDEC Cortland
	Valarie Ellis	NYSDEC Region 7	Daniel Bishop	NYSDEC Cortland
	Julie Melancon	NYSDEC Region 7	Kerry Dziubek, Esq	Arnold & Porter LLP
	Matthew Kazmierski	NYSDEC Region 7	Shane Blauvelt	Honeywell
	Matthew Widay	NYSDEC Region 7	Maureen Markert	Ramboll
	Shu Zhang	NYSDEC Region 7	Christopher Calkins	Ramboll
	Margaret Sheen, Esq	NYSDEC Region 7	Tom Conklin	Ramboll
	Jaime Lang	NYSDEC Albany	Rob Trent	Ramboll

Intended for
Honeywell International Inc.

Document type
Report

Date
March 2021

WASTEBEDS 9-15 SHRUB WILLOW SUSTAINABLE REMEDY PRE-DESIGN INVESTIGATION
CAMILLUS, NEW YORK

RAMBOLL Bright ideas. Sustainable change.

ESF State University of New York College of Environmental Science and Forestry

WASTEBEDS 9-15 SHRUB WILLOW SUSTAINABLE REMEDY
PRE-DESIGN INVESTIGATION
CAMILLUS, NEW YORK

Project name	**Wastebeds 9-15 Shrub Willow Sustainable Remedy**
Project no.	**1163.75018**
Recipient	**Honeywell**
Document type	**Report**
Version	**1**
Date	**March 25, 2021**
Prepared by	**Michael Mellen**
SUNY ESF Collaborators	**Timothy A. Volk, PhD; Mark Eisenbies, PhD; Justin Heavy, Karl Hallen**
Checked by	**Maureen Markert, PE, Anthony Eallonardo, PhD**
Approved by	**Christopher Calkins**
Description	**Pre-Design Investigation Report for Shrub Willow Sustainable Remedy**

Ramboll
333 West Washington Street
Syracuse, NY 13202
USA

T 315-956-6100
F 315-463-7554
https://ramboll.com

© 2021
All Rights Reserved

CONTENTS

Executive Summary		**6**
1.	**Introduction**	**7**
1.1	Background	7
1.2	Goals and Objectives	8
2.	**Willow Cover Establishment**	**9**
2.1	Shrub Willow Cycle	9
2.2	Shrub Willow Plot Layout	10
2.3	Shrub Willow Plot Site Preparation	10
2.3.1	Clearing and Grubbing	10
2.3.2	Organic Amendment Management and Incorporation	11
2.4	Shrub Willow Plot Planting	13
2.5	Shrub Willow Plot Maintenance	15
2.6	Shrub Willow Plot Harvesting	16
2.7	Schedule Management	16
2.8	Odor Monitoring	17
3.	**Hydrologic Study**	**18**
3.1	Groundwater Monitoring	18
3.1.1	Groundwater Characterization	18
3.1.2	Seasonal Changes in Groundwater Elevations	19
3.1.3	Groundwater Elevation Responses to Precipitation Events	20
3.1.4	Role and Effectiveness of Weir Boxes	21
3.1.5	Impact of Willow Cover on Groundwater Elevations	21
3.1.6	Relationship between Inland Salt Marsh and Groundwater	22
3.1.7	Potential for horizontal and Vertical Groundwater Movement	22
3.2	Surface Water Monitoring	23
3.2.1	Surface Water Characterization	23
3.2.2	Storm Water Runoff Rates	24
4.	**ET Cover Conditions and Functions**	**25**
4.1	Soil Quality Monitoring	25
4.1.1	pH	25
4.1.2	Total Organic Matter (TOM)	26
4.1.3	Total Kjeldahl Nitrogen (TKN)	27
4.2	Survivorship	27
4.3	Height	28
4.4	Leaf Area Index	29
4.5	Biomass	29
4.6	Woodchip Chemical Analysis	32
4.7	Foliar Nutrients	34
4.8	Water Budget Evaluation	35
4.8.1	Soil Moisture	35
4.8.2	Sap Flow and Transpiration	36
4.8.3	Water Budget Modeling	36
4.8.4	Root Zone Percolation	40
4.8.5	Groundwater Recharge Evaluation	41

4.9 Plant and Wildlife Diversity Monitoring 42
4.10 Inland Salt Marsh Monitoring 42
5. Conclusions and Recommendations 44
6. References 46

TABLE OF TABLES (IN TEXT)

Table 2-1 Timing of Willow Plantings on WB 14 10
Table 2-2 Organic Amendment Application Rates on Plot 14-1 11
Table 2-3 Shrub Willow Cultivars on WB 14 14
Table 2-4 Summary of Yield Trials on WB 14 14
Table 2-5 Site Preparation Schedule 17
Table 3-1 Groundwater Sampling Results 19
Table 3-2 Surface Water Sampling Results 23
Table 4-1 Pre and Post Amendment Soil Conditions 26
Table 4-2 Harvested Woodchip Analysis and Methods 32
Table 4-3 Range of Detected Constituent Concentrations in Harvested Woodchips 34
Table 4-4 SHAW Model Water Budget Results 38
Table 4-5 Seasonal Evaluation of SHAW Model Water Budget Results 39
Table 4-6 Lysimeter Results (Plot 14-1) 40
Table 5-1 Site Preparation Schedule 44

TABLE OF FIGURES

Figure 1-1 Site Location **Error! Bookmark not defined.**
Figure 1-2 Shrub Willow at WB 14 after 3 years 8
Figure 2-1 Soil mixing equipment 12
Figure 2-2 Willow planting on Plot 14-1 13
Figure 2-3 Controlling weeds at the site with a cultivator that has been designed to work with willow crops and the spacing deployed at the site. 15
Figure 2-4 Harvesting of Willows on WB 14 15
Figure 4-1 Average Plant Density of Willow Cultivars on Plot 14-1 27
Figure 4-2 Height of Select Willow Cultivars on Plot 14-1 28
Figure 4-3 LAI of Willow Cultivars on Plot 14-1 29
Figure 4-4 Biomass Allometric Equations for Willow Cultivars on Plot 14-1 30
Figure 4-5 Annual Biomass Production of Willow Cultivars on Plot 14-1 31
Figure 4-6 First and Second Harvest Biomass Production of Plot 14-1 Yield Trial 32
Figure 4-7 Modeled Soil Profiles for Traditional and Willow ET Covers (Drawing not to scale) 37
Figure 4-8 SHAW Model Percolation Predictions for Willow and Traditional Cover Systems 39

TABLE OF FIGURES (AT END OF REPORT)

Figure 1	Site Plan
Figure 2	Demonstration Area
Figure 3	Wastebed 14 Site Plan
Figure 4	Test Pit Location Plan
Figure 5	Plot 14-1 Planting Plan
Figure 6	Plot 14-2 Planting Plan
Figure 7	Plot 14-3 Planting Plan
Figure 8	Plot 14-4 Planting Plan
Figure 9	Plot 14-5 Planting Plan
Figure 10	Off-Site Odor Receptors Plan
Figure 11	Monitoring Well Location Plan
Figure 12	Soil Sample and Lysimeter Location Plan

TABLE OF APPENDICES

Appendix A	Willow Monitoring Data
Appendix B	Hydrologic Study
Appendix C	Soil Quality Monitoring
Appendix D	Water Budget Modeling and Evaluation

TABLE OF EXHIBITS

Exhibit A	Use of Short-Rotation Coppice Willow Crops by Birds and Small Mammals in Central New York
Exhibit B	Seasonal Sap Flow of Four Salix Varieties Growing on the Solvay Wastebeds in Syracuse, NY, USA

LIST OF ACRONYMS

Acronym	Definition
AB	Anheuser-Bush
Al	Aluminum
ALS	ALS Environmental
amsl	Above Mean Sea Level
B	Boron
bgs	Below ground Surface
Ca	Calcium
CaCl	Calcium Chloride
CaOH	Calcium Hydroxide
CERCLA	Comprehensive Environmental Response, Compensation, and Liability Act
Cl	Chloride
cm	Centimeter
CO_3	Carbonate
Cl	Chloride
Cu	Copper
CY	Cubic Yards
ET	Evapotranspiration
Fe	Iron
Ft	Feet
ft^2	Square Feet
g	Gram
ha	hectare
HCO_3	Bicarbonate
Honeywell	Honeywell International, Inc.
IM	Interim Measure
K	Potassium
Kg	Kilogram
kg ha^{-1}	Kilogram per Hectare
LAI	Leaf Area Index
Mg	Magnesium
Mg ha^{-1} yr^{-1}	Megagrams per Hectare per Year
m	Meter
m^2	Square Meters
mg	Milligram
mm	Millimeter
Mn	Manganese
N	Nitrogen
Na	Sodium
NYSDEC	New York State Department of Environmental Conservation
OBG	O'Brien & Gere
P	Phosphorous
PDI	Pre-Design Investigation
S	Sulfur

Acronym	Definition
SCA	Sediment Consolidation Area
sec	Second
SO_4	Sulfate
SU	Standard Unit
SUNY-ESF	State University of New York College of Environmental Science and Forestry
SWSR	Shrub Willow Sustainable Remedy
TDS	Total Dissolved Solids
TKN	Total Kjeldahl Nitrogen
TOC	Total Organic Carbon
µg	Microgram
USEPA	United States Environmental Protection Agency
WB	Wastebed
WC	WeCare
Zn	Zinc

EXECUTIVE SUMMARY

This *Shrub Willow Sustainable Remedy Pre-Design Investigation (PDI) Report* presents the results of a demonstration of an evapotranspiration (ET) cover system as a supplement to the *Site Closure Plan* (Ramboll 2020) for Wastebeds 9-15 (WB 9-15) in Camillus and Geddes, New York. The PDI was conducted to evaluate use of an ET cover as a green technology in the final cover system at WB 9-15, using productive shrub willows designed to reduce the amount of water that percolates into the wastebeds. This cover system provides multiple advantages relative to a traditional solid waste landfill cover as outlined below.

The ET cover system provides the following benefits and opportunities:

- Elimination of the need to truck and place approximately 3 million cubic yards of borrow soils, conserving borrow sites, topsoil, fossil fuels, and roadways
- Generation of a carbon-neutral energy source as an alternative to fossil fuels
- Consistency with state and federal green remediation policies and strategies that aim to minimize the environmental footprint of cleanup actions
- Enhanced biodiversity and range of habitat structure in conjunction with berm vegetation.

Figure ES-1 Shrub Willow at WB 14

The information and lessons learned over the duration of the PDI have demonstrated that:

1. Establishment of a robust ET cover system in the Solvay waste material is both feasible and practical
2. The ET cover system is similarly effective at reducing percolation as a traditional solid waste landfill cover while providing the numerous benefits identified above.

1. INTRODUCTION

1.1 Background

In October 2010, the New York State Department of Environmental Conservation (NYSDEC) and Honeywell International Inc. (Honeywell) entered into an Administrative Consent Order (ID# D-7-0001-02-03) for the conduct of activities leading to the successful closure of the Wastebeds (WB) 9-15 Site (Site), located in Camillus and Geddes, New York (see **Figure 1-1** for site location, and **Figure 1** for a site plan).

This Pre-Design Investigation (PDI) report assesses implementing an evapotranspiration (ET) cover as a green technology in the final cover system at WB 9-15. The ET cover system features productive shrub willows designed to reduce the amount of water that percolates into the wastebeds. This cover system provides multiple advantages relative to a traditional solid waste landfill cover as outlined below. NYSDEC has determined that WB 9-15 do not pose a significant threat to the environment or public health, but closure is required to minimize releases from the wastebeds that have the potential to result in unacceptable impacts to the off-site surrounding affected areas (SAA), which include surface water, wetlands, floodplains, and groundwater.

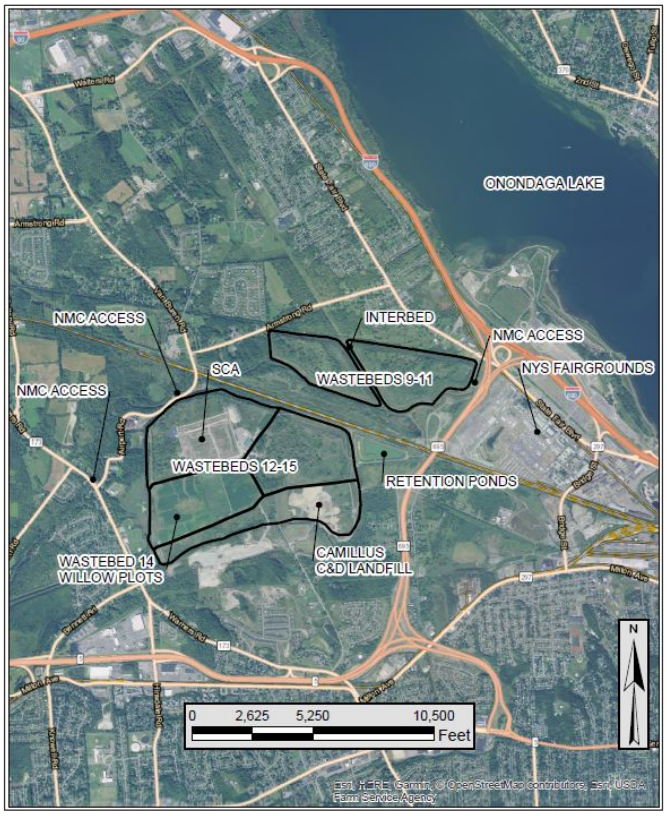

Figure 1-1 WB 9-15 Location

The ET cover system evaluated in this Pre-Design Investigation (PDI) is one component of an integrated closure program for the site which includes the following features:

- Mitigation of leachate seepage to the environment and collection and management of leachate generated within the wastebeds
- Stabilization of the wastebed berms to minimize the migration of Solvay waste through erosion, and
- Creation of a willow-based ET cover system that will minimize the percolation of precipitation into the wastebeds.

ET covers are natural systems using two coordinated mechanisms to control percolation into underlying waste materials:

- Use of a soil layer to store precipitation for short periods of time and support plant growth

- ET from soil and plants to remove water stored in the reservoir.

Typically, during the growing season ET exceeds precipitation which creates capacity in the soil pore spaces to store off-season precipitation (Hauser 2009). The ET cover system evaluated consists of site substrate that has been amended with locally-sourced organic matter (accomplishing beneficial use of a biosolids waste stream) and fast-growing shrub willows. These elements have been subject to a decade of research and development on site, and initial commercial-scale implementation. Use of a willow-based ET system provides the following benefits:

- Because the willow can be grown on amended Solvay waste at existing grades, excavation, trucking and placement of approximately 3 million cubic yards of borrow soils can be avoided, which conserves borrow sites, topsoil, fossil fuels, and roadways.
- Because willow stores a considerable amount of carbon belowground and regrows vigorously aboveground after harvesting, the aboveground biomass may be used to provide a carbon-neutral energy source as an alternative to fossil fuels.
- Consistency with state and federal green remediation policies and strategies that aim to minimize the environmental footprint of cleanup actions
- Enhanced biodiversity and range of habitat structure in conjunction with berm vegetation.

1.2 Goals and Objectives

The overall goal of this PDI Report is to provide proof of concept for a willow-based ET cover system for the site, in support of the WB 9-15 *Site Closure Plan* (Ramboll 2020). This PDI Report aims to demonstrate that the willow-based ET cover system not only satisfies the NYSDEC environmental protection criteria, but ultimately provides renewable energy, economic, and ecosystem benefits to the Central New York community.

The willow-based ET cover system has been implemented at WB 14 as part of a shrub willow sustainable remedy (SWSR) demonstration program initiated in 2008 pursuant to a NYSDEC-approved work plan (OBG 2007b), and through phased installation of additional shrub willow plots on WB 14 between 2010 and 2015 pursuant to a subsequent NYSDEC-approved work plan (OBG 2012). A comprehensive comparison of an ET versus a conventional landfill cover was presented in the *Alternative Cover Conceptual Design Report* (ACDR; OBG 2009b). An inland salt marsh was also established on WB 14 as an interim measure (IM) to complement the willow cover pursuant to a 2010 work plan (OBG 2010).

Figure 1-2 Shrub Willow at WB 14 after 3 years

2. WILLOW COVER ESTABLISHMENT

Since 2003, studies have been performed at the site to improve the understanding of the interaction of the SWSR with Solvay waste and how this cover system may be implemented on a larger scale. Pilot study results for WB 13 are summarized in semi-annual reports (OBG 2003; OBG 2004a; OBG 2004b; OBG 2005; OBG 2006a; OBG 2007a; OBG 2007c). Following these initial studies verifying the potential of the willow cover concept, commercial scale method development was needed.

In 2008, a SWSR Full Scale Demonstration Area (Plot 14-1) was installed on WB 14 in accordance with the *Shrub Willow Sustainable Remedy, Full Scale Demonstration, Settling Basins 9 through 15 Work Plan* (OBG 2007b). Shrub willow Plots 14-2 to 14-5 were added to WB 14 in accordance with the *Shrub Willow Sustainable Remedy, Phase 2 – Interim Measure Work Plan* (OBG 2012).

2.1 Shrub Willow Cycle

Use of shrub willows for ET involves a cycle of planting, growing and harvesting stages, which influence the key factors associated with ET, such as leaf area index and biomass growth rate, and the ultimate success of the ET cover system. Planting occurs at the beginning of the cycle; and in the planting year, the aboveground growth of the plants is limited because they are developing a root system as well as stems and leaves. Plants typically develop 1 – 3 stems in the first year, with limited leaf area and biomass growth, and ET. At the end of the planting year the willow stems are coppiced or cutback a few inches above the ground. This causes the willow to generate multiple stems the following spring, and regrowth is rapid because the willow can make use of the root system it developed in the first year to support aboveground growth. This year of regrowth represents the first growing season of the ET cover. The multiple stems on each plant result in rapid leaf area development and rapid aboveground biomass growth of the willow, and increased ET. Over the next two growing seasons willow leaf area and growth rate remain high, and the plants are still building a root system to support the expanding aboveground biomass. After the third growing season the willow is harvested in the late fall or winter, with little impact on ET as the plants are dormant.

In the spring following harvesting, plants produce multiple sprouts and regrowth is very rapid because the plant has an established root system and can put most of its energy into aboveground growth. Biomass growth in each of these next three years is typically greater than in the first three years and ET typically reaches its highest levels. Willow is harvested again, and the cycle of three years of rapid growth and high ET followed by harvesting is repeated for the length of the system (typically seven cycles).

Harvesting of the willows on a regular cycle has several benefits. The first is that is keeps the willows in their rapid growth phase, which correlates with higher ET since the amount of water used by a plant is related to the amount of biomass it accumulates. Harvesting on a regular basis provides easier access to the willow on the site to allow for management activities that are needed to maintain the vigor of the stand, such as nutrient and weed management. Finally, harvesting generates wood chips from the system that can be used for the generation of renewable energy or other applications.

2.2 Shrub Willow Plot Layout

The Demonstration Area was selected because of the challenging environmental and ecological conditions on this part of WB 14, which had not naturally revegetated unlike most other wastebed surfaces. This condition presented an opportunity to demonstrate that shrub willow could be grown in a complex substrate environment. Furthermore, the sparse vegetation provided the opportunity to enhance an area that provided suboptimal plant and wildlife habitat into a more ecologically diverse and valuable setting. Plot 14-1 was centered over and encompassed this area of sparse vegetation.

Ten acres of shrub willow were planted on Plot 14-1 in 2008 (**Figure 2**). Additional shrub willow Plots 14-2 to 14-5 were planted beginning in 2011 to further evaluate the shrub willow performance, organic amendment mixing methods, and water budget of the cover system (**Figure 3**). A summary of the timing of plot preparation, willow planting, and harvesting of the shrub willow plots installed to date on WB 14 is provided as **Table 2-1**.

Table 2-1 Timing of Willow Plantings on WB 14

Plot	Acreage	Plot Preparation	Willow Planted	Harvested
14-1	10	Spring 2008	Summer 2008	Spring 2012, Fall 2015, Fall 2019
14-2	25	Spring 2011	Summer 2011	Winter 2020/21
14-3	26	Spring 2012	Spring 2012	Winter 2017/18 (E/W), Fall 2018 (N)
14-4	26	Spring 2013	Spring 2013, Spring 2017[1]	Winter 2016/17 (S), Winter 2019/20 (S)
14-5A	15	Summer 2013	Spring 2014	Winter 2019/20
14-5B	11	Summer 2014	Spring 2015	[2]

2.3 Shrub Willow Plot Site Preparation

2.3.1 Clearing and Grubbing

An access road extending from an existing WB 14 perimeter road to the center of WB 14 was constructed in November and December 2007 to facilitate access to the shrub willow plots (**Figure 2**). In the spring of 2008, the limits of Plot 14-1 were cleared and grubbed of existing trees and brush, which were present on the edges of the planting area. Cleared vegetation was chipped and stockpiled on-site when possible or placed on WB 15 in the area designated for exempt fill. Clearing and grubbing of vegetation facilitated incorporation of organic amendment into the Solvay waste and contributed to a smooth surface required for planting. The planting area was relatively flat, and re-grading of the area prior to shrub willow planting was not performed. Preparation of Plots 14-2 through 14-5 included clearing and grubbing, consistent with that performed for Plot 14-1; no re-grading was necessary.

[1] As discussed in Section 2.4, due to low density willow survival in Plot 14-4, the majority of the willow vegetation was mowed in 2016, and willow was replanted in 2017. The second planting also resulted in low willow coverage of Plot 14-4. Honeywell is evaluating an alternate end use option for this plot.

[2] Scheduled for winter 2021.

2.3.2 Organic Amendment Management and Incorporation

2.3.2.1 Organic Amendment Selection

Plot 14-1 was divided into four 2.5-acre plots (**Figure 2**). Three different organic amendments were mixed into the Solvay waste including Class A municipal sewage biosolids from WeCare Organics, LLC (WeCare), brewery biosolids supplied by Anheuser-Busch, and yard waste from the Towns of Geddes and Camillus, NY.

The WeCare biosolids originated from the Onondaga County Metropolitan Wastewater Treatment Plant, where they were anaerobically digested and mixed with lime to create a Class A biosolid. The Class A biosolids were then transported to the WeCare facility in Jordan, New York, mixed with yard waste at a 2.5:1 (biosolid: yard waste) volumetric ratio, and windrowed until the pH of the blend was between 7 and 9 Standard Units (SU). Yard waste from the Towns of Geddes and Camillus consisted of grass, leaves, and tree trimmings from residential homeowners within each municipality.

The amendments supplied by Anheuser-Busch consisted of aerobically digested biosolids from their wastewater treatment facility in Baldwinsville, New York. Yard waste was mixed with the Anheuser-Busch biosolids on–site at a 2.5:1 (biosolid: yard waste) volumetric ratio. Working with the yard waste material resulted in challenges managing plastic and other non-organic litter material on the site.

To evaluate shrub willow performance using different organic amendments, two of the four plots were amended with WeCare biosolids (WC-1 and WC-2) and two were amended with Anheuser-Busch biosolids (AB-1 and AB-2). The SWSR study originally intended to vary the depth of mixing (0.5 and 1 m, or 1.64 and 3.28 ft) into the existing Solvay waste between plots. However, due to wet conditions and the soil characteristics of the Solvay waste material (*i.e.,* hardened Solvay waste material with an approximate pH of 11.5, elevated moisture and salt content, increased clogging of mixing heads with Solvay waste), the decision was made to mix the organic amendments to an approximate minimum depth of 1.6 ft in all four plots. Since the mixing depth was held roughly constant, the application rate used on plots AB-1 and WC-1 was approximately half the rate used on plots AB-2 and WC-2 (**Table 2-2**).

Table 2-2 Organic Amendment Application Rates on Plot 14-1

Plot	Previously Used Nomenclature	Mixing Depth (ft)	Anheuser-Busch Biosolids (CY/acre)	WeCare Biosolids (CY/acre)	Yard Waste (CY/acre)	Mixing Ratio (SW: Organic Amendment)
AB-1	AB1, A1, AB High	1.6	1317	0	527	2.5:1
WC-1	WC1, A2, WC High	1.8	0	1317	527	2.5:1
AB-2	AB2, B1, AB Low	1.7	2716	0	1087	1.25:1
WC-2	WC2, B2, WC Low	1.8	0	2716	1087	1.25:1

To assess if the organic amendments were homogeneously mixed with the Solvay waste, a minimum of 10 test pits were excavated within each plot (**Figure 4**). The mixing depth and homogeneity of the substrate were evaluated and documented at each excavated test pit (OBG

2009a). Areas where test pits indicated insufficient mixing were remixed and retested until the mix was acceptable.

On Plots 14-2 through 14-5, a blended mixture of StablePeat (an organic mulch and soil amendment composted from horse stable bedding, supplied by Ground Effects located in Memphis, New York) and Anheuser-Busch brewery biosolids was used as organic amendment. The Anheuser-Busch biosolids were transported to the Ground Effects compost facility, located in Syracuse, New York, where they were mixed with StablePeat at a 1:4 (Anheuser-Busch biosolids:StablePeat) volumetric ratio, and amended with nitrogen to create the final amendment material. The organic amendment was applied to the additional plots at a rate of 738 cubic yards (CY) per acre and mixed to an approximate depth of 1.6 feet.

2.3.2.2 Soil Mixing

On Plot 14-1, excavators with assorted rotating mixing head attachments were used to mix organic amendment into the Solvay waste (**Figure 2-1**). Site observations indicated inefficiencies in the mixing progress including lack of soil penetration and improper mixing. Alternative techniques were used to mix soils within Plots 14-2 through 14-5. Thorough mixing of the organic amendment into the Solvay waste was obtained using tractors with 42-inch disking attachments. The mixing equipment made multiple passes until the amendment was properly mixed to a depth of approximately 1.6 feet. After mixing was complete, the shrub willow plot was tilled to smooth the surface and reduce the size of larger soil clods in preparation for planting.

Figure 2-1 Soil mixing equipment

(A) Excavator with mixing head attachment. (B) Close-up of mixing head. (C) Tractor with disking attachment operating on Plot 14-2.

A hard pan layer of Solvay waste was encountered in parts of Plot 14-1 at depths less than 1.6 ft. When encountered, this layer was broken with a mixing head attachment, which resulted in reduced productivity because Solvay waste with a higher pH was brought to the surface. Breaking through areas of hardpan encountered in Plots 14-2 through 14-5A was subsequently avoided during initial plot preparation, but the hardpan has been noted as the cause of reduced willow growth on some areas of Plots 14-2 through 14-5. A soil ripper trial was initiated in Plot 14-5B during the spring of 2015 to address this hardpan layer. Soil ripping mechanically breaks up dense soil using tines attached to a tractor or other large equipment. A single tine system was attached to a bulldozer and ran across a 1-acre plot. Qualitative observations indicated the ripper successfully broke up the hardpan layer and did not bring Solvay waste to the surface.

2.4 Shrub Willow Plot Planting

Willow planting on Plot 14-1 began on June 25, 2008 and was complete by mid-July 2008 (**Figure 5**). Four shrub willow cultivars (**Table 2-3**) were selected based on the results of studies in greenhouses and on WB 13. The plots were planted with 7 to 8-inch long unrooted cuttings in double rows using a Step planter (**Figure 2-2**). One section in Plot AB-2 was not planted until spring of 2009 because soil conditions were not conducive to plant growth in 2008 (i.e. soil pH of greater than 11). This was an area where efforts were made to mix organic amendments to a depth of 3 ft. In an effort to give these new plants a chance to compete with the surrounding ones, 20-inch cuttings were hand planted rather than 10-inch cuttings.



Figure 2-2 Willow planting on Plot 14-1

(A) Step planter used to plant willows. (B) Double row planting design. Two rows are planted 2.5 feet apart, with 5 feet between these and the next double row.

Planting of Plots 14-2 through 14-5 were completed using the same methods as Plot 14-1 (**Figures 6 through 9**). On Plots 14-3, 14-4, and 14-5, modifications were made to increase harvesting efficiency by creating alternating five and six-foot spacing between double-rows of shrub-willows. A summary of willow cultivars planted to date on WB 14 is provided as **Table 2-3**.

Table 2-3 Shrub Willow Cultivars on WB 14

Willow Cultivar	Common Name	Scientific Name	Plot 14-1	Plot 14-2	Plot 14-3	Plot 14-4[2]	Plot 14-4[3]	Plot 14-5
SX61	SX61	*S. sachalinensis*[1]	X	X	X	X	X	
SX64	SX64	*S. miyabeana*	X	X	X			
9870-23	Marcy	*S. sachalinensis* x *miyabeana*[1]				X		X
9871-31	Sherburne	*S. sachalinensis* x *miyabeana*[1]	X	X	X			
9879	Oneonta	*S. purpurea* x *miyabeana*						X
9882-34	Fish Creek	*S. purpurea*	X		X	X		
99113-012	Onondaga	*S. purpurea*		X				
99202-004	Fabius	*S. viminalis* x *miyabeana*						X
99217-015	Millbrook	*S. purpurea* x *miyabeana*			X	X	X	X
9970-036	Canastota	*S. sachalinensis* x *miyabeana*[1]		X	X		X	
01X-268-015	Preble	*Salix viminalis* × (*Salix sachalinensis* × *miyabeana)*				X	X	
99201-007	Otisco	*S. viminalis* × *S. miyabeana*					X	
Total Number of Cultivars			4	5	6	5	5	4

1 **Classification of these cultivars was changed to S. miyabeana x S. miyabeana or simply S. miyabeana based on recent classification and genetic research.**

2 **Initial 2013 planting.**

3 2017 planting.

Plots 14-1, 14-2, and 14-4 also included field trial experimental plantings to test the effects of amended Solvay waste on biomass production of different shrub-willow cultivars (**Table 2-4**). Yield trials were conducted to evaluate additional or new willow cultivars for use in future SWSR phases as a means of maintaining or increasing diversity, minimizing potential insect and disease problems, and creating a resilient system.

Table 2-4 Summary of Yield Trials on WB 14

Plot	Year Planted	Acreage	Number of Willow Cultivars	Results Located
Plot 14-1	2008	1.5	20	Appendix A
Plot 14-2	2011	1.5	26	Appendix A
Plot 14-4	2013	1.5	20	Appendix A

2.5 Shrub Willow Plot Maintenance

Ongoing maintenance activities for shrub willow plots consist of weed control, equipment monitoring, and replanting as needed. After one growing season, willow stems are coppiced at a height of 2 to 4 inches to promote the development of multiple stems.

Since amendment mixing delayed planting on Plot 14-1 until late June, the willow cuttings broke bud just a few days after planting and pre-emergent herbicide could not be applied. Weed competition was monitored visually and controlled with a combination of manual and mechanical weeding with a tractor mounted rototiller, as required. Sections of Plot 14-1 were replanted in the spring of 2009 where more than three consecutive plants were missing along an individual row. Mechanical weed control, including rototilling and mowing, were used to control weeds during the 2009 growing season until the willow canopy closed. The buffer areas around the edges of the crop were mowed throughout the growing season to control weedy vegetation. Limited tending of Plot 14-1 was conducted during the third through fifth growing seasons as weed competition is minimal in a mature willow stand with a closed canopy.

Figure 2-3 Controlling weeds at the site with a cultivator that has been designed to work with willow crops and the spacing deployed at the site.

On Plots 14-2 through 14-5, a combination of chemical (*i.e.*, DEC-approved herbicides) and mechanical weed control techniques (rototilling and mowing) were used to keep the weeds under control until the willow canopy closed and shaded out remaining weeds. The buffer areas around the edges of the crop were mowed throughout the growing season to control weedy vegetation. When necessary, herbicide application was used to control weeds. Due to a low density of willow coverage in Plot 14-4, as discussed in Section 4.2, the majority of willow vegetation in the plot, with the exception of a two-acre trial plot with good coverage, was mowed in February 2016. Penetrometer testing of the plot performed by ESF indicated the presence of a shallow hardpan layer in approximately eight to ten acres of the plot. In fall 2016, soil ripping was performed to break up the hardpan layer, and different cover crops were planted. Large strips of winter rye, winter wheat, triticale, and oats were planted along with a series of smaller plots with about a dozen other cover crops that have potential to grow well on material with higher salt concentrations. The plot was re-planted with willow in 2017. The second planting also resulted in low willow coverage of Plot 14-4. Honeywell is evaluating alternate end use options for this plot.

Figure 2-4 Harvesting of Willows on WB 14

2.6 Shrub Willow Plot Harvesting

Harvesting of Plot 14-1 was completed during the 2012 season using a single-pass cut-and-chip forage harvester with a specially designed cutting head for willow (**Figure 2-4**). The chips were blown from the combine into wagons that collected the material. The yield trial on 14-1 was harvested by hand so that data from individual plots could be collected and recorded. All chipped material was placed in a nearby area on site. Further harvesting is summarized in Table 2-1.

Harvested willow chips are potentially suitable for a variety of uses including biomass energy applications (heat, power), mulch and compost, erosion control, stabilization, and animal bedding. To date, harvested willow chips from WB 14 have been beneficially used as follows:

- To line pedestrian paths and access roads at Honeywell sites
- To construct erosion control barriers in lieu of silt fence at Honeywell construction sites
- To stabilize wet soil and fill material at Honeywell construction sites.

Willow chips were also tested as animal bedding with positive results. Additional uses currently being evaluated for the harvested willow in conjunction with SUNY ESF include a blended pellet production trial and subsequent boiler test burns; sale to a renewable energy producer. Composting of the harvested willow is another potential end use for production of future organic amendment, and/or as feedstock for local mulch producers.

2.7 Schedule Management

Schedule management is critical to willow establishment and SWSR performance. Lessons learned from Plots 14-1 through 14-5 related to schedule management include:

- Pre-design evaluations should include penetrometer testing and substrate evaluation to confirm wastebed-specific conditions.
- Site preparation should begin the year prior to planting to allow time for the amended soil to reach an equilibrium condition.
- One week prior to planting, the cover crop should be plowed under or otherwise terminated, and the site should be disked to loosen the soil for planting. These repeated plowing events are important to exhaust weed seeds potentially in the organic amendment or on site.
- Planting of willow may occur in May or early June depending on when the soil is dry enough to support heavy equipment.
- A pre-emergent herbicide should be applied immediately after planting, before bud break.

As a result of lessons learned, a recommended schedule is provided as **Table 2-5** below.

Table 2-5 Site Preparation Schedule

Month	Task
Before mid-July – Year 1	Clearing and grubbing; organic amendment mixing
August – Year 1	Weed control
September – Year 1	Cover crop planting
Before mid-June – Year 2	Cover crop plowing, disking, willow planting
May/early June – Year 2	Pre-emergent herbicide application

2.8 Odor Monitoring

Although there are no applicable federal, state or local regulations regarding odor impact levels, odors can be a nuisance to downwind receptor communities. The nearest receptor community to the WB 14 project area consists of private residences 1,700 feet northwest and 2,000 feet west of the project area as well as 3,000 feet south, 3,800 feet north, and 5,000 feet east of the project area (**Figure 10)**.

During organic mixing and application of Plot 14-1, odor monitoring and sampling were conducted as described in the *SWSR Full Scale Demonstration Annual Report* (OBG 2009a). Odor emissions from organic amendment mixing and application on Plots 14-2 through 14-5 were not formally monitored since the amendment material was composted for several weeks before delivery to mitigate odors. A perimeter air monitoring program was in place on WB 12 through WB 14 to monitor air quality during Sediment Consolidation Area (SCA) construction activities. No reports of off-site odor issues were reported where the amendment application or mixing was determined to be the root cause.

3. HYDROLOGIC STUDY

Groundwater and surface water monitoring conducted in the vicinity of the shrub willow plots during the demonstration program is summarized in **Sections 3.1 and 3.2**, with additional detail is **Appendix B**.

3.1 Groundwater Monitoring

The WB 14 groundwater study is discussed in the following sections:

- Section 3.1.1 - Groundwater characterization
- Section 3.1.2 - Seasonal changes in groundwater elevations
- Section 3.1.3 - Groundwater elevation responses due to precipitation events
- Section 3.1.4 - Role and effectiveness of the weir boxes
- Section 3.1.5 - Impact of the willow cover on groundwater elevations
- Section 3.1.6 - Relationship between the inland salt marsh and groundwater
- Section 3.1.7 - Potential for horizontal and vertical groundwater movement.

The targeted study areas for groundwater monitoring were Plot 14-1 and the inland salt marsh (**Figure 3**). In accordance with the SWSR work plan (OBG 2007b), seven monitoring wells and one nested piezometer were installed in 2008 within and around Plot 14-1 to evaluate the impact of the shrub willow plots on groundwater recharge, elevations, and migration. Three monitoring wells and two nested piezometers were installed in 2008 within the inland salt marsh to evaluate how this low-lying area was affected by groundwater recharge, elevations, and migration (**Figure 11**).

3.1.1 Groundwater Characterization

Water chemistry from weir boxes, monitoring wells, and piezometers can be used for differentiating surface water from shallow ground water. Since precipitation contains only trace amounts of dissolved cationic and anionic species, water chemistry can provide another means for understanding water interaction between the surface and shallow subsurface of WB 14.

Three rounds of groundwater sampling were conducted using low flow sampling methods. Two rounds of samples were collected in 2008, one under bare surface conditions in June and another following planting in August. A third round of samples was collected in 2011, after two years of willow growth on Plot 14-1. The groundwater samples were analyzed for hardness, alkalinity, total dissolved solids (TDS), and major cations and anions. Groundwater chemistry results are included in **Appendix B** and summarized in **Table 3-1**.

Table 3-1 Groundwater Sampling Results

Event	Water Elevation Period	Water Type	Average pH	Average Specific Gravity	Average TDS (mg/L)	Average Sodium Conc. (mg/L)	Average Calcium Conc. (mg/L)	Average Chloride Conc. (mg/L)
June 2008	Low	CaCl/CaOH	11.14	1.001	4236.4	266.8	835.5	918.2
August 2008	Low	CaCl	10.27	1.005	6727.3	602.7	3433.6	1725.5
April 2011	High	CaOH	12.21	1.003	2127.3	95.2	675.5	413.6

The groundwater samples for the three groundwater sampling events are characterized as a dilute leachate with calcium, sodium and chloride being the major ions in solution. Concentrations of potassium, magnesium, sulfate, and carbonate/bicarbonate are minor in comparison to calcium, sodium, and chloride. The groundwater samples collected for the August 2008 low water elevation period typically had the highest average concentration of calcium, sodium, chlorides and TDS. The lower concentrations of cations and anions for the high water elevation period sampling event (April 2011) suggest shorter percolation and residence times for the shallow subsurface water during this period of groundwater recharge. The three groundwater sampling events had average pH and specific gravity measurements consistent with that previously observed in Solvay waste screening wells.

3.1.2 Seasonal Changes in Groundwater Elevations

Groundwater elevations were monitored from 2008 to 2015 for this hydrologic study and continue to be monitored for a reduced number of wells. Groundwater fluctuations in the study areas are characterized by intervals of high groundwater elevations and low groundwater elevations separated by transitional periods of rising and falling groundwater levels. Groundwater elevation data are detailed in **Appendix B**.

Low Water Elevation Periods

Low water elevation periods are characterized by falling water levels in late spring and early summer with the annual lowest water levels occurring during the summer and fall seasons. Water levels in the willow and inland salt marsh typically started declining in April with some variability resulting from the timing and magnitude of the melting winter snowpack. For example, water levels started declining in February 2012 as a result of a reduced snowpack (50.6 inches) and mild winter from 2011-12. Water levels started falling in May 2011 as a result of a near record snowpack (179 inches) from 2010-2011 and 7.3 inches of rainfall in April 2011. At the start of the monitoring period in June 2008, water levels were already well into the period of decline for the 2008 low water elevation period.

The majority of the willow area monitoring wells were temporarily dry during five of the seven low water elevation periods when groundwater levels dropped below the bottom of the monitoring wells. As a result, the lowest average elevation could not be measured for the willow area monitoring wells for 2008, 2009, and 2012 to 2015 as the deepest screened well (SB915-

MW34S) only extended to 435 ft amsl. Of note are the prolonged dry conditions observed in the salt marsh and willow monitoring wells from July to December 2012 and August to December 2014.

Monitoring wells SB915-MW-80 and SB915-MW-79, located in the salt marsh area, have the lowest base of screen elevations (430.8 ft amsl) of the wells selected for continuous groundwater elevation monitoring. At least one of these wells did not go dry in 2008 through 2011 or 2013. As a result, minimum groundwater elevation was measured using monitoring wells located in the inland salt marsh. In 2012 and 2014 when the monitoring wells in the inland salt marsh were also dry, no minimum water elevation could be measured.

During the study period, minimum annual groundwater elevation during the low water period averaged 432.9 ft amsl and ranged from 430.9 ft amsl (2009) to 436.7 ft amsl (2010). Low groundwater levels during the summer and fall of 2010 and 2011 remained higher in elevation (436.7 and 434.0 ft amsl) than during other low water elevation periods due to higher precipitation and groundwater recharge.

High Water Elevation Periods

The high water elevation period is characterized by rising water levels in fall and early winter with the annual highest water levels occurring during the winter and spring seasons. Water levels in the willow and inland salt marsh typically started rising in October to November with some variability as a result of precipitation events in the summer and fall and the magnitude of groundwater decline observed in the preceding low water elevation period.

During the study period, peak annual groundwater elevation during the high water period averaged 450.4 ft amsl and ranged from 449.1 ft amsl (2012-2013) to 451.5 ft amsl (2010-2011). The onset of rising water elevations was earlier in August 2011 as a result of higher water levels sustained during the 2011 low water elevation period and above average precipitation. The highest average groundwater elevation for the willow wells at the start of the high water elevation periods was 451.3 ft amsl for the 2010 to 2011 high water period.

3.1.3 Groundwater Elevation Responses to Precipitation Events

Groundwater responses to precipitation events have been observed in both the willow plots and inland salt marsh. In general, during low water elevation periods, both the inland salt marsh and willow plot monitoring wells experienced a general decrease in groundwater elevations suggesting that aquifer recharge was limited due to decreased precipitation frequency and/or enhanced ET.

During the 2010 and 2011 low water elevation periods, both the willow and inland salt marsh area exhibited groundwater elevations with very similar responses to precipitation events. Groundwater elevations in these two years remained higher than those observed during the 2008, 2009, 2012, 2013, and 2014 low water elevation periods. This similarity in water elevations between the different plots is consistent with the increased precipitation totals during these periods.

During the high-water elevation periods, response to precipitation events and the observed groundwater fluctuations in the willow plots and inland salt marsh were, in general,

characteristically uniform. Presence and absence of precipitation events were, in general, followed by a similar, correlating increase and decrease in groundwater elevations. Overall, both areas indicate a period of rising groundwater elevations during the times of the year with increased precipitation, which would be consistent with a period of greater groundwater recharge and reduced ET.

The response of perched groundwater zones to precipitation events in the nested piezometers were evaluated for the monitoring period from 2008 to 2014. The low water elevation periods were selected to best evaluate the effect of precipitation events on the perched water in the nested piezometers because the groundwater levels would be low and not interfering with the development of perched water. During these periods no more than a single groundwater response to larger precipitation events was observed in the piezometers during any 30-day interval. Perched groundwater responses were typically observed in the nested SB915-PZ-08 piezometer cluster in Plot 14-1. Perched groundwater responses to precipitation events were not adequately observed in the salt marsh area piezometer clusters SB915-PZ-09 and SB915-PZ-10. The combined groundwater elevation and temperature data document that precipitation events can cause rapid short-lived hydraulic responses in the perched groundwater zones. Prolonged responses to both temperature and groundwater elevations in a deeper piezometer is likely the result of the downward flow of the perched groundwater towards the deeper water table observed in the adjacent monitoring well.

3.1.4 Role and Effectiveness of Weir Boxes

The weir box, located on the western edge of the inland salt marsh (**Figure 11**), generally did not have measurable water levels during the low water elevation periods. The weir box is partially filled so water level measurements were constrained to a depth of 14-ft bgs. However, during the 2010 and 2011 low water elevation periods measurable groundwater was present within the weir box. Groundwater level fluctuations of the weir box in 2010 and 2011 are similar to the groundwater level fluctuations of the inland salt marsh monitoring wells but at consistently lower elevations. This suggests the presence of a localized horizontal groundwater gradient from the inland salt marsh to the weir box.

During the high water elevation periods, the weir box experienced fluctuations in groundwater elevations similar to, but consistently lower than, the groundwater level fluctuations of the inland salt marsh monitoring wells. This suggests the presence of a horizontal groundwater gradient from the inland salt marsh to the weir box.

3.1.5 Impact of Willow Cover on Groundwater Elevations

Several episodes of WB 14 clearing, willow planting, and willow harvesting occurred during the study period from 2008 to 2015. The bare surface conditions in 2008 represented the scenario of the highest groundwater responses to precipitation. As the vegetative cover of the willow plots became established the groundwater responses to precipitation became somewhat muted, but still as frequent and generally similar magnitude.

Changes in the pattern of groundwater response during the low water elevation periods were observed in the two monitoring wells originally placed in background locations (non-willow areas) and in one of the willow monitoring wells, as discussed in **Appendix B**. As the areas surrounding these wells were cleared to create Plots 14-2 and 14-3, higher responses to precipitation events were observed in these monitoring wells than in wells located within established willow plots.

However, after willow establishment, the observed groundwater elevation responses at these monitoring wells were consistent with those observed in the other willow plot monitoring wells. This indicates the SWSR dampens groundwater fluctuations in response to precipitation events.

3.1.6 Relationship Between Inland Salt Marsh and Groundwater

Standing water has been intermittently observed in the inland salt marsh during the high water elevation periods. During these times groundwater elevations in the monitoring wells and piezometers from the inland salt marsh exceeded the inland salt marsh ground elevation. These data suggest that the standing water in the inland salt marsh reflects groundwater intersecting the ground surface.

In contrast, groundwater elevations in the willow plots were close to the ground surface (within approximately 4 ft) but never reached above the ground surface which is, in general, at a higher elevation than that of the inland salt marsh.

3.1.7 Potential for Horizontal and Vertical Groundwater Movement

Hydraulic conductivity testing

Horizontal hydraulic conductivity data are presented in **Appendix B**. Horizontal hydraulic conductivity values obtained from the Solvay waste beneath the willow and salt marsh areas are similar. Horizontal hydraulic conductivity values in the willow area range from 2.2 ft/day (7.8E-04 cm/sec in monitoring well SB915-MW-83) to 47.2 ft/day (1.7E-02 cm/sec in monitoring well SB915-MW-77); and in the salt marsh area range from 3.1 ft/day (1.1E-03 cm/sec in monitoring well SB915-MW-79) to 44.2 ft/day (1.6E-02 cm/sec in monitoring well SB915-MW-81).

Groundwater elevation evaluation

Differences in groundwater elevations have been observed between the willow plots and inland salt marsh and these differences were used to evaluate the potential for horizontal and vertical groundwater movement and to provide a hydraulic characterization of the weir box with respect to recharge from precipitation and shallow groundwater.

Groundwater elevation maps (**Appendix B**) for the low water elevation periods indicate that groundwater elevations are typically higher in the inland salt marsh than the willow plots. Groundwater elevations and contours show that groundwater moves in a northerly direction, from the inland salt marsh to Plot 14-1. The direction of groundwater movement and the horizontal gradient toward Plot 14-1 appear to be consistent throughout the low water elevation periods, as also evident from the transducer water level data.

The groundwater elevation maps (**Appendix B**) depicting the high water level periods show similar water elevations in both the willow plots and inland salt marsh and consequently much lower hydraulic gradients between the two areas. The potential for groundwater flow between the two areas, observed during the periods of low groundwater elevation, is less evident during the high water elevation period.

The horizontal gradient between the inland salt marsh and the weir box appears to be consistent year round as observed from the groundwater elevation maps and transducer water level data (*e.g.*, weir box water levels lower than inland salt marsh water levels). This suggests that during the high and low water level periods a portion of the inland salt marsh groundwater has a

westerly flow component to the weir box. Evaluation of the water level data from the weir box and inland salt marsh during the seven years of monitoring suggests that the weir box collects groundwater from a portion of the inland salt marsh area and its area of influence, based on hydraulic gradient, appears to be limited to the vicinity of the inland salt marsh.

Groundwater vertical gradients were evaluated by using the three nested piezometers installed in the willow plots and inland salt marsh. Groundwater elevations in the shallow piezometers (4-6 ft bgs, 6-8 ft bgs, and 8-10 ft bgs) were measured only when water was present. There is a general dominant downward hydraulic potential in Plot 14-1 and the inland salt marsh. The piezometer cluster located near the center of Plot 14-1 (SB915-PZ-08; co-located with SB915-MW-77) maintains the downward hydraulic potential throughout the year, while the piezometer cluster located in the inland salt marsh (SB915-PZ-09; co-located with SB915-MW-80) shows periods of upward hydraulic potentials. The piezometer cluster located to the west of the inland salt marsh and outside Plot 14-1 (SB915-PZ-10; co-located with SB915-MW-81), shows a general downward hydraulic potential with some periods of upward hydraulic potentials.

3.2 Surface Water Monitoring

The existing topography of WB 14 promotes drainage to the center of the basin. Two swales were installed at the boundary between the willow plots and the inland salt marsh to collect runoff from the willow plots and discharge it to the inland salt marsh through two 12-inch pipes. As part of the hydrologic study, measurements of surface water quality and runoff rates from the willow plots were evaluated. The characterization of surface water is discussed in **Section 3.2.1**. Measurements of stormwater runoff rates are presented in **Section 3.2.2**.

3.2.1 Surface Water Characterization

Surface water samples were collected in 2008 and 2011 from manholes MH-1 and MH-2 in the drainage swale pipe between the willow plots and inland salt marsh (**Figure 11**). Surface water grab samples were submitted to Life Science Laboratories for analyses of hardness, alkalinity, TDS, and major cations and anions. Surface water analytical data are included in **Appendix B** and summarized in **Table 3-2**.

Table 3-2 Surface Water Sampling Results

Event	Water Elevation Period	Water Type	Avg. TDS (mg/L)	Avg. SO_4 (mg/L)	Avg. $CaCO_3$ (mg/L)	Avg. Mg (mg/L)	Avg. Na (mg/L)	Avg. Ca (mg/L)	Avg. Cl (mg/L)
August 2008	Low	CaHCO3	265	44	130	16	2.3	130	17
April 2011	High	CaSO4	485	170	140	41	6.9	140	27

The surface water samples are characterized as a fresh water with calcium (Ca), bicarbonate alkalinity (as $CaCO_3$), and sulfate (SO_4) being the major ions in solution. The two dominant water types were $CaHCO_3$ and $CaSO_4$ in August 2008 and April 2011, respectively. The surface water types present are predominantly the result of surface runoff entering the drainage swale with minimal percolation through the Solvay waste. During periods of high-water elevations, groundwater from the willow plots has the potential to enter the drainage swale. The short

percolation period and limited residence time within the shallow Solvay waste for these events reduces the leaching of other cations and anions. Chloride and TDS concentrations were compared to SPDES permit discharge criteria:

- Each of the measured chloride concentrations (ranging from 4.6 to 35), was below the 500 mg/l chloride discharge limit at Outfall 017.
- Three of the four measured TDS concentrations (ranging from 250 to 580) were below the 500 mg/l TDS discharge limit at Outfalls 011, 018, and 019.

The surface water samples collected for the August 2008 low water elevation period and April 2011 high water elevation period typically had parameter concentrations of the same order of magnitude, except sulfate which was lower in 2008 than in 2011.

3.2.2 Storm Water Runoff Rates

Measurements of surface water runoff rates from the willow plots were taken between December 2008 and July 2013. Isco Model 2150 area-velocity meters were installed within the 12-inch drainage swale pipes at two manholes (**Figure 11**) to measure water level and velocity, and to calculate flow.

Several factors detract from the level of accuracy for the flow measurements, and raise uncertainty regarding the correlation of measurements with actual conditions. These factors include:

- Very low flow conditions observed in the swales that limit the area velocity meter accuracy and required use of Manning's Equation to calculate flow
- Freezing and thawing of the meters causing extraneous readings
- Perched groundwater creating artificial storm water flow measurements
- Pooled water in pipes near meters creating artificial flow measurements.

The majority of measured surface water flow events occur in the spring and fall consistent with local rainfall trends. A small subset of the measured events occurred during the summer months and is typically associated with heavy rainfall events. Some of the highest peak flows measured occurred during the winter months. These events were typically characterized by very high peak and total flow amounts, and are likely caused by freezing and thawing around the pressure sensor of the probe. A summary of surface water flow measurements is provided in **Appendix B**.

4. ET COVER CONDITIONS AND FUNCTIONS

Monitoring of the SWSR on WB 14 was performed to evaluate site conditions, willow cover establishment and health, and ecological value. Site conditions were evaluated by monitoring soil chemistry and physical characteristics, soil moisture, and deep percolation. The key variables monitored to evaluate willow cover establishment and health were shrub willow survival, growth, leaf area index (LAI), annual yield of aboveground biomass production, foliar nutrient levels, and woodchip quality. Monitoring of plant growth characteristics also contributes to water budget modeling efforts to further evaluate site conditions. Plant and wildlife diversity were monitored to evaluate the ecological value of the SWSR. Inland salt marsh monitoring was also performed as part of the Inland Salt Marsh IM.

4.1 Soil Quality Monitoring

A peer review of the proposed SWSR concluded that testing Solvay waste material both before and after organic amendments were applied could provide useful physical and chemical soil information (OBG 2006b). Soil samples were obtained on Plot 14-1 (**Figure 12**) in spring 2008 to establish baseline soil conditions prior to the application of organic amendment. Post-amendment soil samples were collected in 2009 to measure the change in properties of the substrate after the addition of different organic amendments and application rates. To evaluate the conditions of the rooting substrate over time, soil samples were collected in 2015 after 8 years of willow growth on Plot 14-1.

Soil samples were collected on all four plots on Plot 14-1 in 6-inch depth increments to a depth of 36 inches and processed at the State University of New York College of Environmental Science and Forestry (SUNY-ESF) using standard methods (Wilde et al. 1972, Richards 1969). Results of this analysis showed general improvements in site conditions after organic amendment. An additional soil health assessment was completed by Cornell University using different methodologies for samples collected from the top 6 inches across the site. These samples also showed general improvement of the rooting substrate after organic amendment including an increase in organic matter and nutrient contents. Details of the Cornell soil health assessment can be found in **Appendix C**.

Selected parameters analyzed by SUNY-ESF are summarized in **Table 4-1** and discussed below. Additional details of this soil analysis can be found in **Appendix C**.

4.1.1 pH

Before organic amendments were incorporated, pH ranged between 8.3 and 9.7 S.U. In each plot, pH decreased at depths up to 18 inches, increased up to 30 inches, and then again decreased. The difference in pH among the four plots at each depth level was not statistically significant, indicating all four plots had similar pH conditions before the addition of organic amendments.

Post-amendment 2009 pH values across all depths ranged between 8.0 and 9.7 S.U. When compared to pre-amendment phase, pH values in post-amendment plots AB-1, WC-1 and AB-2 decreased to the depth of 18 inches, and then increased. In plot WC-2, pH was lower at all depth levels compared to the pre-amendment phase. There was no statistically significant change in the

pH of the plots after the addition of organic amendments. 2015 pH values were generally similar or lower than 2009 pH values.

Table 4-1 Pre and Post Amendment Soil Conditions

Depth (in)	AB-1			AB-2			WC-1			WC-2		
	Pre	Post		Pre	Post		Pre	Post		Pre	Post	
	2008	2009	2015	2008	2009	2015	2008	2009	2015	2008	2009	2015
pH (SU)												
0-6	8.92	8.40	8.24	9.07	8.21	8.19	8.65	8.11	8.10	8.70	7.95	7.95
6-12	8.74	8.20	8.23	8.64	8.27	8.24	8.50	8.26	8.13	8.45	8.04	7.96
12-18	8.61	8.95	8.18	8.58	8.46	8.24	8.40	8.26	8.06	8.42	8.19	7.92
18-24	8.80	9.68	8.69	9.17	9.29	8.33	8.28	8.44	8.09	8.48	8.35	7.99
24-30	8.97	9.66	-	9.69	9.88	-	8.41	8.57	-	9.51	8.41	-
30-36	8.80	9.66	-	9.10	9.05	-	8.50	8.83	-	9.34	8.88	-
Total Organic Matter (%)												
0-6	0.96	5.29	4.90	1.35	5.11	4.78	1.17	7.13	5.46	2.44	12.65	10.09
6-12	1.04	5.41	5.37	1.22	4.73	3.47	1.47	4.89	3.58	2.06	12.19	9.78
12-18	1.10	3.33	4.43	1.19	2.55	2.81	1.58	3.32	4.26	1.68	8.93	5.46
18-24	2.27	3.31	3.95	1.41	2.54	5.98	1.56	3.51	3.04	3.74	3.68	3.99
24-30	3.47	3.46	-	2.90	2.71	-	2.14	3.21	-	1.58	1.76	-
30-36	3.91	3.52	-	4.07	3.12	-	2.37	3.29	-	2.55	1.91	-
Total Kjeldahl Nitrogen (g/kg)												
0-6	0.23	3.17	3.71	0.35	4.22	4.00	0.34	3.36	4.09	0.79	5.18	5.83
6-12	0.19	3.03	3.39	0.30	3.78	3.66	0.31	1.87	3.06	0.38	4.82	5.41
12-18	0.14	1.48	2.45	0.26	2.26	3.14	0.29	0.82	2.04	0.34	3.34	3.95
18-24	0.25	0.88	1.99	0.18	1.44	2.50	0.23	0.52	1.56	0.31	1.50	1.99
24-30	0.36	0.48	-	0.27	0.98	-	0.28	0.58	-	0.23	0.92	-
30-36	0.44	0.54	-	0.32	0.79	-	0.30	0.47	-	0.30	0.60	-

4.1.2 Total Organic Matter (TOM)

Before organic amendments were incorporated, TOM ranged from 1.0% to 4.1%. The difference in TOM among the four plots at each depth level was not statistically significant, indicating all four plots had similar TOM conditions before the addition of organic amendments.

After organic amendments, 2009 TOM generally decreased with depth, and ranged from 1.8% to 12.7%. Plot WC-2 had significantly higher TOM relative to other plots up to a depth of 18 inches. In 2015, TOM from 0 to 24 inches ranged from 2.8% to 10.08%.

4.1.3 Total Kjeldahl Nitrogen (TKN)

Before organic amendment, TKN ranged from 0.14 g/kg to 0.79 g/kg. There was a significantly higher concentration of TKN in the top 6 inches in plot WC-2.

There was significant increase in TKN after addition of organic amendments. Post-amendment 2009 TKN concentrations ranged from 0.47 g/kg to 5.18 g/kg between the four plots. TKN gradually decreased with depth in all four plots. Both AB-2 and WC-2 plots had higher TKN compared to AB-1 and WC-1 plots at all depth intervals. Statistically significant differences in the mean concentrations of pre- and post-amendment phases were observed up to depth of 12 inches within plots AB-1 and WC-1 and up to 18 inches within plots AB-2 and WC-2. TKN in 2015 samples were generally higher and ranged from 1.56 g/kg to 5.83 g/kg.

4.2 Survivorship

At the end of the growing season in 2008, survival of the willows was evaluated for each cultivar on Plot 14-1 by locating a number of randomly located plants in each of the sections where the different cultivars were planted. The plots were a fixed size so it was also possible to calculate plant density (**Figure 4-1**). The density at the time of planting was 14,300 plants per hectare (5,800 plants per acre) with a target survival rate of 80% (11,500 plants/ha). Mean plant density across all the willow cultivars in 2011 was 10,662 stems per hectare (ha) and ranged from 9,662 to 11,514 stems/ha. Of the four cultivars, SX61 had the lowest plant density and 9871-31 had the highest. In areas where survivorship was low, replanting was performed, as discussed in **Section 2.4**.

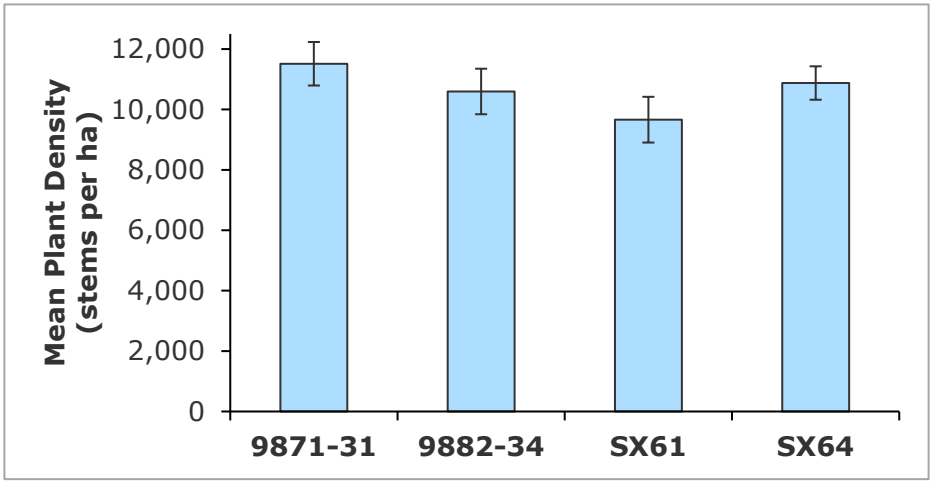

Figure 4-1 Average Plant Density of Willow Cultivars on Plot 14-1

Mean plant density of the four main cultivars of willow planted on Plot 14-1. Error bars represent plus or minus one standard error of the mean.

Survival assessments were conducted at the end of the growing season on Plots 14-2 and 14-3 to assess plant density. Where necessary, replanting was conducted to address gaps. Gaps with three or more missing plants were replanted because planting right next to an established plant is unlikely to be successful.

In 2016, it was concluded that Plot 14-4 (with the exception of a 2-acre trial plot) did not have sufficient willow density as a combined result of a shallow hardpan layer over approximately 8-10 acres of the plot, and the presence of a high density Phragmites stand, which was not sufficiently controlled with herbicides, as discussed in **Section 2.6**. As discussed in **Section 2.4**, Plot 14-4 (with the exception of the 2-acre trial plot) was mowed and ripped in 2016, and planted with a cover crop in preparation for willow replanting in 2017.

In Plot 14-5 the approach to re-planting was shifted such that replanting of gaps was performed two to three weeks after the initial planting, rather than at the end of the growing season to reduce competition from surrounding plants.

4.3 Height

Willow height is used to assess the plant growth and influences the transpiration of the system. The changes in height over a growing season and the maximum height of willows were measured for different cultivars at various locations within Plot 14-1. Empirical data on stem height was collected from the yield trial early in 2009. On the WC side of the trial, the average plant height was 12.2 inches across all willow cultivars; plant heights ranged from 2.8 – 19.3 inches. On the AB side of the trial, the average stem height was 15.7 inches, with plant heights ranging from 4.7 – 27.2 inches. For all cultivars, the plant height growth in AB treatments was equal to or greater than the WC amended portion of the trial. Average plant height for the four main cultivars are depicted in **Figure 4-2**.

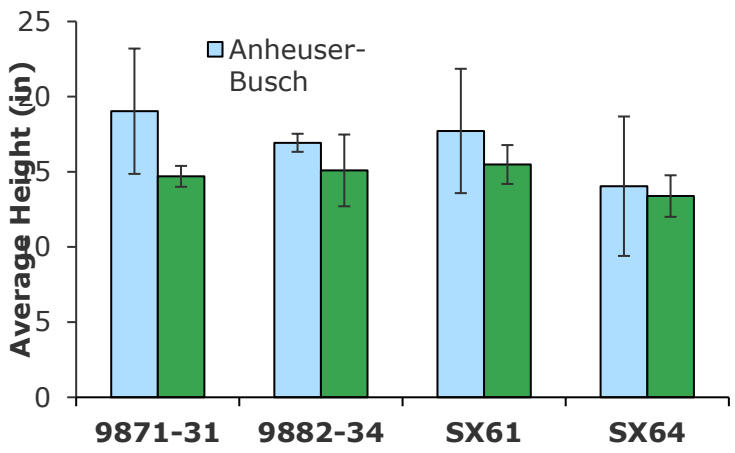

Figure 4-2 Height of Select Willow Cultivars on Plot 14-1

Twenty cultivars were planted in the Yield Trial on Plot 14-1. The four cultivars shown correspond to the four main cultivars planted on Plot 14-1. The bars represent the mean height of the cultivars at the end of the first growing season. Error bars represent plus or minus one standard error of the mean.

The heights of the willow in this trial were lower than is typical on agricultural soils in the region after the first growing season. Across several hundred acres of willow plantings on agricultural soils in the region, willow heights ranged from 14.2 to 40.9 inches (Catranis and Volk 2009) after the first growing season. The challenging site conditions and inconsistencies of mixing of the organic matter into the Solvay Waste discussed in **Section 2.2.2.2** created conditions that were

stressful for the plants. Despite a lower than expected growth during this establishment year, willow growth and production was similar to other sites after several years.

4.4 Leaf Area Index

Leaf area index (LAI) is an important dimensionless measurement for evaluating ET rates and the overall water budget of the SWSR. LAI is a measure of the total leaf area of plants (m^2) per unit of land area (m^2). LAI measurements were collected on Plot 14-1 during the 2012 growing season using a LiCor LAI-2200C Plant Canopy Analyzer (**Figure 4-3**). Willows were in their fourth year of above-ground growth when measurements were taken and represent a fully developed (closed) canopy.

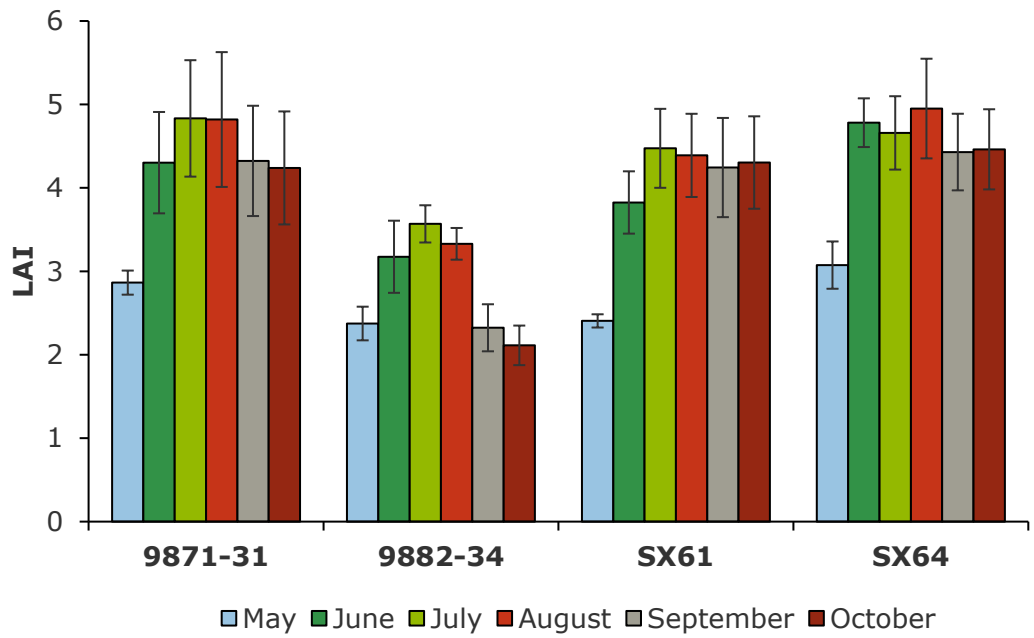

Figure 4-3 LAI of Willow Cultivars on Plot 14-1

LAI of the four main willow cultivars on Plot 14-1 during the 2012 growing season. Error bars represent plus or minus one standard error of the mean.

LAI exhibited a normal bell-shaped distribution throughout the growing season across all cultivars. LAI peaked for most cultivars in June or July and ranged from 3.6 to 5.0. The development and maintenance of leaf area in the 2012 growing season was likely limited by the unusually dry conditions that occurred during the spring and early summer. However, peak LAI on Plot 14-1 was comparable to peak LAI measurements from three-year-old willows grown on mineral soils (Tharakan et al. 2005, Bullard et al. 2002).

4.5 Biomass

Biomass is an indicator of carbon and energy storage in a plant and the productivity of a willow stand. Water use by willows is related to biomass production because a certain amount of water is needed to produce each kilogram of biomass. In addition, the amount of biomass that is produced influences the amount of renewable energy that can be generated per acre of willow.

Since shrub willow is typically harvested every three to four years, non-destructive sampling methods were used to estimate incremental growth of biomass in non-harvest years. Stem diameters were measured and allometric equations were developed relating diameter to aboveground biomass on Plot 14-1 (**Figure 4-4**). The stem diameter and aboveground biomass data were log transformed and linear regression techniques were used to develop models of biomass production based on stem diameter (Arevalo et al. 2007, Telenius and Verwijst 1995, Verwijst and Telenius 1999). The relationships between diameter and biomass were all very strong, with R^2 values ranging from 0.97 to 0.99, indicating that stem diameter data can be used to accurately estimate aboveground biomass on Plot 14-1 with a high degree of confidence.

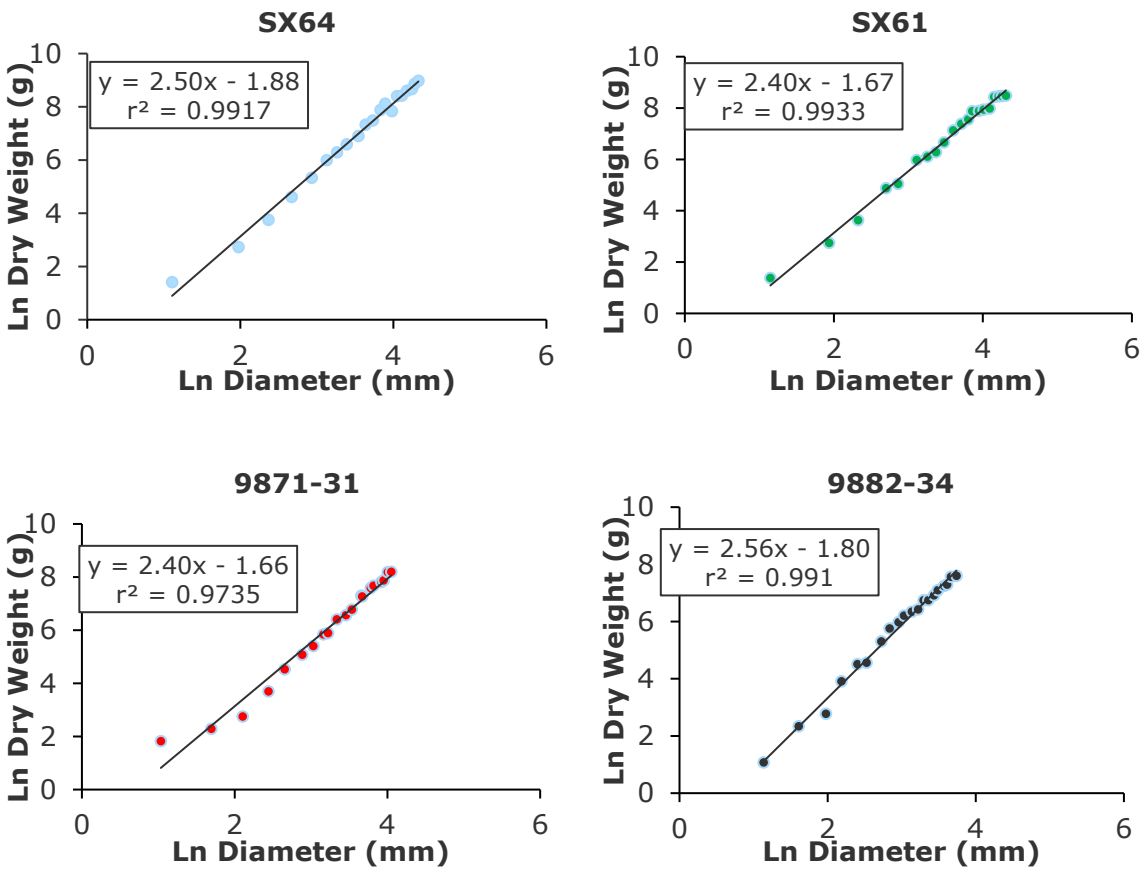

Figure 4-4 Biomass Allometric Equations for Willow Cultivars on Plot 14-1

Scatterplots showing strong linear relationship between the logarithmic transformation of dry weight of samples and stem diameters for four shrub-willow cultivars used to develop allometric equations for estimating annual biomass production.

Total standing biomass was converted to an annual growth rate (megagrams per hectare per year; Mg ha^{-1} yr^{-1}) so results from WB 14 could be compared to other shrub willow biomass production on mineral soils in the region. The estimated mean rate of biomass across Plot 14-1

was 11.0 Mg ha^{-1} $year^{-1}$ with a standard deviation of 3.4 Mg ha^{-1} $year^{-1}$ over the first three years of aboveground growth (**Figure 4-5**). This rate of biomass accumulation is consistent with shrub willow growth rates in the region grown on mineral soils, where the growth rate of the best five cultivars was 11.2 Mg ha^{-1} $year^{-1}$ (Volk et al. 2011). Despite the lower than expected height growth during the first year at this site, these results indicate that willow can successfully grow and generate a high amount of biomass on WB 14. This high biomass production potential is another indicator of the willow's ability to transpire a large amount of water from this site.

An examination of the effect of either organic matter amendment or cultivar on the growth rate was conducted using analysis of variance and mean separation procedure (Tukey Method). The results indicated there were no significant differences in means between cultivar types, but there was a significant difference in means between AB and WC amendment types. The AB amendment produced an average of 11.9 Mg ha^{-1} yr^{-1} compared to the WC amendment which produced an average of 9.9 Mg ha^{-1} yr^{-1}. Overall, the comparisons between amendment effects indicate that the AB amendment produced a significant response of more biomass per unit land area per year across three of the four cultivars examined than the WC amendment.

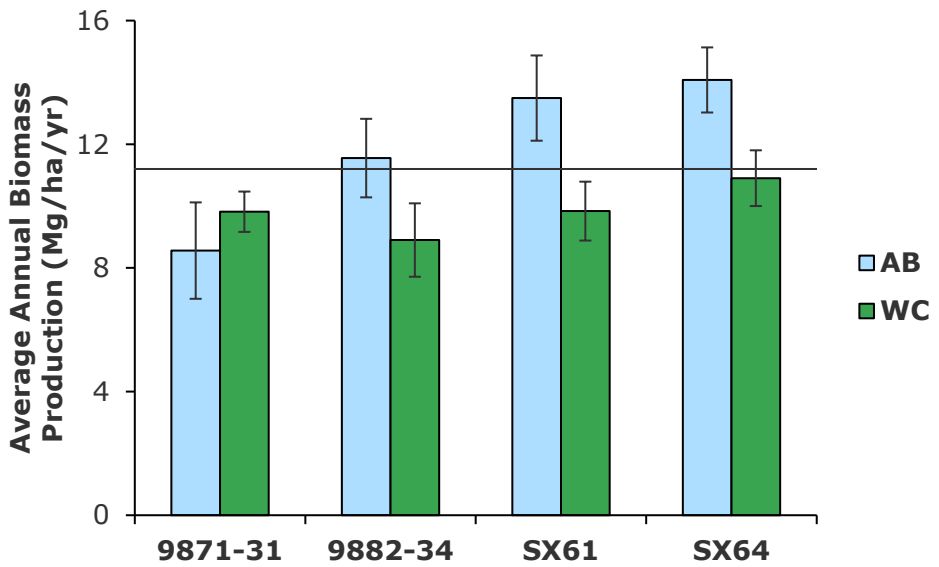

Figure 4-5 Annual Biomass Production of Willow Cultivars on Plot 14-1

Estimates of average annual biomass production (Mg ha^{-1} $year^{-1}$) based allometric models developed for the four main willow cultivars grown on Plot 14-1. The horizontal line represents the average annual biomass production for the five best willow cultivars grown on nearby sites on mineral soils. Error bars represent plus or minus one standard error of the mean.

Biomass production of the Yield Trial on Plot 14-1 was estimated using stem diameters at the time of the first harvest in 2012 and the second harvest in 2015. Detailed results of the yield trial can be found in **Appendix A.** Results of the four main cultivars planted on Plot 14-1 are presented in **Figure 4-6**. Average annual biomass production of these four cultivars increased from 10.4 to 12.2 Mg/ha/yr from the first to second harvest, which has also been observed in other regional sites (Volk et al. 2011).

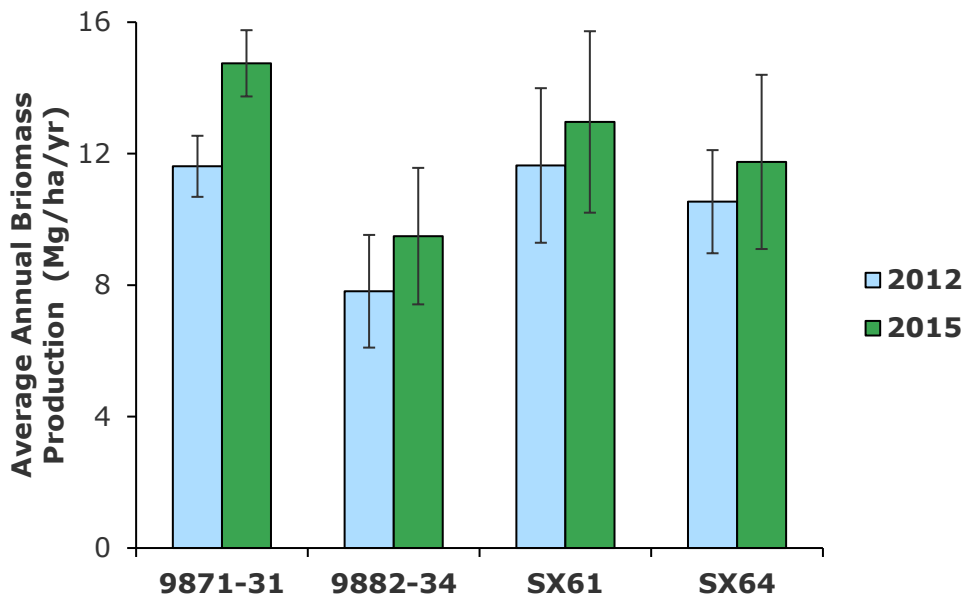

Figure 4-6 First and Second Harvest Biomass Production of Plot 14-1 Yield Trial

Twenty cultivars were planted in the Yield Trial on Plot 14-1. Estimates of average annual biomass production (Mg ha^{-1} year^{-1}) of the cultivars shown correspond to the four main cultivars planted on Plot 14-1. Error bars represent plus or minus one standard error of the mean.

4.6 Woodchip Chemical Analysis

Chemical woodchip analyses were performed to evaluate essential nutrient uptake, as well as the potential for accumulation of environmental chemical elements in the plants. In 2012, woodchips were analyzed for three prevalent willow cultivars (Fish Creek, SX61, and SX64) from Plot 14-1 and from a reference location in Tully, NY with the same willow cultivars. The Tully site is a SUNY-ESF research station and represents a typical mineral soil. In February 2015 willows from Plot 14-2 and the reference location in Tully, NY, were harvested, chipped, and composited. Samples were evaluated for physical and chemical properties identified in **Table 4-2**. Select metals were analyzed by both ESF and ALS Environmental (ALS) laboratories; ESF results are presented because the EPA 6020 method used by ESF has lower reporting limits than the EPA 6010C method used by ALS.

Table 4-2 Harvested Woodchip Analysis and Methods

Matrix/Analysis	Method	Lab
	ISO/ASTM Analyses	
Moisture	ISO 18134-1,2 / ASTM D3173/E871 (105C)	ESF
Ash	ISO 18122 / ASTM D3174 (750C)	ESF
Bulk Density	ISO 17828 / ASTM E873	ESF
Carbon, Hydrogen, and Nitrogen	ISO 16948 / ASTM D5373	ESF
Sulfur	EPA 3051	ESF
Chlorine	ISO 16994 / EPA 5050/9056	ESF

Matrix/Analysis	Method	Lab
Minor Elements (As, Cd, Cr, Cu, Pb, Ni, Zn)	EPA 3051/EPA 6020	ESF
Mercury	ASTM D6722-11	ALS
Particle Size	ISO 17827-1 / ASTM E828	ESF / ALS
Net Calorific Value	ISO 18125 / ASTM D5965	ESF
Moisture	ISO 18134-1,2 / ASTM D3173/E871 (105C)	ESF
	Standard Analyses	
VOCs	EPA 8260C	ALS
SVOCs	EPA 8270D	ALS
Pesticides	EPA 8081B	ALS
PCBs	EPA 8082A	ALS
Metals	EPA 6010C	ALS
Mercury	EPA 7471B	ALS
Cyanide	EPA 9012B/9014	ALS

A summary of detected constituents is provided as **Table 4-3**. Additional details of the woodchip analysis can be found in **Appendix A**. A range of detected concentrations across all sampled willow cultivars is presented for both 2012 and 2015 woodchips from WB 14, which is compared to samples of the same willow cultivars from Tully, NY. As a comparison, ISO standards for solid biofuels - graded wood chips are also presented (ISO 2014).

Detected inorganic constituents and the order of magnitude concentrations were generally consistent between the willow samples from Plot 14-1 and Tully reference samples. Of these constituents, copper was the only constituent to exceed ISO Standards in one sample from Plot 14-1 in 2012; there were no ISO standard exceedances in 2015.

SVOCs, VOCs, pesticides, and PCBs analyses were performed in 2015, but not in 2012. No VOC's, pesticides or PCB's were detected in the woodchip samples from Plot 14-2 or the reference site in Tully, NY. One SVOC, phenol, was detected in all samples from Plot 14-2 and from the reference site. Phenol is found widely in woody plants, including willows and is produced by plants as a typical growth regulatory hormone. However, there is no ISO Standard for phenol.

Additional wood chip characteristics from Plot 14-2 include 45-46% moisture content and 1.7 – 1.8% ash content. Other ESF studies have indicated an energy content of 4,200 BTU/lb for the willow chips. Overall, the data suggest woodchips from WB 14 are favorable for off-site use.

Table 4-3 Range of Detected Constituent Concentrations in Harvested Woodchips

Parameter	ISO Standard	Units	2012 Samples		2015 Samples	
			Plot 14-1	Tully, NY	Plot 14-2	Tully, NY
Aluminum (Al)	NS	mg/kg	0.01 – 0.05	0.017 – 0.02	ND	ND
Arsenic (As)	≤1.0	mg/kg	0.011 – 0.055	0.017 – 0.02	0.019 – 0.031	0.006 – 0.011
Barium (Ba)	NS	mg/kg	NA	NA	ND	12.7 – 14.5
Cadmium (Cd)	≤2.0	mg/kg	NA	NA	0.21 – 0.24	2.13 – 2.40
Calcium (Ca)	NS	mg/kg	2329 – 9182	1490 – 3635	3250 - 4000	3990 – 4320
Chromium (Cr)	≤10.0	mg/kg	0.11 – 0.73	0.1 – 0.17	0.10 – 0.15	0.08 – 0.11
Copper (Cu)	≤10.0	mg/kg	2.3 – 20.7	2.6 – 4.2	4.98 – 6.62	5.36 – 6.49
Iron (Fe)	NS	mg/kg	NA	NA	9.9 – 24.8	15.7 – 18.3
Lead (Pb)	≤10.0	mg/kg	0.03 – 1.16	0.06 – 0.1	0.3772 – 0.4998	0.4596 – 0.6068
Magnesium (Mg)	NS	mg/kg	100 – 1685	120.4 – 138	510 – 593	234 – 257
Manganese (Mn)	NS	mg/kg	NA	NA	6.8 – 8.5	26.4 – 30
Nickel (Ni)	≤10.0	mg/kg	0.38 – 1.61	0.78 – 1.15	0.99 – 4.94	1.87 – 5.72
Nitrogen (N)	≤1	w-% dry	NA	NA	0.49 – 0.54	0.47 – 0.6
Phenol	NS	ug/kg	NA	NA	14000 – 21000	8700 – 13000
Phosphorus (P)	NS	mg/kg	433– 1288	377.6 – 456.6	NA	NA
Potassium (K)	NS	mg/kg	685 – 2407	643 – 834	1540 -1770	1370 – 1460
Sodium (Na)	NS	mg/kg	47.4 – 205.5	24.5 – 41.6	ND	97.7 – 109
Sulfur (S)	≤1	%	0.030 – 0.032	0.012 – 0.073	0.043 – 0.050	0.042 – 0.057
Zinc (Zn)	≤100	mg/kg	15.7 – 91	29.5 – 37.4	36.85 – 47.21	52.39 – 68.99

Notes: NS – No Standard, ND – Not Detected, NA – Not Analyzed

4.7 Foliar Nutrients

Since WB 14 was initially nutrient poor, routine evaluation of nutrient conditions is important. Foliar nutrient concentrations can be used as a guide to assess if additional organic amendments are needed to maintain vigorous growth.

In late summer of 2009, 2011, and 2015, foliage samples were collected on Plot 14-1. Samples were also collected from Plots 14-2 and 14-3 in 2015. Leaf samples were collected from two different willow cultivars (SX64 and Fish Creek (9882-34)) because Tharakan et al. (2005) showed that these two cultivars inherently have different levels of foliar nutrient concentrations when planted on the same site; the SX64 cultivar typically has lower foliar nutrient

concentrations than Fish Creek (9882-34). By sampling these two cultivars, the range of foliar nutrient concentrations on WB 14 can be captured. Foliage samples were analyzed for N, P, K, Mg, Ca, S, Mn, Fe, Cu, Boron (B), Al, and Zn. Results are presented in **Appendix A**.

To gauge expected nutrient levels in willow crops, foliage samples were collected for the same two willow cultivars grown on mineral soils on six references sites in New York and Vermont. None of these reference sites showed any signs of vegetative stress and can be used as a benchmark for foliar nutrient data collected from WB 14. Results are presented in **Appendix A**.

In general, the willow cultivars growing on WB 14 appear to have reasonably healthy levels of most nutrients. For SX64, all of the foliar nutrients were within the range of willow from reference sites, except B which had concentrations significantly greater than the average reference value for B (**Appendix A)**. Cu, Fe, Mn, Al, and Zn were above reference averages, but were each within the range of reference variability. These patterns were similar for Fish Creek (9882-34) where B, Cu, and Al had one or more averages in each sampling year that were above the maximum reference value, with B always exceeding the reference maximum. In addition, Mn, Fe, and Zn averages from WB 14 were above reference site averages. The main element of concern is B which is very high across both willow cultivars and all sample dates.

After evaluation of foliar nutrient data, it was recommended that fertilizer be applied to Plots 14–1, 14-2 and 14-3 rather than re-amending the soil with organic materials. In particular, K and P fertilizer was recommended for Plots 14-1 and 14-2. While N levels are still in the acceptable range in the 2015 analysis, N levels generally decreased on 14-1 between 2011 and 2015 over two rotations and if this continued then levels would have probably dropped below a critical level in the third rotation. Because of this pattern, N fertilizer was included with the P and K and added in a single application in spring 2016 to Plots 14-1 and 14-2. A combination of N and K was added to Plot 14-3 after the winter 2016/2017 harvest. Foliar nutrients will continue to be closely monitored to evaluate other potential nutrient issues that arise and to provide for the nutrient requirements of the willows.

4.8 Water Budget Evaluation

Water budgets quantify the input and output components of the hydrologic cycle within a system. The water budget for the SWSR on WB 14 uses a simple "bucket approach" considering the principal components of precipitation, runoff, soil moisture/storage, percolation and ET (OBG 2007b). Water movement between these components can be analyzed to evaluate willow cover effectiveness.

Multiple lines of evidence were used to provide a robust analysis of the SWSR water budget. Soil moisture, sap flow, root zone percolation, and groundwater elevations were measured on-site. A water budget was developed using the Simultaneous Heat and Water (SHAW) model, which was verified using both soil moisture and transpiration data.

4.8.1 Soil Moisture

In 2008, a Trime-FM soil moisture system was used to monitor soil moisture at 6-inch increments to a depth of 2 feet in each of the four organic amendment areas on Plot 14-1. A continuous soil moisture monitoring system, ECH2O, was installed following willow harvest in 2012. Sensors were placed at depths of approximately 2, 6, 12, and 18 inches at three locations within the willow cover. Hourly soil moisture data was downloaded every four weeks. The same ECH20 soil

moisture monitoring system was installed on Plot 14-2 in 2011 after willow planting. Probes were installed in three locations within the willow cover at depths of approximately 2, 6, 12, and 18 inches. Results of these soil moisture studies were incorporated into verification of the SHAW model (**Section 4.8.3.2** and **Appendix D**).

4.8.2 Sap Flow and Transpiration

Plant transpiration can be measured directly through the use of sap flow sensors. Direct measurements of transpiration allow for more accurate estimates of ET and can be used to support verification of water budget models. Sap flow of four willow cultivars were measured using a stem heat balance sensor on WB 13. Measurements ran continuously during the 2006 growing season (April – November). Diameter measurements were also collected in order to scale up single stem measurements to an area basis. Details of this study are presented in a research paper by J. Mirck and T. Volk (2010), included as **Exhibit A.** Results of this study were incorporated into verification of the SHAW Model (**Section 4.8.3.2** and **Appendix D**).

4.8.3 Water Budget Modeling

Water budget modeling was conducted using SHAW Version 3.0 for a 38-year simulation period. As in the ACDR, the SWSR cover was compared to a traditional solid waste landfill cover, as depicted in **Figure 4-7** (OBG 2009b). The components of the solid waste landfill cover correspond to the NYS Part 360 requirements when the ACDR was developed in 2009, and include the following layers:

- 6-inch vegetated topsoil layer
- 18-inch compacted soil barrier layer with a maximum permeability of 1×10^{-5} cm/sec
- 24-inch soil barrier protection layer.

As discussed in the ACDR, water budget modeling was conducted using the SHAW model specifically because it has the ability to:

- Model unsaturated flow
- Provide percolation as a key output parameter
- Model snowmelt as well as soil freeze and thaw cycles
- Provide detailed estimates of plant and soil processes in the model output
- Model a wide cultivar of vegetation types and compositions.

The SHAW model's accuracy in predicting the water balance has been demonstrated by the research of others and is one of the few models recommended by the Interstate Technology and Regulatory Council (ITRC) for modeling natural cover systems (ITRC 2003). Compared with other water budget models including the Hydrologic Evaluation of Landfill Performance (HELP) model, the SHAW model has an excellent ability to estimate evaporation (E), change in storage (DS), and drainage (D) (Scanlon, 2002).

4.8.3.1 Modeling Overview

In order to represent buildout conditions of the willow cover on WB 14, modeling was conducted for a 38-year period to forecast future performance during both dry and wet periods. The ET cover simulation models the growth, establishment, and subsequent 3-year harvest cycles of a newly planted willow stand using actual precipitation data based on the calendar years 1975 to

2012. This simulation includes stand planting in mid-June 1975, first rotation growth for three growing seasons, harvest in January 1978, and second rotation growth. The simulation then follows a 3-year rotation cycle, with harvest at the end of every third growing season in January.

While the initial 2009 SHAW model was set up using estimates from similar projects and default model values as presented in the ACDR (OBG 2009b), a number of updates have been applied based on data collected at the site and input from expert reviewers (e.g., the model developer, Gerald Flerchinger of the USDA ARS). Many of these updates have made model output for both the willow ET and the traditional solid waste landfill covers more conservative. To validate the output from the SHAW model, the willow ET cover model predictions have been statistically verified with field observations of soil moisture and transpiration.

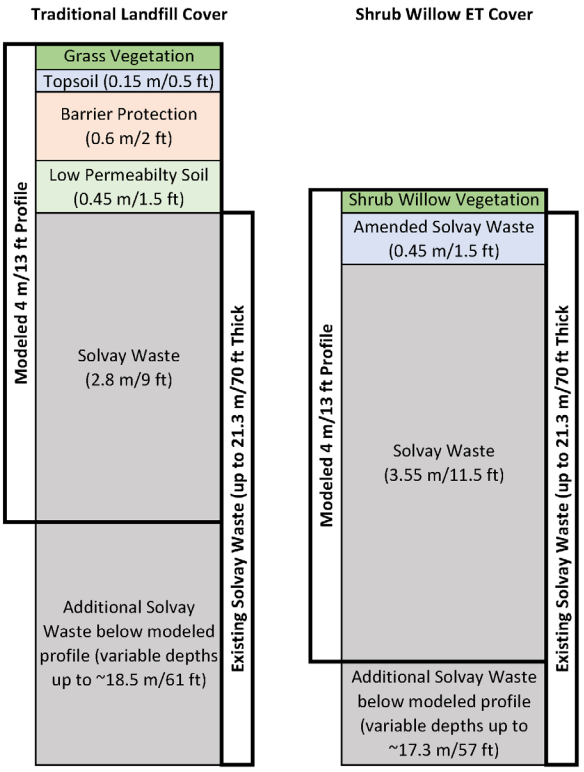

Figure 4-7 Modeled Soil Profiles for Traditional and Willow ET Covers (Drawing not to scale)

SHAW model inputs include site characteristics, climate data, vegetation growth patterns, and soil parameters. Updates to SHAW model input datasets based on considerations of monitoring data, site observations, continued literature review, and expert input (Flerchinger 2015) are summarized in **Appendix D**.

4.8.3.2 Model Verification

To verify SHAW model predictions, soil moisture and transpiration measurements were compared with model outputs. Soil moisture was chosen as it is easily measured and is a good indicator of the water budget endpoint (i.e., the remaining moisture storage following fluxes due to ET, percolation and runoff). Transpiration was chosen because this can be measured directly using sap flow techniques and is a key component of the overall water budget for an ET cover system.

Soil Moisture

Monthly means of SHAW-predicted soil moisture in the amended Solvay-waste layer were aligned with monthly means of field measurements from Plots 14-1 and 14-2 (**Section 4.8.1**). SHAW-predicted soil moisture and field measurements were averaged across depths of 6 inches, 12 inches, and 18 inches for monthly time steps. The averages of field measurements were plotted against the corresponding SHAW model outputs and linear models with 95% confidence intervals were fit to the data. To get a better sense of SHAW model performance across site variability, this analysis was applied by willow plot (i.e., 14-1 and 14-2) and with all data combined (**Appendix D**). The combined data analysis indicated a strong alignment between the results of the model and the field measurements, providing strong verification of the SHAW model.

Transpiration

Monthly means of SHAW-predicted transpiration were aligned with monthly means of field measurements from WB 13 (**Section 4.8.3.**). The averages of field measurements were plotted against the corresponding SHAW model outputs and linear models with 95% confidence intervals were fit to the data (**Appendix D**). The data analysis again indicated a strong alignment between the results of the model and field measurements, providing strong verification of the SHAW model.

4.8.3.3 SHAW Model Water Budget Results

Modeling results are presented for the willow ET cover and traditional solid waste landfill cover from 1975 to 2012. For the willow ET cover, this 38-year timeframe demonstrates the impact of a newly planted stand and subsequent three-year harvest cycles on the long-term water budget of WB 14. Model output for water balance include daily values (in inches) of the following parameters:

- Precipitation
- Evapotranspiration
- Percolation
- Runoff

SHAW modeling results for the simulated covers are detailed in **Appendix D**. The following statistics are summarized in **Table 4-4** for the 38-year simulation: median and 25th and 75th percentiles for annual total volumes as percent of annual precipitation.

Table 4-4 SHAW Model Water Budget Results

		Evapotranspiration		Percolation		Runoff	
	Precipitation (in)	**Traditional Solid Waste Landfill Cover**	**Willow ET Cover**	**Traditional Solid Waste Landfill Cover**	**Willow ET Cover**	**Traditional Solid Waste Landfill Cover**	**Willow ET Cover**
		%	**%**	**%**	**%**	**%**	**%**
25th %	35	70	77	5	4	14	6
Median	37	74	84	7	6	18	9
75th %	43	80	88	9	10	22	14

Notes: Percentages are calculated as a function of precipitation.

The updated SHAW model predicts comparable percolation between the willow-based ET cover and the traditional solid waste landfill cover. The modeled median annual percolation was 6% of precipitation for the willow ET cover and 7% of precipitation for the traditional solid waste landfill cover. Annual percolation rates modeled for both the willow ET and traditional solid waste landfill covers are higher than the rates modeled in the ACDR due to updates in soil parameters and

vegetation growth files; the percolation rates for the ET and traditional solid waste landfill covers reported herein are in line with those reported from a range of arid to humid sites in Albright et al. (2004).

Both the willow ET and traditional solid waste landfill covers showed ET as the path by which the majority of precipitation was removed from the system, which emphasizes the need to design for optimal evapotranspiration conditions to maximize cover effectiveness. The median ET as a percent of precipitation was 84% for the willow ET cover and 79% for the traditional solid waste landfill cover during the 38-year simulation. ET averages are lower than the ACDR results due to incorporation of annual mowing of the traditional solid waste landfill cover and harvesting of the ET cover in the updated model, as well as updates to soil parameters.

A plot of percolation predicted by the SHAW model for the willow ET and traditional solid waste landfill covers over time, shown as 5-year rolling medians, is presented in **Figure 4-8**.

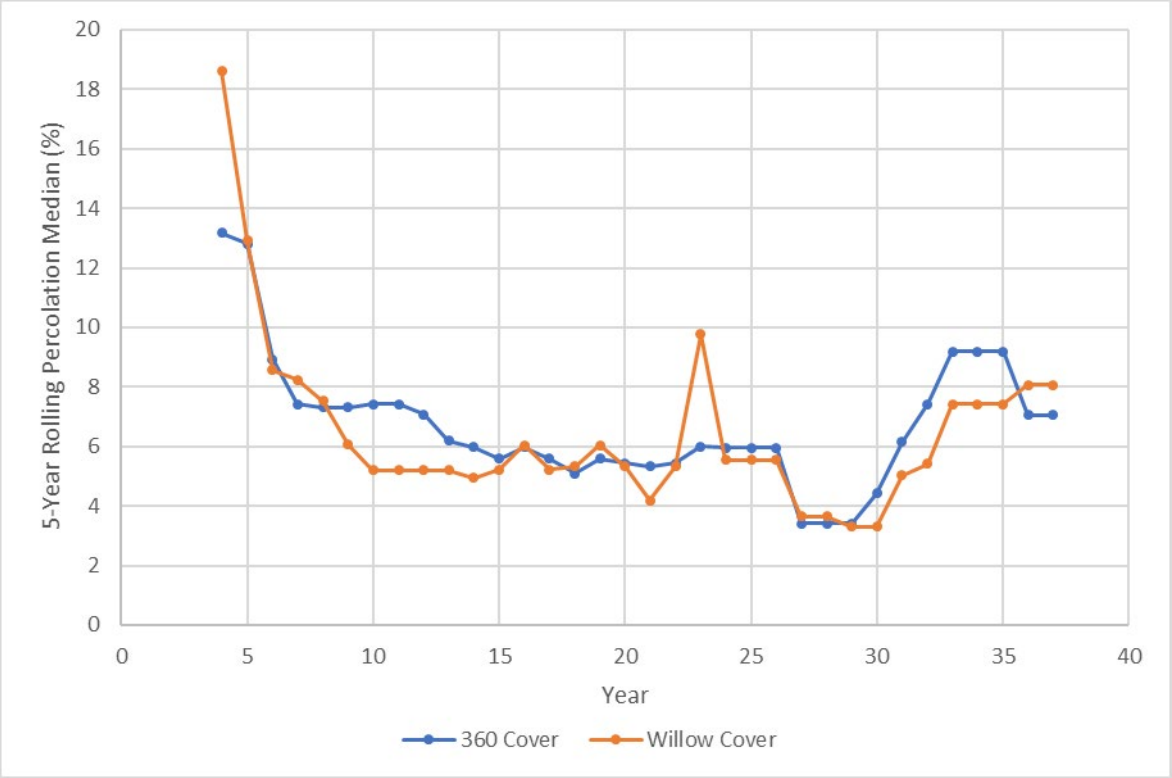

Figure 4-8 SHAW Model Percolation Predictions for Willow and Traditional Cover Systems

A seasonal summary of SHAW modeling results is presented in **Table 4-5** for both simulated covers, including median annual seasonal total volumes as a percent of precipitation.

Table 4-5 Seasonal Evaluation of SHAW Model Water Budget Results

Season	Traditional – Median % Precipitation			ET Cover – Median % Precipitation		
	ET	Perc	Runoff	ET	Perc	Runoff

Spring	123	7	5	138	7	0
Summer	100	7	0	114	7	0
Fall	52	6	9	54	4	0
Winter	22	9	65	21	5	43

Predicted percolation remains comparable for the willow-based ET cover and traditional solid waste landfill cover throughout each of the seasons. As expected, ET is highest during spring and summer seasons; percentage totals exceed 100% of precipitation due to water storage use. Percentage totals are lower than 100% of precipitation in the fall and winter seasons due to recharging of water storage.

4.8.4 Root Zone Percolation

Method

A series of tension-wicked pan lysimeters was installed in order to monitor and estimate the amount of percolation from the root zone during the first four years of cover establishment. Four lysimeters were installed in each of the four organic amendment treatments on Plot 14-1 after mixing and willow planting was completed in 2008 (**Figure 12**). One additional lysimeter was installed just outside the planted edge in each treatment to function as a "background" monitor. While the background locations were selected to assist in comparing the percolation in the willow stand to the non-vegetated (i.e., "non-willow") boundary of each amended soil treatment, each of these background areas eventually became vegetated with herbaceous plants through natural succession.

Lysimeters were installed by hand digging the freshly amended waste to a depth of 18 inches below the ground surface; this depth was selected to capture water movement below the root depth of the amendment mixing zone, and estimated maximum rooting depth for the willow for the site conditions. The wicking lysimeters were custom-fabricated by SUNY-ESF following techniques of Zhu *et al*. (2002). The principle of lysimeter operation was that water percolating through the amended waste and root zone was captured by the pan, and the wick would convey the captured water from the pan to a sump for temporary storage. The sump was evacuated and the volume of captured water measured by pumping it into a graduated cylinder using a Geotech pump.

Although it was not intended that the lysimeters would be left in place for longer than the first harvest cycle, SUNY ESF continued to monitor the lysimeters in 2012 and 2013 following the first harvest. The lysimeters were eventually removed in January 2016 following the second harvest. Roots were observed in eight lysimeters, indicating that the lysimeters were installed at the bottom of the rooting zone. Several of the lysimeters were in degraded condition or inoperative. The harvesting process is suspected to have affected the lysimeter performance due to soil compaction, root tearing and rutting on the soil surface.

Results and Discussion

The collected water volumes, and translations into an average equivalent depth and rate of percolation during the preceding time period are presented in **Appendix D**, and summarized in **Table 4-6**.

Table 4-6 Lysimeter Results (Plot 14-1)

Year	Study Period	Precipitation (in)	Calculated Percolation as Percent of Precipitation[1]		
			25th Percentile	Median	75th Percentile
2008	Jul. 30 - Dec. 15	15	44%	52%	63%
2009	Mar. 27 - Dec. 2	27	28%	33%	42%
2010	Jun. 18 - Oct. 23	20	13%	24%	32%
2011	Aug. 16 - Nov. 11	12	7%	14%	27%
2012	Feb. 3 - Dec. 16	24	11%	17%	24%
2013	Jan. 10 - Dec. 9	38	4%	18%	33%

1 – Calculated using lysimeter area of 159 sq. in.

The data suggest that while there was spatial and temporal variability among lysimeters, their function was sufficient to provide an index of the site water balance during each study period. In general, year-to-year variation in volume collected as a percentage of precipitation was consistent among lysimeters. That is, the range between the 25th and 75th percentile percolation rates remained relatively consistent around 20% or less, except for the final year in the data set (2013) when this range increased to 29%. This increase in variation among lysimeters may be due to their long-term degradation as noted in the previous (Methods) section.

When the data are evaluated on an annual scale (**Table 4-6**), the tendency for percolation rates to decline over time is apparent. In 2008, the willow canopy and roots were in the beginning stages of development following amendment mixing. Therefore, these percolation data do not represent conditions comparable to the SWSR, as the area was essentially bare soil, with little to no canopy cover. The first full harvest was completed during the spring of 2012, and increased volumes collected in lysimeters in 2012 are likely due to an expected percolation increase with reduced canopy after harvest, and potential lysimeter function deterioration after harvest.

Calculated percolation rates from lysimeter collection volumes from the first harvest cycle (2008 – 2011) align reasonably with SHAW model predictions for the initial establishment years/first harvest cycle and both percolation evaluations share the tendency for percolation rates to decline over time following willow establishment.

4.8.5 Groundwater Recharge Evaluation

Groundwater elevation data from WB 14, discussed in Section 3, were used to evaluate groundwater recharge rates in WB 14 during the demonstration. Average groundwater recharge rates were calculated for monitoring wells for periods of time when groundwater elevations began and ended at the same elevation, resulting in no net change in storage. Although groundwater elevation data were collected from WB 14 at various stages of pre- and post-SWSR buildout, and may not strictly reflect the response to willow establishment, estimated recharge rates align reasonably with SHAW model percolation predictions for the initial establishment years (**Figure 4-8**), with calculated average annual groundwater recharge rates estimated to range between 18% and 36% of precipitation between 2008 and 2013.

4.9 Plant and Wildlife Diversity Monitoring

Wildlife monitoring was conducted to evaluate bird and small mammal utilization of the SWSR as a foraging habitat and/or for breeding (OBG 2007b). During the 2009 growing season, two wildlife survey plots were established on young willow fields on Plot 14-1 and three on nearby WB 13 in more mature willow stands. The willow on 14-1 were planted in 2008 and coppiced at the end of the year. The 2009 growing season represented willow that was re-sprouting and developing one-year-old aboveground material, so it represents the second lowest amount of cover provided by willow over its entire cycle, with the lowest cover in the establishment year. The plots on WB 13 were two- or three-year-old aboveground material on root systems that were three or six years old. The willow in these plots was more developed and represents what willow would be like during all but the first couple of years when the crop is being established. Each wildlife survey plot encompassed three habitats: the willow cover system, an area adjacent to the willow cover system, and the edge between the willow and adjacent area. Details of sampling methods and results are summarized in a research paper by Campbell et al. (2012; **Exhibit B**).

The combination of willows and adjacent areas of perennial herbaceous-woody vegetation supported slightly more bird and small mammal species and greater abundances of species combined than other areas of the WBs without willow crops. These results showed that willows may augment local populations of some species by increasing the complexity of the area's vegetation. Further, it was concluded that the presence of an herbaceous layer in willow crops and having a mixture of willow age classes across the landscape will enhance the role of willow in supporting biodiversity.

4.10 Inland Salt Marsh Monitoring

The Inland Salt Marsh IM is a 5+ acre restoration project adjacent to the 10-acre SWSR demonstration area. The inland salt marsh was designed to introduce plant communities of high conservation value to WB 14 and to enhance ET and ecological diversity. The focal community for the IM was inland salt marsh—a plant community that once populated the shores of Onondaga Lake, but are now only present in degraded patches. Marl fen, Great Lakes dune, and alvar grassland communities were also targeted in the design.

The inland salt marsh was initially proposed as part of the SWSR work plan (OBG 2007b), but per the WB 9-15 consent order, the inland salt marsh was characterized as an IM and a separate work plan (OBG 2010) was prepared. Detail regarding inland salt marsh construction and monitoring is presented in the *Inland Salt Marsh IM Report* submitted concurrently as part of the Closure Plan.

Native plant species, both inland salt marsh and marl fen settings, establish and grow well on Solvay waste without organic amendment. As of 2013, 271 vascular plant species were observed on site, 138 of which were planted or sown and 10 of which are classified as threatened or endangered in New York. Since 2008, total percent cover and species richness have been increasing, and relative cover of invasive species have been decreasing. This project demonstrates that Solvay waste creates conditions that simulate naturally occurring stresses, enabling the restoration of rare native plant communities that are sustained by stress in their natural setting. The success of the inland salt marsh is significant considering its limited regional presence; there are only eight inland salt marshes throughout the US, with only 30 acres naturally occurring in the Northeastern US, and only 10 of the 30 acres in good condition (Eallonardo and Leopold 2014).

The grassland structure also complements the willow structure by providing alternative wildlife nesting/ feeding and pollinator opportunities. While the inland salt marsh has supported significant ecological diversity, valuable ET function has also been established, comparable to the willow.

5. CONCLUSIONS AND RECOMMENDATIONS

Overall, the findings of the SWSR PDI indicate that the SWSR can be successfully established at the site, is similarly effective at reducing percolation as a traditional solid waste landfill cover, and in conjunction with leachate collection and berm stabilization and erosion control measures, would function as effectively as a traditional landfill cover system. The following key conclusions were drawn based on the information generated during the PDI:

SWSR Establishment

- Organic amendment application using agricultural equipment allows for efficient incorporation of organic amendment into the Solvay waste. Organic amendment mixed to a depth of 18 inches provides sufficient support for willow growth.
- A combination of DEC approved herbicides and mechanical weed control techniques, including rototilling and mowing, are effective methods to control weeds until the willow canopy has closed. The need for weed management is minimal in stands with a closed canopy.
- The following schedule will facilitate healthy willow stand establishment and cover performance as shown in **Table 5-1**:

Table 5-1 Site Preparation Schedule

Month	Task
Before mid-July – Year 1	Clearing and grubbing; organic amendment mixing
August – Year 1	Weed control
September – Year 1	Cover crop planting
Before mid-June – Year 2	Cover crop plowing, disking, willow planting
May/early June – Year 2	Pre-emergent herbicide application

- Areas of shallow hardpan should be evaluated in advance, and ripping should be performed to break through identified areas of shallow hardpan a year prior to organic amendment addition/mixing

Hydrologic Study

- Groundwater at WB 14 fluctuates seasonally with falling water levels in late spring and early summer, and rising water levels in fall and early winter. SWSR establishment dampens groundwater fluctuations in response to precipitation events.
- Surface water runoff from the willow plots to the salt marsh is characterized as freshwater, indicating minimal percolation through the Solvay waste prior to discharge to the drainage swale.

ET Cover Conditions and Functions

- Willow establishment and growth on WB 14 was comparable to that of willows on native mineral soils over two harvest cycles.

- LAI development demonstrated the hardiness of shrub willow under a range of weather conditions.
- Fertilizer application, rather than re-amendment, can provide post-harvest nutrient needs.
- Willows respond vigorously to harvest and have been successfully harvested for biomass. Multiple opportunities exist for beneficial use of harvested willow, including biofuel, mulch and compost, erosion control, stabilization, and animal bedding.
- The presence of a herbaceous layer in willow crops and a mixture of willow age classes across the site will support enhanced biodiversity.

Water Budget

- Updated SHAW model predictions, verified by soil moisture measurements and transpiration estimates from sap flow measurements, align reasonably with site root zone percolation and groundwater recharge evaluations.

6. REFERENCES

Albright et al. 2004. *Field Water Balance of Landfill Final Covers*. J. Environ. Qual., Vol. 33. November-December 2004. 2317-2332.

Albright et al. 2006. *Field Performance of Three Compacted Clay Landfill Covers.* Vandose Zone Journal, vol. 5. November 20, 2006. 1157-1171.

Allen, R.G., Pereira, L.S., Raes, D., and Smith, M. 1998. FAO (Food and Agriculture Organization of the United Nations). *Crop evapotranspiration—guidelines for computing crop water requirements*. FAO irrigation and drainage paper 56, FAO. Rome, Italy.

Arevalo, C.B.M., Volk, T.A., Bevilacqua, E., and Abrahamson, L. 2007. Development and validation of aboveground biomass estimations for four Salix clones in central New York. *Biomass Bioenergy*. 31: 1-12.

Bouwer, H. and R.C. Rice, 1976. A slug test method for determining hydraulic conductivity of unconfined aquifers with completely or partially penetrating wells, Water Resources Research, vol. 12, no. 3, pp. 423-428.

Bullard, M.J., Mustill, S.J., Carver, P., and Nixon, P.M.I., 2002. *Yield Improvements through modification of planting density and harvest frequency in short rotation coppice Salix spp. – 2. Resource capture and use in two morphologically diverse varieties.* Biomass and Bioenergy. 22: 27-39.

Campbell, S.P., Frair, J.L., Gibbs, J.P., and T.A. Volk. 2012. Use of short-rotation coppice willow crops by birds and small mammals in central New York. *Biomass and Bioenergy.* December 2012, 342-353.

Catranis, C.M. and T.A. Volk. 2009 Assessment of shrub willow population density and height growth after one growing season on fields planted by Agricultural Development Services and Catalyst Renewables in Groveland, Auburn, Ava and Barnes Corners, NY. SUNY ESF January 2009, 39pp.

Eallonardo, A.S. & Leopold, D.J. Wetlands (2014) 34: 155. <https://doi.org/10.1007/s13157-013-0493-y>.

Flerchinger, Gerald N. 2000. *The Simultaneous Heat and Water (SHAW) Model: Technical Documentation*. Northwest Watershed Research Center, USDA Agricultural Research Service, Boise, Idaho.

Flerchinger, Gerald N. 2013. *The Simultaneous Heat and Water (SHAW) Model: User's Manual*. Northwest Watershed Research Center, USDA Agricultural Research Service, Boise, Idaho.

Gugino, B.K., Idowu, O.J., Schindelbeck, R.R., van Es, H.M., Moebius-Clune, B.N., Wolfe, D.W., Thies, J.E., Abawi, G.S. 2009. Cornell Soil Health Assessment Training Manual, Edition 2.0. Cornell University, Geneva, NY. Available from: <http://soilhealth.cals.cornell.edu/>.

Hauser, Victor. 2009. *Evapotranspiration Covers for Landfills and Waste Sites*. CRC Press: Boca Raton, FL.

Hollinger, D.Y., Ollinger, S.V., Richardson, A.D., Meyers, T.P., Dail, D.B., Martin, M.E., Scott, N.A., Arkebauer, T.J., Baldocchi, D.D., Clark, K.L., Curtis, P.S., Davis, K.J., Desai, A.R., Dragoni, D., Goulden, M.L., GU, L., Katul, G.G., Pallardy, S.G., Paw U, K.T., Schmid, H.P., Stoy, P.C., Suyker, A.E. and Verma, S.B. 2010. Albedo Estimates for Land Surface Models and Support for a New Paradigm Based on Foliage Nitrogen Concentration. *Global Change Biology.* 16.2: 696-710.

Intercode comparisons for simulating water balance of surficial sediments in semiarid regions. Water Resources Research. 38, (12: 1323-1330).

Interstate Technology and Regulatory Council. 2003. *Technical and Regulatory Guidelines for Alternative Final Covers.*

ISO 17224-4:2014, *Solid Biofuels – Fuel Specifications and Classes – Part 4: Graded Woodchips.* May 1, 2014.

Kalra, Yash, ed. *Handbook of reference methods for plant analysis*. CRC Press, 1997.

Kloster, D. 2014. Characterizing shrub willow for soil erosion modeling using RUSLE2 across a chronosequence of ages. MS Thesis, SUNY ESF, Syracuse, NY.

Kopinga, J. and J. van den Burg. 1995. Using Soil and Foliar Analysis to Diagnose the Nutritional Status of Urban Trees. *J. Arboriculture* 21(1): 17-24.

Kuzovkina, Y.A., and Volk T.A. 2009. The characterization of willow (Salix L.) varieties for use in ecological engineering applications: Co-ordination of structure, function and autecology". *Ecological Engineering* 35.8: 1178-1189.

Mirck, J. and T.A. Volk. 2010. Seasonal Sap Flow of Four *Salix* Varieties Growing on the Solvay Wastebeds in Syracuse, NY, USA. *International Journal of Phytoremediation*. 12(1): 1-23

New York State Department of Environmental Conservation (NYSDEC). 2000. Administrative Consent Order (D-7-0002-02-08) between the NYSDEC and Honeywell International, Inc. (Honeywell) dated April 10, 2000.

NYSDEC. 2003. *Geddes Brook/Ninemile Creek Remedial Investigation, Baseline Ecological Risk Assessment, and Human Health Risk Assessment*. New York State Department of Environmental Conservation. Albany, New York.

OBG 2012. *Shrub Willow Sustainable Remedy, Phase 2 – Interim Measure Work Plan; Settling Basins 9 through 15; Camillus and Geddes, NY.* March 2012.

OBG and ESF. 2003. *Semi-Annual Report; Biomass Pilot Study*; Waste Bed 13; Camillus, New York. December 2003.

OBG and ESF. 2004a. *Semi-Annual Report; Biomass Pilot Study*; Wastebed 13; Camillus, New York. June 2004.

OBG and ESF. 2004b. *Semi-Annual Report; Biomass Pilot Study*; Wastebed 13; Camillus, New York. December 2004.

OBG and ESF. 2005. *Semi-Annual Report; Biomass Pilot Study*; Wastebed 13; Camillus, New York. August 2005.

OBG and ESF. 2006a. *Semi-Annual Report; Biomass Pilot Study*; Wastebed 13; Camillus, New York. May 2006.

OBG and ESF. 2007a. *Semi-Annual Report; Biomass Pilot Study*; Wastebed 13; Camillus, New York. January 2007.

OBG and ESF. 2007b. *Work Plan; Shrub Willow Sustainable Remedy Full Scale Demonstration; Settling Basins 9 through 15;* Camillus and Geddes, NY. October 2007.

OBG and ESF. 2007c. *Semi-Annual Report; Biomass Pilot Study*; Wastebed 13; Camillus, New York. December 2007.

OBG and ESF. 2009a. *Annual Report; Shrub Willow Sustainable Remedy Full Scale Demonstration; Settling Basin 14;* Camillus, NY. February 2009.

OBG. 2006b. *Peer Review – Summary Report; Honeywell Settling Basins 9 through 15 Integrated Sustainable Reuse Remedy.* October 2006.

OBG. 2009b. *Alternative Cover Conceptual Design Report; Shrub Willow Sustainable Remedy; Settling Basins 9 through 15.* Camillus and Geddes, NY. February 2009.

OBG. 2010. *Final Work Plan; Inland Salt Marsh IRM; Settling Basin 14;* Camillus, NY. August 2010.

OBG. 2013. *Wastebeds 9-15 Closure Investigation Report,* Camillus and Geddes, New York. Syracuse, NY. October 2013.

Pacaldo, R. S., Volk, T. A., Briggs, R. D., Abrahamson, L. P., Bevilacqua, E., & Fabio, E. S. (2014). Soil CO2 effluxes, temporal and spatial variations, and root respiration in shrub willow biomass crops fields along a 19-year chronosequence as affected by regrowth and removal treatments. *GCB Bioenergy*, *6*(5): 488-498.

Quaye, A. and T.A. Volk. 2013. Biomass production and soil nutrients in organic and inorganic fertilized willow biomass production systems. *Biomass and Bioenergy* 57:113-125.

Ramboll 2020. *Wastebeds 9-15 Site Closure Plan*. Geddes and Camillus, New York. December 2020.

Richards, L.A. 1969. *Diagnosis and improvement of saline and alkali soils*. Agric. Handb. No. 60, USDA. U.S. Government Printing Office, Washington, D.C.

Saxton, K.E. and Rawls, W.J. 2006. Soil Water Characteristic Estimates by Texture and Organic Matter for Hydrologic Solutions. Soil Science Society of America Journal. 70:1569-1578.

Scanlon, B.R., M. Christman, R.C. Reedy, I. Porro, J. Simunek, and G.N. Flerchinger. 2002.

Telenius, B. and Verwijst, T. 1995. The influence of allometric variation, vertical biomass distribution and sampling procedure on biomass estimates in commercial short rotation forests. *Biores. Technol*. 51: 247-253

Tharakan, P.J., T.A. Volk, C.A. Nowak, and L.P. Abrahamson. 2005. Morphological traits of 30 willow clones and their relationship to biomass production. *Canadian Journal of Forest Research*. 35(2):421-431.

United States Environmental Protection Agency (USEPA). 2010. *Superfund Green Remediation Strategy*. Office of Superfund Remediation and Technology Innovation. September 2010.

United States Environmental Protection Agency (USEPA). 2011*. Determination to not take superfund action; LCP Bridge Street Operable Unit 2 and Wastebeds 9 to 15; Onondaga Lake areas of concern*; Town of Geddes, Onondaga County, New York. USEPA Region II. August 2011.

Verwijst, T. and Telenius, B. (1999). Biomass estimation procedures in short rotation forestry. *Forest Ecology and Management*,121: 137-146.

Volk, T.A., Abrahamson, L.P., Cameron, K.D., Castellano, P., Corbin, T., Fabio, E., Johnson, G., Kuzovkina-Eischen, Y., Labrecque, M., Miller, R., Sidders, D., Smart, L.B., Staver, K., Stanosz, G.R., and Van Rees, K. 2011. *Yields of willow biomass crops across a range of sites in North America.* Aspects of Applied Biology. 112.

Wilde S.A., Voight G.K., and Iyer J.C. 1972. Soil and plant analysis for tree culture. Oxford and IBH Publishing Co, New Delhi, p 209p

Zhu, Y., Fox, R. H., and Toth, J. D. 2002. Leachate collection efficiency of zero-tension pan and passive capillary fiberglass wick lysimeters. Soil Science Society of America Journal, 66 (1): 37-43.

FIGURES

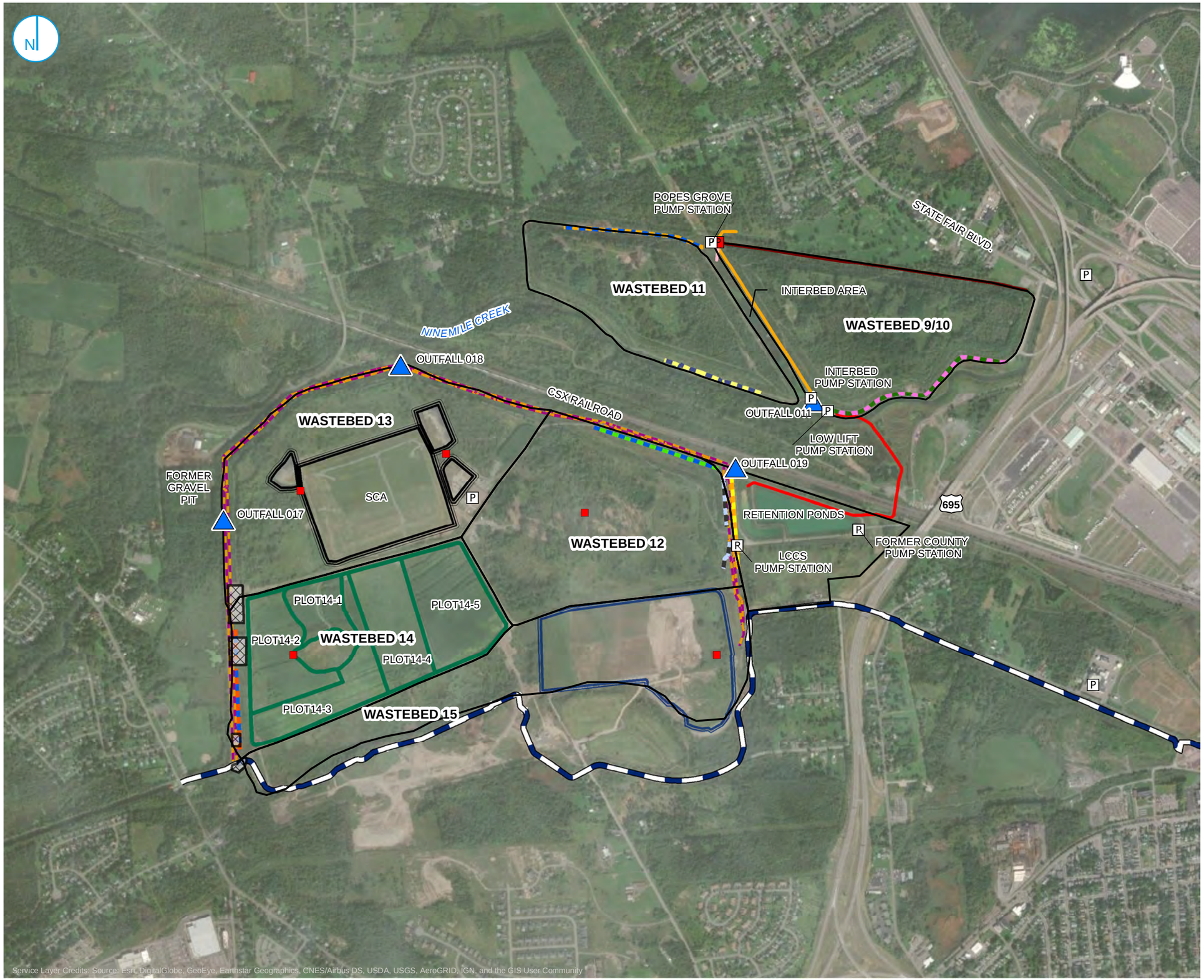

LEGEND

- WEIR BOX
- OUTFALL
- LEACHATE WET WELL
- STORM WATER WET WELL
- PUMP STATION
- LEACHATE DISCHARGE TO INTERBED
- OUTFALL 011 CONVEYANCE PIPE
- WASTEBEDS 9/10 COLLECTION PIPE
- INTERBED FORCE MAIN
- WASTEBED 11 NORTH SEEP MITIGATION SYSTEM
- PHASE 1 SEEP MITIGATION SYSTEM
- PHASE 2 SEEP MITIGATION SYSTEM
- PHASE 4 SEEP MITIGATION SYSTEM
- PHASE 5 SEEP MITIGATION SYSTEM
- PHASE 6 SEEP MITIGATION SYSTEM
- LEACHATE COLLECTION AND CONVEYANCE
- OUTFALL 019 EAST DITCH COLLECTION SYSTEM
- EMPIRE STATE TRAIL / ERIE CANAL TRAIL
- SEEP APRON
- SCA
- WILLOW PLOTS
- C&D LANDFILL

0 1,000 2,000 Feet

SITE PLAN

HONEYWELL INTERNATIONAL INC.
WASTEBEDS 9-15
SHRUB WILLOW SUSTAINABLE REMEDY
CAMILLUS AND GEDDES, NY

FIGURE 01

MARCH 2021

RAMBOLL US CORPORATION
A RAMBOLL COMPANY

RAMBOLL

I:\Honeywell.1163\61717.Sb9-15-Closure\Docs\DWG\MXD\Willow Report\Willow_Report_Figure_1.mxd
PROJECT: 1163.1940075018 | DATED: 3/3/2021 | DESIGNER: MCCOMBSI

I:\Honeywell.1163\61717.S9-15-Closure\Docs\DWG\MXD\Willow Report\Demonstration_Area_Ramboll_SIM.mxd

PROJECT: 169000XXXX | DATED: 2/26/2021 | DESIGNER: MCCOMBSI

LEGEND

- EXISTING SALT MARSH PLOT
- DEMONSTRATION AREA

0 250 500 Feet

DEMONSTRATION AREA

HONEYWELL INTERNATIONAL INC.
WASTEBEDS 9-15
SHRUB WILLOW SUSTAINABLE REMEDY
CAMILLUS AND GEDDES, NY

FIGURE 02

MARCH 2021

RAMBOLL US CORPORATION
A RAMBOLL COMPANY

RAMBOLL

I:\Honeywell.1163\61717.Sb9-15-Closure\Docs\DWG\MXD\Willow Report\SB14_Site_Plan_Ramboll_SIM.mxd

PROJECT: 169000XXXX | DATED: 2/26/2021 | DESIGNER: MCCOMBSI

LEGEND

- EXISTING SALT MARSH PLOT
- WILLOW PLOT
- SITE BOUNDARY

0 1,000 2,000 Feet

WASTEBED 14 SITE PLAN

HONEYWELL INTERNATIONAL INC.
WASTEBEDS 9-15
SHRUB WILLOW SUSTAINABLE REMEDY
CAMILLUS AND GEDDES, NY

FIGURE 03
MARCH 2021

RAMBOLL US CORPORATION
A RAMBOLL COMPANY

RAMBOLL

I:\Honeywell.1163161717.Sb9-15-Closure\Docs\DWG\MXD\Willow Report\Test Pit Locations_Ramboll.mxd

PROJECT: 169000XXXX | DATED: 12/2/2020 | DESIGNER: KLABENAK

LEGEND

- + TEST PIT (DEMONSTRATION PROGRAM)
- + TEST PIT
- DEMONSTRATION AREA
- EXISTING SALT MARSH PLOT

0 400 800 Feet

TEST PIT LOCATION PLAN

HONEYWELL INTERNATIONAL INC.
WASTEBEDS9-15
SHRUB WILLOW SUSTAINABLE REMEDY
GEDDES AND CAMILLUS, NY

FIGURE 04
MARCH 2021

RAMBOLL US CORPORATION
A RAMBOLL COMPANY

RAMBOLL

I:\Honeywell.1163\61717.Sb9-15-Closure\Docs\DWG\MXD\Willow Report\Plot 14-1 Planting Plan_Ramboll.mxd

PROJECT: 169000XXXX | DATED: 12/2/2020 | DESIGNER: KLABENAK

LEGEND

- SHRUB WILLOW VARIETY PLANTING BOUNDARY
- WILLOW PLOT - 0% SURVIVAL
- WILLOW YIELD PLOT
- EXISTING SALT MARSH PLOT
- DEMONSTRATION AREA

0 300 600 Feet

PLOT 14-1
PLANTING PLAN

HONEYWELL INTERNATIONAL INC.
WASTEBEDS 9-15
SHRUB WILLOW SUSTAINABLE REMEDY
CAMILLUS AND GEDDES, NY

FIGURE 05
MARCH 2021

RAMBOLL US CORPORATION
A RAMBOLL COMPANY

RAMBOLL

I:\Honeywell.1163\61717.Sb9-15-Closure\Docs\DWG\MXD\Willow Report\Plot 14-2 Planting Plan_Ramboll.mxd

PROJECT: 169000XXXX | DATED: 12/2/2020 | DESIGNER: KLABENAK

LEGEND

— PLOT 14-2 SHRUB WILLOW VARIETY PLOT BOUNDARY

WILLOW PLOT

0 400 800 Feet

PLOT 14-2

PLANTING PLAN

HONEYWELL INTERNATIONAL INC.

WASTEBEDS 9-15

SHRUB WILLOW SUSTAINABLE REMEDY

CAMILLUS AND GEDDES, NY

FIGURE 06

MARCH 2021

RAMBOLL US CORPORATION

A RAMBOLL COMPANY

RAMBOLL

I:\Honeywell.1163\61717.Sb9-15-Closure\Docs\DWG\MXD\Willow Report\Plot 14-3 Planting Plan_Ramboll.mxd

PROJECT: 169000XXXX | DATED: 12/2/2020 | DESIGNER: KLABENAK

Service Layer Credits: NYS ITS GIS Program Office

LEGEND

— PLOT 14-3 SHRUB WILLOW VARIETY PLOT BOUNDARY

▭ WILLOW PLOT

0 200 400 Feet

PLOT 14-3

PLANTING PLAN

HONEYWELL INTERNATIONAL INC.

WASTEBEDS 9-15

SHRUB WILLOW SUSTAINABLE REMEDY

CAMILLUS AND GEDDES, NY

FIGURE 07

MARCH 2021

RAMBOLL US CORPORATION

A RAMBOLL COMPANY

RAMBOLL

I:\Honeywell.1163\61717.Sb9-15-Closure\Docs\DWG\MXD\Willow Report\Plot 14-4 Planting Plan_Ramboll.mxd

PROJECT: 169000XXXX | DATED: 12/2/2020 | DESIGNER: KLABENAK

LEGEND

— PLOT 14-4 SHRUB WILLOW VARIETY PLOT BOUNDARY

WILLOW PLOT

0 250 500 Feet

PLOT 14-4
PLANTING PLAN

HONEYWELL INTERNATIONAL INC.
WASTEBEDS 9-15
SHRUB WILLOW SUSTAINABLE REMEDY
CAMILLUS AND GEDDES, NY

FIGURE 08

MARCH 2021

RAMBOLL US CORPORATION
A RAMBOLL COMPANY

RAMBOLL

PROJECT: 169000XXXX | DATED: 12/2/2020 | DESIGNER: KLABENAK

I:\Honeywell.11631\61717.Sb9-15-Closure\Docs\DWG\MXD\Willow Report\Plot 14-5 Planting Plan-Ramboll.mxd

LEGEND

— PLOT 14-5 SHRUB WILLOW VARIETY PLOT BOUNDARY

WILLOW PLOT

0 300 600 Feet

PLOT 14-6

PLANTING PLAN

HONEYWELL INTERNATIONAL INC.

WASTEBEDS 9-15

SHRUB WILLOW SUSTAINABLE REMEDY

CAMILLUS AND GEDDES, NY

FIGURE 09

MARCH 2021

RAMBOLL US CORPORATION

A RAMBOLL COMPANY

RAMBOLL

I:\Honeywell.1163\61717.Sb9-15-Closure\Docs\DWG\MXD\Willow Report\Off_Site_Receptors_Ramboll.mxd

PROJECT: 169000XXXX | DATED: 12/3/2020 | DESIGNER: KLABENAK

LEGEND

- EXISTING SALT MARSH PLOT
- OFF-SITE RESIDENTIAL RECEPTORS
- WILLOW PLOT AREA
- DEMONSTRATION AREA

0 2,500 5,000 Feet

OFF SITE ODOR
RECEPTORS PLAN

HONEYWELL INTERNATIONAL INC.
WASTEBEDS 9-15
SHRUB WILLOW SUSTAINABLE REMEDY
CAMILLUS AND GEDDES, NY

FIGURE 10
MARCH 2021

RAMBOLL US CORPORATION
A RAMBOLL COMPANY

RAMBOLL

PROJECT: 169000XXXX | DATED: 2/26/2021 | DESIGNER: MCCOMBSI

I:\Honeywell.116361717.Sb9-15-Closure\Docs\DWG\MXD\Willow Report\Monitoring Well Location Plan_Ramboll_SIM.mxd

LEGEND

- MONITORING WELLS / PIEZOMETERS
- WEIR BOX
- MANHOLES
- DEMONSTRATION AREA

0 500 1,000 Feet

MONITORING WELL LOCATION PLAN

HONEYWELL INTERNATIONAL INC.
WASTEBEDS 9-15
SHRUB WILLOW SUSTAINABLE REMEDY
CAMILLUS AND GEDDES, NY

FIGURE 11

MARCH 2021

RAMBOLL US CORPORATION
A RAMBOLL COMPANY

RAMBOLL

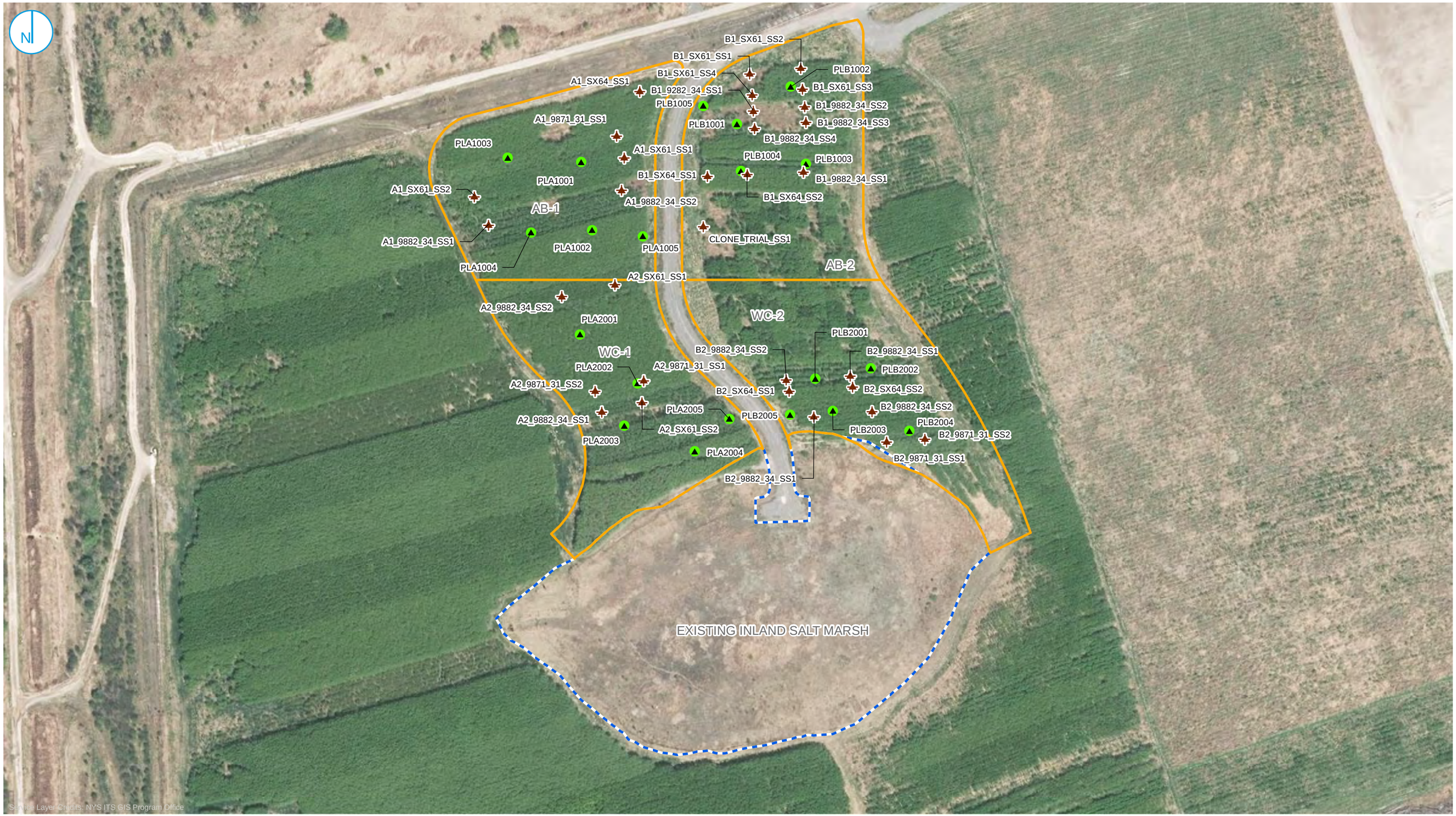

PROJECT: 169000XXXX | DATED: 2/26/2021 | DESIGNER: MCCOMBSI

I:\Honeywell.116361717.Sb9-15-Closure\Docs\DWG\MXD\Willow Report\Soil Sample_Lysimeter Location Plan_Ramboll_SIM.mxd

LEGEND

- SOIL SAMPLE
- LYSIMETER
- DEMONSTRATION AREA
- EXISTING SALT MARSH

0 400 800 Feet

SOIL SAMPLE AND LYSIMETER LOCATION PLAN

HONEYWELL INTERNATIONAL INC.
WASTEBEDS 9-15
SHRUB WILLOW SUSTAINABLE REMEDY
CAMILLUS AND GEDDES, NY

FIGURE 12
MARCH 2021

RAMBOLL US CORPORATION
A RAMBOLL COMPANY

APPENDICES

APPENDIX A
WILLOW MONITORING DATA

CONTENTS

1.	**Yeild Trial Data**	**3**
1.1	Plot 14-1 first year survival, height, biomass (20 cultivars)	3
1.2	Plot 14-1 survival, yield in first harvest in 2012, second harvest in 2015 (20 cultivars)	5
1.3	Plot 14-2 first year survival, yield	6
1.4	Plot 14-4 Yield Trial survival, height and LAI in 2014 and 2015 seasons	7
2.	**Woodchip Chemical Analysis**	**10**
3.	**Foliar Nutrients**	**11**
3.1	Methods	11
3.1.1	Sampling Methods	11
3.1.2	Reference Sites	11
3.2	Results	11
3.2.1	Nitrogen	12
3.2.2	Phosphorus	12
3.2.3	Potassium	12
3.2.4	Magnesium	12
3.2.5	Calcium	13
3.2.6	Sulfur	13
3.2.7	Manganese	13
3.2.8	Iron	13
3.2.9	Copper	13
3.2.10	Boron	13
3.2.11	Aluminum	14
3.2.12	Zinc	14

LIST OF TABLES (AT END OF REPORT)

A-1 Foliar Nutrient Assessment of Willow Variety SX64
A-2 Foliar Nutrient Assessment of Willow Variety 9882-34
A-3 Harvested Willow Data

LIST OF FIGURES

1-1 First year survival rates of 20 shrub willow cultivars grown on Plot 14-1 under two amendment treatments
1-2 First year plant height of 20 shrub willow cultivars grown on Plot 14-1 under two amendment treatments
1-3 First year above-ground biomass estimate of 20 shrub willow cultivars grown on Plot 14-1 under two amendment treatments.
1-4 First and Second Rotation Yield by Willow Varieties in the 14-1 Yield Trial Area
1-5 First and Second Rotation Percent Survival by Willow Varieties in the 14-1 Yield Trial Area

1-6 First Year Percent Survival and Yield by Willow Varieties in the 2011 14-2 Yield Trail Area
1-7 Second, Third Year Percent Survival by Willow Varieties in the 2013 14-4 Yield Trial Area
1-8 Second, Third Year Height by Willow Varieties in the 2013 14-4 Yield Trial Area
1-9 Second, Third Year LAI by Willow Varieties in the 2013 14-4 Yield Trial Area

1. YIELD TRIAL DATA

1.1 Plot 14-1 first year survival, height, biomass (20 cultivars)

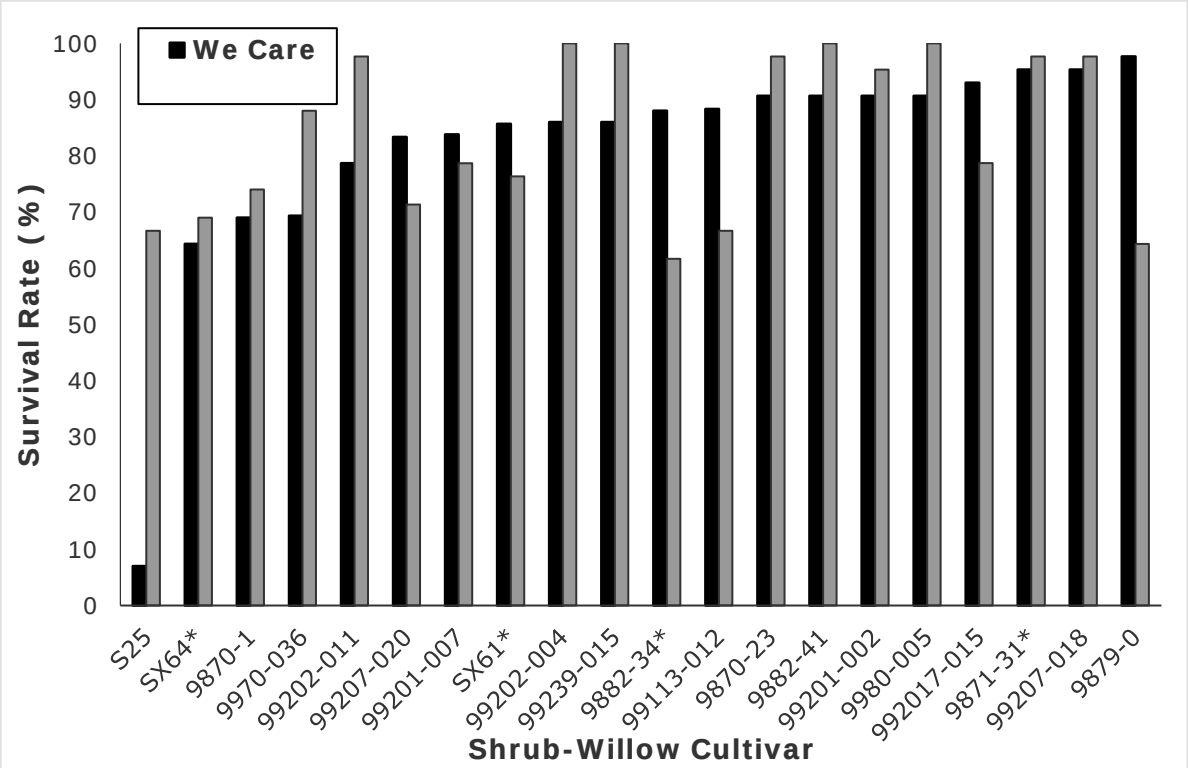

Figure 1-1: First year survival rates of 20 shrub willow cultivars grown on Plot 14-1 under two amendment treatments.

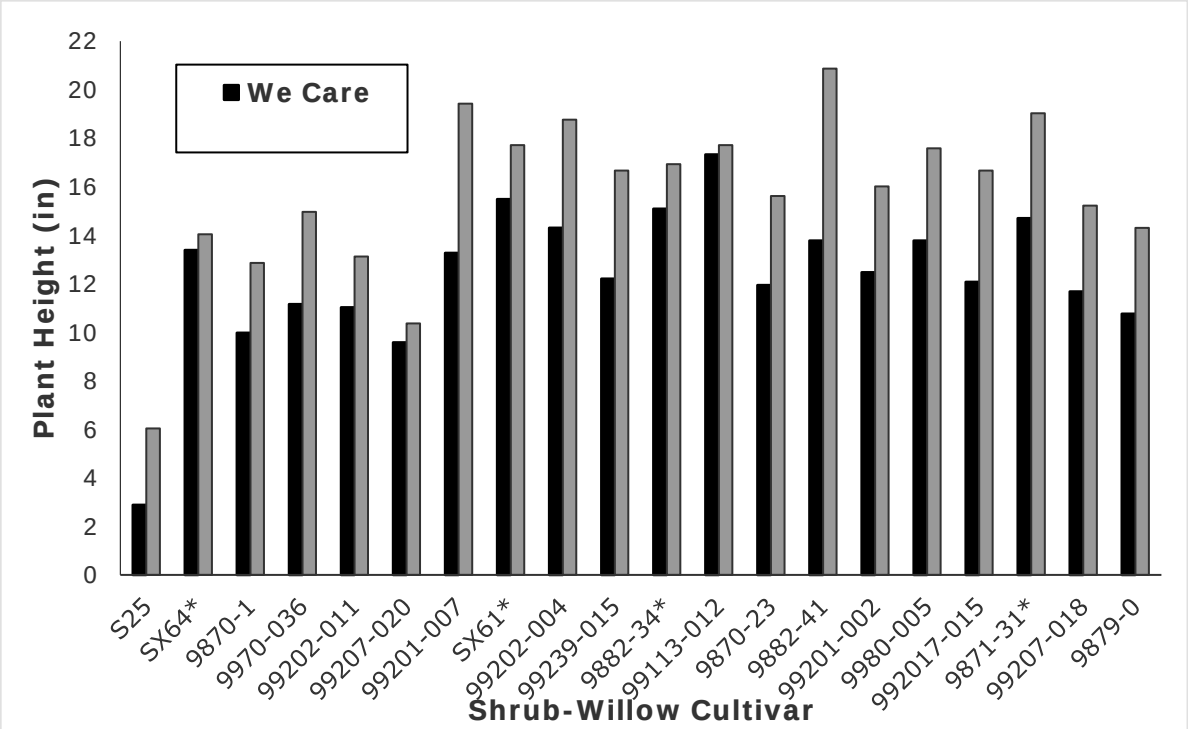

Figure 1-2: First year plant height of 20 shrub willow cultivars grown on Plot 14-1 under two amendment treatments.

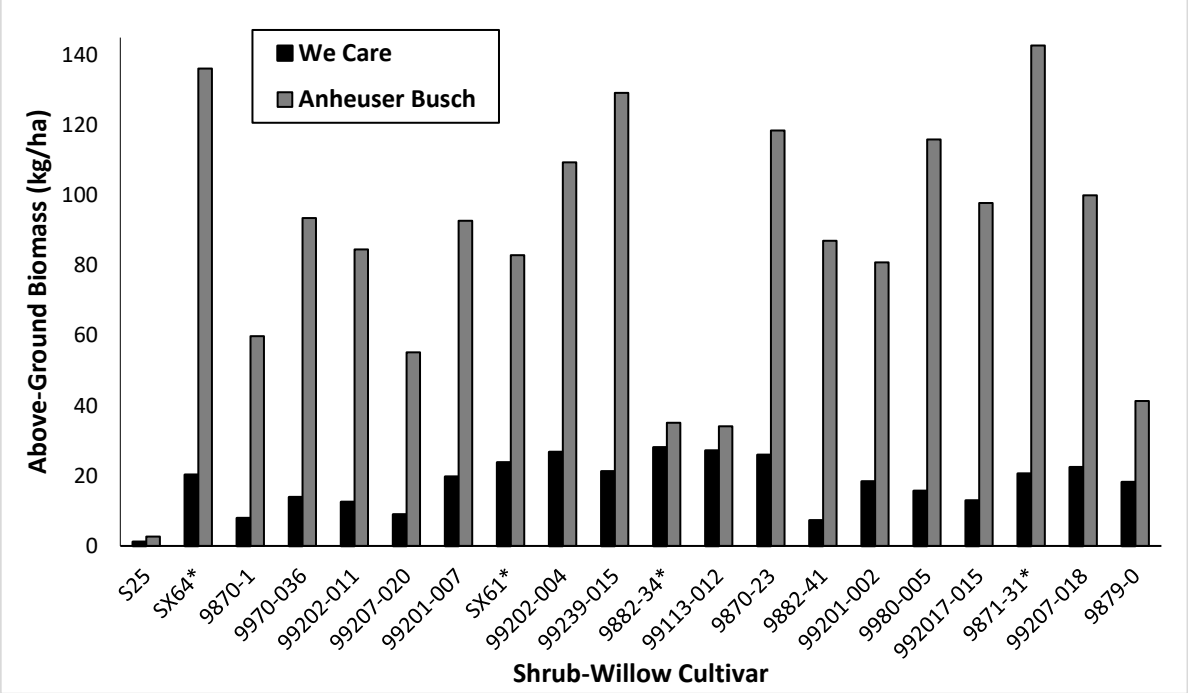

Figure 1-3: First year above-ground biomass estimate of 20 shrub willow cultivars grown on Plot 14-1 under two amendment treatments.

1.2 Plot 14-1 survival, yield in first harvest in 2012, second harvest in 2015 (20 cultivars)

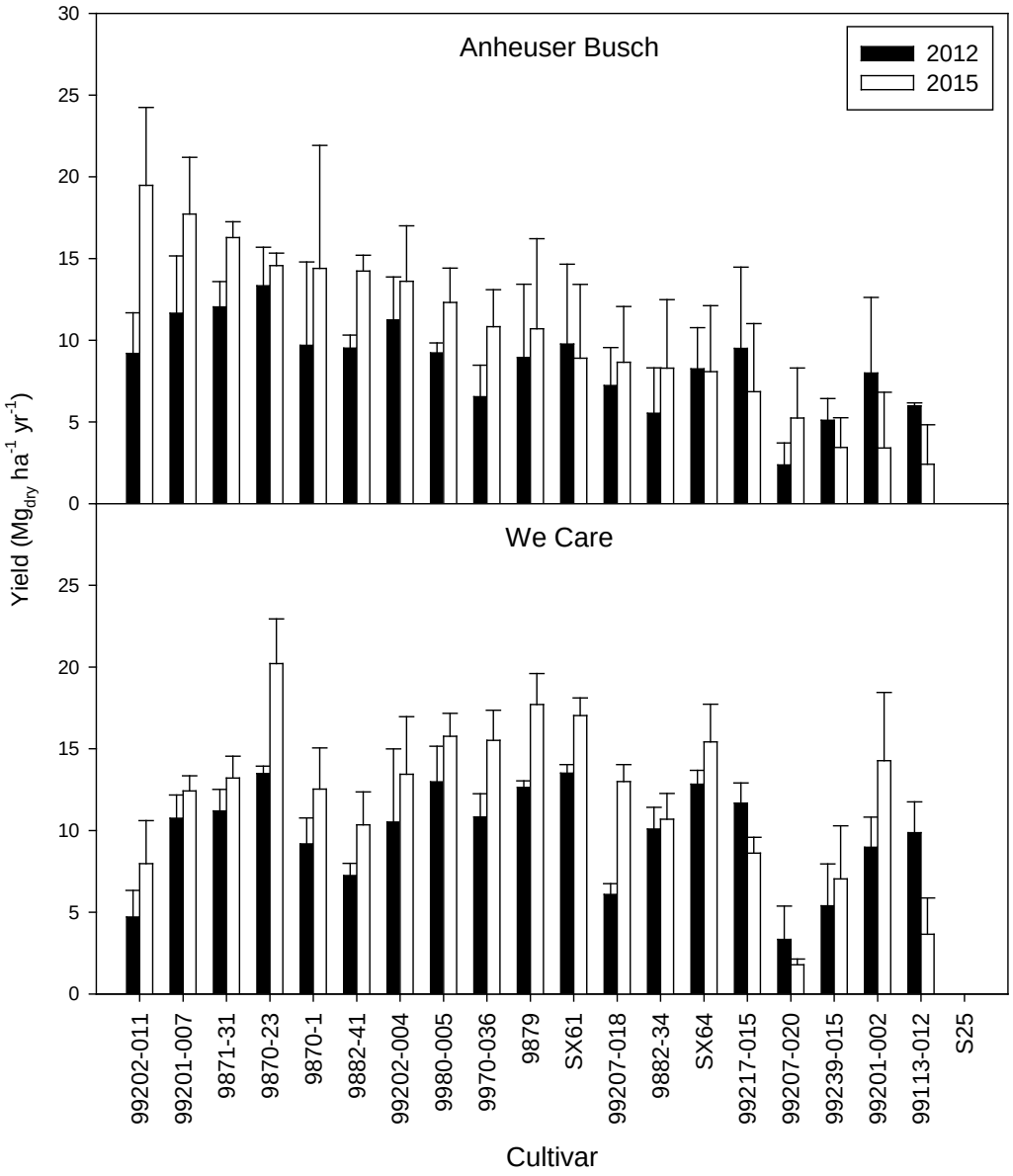

Figure 1-4: First and Second-Rotation Yield by Willow Varieties in the 14-1 Yield Trial Area

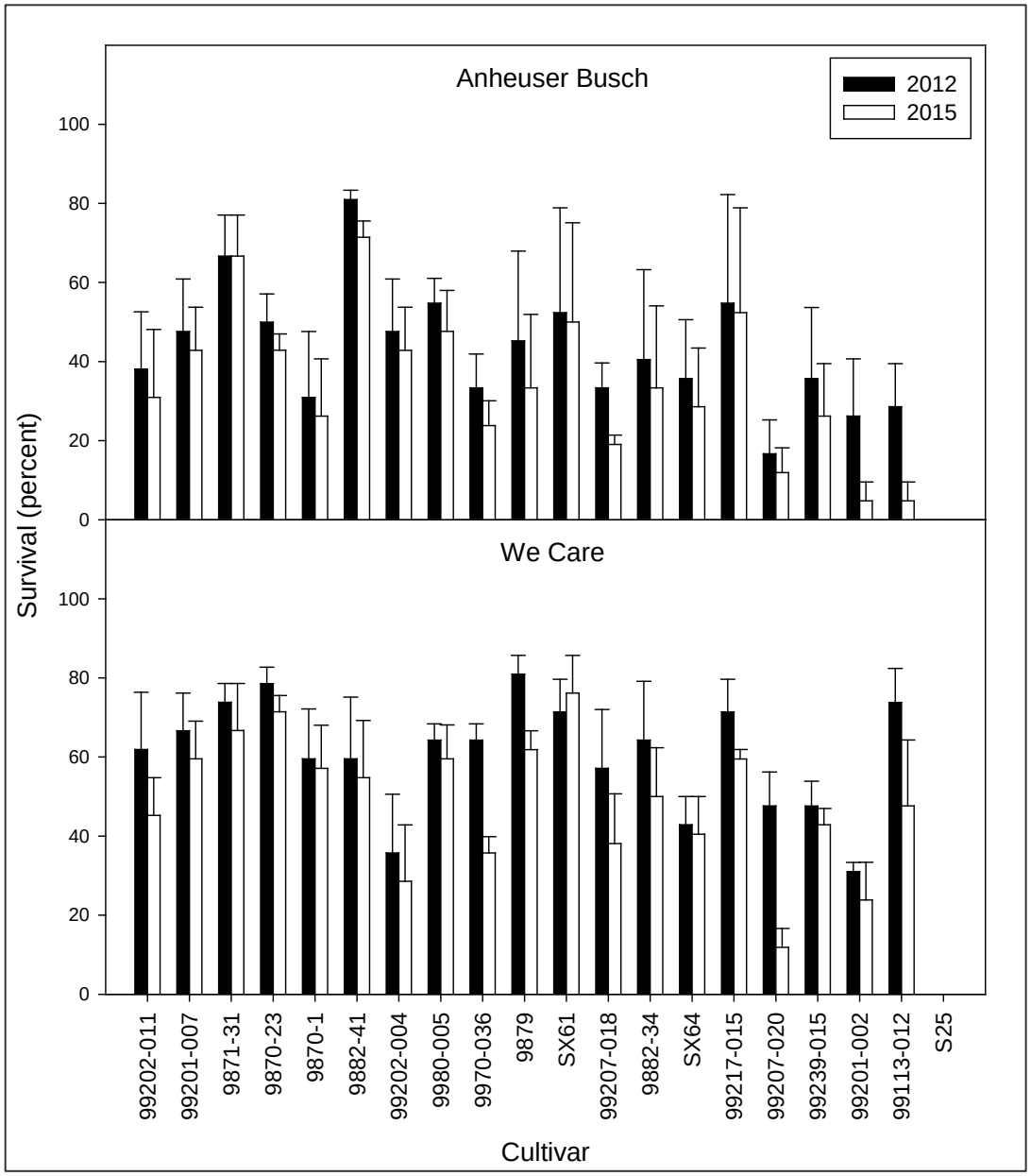

Figure 1-5: First- and Second-Rotation Percent Survival by Willow Varieties in the 14-1 Yield Trial Area

1.3 Plot 14-2 first year survival, yield

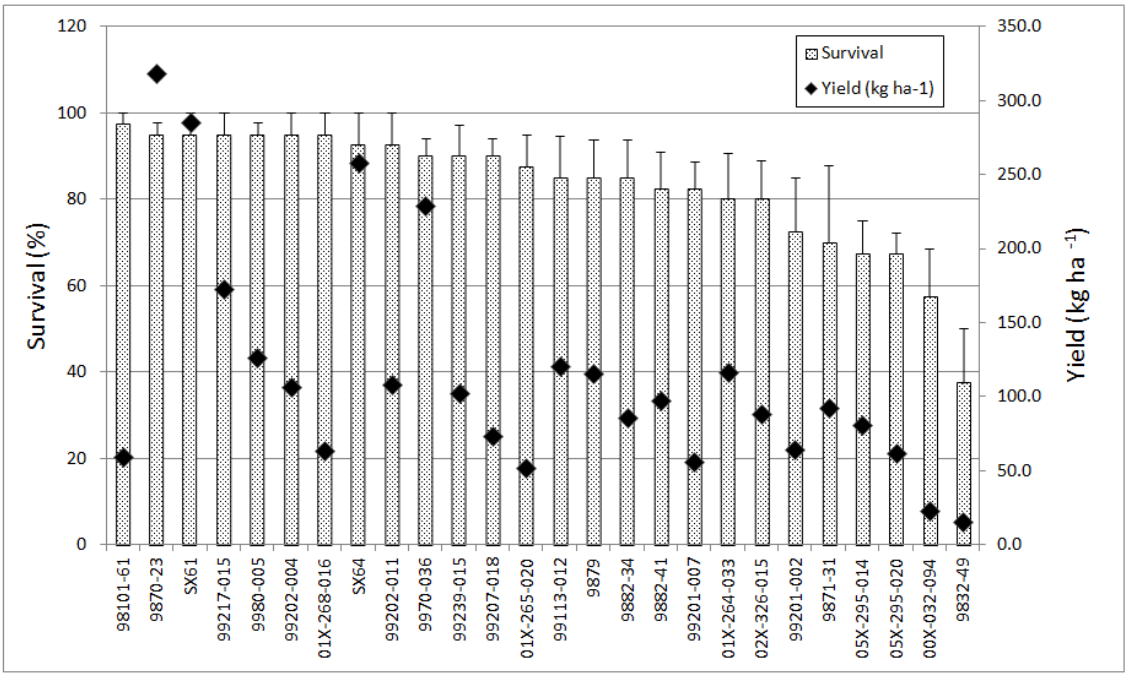

Figure 1-6: First Year Percent Survival and Yield by Willow Varieties in the 2011 14-2 Yield Trial Area

1.4 Plot 14-4 Yield Trial survival, height and LAI in 2014 and 2015 seasons

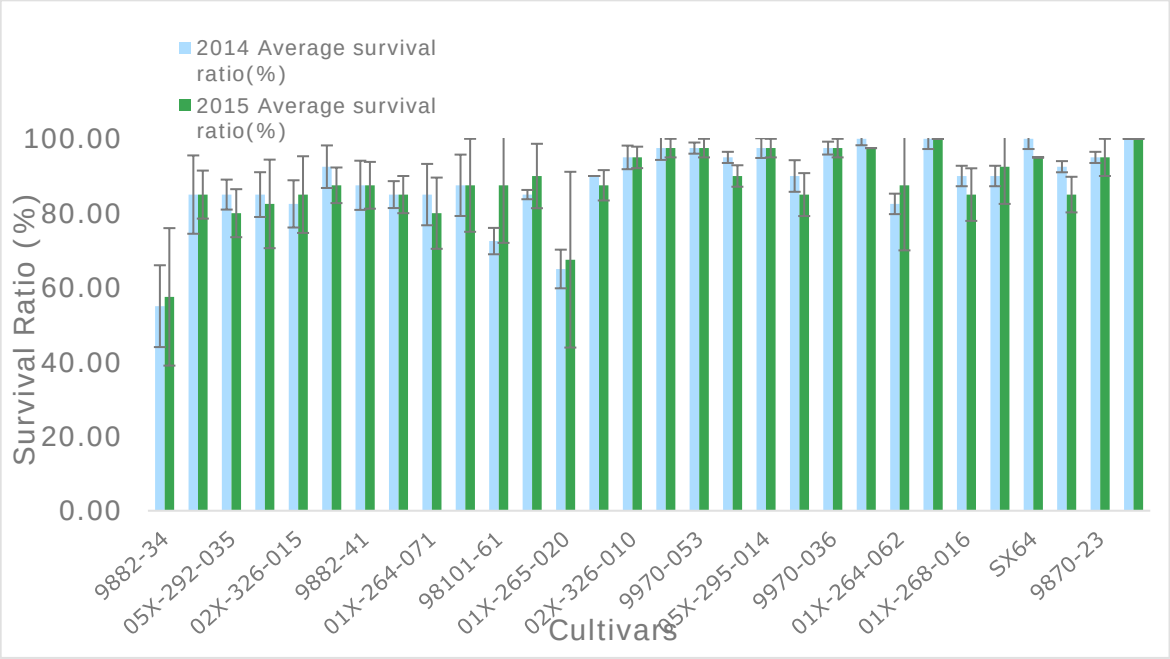

Figure 1-7: Second, Third Year Percent Survival by Willow Varieties in the 2013 14-4 Yield Trial Area

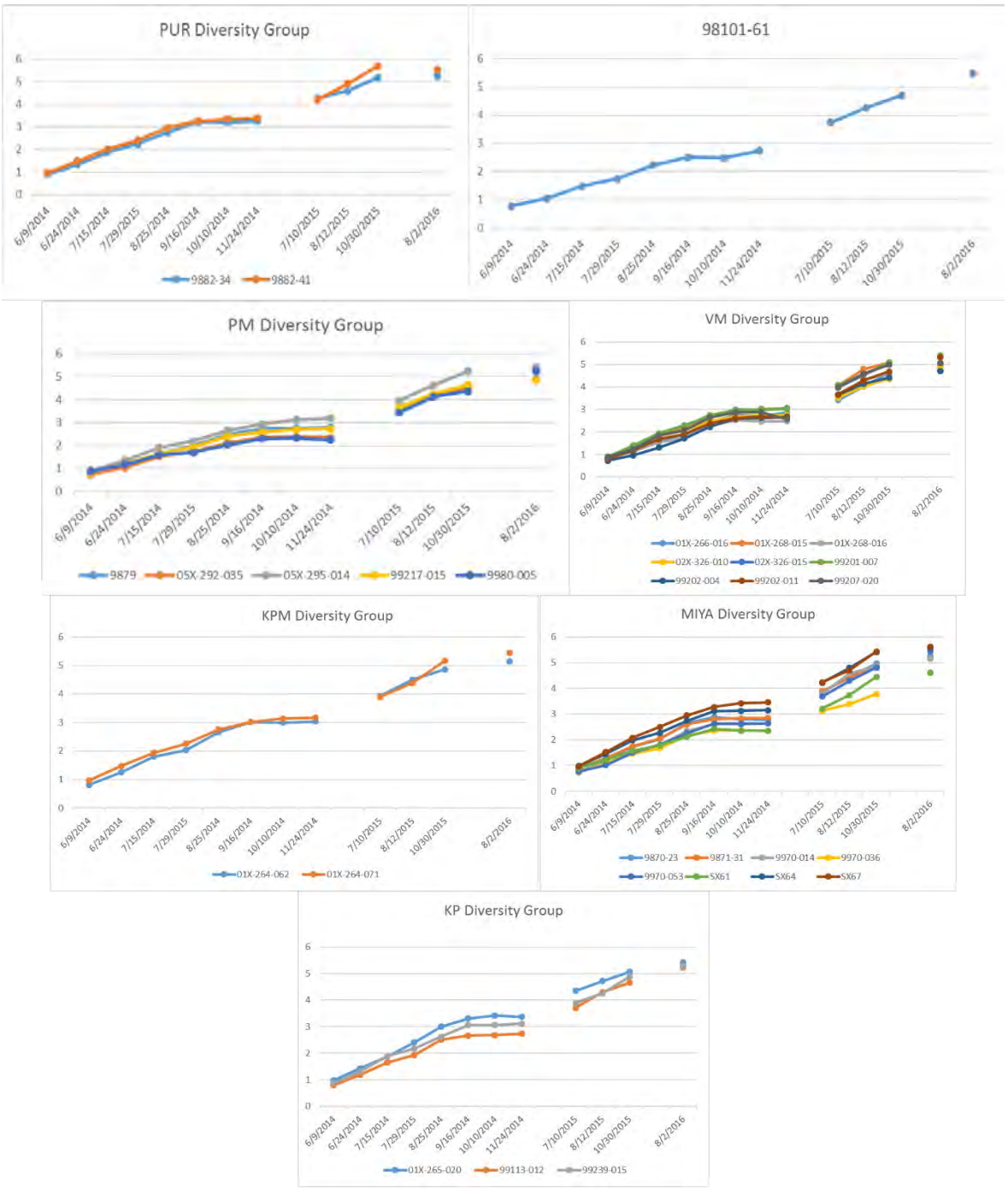

Figure 1-8: Second, Third Year Height by Willow Varieties in the 2013 14-4 Yield Trial Area

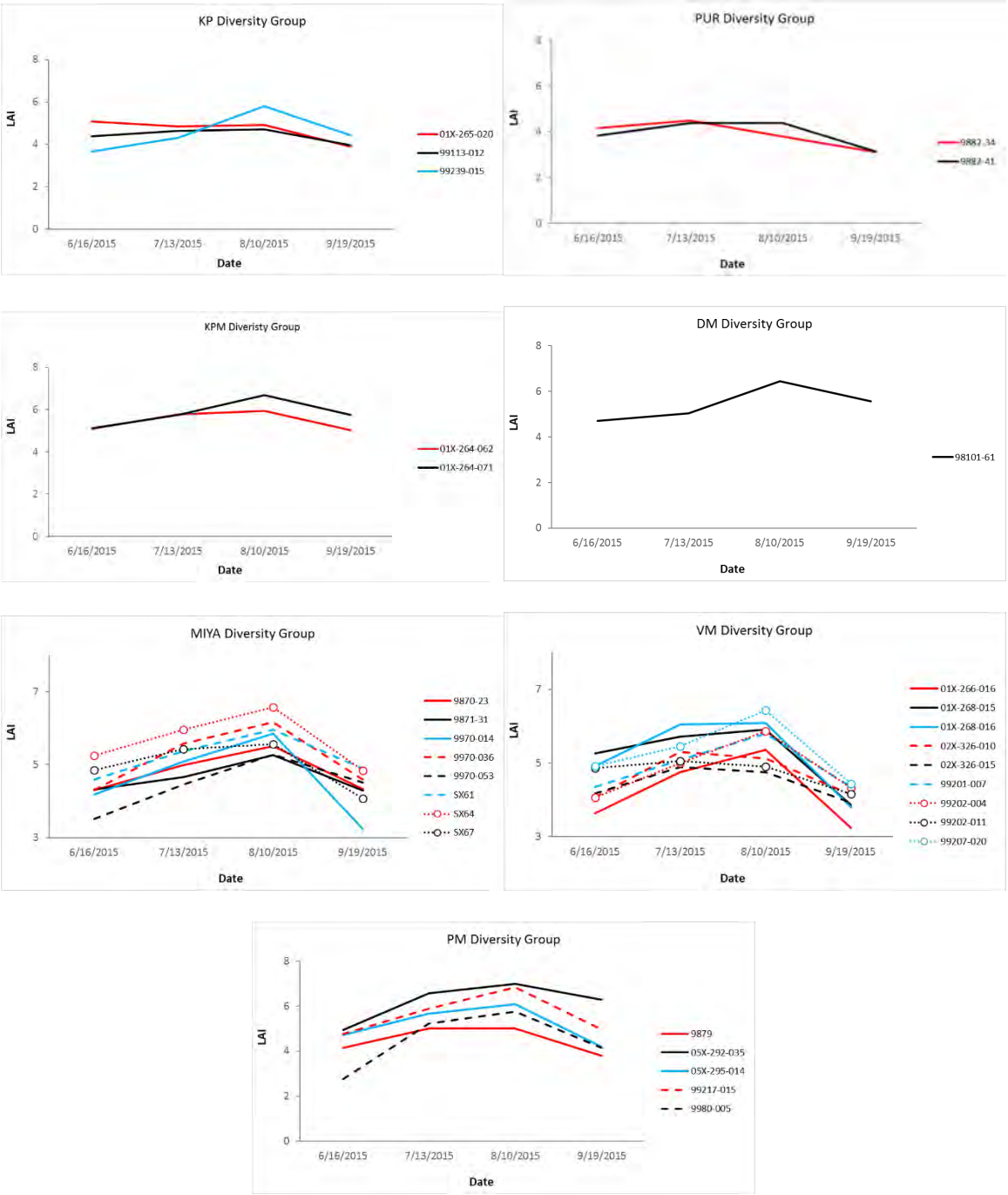

Figure 1-9: Second, Third Year LAI by Willow Varieties in the 2013 14-4 Yield Trial Area

2. WOODCHIP CHEMICAL ANALYSIS

Laboratory analytical data for samples of harvested woodchips are summarized in Table A-3, including the following:

- 2012 woodchip analyses for three prevalent willow cultivars (Fish Creek, SX61, and SX64) from Plot 14-1 and a reference location in Tully, NY with the same willow cultivars
- 2015 analyses of hand harvested, chipped, and composited willows from Plot 14-1 and the reference location in Tully, NY. Metals were analyzed by both ESF and ALS laboratories; ESF results are presented because the EPA 6020 method used by ESF has lower reporting limits than the EPA 6010C method used by ALS.

3. FOLIAR NUTRIENTS

Foliar nutrient concentrations provide information about the nutrient status of plants and can be used as a guide to assess if additional amendments are needed to maintain vigorous willow growth on WB 14.

3.1 Methods

3.1.1 Sampling Methods

In mid-August 2009 and late-August 2011, foliage samples were collected and analyzed for foliar nutrient concentrations on Plot 14-1. Leaf samples were collected from two different varieties (SX64 and 9882-34) in each of the four amendment areas within Plot 14-1. These two willow varieties were selected for monitoring of foliar nutrients because Tharakan et al. (2005) showed that these two willow varieties inherently have different levels of foliar nutrient concentrations when planted on the same site; the SX64 cultivar typically has lower foliar nutrient concentrations than 9882-34. Sampling these two varieties intended to capture of the range of foliar nutrient concentrations on 14-1.

One hundred fully expanded leaves from the top third of the crown were collected and sampled from the two willow varieties in each amendment area. Leaf samples were dried at 65°C to a constant weight, ground in a Wiley mill to pass through a 2-mm screen, and stored in glass bottles for analysis. Analysis of foliar nutrients followed Kalra (1997) methods. Foliage samples were analyzed for nitrogen (N), phosphorous (P), potassium (K), magnesium (Mg), calcium (Ca), sulfur (S), manganese (Mn), iron (Fe), copper (Cu), boron (B), aluminum (Al), and zinc (Zn).

In August of 2015, foliage samples were collected and analyzed for foliar nutrient concentrations on Plots 14-1, 14-2, and 14-3. Samples were collected for SX64 and 9882-34 varieties on all plots except 9882-34, which was not planted on Plot 14-2. Analysis of these foliar nutrient samples also followed Kalra (1997) methods.

3.1.2 Reference Sites

One challenge of a novel bioenergy cropping system like shrub willow is determining the expected nutrient levels. The two willow varieties used to assess foliar nutrient levels on WB 14 were also researched by SUNY-ESF on agricultural soils at six different sites in New York and Vermont. Foliage at these trials was collected in August of 2009 from over 100 plots for each willow cultivar. None of these plots identified any signs of nutrient stress and can be used as a benchmark for foliar nutrient data collected from WB 14.

3.2 Results

Data on N, P, K, Mg, Ca, S, Mn, Fe, Cu, B, Al, and Zn for willow varieties SX64 and 9882-34 are presented in **Tables A-1 and A-2**, respectively.

In general, the willow varieties growing on WB 14 appear to have reasonably healthy levels of most nutrients. For SX64, all of the foliar nutrients were within the range of willow from reference sites, except B which was very high. Cu, Fe, Mn, Al, and Zn were above reference averages, but still within the range found on reference sites. These patterns were similar with cultivar 9882-34 where B, Cu, and Al had one or more averages in each sampling year that were

above the maximum reference value, with boron always exceeding the reference maximum. In addition, Mn, Fe, and Zn averages from WB 14 were above reference site averages. The main element of concern is B that is very high across both willow varieties and all sample dates. Additional detail on each of the nutrients analyzed is discussed in the following sections.

3.2.1 Nitrogen

The foliar assessment indicates that the willows on Plots 14-1 and 14-2 are not experiencing N stress, but willows on Plot 14-3 are below normal N levels. Values ranged from 20.4 to 35.1 g/kg across all varieties and plots. Foliar N concentrations for both willow varieties were above reference site averages on Plots 14-1 and 14-2. On Plot 14-1, foliar N levels remained fairly constant over the first eight growing seasons. Foliar N concentrations were higher on Plot 14-1 than Plots 14-2 and 14-3, even in more mature willow stands, most likely due to the higher amendment rate. Willow variety 9882-34 was above 30 g/kg on Plot 14-1, which is considered optimal for willow growing on mineral soils (Kopinga & Van den Burg 1995). As expected, the foliar N levels were higher in 9882-34 compared to SX64 on all plots. Foliar N concentrations on Plot 14-3 were below averages on reference sites and below the normal value of 23 g/kg (Kopinga & Van den Burg 1995).

3.2.2 Phosphorus

The foliar assessment indicates that the willows on WB 14 are not experiencing stress due to low P levels. Values ranged from 1.9 to 4.2 g/kg across all varieties and plots. While foliar P concentrations were generally below reference site averages, foliar P concentrations were above the optimum value of 2.1 g/kg except for variety SX64 on Plot 14-2 (Koping & Van den Burg 1995). There was a steady decline in P concentrations on Plot 14-1 over the first eight growing seasons in both willow varieties. Plot 14-3 had the highest average P concentrations of all plots and had higher concentrations during the fourth growing season compared to Plot 14-1 at the same age.

3.2.3 Potassium

This assessment indicates willow may be experiencing stress related to depleted K levels. Values ranged from 7.8 to 17 g/kg across all varieties and plots. Both willow varieties across all plots were generally below reference site averages. Foliar K levels were higher in willow variety SX64 than 9882-34. Willow variety 9882-34 was below the normal range of 10.5 g/kg except for the second growing season on Plot 14-1 (Kopinga & Van den Burg 1995). Willow variety SX64 was above the normal range on Plots 14-1 and 14-3, but below on Plot 14-2. Plot 14-1 had the highest K foliar concentrations. There is a general decrease in K levels over time in Plot 14-1, with the exception of a slight increase in SX64 in year 4.

3.2.4 Magnesium

Foliar Mg levels were all well above optimum levels (3.0 g/kg) for both of the willow varieties growing on Plots 14-1 through 14-3 (Kopinga & Van den Burg 1995). Mg concentrations ranged from 4.2 – 7.7 g/kg across all varieties and plots. Average concentrations on WB 14 were all above reference site averages for the same willow cultivar and within the same range as reference site values. This assessment indicates that the willows do not appear to be experiencing stress related to Mg levels on any of the plots on WB 14. Elevated Mg levels, however, may affect the balance of other cations in the plants.

3.2.5 Calcium

Foliar Ca concentrations on WB 14 were all within the same range as concentrations found on reference sites. Values ranged from 15 – 23.8 g/kg across all varieties and plots. Plot 14-3 averages were below the reference site average for both SX64 and 9882-34, but still within the range of values. Plot 14-1 had low Ca concentrations in 2009 during early establishment, but levels increased in the 2011 and 2015 samplings to above reference site averages. This assessment indicates that the willows are not experiencing any stress related to Ca levels.

3.2.6 Sulfur

Foliar S concentrations on WB 14 were all within the same range as concentrations found on reference sites. Values ranged from 2.7 – 5.6 g/kg across all varieties and plots. With the exception of willow variety 9882-34 on Plot 14-3, all samples from WB 14 were above the reference average. In both varieties, Plots 14-2 and 14-3 had lower S levels than Plot 14-1. This assessment indicates that the willows are not experiencing any stress related to S levels.

3.2.7 Manganese

Foliar Mn concentrations on WB 14 were all within the same range as concentrations found on reference sites. Values ranged from 18.3 – 57.4 mg/kg across all varieties and plots. Plot 14-3 had lower Mn concentrations than Plots 14-1 and 14-2 for both willow varieties. This assessment indicates that the willows may be experiencing stress related to Mn levels.

3.2.8 Iron

Foliar Fe concentrations on WB 14 were all within the same range as concentrations found on reference sites. Values ranged from 43.0 to 78.4 mg/kg across all varieties and plots. Except for Plot 14-1 in 2009, all samples from WB 14 were below reference site averages. Plot 14-3 had slightly lower Fe concentrations than Plots 14-1 and 14-2 for both willow varieties. There was a general decrease in Fe levels over the eight growing seasons on Plot 14-1. This assessment indicates that the willows may be experiencing stress related to Fe levels when the plants are grown for many years.

3.2.9 Copper

Foliar Cu concentrations on WB 14 were all within the same range as concentrations found on reference sites. Values ranged from 5.2 to 10.0 mg/kg across all varieties and plots. Plot 14-1 was above reference site averages for both willow varieties, while Plots 14-2 and 14-3 were below reference site averages. There was a general decrease in Cu levels over the eight growing seasons on Plot 14-1. This assessment indicates that the willows may be experiencing stress related to Cu levels.

3.2.10 Boron

The foliar B values for the willow varieties growing on WB 14 were all above the highest value found on reference sites. Values ranged from 133.8 to 228.3 mg/kg across all varieties and plots compared to averages on reference sites of 48.9 and 25.6 mg/kg for SX64 and 9882-34 varieties. There was a general decrease in B levels in Plot 14-1 over the first 8 growing seasons. Plots 14-2 and 14-3 had lower B levels compared to Plot 14-1, but still above reference values. This assessment indicates that the willows may be experiencing stress due to elevated B levels.

3.2.11 Aluminum

The foliar Al values for the willow varieties growing on WB 14 were all within the range of concentrations found on reference sites. Values ranged from 6.9 to 12.9 mg/kg across all varieties and plots. Plot 14-1 Al concentrations were lowest during the second growing season and below reference values. Al concentrations increased on Plot 14-1 in the 2011 and 2015 sampling years. Except for Plot 14-1 during the fourth growing season, Al concentrations on SB-14 were slightly below reference averages. This assessment indicates the willow may be experiencing stress due to Al levels.

3.2.12 Zinc

The foliar Zn values for the willow varieties growing on WB 14 were below the range found on reference sites. Values ranged from 18.1 to 248 mg/kg across all varieties and plots. There was a significant decrease in Zn levels in Plot 14-1 from 2009 to 2015 from 248.1 to 25.4 mg/kg and from 205.1 to 20.9 mg/kg in varieties 9882-34 and SX64, respectively. Willow variety 9882-34 Zn concentrations on Plot 14-2 were below the minimum found on reference sites. Plot 14-3 averages were higher in the fourth growing season than Plot 14-1 averages during the fourth growing season, but still below reference site averages. This assessment indicates that the willow may be experiencing stress related to Zn levels.

Table A-1 *Foliar Nutrient Assessment of Willow Variety SX64*

Nutrient	Units	Reference Values			Plot 14-1	Plot 14-1	Plot 14-1	Plot 14-2	Plot 14-3
		Max.	Avg.	Min.	2009 (2 years)	2011 (4 years)	2015 (8 years)	2015 (5 years)	2015 (4 years)
Nitrogen	g/kg	39.8	24.7	16.4	29.3 ± 0.8	31.2 ± 0.8	28.6 ± 0.4	27.3 ± 0.5	21.3 ± 2.2
Phosphorus	g/kg	5.9	3.3	1.8	3.1 ± 0.2	2.7 ± 0.1	2.3 ± 0.1	1.9 ± 0.1	3.1 ± 0.2
Potassium	g/kg	24.3	15.6	8.4	15.5 ± 0.3	17.0 ± 0.9	10.7 ± 0.5	9.4 ± 1.6	11.4 ± 1.8
Calcium	g/kg	35.8	20.6	14.0	17.4 ± 0.5	23.8 ± 1.1	23.5 ± 0.8	20.9 ± 1.7	20.2 ± 1.4
Magnesium	g/kg	8.0	3.1	0.8	4.2 ± 0.3	4.2 ± 0.4	4.8 ± 0.4	5.2 ± 0.7	4.4 ± 0.5
Sulfur	g/kg	6.6	3.3	2.1	4.3 ± 0.1	5.6 ± 0.3	4.1 ± 0.1	3.7 ± 0.2	3.9 ± 0.4
Manganese	mg/kg	497	154	20.2	47.5 ± 6.4	57.4 ± 5.0	31.4 ± 3.1	46.8 ± 7.9	26.4 ± 2.0
Iron	mg/kg	507	50.1	31.9	50.6 ± 1.6	49.1 ± 2.8	46.5 ± 1.0	46.7 ± 2.6	43.0 ± 2.4
Copper	mg/kg	10.6	6.3	4.0	7.4 ± 0.2	8.9 ± 0.5	6.9 ± 0.2	6.0 ± 0.4	5.2 ± 0.7
Boron	mg/kg	77.9	48.9	25.7	192.9 ± 13.5	222.6 ± 12.0	216.7 ± 13.0	133.8 ± 18.1	186.7 ± 36.2
Aluminum	mg/kg	107	11.6	4.6	7.0 ± 0.3	12.9 ± 1.5	10.9 ± 0.4	8.9 ± 0.9	10.8 ± 0.9
Zinc	mg/kg	535	203	31.6	205.1 ± 47.7	60.1 ± 16.1	20.9 ± 1.4	18.1 ± 1.3	131.9 ± 28.5

Notes:
Values presented as mean ± standard error of the mean.
Years refer to the number of growing seasons after planting at the time of foliar sampling.

Table A-2 *Foliar Nutrient Assessment of Willow Variety 9882-34*

Nutrient	Units	Reference Values			Plot 14-1	Plot 14-1	Plot 14-1	Plot 14-3
		Max.	Avg.	Min.	2009 (2 years)	2011 (4 years)	2015 (8 years)	2015 (4 years)
Nitrogen	g/kg	43.4	32.6	19.1	35.1 ± 0.3	34.4 ± 1.0	34.2 ± 0.6	20.4 ± 2.4
Phosphorus	g/kg	6.1	3.5	1.8	3.3 ± 0.2	2.9 ± 0.3	2.5 ± 0.04	4.2 ± 0.5
Potassium	g/kg	17.8	12.9	8.6	11.7 ± 0.3	10.0 ± 0.5	9.4 ± 0.5	7.8 ± 0.3
Calcium	g/kg	34.9	18.2	12.3	15.9 ± 0.5	21.6 ± 0.4	19.1 ± 0.5	15.0 ± 0.4
Magnesium	g/kg	8.0	4.3	1.5	6.2 ± 0.4	7.7 ± 0.6	5.6 ± 0.5	7.2 ± 0.7
Sulfur	g/kg	7.0	3.3	2.5	4.2 ± 0.1	3.8 ± 0.1	3.6 ± 0.1	2.7 ± 0.2
Manganese	mg/kg	655	107	18.0	39.3 ± 4.0	40.9 ± 2.2	26.2 ± 3.1	18.3 ± 1.6
Iron	mg/kg	272	69.6	33.8	78.4 ± 3.8	62.4 ± 1.9	62.5 ± 1.9	49.0 ± 2.8
Copper	mg/kg	12.1	8.2	4.4	10.0 ± 0.3	9.6 ± 0.3	9.1 ± 0.3	5.6 ± 0.6
Boron	mg/kg	89.1	25.6	11.4	228.3 ± 17.6	211.4 ± 15.6	201.6 ± 15.0	139.2 ± 15.4
Aluminum	mg/kg	29.2	10.2	4.2	6.9 ± 0.5	12.5 ± 1.0	10.7 ± 0.5	10.7 ± 1.9
Zinc	mg/kg	585	275	30.2	248.1 ± 57.7	92.0 ± 39.6	25.4 ± 3.2	211.3 ± 16.8

Notes:
Values presented as means ± standard error of the mean.
Years refer to the number of growing seasons after planting at the time of foliar sampling.

Table A-3 Harvested Willow Data

Parameter	Method	Standard		Date	Jan-17	Dec-12	Dec-12	Dec-12	Dec-12	Dec-12	Dec-12	Dec-12	Dec-12	Dec-12	Dec-12	Dec-12	Dec-12	Dec-12	Dec-12	Dec-12	Dec-12	Dec-12	Dec-12	Feb-15	Feb-15	Feb-15	Feb-15	Feb-15	Feb-15	Feb-15	Feb-15
				Location	SB 13 Plot #01	SB14 A1	SB14 A2	SB14 B1	SB14 B2	Belleville	Tully	SB14 A1	SB14 A2	SB14 B1	SB14 B2	Belleville	Tully	SB14 A1	SB14 A2	SB14 B1	SB14 B2	Belleville	Tully	SB14-01	SB14-02	SB14-03	SB14-04	Tully-01	Tully-02	Tully-03	Tully-04
				Cultivar	SB 13 Biomass	Fish Creek Cultivar	Fish Creek Cultivar	Fish Creek Cultivar	Fish Creek Cultivar	Fish Creek Cultivar	Fish Creek Cultivar	SX61 Cultivar	SX61 Cultivar	SX61 Cultivar	SX61 Cultivar	SX61 Cultivar	SX61 Cultivar	SX64 Cultivar	SX64 Cultivar	SX64 Cultivar	SX64 Cultivar	SX64 Cultivar	SX64 Cultivar								
				Units																											
Semivolatile Organic Compounds																															
PHENOL	8270D	NS	NS	ug/kg-dry	2400	NA	NA	NA	NA	NA	NA	NA	NA	NA	NA	NA	NA	NA	NA	NA	NA	NA	NA	21000	14000	17000	16000	8700	9200	9900	13000
Inorganics																															
ALUMINUM	EPA 6010	NS	NS	mg/kg	NA	NA	NA	NA	NA	NA	NA	NA	NA	NA	NA	NA	NA	NA	NA	NA	NA	NA	NA	9.7U	9.9U	10.0U	9.7U	9.5U	9.6U	10.0U	9.9U
ANTIMONY	EPA 6010	NS	NS	mg/kg																				5.8U	5.9U	6.0U	5.8U	5.7U	5.8U	6.0U	5.9U
ARSENIC	EPA 6020	≤1.0	≤1.0	mg/kg	NA	0.047	0.035	0.031	0.042	0	0.02	0.026	0.052	0.045	0.033	0.012	0.02	0.037	0.043	0.037	0.055	0.011	0.017	0.0306	0.0242	0.0186	0.0216	0.0106	0.0102	0.0064	0.0092
BARIUM	EPA 6010	NS	NS	mg/kg																				1.9U	2.0U	2.0U	1.9U	14.5	14	12.7	12.7
BERYLLIUM	EPA 6010	NS	NS	mg/kg																				0.291U	0.297U	0.300U	0.291U	0.286U	0.288U	0.300U	0.297U
CADMIUM	EPA 6020	≤2.0	≤0.5	mg/kg	NA	NA	NA	NA	NA	NA	NA	NA	NA	NA	NA	NA	NA	NA	NA	NA	NA	NA	NA	0.2402	0.2408	0.2124	0.244	2.3246	2.3962	2.1344	2.387
CALCIUM	EPA 6010	NS	NS	mg/kg	NA	5271	7051	4336	4856	2329	1490	8673	7007	7599	7155	4505	3635	8080	4287	6980	9182	4394	2378	4000	3650	3890	3250	4320	4140	3990	4080
CARBON	ASTM D5373	NS	NS	w-% dry	NA	5271	7051	4336	4856	2329	1490	8673	7007	7599	7155	4505	3635	8080	4287	6980	9182	4394	2378	48.242	48.354	48.311	48.265	48.187	48.141	48.193	47.932
Chlorine	EPA 6010	≤0.05	≤0.02	w-% dry	NA	NA	NA	NA	NA	NA	NA	NA	NA	NA	NA	NA	NA	NA	NA	NA	NA	NA	NA	NA	NA	NA	NA	NA	NA	NA	NA
CHROMIUM	EPA 6020	≤10.0	≤10.0	mg/kg	NA	0.26	0.33	0.38	0.46	0	0.1	0.34	0.44	0.32	0.37	0.11	0.14	0.73	0.31	0.33	0.39	0.14	0.17	0.1504	0.1066	0.1004	0.1254	0.1142	0.1038	0.0852	0.0784
COBALT	EPA 6010	NS	NS	mg/kg																				4.9U	5.0U	5.0U	4.9U	4.8U	4.8U	5.0U	5.0U
COPPER	EPA 6020	≤10.0	≤10.0	mg/kg	NA	8.5	12.3	13.5	12.8	2	4.2	10.2	15.6	13.7	17.1	2.3	3.7	11.1	8.1	10.1	20.7	2.5	2.6	6.3928	4.977	5.2038	6.6158	5.3562	5.5828	6.487	5.8258
CYANIDE	EPA 6010	NS	NS	mg/kg																				0.28U*	0.26U*	0.29U*	0.29U*	0.28U*	0.28U*	0.28U*	0.27U*
IRON	EPA 6010	NS	NS	mg/kg																				11.2	24.8	10.0U	9.9	18.3	15.7	16.4	9.9U
LEAD	EPA 6020	≤10.0	≤10.0	mg/kg	NA	0.05	0.05	0.05	0.04	0	0.06	0.6	1.16	0.05	0.06	0.03	0.07	0.1	0.04	0.04	0.07	0.06	0.1	0.486	0.3772	0.4004	0.4998	0.5128	0.6068	0.4596	0.5212
MAGNESIUM	EPA 6010	NS	NS	mg/kg	NA	683.2	446.9	727.4	637.2	146.2	138	522.4	713.6	441.1	1685.7	100.3	129.6	382.1	676.8	556	656.2	109.6	120.4	593	510	551	510	257	256	254	234
MANGANESE	EPA 6010	NS	NS	mg/kg																				8.5	6.8	8.2	7.3	30	29.8	26.4	30
MERCURY	EPA 6010	≤0.1	≤0.1	mg/kg	NA	NA	NA	NA	NA	NA	NA	NA	NA	NA	NA	NA	NA	NA	NA	NA	NA	NA	NA	0.032U	0.031U	0.032U	0.031U	0.031U	0.031U	0.033U	0.032U
NICKEL	EPA 6020	≤10.0	≤10.0	mg/kg	NA	0.97	1.09	1.43	1.61	1	0.96	0.61	0.59	0.81	0.92	0.38	1.15	1.32	0.69	1.23	1.27	0.48	0.78	4.943	0.988	1.6258	1.6284	5.7184	1.8698	3.2042	2.3588
NITROGEN	ASTM D5373	≤1.0	≤0.5	w-% dry	NA	NA	NA	NA	NA	NA	NA	NA	NA	NA	NA	NA	NA	NA	NA	NA	NA	NA	NA	0.497	0.490	0.515	0.536	0.490	0.604	0.468	0.492
PHOSPEROUS	EPA 6010	NS	NS	mg/kg	NA	691.1	495.4	537.9	750.6	493	431.9	629.1	765.9	587.8	1288.8	498.5	456.6	480.7	595.4	435.3	689.1	433.1	377.6	NA	NA	NA	NA	NA	NA	NA	NA
POTASSIUM	EPA 6010	NS	NS	mg/kg	NA	1308	970	1400	2155	685	792	1901	1425	1221	2407	764	834	1346	1496	836	1811	726	643	1770	1600	1730	1540	1450	1460	1430	1370
SELENIUM	EPA 6010	NS	NS	mg/kg																				0.971U	0.990U	1.0U	0.971U	0.952U	0.962U	1.0U	0.990U
SILVER	EPA 6010	NS	NS	mg/kg																				0.971U	0.990U	1.0U	0.971U	0.952U	0.962U	1.0U	0.990U
SODIUM	EPA 6010	NS	NS	mg/kg	NA	143.9	149	161.5	147.4	55	24.5	171.4	130.9	145.1	205.5	47.4	34.8	122.3	163.1	123.1	142.2	80.1	41.6	97.1U	99.0U	100U	97.1U	97.7	101	109	99.0U
THALLIUM	EPA 6010	NS	NS	mg/kg																				0.971U	0.990U	1.0U	0.971U	0.952U	0.962U	1.0U	0.990U
VANADIUM	EPA 6010	NS	NS	mg/kg																				4.9U	5.0U	5.0U	4.9U	4.8U	4.8U	5.0U	5.0U
SULFUR	ASTM D4239	≤1.0	≤0.04	mg/kg	NA	321.7	263.6	296.9	358.7	138	85	322.1	307.5	297.5	482.5	141.8	124.2	274	262.7	261.9	344.7	154.5	89.8	500.028	488.638	432.004	437.286	508.595	570.838	424.212	504.393
ZINC	EPA 6020	≤100	≤100	mg/kg	NA	24.2	69.7	15.7	54.7	28.1	29.5	12.2	84	65.9	21.4	29.9	37.4	21.9	82.4	34.8	91	33.1	32.2	47.213	46.478	36.853	39.679	65.401	68.987	52.391	63.546
Physical																															
ASH	ASTM D3174	≤3.0	≤1.5	w-% dry	NA	1.6	2.2	1.7	1.9	1.1	0.8	2.7	2.3	2.6	2.5	2.1	2	2.8	1.1	2.2	3.1	1.8	1.2	1.801	1.679	1.680	1.720	2.081	2.249	1.800	2.110

Notes:
All samples collected February 12th, 2015.
Samples analyzed by ALS Laboratory or ESF laboratory for organics, VOCs, SVOCs, pesticides, and PCBs. Inorganic constituents and detected organic constituents are shown in the table.

J: Analyte detected below the PQL
NA: Not Analyzed
NS: No Standard
U: Not Detected

ISO 17225-2:2014 determines the fuel quality classes and
specifications of graded wood pellets for non-industrial/industrial use

Short rotation plants (A2,B)
*Mean: Mean of lab results of small, medium, and large stems.

APPENDIX B
HYDROLOGIC STUDY

CONTENTS

1.	**Groundwater Monitoring**	**2**
1.1	Groundwater Characterization	2
1.2	Seasonal Changes in Groundwater Elevations	3
1.3	Impact of Willow cover on Groundwater Elevations	4
1.3.1	SB915-MW-74	4
1.3.2	SB915-MW-78	4
1.3.3	SB915-MW-83	5
1.3.4	Equipment Related Groundwater Fluctuations	5
1.4	Relationship between Salt Marsh and Groundwater	6
1.5	Horizontal Hydraulic Gradients and Groundwater Flow	6
1.6	Piezometer Temperature Monitoring	7
1.7	Hydraulic Conductivity Tests	8
2.	**Surface Water Monitoring Data**	**9**
2.1	Surface Water Characterization	9
2.2	Storm Water Runoff Rates	9
2.2.1	SB14-Weir	11
3.	**References**	**12**

TABLE OF TABLES (IN TEXT)

3-1	Summary of Surface Flow Events

TABLE OF TABLES

B-1	Monitoring Well and Piezometer Construction Summary
B-2	Groundwater and Manhole Surface Water
B-3	Hydraulic Conductivity Testing Summary
B-4	Low Water Elevation Periods Summary
B-5	High Water Elevation Periods Summary
B-6	Groundwater Elevations Summary
B-7	Area Velocity Meter SB14-MH-01
B-8	Area Velocity Meter SB14-MH-02

TABLE OF FIGURES

B-1a	Willow Area Groundwater Elevations and Precipitation
B-1b	Marsh Area Groundwater Elevations and Precipitation
B-1c	Marsh Area and Weir Box Groundwater Elevations and Precipitation
B-2	Groundwater Elevations Maps
B-3	Piezometer 20 Day Temperature and Groundwater Elevation Monitoring
B-4	Groundwater Chemistry Piper Plots

1. GROUNDWATER MONITORING

The targeted study areas on WB 14 were the Plot 14-1 and the inland salt marsh (report **Figure 3**). In accordance with the SWSR work plan (O'Brien & Gere 2007b), seven monitoring wells, MW-74 through MW-78, MW-82 and MW-83 and one nested piezometer PZ-08 (8-10 ft belowground surface [bgs], 6-8 ft bgs, 4-6 ft bgs) were installed in 2008 within and around the shrub willow plots to evaluate the impact of the shrub willow plots on groundwater recharge, elevations, and migration (report **Figure 11**). Nested piezometer PZ-08 was installed in the vicinity of monitoring well MW-77.

Three monitoring wells, MW-79, MW-80, and MW-81, and two nested piezometers, PZ-09 (8-10 ft, 6-8 ft, 4-6 ft) and PZ-10 (8-10 ft bgs, 6-8 ft bgs, 4-6 ft bgs), were installed in 2008 within the inland salt marsh, adjacent to the willow plots, to evaluate how this low-lying area was affected by groundwater recharge, elevations, and migration. Nested piezometers PZ-09 and PZ-10 were installed in the vicinity of monitoring wells MW-80 and MW-81, respectively. Monitoring well and piezometer construction details are included in **Table B-1**.

As discussed in the SWSR work plan (O'Brien & Gere 2007b), water level monitoring for WB 14 included the following:

- Continuous groundwater elevations monitoring, using transducers, in the monitoring wells and piezometers installed in 2008 and SB915-MW-34S for the duration of the study. Groundwater elevations are summarized in **Table B-6** and discussed in Section 1.2 below, and graphed in **Figures B-1a through B-1c**.
- Monthly synoptic groundwater elevation and specific gravity measurements for selected monitoring wells and piezometers, and the weir box. Measurements for specific gravity began in June 2009 and ceased in 2013 after long term confirmation of consistently low specific gravity (<1.003 specific gravity) in the monitoring wells and piezometers. Data are included in **Table B-6**.
- Temperature monitoring was conducted during a 30-day period in nested piezometers to evaluate the responses of the perched groundwater zones to precipitation. Data are presented in **Figure B-3**.
- Continuous monitoring of the water level in the adjacent weir box using a transducer during the same time periods as the groundwater elevation monitoring. Elevations are summarized in **Tables B-4 and B-5** in Section 1.2 below, and graphed in **Figures B-1a through B-1c**.
- Temperature (Dallas Semiconductor iButtons®) monitoring of overland flow, summarized in **Tables B-7 and B-8**.
- Surface water level monitoring of low-lying features in the nearby inland salt marsh, also summarized in **Tables B-7 and B-8**.

1.1 Groundwater Characterization

Three rounds of groundwater sampling were conducted using low flow sampling methods for the purpose of groundwater characterization. Two rounds of samples were collected in 2008, one under bare surface conditions in June and another following planting in August. A third round of samples was collected in 2011, after two years of willow growth on Plot 14-1.

Groundwater samples were collected using low flow sampling methods as outlined in Section 3.7.4 *Shrub Willow Sustainable Remedy Full Scale Demonstration, Settling Basins 9 through 15 Work Pl*an (O'Brien & Gere 2007b). Prior to sampling, groundwater elevations were recorded from the selected monitoring wells. An electronic water level probe was used to measure the depth to water in each well. Prior to commencing daily sampling activities, the groundwater quality monitoring probes and meters measuring pH, conductivity, oxidation reduction potential (ORP), dissolved oxygen (DO), and turbidity were calibrated in accordance with the manufacturers' instructions. During the purging and sampling process the flow rate did not exceed 0.5 liters/min as noted on the groundwater sampling logs.

Measurements of pH, conductivity, temperature, ORP, DO, turbidity, depth to water, and flow rate were recorded at approximate 5-minute time intervals. This allowed at least one full volume of the flow-through cell to be evacuated between each measurement event.

Groundwater samples were collected after equilibration of water quality parameters. Equilibration was defined as follows:

- Temperature ± 3% of measurement
- pH ± 0.1 pH units
- Specific conductance ± 3% of measurement
- ORP ± 10 mV
- DO ± 10% of measurement
- Turbidity ± 10% of measurement

The groundwater samples were analyzed for hardness, alkalinity, total dissolved solids (TDS), and major cations and anions using United States Environmental Protection Agency (USEPA) Methods 310.1/2320B, 2340B, 160.1, and 6010B/E300/2320B, respectively. Results are presented in **Table B-2.**

Piper plots were created for the three sampling events, and are included on **Figure B-4**. The two dominant water types were CaCl and CaOH. Groundwater samples were predominantly of the CaCl type for the August 2008 sampling event and the CaOH type for the April 2011 sampling event. The June 2008 groundwater samples were a mix of the two types.

The water type is the result of precipitation percolating through the calcium carbonate bearing waste, and the ongoing leaching of supernatant trapped within the pore space of the waste. Precipitation contains only trace amounts of dissolved cationic and anionic species. The reduced concentrations of the cations and anions for the high water elevation period sampling event (April 2011) in comparison to the low water elevation period suggest shorter percolation and residence times for the shallow subsurface water during this time of the year.

1.2 Seasonal Changes in Groundwater Elevations

Groundwater fluctuations in the study areas are characterized by intervals of high groundwater elevations and low groundwater elevations separated by transitional periods of rising and falling groundwater levels. Groundwater elevations for low and high groundwater elevation periods for the willow plot and inland salt marsh are summarized in Tables B-4 and B-5.

The maximum groundwater elevations typically occurred in the first half of the year from late January to May. The minimum groundwater elevations typically occurred in the middle to late

portions of the year from late August to late October. Minimum groundwater elevations could not be measured for two (2012 and 2014) of the seven years as groundwater levels during these low groundwater elevation periods had dropped below the base of the monitoring well screens.

1.3 Impact of Willow cover on Groundwater Elevations

Groundwater elevations and precipitation are plotted for each willow plot and inland salt marsh monitoring well and piezometer on **Figures B-1a through B-1c.** Several episodes of WB 14 clearing, willow planting, and willow harvesting have occurred during the groundwater elevation monitoring period. The bare surface conditions in 2008 represented the scenario of the highest groundwater responses to precipitation. As the vegetative cover of the willow plots became established the groundwater responses to precipitation became less frequent and reduced in magnitude.

Changes in the pattern of groundwater response during the low water elevation periods from 2008 through 2014 were observed in one of the willow monitoring wells (SB915-MW-83) and in the two original background wells (SB915-MW-74 and SB915-MW-78). The observed groundwater fluctuations in these wells during the low water elevation periods as related to Site changes are summarized below.

1.3.1 SB915-MW-74

Monitoring well SB915-MW-74 was originally located in the pre-existing wooded area to the west of Plot 14-1. For the 2008 and 2009 high and low water elevation periods, groundwater elevations at MW-74 were similar to those observed in Plot 14-1 monitoring wells except for more muted responses to larger precipitation events. The surface cover (woodland) was extensive in the areas around SB915-MW-74 during these growing seasons. The 2010 high and low water elevation periods were similar with no observed discrepancies between SB915-MW-74 and the other willow plot monitoring wells.

By the end of the 2011 low water elevation period the western woodland had been cleared and planted with the western 25-acre plot (14-2). The surface conditions would have been similar to those observed in willow and salt marsh monitoring wells in 2008 which represented the scenario for highest groundwater response to infiltration of precipitation. In early August 2011 monitoring well SB915-MW-74 had a large rapid spike in groundwater elevations as a result of 3 inches of rain on WB 14 from August 9 through August 10, 2011. The groundwater elevation response to this precipitation event was observed in the inland salt marsh monitoring wells but not in the other willow area monitoring wells.

The observed groundwater elevation responses at monitoring well MW-74 during the 2012, 2013, and 2014 high and low water elevation periods were consistent with those observed in the other willow area monitoring wells rather than the inland salt marsh monitoring wells.

1.3.2 SB915-MW-78

Monitoring well SB915-MW-78 is located in the previously vegetated area to the east of Plot 14-1. This background location exhibited responses comparable to those observed in the willow area monitoring wells from 2008 through 2011. A slightly more prolonged decline to dry conditions was observed at this location compared to the other monitoring wells from 2008 through mid-2012.

By the end of the 2012 low water elevation period this vegetated area had been cleared and planted with the third 25-acre plot (14-3). These surface conditions were consistent with those of the 10-acre willow and inland salt marsh plots in 2008 and 2009 and the area around SB915-MW-74 in 2011. Groundwater elevations at this location began to rise in early October 2013; however, Plot 14-1 monitoring wells continued to exhibit dry conditions, potentially the result of the cleared surface with minimal willow growth for the 2013 low water elevation period.

1.3.3 SB915-MW-83

Monitoring well SB915-MW-83 is located just inside the eastern edge of Plot 14-1. The responses at monitoring well SB915-MW-83 during the 2008 through 2011 and 2014 high and low water elevation periods were consistent with those observed in the other Plot 14-1 monitoring wells. The groundwater elevation responses from the 2012 and 2013 low water elevation periods at SB915-MW-83 were punctuated with groundwater elevation responses that were more consistent with the inland salt marsh wells SB915-MW-79 and SB915-MW-80 rather than the willow monitoring wells. The responses were similar in timing, but were muted in amplitude in comparison to inland salt marsh monitoring well SB915-MW-79. As described previously, clearing of the eastern 25-acre parcel (Plot 14-2) immediately to the west of this monitoring well was initiated during the spring of 2011. This parcel was planted with willows in the summer of 2011. The surface conditions immediately to the east would be consistent with those present in 2008 with the initial clearing and planting of Plot 14-1. By the 2014 low water elevation period the willow cover in the western parcel had become established and the groundwater elevation responses observed at SB915-MW-83 were again consistent with Plot 14-1 monitoring wells.

The groundwater responses observed at SB915-MW-83 in 2012 and 2013 were not observed in willow area monitoring well SB915-MW-34S to the north which is located in a similar proximity to the cleared eastern plot during this period. The lack of responses at MW-34S is potentially due to the bottom of the screen interval being at a higher elevation than the observed groundwater elevation responses observed at SB915-MW-83.

1.3.4 Equipment Related Groundwater Fluctuations

In addition to the presence of a horizontal hydraulic groundwater gradient from the inland salt marsh to the weir box, there are several short period peaks in water levels in the weir box data. These short period peaks were from July 29, 2008 through November 18, 2009. These peaks were initially thought to represent periods of surface flow, but it was eventually found that the transducer was not venting properly and the short period fluctuations were the result of pressure differences in the transducer cable during different periods of time. The venting issue was resolved on November 19, 2009, resulting in a smoother water level curve.

Similar peaks and fluctuations were observed in the data for SB915-PZ-09 starting in mid-2011. The transducer was reset on January 9, 2012 and functioned with minor peaks until July 2013. On July 27, 2013 large peaks well beyond the range of expected groundwater elevations were observed during summer dry conditions and continued through December 2013. The transducer at SB915-PZ-09 was removed for troubleshooting and maintenance on December 27, 2013, and a water level probe was used during the periodic download events.

Similar artificial, small fluctuations were observed in SB915-PZ-09 during the dry periods of 2013 and into the onset of wetter conditions in the fall 2013. It was revealed that the fluctuations were a result of a faulty transducer, which was reset on May 29, 2014. These false fluctuations

continued to be observed after reset for the remainder of 2014; the transducer performance may have been affected by dry periods.

Monitoring well SB915-MW-78 was damaged by an excavator during the clearing of the eastern portions of WB 14 in November 2011. Transducer monitoring continued in the damaged well with a slight offset until February 2013 when the test was stopped due to infilling of the well with Solvay waste.

1.4 Relationship between Salt Marsh and Groundwater

Standing water conditions were observed above the inland salt marsh low ground elevation (449.7 ft amsl) in the following time periods:

- The end of December 2008 through the beginning of January 2009, and February through April 2009;
- March 2010;
- March through May 2011. Near record snowfall of 179.0 inches over the winter followed with a wet spring prolonged the presence of surface water in the inland salt marsh for this time period;
- Late March through April 2014.

Water levels were observed above the salt marsh high ground elevation (450.7 ft amsl) for the monitoring wells and piezometers during two of the high water elevation periods:

- 2011 High water elevation period - March 11 to March 31, 2011 and April 23 to May 11, 2011, and
- 2014 High water elevation period - March 22 to April 9, 2014.

The standing water conditions observed in 2014 were potentially related to the rapid melting of a late season major snowfall of 12.1 inches on March 13, 2014.

Groundwater elevations were briefly above the low salt marsh ground surface elevation in the PZ-09 cluster in early February 2012. Groundwater elevations in the associated monitoring well SB915-MW-80 did not rise above the low salt marsh ground surface.

1.5 Horizontal Hydraulic Gradients and Groundwater Flow

Groundwater elevation maps (**Figures B-2a through B-2n**) were constructed to evaluate the horizontal groundwater gradients in the willow and inland salt marsh areas based on the monthly groundwater monitoring data. The groundwater elevation maps for the low water elevation period were constructed from measurements collected on July 16, 2008, July 23, 2009, July 22, 2010, July 18, 2011, June 22, 2012, July 1, 2013, and May 14, 2014. The low water elevation maps for July 2013 and May 2014 were not contoured due to the very low hydraulic gradient between the wells. Groundwater elevation maps for the high water elevation period were constructed from measurements collected on December 18, 2008, November 19, 2009, December 14, 2010, January 19, 2012, February 22, 2013, December 27, 2013, and December 30, 2014.

Two existing shallow monitoring wells, SB915-MW-35S and SB915-MW-36S, were added to the monitoring well network on November 2009 to better characterize the distribution of groundwater elevations. SB915-MW-35S is located south of the inland salt marsh and SB915-MW-36S is located east of Plot 14-1 (Report **Figure 11**). Monthly water levels measurements on these wells started on November 19, 2009. Groundwater elevation measurements at MW-35S were not recorded for July 2013 and May 2014 because the well could not be located.

1.6 Piezometer Temperature Monitoring

Piezometer temperature monitoring data are presented on **Figure B-3.** A single precipitation event of 1.1 inches from July 24, 2008 to July 25, 2008 was chosen for the SB915-PZ-08 cluster to evaluate the response of perched groundwater to precipitation events. This event was selected as it occurred during the 2008 low water elevation period, dry conditions were observed in the piezometers prior to and after the precipitation event, and groundwater was present before, during and after the precipitation event in the surrounding monitoring wells. This event occurred during bare surface conditions and represents a best scenario for groundwater responses to precipitation.

Temperatures in the piezometers indicated a steadily increasing trend prior to and after the precipitation event consistent with rising ground temperatures during the summer months. Ground temperatures typically increased at a rate of approximately 0.2°F/day in the shallowest piezometer (SB915-PZ-08[6-4 ft bgs]) and at approximately 0.1°F/day in the deepest piezometer (SB915-PZ-08[10-8 ft bgs]) during the 30-day monitoring period. Temperatures typically decreased with depth in the nested piezometers with temperatures of approximately 55°F in SB915-PZ-08 (6-4 ft bgs), 50°F in SB915-PZ-08 (8-6 ft bgs), and 48°F in SB915-PZ-08 (10-8 ft bgs) immediately prior to the precipitation event on July 24, 2008.

Both the groundwater elevations and temperatures in the piezometers started increasing rapidly on July 25, 2008 less than 12 hours after precipitation ceased on July 24, 2008 with one exception. The temperature in the deepest piezometer actually started increasing the day before on July 23, 2008, however a second slight increase in temperature was observed concurrently with the temperature responses in the other piezometers.

The magnitude and duration of the groundwater elevation and temperature responses to the precipitation event varied by depth in each piezometer:

- The shallowest piezometer (SB915-PZ-08 [6-4 ft bgs]) exhibited the highest relative increase in temperature of 7.7°F, but was also the shortest in duration lasting approximately 51 hours (July 25 to July 27, 2008). The deepest piezometer (SB915-PZ-08 [10-8 ft bgs]) exhibited the least amount of temperature change (+3.5°F), but was also the most prolonged period of temperature change lasting approximately 260 hours (July 25 to August 4, 2008).

- The middle piezometer (SB915-PZ-08 [8-6 ft bgs]) exhibited the highest relative increase in groundwater elevations of approximately 1.7 ft (447.2 to 448.9 ft amsl). The shallowest piezometer indicated an only slightly smaller relative increase in groundwater elevations of approximately 1.4 ft (449.4 to 450.8 ft amsl). The deepest piezometer (SB915-PZ-08 [10-8 ft bgs]) exhibited the smallest relative increase in groundwater elevations of approximately 1.1 ft (445.0 to 446.2 ft amsl).

- The shortest duration response to groundwater elevations was observed in the shallowest piezometer lasting only approximately 18 hours (July 25, 2008). The most extended response to groundwater elevations was observed in the deepest piezometer lasting approximately 70 hours (July 25 to July 28, 2008).

1.7 Hydraulic Conductivity Tests

In situ hydraulic conductivity tests (K-tests) were performed on December 18, 2008 on 11 wells from the WB 14 areas (10 monitoring wells installed in 2008 and monitoring well SB915-MW-34S). The objective of the K-tests was to estimate the horizontal hydraulic conductivity of the Solvay Waste surrounding the well screen. Rising and falling head measurements were obtained following both insertion and removal of a PVC slug into the well. The data were analyzed using the Bouwer and Rice (1976) method with the software AquiferWin®. Data are presented in **Table B-3,** which also includes horizontal hydraulic conductivity values of two monitoring wells (SB915-MW-35S and SB915-MW-36S) located in the vicinity of the study area.

2. SURFACE WATER MONITORING DATA

Characterization of surface water is discussed in **Section 2.1**. Measurements of stormwater runoff rates are presented in **Section 2.2**.

2.1 Surface Water Characterization

As presented in the SWSR work plan (O'Brien & Gere 2007b), surface water samples were collected from the inland salt marsh to evaluate the water interaction between surface water and shallow subsurface water. Two rounds of surface water sampling were completed: one round of sampling was conducted in August 2008 and the second round of sampling was conducted in April 2011. The samples were collected concurrently with groundwater sampling events and were from the low and high water elevation periods.

Surface water grab samples were submitted to Life Science Laboratories for analyses of hardness, alkalinity, TDS, and major cations/anions (Ca, Mg, Na, K, Cl, SO_4, CO_3, HCO_3) by USEPA SW846 methods SM2340, SM2320B, 160.1, and 6010/300.0, respectively. Results are presented in **Table B-2.**

Piper plots were created for the two surface water sampling events, and are included on **Figure B-4**. The two dominant water types were $CaHCO_3$ and $CaSO_4$. Surface water samples were predominantly of the $CaHCO_3$ type for the August 2008 sampling event and the $CaSO_4$ type for the April 2011 sampling event. No surface water samples were collected for the June 2008 groundwater sampling event.

Precipitation typically contains only trace amounts of dissolved cationic and anionic species derived from diffusive mixing with gasses and from aerosols (e.g. nitrate, chloride, and sulfate) present in the atmosphere. The surface water types present are predominately the result of surface runoff entering the drainage swale with minimal percolation through the calcium carbonate bearing waste. During periods of high water elevations (less than two feet below ground surface) in the willows groundwater has the potential to enter the drainage swale. The short percolation period and limited residence time within the shallow Solvay waste for these events reduces the leaching of other cations and anions.

2.2 Storm Water Runoff Rates

Measurements of surface water runoff rates from the shrub willow plots were taken between December 2008 and July 2013. In order to measure runoff, two swales were installed at the boundary between the shrub willow plots and the salt marsh plot during construction of Plot 14-1. These swales were intended to collect runoff from the shrub willow plots and discharge it to the salt marsh plot through two 12-inch pipes (one from each swale). Two manholes, SB14-MH-01 and SB14-MH-02 (Report **Figure 11**), provided access to the 12-inch pipes. Isco Model 2150 area-velocity meters were installed within the 12-inch pipes at the manholes to measure water level and velocity, and to calculate flow. A summary of surface flow events is included as **Table 3-1** below. A detailed description of all measured events for SB14-MH-01 and SB14-MH-02 are presented in **Tables B-7 and B-8**, respectively.

The Isco meters calculate flow using level and velocity measurement and the known diameter of the pipe. However, to accurately measure velocity of water in the pipe, several inches of water

are required. Flow events in both pipes rarely produced conditions sufficient for making an accurate velocity measurement and to calculate flow. In order to calculate flow, Manning's Equation was employed to model approximate velocities using approximate slope measured in the field, water level measurements recorded by the Isco Model 2150 area-velocity meter, and known pipe characteristics.

Flow events in both pipes rarely produced conditions to make an accurate velocity measurement prompting the use of Manning's Equation. Several factors detract from the level of accuracy for the flow measurements, and raise some question on how well the measurements reflect actual conditions. These factors include:

- Very low flow conditions observed in the swales and manholes that limit the Isco model 2150 area velocity meter accuracy and caused the implementation of Manning's Equation in place of measured velocities to calculate flow
- Freezing and thawing of the meters causing extraneous readings
- Perched groundwater creating artificial storm water flow measurements
- Pooled water in pipes near meters creating artificial flow measurements.

Table 3-1 Summary of Surface Flow Events

Manhole	Flow Measurement Dates	Number of Events	Peak Flow Range (gpm)	Comments
SB14-MH-01	June 2009 – Dec. 2009	10	1 – 77	
	Jan. 2010 – April 2010	7	1 – 625	Total flow measured likely elevated due to freezing in the system and groundwater above grade elevation.
	May 2010 – Dec. 2010	10	0.4 – 3	Roadway constructed in May 2010 creates a barrier between Plot 14-1 and swale; flow data after May 2010 represents runoff from road and swale.
	March 2011	1	2,098	Groundwater above grade damaged flow meter.
	August 2012	1	4	Represents runoff from road and swale; total flow measured likely elevated due to pooled water in pipes.
	Dec. 2012	1	0.23	Artificial event likely caused by freezing in the system.
	Jan 2013 – March 2013	4	0.13 – 30	Represents runoff from road and swale; total flow measured likely elevated due to freezing in the system.
	May 2013 – July 2013	1	0.61	Total flow measured likely elevated due to pooled water in pipes.
SB14-MH-02	Dec 2008 – April 2009	5	290 – 924	Total flow measured likely elevated due to freezing in the system and groundwater above grade elevation.
	April 2009 – Oct. 2009	6	1 – 142	Event resulting in peak flow of 142 gpm is the result of flushing by OBG and is not representative of runoff.
	Nov. 2009 – April 2010	7	937 – 1,335	Total flow measured likely elevated due to freezing in system and groundwater above grade elevation.

Table 3-1 Summary of Surface Flow Events

April 2010 – Dec. 2010	14	0.2 - 3	Total flow measured may be elevated due to pooled water in pipes observed during site visits.
March 2011	1	1,335	Groundwater above grade damaged flow meter.
Nov. 2011	1	1.3	
Dec. 2011 – April 2012	7	10 – 1,334	Total flow measured likely elevated due to freezing in system.
Sept. 2012 – Dec. 2012	6	9 - 25	
Jan. 2013 – March 2013	4	575 – 773	Total flow measured likely elevated due to freezing in system and groundwater above grade elevation.

2.2.1 SB14-Weir

In addition to measuring flow from the willow plots into the salt marsh, a weir was installed between the salt marsh and the existing weir box on WB 14 in order to measure flow from the salt marsh into the weir box. An Isco model 2150 area-velocity meter was installed on the upstream side of the weir to measure the water level going over the weir and calculate flow to the weir box.

3. REFERENCES

Bouwer, H. and R.C. Rice, 1976. A slug test method for determining hydraulic conductivity of unconfined aquifers with completely or partially penetrating wells, Water Resources Research, vol. 12, no. 3, pp. 423-428.

O'Brien & Gere. 2007b. *Work Plan; Shrub Willow Sustainable Remedy Full Scale Demonstration; Settling Basins 9 through 15;* Camillus and Geddes, NY. October 2007.

Table B-1
Honeywell
Wastebeds 9-15 SWSR Pre-Design Investigation
Monitoring Well and Piezometer Construction Summary

ENVIRONMENT & HEALTH

Well / Piezometer ID	Easting	Northing	Ground Surface Elevation (ft amsl)	Top of Casing Elevation (ft amsl)	Top of Screen (ft bgs)		Bottom of Screen (ft bgs)	Top of Screen Elevation (ft amsl)		Bottom of Screen Elevation (ft amsl)	Top of Filter Pack (ft bgs)		Bottom of Filter Pack (ft bgs)	Top of Seal (ft bgs)		Bottom of Seal (ft bgs)
SB915-MW-34S	906285.968	1118640.406	449.0	450.5	8	-	18	441	-	431	6	-	18	4	-	6
SB915-MW-35S	906266.807	1117371.314	448.1	449.6	8	-	18	440.1	-	430.1	6	-	18	4	-	6
SB915-MW-36D	907404.904	1118697.543	449.3	450.0	108	-	118	341.3	-	331.3	106	-	118	104	-	106
SB915-MW-36I	907404.904	1118697.543	449.2	451.7	52	-	62	397.2	-	387.2	50	-	62	48	-	50
SB915-MW-36S	907404.904	1118697.543	449.3	451.5	8	-	18	441.3	-	431.3	6	-	18	4	-	6
SB915-MW-74	905533.848	1118471.106	454.5	456.7	9.5	-	19.5	445	-	435	8	-	20	2	-	8
SB915-MW-75	905782.54	1118535.335	454.1	455.9	9.7	-	19.7	444.5	-	434.5	8	-	20	2	-	8
SB915-MW-76	905989.805	1118568.359	454.5	457.0	8.9	-	18.9	445.6	-	435.6	8	-	20	2	-	8
SB915-MW-77	906164.041	1118604.844	454.5	456.3	9.5	-	19.5	445	-	435	8	-	20	2	-	8
SB915-MW-78	906532.8	1118701.948	454.0	456.0	8	-	18	445.9	-	435.9	8	-	20	2	-	8
SB915-MW-79	906290.085	1118211.323	450.7	452.6	9.9	-	19.9	440.8	-	430.8	8	-	20	2	-	8
SB915-MW-80	906070.046	1118050.015	449.8	452.6	9	-	19	440.8	-	430.8	8	-	20	2	-	8
SB915-MW-81	905797.92	1118000.017	451.5	453.3	9.7	-	19.7	441.8	-	431.8	8	-	20	2	-	8
SB915-MW-82	906151.629	1118393.178	453.4	455.3	9.2	-	19.2	444.2	-	434.2	8	-	20	2	-	8
SB915-MW-83	906377.912	1118396.532	452.5	454.2	10.1	-	20.1	442.4	-	432.4	8	-	20	2	-	8
SB915-PZ-08-(10-8)	906159.1911	1118605.05	454.4	456.6	8.0	-	10.0	446.8	-	444.8	6	-	10	2	-	6
SB915-PZ-08-(8-6)	906153.7693	1118604.707	454.3	456.5	6.0	-	8.0	448.6	-	446.6	4	-	8	2	-	4
SB915-PZ-08-(6-4)	906148.0659	1118605.205	454.5	456.5	4.0	-	6.0	450.8	-	448.8	3	-	6	1	-	3
SB915-PZ-09-(10-8)	906074.4042	1118053.452	449.8	452.5	8.0	-	10.0	442.8	-	440.8	6	-	10	2	-	6
SB915-PZ-09-(8-6)	906077.8973	1118056.199	449.7	452.3	6.0	-	8.0	444.5	-	442.5	4	-	8	2	-	4
SB915-PZ-09-(6-4)	906081.855	1118059.385	449.7	452.1	4.0	-	6.0	446.4	-	444.4	3	-	6	NA	-	NA
SB915-PZ-10-(10-8)	905804.1001	1118000.39	451.5	453.0	8.0	-	10.0	443.3	-	441.3	6	-	10	2	-	6
SB915-PZ-10-(8-6)	905810.0375	1118000.88	451.3	453.0	6.0	-	8.0	445.2	-	443.2	4	-	8	2	-	4
SB915-PZ-10-(6-4)	905815.06	1118001.037	451.1	453.1	4.0	-	6.0	448.1	-	446.1	3	-	6	1	-	3
SB14-Weirbox	905793.488	1117947.667	NA	451.0	NA	-	NA	NA	-	NA	NA	-	NA	NA	-	NA

Notes:
ft amsl - feet above mean sea level
ft bgs - feet below ground surface
Global Vertical Reference Datum: North American Vertical Datum of 1988 (NAVD88)
NA - Not Available

RAMBOLL

ENVIRONMENT & HEALTH

Table B-2
Honeywell
Wastebeds 9-15 SWSR Pre-Design Investigation
Groundwater and Manhole Surface Water
Inorganic and Other Data

	Field Sample ID	SB915-0029-05	SB915-0031-01	SB915-0038-12	SB915-0029-04	SB915-0032-04	SB915-0038-09	SB915-0029-03	SB915-0030-04
	Location	SB915-MW-34S	SB915-MW-34S	SB915-MW-34S	SB915-MW-74	SB915-MW-74	SB915-MW-74	SB915-MW-75	SB915-MW-75
	Sample Date	6/6/2008	8/13/2008	4/26/2011	6/6/2008	8/14/2008	4/26/2011	6/6/2008	8/12/2008
	Sample Purpose	Regular Sample	Regular Sample	Regular sample	Regular Sample	Regular Sample	Regular sample	Regular Sample	Regular Sample
	Water Type	CaOH	CaCl	CaCl	CaCl	CaCl	CaOH	CaOH	CaCl
Parameter Name	Units								
ALKALINITY, CARBONATE (AS CACO3)	mg/L	80 J	60	80 J	60 J	60	120 J	120 J	80
BICARBONATE ALKALINITY AS CACO3	mg/L	10 UJ	10 U	10 U	10 UJ	10 U	10 U	10 UJ	10 U
CALCIUM	mg/L	1000 J	1100	820	790 J	23000	730	940 J	1100
CHLORIDE	mg/L	590 J	1200	380	480 J	680	250	680 J	1100
HARDNESS (AS CACO3)	mg/L	2600 J	2700	2100	2000 J	76000	1800	2300 J	2700
MAGNESIUM	mg/L	1.0 UJ	1.0 U	1.0 U	1.0 UJ	4800	1.0 U	1.0 UJ	15
POTASSIUM	mg/L	7.2 J	12 J	11	5.0 UJ	120 U	22	7.7 J	11 J
SODIUM	mg/L	83 J	360	61	55 J	120	57	88 J	210
SULFATE	mg/L	20 UJ	100 U	14	32 J	100 U	12	20 J	100 U
TOTAL ALKALINITY	mg/L	1500 J	1800	1600	1200 J	1200	1400	1400 J	1500
TOTAL DISSOLVED SOLIDS	mg/L	4000 J	5600	2600	2600 J	5000	1900	4000 J	6000

Notes:
J - estimated value, U - not detected, UJ - not detected and detection limit is estimated.

Table B-2
Honeywell
Wastebeds 9-15 SWSR Pre-Design Investigation
Groundwater and Manhole Surface Water
Inorganic and Other Data

	Field Sample ID	SB915-0038-10	SB915-0028-04	SB915-0030-01	SB915-0038-06	SB915-0028-07	SB915-0030-05	SB915-0038-07	SB915-0029-06
	Location	SB915-MW-75	SB915-MW-76	SB915-MW-76	SB915-MW-76	SB915-MW-77	SB915-MW-77	SB915-MW-77	SB915-MW-78
	Sample Date	4/26/2011	6/5/2008	8/12/2008	4/25/2011	6/5/2008	8/12/2008	4/25/2011	6/6/2008
	Sample Purpose	Regular sample	Regular Sample	Regular Sample	Regular sample	Regular Sample	Regular Sample	Regular sample	Regular Sample
	Water Type	CaOH	CaOH	CaCl	CaOH	CaCl	CaCl	CaOH	CaCl
Parameter Name	Units								
ALKALINITY, CARBONATE (AS CACO3)	mg/L	80 J	100 J	160	100 J	100 J	120	100 J	60 J
BICARBONATE ALKALINITY AS CACO3	mg/L	10 U	10 UJ	10 U	10 U	10 UJ	10 U	10 U	10 UJ
CALCIUM	mg/L	740	830 J	1300	660	920 J	1100	770	1100 J
CHLORIDE	mg/L	380	770 J	1700	490	900 J	1900	340	1300 J
HARDNESS (AS CACO3)	mg/L	1800	2100 J	3200	1600	2300 J	2900	1900	2800 J
MAGNESIUM	mg/L	1.0 U	1.0 UJ	2.9	1.0 U	2.6 J	13	1.0 U	1.0 UJ
POTASSIUM	mg/L	17	11 J	17 J	27	11 J	25 J	20	12 J
SODIUM	mg/L	100	260 J	560	140	290 J	850	110	300 J
SULFATE	mg/L	17	39 J	100 U	19	50 UJ	100 U	9.4	20 UJ
TOTAL ALKALINITY	mg/L	1300	1300 J	2000	1100	1400 J	1800	1500	1400 J
TOTAL DISSOLVED SOLIDS	mg/L	2000	3800 J	6800	2100	4300 J	6700	2100	5300 J

Notes:
J - estimated value, U - not detected, UJ - not detected and detection limit is estimated.

RAMBOLL

ENVIRONMENT & HEALTH

Table B-2
Honeywell
Wastebeds 9-15 SWSR Pre-Design Investigation
Groundwater and Manhole Surface Water
Inorganic and Other Data

	Field Sample ID	SB915-0032-01	SB915-0038-08	SB915-0028-01	SB915-0032-02	SB915-0038-01	SB915-0029-02	SB915-0032-03	SB915-0038-11
	Location	SB915-MW-78	SB915-MW-78	SB915-MW-79	SB915-MW-79	SB915-MW-79	SB915-MW-80	SB915-MW-80	SB915-MW-80
	Sample Date	8/14/2008	4/25/2011	6/5/2008	8/14/2008	4/25/2011	6/6/2008	8/14/2008	4/26/2011
	Sample Purpose	Regular Sample	Regular sample	Regular Sample	Regular Sample	Regular sample	Regular Sample	Regular Sample	Regular sample
	Water Type	CaCl	CaOH	CaOH	CaCl	CaOH	CaOH	CaCl	CaOH
Parameter Name	Units								
ALKALINITY, CARBONATE (AS CACO3)	mg/L	80	980 J	80 J	80	36 J	60 J	60	20 J
BICARBONATE ALKALINITY AS CACO3	mg/L	10 U	10 U	10 UJ	10 U	10 U	10 UJ	10 U	10 U
CALCIUM	mg/L	4200	920	920 J	820	600	530 J	650	260
CHLORIDE	mg/L	2700	680	2300 J	1400	650	1300 J	1100	130
HARDNESS (AS CACO3)	mg/L	13000	2300	2300 J	2100	1500	1300 J	1600	650
MAGNESIUM	mg/L	590	1.0 U	1.2 J	1.1	1.0 U	1.0 UJ	1.0 U	1.0 U
POTASSIUM	mg/L	25 U	8.3	14 J	9.2 J	7.5	6.3 J	6.4 J	9.3
SODIUM	mg/L	1000	95	840 J	390	160	540 J	370	22
SULFATE	mg/L	100 U	15	50 UJ	100 U	69	67 J	100 U	170
TOTAL ALKALINITY	mg/L	1600	1800	930 J	840	790	600 J	710	260
TOTAL DISSOLVED SOLIDS	mg/L	11000	2800	7700 J	5500	2500	6300 J	4000	900

Notes:
J - estimated value, U - not detected, UJ - not detected and detection limit is estimated.

RAMBOLL

ENVIRONMENT & HEALTH

Table B-2
Honeywell
Wastebeds 9-15 SWSR Pre-Design Investigation
Groundwater and Manhole Surface Water
Inorganic and Other Data

	Field Sample ID	SB915-0029-01	SB915-0031-04	SB915-0039-01	SB915-0028-02	SB915-0031-03	SB915-0038-02	SB915-0028-03	SB915-0031-02
	Location	SB915-MW-81	SB915-MW-81	SB915-MW-81	SB915-MW-82	SB915-MW-82	SB915-MW-82	SB915-MW-83	SB915-MW-83
	Sample Date	6/6/2008	8/13/2008	4/26/2011	6/5/2008	8/13/2008	4/25/2011	6/5/2008	8/13/2008
	Sample Purpose	Regular Sample	Regular Sample	Regular sample	Regular Sample	Regular Sample	Regular sample	Regular Sample	Regular Sample
	Water Type	CaCl	CaCl	CaCl	CaOH	CaCl	CaOH	CaCl	CaCl
Parameter Name	Units								
ALKALINITY, CARBONATE (AS CACO3)	mg/L	40 J	60	40 J	40 J	100	56 J	100 J	80
BICARBONATE ALKALINITY AS CACO3	mg/L	10 UJ	10 U	10 U	10 UJ	10 U	10 U	10 UJ	10 U
CALCIUM	mg/L	590 J	2100	530	690 J	1200	630	880 J	1200
CHLORIDE	mg/L	430 J	1100	320	790 J	3200	750	560 J	2900
HARDNESS (AS CACO3)	mg/L	1500 J	6100	1300	1700 J	3000	1600	2200 J	3100
MAGNESIUM	mg/L	1.0 UJ	240	1.0 U	1.0 UJ	1.0 U	1.0 U	1.0 UJ	24
POTASSIUM	mg/L	5.0 UJ	25 U	6.4	5 UJ	16 J	12	5.0 UJ	16 J
SODIUM	mg/L	82 J	270	61	200 UJ	1300	210	130 J	1200
SULFATE	mg/L	94 J	100 U	100	35 J	100 U	42	20 UJ	100 U
TOTAL ALKALINITY	mg/L	830 J	930	790	980 J	1400	4300	1400 J	1200
TOTAL DISSOLVED SOLIDS	mg/L	2600 J	5200	1900	2800 J	9400	2700	3200 J	8800

Notes:
J - estimated value, U - not detected, UJ - not detected and detection limit is estimated.

Table B-2
Honeywell
Wastebeds 9-15 SWSR Pre-Design Investigation
Groundwater and Manhole Surface Water
Inorganic and Other Data

	Field Sample ID	SB915-0038-05	SB915-0031-05	SB915-0039-03	SB915-0031-06	SB915-0039-04
	Location	SB915-MW-83	SB915-SW-01	SB14-MH-01	SB915-SW-02	SB14-MH-02
	Sample Date	4/25/2011	8/13/2008	4/26/2011	8/13/2008	4/26/2011
	Sample Purpose	Regular sample	Regular Sample	Regular sample	Regular Sample	Regular sample
	Water Type	CaOH	CaHCO3	CaSO4	CaHCO3	CaSO4
Parameter Name	Units					
ALKALINITY, CARBONATE (AS CACO3)	mg/L	40 J	10 U	10 UJ	10 U	10 UJ
BICARBONATE ALKALINITY AS CACO3	mg/L	10 U	150	120	110	160
CALCIUM	mg/L	770	56	71	61	84
CHLORIDE	mg/L	180	4.6	18	29	35
HARDNESS (AS CACO3)	mg/L	1900	210	310	210	410
MAGNESIUM	mg/L	1.0 U	16	33	15	49
POTASSIUM	mg/L	6.1	5.0 U	8.2	27 J	6.7
SODIUM	mg/L	31	1.5	7	3	6.7
SULFATE	mg/L	83	48	160	40	180
TOTAL ALKALINITY	mg/L	1500	150	120	110	160
TOTAL DISSOLVED SOLIDS	mg/L	1900	250	390	280	580

Notes:
J - estimated value, U - not detected, UJ - not detected and detection limit is estimated.

RAMBOLL

ENVIRONMENT & HEALTH

Table B-3
Honeywell
Wastebeds 9-15 SWSR Pre-Design Investigation
Hydraulic Conductivity Testing Summary

Location ID	Date	Ground Surface Elevation (ft above msl)	Top of Casing Elevation (ft above msl)	Screen Length (ft)	Type of Test	Geologic Unit Screened	Hydraulic Conductivity[1] (cm/sec)	Hydraulic Conductivity[1] (ft/d)	Geometric Mean K (cm/sec)	Geometric Mean K (ft/d)
MW-34S	12/18/2008	454.2	455.52	10	Falling	Solvay Waste	2.14E-03	6.06	2.23E-03	6.33
					Rising		2.33E-03	6.62		
MW-35S	8/7/2006	452.8	454.57	10	Falling	Solvay Waste	2.53E-03	7.10	3.10E-03	8.72
					Rising		3.80E-03	10.70		
MW-36S	8/7/2006	453.9	456.52	10	Falling	Solvay Waste	4.30E-03	12.30	6.49E-03	18.49
					Rising		9.80E-03	27.80		
MW-74S	12/18/2008	454.5	456.66	10	Falling	Solvay Waste	1.42E-02	40.15	1.25E-02	35.34
					Rising		1.10E-02	31.11		
MW-75S	12/18/2008	454.1	455.90	10	Falling	Solvay Waste	9.72E-03	27.56	1.01E-02	28.65
					Rising		1.05E-02	29.77		
MW-76S	12/18/2008	454.5	457.02	10	Falling	Solvay Waste	9.98E-03	28.29	1.21E-02	34.31
					Rising		1.47E-02	41.62		
MW-77S	12/18/2008	454.5	456.33	10	Falling	Solvay Waste	1.46E-02	41.25	1.67E-02	47.23
					Rising		1.91E-02	54.07		
MW-78S	12/18/2008	454.0	455.97	10	Falling	Solvay Waste	2.98E-03	8.44	3.56E-03	10.10
					Rising		4.27E-03	12.10		
MW-79S	12/18/2008	450.7	452.61	10	Falling	Solvay Waste	1.33E-03	3.77	1.10E-03	3.13
					Rising		9.17E-04	2.60		
MW-80S	12/18/2008	449.8	452.62	10	Falling	Solvay Waste	6.57E-03	18.62	6.54E-03	18.53
					Rising		6.51E-03	18.45		
MW-81S	12/18/2008	451.5	453.32	10	Falling	Solvay Waste	1.75E-02	49.66	1.56E-02	44.15
					Rising		1.39E-02	39.26		
MW-82S	12/18/2008	453.4	455.25	10	Falling	Solvay Waste	2.62E-03	7.43	1.94E-03	5.49
					Rising		1.43E-03	4.06		
MW-83S	12/18/2008	452.5	454.15	10	Falling	Solvay Waste	6.71E-04	1.90	7.81E-04	2.21
					Rising		9.08E-04	2.57		

[1] Analysis method: Bouwer and Rice (1976) Unconfined Aquifer

Global Vertical Reference Datum: North American Vertical Datum of 1988 (NAVD88)

Table B-4
Honeywell
Wastebeds 9-15 SWSR Pre-Design Investigation
Low Water Elevation Periods Summary

ENVIRONMENT & HEALTH

Year	Low Water Elevation Period Dates	Average Maximum Elevation of Low Water Period (ft amsl)	Average Minimum Elevation of Low Water Period (ft amsl)	Dry Conditions Observed (Y/N)	Time Period of Dry Conditions
Willow Area					
2008	NA to October	NA	435.1	Y	September to October
2009	April to October	450.5	435.3	Y	September to October
2010	April to October	450.0	437.3	N	NA
2011	May to August	451.3	435.6	N	NA
2012	February to December	449.6	435.3	Y	July to December
2013	April to November	448.9	435.2	Y	September to November
2014	April to December	451.0	435.3	Y	August to December
Marsh Area					
2008	NA to October	NA	432.4	N	NA
2009	April to October	450.6	435.2	N	NA
2010	April to October	450.0	440.4	N	NA
2011	May to August	451.4	433.2	N	NA
2012	February to November	449.6	429.7	Y	July to October
2013	April to October	448.9	431.6	N	NA
2014	April to October	451.0	430.5	Y	September to October

Notes:
ft amsl - feet above mean sea level
NA - Not applicable

Table B-5
Honeywell
Wastebeds 9-15 SWSR Pre-Design Investigation
High Water Elevation Periods Summary

ENVIRONMENT & HEALTH

Year Range	High Water Duration	Average Maximum Elevation of High Water Period (ft amsl)	Average Minimum Elevation of High Water Period (ft amsl)	Standing Water Observed (Y/N)	Time Period of Standing Water	Winter Snowfall Total (in)
Willow Area						
2008 to 2009	October to April	450.5	435.1	N	NA	149.6
2009 to 2010	October to April	450.0	435.3	N	NA	106.1
2010 to 2011	October to May	451.3	437.3	N	NA	179
2011 to 2012	August to February	449.6	435.6	N	NA	50.6
2012 to 2013	December to April	448.9	435.3	N	NA	115.4
2013 to 2014	November to April	451.0	435.3	N	NA	132
2014 to 2015	December to NA	NA	435.3	N	NA	NA
Marsh Area						
2008 to 2009	October to April	450.6	432.4	Y	December to January, February to April	149.6
2009 to 2010	October to April	450.0	435.2	Y	March	106.1
2010 to 2011	October to May	451.4	440.4	Y	March to May	179
2011 to 2012	August to February	449.6	433.2	N	NA	50.6
2012 to 2013	December to April	448.9	429.7	N	NA	115.4
2013 to 2014	November to April	451.0	431.6	Y	March to April	132
2014 to 2015	December to NA	NA	430.5	NA	NA	NA

Notes:
ft amsl - feet above mean sea level
in - inches
NA - Not Available

Table B-6
Honeywell
Wastebeds 9-15 SWSR Pre-Design Investigation
Groundwater Elevations Summary

ENVIRONMENT & HEALTH

Monitoring Well ID	Ground Elevation (ft amsl)	Well Casing Elevation (ft amsl)	Screen Interval Elevation (ft amsl)	Groundwater Elevation (ft amsl) 6/9/2008	Groundwater Elevation (ft amsl) 6/17/2008	Groundwater Elevation (ft amsl) 7/16/2008	Groundwater Elevation (ft amsl) 9/19/2008	Groundwater Elevation (ft amsl) 10/30/2008	Groundwater Elevation (ft amsl) 12/1/2008	Groundwater Elevation (ft amsl) 12/18/2008	Groundwater Elevation (ft amsl) 1/22/2009	Groundwater Elevation (ft amsl) 2/19/2009
SB915-MW-34S	454.2	455.5	435.27 - 445.27	442.55	441.11	436.80	435.61	440.59	447.67	448.35	447.08	449.73
SB915-MW-35S	452.8	454.6	444.80 - 434.80	NM	NM	NM	NM	NM	NM	NM	NM	NM
SB915-MW-36D	454.0	454.9	346.00 - 336.00	NM	NM	NM	NM	NM	NM	NM	NM	NM
SB915-MW-36I	453.9	456.4	401.90 - 391.90	NM	NM	NM	NM	NM	NM	NM	NM	NM
SB915-MW-36S	453.9	456.5	445.90 - 435.90	NM	NM	NM	NM	NM	NM	NM	NM	NM
SB915-MW-74	454.5	456.7	435.01 - 445.01	442.63	441.53	436.13	435.17	441.03	447.58	448.23	446.98	449.63
SB915-MW-75	454.1	455.9	434.46 - 444.46	442.67	442.67	436.38	435.11	441.22	447.62	448.31	447.06	449.69
SB915-MW-76	454.5	457.0	435.60 - 445.60	442.59	441.14	436.15	Dry	440.99	447.64	448.34	447.02	449.74
SB915-MW-77	454.5	456.3	435.03 - 445.03	442.69	441.28	436.58	435.07	441.06	447.73	448.39	447.07	449.77
SB915-MW-78	454.0	455.97	435.9 - 445.9	442.67	441.29	436.71	Dry	440.22	447.62	448.29	447.96	449.66
SB915-MW-79	450.7	452.61	430.8 - 440.8	442.59	441.22	437.77	434.83	441.14	447.69	448.37	447.06	449.88
SB915-MW-80	449.8	452.62	430.8 - 440.8	442.62	441.23	437.88	436.83	441.23	447.67	448.35	447.06	Frozen
SB915-MW-81	451.5	453.32	431.8 - 441.8	442.67	441.27	437.48	432.91	441.28	447.67	448.34	447.09	449.81
SB915-MW-82	453.4	455.25	434.2 - 444.2	442.56	441.00	436.29	Dry	440.04	447.63	448.29	446.96	449.74
SB915-MW-83	452.5	454.15	432.4 - 442.4	442.59	441.19	437.28	433.28	NM	447.68	448.35	446.97	449.83
SB915-PZ-08-(10-8)	454.4	456.62	444.8 - 446.8	Dry	Dry	Dry	Dry	449.17	447.99	448.56	447.10	449.86
SB915-PZ-08-(8-6)	454.3	456.48	446.6 - 448.6	Dry	Dry	Dry	445.66	448.16	448.57	448.74	447.10	449.97
SB915-PZ-08-(6-4)	454.5	456.48	448.8 - 450.8	Dry	Dry	Dry	Dry	445.75	Dry	Dry	Frozen	450.00
SB915-PZ-09-(10-8)	449.8	452.54	440.8 - 442.8	442.64	441.26	Dry	Dry	441.25	447.67	448.35	Frozen	Frozen
SB915-PZ-09-(8-6)	449.7	452.27	442.5 - 444.5	Dry	Dry	Dry	Dry	Dry	447.67	448.37	Frozen	Frozen
SB915-PZ-09-(6-4)	449.7	452.05	444.4 - 446.4	Dry	Dry	Dry	Dry	Dry	447.69	448.37	Frozen	Frozen
SB915-PZ-10-(10-8)	451.5	453.01	441.3 - 443.3	443.66	Dry	Dry	Dry	Dry	447.63	448.54	445.05	449.77
SB915-PZ-10-(8-6)	451.3	453.04	443.2 - 445.2	Dry	Dry	Dry	Dry	Dry	447.65	448.33	447.02	449.76
SB915-PZ-10-(6-4)	451.1	453.14	446.1 - 448.1	Dry	Dry	Dry	Dry	Dry	448.08	448.43	447.14	449.86
Weir Box	NA	451.00	NA	NM	NM	437.47	NM	NM	446.24	NM	445.66	448.49

Notes:
ft amsl: feet above mean sea level
Global Vertical Reference Datum: North American Verical Datum of 1988 (NAVD88)
NA: Not available
NM: Not measured
NS: Not enough water for specific gravity sample

Table B-6
Honeywell
Wastebeds 9-15 SWSR Pre-Design Investigation
Groundwater Elevations Summary

ENVIRONMENT & HEALTH

Monitoring Well ID	Ground Elevation (ft amsl)	Well Casing Elevation (ft amsl)	Screen Interval Elevation (ft amsl)	Groundwater Elevation (ft amsl)	Groundwater Elevation (ft amsl)	Groundwater Elevation (ft amsl)	Specific Gravity	Groundwater Elevation (ft amsl)	Specific Gravity	Groundwater Elevation (ft amsl)	Specific Gravity	Groundwater Elevation (ft amsl)	Specific Gravity	Groundwater Elevation (ft amsl)	Specific Gravity
				4/2/2009	5/6/2009	6/9/2009		7/23/2009		8/25/2009		9/25/2009		10/29/2009	
SB915-MW-34S	454.2	455.5	435.27 - 445.27	448.97	445.34	440.14	1.004	439.81	1.004	436.01	NS	NM	NM	435.66	NM
SB915-MW-35S	452.8	454.6	444.80 - 434.80	NM	NM	NM	NM	NM	NM	NM	NM	NM	NM	NM	NM
SB915-MW-36D	454.0	454.9	346.00 - 336.00	NM	NM	NM	NM	NM	NM	NM	NM	NM	NM	NM	NM
SB915-MW-36I	453.9	456.4	401.90 - 391.90	NM	NM	NM	NM	NM	NM	NM	NM	NM	NM	NM	NM
SB915-MW-36S	453.9	456.5	445.90 - 435.90	NM	NM	NM	NM	NM	NM	NM	NM	NM	NM	NM	NM
SB915-MW-74	454.5	456.7	435.01 - 445.01	448.88	445.30	440.20	1.004	439.24	1.004	435.60	NS	Dry	NM	435.08	NM
SB915-MW-75	454.1	455.9	434.46 - 444.46	448.98	445.37	440.30	1.004	439.86	1.004	Dry	NM	Dry	NM	Dry	NM
SB915-MW-76	454.5	457.0	435.60 - 445.60	448.99	445.31	439.66	1.004	439.26	1.004	Dry	NM	Dry	NM	435.84	NM
SB915-MW-77	454.5	456.3	435.03 - 445.03	449.03	445.35	440.36	1.004	440.02	1.004	435.71	NS	Dry	NM	438.14	NM
SB915-MW-78	454.0	455.97	435.9 - 445.9	448.94	445.38	440.06	1.004	439.69	1.006	Dry	NM	Dry	NM	Dry	NM
SB915-MW-79	450.7	452.61	430.8 - 440.8	449.05	445.35	440.37	1.003	439.96	1.002	435.14	1.008	Dry	NM	439.77	NM
SB915-MW-80	449.8	452.62	430.8 - 440.8	448.93	445.33	440.30	1.002	439.94	1.003	435.71	1.006	Dry	NM	439.61	NM
SB915-MW-81	451.5	453.32	431.8 - 441.8	449.02	445.36	440.31	1.004	440.47	1.004	434.51	1.004	Dry	NM	439.42	NM
SB915-MW-82	453.4	455.25	434.2 - 444.2	448.91	445.26	439.93	1.005	439.57	1.003	434.48	NS	Dry	NM	436.89	NM
SB915-MW-83	452.5	454.15	432.4 - 442.4	450.02	445.34	440.30	1.004	439.91	1.004	435.54	1.008	433.18	NS	438.20	NM
SB915-PZ-08-(10-8)	454.4	456.62	444.8 - 446.8	449.27	445.41	Dry	NM	Dry	NM	Dry	NM	Dry	NM	Dry	NM
SB915-PZ-08-(8-6)	454.3	456.48	446.6 - 448.6	449.13	446.67	Dry	NM	Dry	NM	Dry	NM	Dry	NM	Dry	NM
SB915-PZ-08-(6-4)	454.5	456.48	448.8 - 450.8	449.13	Dry	Dry	NM	Dry	NM	Dry	NM	Dry	NM	Dry	NM
SB915-PZ-09-(10-8)	449.8	452.54	440.8 - 442.8	448.93	445.26	Dry	NM	Dry	NM	Dry	NM	Dry	NM	Dry	NM
SB915-PZ-09-(8-6)	449.7	452.27	442.5 - 444.5	448.27	445.31	Dry	NM	Dry	NM	Dry	NM	Dry	NM	Dry	NM
SB915-PZ-09-(6-4)	449.7	452.05	444.4 - 446.4	448.05	445.19	Dry	NM	Dry	NM	Dry	NM	Dry	NM	Dry	NM
SB915-PZ-10-(10-8)	451.5	453.01	441.3 - 443.3	448.97	445.32	Dry	NM	Dry	NM	Dry	NM	Dry	NM	Dry	NM
SB915-PZ-10-(8-6)	451.3	453.04	443.2 - 445.2	449.00	445.33	Dry	NM	Dry	NM	Dry	NM	Dry	NM	Dry	NM
SB915-PZ-10-(6-4)	451.1	453.14	446.1 - 448.1	449.09	Dry	Dry	NM	Dry	NM	Dry	NM	Dry	NM	Dry	NM
Weir Box	NA	451.00	NA	447.63	443.94	438.42	1.006	438.15	1.004	Dry	NS	Dry	NS	437.68	NM

Notes:
ft amsl: feet above mean sea level
Global Vertical Reference Datum: North American Verical Datum of 1988
NA: Not available
NM: Not measured
NS: Not enough water for specific gravity sample

Table B-6
Honeywell
Wastebeds 9-15 SWSR Pre-Design Investigation
Groundwater Elevations Summary

ENVIRONMENT & HEALTH

Monitoring Well ID	Ground Elevation (ft amsl)	Well Casing Elevation (ft amsl)	Screen Interval Elevation (ft amsl)	Groundwater Elevation (ft amsl)	Specific Gravity	Groundwater Elevation (ft amsl)	Specific Gravity	Groundwater Elevation (ft amsl)	Specific Gravity	Groundwater Elevation (ft amsl)	Specific Gravity	Groundwater Elevation (ft amsl)	Specific Gravity	Groundwater Elevation (ft amsl)	Specific Gravity
				11/19/2009		12/17/2009		1/14/2010		2/24/2010		3/25/2010		5/14/2010	
SB915-MW-34S	454.2	455.5	435.27 - 445.27	439.72	1.003	444.35	NM	444.74	1.002	444.54	1.002	449.99	1.002	444.37	1.003
SB915-MW-35S	452.8	454.6	444.80 - 434.80	Not found	NM	446.67	NM	445.60	1.000	445.22	1.000	449.69	1.001	445.39	1.000
SB915-MW-36D	454.0	454.9	346.00 - 336.00	373.64	NM	Lock Frozen	NM	374.00	NM	373.89	NM	375.94	NM	374.57	NM
SB915-MW-36I	453.9	456.4	401.90 - 391.90	415.74	NM	Lock Frozen	NM	419.58	NM	423.94	NM	425.00	NM	425.05	NM
SB915-MW-36S	453.9	456.5	445.90 - 435.90	440.10	NM	444.39	NM	444.82	1.000	444.56	1.000	450.07	1.002	444.42	1.001
SB915-MW-74	454.5	456.7	435.01 - 445.01	438.68	1.002	444.32	NM	444.72	1.003	444.50	1.001	449.84	1.002	444.27	1.001
SB915-MW-75	454.1	455.9	434.46 - 444.46	439.79	1.002	444.39	NM	444.83	1.002	444.57	1.002	449.9	1.002	444.34	1.002
SB915-MW-76	454.5	457.0	435.60 - 445.60	439.11	1.002	444.41	NM	444.74	1.003	444.55	1.002	450.00	1.002	444.37	1.002
SB915-MW-77	454.5	456.3	435.03 - 445.03	439.90	1.002	444.47	NM	444.81	1.001	444.58	1.002	450.06	1.003	444.42	1.001
SB915-MW-78	454.0	455.97	435.9 - 445.9	439.66	1.003	444.39	NM	444.75	1.000	444.54	1.002	449.93	1.002	444.37	1.002
SB915-MW-79	450.7	452.61	430.8 - 440.8	439.87	1.002	444.43	NM	444.75	1.001	444.53	1.002	450.03	1.002	444.42	1.001
SB915-MW-80	449.8	452.62	430.8 - 440.8	439.85	1.001	444.45	NM	444.75	1.000	444.51	1.002	449.98	1.002	444.41	1.000
SB915-MW-81	451.5	453.32	431.8 - 441.8	439.86	1.000	444.46	NM	444.79	1.001	444.54	1.002	450.00	1.003	444.38	1.002
SB915-MW-82	453.4	455.25	434.2 - 444.2	439.46	1.002	444.40	NM	444.73	1.001	444.50	1.002	452.93	1.003	444.33	1.001
SB915-MW-83	452.5	454.15	432.4 - 442.4	439.84	1.003	444.43	NM	444.76	1.002	444.51	1.002	450.01	1.002	444.39	1.002
SB915-PZ-08-(10-8)	454.4	456.62	444.8 - 446.8	Dry	NM	Dry	NM	Dry	NM	Dry	NM	450.15	1.003	Dry	NM
SB915-PZ-08-(8-6)	454.3	456.48	446.6 - 448.6	Dry	NM	Dry	NM	Dry	NM	Dry	NM	450.27	1.003	Dry	NM
SB915-PZ-08-(6-4)	454.5	456.48	448.8 - 450.8	Dry	NM	Dry	NM	Dry	NM	Dry	NM	450.38	1.003	Dry	NM
SB915-PZ-09-(10-8)	449.8	452.54	440.8 - 442.8	Dry	NM	444.37	NM	444.69	NS	444.45	1.001	449.93	1.002	444.35	1.000
SB915-PZ-09-(8-6)	449.7	452.27	442.5 - 444.5	Dry	NM	444.43	NS	444.75	NS	444.51	1.000	449.98	1.003	444.39	NS
SB915-PZ-09-(6-4)	449.7	452.05	444.4 - 446.4	Dry	NM	Dry	NM	Dry	NM	Dry	NM	449.83	1.002	Dry	NM
SB915-PZ-10-(10-8)	451.5	453.01	441.3 - 443.3	Dry	NM	444.39	NM	444.76	1.001	444.49	1.002	449.94	1.002	444.05	1.001
SB915-PZ-10-(8-6)	451.3	453.04	443.2 - 445.2	Dry	NM	444.40	NS	444.76	NS	444.52	NS	449.97	1.003	444.34	NS
SB915-PZ-10-(6-4)	451.1	453.14	446.1 - 448.1	Dry	NM	Dry	NM	Dry	NM	Dry	NM	450.03	1.002	Dry	NM
Weir Box	NA	451.00	NA	438.25	1.000	442.88	NS	443.11	1.001	442.99	1.000	448.58	1.000	442.71	1.000

Notes:
ft amsl: feet above mean sea level
Global Vertical Reference Datum: North American Verical Datum of 1988
NA: Not available
NM: Not measured
NS: Not enough water for specific gravity sample

Table B-6
Honeywell
Wastebeds 9-15 SWSR Pre-Design Investigation
Groundwater Elevations Summary

ENVIRONMENT & HEALTH

Monitoring Well ID	Ground Elevation (ft amsl)	Well Casing Elevation (ft amsl)	Screen Interval Elevation (ft amsl)	Groundwater Elevation (ft amsl)	Specific Gravity	Groundwater Elevation (ft amsl)	Specific Gravity	Groundwater Elevation (ft amsl)	Specific Gravity	Groundwater Elevation (ft amsl)	Specific Gravity	Groundwater Elevation (ft amsl)	Specific Gravity	Groundwater Elevation (ft amsl)	Specific Gravity
				6/11/2010		7/22/2010		9/7/2010		11/3/2010		12/14/2010		2/3/2011	
SB915-MW-34S	454.2	455.5	435.27 - 445.27	441.23	1.002	439.10	1.000	444.81	1.001	447.36	1.000	448.65	1.000	442.83	NM
SB915-MW-35S	452.8	454.6	444.80 - 434.80	441.92	1.002	441.62	1.000	445.45	1.001	447.28	1.000	448.33	1.001	444.96	NM
SB915-MW-36D	454.0	454.9	346.00 - 336.00	364.00	NM	373.41	NM	373.77	NM	374.97	NM	375.42	NM	374.37	NM
SB915-MW-36I	453.9	456.4	401.90 - 391.90	421.75	NM	418.87	NM	441.46	NM	425.50	NM	440.95	NM	424.02	NM
SB915-MW-36S	453.9	456.5	445.90 - 435.90	441.47	1.002	439.47	1.000	444.93	1.001	447.56	1.000	448.60	1.001	444.22	NM
SB915-MW-74	454.5	456.7	435.01 - 445.01	441.40	NS	438.61	1.000	444.80	1.002	447.26	1.001	448.59	1.000	442.06	NM
SB915-MW-75	454.1	455.9	434.46 - 444.46	441.42	1.002	439.28	1.000	444.90	1.001	446.35	1.000	448.68	1.000	442.47	NM
SB915-MW-76	454.5	457.0	435.60 - 445.60	441.39	1.002	438.69	1.000	444.83	1.001	447.40	1.001	449.74	1.001	441.64	NM
SB915-MW-77	454.5	456.3	435.03 - 445.03	441.46	1.003	439.28	1.000	444.87	1.001	447.40	1.001	448.72	1.001	442.43	NM
SB915-MW-78	454.0	455.97	435.9 - 445.9	441.42	1.004	439.10	1.000	444.84	1.001	447.37	1.000	448.26	1.000	442.20	NM
SB915-MW-79	450.7	452.61	430.8 - 440.8	441.40	1.001	439.35	1.000	444.80	1.001	447.36	1.001	448.73	1.000	442.29	NM
SB915-MW-80	449.8	452.62	430.8 - 440.8	441.39	1.001	439.32	1.000	443.76	1.001	447.32	1.001	448.73	1.001	443.05	NM
SB915-MW-81	451.5	453.32	431.8 - 441.8	441.41	1.001	439.34	1.000	444.83	1.002	447.34	1.000	448.75	1.000	440.64	NM
SB915-MW-82	453.4	455.25	434.2 - 444.2	441.22	1.002	438.97	1.000	444.74	1.001	447.34	1.001	448.64	1.000	442.23	NM
SB915-MW-83	452.5	454.15	432.4 - 442.4	441.33	1.001	439.29	1.000	444.82	1.002	447.37	1.002	448.67	1.001	442.52	NM
SB915-PZ-08-(10-8)	454.4	456.62	444.8 - 446.8	Dry	NM	Dry	NM	Dry	NM	447.46	1.001	448.81	1.001	444.57	NM
SB915-PZ-08-(8-6)	454.3	456.48	446.6 - 448.6	Dry	NM	Dry	NM	Dry	NM	447.57	NS	448.89	1.001	Dry	NM
SB915-PZ-08-(6-4)	454.5	456.48	448.8 - 450.8	Dry	NM	Dry	NM	Dry	NM	Dry	NM	448.94	NS	Dry	NM
SB915-PZ-09-(10-8)	449.8	452.54	440.8 - 442.8	441.33	NS	Dry	NM	444.73	1.000	447.26	1.000	448.67	1.001	441.38	NM
SB915-PZ-09-(8-6)	449.7	452.27	442.5 - 444.5	Dry	NM	Dry	NM	444.80	1.001	447.32	1.001	448.74	1.001	441.60	NM
SB915-PZ-09-(6-4)	449.7	452.05	444.4 - 446.4	Dry	NM	Dry	NM	Dry	NM	447.25	1.000	448.67	1.001	Dry	NM
SB915-PZ-10-(10-8)	451.5	453.01	441.3 - 443.3	Dry	NM	Dry	NM	444.80	1.001	447.29	1.000	448.69	1.000	442.61	NM
SB915-PZ-10-(8-6)	451.3	453.04	443.2 - 445.2	Dry	NM	Dry	NM	444.79	NS	447.28	1.000	448.72	1.001	442.73	NM
SB915-PZ-10-(6-4)	451.1	453.14	446.1 - 448.1	Dry	NM	Dry	NM	Dry	NM	447.36	1.000	448.80	1.001	Dry	NM
Weir Box	NA	451.00	NA	439.75	1.001	437.72	1.002	443.31	1.001	444.89	1.000	447.32	1.000	442.66	NM

Notes:
ft amsl: feet above mean sea level
Global Vertical Reference Datum: North American Verical Datum of 1988
NA: Not available
NM: Not measured
NS: Not enough water for specific gravity sample

Table B-6
Honeywell
Wastebeds 9-15 SWSR Pre-Design Investigation
Groundwater Elevations Summary

ENVIRONMENT & HEALTH

Monitoring Well ID	Ground Elevation (ft amsl)	Well Casing Elevation (ft amsl)	Screen Interval Elevation (ft amsl)	Groundwater Elevation (ft amsl)	Specific Gravity	Groundwater Elevation (ft amsl)	Specific Gravity	Groundwater Elevation (ft amsl)	Specific Gravity	Groundwater Elevation (ft amsl)	Specific Gravity	Groundwater Elevation (ft amsl)	Specific Gravity	Groundwater Elevation (ft amsl)	Specific Gravity
				3/9/2011		4/25/2011		5/20/2011		7/18/2011		8/31/2011		11/2/2011	
SB915-MW-34S	454.2	455.5	435.27 - 445.27	449.21	1.001	450.65	NM	NM	NM	438.89	NM	438.5	NM	447.34	NM
SB915-MW-35S	452.8	454.6	444.80 - 434.80	450.25	1.002	NM	NM	NM	NM	441.06	NM	435.54	NM	446.69	NM
SB915-MW-36D	454.0	454.9	346.00 - 336.00	375.8	NM	NM	NM	NM	NM	373.51	NM	373.29	NM	374.49	NM
SB915-MW-36I	453.9	456.4	401.90 - 391.90	424.66	NM	NM	NM	NM	NM	421.09	NM	417.85	NM	421.82	NM
SB915-MW-36S	453.9	456.5	445.90 - 435.90	450.7	1.002	NM	NM	NM	NM	439.43	NM	438.44	NM	448.12	NM
SB915-MW-74	454.5	456.7	435.01 - 445.01	448.2	1.002	450.39	NM	449.95	1.003	437.74	NM	438.92	NM	447.23	NM
SB915-MW-75	454.1	455.9	434.46 - 444.46	448.65	1.002	Broken	NM	448.99	1.002	438.34	NM	439.59	NM	447.3	NM
SB915-MW-76	454.5	457.0	435.60 - 445.60	448.04	1.001	450.76	NM	450.19	1.002	438.13	NM	438.45	NM	447.35	NM
SB915-MW-77	454.5	456.3	435.03 - 445.03	448.81	1.001	450.67	NM	450.3	1.002	439.12	NM	439.02	NM	447.39	NM
SB915-MW-78	454.0	455.97	435.9 - 445.9	448.48	1.002	450.52	NM	450.18	1.003	439.06	NM	438.58	NM	447.33	NM
SB915-MW-79	450.7	452.61	430.8 - 440.8	449.34	1.002	450.46	NM	450.39	1.001	439.24	NM	439.58	NM	447.33	NM
SB915-MW-80	449.8	452.62	430.8 - 440.8	446.95	1.001	450.6	NM	Flooded	NM	438.99	NM	439.68	NM	447.32	NM
SB915-MW-81	451.5	453.32	431.8 - 441.8	446.95	1.002	450.51	NM	450.11	1.003	438.94	NM	439.76	NM	447.31	NM
SB915-MW-82	453.4	455.25	434.2 - 444.2	448.6	1.001	450.46	NM	450.13	1.002	438.65	NM	438.59	NM	447.24	NM
SB915-MW-83	452.5	454.15	432.4 - 442.4	448.88	1.002	450.61	NM	450.29	1.002	439.2	NM	438.94	NM	447.34	NM
SB915-PZ-08-(10-8)	454.4	456.62	444.8 - 446.8	448.42	1.001	450.78	NM	450.36	1.002	Dry	NM	Dry	NM	447.41	NM
SB915-PZ-08-(8-6)	454.3	456.48	446.6 - 448.6	448.68	1.001	450.79	NM	450.43	1.002	Dry	NM	Dry	NM	447.42	NM
SB915-PZ-08-(6-4)	454.5	456.48	448.8 - 450.8	449.03	1.001	Broken	NM	450.46	1.002	Dry	NM	Dry	NM	Dry	NM
SB915-PZ-09-(10-8)	449.8	452.54	440.8 - 442.8	Frozen	NM	450.75	NM	Flooded	NM	Dry	NM	Dry	NM	447.26	NM
SB915-PZ-09-(8-6)	449.7	452.27	442.5 - 444.5	Frozen	NM	450.79	NM	Flooded	NM	Dry	NM	Dry	NM	447.32	NM
SB915-PZ-09-(6-4)	449.7	452.05	444.4 - 446.4	Frozen	NM	450.59	NM	Flooded	NM	Dry	NM	Dry	NM	447.27	NM
SB915-PZ-10-(10-8)	451.5	453.01	441.3 - 443.3	448.93	1.002	450.43	NM	450.07	1.002	Dry	NM	Dry	NM	447.24	NM
SB915-PZ-10-(8-6)	451.3	453.04	443.2 - 445.2	448.75	1.002	450.54	NM	450.06	1.002	Dry	NM	Dry	NM	447.26	NM
SB915-PZ-10-(6-4)	451.1	453.14	446.1 - 448.1	Frozen	NM	450.5	NM	450.15	1.002	Dry	NM	Dry	NM	447.32	NM
Weir Box	NA	451.00	NA	449.14	NM	449.28	NM	449.24	NM	Dry	NM	438.14	NM	445.88	NM

Notes:
ft amsl: feet above mean sea level
Global Vertical Reference Datum: North American Verical Datum of 1988
NA: Not available
NM: Not measured
NS: Not enough water for specific gravity sample

Table B-6
Honeywell
Wastebeds 9-15 SWSR Pre-Design Investigation
Groundwater Elevations Summary

ENVIRONMENT & HEALTH

Monitoring Well ID	Ground Elevation (ft amsl)	Well Casing Elevation (ft amsl)	Screen Interval Elevation (ft amsl)	Groundwater Elevation (ft amsl)	Specific Gravity	Groundwater Elevation (ft amsl)	Specific Gravity	Groundwater Elevation (ft amsl)	Specific Gravity	Groundwater Elevation (ft amsl)	Specific Gravity	Groundwater Elevation (ft amsl)	Specific Gravity	Groundwater Elevation (ft amsl)	Specific Gravity
				1/19/2012		3/2/2012		4/19/2012		6/22/2012		8/24/2012		10/25/2012	
SB915-MW-34S	454.2	455.5	435.27 - 445.27	449.18	NM	446.13	NM	442.20	1.001	438.30	NM	435.71	NS	Dry	NS
SB915-MW-35S	452.8	454.6	444.80 - 434.80	448.76	NM	446.18	NM	442.12	1.002	441.24	NM	438.69	NS	436.65	NS
SB915-MW-36D	454.0	454.9	346.00 - 336.00	375.18	NM	374.86	NM	374.12	1.006	373.57	NM	372.71	NS	372.59	1.008
SB915-MW-36I	453.9	456.4	401.90 - 391.90	424.99	NM	424.69	NM	423.55	1.004	418.58	NM	Destroyed	-	413.17	1.004
SB915-MW-36S	453.9	456.5	445.90 - 435.90	449.87	NM	446.68	NM	442.99	1.002	439.67	NM	Dry	NS	Dry	NS
SB915-MW-74	454.5	456.7	435.01 - 445.01	449.02	NM	446.02	NM	442.30	1.001	437.25	NM	435.11	NS	435.03	NS
SB915-MW-75	454.1	455.9	434.46 - 444.46	449.08	NM	446.08	NM	442.27	1.002	437.52	NM	Dry	NS	Dry	NS
SB915-MW-76	454.5	457.0	435.60 - 445.60	449.15	NM	446.12	NM	442.27	1.002	437.60	NM	Dry	NS	Dry	NS
SB915-MW-77	454.5	456.3	435.03 - 445.03	449.24	NM	446.19	NM	442.31	1.002	438.56	NM	Dry	NS	Dry	NS
SB915-MW-78	454.0	455.97	435.9 - 445.9	NA	NM	445.54	NM	NA	NM	NA	NM	NA	NM	NA	NM
SB915-MW-79	450.7	452.61	430.8 - 440.8	449.15	NM	446.17	NM	442.25	1.002	438.39	NM	Dry	NS	Dry	NS
SB915-MW-80	449.8	452.62	430.8 - 440.8	449.05	NM	446.16	NM	442.23	1.001	438.24	NM	Dry	NS	Dry	NS
SB915-MW-81	451.5	453.32	431.8 - 441.8	449.15	NM	446.1	NM	442.81	1.002	438.22	NM	Dry	NS	Dry	NS
SB915-MW-82	453.4	455.25	434.2 - 444.2	449.09	NM	446.03	NM	442.08	1.002	437.99	NM	Dry	NS	Dry	NS
SB915-MW-83	452.5	454.15	432.4 - 442.4	449.14	NM	446.15	NM	442.26	1.002	438.64	NM	Dry	NS	Dry	NS
SB915-PZ-08-(10-8)	454.4	456.62	444.8 - 446.8	449.39	NM	446.21	NM	Dry	Dry	Dry	NM	Dry	NS	Dry	NS
SB915-PZ-08-(8-6)	454.3	456.48	446.6 - 448.6	449.81	NM	446.66	NM	Dry	Dry	Dry	NM	Dry	NS	Dry	NS
SB915-PZ-08-(6-4)	454.5	456.48	448.8 - 450.8	450	NM	Dry	NM	Dry	Dry	Dry	NM	Dry	NS	Dry	NS
SB915-PZ-09-(10-8)	449.8	452.54	440.8 - 442.8	449.07	NM	446.1	NM	442.16	NS	Dry	NM	Dry	NS	Dry	NS
SB915-PZ-09-(8-6)	449.7	452.27	442.5 - 444.5	449.11	NM	446.17	NM	Dry	Dry	Dry	NM	Dry	NS	Dry	NS
SB915-PZ-09-(6-4)	449.7	452.05	444.4 - 446.4	449.05	NM	446.17	NM	Dry	Dry	Dry	NM	Dry	NS	Dry	NS
SB915-PZ-10-(10-8)	451.5	453.01	441.3 - 443.3	449.08	NM	446.08	NM	442.19	NS	Dry	NM	Dry	NS	Dry	NS
SB915-PZ-10-(8-6)	451.3	453.04	443.2 - 445.2	449.12	NM	446.06	NM	Dry	Dry	Dry	NM	Dry	NS	Dry	NS
SB915-PZ-10-(6-4)	451.1	453.14	446.1 - 448.1	449.14	NM	Dry	NM	Dry	Dry	Dry	NM	Dry	NS	Dry	NS
Weir Box	NA	451.00	NA	447.73	NM	444.68	NM	440.49	1.002	Dry	NM	Dry	NS	Dry	NS

Notes:
ft amsl: feet above mean sea level
Global Vertical Reference Datum: North American Verical Datum of 1988
NA: Not available
NM: Not measured
NS: Not enough water for specific gravity sample

Table B-6
Honeywell
Wastebeds 9-15 SWSR Pre-Design Investigation
Groundwater Elevations Summary

ENVIRONMENT & HEALTH

Monitoring Well ID	Ground Elevation (ft amsl)	Well Casing Elevation (ft amsl)	Screen Interval Elevation (ft amsl)	Groundwater Elevation (ft amsl) 2/22/2013	Groundwater Elevation (ft amsl) 7/1/2013	Groundwater Elevation (ft amsl) 9/13/2013	Groundwater Elevation (ft amsl) 11/1/2013	Groundwater Elevation (ft amsl) 12/27/2013	Groundwater Elevation (ft amsl) 5/14/2014	Groundwater Elevation (ft amsl) 5/29/2014	Groundwater Elevation (ft amsl) 12/30/2014
SB915-MW-34S	454.2	455.5	435.27 - 445.27	446.1	NM	435.73	Dry	448.56	448.12	446.66	441.03
SB915-MW-35S	452.8	454.6	444.80 - 434.80	446.30	NM	NM	440.97	447.77	NM	NM	441.79
SB915-MW-36D	454.0	454.9	346.00 - 336.00	374.04	374.67	373.32	NM	NM	375.97	NM	374.00
SB915-MW-36I	453.9	456.4	401.90 - 391.90	432.66	431.38	416.31	NM	NM	429.67	NM	414.64
SB915-MW-36S	453.9	456.5	445.90 - 435.90	446.70	446.04	Dry	NM	NM	448.62	NM	442.42
SB915-MW-74	454.5	456.7	435.01 - 445.01	446.00	445.24	Dry	Dry	448.42	447.98	446.60	440.68
SB915-MW-75	454.1	455.9	434.46 - 444.46	446.07	445.36	NM	Dry	448.48	448.04	446.64	440.79
SB915-MW-76	454.5	457.0	435.60 - 445.60	446.07	445.34	Dry	Dry	448.52	448.16	446.68	440.72
SB915-MW-77	454.5	456.3	435.03 - 445.03	446.09	445.42	Dry	Dry	448.56	448.18	446.48	441.02
SB915-MW-78	454.0	455.97	435.9 - 445.9	Destroyed	Destroyed	Destroyed	Destroyed	Destroyed	Destroyed	Destroyed	Destroyed
SB915-MW-79	450.7	452.61	430.8 - 440.8	446.07	445.36	433.14	437.30	448.57	448.29	446.65	440.97
SB915-MW-80	449.8	452.62	430.8 - 440.8	446.02	445.33	432.80	437.72	448.54	448.61	446.80	440.80
SB915-MW-81	451.5	453.32	431.8 - 441.8	446.08	445.37	Dry	Dry	448.52	448.12	446.67	440.82
SB915-MW-82	453.4	455.25	434.2 - 444.2	446.04	445.39	Dry	Dry	448.53	448.15	446.64	440.98
SB915-MW-83	452.5	454.15	432.4 - 442.4	446.05	445.37	Dry	Dry	448.52	447.75	446.61	441.05
SB915-PZ-08-(10-8)	454.4	456.62	444.8 - 446.8	446.13	445.54	Dry	Dry	448.61	448.10	446.77	Dry
SB915-PZ-08-(8-6)	454.3	456.48	446.6 - 448.6	446.64	446.72	Dry	Dry	448.77	448.23	446.68	Dry
SB915-PZ-08-(6-4)	454.5	456.48	448.8 - 450.8	Dry	Dry	Dry	Dry	Dry	448.58	Dry	Dry
SB915-PZ-09-(10-8)	449.8	452.54	440.8 - 442.8	445.98	445.27	Dry	Dry	448.49	448.66	446.76	Dry
SB915-PZ-09-(8-6)	449.7	452.27	442.5 - 444.5	446.04	445.36	Dry	Dry	448.58	448.70	446.82	Dry
SB915-PZ-09-(6-4)	449.7	452.05	444.4 - 446.4	446.07	445.35	Dry	Dry	448.59	448.78	446.90	Dry
SB915-PZ-10-(10-8)	451.5	453.01	441.3 - 443.3	446.03	445.30	Dry	Dry	448.49	448.07	446.66	Dry
SB915-PZ-10-(8-6)	451.3	453.04	443.2 - 445.2	446.05	445.32	Dry	Dry	448.48	448.09	446.64	Dry
SB915-PZ-10-(6-4)	451.1	453.14	446.1 - 448.1	Dry	Dry	Dry	Dry	448.69	449.16	446.67	Dry
Weir Box	NA	451.00	NA	444.57	443.87	Dry	Dry	447.01	446.68	445.19	439.13

Notes:
ft amsl: feet above mean sea level
Global Vertical Reference Datum: North American Verical Datum of 1988
NA: Not available
NM: Not measured
NS: Not enough water for specific gravity sample

Table B-6
Honeywell
Wastebeds 9-15 SWSR Pre-Design Investigation
Groundwater Elevations Summary

Monitoring Well ID	Ground Elevation (ft amsl)	Well Casing Elevation (ft amsl)	Screen Interval Elevation (ft amsl)	Groundwater Elevation (ft amsl) 3/13/2015	Groundwater Elevation (ft amsl) 6/5/2015
SB915-MW-34S	454.2	455.5	435.27 - 445.27	435.77	443.36
SB915-MW-35S	452.8	454.6	444.80 - 434.80	440.11	442.65
SB915-MW-36D	454.0	454.9	346.00 - 336.00	373.14	374.65
SB915-MW-36I	453.9	456.4	401.90 - 391.90	414.87	423.59
SB915-MW-36S	453.9	456.5	445.90 - 435.90	Dry	444.04
SB915-MW-74	454.5	456.7	435.01 - 445.01	435.18	442.86
SB915-MW-75	454.1	455.9	434.46 - 444.46	Dry	443.42
SB915-MW-76	454.5	457.0	435.60 - 445.60	Dry	443.46
SB915-MW-77	454.5	456.3	435.03 - 445.03	Dry	443.46
SB915-MW-78	454.0	455.97	435.9 - 445.9	Destroyed	Destroyed
SB915-MW-79	450.7	452.61	430.8 - 440.8	437.01	443.39
SB915-MW-80	449.8	452.62	430.8 - 440.8	436.43	443.34
SB915-MW-81	451.5	453.32	431.8 - 441.8	Dry	443.38
SB915-MW-82	453.4	455.25	434.2 - 444.2	Dry	443.39
SB915-MW-83	452.5	454.15	432.4 - 442.4	Dry	443.29
SB915-PZ-08-(10-8)	454.4	456.62	444.8 - 446.8	Dry	Dry
SB915-PZ-08-(8-6)	454.3	456.48	446.6 - 448.6	Dry	Dry
SB915-PZ-08-(6-4)	454.5	456.48	448.8 - 450.8	Dry	Dry
SB915-PZ-09-(10-8)	449.8	452.54	440.8 - 442.8	Dry	443.3
SB915-PZ-09-(8-6)	449.7	452.27	442.5 - 444.5	Dry	443.41
SB915-PZ-09-(6-4)	449.7	452.05	444.4 - 446.4	Dry	Dry
SB915-PZ-10-(10-8)	451.5	453.01	441.3 - 443.3	Dry	443.34
SB915-PZ-10-(8-6)	451.3	453.04	443.2 - 445.2	Dry	443.53
SB915-PZ-10-(6-4)	451.1	453.14	446.1 - 448.1	Dry	Dry
Weir Box	NA	451.00	NA	Dry	441.55

Notes:
ft amsl: feet above mean sea level
Global Vertical Reference Datum: North American Verical Datum of 1988
NA: Not available
NM: Not measured
NS: Not enough water for specific gravity sample

TABLE B-7: Area Velocity Meter SB14-MH-01

Rainfall and Runoff Event Summary Table

Event No.	Flow Measurement Dates	Peak Flow Rate (gpm)	Volume (gallons)	Rainfall Event Dates	Rainfall (in)	Ground Water Above Grade (450.0 ft)*	Maximum Ground Water Elevation (ft)	Temperature (F)** MIN	MAX	Comment
1	6/12/2009	1	430	6/11/09 to 6/12/09	3.17	No	442.21	62	72	
2	6/17/09 to 6/23/09	2	7,000	6/17/09 to 6/21/09	2.02	No	441.05	53	78	
3	6/29/09 to 6/30/09	1	1,260	6/29/09 to 6/30/09	0.60	No	439.30	61	72	
4	7/11/09 to 7/12/09	3	440	7/11/2009	0.65	No	436.12	52	75	
5	8/11/09 to 8/25/09	9	66,710	8/9/09 to 8/11/09	2.92	No	438.77	61	91	
				8/17/09 to 8/24/09	0.76					
6	9/23/09 to 9/29/09	36	2,580	9/23/2009	0.27	No	432.53	68	82	
				9/26/09 to 9/29/09	1.34	No	432.53	41	67	
7	10/2/09 to 10/4/09	1	2,310	10/2/09 to 10/3/09	0.40	No	433.20	45	70	
8	10/7/09 to 10/8/09	1	1,185	10/6/09 to 10/7/09	0.55	No	433.20	48	56	
9	12/12/2009	77	6,082	None	None	No	443.51	18	32	Data likely affected by freezing within manhole and on meter probe. See note 1.
10	12/31/2009	3	71	12/25/09 to 12/27/09	0.86	No	445.67	25	33	
11	1/22/10 to 1/23/10	625	343,640	None	None	No	444.64	11	36	Data likely affected by freezing within manhole and on meter probe. See note 1.
12	1/25/2010	1	164	1/24/2010	0.25	No	447.62	35	55	
13	1/27/10 to 1/28/10	9	1,640	None	None	No	449.09	13	31	Data likely affected by freezing within manhole and on meter probe. See note 1.
14	1/28/10 to 1/30/10	422	196,881	None	None	No	449.09	-10	30	Data likely affected by freezing within manhole and on meter probe. See note 1.
15	2/2/2010	4	639	None	None	No	448.55	21	29	Data likely affected by freezing within manhole and on meter probe. See note 1.
16	2/5/10 to 2/6/10	142	27,497	None	None	No	447.94	7	29	Data likely affected by freezing within manhole and on meter probe. See note 1.
17	3/11/10 to 4/9/10	57	9,754,301	None	None	Yes	450.08	16	87	Ground water above grade elevation for 83.5 hours between 3/14/2010 to 3/18/2010. See note 1. See not 2.
18	5/3/10 to 5/9/10	3	8,811	5/3/10 to 5/6/10	1.21	No	444.81	33	81	First event affected by roadway constructed between collection swale and Shrub Willow plot.
				5/8/10 to 5/10/10	1.13					
19	5/13/10 to 5/28/10	2	11,469	5/11/10 to 5/14/10	0.085	No	444.65	34	88	
				5/18/2010	0.03					
20	6/6/2010	1	26	6/5/10 to 6/6/10	1.69	No	442.20	49	64	

RAMBOLL

TABLE B-7: Area Velocity Meter SB14-MH-01										
Rainfall and Runoff Event Summary Table										
Event No.	Flow Measurement Dates	Peak Flow Rate (gpm)	Volume (gallons)	Rainfall Event Dates	Rainfall (in)	Ground Water Above Grade (450.0 ft)*	Maximum Ground Water Elevation (ft)	Temperature (F)** MIN	MAX	Comment
21	6/22/10 to 6/29/10	1	3,194	6/26/10 to 6/28/10	2.3	No	442.37	57	85	
22	7/14/10 to 7/22/10	1	3,339	7/16/2010	0.03	No	440.51	64	88	Measurements are likely probe error and influenced by pooled water in pipe.
				7/17/10 & 7/21/10	0.04					
23	7/23/2010	2	15	7/23/2010	2.22	No	439.66	65	79	
24	8/22/2010	1	20	8/22/2010	3.92	No	440.42	64	67	
25	10/26/10 to 11/1/10	2	6,711	10/21/10 to 10/31/10	1.66	No	447.19	32	73	
26	11/19/10 to 11/20/10	0.4	138	11/14/10 to 11/19/10	1.18	No	446.68	31	47	
27	12/1/10 to 12/2/10	2	351	11/30/10 to 12/2/10	1.5	No	449.02	29	60	
28	3/6/2011 to 3/10/2011	2,098	9,952,614	3/6/2011 to 3/10/2011	0.7	Yes	450.79	11	53	Groundwater was above grade elevation between 3/6/11 and 4/15/11. High water levels in the Salt Marsh damaged flow meters. Meter was re-installed in Late November 2011.
29	8/14/2012 to 8/21/2012	4	6,742	8/14/2012	0.79	No	432.24	51	83	Total flow is elevated due to water pooled around probe for an extended duration.
30	12/26/2012	0.23	59	12/26/2012	0.52	No	446.93	10	29	Data likely affected by freezing within manhole and on meter probe. See note 1.
31	1/30/2013 to 2/4/2013	28	22,459	1/29/2013 to 1/31/13	0.87	No	448.61	1	63	
32	2/11/2013 to 2/12/2013	0.13	90	2/11/2013	0.1	No	447.24	27	47	Data likely affected by freezing within manhole and on meter probe. See note 1.
33	2/17/2013 to 2/21/2013	30.32	25,926	2/19/2013	0.12	No	446.83	12	40	
34	3/14/2013 to 3/18/2013	2	891	3/15/2013 and 3/18/2013	0.01	No	448.81	14	37	Data likely affected by freezing within manhole and on meter probe. See note 1.
35	5/29/2013 to 7/03/2013	0.61	6,290	5/29/2013	1.34	No	447.83	46	91	Pooled water within pipe likely caused continual readings between events.
				6/2/2013	0.05					
				6/6/2013 to 6/8/2013	2.22					
				6/10/2013 to 6/11/2013	0.55					
				6/13/2013	1.04					
				6/16/2013 to 6/18/2014	0.26					
				6/23/2013 to 7/2/2013	2.18					

RAMBOLL

TABLE B-7: Area Velocity Meter SB14-MH-01									
Rainfall and Runoff Event Summary Table									
Event No.	Flow Measurement Dates	Peak Flow Rate (gpm)	Volume (gallons)	Rainfall Event Dates	Rainfall (in)	Ground Water Above Grade (450.0 ft)*	Maximum Ground Water Elevation (ft)	Temperature (F)** MIN MAX	Comment

Notes

* This is the ground elevation within each of the runoff measurement swales. The invert elevations of the 12-inch pipes connecting these swales to the marsh is also 450.0 feet. Ground elevation of marsh area at location of MW-80 is 449.76 feet.

** Temperatures are not sustained above or below freezing. This column indicates if temperatures temporarily increased above freezing during the event dates.

None - No Data Recorded

1. Runoff events during the winter and early spring months are affected by either freezing within the pipe and around the flow meter probe, by elevated ground water levels, or by snow melt. The peak flow rate and volume for each runoff event is calculated based on measured flow depth, pipe slope, and manning's equation for pipe flow. However, the conditions listed above could also result in standing water in the pipe for which there is no velocity, peak flow rate, or volume. Therefore, the peak flow rate and volume data reported for the identified events may be inaccurate.

2. A runoff event was measured between 7/3/10 through 7/6/10 . However, the event was not included in the table because the data is thought to be inaccurate. The data was highly variable and included flow rates out of the acceptable range. In addition, the runoff event does not correspond with a large precipitation event or instance of above-freezing temperatures.

TABLE B-8: Area Velocity Meter SB14-MH-02

Rainfall and Runoff Event Summary Table

Event No.	Flow Measurement Dates	Peak Flow Rate (gpm)	Volume (gallons)	Rainfall Event Dates	Rainfall (in)	Ground Water Above Grade (450.0 ft)*	Maximum Ground Water Elevation (ft)	Temperature (F)** MIN	MAX	Comment
1	12/28/2008 to 1/8/2009	924	8,744,640	12/24/2008	0.83	No	448.14	26	48	On 12/24/2008 temperatures increased to above freezing, the temperature was over 60 degrees on 12/28/2008, then decreased below freezing on 12/30/2008. Ground water was above grade elevation for all rainfall event dates. See note 1.
				12/26/2008 to 12/27/2008	0.49	No	449.60	24	58	
				12/30/2008	0.01	Yes	450.32	25	38	
2	2/14/2009 to 2/19/2009	292	1,664,500	2/11/2009 to 2/14/2009	0.95	No	450.00	18	55	Ground water above grade elevation for one hour between
				2/18/2009 to 2/19/2009	0.17	No	449.86	18	38	2/11/2009 to 2/14/2009. See note 1.
3	2/28/2009	559	4,660	2/26/2009 to 2/27/2009	0.15	No	449.51	10	23	See note 1.
4	3/8/2009 to 3/9/2009	290	9,520	3/7/2009 to 3/9/2009	1.73	Yes	450.33	29	48	Ground water above grade elevation for 21 hours on 3/9/2009. See note 1.
5	3/19/2009 to 4/2/2009	672	2,773,700	3/18/2009 to 3/19/2009	0.29	Yes	450.08	33	60	Ground water above grade elevation for 41 hours between 3/18/2009 to 3/19/2009. See note 1.
				3/26/2009	0.18	No	449.31	43	48	
				3/29/2009 to 4/1/2009	0.69	No	449.02	34	59	
6	4/22/2009 to 5/6/2009	18	1,266,030	4/20/2009 to 4/23/2009	0.32	No	448.53	37	63	Data likely affected by freezing within manhole and on meter probe. See note 1.
				4/28/2009	0.05	No	446.68	43	83	
				4/30/2009 to 5/2/2009	0.46	No	446.26	38	73	
				5/6/2009	0.05	No	445.34	50	67	
7	5/26/2009 to 6/8/09	3	34,770	5/25/2009 to 5/31/2009	0.85	No	442.81	36	76	
8	6/11/09 to 6/12/09	4	10,560	6/11/09 to 6/12/09	3.17	No	442.21	62	72	
9	7/11/09 to 7/12/09	2	1,210	7/11/2009	0.65	No	436.21	52	75	
10	9/25/2009	142	1,440	None	None	No	432.53	43	62	Due to flushing by O'Brien & Gere.
11	10/28/09 to 10/29/09	1	1,135	10/28/2009	1.33	No	438.80	48	53	
12	11/28/09 to 11/30/09	1,282	110,060	11/30/2009	0.39	No	440.90	32	58	
13	11/28/09 to 12/12/09	937	269,000	11/25/09 to 11/30/09	1.11	No	443.56	17	58	
				12/3/2009	0.18					
				12/8/09 to 12/9/09	0.58					
14	12/17/2009	1,335	448,133	None	None	No	444.66	9	23	Data likely affected by freezing within manhole and on meter probe. See note 1.
15	12/31/09 to 1/21/10	1,319	215,826	1/1/2010	0.01	No	445.74	-4	42	Data likely affected by freezing within manhole and on meter probe. See note 1.
				1/14/10 to 1/15/10	0.03					
				1/17/10 to 1/19/10	0.13					
16	1/24/10 to 1/28/10	1,333	242,348	1/25/2010	0.25	No	449.09	13	55	Data likely affected by freezing within manhole and on meter probe. See note 1.
17	1/30/10 to 1/31/10	1,333	637,568	None	None	No	449.00	-10	24	Data likely affected by freezing within manhole and on meter probe. See note 1.

RAMBOLL

TABLE B-8: Area Velocity Meter SB14-MH-02

Rainfall and Runoff Event Summary Table

Event No.	Flow Measurement Dates	Peak Flow Rate (gpm)	Volume (gallons)	Rainfall Event Dates	Rainfall (in)	Ground Water Above Grade (450.0 ft)*	Maximum Ground Water Elevation (ft)	Temperature (F)** MIN	MAX	Comment
18	2/17/10 to 4/12/10	1,024	5,506,302	2/16/10 to 2/17/10	0.02	Yes	450.08	12	87	Ground water above grade elevation for 83.5 hours between 3/14/2010 to 3/18/2010. See note 1.
				3/13/10 to 3/14/10	0.02					
19	4/18/10 to 4/20/10	0.4	659	4/16/10 to 4/18/10	0.84	No	447.30	37	65	
20	5/3/10 to 5/4/10	0.2	68	5/3/10 to 5/4/10	0.50	No	444.81	50	72	
21	5/6/10 to 5/14/10	1	2,727	5/5/10 to 5/9/10	1.84	No	444.47	29	77	
				5/11/10 to 5/14/10	0.85					
22	6/6/10 to 6/7/10	2	1,724	6/5/10 to 6/6/10	1.69	No	442.20	48	68	
23	6/22/10 to 7/1/10	2	18,342	6/22/10 to 6/28/10	2.34	No	442.37	48	85	
24	7/25/10 to 8/22/10	2	60,051	7/23/10 to 7/25/10	3.55	No	442.26	49	87	Water was observed pooled on the bottom of the pipe around the area-velocity meter. This caused for a continual reading of flow through the pipe when no flow may have been actually present in the pipe. Data for this periods likely does not reflect actual conditions.
				7/28/10 to 7/29/10	0.09					
				8/1/2010	0.03					
				8/3/2010	0.36					
				8/5/2010	0.41					
				8/7/2010	0.02					
				8/9/10 to 8/10/10	0.58					
				8/15/10 to 8/16/10	1.49					
				8/22/2010	3.92					
25	9/12/10 to 10/12/10	2	50,789	9/12/10 to 9/13/10	0.11	No	446.45	35	90	Water was observed pooled on the bottom of the pipe around the area-velocity meter. This caused for a continual reading of flow through the pipe when no flow may have been actually present in the pipe. Data for this periods likely does not reflect actual conditions.
				9/15/10 to 9/16/10	0.71					
				9/18/2010	0.01					
				9/22/10 to 9/23/10	0.14					
				9/27/10 to 9/28/10	1.28					
				9/30/10 to 10/1/10	3.09					
				10/4/10 to 10/7/10	0.82					
26	10/22/2010	2	83	10/21/10 to 10/22/10	0.27	No	446.89	37	46	
27	10/25/10 to 11/1/10	3	13,982	10/23/10 to 10/27/10	0.94	No	447.19	32	73	
				10/29/10 to 11/1/10	0.46					
28	11/10/10 to 11/11/10	1	141	11/9/2010	0.01	No	446.78	27	55	
29	11/16/10 to 11/17/10	0	131	11/15/10 to 11/17/10	0.87	No	446.04	36	55	
30	11/18/10 to 11/20/10	1	1,715	11/18/10 to 11/19/10	0.30	No	446.68	31	47	
31	11/22/10 to 11/28/10	2	6,255	11/22/10 to 11/23/10	0.42	No	447.59	25	63	
				11/25/10 to 11/26/10	0.31					
32	11/30/10 to 12/7/10	3	14,315	11/30/10 to 12/3/10	1.50	No	449.31	22	60	
33	3/3/11 to 3/10/11	1335.07	6,532,497	3/5/11 to 3/7/11	1.47	Yes	451.38	5	53	Groundwater was above grade between 3/6/11 and 4/12/11. Groundwater elevation shorted out the probes on 3/10/11. Meter was reinstalled in late November
				3/11/2011	0.41					
34	11/29/11 to 11/30/11	1.26	1,445	11/29/11 to 11/30/11	0.56	No	447.73	31	66	
35	12/18/2011	10.28	6,900	None	None	No	446.62	10	32	Data likely affected by freezing within manhole and on meter probe. See note 1.
36	12/24/11 to 12/25/11	133.44	39,584	None	None	No	447.89	18	45	Data likely affected by freezing within manhole and on meter probe. See note 1.

RAMBOLL

TABLE B-8: Area Velocity Meter SB14-MH-02

Rainfall and Runoff Event Summary Table

Event No.	Flow Measurement Dates	Peak Flow Rate (gpm)	Volume (gallons)	Rainfall Event Dates	Rainfall (in)	Ground Water Above Grade (450.0 ft)*	Maximum Ground Water Elevation (ft)	Temperature (F)** MIN	MAX	Comment
37	1/14/12 to 1/16/12	1334.1	1,408,635	1/14/12 to 1/16/12	0.09	No	448.29	-5	38	Data likely affected by freezing within manhole and on meter probe. See note 1.
38	1/19/12 to 1/23/12	1330.3	1,384,891	1/19/12 to 1/23/12	0.08	No	449.18	5	51	Data likely affected by freezing within manhole and on meter probe. See note 1.
39	2/7/12 to 2/9/12	383.5	91,344	None	None	No	449.34	18	44	Data likely affected by freezing within manhole and on meter probe. See note 1.
40	3/5/12 to 3/6/12	329.7	352,896	None	None	No	447.42	15	43	Data likely affected by freezing within manhole and on meter probe. See note 1.
41	4/3/12 to 4/4/12	19.8	28,648	4/3/12 to 4/4/12	0.50	No	444.61	23	56	
42	9/18/2012	14.8	4,289	9/18/2012	1.45	No	432.24	55	77	
43	10/14/12 to 10/25/12	9.4	124,451	10/14/12 to 10/25/12	1.74	No	432.24	36	76	Measurements likely probe error. Site visits during this time period confirm that water was not flowing through system. Flow increases do not correspond with rainfall events during time period. Periods of flow measurements that may correspond with storm events are presented below as events 43a, 43b, and 43c.
43a	10/14/2012	8.7	10,823	10/14/2012	0.55	No	432.24	52	73	
43b	10/19/2012	9.4	12,074	10/19/2012	0.71	No	432.24	51	66	
43c	10/23/2012	9.2	10,346	10/23/2013	0.41	No	432.24	46	54	
44	11/24/2012 to 12/3/2012	25.2	61,794	11/24/12 to 12/3/12	0.30	No	434.07	54	25	
45	1/8/13 to 1/18/13	574.7	277,519	1/11/2013 1/16/2013	0.19 0.02	No	449.09	12	60	Data likely affected by freezing within manhole and on meter probe. See note 1.
46	1/22/13 to 1/29/13	1334.9	4,462,088	1/29/2013	0.30	No	448.46	-7	47	Flow measurements become elevated when temperatures are below freezing, and return to baseline when temperatures are above freezing. Meter reads at baseline while approximately 1 inch of rainfall occurs at above freezing temperatures between 1/29/12 and 1/31/12. Elevated flow measurements likely caused by freezing within manhole and on meter probe.
47	3/6/2013	639.2	322,479	None	None	No	447.78	23	44	Flow measurements become elevated when temperatures are below freezing, and return to baseline when temperatures are above freezing. Elevated flow measurements likely caused by freezing within manhole and on meter probe.
48	3/17/2013 to 3/18/2013	772.6	890,904	3/18/2013	0.01	No	448.57	14	36	Flow measurements become elevated when temperatures are below freezing, and return to baseline when temperatures are above freezing. Elevated flow measurements likely caused by freezing within manhole and on meter probe.

Notes

* This is the ground elevation within each of the runoff measurment swales. The invert elevations of the 12-inch pipes connecting these swales to the marsh is also 450.0 feet. Ground elevation of marsh area at location of MW-80 is 449.76 feet.

** Temperatures are not sustained above or below freezing. This column indicates if temperatures temporarily increased above freezing during the event dates.

RAMBOLL

TABLE B-8: Area Velocity Meter SB14-MH-02									
Rainfall and Runoff Event Summary Table									
Event No.	Flow Measurement Dates	Peak Flow Rate (gpm)	Volume (gallons)	Rainfall Event Dates	Rainfall (in)	Ground Water Above Grade (450.0 ft)*	Maximum Ground Water Elevation (ft)	Temperature (F)** MIN MAX	Comment
None - No Data Recorded									
1. Runoff events during the winter and early spring months are affected by either freezing within the pipe and around the flow meter probe, by elevated ground water levels, or by snow melt. The peak flow rate and volume for each runoff event is calculated based on measured flow depth, pipe slope, and manning's equation for pipe flow. However, the conditions listed above could also result in standing water in the pipe for which there is no velocity, peak flow rate, or volume. Therefore, the peak flow rate and volume data reported for the identified events may be inaccurate.									
2. Two runoff events were measured between 2/28/09 through 3/6/09 and 7/3/10 through 7/6/10 . However, these events were not included in the table because the data is thought to be inaccurate. The data was highly variable and included flow rates out of the acceptable range. In addition, the runoff event does not correspond with a large precipitation event or instance of above-freezing temperatures.									

Figure B-1a
Honeywell
Wastebeds 9-15 SWSR Pre-Design Investigation
Willow Area Groundwater Elevations and Precipitation
6/1/2008 - 6/5/2015

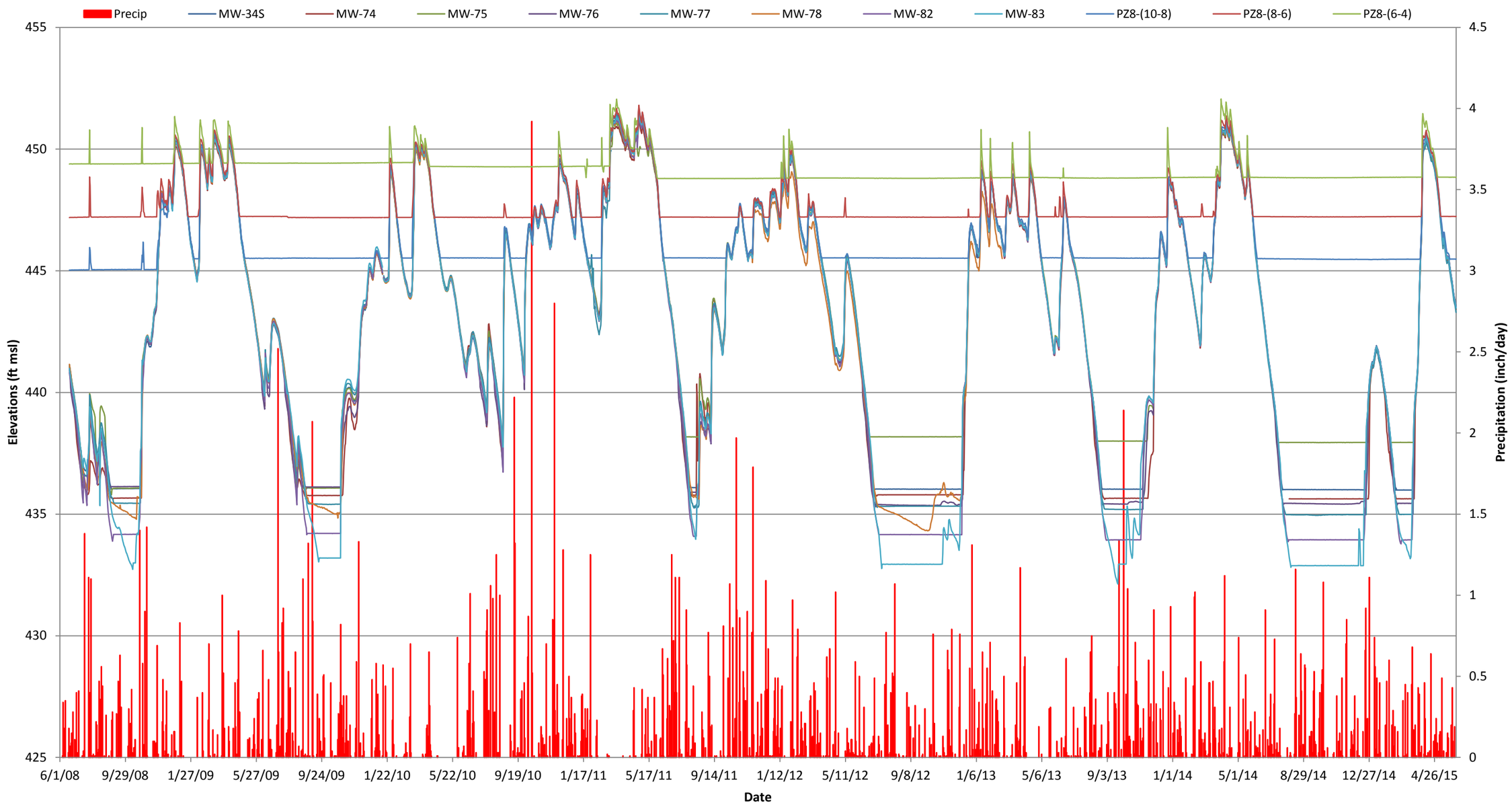

Figure B-1b
Honeywell
Wastebeds 9-15 SWSR Pre-Design Investigation
Marsh Area Groundwater Elevations and Precipitation
6/1/2008 - 6/5/2015

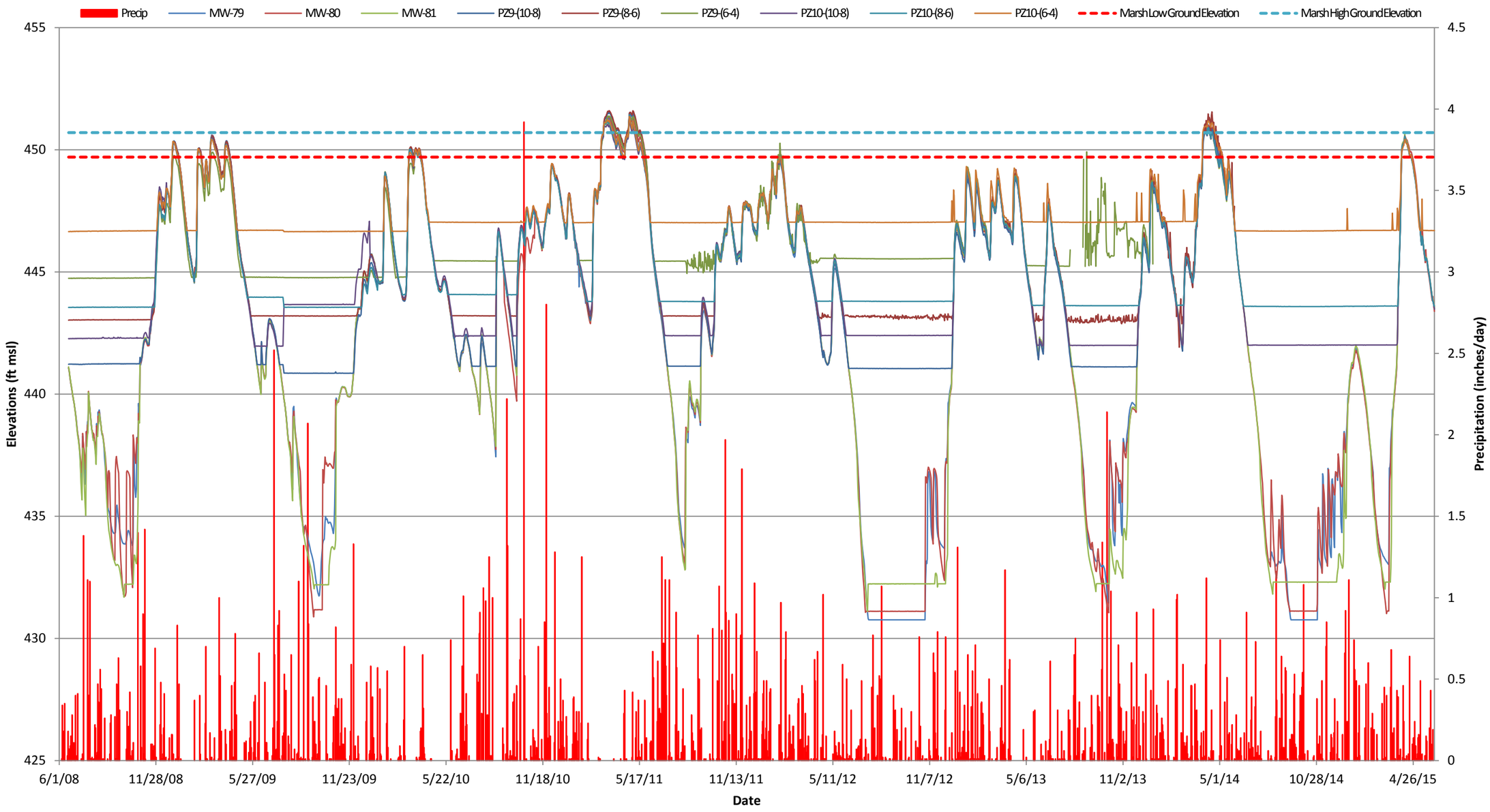

Figure B-1c
Honeywell
Wastebeds 9-15 SWSR Pre-Design Investigation
Marsh Area and Weir Box Groundwater Elevations and Precipitation
6/1/2008 - 6/5/2015

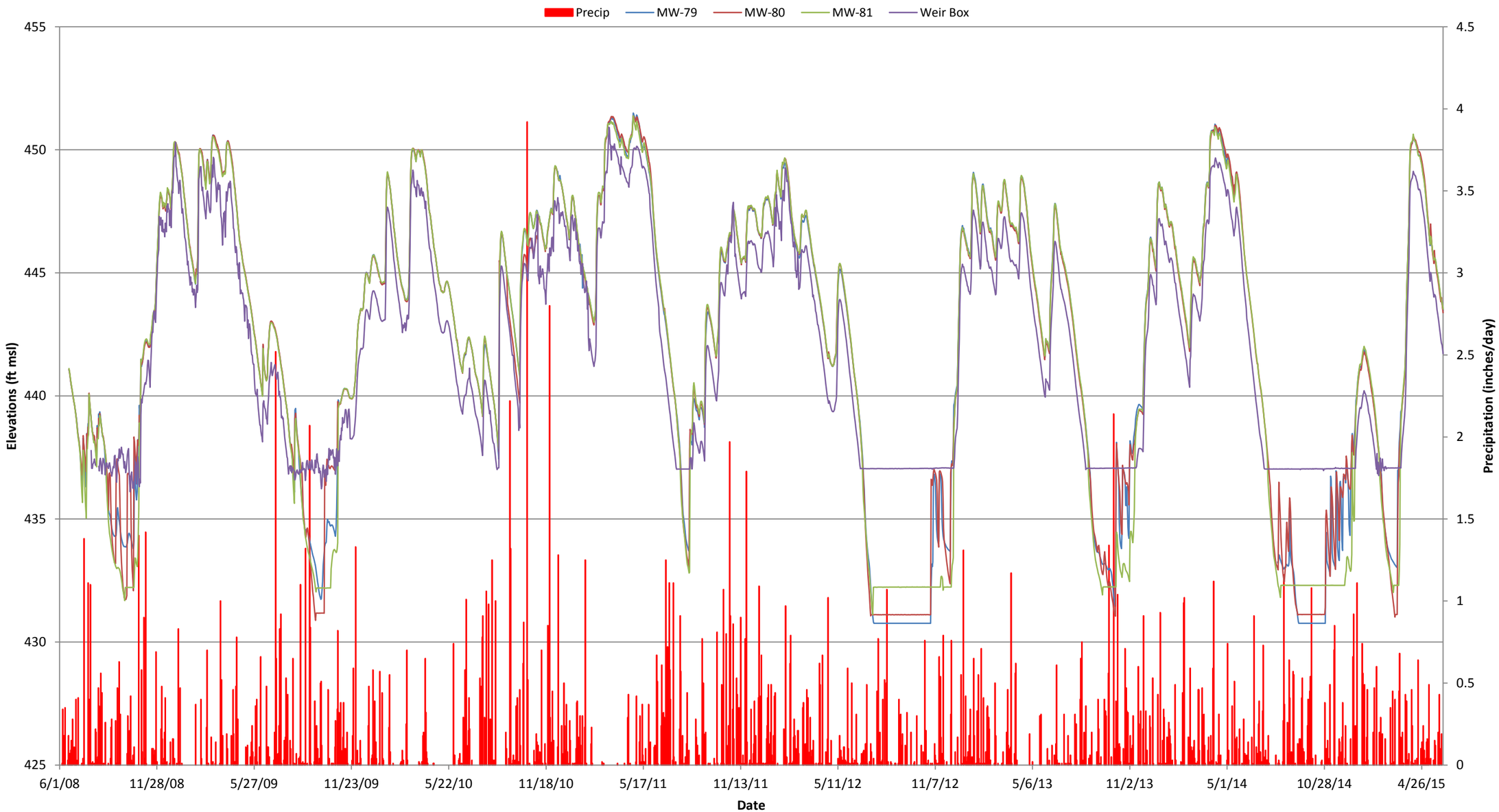

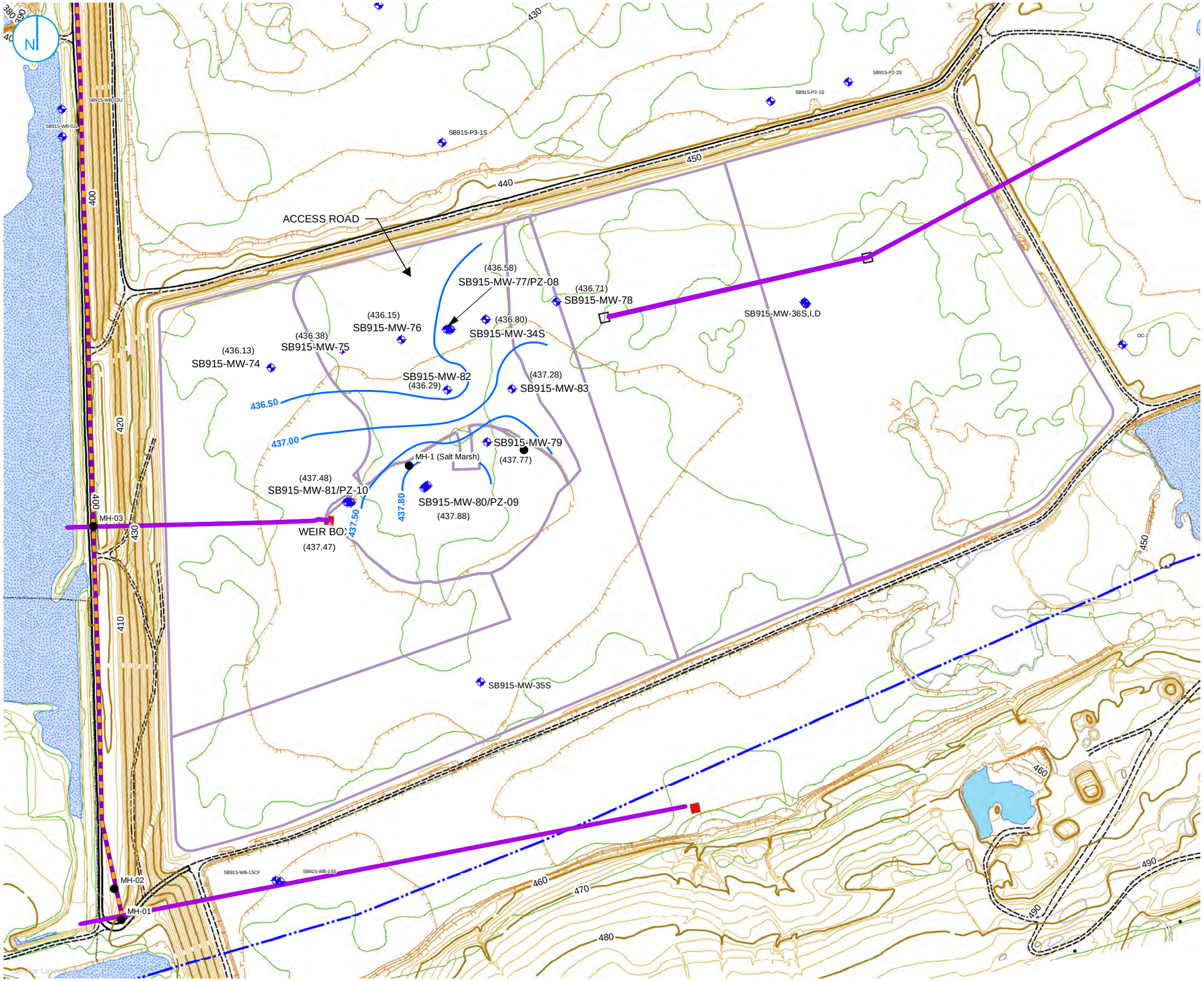

LEGEND

- LCCS MANHOLE
- NEW MONITORING WELLS
- GROUNDWATER CONTOUR (0.5 FT INTERVAL)
- OVERFLOW PIPE
- 24-INCH OVERFLOW PIPE
- FORMER ERIE CANAL
- TREELINE
- SWAMP
- WEIR BOX (LOCATED)
- WEIR BOX (NOT LOCATED)
- SHRUB WILLOW PLOT
- ROADWAY
- 10 FT CONTOUR INTERVAL
- 10 FT DEPRESSION CONTOUR INTERVAL
- 2 FT CONTOUR INTERVAL
- 2 FT DEPRESSION CONTOUR INTERVAL

(448.20) GROUNDWATER ELEVATION REPORTED IN FT AMSL

0 400 800 Feet

GROUNDWATER ELEVATION CONTOURS
7/18/2008

HONEYWELL INTERNATIONAL INC.
WASTEBEDS 9-15
CAMILLUS AND GEDDES, NY

FIGURE B-2a

DECEMBER 2020

RAMBOLL US CORPORATION
A RAMBOLL COMPANY

RAMBOLL

I:\Honeywell.116361717.Sb9-15-Closure\Docs\DWG\MXD\Willow Report\GW Elevations\Revised Figures\GW_Elevations_July08_rev_Ramboll.mxd
PROJECT: 169000XXXX | DATED: 12/4/2020 | DESIGNER: KLABENAK

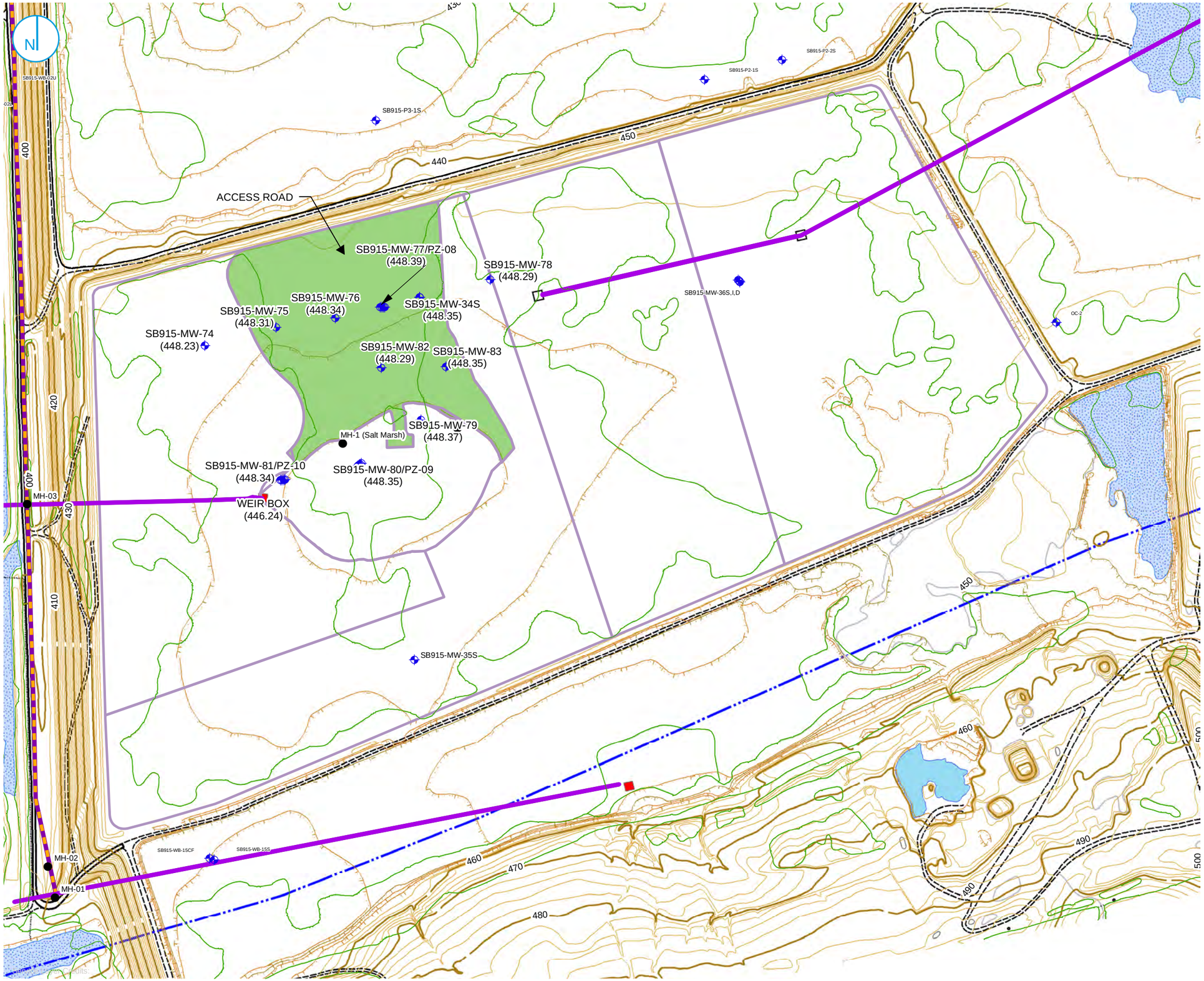

LEGEND

- LCCS MANHOLE
- NEW MONITORING WELLS
- OVERFLOW PIPE
- 24-INCH OVERFLOW PIPE
- FORMER ERIE CANAL
- TREE LINE
- swamp
- WEIR BOX (LOCATED)
- WEIR BOX (NOT LOCATED)
- PLANTED SHRUB WILLOW PLOT
- ROADWAY
- 10 FT
- 10 FT DEPRESSION
- 2 FT
- 2 FT DEPRESSION

(448.20) GROUNDWATER ELEVATION REPORTED IN FT AMSL

0 400 800 Feet

GROUNDWATER ELEVATIONS
12/18/2008

HONEYWELL INTERNATIONAL INC.
WASTEBEDS 9-15
CAMILLUS AND GEDDES, NY

FIGURE B-2b

DECEMBER 2020

RAMBOLL US CORPORATION
A RAMBOLL COMPANY

RAMBOLL

PROJECT: 169000XXXX | DATED: 12/3/2020 | DESIGNER: KLABENAK

I:\Honeywell.116361717.Sb9-15-Closure\Docs\DWG\MXD\Willow Report\GW Elevations\Revised Figures\GW_Elevations_Dec08_rev_Ramboll.mxd

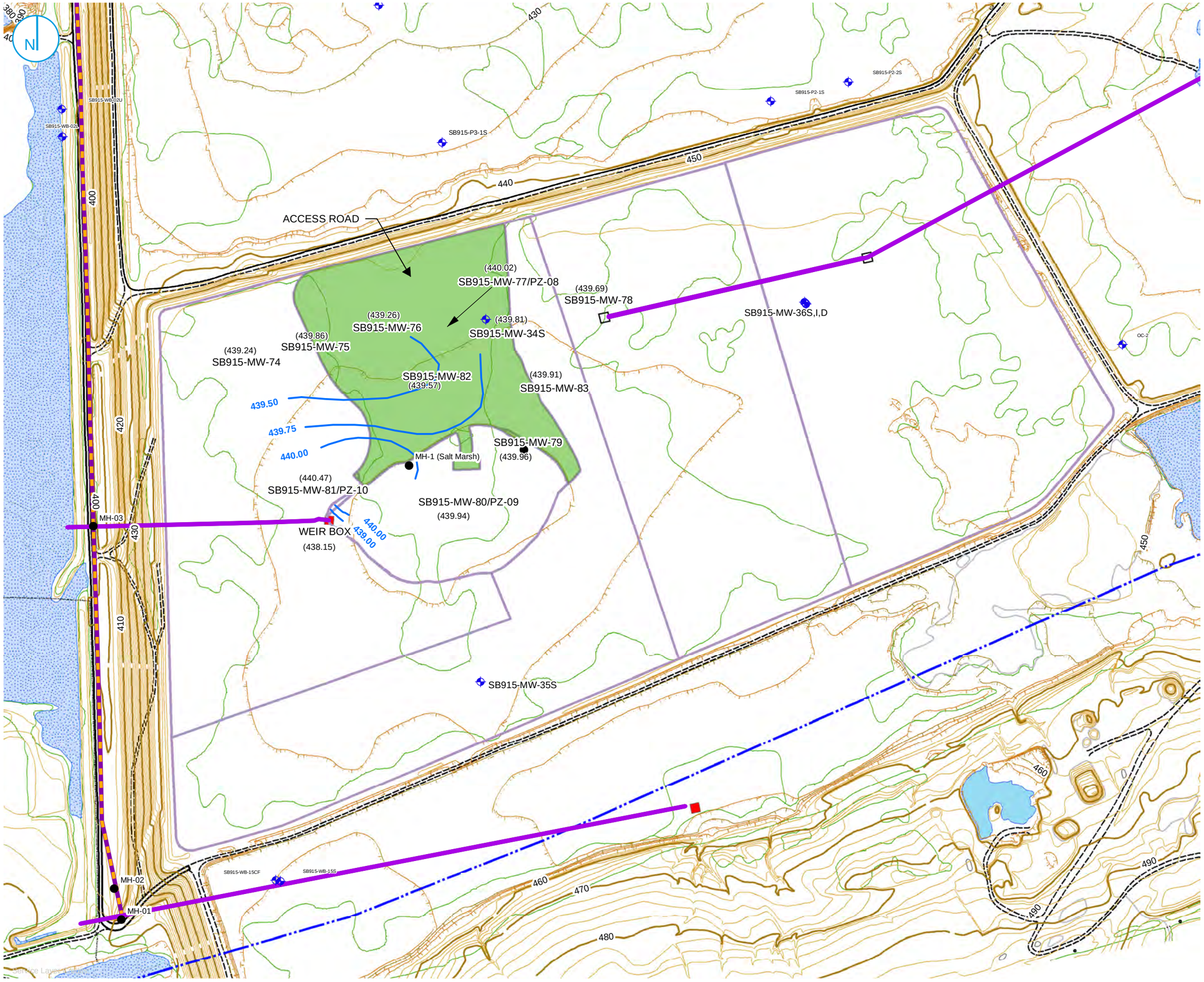

LEGEND

- LCCS MANHOLE
- NEW AND EXISTING MONITORING
- OVERFLOW PIPE
- 24-INCH OVERFLOW PIPE
- FORMER ERIE CANAL
- TREELINE
- SWAMP
- WEIR BOX (LOCATED)
- WEIR BOX (NOT LOCATED)
- SHRUB WILLOW PLOT
- PLANTED SHRUB WILLOW PLOT
- ROADWAY
- 10 FT CONTOUR INTERVAL
- 10 FT DEPRESSION CONTOUR INTERVAL
- 2 FT CONTOUR INTERVAL
- 2 FT DEPRESSION CONTOUR INTERVAL

(448.20) GROUNDWATER ELEVATION REPORTED IN FT AMSL

0 400 800 Feet

GROUNDWATER ELEVATION CONTOURS
7/23/2009

HONEYWELL INTERNATIONAL INC.
WASTEBEDS 9-15
CAMILLUS AND GEDDES, NY

FIGURE B-2c

DECEMBER 2020

RAMBOLL US CORPORATION
A RAMBOLL COMPANY

RAMBOLL

I:\Honeywell.116361717.Sb9-15-Closure\Docs\DWG\MXD\Willow Report\GW Elevations\Revised Figures\GW_Elevations_July09_rev_Ramboll.mxd

PROJECT: 169000XXXX | DATED: 12/4/2020 | DESIGNER: KLABENAK

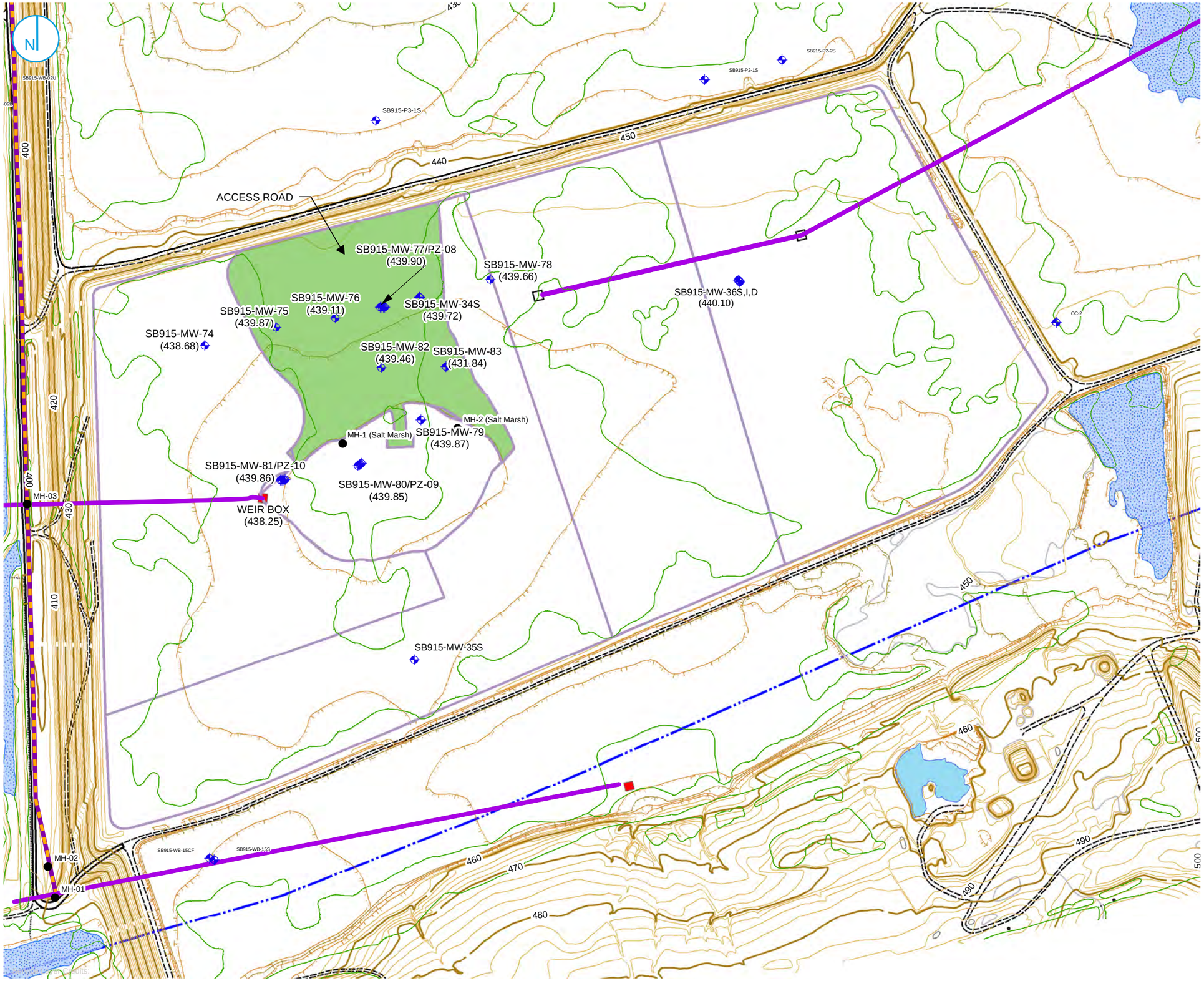

LEGEND

- LCCS MANHOLE
- NEW MONITORING WELLS
- OVERFLOW PIPE
- 24-INCH OVERFLOW PIPE
- FORMER ERIE CANAL
- TREE LINE
- SWAMP
- WEIR BOX (LOCATED)
- WEIR BOX (NOT LOCATED)
- SHRUB WILLOW PLOT AREA
- PLANTED SHRUB WILLOW PLOT AREA
- ROADWAY
- 10 FT CONTOUR INTERVAL
- 10 FT DEPRESSION CONTOUR INTERVAL
- 2 FT CONTOUR INTERVAL
- 2 FT DEPRESSION CONTOUR INTERVAL

(448.20) GROUNDWATER ELEVATION REPORTED IN FT AMSL

0 400 800 Feet

GROUNDWATER ELEVATIONS
11/18/2009

HONEYWELL INTERNATIONAL INC
WASTEBEDS 9-15
CAMILLUS AND GEDDES, NY

FIGURE B-2d

DECEMBER 2020

RAMBOLL US CORPORATION
A RAMBOLL COMPANY

RAMBOLL

I:\Honeywell.116361717.Sb9-15-Closure\Docs\DWG\MXD\Willow Report\GW Elevations\Revised Figures\GW_Elevations_Nov09_rev_Ramboll.mxd
PROJECT: 169000XXXX | DATED: 12/4/2020 | DESIGNER: KLABENAK

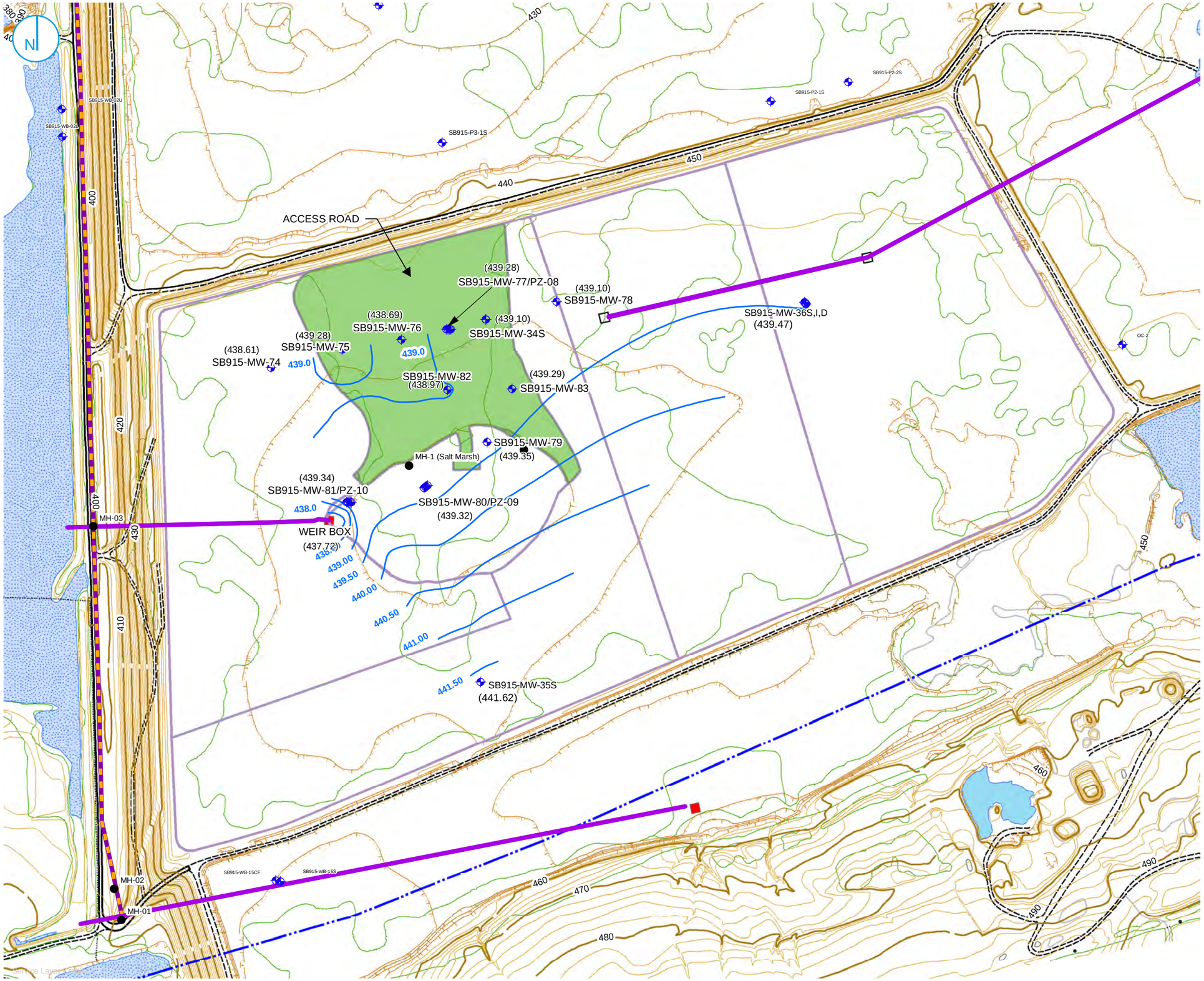

LEGEND

- LCCS MANHOLE
- NEW MONITORING WELLS
- OVERFLOW PIPE
- 24-INCH OVERFLOW PIPE
- FORMER ERIE CANAL
- TREELINE
- SWAMP
- WEIR BOX (LOCATED)
- WEIR BOX (NOT LOCATED)
- SHRUB WILLOW PLOT
- PLANTED SHRUB WILLOW PLOT
- ROADWAY
- 10 FT CONTOUR INTERVAL
- 10 FT DEPRESSION CONTOUR INTERVAL
- 2 FT CONTOUR INTERVAL
- 2 FT DEPRESSION CONTOUR INTERVAL

(448.20) GROUNDWATER ELEVATION REPORTED IN FT AMSL

0 400 800 Feet

GROUNDWATER ELEVATION CONTOURS
7/22/2010

HONEYWELL INTERNATIONAL INC.
WASTEBEDS 9-15
CAMILLUS AND GEDDES, NY

FIGURE B-2e

DECEMBER 2020

RAMBOLL US CORPORATION
A RAMBOLL COMPANY

RAMBOLL

PROJECT: 169000XXXX | DATED: 12/4/2020 | DESIGNER: KLABENAK

I:\Honeywell.116361717.Sb9-15-Closure\Docs\DWG\MXD\Willow Report\GW Elevations\Revised Figures\GW_Elevations_July10_rev_Ramboll.mxd

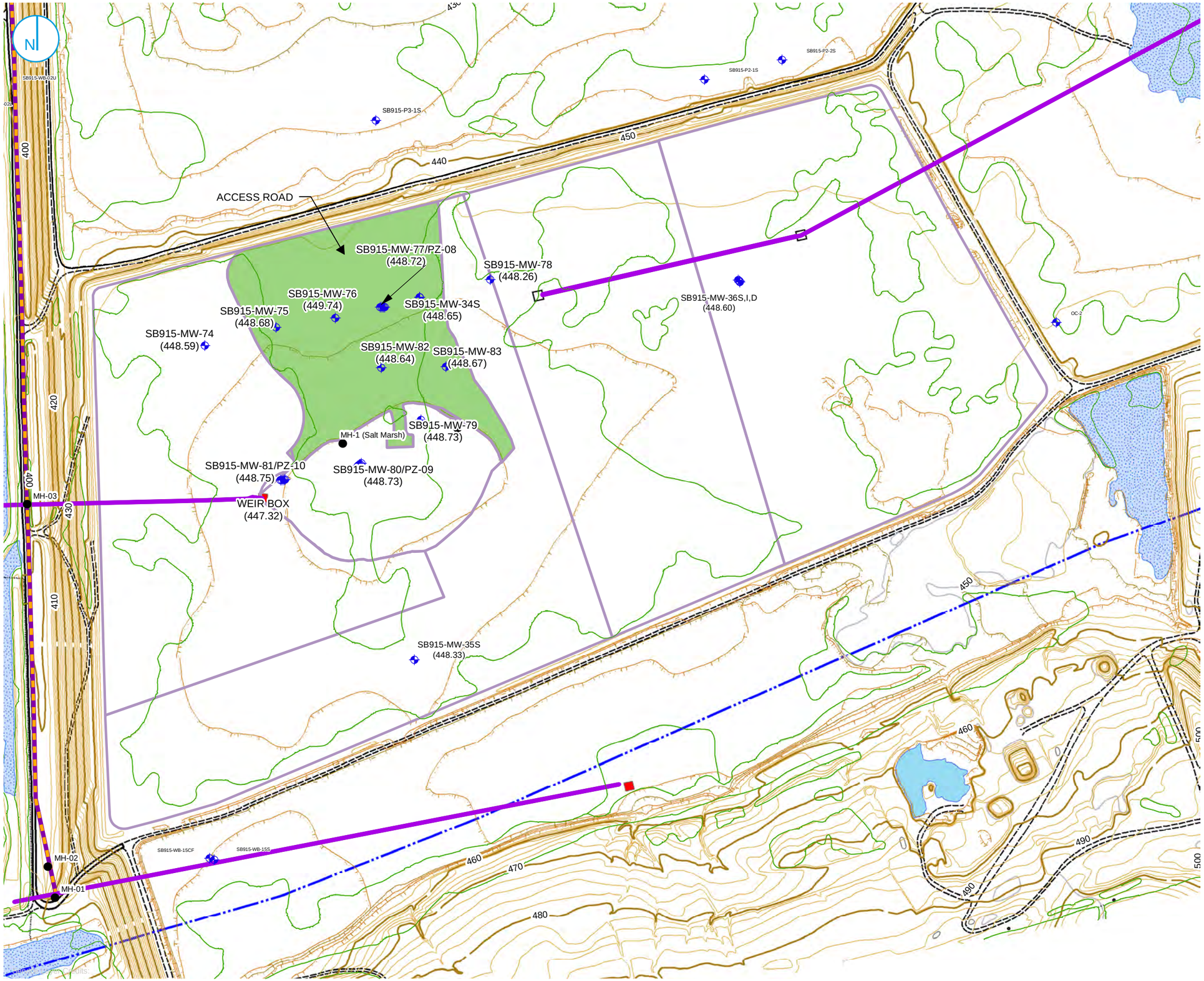

LEGEND

- LCCS MANHOLE
- NEW MONITORING WELLS
- ROADWAY
- TREE LINE
- 24-INCH OVERFLOW PIPE
- OVERFLOW PIPE
- FORMER ERIE CANAL
- WEIR BOX (LOCATED)
- WEIR BOX (NOT LOCATED)
- SHRUB WILLOW PLOT AREA
- PLANTED SHRUB WILLOW PLOT AREA

(448.20) GROUNDWATER ELEVATION REPORTED IN FT AMSL

0 400 800 Feet

GROUNDWATER ELEVATIONS
12/14/2010

HONEYWELL INTERNATIONAL INC.
WASTEBEDS 9-15
CAMILLUS AND GEDDES, NY

FIGURE B-2f

DECEMBER 2020

RAMBOLL US CORPORATION
A RAMBOLL COMPANY

RAMBOLL

I:\Honeywell.1163\61717.Sb9-15-Closure\Docs\DWG\MXD\Willow Report\GW Elevations\Revised Figures\GW_Elevations_Dec10_rev_Ramboll.mxd

PROJECT: 169000XXXX | DATED: 12/3/2020 | DESIGNER: KLABENAK

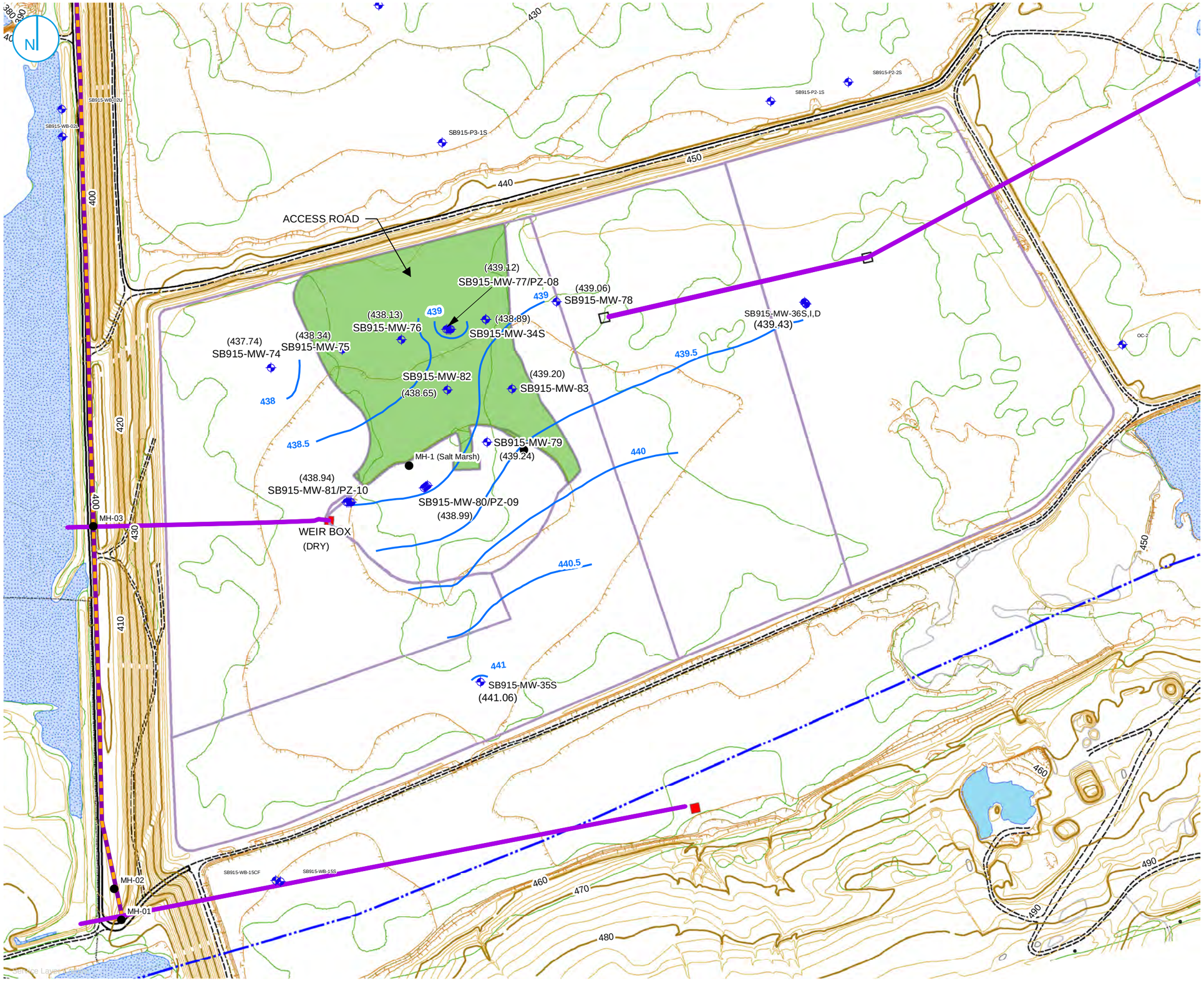

LEGEND

- LCCS MANHOLE
- NEW MONITORING WELLS
- OVERFLOW PIPE
- 24-INCH OVERFLOW PIPE
- FORMER ERIE CANAL
- TREELINE
- SWAMP
- PLANTED SHRUB WILLOW PLOT AREA
- SHRUB WILLOW PLOT AREA
- WEIR BOX (LOCATED)
- WEIR BOX (NOT LOCATED)
- ROADWAY
- 10 FT CONTOUR INTERVAL
- 10 FT DEPRESSION CONTOUR INTERVAL
- 2 FT CONTOUR INTERVAL
- 2 FT DEPRESSION CONTOUR INTERVAL

(448.20) GROUNDWATER ELEVATION REPORTED IN FT AMSL

0 400 800 Feet

GROUNDWATER ELEVATION CONTOURS
7/18/2011

HONEYWELL INTERNATIONAL INC.
WASTEBEDS 9-15
CAMILLUS AND GEDDES, NY

FIGURE B-2g

DECEMBER 2020

RAMBOLL US CORPORATION
A RAMBOLL COMPANY

RAMBOLL

I:\Honeywell.116361717.Sb9-15-Closure\Docs\DWG\MXD\Willow Report\GW Elevations\Revised Figures\GW_Elevations_July11_rev_Ramboll.mxd

PROJECT: 169000XXXX | DATED: 12/4/2020 | DESIGNER: KLABENAK

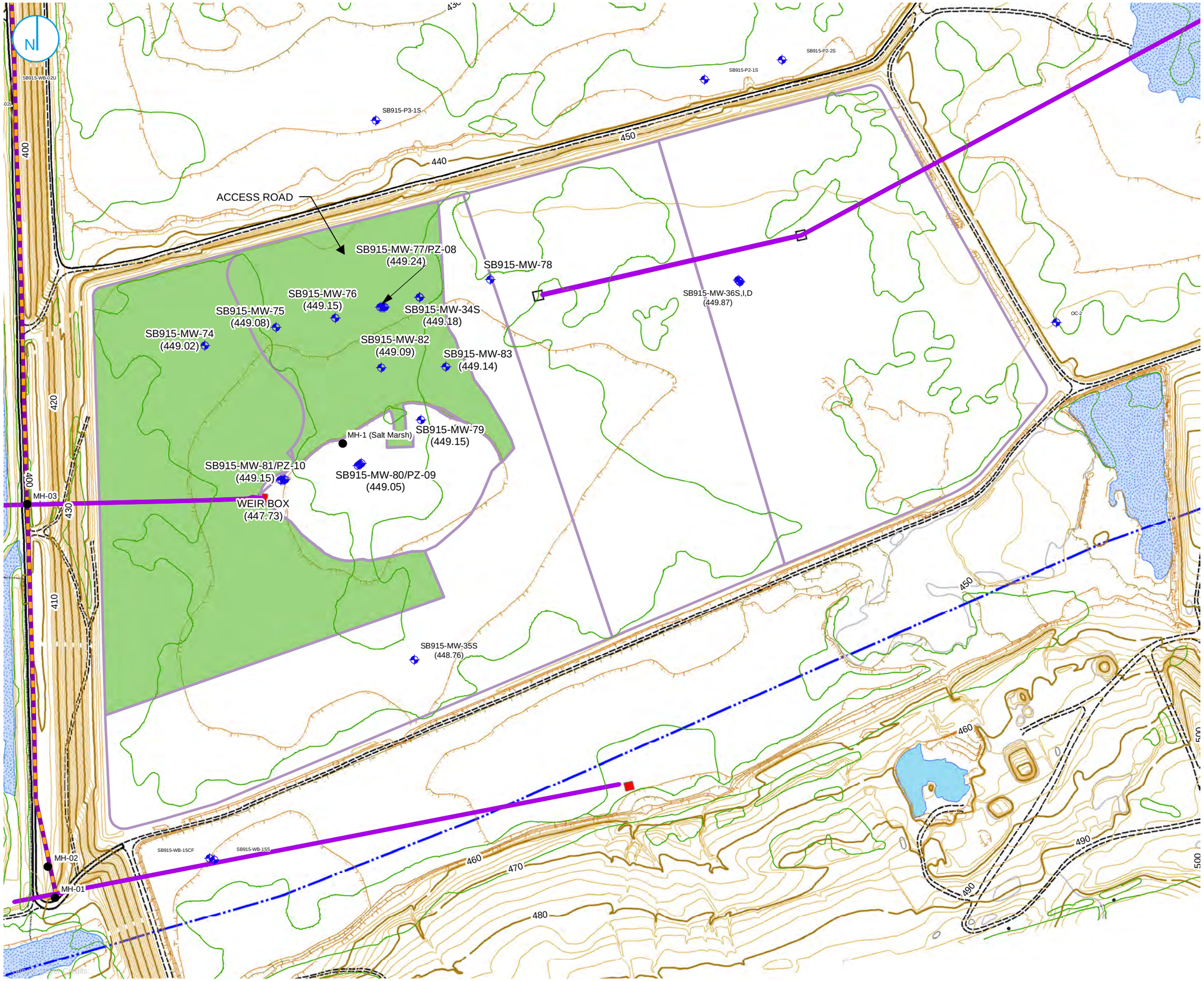

LEGEND

- LCCS MANHOLE
- NEW MONITORING WELLS
- ROADWAY
- TREE LINE
- 24-INCH OVERFLOW PIPE
- OVERFLOW PIPE
- FORMER ERIE CANAL
- WEIR BOX (LOCATED)
- WEIR BOX (NOT LOCATED)
- SHRUB WILLOW PLOT AREA
- PLANTED SHRUB WILLOW PLOT AREA
- 10 FT CONTOUR INTERVAL
- 10 FT DEPRESSION CONTOUR INTERVAL
- 2 FT CONTOUR INTERVAL
- 2 FT DEPRESSION CONTOUR INTERVAL

(448.20) GROUNDWATER ELEVATION REPORTED IN FT AMSL

0 400 800 Feet

GROUNDWATER ELEVATIONS
1/19/2012

HONEYWELL INTERNATIONAL INC.
WASTEBEDS 9-15
CAMILLUS AND GEDDES, NY

FIGURE B-2h

DECEMBER 2020

RAMBOLL US CORPORATION
A RAMBOLL COMPANY

RAMBOLL

I:\Honeywell.11163\61717 Sb9-15-Closure\Docs\DWG\MXD\Willow Report\GW Elevations\Revised Figures\GW_Elevations_Jan12_rev_Ramboll.mxd

PROJECT: 1690000XXXX | DATED: 12/3/2020 | DESIGNER: KLABENAK

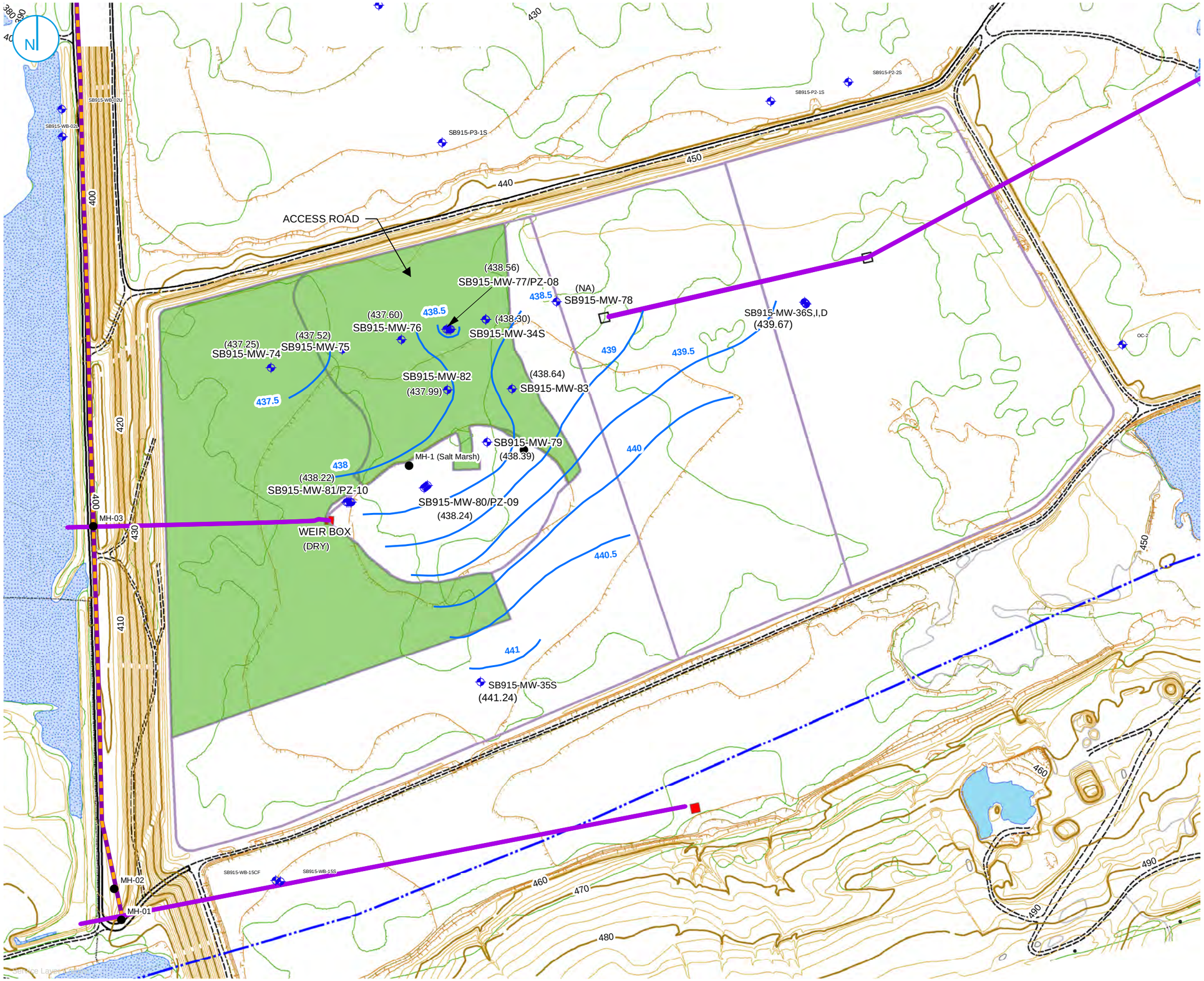

LEGEND

- LCCS MANHOLE
- NEW MONITORING WELLS
- OVERFLOW PIPE
- 24-INCH OVERFLOW PIPE
- FORMER ERIE CANAL
- TREELINE
- SWAMP
- WEIR BOX (LOCATED)
- WEIR BOX (NOT LOCATED)
- SHRUB WILLOW PLOT AREA
- PLANTED SHRUB WILLOW PLOT AREA
- ROADWAY
- 10 FT CONTOUR INTERVAL
- 10 FT DEPRESSION CONTOUR INTERVAL
- 2 FT CONTOUR INTERVAL
- 2 FT DEPRESSION CONTOUR INTERVAL

(448.20) GROUNDWATER ELEVATION REPORTED IN FT AMSL

0 400 800 Feet

GROUNDWATER ELEVATION CONTOURS
6/22/2012

HONEYWELL INTERNATIONAL INC.
WASTEBEDS 9-15
CAMILLUS AND GEDDES, NY

FIGURE B-2i

DECEMBER 2020

RAMBOLL US CORPORATION
A RAMBOLL COMPANY

RAMBOLL

I:\Honeywell.1163\61717.Sb9-15-Closure\Docs\DWG\MXD\Willow Report\GW Elevations\Revised Figures\GW_Elevations_June12_rev_Ramboll.mxd

PROJECT: 169000XXXX | DATED: 12/4/2020 | DESIGNER: KLABENAK

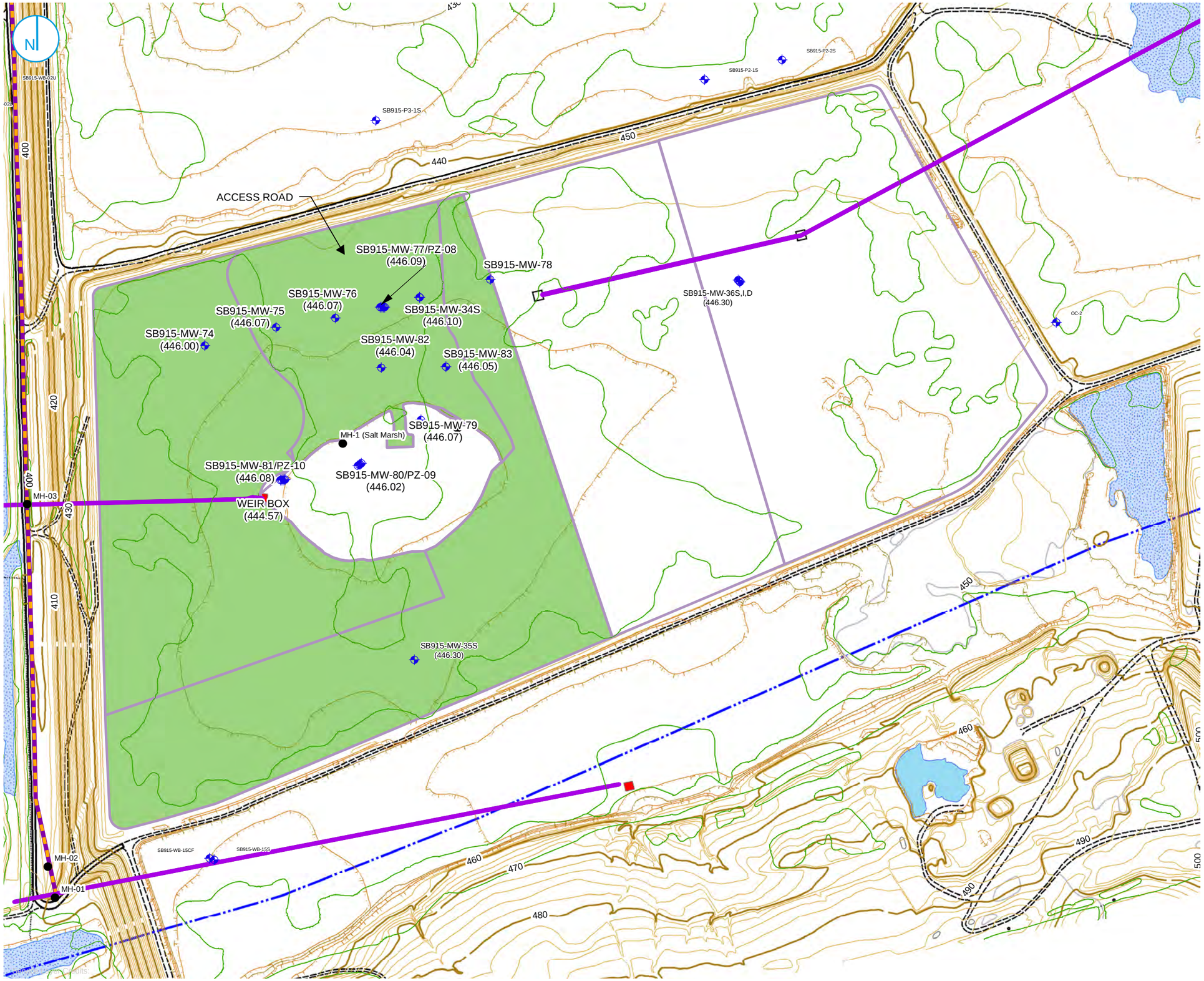

LEGEND

- LCCS MANHOLE
- NEW MONITORING WELLS
- ROADWAY
- TREE LINE
- 24-INCH OVERFLOW PIPE
- OVERFLOW PIPE
- FORMER ERIE CANAL
- WEIR BOX (LOCATED)
- WEIR BOX (NOT LOCATED)
- SHRUB WILLOW PLOT AREA
- PLANTED SHRUB WILLOW PLOT AREA
- 10 FT CONTOUR INTERVAL
- 10 FT DEPRESSION CONTOUR INTERVAL
- 2 FT CONTOUR INTERVAL
- 2 FT DEPRESSION CONTOUR INTERVAL

(448.20) GROUNDWATER ELEVATION REPORTED IN FT AMSL

0 400 800 Feet

GROUNDWATER ELEVATION
2/22/2013

HONEYWELL INTERNATIONAL INC.
WASTEBEDS 9-15
CAMILLUS AND GEDDES, NY

FIGURE B-2j

DECEMBER 2020

RAMBOLL US CORPORATION
A RAMBOLL COMPANY

RAMBOLL

I:\Honeywell.116361717.Sb9-15-Closure\Docs\DWG\MXD\Willow Report\GW Elevations\Revised Figures\GW_Elevations_Feb13_rev_Ramboll.mxd
PROJECT: 169000XXXX | DATED: 12/3/2020 | DESIGNER: KLABENAK

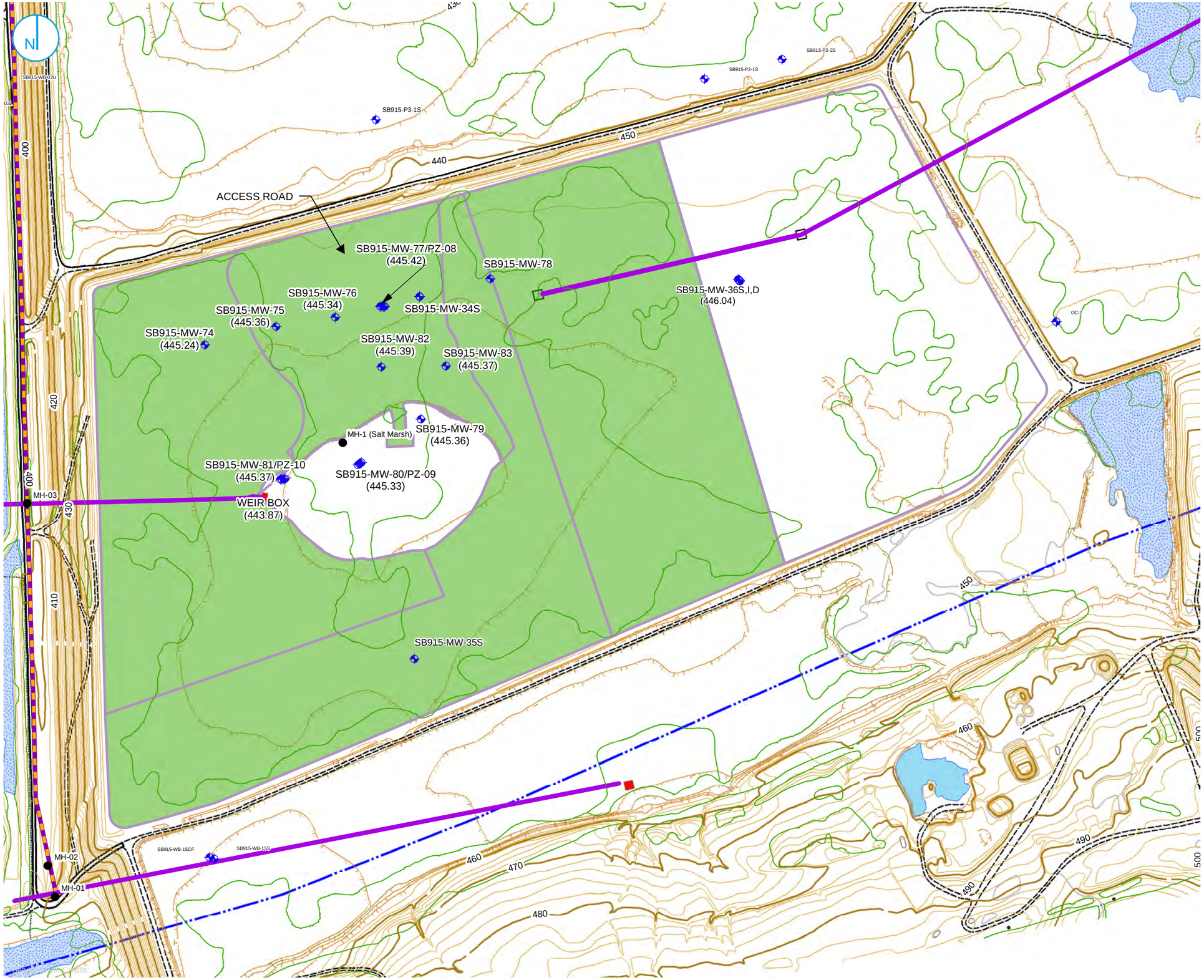

LEGEND

- LCCS MANHOLE
- NEW MONITORING WELLS
- ROADWAY
- TREE LINE
- 24-INCH OVERFLOW PIPE
- OVERFLOW PIPE
- FORMER ERIE CANAL
- WEIR BOX (LOCATED)
- WEIR BOX (NOT LOCATED)
- SHRUB WILLOW PLOT AREA
- PLANTED SHRUB WILLOW PLOT AREA
- 10 FT CONTOUR INTERVAL
- 10 FT DEPRESSION CONTOUR INTERVAL
- 2 FT CONTOUR INTERVAL
- 2 FT DEPRESSION CONTOUR INTERVAL

(448.20) GROUNDWATER ELEVATION REPORTED IN FT AMSL

0 400 800 Feet

GROUNDWATER ELEVATIONS
7/01/2013

HONEYWELL INTERNATIONAL INC.
WASTEBEDS 9-15
CAMILLUS AND GEDDES, NY

FIGURE B-2k

DECEMBER 2020

RAMBOLL US CORPORATION
A RAMBOLL COMPANY

RAMBOLL

I:\Honeywell.116361717.Sb9-15-Closure\Docs\DWG\MXD\Willow Report\GW Elevations\Revised Figures\GW_Elevations_July13_rev_Ramboll.mxd

PROJECT: 169000XXXX | DATED: 12/4/2020 | DESIGNER: KLABENAK

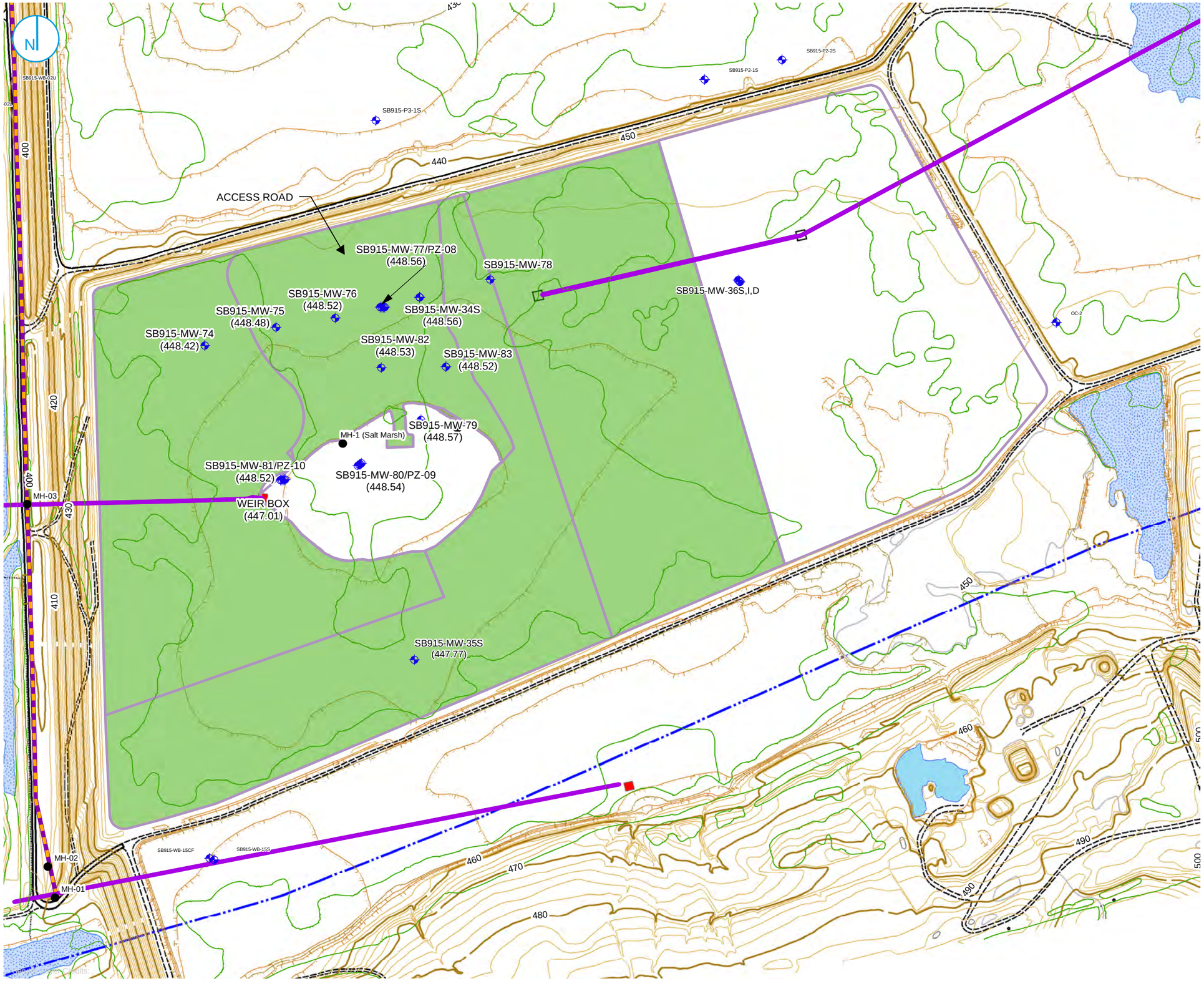

LEGEND

- LCCS MANHOLE
- NEW MONITORING WELLS
- ROADWAY
- TREE LINE
- 24-INCH OVERFLOW PIPE
- OVERFLOW PIPE
- FORMER ERIE CANAL
- WEIR BOX (LOCATED)
- WEIR BOX (NOT LOCATED)
- SHRUB WILLOW PLOT AREA
- PLANTED SHRUB WILLOW PLOT AREA
- 10 FT CONTOUR INTERVAL
- 10 FT DEPRESSION CONTOUR INTERVAL
- 2 FT CONTOUR INTERVAL
- 2 FT DEPRESSION CONTOUR INTERVAL

(448.20) GROUNDWATER ELEVATION REPORTED IN FT AMSL

0 400 800 Feet

GROUNDWATER ELEVATION
12/27/2013

HONEYWELL INTERNATIONAL INC.
WASTEBEDS 9-15
CAMILLUS AND GEDDES, NY

FIGURE B-2I

DECEMBER 2020

RAMBOLL US CORPORATION
A RAMBOLL COMPANY

RAMBOLL

I:\Honeywell.116361717.Sb9-15-Closure\Docs\DWG\MXD\Willow Report\GW Elevations\Revised Figures\GW_Elevations_Dec13_rev_Ramboll.mxd

PROJECT: 169000XXXX | DATED: 12/3/2020 | DESIGNER: KLABENAK

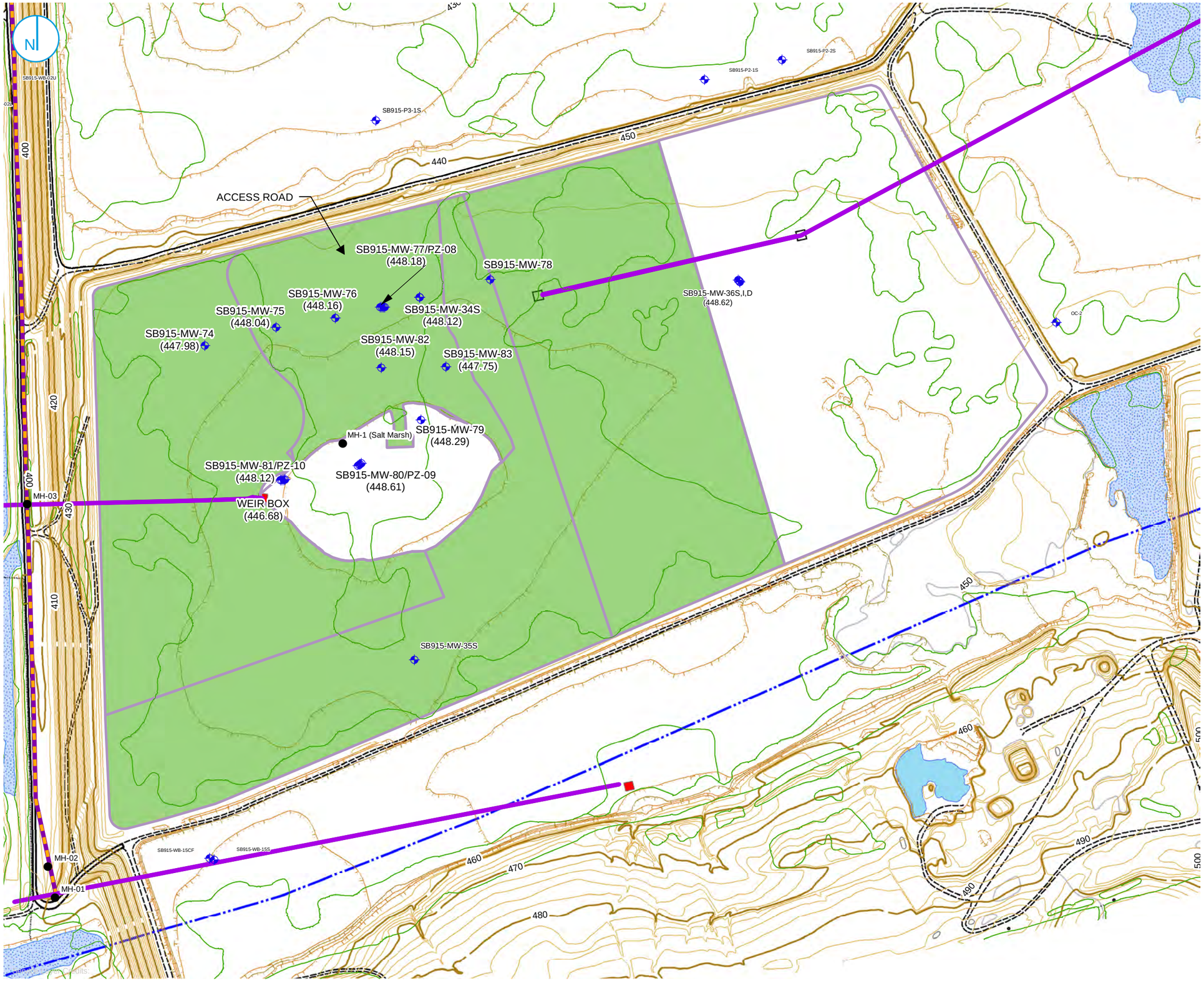

LEGEND

- LCCS MANHOLE
- NEW MONITORING WELLS
- ROADWAY
- TREE LINE
- 24-INCH OVERFLOW PIPE
- OVERFLOW PIPE
- FORMER ERIE CANAL
- WEIR BOX (LOCATED)
- WEIR BOX (NOT LOCATED)
- SHRUB WILLOW PLOT AREA
- PLANTED SHRUB WILLOW PLOT AREA
- 10 FT CONTOUR INTERVAL
- 10 FT DEPRESSION CONTOUR INTERVAL
- 2 FT CONTOUR INTERVAL
- 2 FT DEPRESSION CONTOUR INTERVAL

(448.20) GROUNDWATER ELEVATION REPORTED IN FT AMSL

0 400 800 Feet

GROUNDWATER ELEVATIONS
5/14/2014

HONEYWELL INTERNATIONAL INC.
WASTEBEDS 9-15
CAMILLUS AND GEDDES, NY

FIGURE B-2m

DECEMBER 2020

RAMBOLL US CORPORATION
A RAMBOLL COMPANY

RAMBOLL

I:\Honeywell.11631617.Sb9-15-Closure\Docs\DWG\MXD\Willow Report\GW Elevations\Revised Figures\GW_Elevations_May14_rev_Ramboll.mxd

PROJECT: 169000XXXX | DATED: 12/4/2020 | DESIGNER: KLABENAK

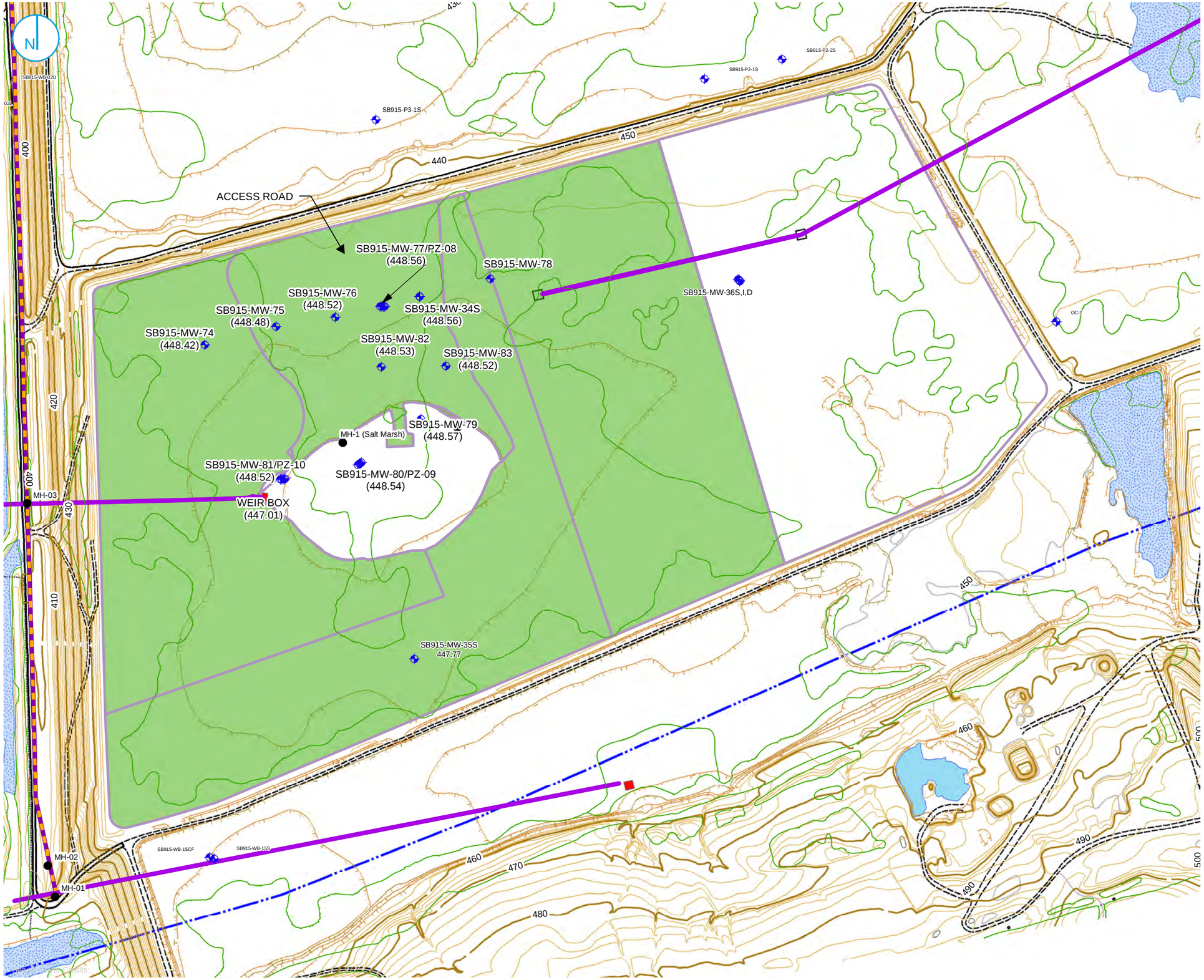

LEGEND

- LCCS MANHOLE
- NEW MONITORING WELLS
- ROADWAY
- TREE LINE
- 24-INCH OVERFLOW PIPE
- OVERFLOW PIPE
- FORMER ERIE CANAL
- WEIR BOX (LOCATED)
- WEIR BOX (NOT LOCATED)
- SHRUB WILLOW PLOT AREA
- PLANTED SHRUB WILLOW PLOT AREA
- 10 FT CONTOUR INTERVAL
- 10 FT DEPRESSION CONTOUR INTERVAL
- 2 FT CONTOUR INTERVAL
- 2 FT DEPRESSION CONTOUR INTERVAL

(448.20) GROUNDWATER ELEVATION REPORTED IN FT AMSL

0 400 800 Feet

GROUNDWATER ELEVATIONS
12/30/2014

HONEYWELL INTERNATIONAL INC.
WASTEBEDS 9-15
CAMILLUS AND GEDDES, NY

FIGURE B-2n

DECEMBER 2020

RAMBOLL US CORPORATION
A RAMBOLL COMPANY

RAMBOLL

I:\Honeywell.116361717.Sb9-15-Closure\Docs\DWG\MXD\Willow Report\GW Elevations\Revised Figures\GW_Elevations_Dec14_rev_Ramboll.mxd

PROJECT: 169000XXXX | DATED: 12/3/2020 | DESIGNER: KLABENAK

Figure B-3
Honeywell
Wastebeds 9-15 SWSR Pre-Design Investigation
Piezometer 30 Day Temperature and Groundwater Elevation Monitoring

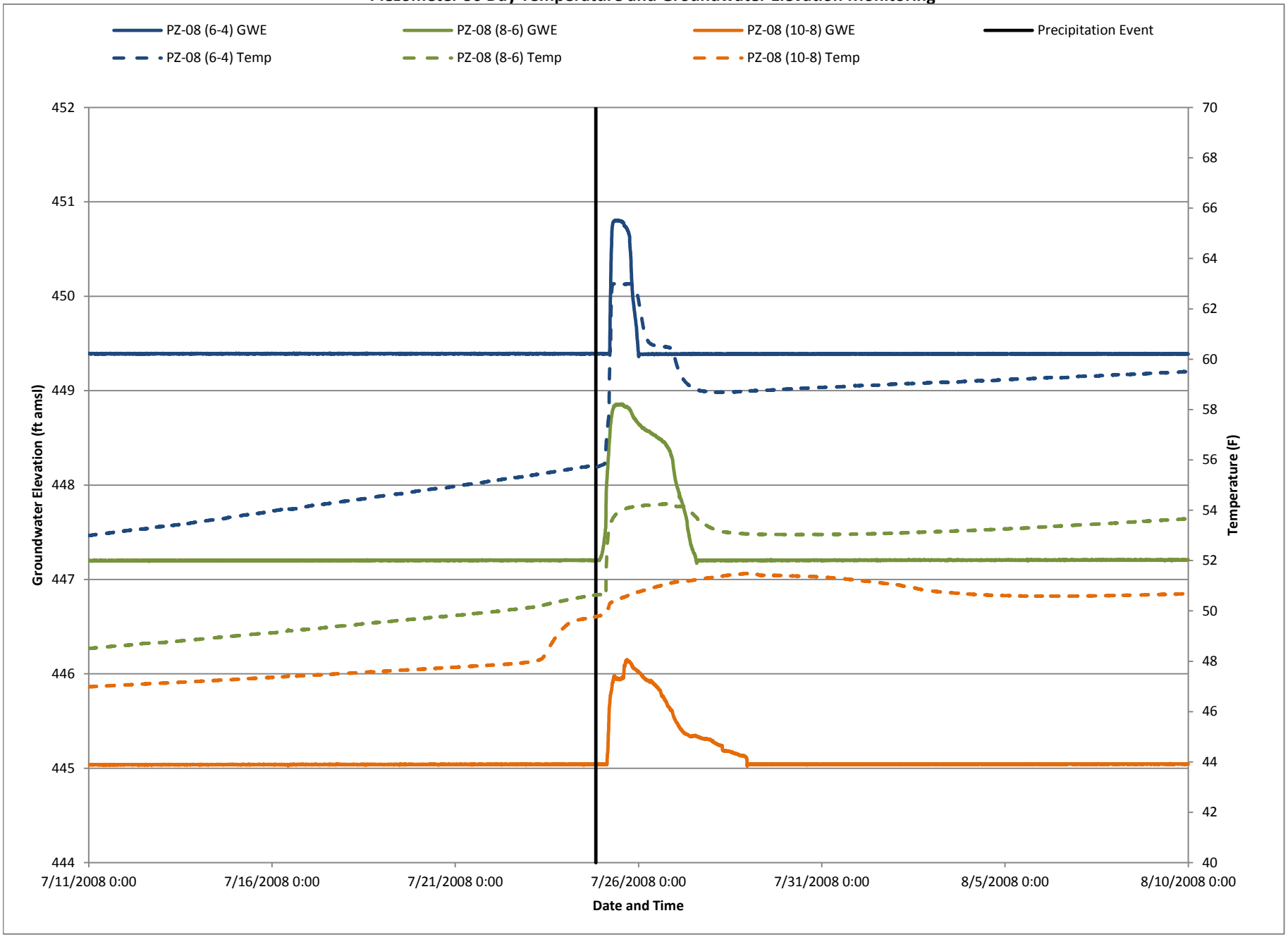

PLOTDATE: 02/03/17 1:32:20 PM stantosa

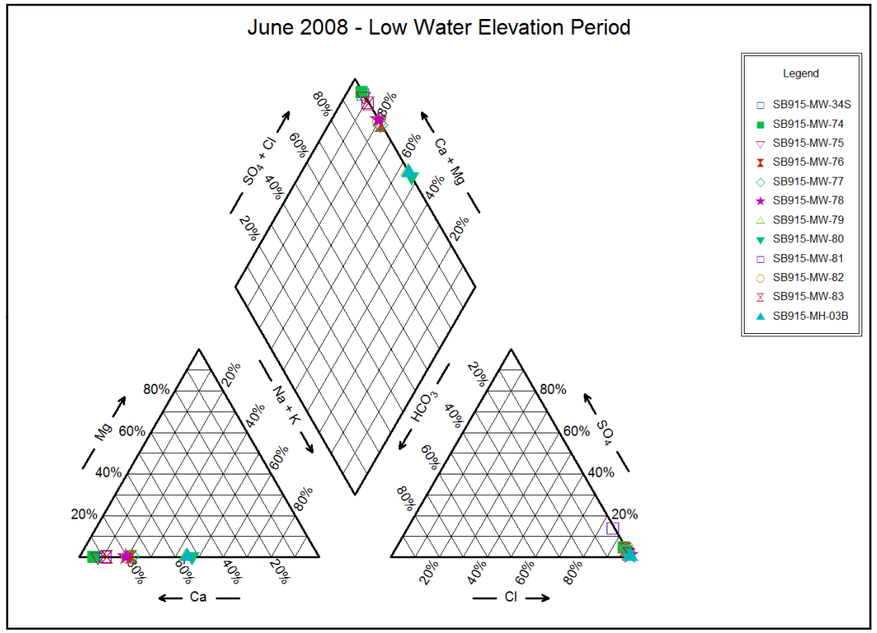

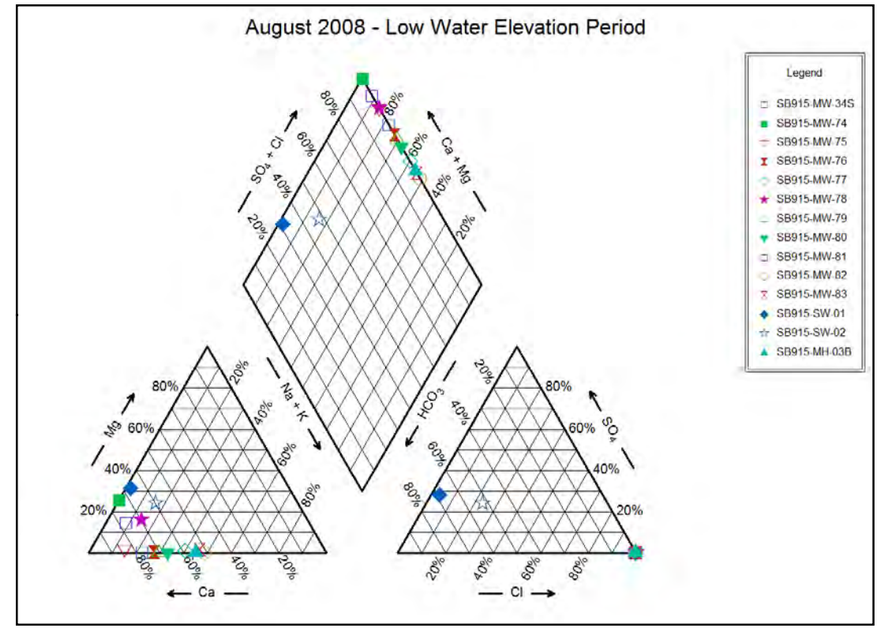

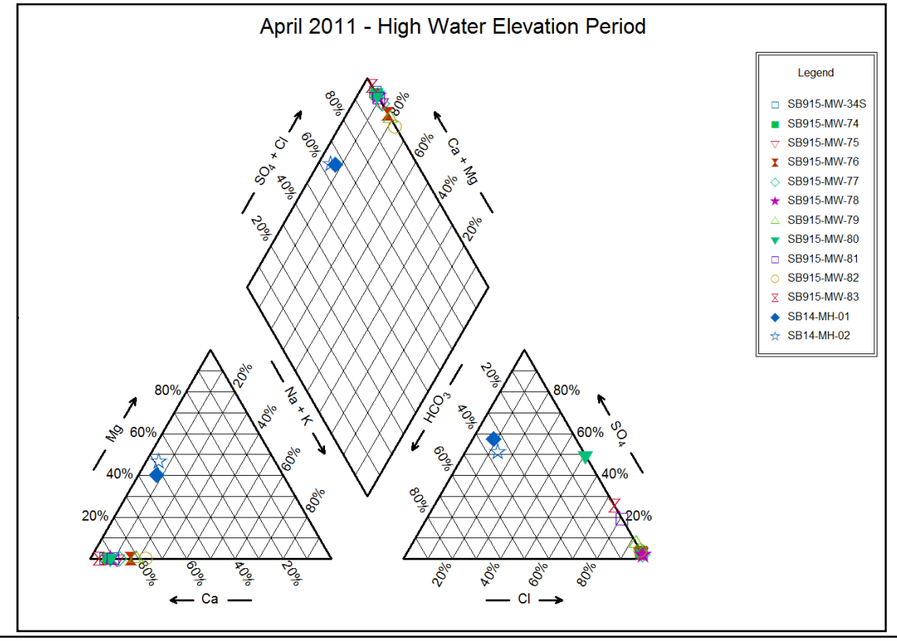

HONEYWELL INTERNATIONAL INC.
WASTEBED 14
CAMILLUS AND GEDDES, NY

GROUNDWATER CHEMISTRY
PIPER PLOTS

1163.63564
FEBRUARY 2017

O'BRIEN & GERE ENGINEERS, INC.

I:\Honeywell.1163\61717.Sb9-15-Closure\Docs\DWG\MXD\Willow Report\Piper_Plots.mxd

APPENDIX C
SOIL QUALITY MONITORING

CONTENTS

1.	**Introduction**	**2**
2.	**Physical and Chemical Analysis by SUNY-ESF**	**3**
2.1	Methods	3
2.2	Results	4
2.2.1	pH	6
2.2.2	Total Organic Matter (TOM)	6
2.2.3	Total Kjeldahl Nitrogen (TKN)	7
2.2.4	Electrical Conductivity (EC)	7
2.2.5	Calcium (Ca)	7
2.2.6	Chloride (Cl)	8
2.2.7	Magnesium (Mg)	8
2.2.8	Manganese (Mn)	9
2.2.9	Phosphorus (P)	9
2.2.10	Sodium (Na)	9
2.3	Soil Analysis of Willow Plots 14-2 through 14-5	10
3.	**Soil Health Assessment by Cornell**	**11**
3.1	Methods	11
3.2	Results	11
3.2.1	Wet Aggregate Stability (%)	12
3.2.2	Available Water Capacity (m/m)	12
3.2.3	Surface and Subsurface Hardness (psi)	13
3.2.4	Particle Size Distribution and Texture	13
3.2.5	Organic Matter (%)	13
3.2.6	Active Carbon (mg/kg)	14
3.2.7	Potentially Mineralizable Nitrogen (µg N/g-dw-soil/week)	14
3.2.8	Root health Bioassay	14
3.2.9	pH	15
3.2.10	Extractable Phosphorus, P (mg/kg)	15
3.2.11	Extractable Potassium, K (mg/kg)	16
3.2.12	Extractable Magnesium, Mg (mg/kg)	16
3.2.13	Extractable Calcium, Ca (mg/kg)	16
3.2.14	Extractable Iron, Fe (mg/kg)	16
3.2.15	Extractable Aluminum, Al (mg/kg)	16
3.2.16	Extractable Manganese, Mn (mg/kg)	16
3.2.17	Extractable Zinc, Zn (mg/kg)	16
4.	**References**	**18**

TABLE OF TABLES (IN TEXT)

2-1	Pre and Post Amendment Soil Conditions
2-2	2015 Soil Concentrations
3-1	Cornell Soil Health Assessment

1. INTRODUCTION

Soil samples were obtained on Plot 14-1 (**Figure 12** of main report) in spring 2008 to establish baseline soil conditions prior to the application of organic amendment. Post amendment soil samples were collected in 2009 to measure the change in properties of the substrate after the addition of different organic amendments and application rates. To evaluate the conditions of the rooting substrate over time, soil samples were collected in 2015 after 8 years of willow growth on Plot 14-1. The overall objectives of the sample analyses were to:

- Establish the soil baseline condition through comparisons of soil chemical parameters between unamended plots
- Study the variability in substrate chemical parameters among plots after the addition of organic amendments
- Measure the change in the properties of the substrate after the addition of organic amendments

2. PHYSICAL AND CHEMICAL ANALYSIS BY SUNY-ESF

2.1 Methods

In spring 2008, hand augers were used to collect soil samples in 6-inch depth increments to a depth of 36 inches from all four plots on Plot 14-1. In the pre-amendment phase, six replicates of substrate samples were sampled from each plot. The replicates were collected diagonally across the plot. In the post-amendment collection, one year after amendment, the replicates of substrate samples were collected (horizontally) along the length of the rows of cultivars SX64 and 9882-34 respectively in each plot.

Soil samples were air dried and then processed at SUNY-ESF. The following chemical and physical attributes were analyzed:

- pH - Orion Star and Star Plus Meter (Wilde *et al.* 1972)
- Total Organic Matter – Wet oxidation method (Richards 1969)
- N - Kjeldahl Method (reference)
- P - Evaluated colorimetrically using UV 1800 Shimadzu UV Spectrophotometer (Wilde *et al.* 1972)
- Chloride - Wilde et al 1972, but Ammonium acetate was replaced by distilled deionized water (Mirck and Volk 2010)
- Potassium (K)- Cation extraction (Ammonium acetate) method (Wilde *et al*. 1972)
- Calcium (Ca) - Cation extraction (Ammonium acetate) method (Wilde *et al.* 1972)
- Magnesium (Mg) - Cation extraction (Ammonium acetate) method (Wilde *et al.* 1972)
- Manganese (Mn) - Cation extraction (Ammonium acetate) method (Wilde *et al.* 1972)
- Sodium (Na) - Cation extraction (Ammonium acetate) method (Wilde *et al.* 1972)
- Electrical Conductivity - Orion Star and Star Plus Meter (Wilde *et al.* 1972)
- Nitrate (NO_3^-) - Cation extraction (Ammonium acetate) method (Wilde *et al.* 1972)

Cation exchange capacity was not assessed using standard methods due to high concentrations of Ca and Mg in the Solvay material.

Soil samples were obtained in 2009 one year after completion of organic amendment and shrub willow planting. These samples were analyzed for the same parameters as the baseline samples collected in 2008. Following analysis, analysis of variance (ANOVA) was used to evaluate if there were differences in the parameters analyzed among the four plots and/or at respective depth intervals. For all statistical tests, 0.05 was considered as the probability (p) value of statistical significance. The following tests were completed:

- Differences among the four plots of Plot 14-1 both before and after the addition of the addition of organic amendments were compared for each soil depth

- Differences between soil depths within each of the four plots both before and after the amendments were added was completed using a repeated measures procedure

- Differences in soil characteristics before and after the addition of organic amendments was done within each plot. Comparisons were done separately for each 6 inch depth increment

Additional parameters analyzed included soil bulk density and saturated hydraulic conductivity. Four bulk density soil samples were collected in June 2009 within each plot proximal to the corresponding pan lysimeters using a manually applied subsurface soil probe. The extracted samples were weighed and placed in a drying oven. The dry samples were then weighed and the bulk density calculated as:

$$Bulk\ density\ \left(\frac{g}{m^3}\right) = \frac{Dry\ soil\ core\ mass\ (g)}{Volume\ of\ core\ (m^3)}$$

The saturated hydraulic properties of the amended Solvay waste material were evaluated using a Guelph permeameter (2800KI, SoilMoisture Equipment Corp, Santa Barbara, CA). The saturated hydraulic conductivity test followed the protocol in the 2800KI operating instructions. Saturated conductivity was assessed for all four plots at depths of 0-6 inches, 6-12 inches, and 12-18 inches.

2.2 Results

Results are summarized in **Table 2-1** and discussed below.

Table 2-1 *Pre and Post Amendment Soil Conditions*

	AB-1			AB-2			WC-1			WC-2		
Depth (in)	**Pre 2008**	**Post 2009**	**2015**	**Pre 2008**	**Post 2009**	**2015**	**Pre 2008**	**Post 2009**	**2015**	**Pre 2008**	**Post 2009**	**2015**
pH (SU)												
0-6	8.92	8.40	8.24	9.07	8.21	8.19	8.65	8.11	8.10	8.70	7.95	7.95
6-12	8.74	8.20	8.23	8.64	8.27	8.24	8.50	8.26	8.13	8.45	8.04	7.96
12-18	8.61	8.95	8.18	8.58	8.46	8.24	8.40	8.26	8.06	8.42	8.19	7.92
18-24	8.80	9.68	8.69	9.17	9.29	8.33	8.28	8.44	8.09	8.48	8.35	7.99
24-30	8.97	9.66	-	9.69	9.88	-	8.41	8.57	-	9.51	8.41	-
30-36	8.80	9.66	-	9.10	9.05	-	8.50	8.83	-	9.34	8.88	-
Total Organic Matter (%)												
0-6	0.96	5.29	4.90	1.35	5.11	4.78	1.17	7.13	5.46	2.44	12.65	10.09
6-12	1.04	5.41	5.37	1.22	4.73	3.47	1.47	4.89	3.58	2.06	12.19	9.78
12-18	1.10	3.33	4.43	1.19	2.55	2.81	1.58	3.32	4.26	1.68	8.93	5.46
18-24	2.27	3.31	3.95	1.41	2.54	5.98	1.56	3.51	3.04	3.74	3.68	3.99
24-30	3.47	3.46	-	2.90	2.71	-	2.14	3.21	-	1.58	1.76	-
30-36	3.91	3.52	-	4.07	3.12	-	2.37	3.29	-	2.55	1.91	-
Total Kjeldahl Nitrogen (g/kg)												
0-6	0.23	3.17	3.71	0.35	4.22	4.00	0.34	3.36	4.09	0.79	5.18	5.83
6-12	0.19	3.03	3.39	0.30	3.78	3.66	0.31	1.87	3.06	0.38	4.82	5.41
12-18	0.14	1.48	2.45	0.26	2.26	3.14	0.29	0.82	2.04	0.34	3.34	3.95
18-24	0.25	0.88	1.99	0.18	1.44	2.50	0.23	0.52	1.56	0.31	1.50	1.99
24-30	0.36	0.48	-	0.27	0.98	-	0.28	0.58	-	0.23	0.92	-
30-36	0.44	0.54	-	0.32	0.79	-	0.30	0.47	-	0.30	0.60	-
Electrical Conductivity (s/m)												
0-6	0.15	0.24	0.07	0.12	0.18	0.08	0.13	0.43	0.10	0.12	0.37	0.09
6-12	0.25	0.30	0.08	0.25	0.26	0.10	0.28	0.50	0.15	0.23	0.50	0.16
12-18	0.59	0.40	0.14	0.25	0.42	0.16	0.32	0.48	0.19	0.32	0.56	0.27
18-24	0.29	0.87	0.30	0.29	0.40	0.27	0.32	0.47	0.31	0.34	0.64	0.31

Table 2-1 *Pre and Post Amendment Soil Conditions*

	AB-1			AB-2			WC-1			WC-2		
Depth (in)	**Pre**	**Post**		**Pre**	**Post**		**Pre**	**Post**		**Pre**	**Post**	
	2008	**2009**	**2015**	**2008**	**2009**	**2015**	**2008**	**2009**	**2015**	**2008**	**2009**	**2015**
24-30	0.31	1.49	-	0.34	0.42	-	0.36	0.46	-	0.39	0.65	-
30-36	0.33	1.22	-	0.34	0.43	-	0.35	0.41	-	0.34	0.56	-
Calcium (g/kg)												
0-6	8.76	14.37	6.88	6.13	10.51	7.06	8.75	11.38	7.79	9.02	18.80	9.23
6-12	23.71	13.47	6.90	18.73	11.32	6.88	17.37	13.67	7.46	16.49	17.46	9.22
12-18	20.43	21.51	7.39	22.62	14.75	7.34	18.09	17.03	8.38	20.87	16.45	9.82
18-24	25.56	31.74	13.65	26.56	20.30	10.74	17.40	24.16	12.06	21.26	18.06	11.17
24-30	24.98	29.31	-	37.05	26.03	-	20.49	19.09	-	31.43	14.85	-
30-36	26.92	30.44	-	31.17	22.40	-	22.74	19.13	-	27.69	19.09	-
Chloride (mg/kg)												
0-6	14.86	75.52	12.5	14.57	25.03	12.42	10.22	96.95	10.78	14.23	75.58	7.93
6-12	60.83	108.3	13.82	76.38	39.96	14.49	43.71	284.74	13.02	33.35	137.6	10.10
12-18	166.0	1039	15.33	156.9	173.2	15.84	62.22	674.83	15.10	90.14	254.3	12.85
18-24	253.1	1034	10.13	263.5	428.5	12.77	91.38	672.63	13.34	163.7	551.0	14.96
24-30	196.2	1818	-	263.1	453.2	-	195.2	613.47	-	287.2	860.7	-
30-36	214.0	2346	-	279.7	566.7	-	214.9	522.26	-	334.5	988.1	-
Manganese (mg/kg)												
0-6	-	4.59	1.29	-	3.74	1.10	-	7.99	1.48	-	6.29	2.26
6-12	-	4.57	1.37	-	4.12	1.03	-	7.57	1.39	-	6.12	2.61
12-18	-	2.69	1.05	-	3.50	1.05	-	6.32	1.08	-	5.70	2.65
18-24	-	3.09	0.64	-	3.44	0.83	-	6.61	1.27	-	5.28	1.41
24-30	-	3.36	-	-	3.39	-	-	5.50	-	-	2.74	-
30-36	-	3.68	-	-	4.88	-	-	4.64	-	-	2.22	-
Magnesium (g/kg)												
0-6	7.11	2.24	1.25	8.95	2.88	1.24	5.31	3.48	1.08	5.21	2.53	0.79
6-12	3.03	1.88	1.38	3.57	2.99	1.45	3.55	3.63	1.30	3.10	3.28	1.01
12-18	2.85	1.78	1.53	2.76	2.83	1.58	3.20	3.52	1.51	2.92	3.77	1.29
18-24	2.39	1.47	1.01	2.07	2.17	1.28	3.13	3.13	1.33	3.17	3.75	1.50
24-30	1.98	1.43	-	1.05	1.73	-	2.87	3.17	-	3.08	4.03	-
30-36	1.56	1.55	-	0.65	1.47	-	2.97	2.42	-	2.21	3.36	-
Phosphorus (mg/kg)												
0-6	4.34	11.99	2.39	7.41	13.69	2.05	8.02	10.00	1.69	7.25	9.32	1.32
6-12	3.82	14.66	1.52	5.35	14.30	3.28	6.24	9.08	1.00	5.60	10.43	1.32
12-18	4.79	11.03	1.35	4.17	9.57	1.84	5.95	6.31	0.86	5.04	7.48	1.12
18-24	5.82	7.50	1.14	3.91	5.87	1.51	5.74	5.96	0.84	4.33	2.59	0.47
24-30	5.54	7.13	-	4.61	6.13	-	4.45	6.55	-	3.20	2.93	-
30-36	4.08	4.34	-	3.05	6.09	-	6.16	5.74	-	4.42	2.98	-
Sodium (mg/kg)												
0-6	54.32	17.49	31.87	47.95	9.90	36.04	54.76	38.52	42.44	58.56	38.39	39.25
6-12	41.52	13.70	34.23	45.59	10.77	39.18	44.72	62.36	51.50	47.19	64.39	46.24
12-18	42.09	20.92	32.39	35.93	15.36	39.42	39.24	77.84	63.31	39.48	87.47	53.82
18-24	69.61	227.3	43.98	35.16	16.74	34.99	51.11	68.76	74.73	40.61	90.36	60.84

Table 2-1 *Pre and Post Amendment Soil Conditions*

	AB-1			AB-2			WC-1			WC-2		
	Pre	Post		Pre	Post		Pre	Post		Pre	Post	
	2008	2009	2015	2008	2009	2015	2008	2009	2015	2008	2009	2015
Sodium (mg/kg)												
24-30	63.07	503.3	-	49.76	18.80	-	49.72	53.33	-	48.39	81.05	-
30-36	60.00	408.1	-	49.69	23.13	-	53.67	42.40	-	43.18	65.19	-

2.2.1 pH

Before the addition of organic amendments, the pH ranged between 8.3 and 9.7 S.U. Within each plot, pH generally decreased at depths up to 18 inches, increased up to 30 inches, and then again decreased. Plots AB-2 and WC-2 had higher pH values along the depths compared to plots AB-1 and WC-1. Among all the four plots, plot AB-2 had the highest pH and WC-1 had the lowest along the depths. The difference in the pH among the four plots at each depth level was not statistically significant, indicating all four plots had similar pH conditions before the addition of organic amendments.

Post-amendment pH values ranged between 8.1 and 9.9 within plots AB-1, WC-1 and AB-2. For plot WC-2, pH ranged from 8.0 to 8.9. On an average, plot AB-1 had elevated pH along the depths, while plot WC-2 had low pH. Plots AB-1 and AB-2 pH increased steeply at a soil depth of 12 inches, while plots WC-1 and WC-2 gradually increased as depth increased. At 24-30 inch, plot AB-2 had highest pH and WC-2 had the lowest pH.

When compared to pre-amendment phase, pH values in post-amendment plots AB-1, WC-1 and AB-2 decreased to the depth of 18 inches, and then increased. Conversely, in plot WC-2, pH was lower at all depth levels compared to the pre-amendment phase. There was no statistically significant change in the pH of the plots after the addition of organic amendments.

2.2.2 Total Organic Matter (TOM)

In the pre--amendment phase, TOM ranged from 1% to 4.1%. TOM in Plots AB-1 and WC-1 increased with increasing depth; in plot AB-2, TOM first decreased and then increased with increasing depth. In plot WC-2, as the depth increased the TOM decreased and then increase with the maximum TOM at the depth of 18-24 inches. All four plots had similar TOM before addition of bio-solids as no significant difference was observed between the means of the plots at each depth levels.

After the addition of organic amendments, the TOM decreased as the depth increased, and ranged from 1.8% to 12.7% between the plots. Plot WC-2 had significantly higher TOM relative to other plots up to a depth of 18 inches. In plots AB-1, WC-1 and AB-2, there was gradual decrease in the TOM with increasing depth. In plot WC-2, there was a sharp decrease in TOM after 12 inches; this plot had the least TOM at depths of 30 inches and 36 inches compared to other plots. Statistically significant differences in the means were observed between plot WC-2 and other plots up to the depth of 18 inches.

When compared to pre-amendment phase, TOM in post-amendment phase plot WC-2 was elevated up to a depth of 18 inches. There was no such significant increase in plot AB-2 at any

depth. TOM increased in plots AB-1 and WC-1 at depths up to 12 inches and 6 inches, respectively.

2.2.3 Total Kjeldahl Nitrogen (TKN)

For the pre-amendment phase, up to 6 inches, TKN within WC-2 was 0.08% while other plots had TKN less than 0.04%. Plot WC-2 had higher TKN relative to other plots up to 6 inches, and decreased in TKN as the depth increased. No such variation in TKN was observed in the other three plots which ranged between 0.02% and 0.04%. This higher concentration of TKN at the 0-6 inch depth in plot WC-2 was significant, as mean differences were observed for plots AB-1 and WC-2 due to high concentrations of TKN in WC-2 and low concentrations in AB-1.

There was significant increase in TKN after addition of organic amendments. Post-amendment TKN concentrations ranged from 0.23 g/kg to 5.18 g/kg between the plots. TKN gradually decreased with increasing depth in all four plots. Both AB-2 and WC-2 plots had higher TKN compared to AB-1 and WC-1 plots at all depth intervals. The TKN was highest at plot WC-2 and lowest at plot WC-1. The difference in the TKN between the plots was statistically significant at the 0-6 inch depth for plots AB-1 and WC-2, and at the 6-12 inch depth for plots WC-1 and AB-2. A statistically significant difference in mean TKN was also observed at the depth of 6-12 inches and 12-18 inches for plots WC-1 and WC-2.

There was a higher percentage of TKN in all four plots in post-amendment phase compared to the pre-amendment phase. After the addition of organic amendments, the TKN was higher in the upper depths (from 0-24 inches), ranging from 0.23 g/kg to 5.18 g/kg compared to in the pre-amendment phase, when TKN ranged from 0.14 g/kg to 0.79 g/kg in the same depth interval. Statistically significant differences in the mean concentrations of pre- and post-amendment phases were observed up to depth of 12 inches within plots AB-1 and WC-1 and up to 18 inches within plots AB-2 and WC-2.

2.2.4 Electrical Conductivity (EC)

Prior to the addition of organic amendments to the plots, the EC ranged between 0.12 S/m and 0.59 S/m across the plots, with the highest EC observed in plot AB-1 at the 12-18 inch depth interval. All four plots had similar EC values and no significant differences between the plot means at each depth level were identified.

In the post-amendment phase, ECs in plots WC-1, AB-2 and WC-2 gradually increased with increasing depth, and ranged from 0.18 S/m to 0.64 S/m. In plot AB-1, the EC ranged from 0.18 S/m to 1.49 S/cm; there was a sharp increase in EC below 24 inches. The differences in the EC means between plots was not significant.

After addition of organic amendments, there was a notable increase in EC in all four plots. The post-amendment ECs ranged from 0.18 S/m to 1.49 S/m. The increase between pre- and post-amendment EC was not significant, indicating there was no change in EC after the addition of organic amendments.

2.2.5 Calcium (Ca)

For the pre-amendment phase, plots AB-2 and WC-2 had higher concentrations of Ca compared to plots AB-1 and WC-1. The differences in concentration were statistically significant from the 12 inch to 36 inch depth interval between the low (AB-2, WC-2) and high amendment (AB-1,

WC-1) concentration plots. Highly significant differences in mean Ca concentrations were observed for plots AB-1 and AB-2 and plots WC-1 and AB-2 for depths greater than 12 inches and between the plots AB-1 and WC-2 and WC-1 and WC-2 for depths greater than 18 inches.

There was significant decrease in the Ca concentration following the addition of the amendment. Ca concentrations ranged from 10.5 g/kg to 31.7 g/kg between the plots. There was a non-linear increase in the Ca concentration as depth increased within each plot. Plot AB-1 had high Ca concentrations at depths intervals greater than 24 inches; plot WC-2 had the lowest Ca concentrations at depths greater than 24 inches. Ca mean concentration differences were statistically significantly greater in plots AB-1 and WC-2 at the 24-30 inch depth interval.

The decrease in the Ca concentration following the addition of the amendment was highly significant in plots AB-2 and WC-2 deeper than 12 inches of depth. There was no change in the Ca concentration after the addition of bio-solids in plots AB-1 and WC-1.

2.2.6 Chloride (Cl)

Pre-amendment chloride concentrations ranged from 10.2 mg/kg to 334.5 mg/kg, with increasing concentration as depth increases. On average, AB-2 had the highest chloride concentration and WC-1 had the lowest concentration. Statistically significant differences in the mean concentrations were observed for plots AB-1 and AB-2 and plots WC-2 and WC-1 at the 18-24 inch depth.

After the addition of organic amendments, the chloride concentration increased with increasing depth. Post-amendment chloride concentrations ranged from 25 mg/kg to 2346 mg/kg between the plots. There was significant increase in the chloride concentration at depths greater than 12 inches. On average, plot AB-1 had the highest chloride concentration and plot AB-2 had the least. There was no significant difference in the mean chloride concentrations between the plots.

When compared to pre- to post- amendments, chloride concentrations in the post amendment phase in all plots increased as depth increased. This increase was not statistically significant except for plot AB-1 at 36 inches.

2.2.7 Magnesium (Mg)

Before applying organic amendments, all four plots exhibited decreases in the Mg concentration with increasing depth. The Mg concentration was higher in the top 6 inches, followed by a sharp decrease in concentration to a depth of 12 inches, in all four plots. There was no statistical difference between the mean Mg concentrations across the four plots.

In the post-amendment phase, non-linear gradual decreases in the Mg concentration were observed with increasing depth in all plots and ranged from 1.4 g/kg to 4.0 g/kg. Plots WC-1 and WC-2 had the highest Mg concentration; plots AB-1 and AB-2 had the lowest Mg concentration. The difference in mean Mg concentrations between plots AB-1 and WC-2 were statistically significant at depths greater than 24 inches. Statistically significant differences in mean Mg concentrations were also observed between plots AB-2 and WC-2 at 24-30 inches.

In the post-amendment phase, there was considerable decrease in the Mg concentration up to 6 inches when compared to the pre-amendment phase. This decrease was significant in plot AB-1

and highly significant in plot AB-2 at the depth of 6 inches. The decrease in other plots WC-1 and WC-2 was not statistically significant.

2.2.8 Manganese (Mn)

Prior to the addition of the amendments, Mn concentrations were measured within each plot. WC-1 exhibited a sharp increase in Mn concentration with increasing depth, and Mn in AB-1 decreased up to the 18 inch depth interval and then increased in concentration with increasing depth. The differences observed in the Mn concentration between the plots were not significant, indicating all four plots had similar concentration of Mn at each depth interval prior to the addition of bio-solids.

After the addition of the amendment, there was a significant decrease in Mn concentrations in all plots; however, WC-1 had higher Mn concentrations at all depths as compared to other plots. Post-amendment differences in the Mn concentrations between plots were not significant at any depth interval.

When compared to the pre-amendment phase, all plots in the post-amendment phase had statistically significant decreases in Mn concentrations: below 24 inches in Plot AB-1 and AB-2, at all depths in WC-1, and at the depths of 0-6 inches and 30-36 inches in WC-2.

2.2.9 Phosphorus (P)

All plots had similar concentration of phosphorus, which ranged from 3.2 mg/kg to 8.0 mg/kg. WC-1, AB-2 and WC-2 contained higher P concentration at above 12 inches while plot AB-1 contained lower P concentrations at the same depths. In the pre-amendment phase, there were no significant differences in P concentrations among the four plots at each depth interval, indicating all four plots had similar baseline P conditions.

In the post-amendment phase, there was generally an increase in the P concentration in all plots. Phosphorus concentrations ranged from 2.9 mg/kg to 14.7 mg/kg between the plots. The P concentration decreased with increasing depth. In the post-amendment phase there was no statistically significant differences in P concentrations among the four plots.

All plots in the post-amendment phase had higher P concentrations at all depths when compared to the pre-amendment phase. These differences in the P concentrations between pre- and post-amendment were not statistically significant except for plots AB-1 and AB-2. Plots AB-1 and AB-2 had significantly higher differences in the means of pre-and post-amendment phases at the 6-12 inch depth interval.

2.2.10 Sodium (Na)

Prior to the addition of the amendment, there was a decrease in the Na concentration up to the depth of 18 inches and then an increase in concentration with increasing depth in all four plots. The pre-amendment Na concentrations ranged from 35.16 mg/kg to 63.07 mg/kg between the plots. There was no statistical difference in mean Na concentrations between plots except for plots AB-1 and AB-2; plot AB-1 had the highest Na concentration, while AB-2 had the lowest, especially at the 18-24 inch depth interval.

In the post-amendment phase, Na concentrations increased in all four plots with increasing depth. In plot AB-1, Na concentrations increased at depths greater than 18 inches, and

decreased at depths greater than 30 inches. All other plots indicated gradual increases in Na concentrations with depth. These differences in the Na concentrations between plots were not statistically significant.

In the pre-amendment phase, all plots exhibited gradual changes in Na concentrations across the depths, and Na concentrations generally increased with increasing depth. This difference in the concentration between pre- and post-amendment amendments was not statistically significant, indicating there was no significant change in the concentration of Na after the addition of bio-solids.

2.3 Soil Analysis of Willow Plot 14-2

Table 2-2 *2015 Soil Concentrations*

Plot 14-2

Depth	**pH (S.U.)**	**TOM (%)**	**TKN (g/kg)**	**EC (S/m)**	**Ca (g/kg)**	**Cl (mg/kg)**	**Mn (mg/kg)**	**Mg (g/kg)**	**K (g/kg)**	**Na (mg/kg)**	**Cu (mg/kg)**	**Zn (mg/kg)**
0-6	8.12	6.10	4.77	0.07	8.56	15.64	2.04	1.56	0.53	33.43	0.65	0.26
6-12	8.06	2.15	1.75	0.13	8.41	13.89	1.80	1.39	0.30	31.91	0.50	0.10
12-18	8.48	5.26	1.05	0.22	12.59	11.18	1.04	1.12	0.20	35.37	0.47	0.07
18-24	8.47	5.33	1.03	0.31	15.26	12.22	0.77	1.22	0.11	39.21	0.59	0.12

3. SOIL HEALTH ASSESSMENT BY CORNELL

3.1 Methods

In 2008, soil baseline samples were collected from the same locations identified for analysis by SUNY-ESF. Of the 24 soil samples collected, eight were from each of plots AB-1 and WC-1, and four from plots AB-2 and WC-2. Fewer samples were collected from plots AB-2 and WC-2 due to the incorporation of organic amendments already underway in these plots at the time of the health sampling event. The soil health samples were collected from the upper six inches of the Solvay material using a protocol developed by Cornell University in their *Cornell University Soil Health Assessment Training Manual (CSHTM), Edition 2.0* (Gugino *et al.* 2009). Soil samples were collected and shipped to the Cornell Nutrient Analysis Lab for processing.

3.2 Results

Results are summarized as **Table 3-1** and discussed below.

Table 3-1 *Cornell Soil Health Assessment*

Parameter	Units	Solvay Waste (Baseline Conditions)	Post Amendment AB-1	Post Amendment AB-2	Post Amendment WC-1	Post Amendment WC-2
Wet Aggregate Stability	%	72	87	93	96	99
Available Water Capacity	m/m	0.54	0.56	0.59	0.48	0.48
Surface Hardness	psi	118	151	51	107	59
Subsurface Hardness	psi	220	288	165	209	153
Percent Sand	%	15	35	24	34	44
Percent Clay	%	14	9	9	13	11
Percent Silt	%	71	56	67	53	46
NRCS Texture		Silt loam	Silt loam	Silt loam	Silt loam	Loam
Organic Matter	%	4.8	8.8	9.5	12	13
Active Carbon	mg/kg	400	781	885	830	899
Potentially Mineralizable Nitrogen	µgN/ gdwsoil/ week	12.5	61	66	34	41
Root Health Rating (1-9)		3.9	4.0	4.5	4.9	6.2
pH H_2O	S.U.	8.7	7.9	8.1	8.1	8.1
Extractable phosphorous	mg/kg	116	199	179	137	160
Extractable potassium	mg/kg	57	651	835	1112	1274
Extractable magnesium	mg/kg	6037	3826	5483	5518	5276
Extractable calcium	mg/kg	148143	38346	39036	62149	66151

Table 3-1 *Cornell Soil Health Assessment*

Parameter	Units	Solvay Waste (Baseline Conditions)	Post Amendment AB-1	Post Amendment AB-2	Post Amendment WC-1	Post Amendment WC-2
Extractable Iron	mg/kg	15	12	9.0	10	33
Extractable aluminum	mg/kg	133	108	98	113	144
Extractable manganese	mg/kg	51	57	63	95	122
Extractable zinc	mg/kg	3.2	5.4	6.7	14	24
Extractable nitrate	mg/kg	23	894	1304	165	230

3.2.1 Wet Aggregate Stability (%)

Wet aggregate stability measures the extent to which soil aggregates resist falling apart when saturated and struck by rain drops. Soils with low aggregate stability are more likely to form a surface crust which reduces water infiltration and air exchange and increases soil drying time. Percent aggregate stability prior to the application of organic amendments ranged considerably, from 15% in section AB-1 to 100% in section WC-2. The AB-2 and WC-2 sections both had very high average values of 96% and 100% respectively. In general, the area on the eastern side of the access road in the demonstration plot had lower aggregate stability values compared to the sections on the west side of the access road.

Following the addition of organic amendments, the percent aggregate stability increased in sections AB-1 and WC-1, where the baseline samples had been lower. There was little change in the values for sections AB-2 and WC-2, which were both very high prior to the addition of the organic amendments. The data from these plots appears to indicate that the Solvay material has optimal to above optimal aggregate stability in comparison to mineral agricultural soil benchmarks. However, the standard test for mineral soils does not adequately reflect the unique dynamics of Solvay waste. In general, the Solvay material has very little structure and would be classified as weak, fine, granular structure, if it existed as a natural material. When the Solvay material does form an aggregate, it is usually very hard and would not be broken down under the rain simulator used in this test. Since aggregates are selected from the samples for this test, the material used consisted of hard pieces of Solvay waste that are not easily broken down. If some Solvay waste is removed from the surface of the aggregate during this test, it tends to hold together as a paste and does not easily move through a sieve. In part this is due to the high moisture holding capacity of the Solvay material. In contrast, mineral soils will result in small particles that are entrained in the flow of water and will move easily through a sieve, resulting in lower aggregate stability values.

3.2.2 Available Water Capacity (m/m)

Available water capacity is the amount of water stored in soil that is available for plant use. Average baseline Solvay waste available water capacity was 0.54 m/m, which indicates that Solvay waste has the ability to hold large amounts of water. Available water capacity was generally greatest in sections AB-2 and WC-2. Fields amended with AB-1 and AB-2 indicated the

greatest post-mixing available water capacity (over 0.5), but the change was not significant for either of the sections. Fields amended with WC-1 and WC-2 exhibited decreased available water capacity compared to the same fields before amendment mixing, but the changes were not significant. The average post- amendment values for AB-1 (0.56) and AB-2 (0.59) and WC-1 and WC-2 (both 0.48) were associated with a more narrow range than before-amendment values for the same fields. These available water capacity values indicate that the Solvay material alone and when mixed with organic material has the capacity to hold large amounts of water. Due to the high salt concentrations, not all of this water may be available to the plants.

3.2.3 Surface and Subsurface Hardness (psi)

Surface and subsurface hardness indicate the ability for roots to grow in soil. Roots cannot penetrate soil with a penetrometer reading above 300 psi. Surface hardness for all pre- and post-amendment samples were generally well below levels that would restrict root penetration (225 psi). Average subsurface hardness (211 psi) for all pre- and post-amendment samples was twice the surface hardness (103 psi). Surface hardness in untreated sections was lowest in WC-1 and WC-2. Untreated AB-1 and AB-2, which are at the northern end of Plot 14-1, had the greatest surface and subsurface hardness. The greatest reduction in surface hardness occurred in sections AB-2 and WC-2, 82 and 39 psi respectively, where the rate of organic material added was greater. The low surface hardness of this material is also a limitation when trying to access the plot with equipment when the Solvay waste is wet.

3.2.4 Particle Size Distribution and Texture

Soils are classified into textural classes by the percentage of sand, silt, and clay particles. The percentage of sand, silt, loam, and clay in the soil health samples were obtained using the pipette method. The pipette method utilizes Stoke's Law by extracting subsamples of a soil suspension at a given depth after a pre-established settling time for each size fraction of interest. After extracting the sample, it is dried, weighed, and the percentage of the total soil in suspension present in each sample is calculated.

Across all plots, silt-sized particles were the largest component of the pre amended soil (71%). Using the USDA Textural Soil Classification, all fields would be classified as silt loam both before and after organic amendments were added, except field post-mixing WC-2, which would be classified as a loam. After the addition of organic amendment, all plots had an increase in proportion of sand-sized particles and a decrease in silt- and clay-sized particles.

3.2.5 Organic Matter (%)

Organic matter greatly impacts soil aggregate stability and available water capacity, and provides nutrients to plants. The percent organic matter is assessed based on the change in weight after a sample is dried at 105°C to remove all water then ashed for two hours at 500°C. The percent weight loss (*i.e.*, loss on ignition) is converted into percent organic matter using the equation, % organic matter = (% loss on ignition (grams) * 0.7) - 0.23.

However, these methods used to quantify soil organic matter have limitations because the Solvay material contains carbonates that can improperly inflate organic matter values. Results reported here provide an indication of the trend that occurs when the organic amendments are incorporated. Pre-amendment percent organic matter averaged 4.8%, and ranged from 3.7% in plot AB-1 to 7.6% in plot WC-2. The baseline values were higher on the eastern side of the

demonstration area in AB-2 and WC-2.Organic matter content increased significantly in all plots following organic amendment. Post amendment values ranged from 8.8% in plot AB-1 to 13.4% in plot WC-2.

3.2.6 Active Carbon (mg/kg)

The methods used to evaluate active carbon as part of these tests have limitations because the Solvay material contains carbonates that volatilize during heating, resulting in an overestimate of active carbon. Reported results provide an indication of the trend that occurs when the organic amendments are incorporated. Addition of organic amendment consistently resulted in increased active carbon across all plots, consistent with increased percent organic matter. Plots AB-2 and WC-2 with the higher application rate were associated with a greater increase in active carbon. Final active carbon averages ranged from 781 mg/kg in AB-1 to 899 mg/kg in WC-2 compared to baseline conditions of 400 mg/kg.

3.2.7 Potentially Mineralizable Nitrogen (µg N/g-dw-soil/week)

Potentially mineralizable nitrogen (PMN) indicates the capacity of the soil microbial community to convert (mineralize) organic nitrogen into the plant available inorganic form of ammonium. Low PMN indicates a smaller and/or less active population of soil microbes available. To assess the amount of PMN, soil samples are incubated for 7 days. The difference between the time 0 and time 7-day ammonium concentration is used to calculate the rate at which organic nitrogen is mineralized. In agricultural soils, optimal ranges for PMN are greater than 10 µg N/g-dw-soil/week (sand and silt soils) or greater than 13 µg N/g-dw-soil/week (clay soils).
The low density of the Solvay material affects the interpretation of the results from this test. The benchmark levels for mineral soils are difficult to apply to this material because the final value is based on the weight of the soil. As a result, the values reported for the low density Solvay material will be greater than values for higher-density mineral soils.

PMN was lowest on the western side of the pilot area in sections AB-1 (9.7 µg N/grams dry weight soil per week) and WC-1 (3.9 µg N/grams dry weight soil per week) prior to the addition of organic amendments. On the eastern side of the pilot area, the levels were higher. WC-2 had a PMN level above 30 µg N/grams dry weight soil per week.

PMN increased in all sections following the addition of organic amendments, but the increase was lowest for WC-1. The higher rate of mixing of organic amendments (AB-2 and WC-2) was associated with only a slightly greater PMN (53 µg N/grams dry weight soil per week) compared to the lower rate of mixing in AB-1 and WC-1 (48 µg N/grams dry weight soil per week). The increase in PMN was greater in plots AB-1 and AB-2 than in plots WC-1 and WC-2.

3.2.8 Root health Bioassay

Root health assessment is a measure of the quality and function of the roots. Root heath is indicated by size, color, texture and the absence of symptoms and damage by root pathogens including the fungi *Fusarium*, *Pythium, Rhizoctonia,* and *Thielaviopsis*, and plant-parasitic nematodes such as the northern root-knot nematode (*Meloidogyne hapla*). Bean plants, such as cv. 'Hystyle' or others, are grown in 200 cubic centimeters (cm^3) of the sampled soil under greenhouse conditions for four weeks and the roots are rated for health on a scale of 1 to 9 as follows:

- **1** =white and coarse textured hypocotyl and roots; healthy;

- **3** = light discoloration and no necrotic lesions to a maximum of 10% of hypocotyl and root tissues with lesions;
- **5** = approximately 25% of hypocotyl and root tissue have lesions, but the tissues remain firm. There is little decay or damage to the root system (F); and
- **7 to 9** = 50 to ≥ 75% of hypocotyl and roots severely symptomatic and at advanced stages of decay.

The root health rating decreased, in plot AB-1 following the addition of organic amendments, but increased in plots AB-2, WC-1, and WC-2. Plot AB-1 was the only plot to have improved root health despite having the lowest organic matter content after amendment. The timing of the sampling and the methods used to mix the organic material both may have had an effect on these assessments. Post amendment samples were collected shortly after the mixing was completed and it is probable that the matrix of material had not reached an equilibrium condition by the time sampling occurred. As a result, the roots from the test plants would have encountered conditions associated with Solvay material and then quite different organic amendments over relatively short spaces resulting in poor root health and plant growth. Lengthening the time between the addition of the organic amendments and the time when material is planted will allow the material to reach an equilibrium before the willow is planted.

The use of bean plants for this test has many benefits for typical agricultural soils, but is likely not a good bioindicator for Solvay waste. In addition the beans used for this rapid assay are suited for a soil pH range of 6-7 and the Solvay material had a pH of above 8 both before and after mixing. The pH of the Solvay material is apparently too high for beans and is likely part of the reason for the poor root health rating scores.

3.2.9 pH

The pH was evaluated manually, using a standard pH meter and electrodes, or automatically, using a Fisher CAT™ titrimeter after suspending one part water to one part soil. Optimal values for pH in agricultural soils range from pH 6.5 to pH 7.35. Prior to organic amendment, each plot had a pH within the range of 8 to 9. All plots had a decrease in pH after organic amendment, ranging from 7.9 (plot AB-1) to 8.1 (all other plots).

3.2.10 Extractable Phosphorus, P (mg/kg)

Plant macro and micronutrient optimal concentrations vary from species to species. Essential elements may exceed the critical concentrations or may not be sufficiently available for growth to occur. Nutrients are extracted with Morgan's solution (a sodium acetate/acetic acid solution) buffered at a pH 4.8. Activated carbon is added to the extraction to aid in the removal of organic matter and to help decolorize the extraction solution. After shaking, the extraction slurry is filtered and analyzed for nutrients.

The values P are much higher than typical soils. Since extractable phosphorus is a standard set of tests for soil health conditions, it was not possible to modify the procedure for the unique characteristics of the Solvay waste. P was on average six times greater for the untreated eastern fields (AB-2 and WC-2) than that of the untreated western fields (fields AB-1 and WC-1). In plots AB-1 and AB-2, P measurements ranged from 41.5 mg/kg to 170 mg/kg. The P levels in the areas where WeCare amendments were added ranged from 52 mg/kg to 112 mg/kg. P values had a greater increase in plots amended with Anheuser Busch biosolids than those amended with WeCare.

3.2.11 Extractable Potassium, K (mg/kg)

Prior to the addition of organic amendments, average extractable potassium was approximately 17 mg/kg in the western sections (AB-1 and WC-1) and approximately 52 mg/kg in the eastern sections (AB-2 and WC-2). Organic amendment resulted in increased extractable K to levels ranging from 217 mg/kg to 775 mg/kg. A greater mean extractable K was associated with the higher rate of added organic waste (527 mg/kg, fields AB-2 and WC-2). The greatest increase in extractable K occurred in the field with the higher rate of mixing of WeCare amendments (637 mg/kg, field WC-2).

3.2.12 Extractable Magnesium, Mg (mg/kg)

Average extractable magnesium was greatest in the untreated western sections (AB-1 and WC-1). Pre amendment extractable magnesium averaged 6,037 mg/kg. Addition of organic waste was followed by a decrease in average extractable Mg in all four plots, ranging from 3,826 in AB-1 to 5,518 in WC-1. However, in all cases, the levels of Mg are higher than typical agricultural soils due to the nature and composition of the Solvay waste.

3.2.13 Extractable Calcium, Ca (mg/kg)

Extractable calcium averaged over 145,000 mg/kg in pre-amended plots due to the nature and composition of the Solvay waste. Addition of organic waste was followed by a 60% to 80% decrease in the extractable Ca level; average values for all sections averaged about 50,000 mg/kg. Reduction in extractable calcium was likely associated with the reduction in pH. Extractable calcium averages per higher in WC-1 and WC-2 after the addition of organic amendment.

3.2.14 Extractable Iron, Fe (mg/kg)

Average extractable iron for untreated fields was lower in the northern sections (AB-1 and AB-2) than the southern sections (WC-1 and WC-2) of Plot 14-1. Fields with higher rate of mixing of organic amendments (AB-2 and WC-2) had an increase in mean extractable Fe, 4.5 mg/kg and 16.7 mg/kg, respectively; however, this increase is not statistically significant due to a high degree of variability.

3.2.15 Extractable Aluminum, Al (mg/kg)

Extractable aluminum averaged 133 mg/kg prior to the addition of organic amendments. After the addition of organic waste, three of four fields (AB-1, AB-2, and WC-1) decreased extractable aluminum. The higher rate of addition of Anheuser-Busch organic amendments (AB-2) yielded the greatest decrease (59%) in extractable aluminum. Reduction in extractable aluminum was associated with reduced pH in every field except WC-2.

3.2.16 Extractable Manganese, Mn (mg/kg)

Mean extractable manganese stayed increased in all fields after the addition of organic amendments. The increase in mean extractable manganese was greater for the WeCare organic amendments (45%) than the Anheuser-Busch organic amendments (29%). Reduced pH was associated with increased extractable manganese.

3.2.17 Extractable Zinc, Zn (mg/kg)

Extractable zinc increased in all plots after the addition of organic amendments. Fields treated with WeCare organic amendments had higher average levels of extractable zinc (9.6 mg/kg) than

those treated with Anheuser-Busch organic amendments (3.0 mg/kg). The greatest increase in mean extractable zinc was observed in WC-2 (3.4 mg/kg to 12.0 mg/kg). Similar to the trend observed for manganese, the untreated field with the lowest pH (pH 8.4, field WC-2) and the smallest change in pH (a decrease of 0.3 units) expressed the greatest pre-amendment extractable Zn (3.4 mg/kg) and the greatest change in extractable Zn, an increase to 24 mg/kg. The levels of extractable Zn in all these sections both before and after the addition of organic amendments were above the optimal value (>0.25) for agricultural soils.

4. REFERENCES

Gugino, B.K., Idowu, O.J., Schindelbeck, R.R., van Es, H.M., Moebius-Clune, B.N., Wolfe, D.W., Thies, J.E., Abawi, G.S. 2009. Cornell Soil Health Assessment Training Manual, Edition 2.0. Cornell University, Geneva, NY. Available from: <http://soilhealth.cals.cornell.edu/>.

Mirck, J. and T.A. Volk. 2010. Seasonal Sap Flow of Four *Salix* Varieties Growing on the Solvay Wastebeds in Syracuse, NY, USA. *International Journal of Phytoremediation*. 12(1): 1-23

Richards, L.A. *1969. Diagnosis and improvement of saline and alkali soils. Agric. Handb. No. 60, USDA. U.S. Government Printing Office, Washington, D.C.*

Wilde S.A., Voight G.K., and Iyer J.C. 1972. Soil and plant analysis for tree culture. Oxford and IBH Publishing Co, New Delhi, p 209p

APPENDIX D
WATER BUDGET MODELING AND EVALUATION

CONTENTS

1.	**SHAW Modeling**	**2**
1.1	Site Characteristics	2
1.2	Climate Data	3
1.3	Vegetation	4
1.4	Soil	7
1.4.1	Soil Moisture and Temperature Profiles	7
1.4.2	Profile Depth and Physical Characteristics	7
2.	**Model Verification**	**10**
2.1	Soil Moisture	10
2.2	Transpiration	10
3.	**Water Budget Results**	**12**
4.	**Root Zone Percolation**	**16**
5.	**References**	**17**

LIST OF TABLES (IN TEXT)

1-1	Site and Vegetation Inputs
1-2	Average Weather Conditions by Month
1-3	Total Precipitation by Month
1-4	SHAW Model Updates to Vegetation Growth Parameters
1-5	Updated Willow Growth File
1-6	Updated Traditional Cover Growth File
1-7	Soil Temperature and Moisture Profile Updates
1-8	SHAW Model Updates to Soil Parameters
3-1	Annual Water Budget Results

LIST OF FIGURES (IN TEXT)

1-1	Modeled soil profiles for the traditional and willow ET covers
2-1	SHAW Soil Moisture Verification Plots
2-2	SHAW Transpiration Verification Plot
3-1	Monthly Precipitation totals
3-2	Monthly Evaporation Totals for the Willow-based ET Cover and the Traditional Cover
3-3	Monthly Runoff Totals for the Willow-based ET Cover and the Traditional Cover
3-4	Monthly Percolation Totals for the Willow-based ET Cover and the Traditional Cover

LIST OF ATTACHMENTS

D-1	SHAW Raw Model Output (electronic copy only)
D-2	Seasonal Water Budget Evaluation
D-3	Root Zone Percolation Data

1. SHAW MODELING

The following sections discuss SHAW model input datasets and updates to input values based on considerations of monitoring data, site observations, continued literature review, and expert input (Flerchinger 2015 and 2017). SHAW model inputs include the following data sets:

- Site characteristics (**Section 1.1**)
- Climate (**Section 1.2**)
- Vegetation (**Section 1.3**)
- Soil (**Section 1.4)**
    - Initial moisture and temperature profile (**Section 1.4.1**)
    - Profile depth and physical characteristics (**Section 1.4.2**).

Verification of the updated model is presented in Section 2; results from the updated model are given in Section 3 and a summary of a lysimeter study is given in Section 4.

1.1 Site Characteristics

Site characteristics are shown in **Table 1-1** below. Updated site characteristics are explained as follows.

- The albedo of dry soil for the traditional cover was decreased to reflect darker topsoil due to incorporation of organic amendments.
- As per Flerchinger (2015), the boundary condition for heat flow was changed to use a model-estimated temperature to better simulate soil freeze\thaw cycles and runoff.
- The slope of the traditional cover was increased from 2% to 4% to meet current regulations.
- The stomatal resistance of the ET cover was increased to reflect current site conditions and increase model conservatism by decreasing ET rate (by increasing the resistance to water flux through the vegetation).
- The critical leaf water potential for the traditional cover was updated to a value of twice stomatal resistance as per the SHAW user manual.
- Initial moisture contents for all soil depths were increased to saturated conditions to model conservative conditions.

Table 1-1 ***Site and Vegetation Inputs***

		Traditional Cover		Willow ET Cover	
Input	**Variable**	**ACDR**	**Current**	**ACDR**	**Current**
Soils	Albedo of Dry Soil	0.26	0.18	0.26	0.26
	Ponding Depth for Rain and Snow (cm)	0	0	0	0
	Lower Boundary for Heat Flow	Constant	Model estimated	Constant	Model estimated
	Lower Boundary for Water Flow	Unit gradient	Unit gradient	Unit gradient	Unit gradient
Site	Latitude	43°12’	43°12’	43°12’	43°12’
	Slope (%)	2	4	2	2
	Site Elevation (m)	132.89	132.89	132.89	132.89
Vegetation	Canopy Albedo	0.23	0.23	0.23	0.23

Table 1-1 *Site and Vegetation Inputs*	Traditional Cover		Willow ET Cover	
Variable	**ACDR**	**Current**	**ACDR**	**Current**
Leaf Angle (0/1)	1	1	1	1
Transpiration Temp (°C)	5	5	5	5
Minimum Stomatal Resistance (sec/m)	100	100	125	150
Stomatal Resistance Exponent	5	5	5	5
Critical Leaf Water Potential (m)	-300	-200	-300	-100
Leaf Resistance (m^3-sec/kg)	1.00E+05	1.00E+05	1.00E+05	1.00E+05
Root Resistance (m^3-sec/kg)	2.00E+05	2.00E+05	2.00E+05	2.00E+05

1.2 Climate Data

Weather inputs consisted of daily climate data from the NOAA National Weather Service station KSYR located at the Syracuse Hancock International Airport. Model inputs include daily minimum and maximum air temperature, dew point, precipitation, and wind run. Climate data from the KSYR meteorological station in the winter is likely conservative due to more lake effect snow at this location than on WB14. Weather conditions over the 38-year model time period are summarized in **Table 1-2**.

Table 1-2 *Average Weather Conditions by Month*

	Jan.	Feb.	March	April	May	June	July	Aug.	Sept.	Oct.	Nov.	Dec.
Max. Air Temperature (°C)	-0.4	1.0	6.4	13.8	20.7	25.1	27.7	26.6	22.2	15.5	9.3	2.6
Min. Air Temperature (°C)	-9.0	-8.1	-3.5	2.6	8.4	13.4	16.2	15.4	11.1	5.4	0.7	-5.3
Dewpoint (°C)	-8.6	-8.0	-4.2	0.9	7.8	13.3	15.9	15.7	12.0	5.6	0.4	-5.2
Wind Run (mi)	243	235	238	229	195	181	172	159	174	192	221	233
Solar Radiation (W/m^2)	65	95	141	191	233	252	251	217	165	108	66	53

Precipitation over the 38-year time period is summarized in **Table 1-3**. The first two years of the model simulation (1975 and 1976) included three of the maximum precipitation months in June, July, and August. In addition, the second highest total precipitation for the months of April and May was also in 1976.

Table 1-3 *Total Precipitation by Month*

	Jan.	Feb.	March	April	May	June	July	Aug.	Sept.	Oct.	Nov.	Dec.
Minimum	1.1	0.6	1.0	0.9	0.6	1.0	1.8	1.0	1.2	0.7	1.3	1.4
Average	2.6	2.1	3.0	3.4	3.2	3.4	3.8	3.7	3.9	3.5	3.4	3.3
Maximum	5.8	4.9	5.4	8.5	7.8	7.4	10.1	6.7	8.8	6.7	5.8	7.7

The 38-yr model timeframe also includes the following notable weather events:

- Significantly above average annual precipitation (greater than 45 inches) in 1976, 1990, 2006 and 2011
- Significantly above average seasonal snowfall (greater than 170 inches) during the winters of 1991 through 1994, 1995-1996, 2000-2001, and 2010-2011
- Storm events greater than a 2-year 24-hour duration storm in August 1990 and October 1995 as well as in August 2005 as a result of Hurricane Katrina
- A storm event greater than a 5-year 24-hour duration storm in November 1996
- Storm events greater than a 10-year 24-hour duration storm in July 2006 and August 2010.

1.3 Vegetation

The ACDR willow cover was modeled as a mature stand at the beginning of the simulation and assumed no harvesting. The updated model is more conservative as it assumes a newly planted stand at time zero (0) and a 3-year harvest cycle, in order to best represent most likely future conditions. The traditional cover growth file was updated to reflect annual mowing, where vegetation height, LAI, and biomass return to 0 at the end of each year.

Updates to the willow ET and traditional cover growth files are summarized in **Table 1-4**.

Table 1-4 – *SHAW Model Updates to Vegetation Growth Parameters*

Variable	Traditional Cover		Willow ET Cover	
	ACDR	Current	ACDR	Current
Peak Height (m)	0.5	0.5	7.0	6.2
Peak Biomass (kg/m^3)	1.0	1.0	3.6	3.9
Peak LAI	3	3	3	5
Leaf Dimension (cm)	1	0.5	8	3.3
Maximum Rooting Depth (m)	0.5	0.4	0.5	0.4

Willow characteristics and growth model inputs were updated based on field data obtained from Plot 14-1 including plant height, leaf area index (LAI), leaf width, dry biomass, and rooting depth as seen in **Table 1-5**. Based on field observation, willow height and dry biomass increase linearly during the growing season. Both parameters are higher at the time of the second harvest than at the first due to vigorous above-ground growth post-harvest supported by an already established root system.

The inputs for LAI exhibit a bell-shaped curve increasing in the spring, peaking in the summer, and then declining in the fall (Mirck and Volk 2010). Peak LAI increases each year during the first rotation as the willow stands become established. Field observations show peak LAI increases in the second rotation, particularly the first year after harvest, due to the established root system. After two years of growth, the willows have developed a full canopy and the annual pattern of leaf development for the third year during the first rotation is similar to the second and third years during the second rotation.

The characteristic leaf dimension required by the SHAW model is defined as the average leaf width, which reaches an average of 3.3 cm (1.3 inches) for all varieties of shrub willow used on Plot 14-1 when leaves are fully developed. Rooting depth increases each growing season until a maximum of 0.4 m (1.31 ft) is reached during the second rotation. It is assumed that no roots extend into unamended Solvay waste, or deeper than 0.45 m (1.48 ft) in the modeled profile.

Table 1-5 *Updated Willow Growth File*

Day	Year	Height (m)	Leaf Dimension (cm)	Dry Biomass (kg/m^2)	LAI	Rooting Depth (m)
91	1975	0	0	0	0	0
180	1975	0	0	0.51	0	0
210	1975	0.56	2.4	0.78	0.35	0.1
240	1975	1.11	3.3	1.03	1.16	0.1
270	1975	1.66	2.4	1.29	0.43	0.1
305	1975	1.66	0	1.29	0	0.1
91	1976	1.66	0	1.29	0	0.1
120	1976	1.66	2.4	1.29	2.21	0.2
150	1976	1.92	3.3	1.41	2.73	0.2
180	1976	2.17	3.3	1.53	2.89	0.2
210	1976	2.42	3.3	1.65	2.69	0.2
240	1976	2.67	3.3	1.76	2.13	0.2
270	1976	2.92	3.3	1.88	1.21	0.2
305	1976	2.92	0	1.88	0	0.2
91	1977	2.92	0	1.88	0	0.2
120	1977	2.92	2.4	1.88	1.78	0.3
150	1977	3.28	3.3	2.05	3.06	0.3
180	1977	3.62	3.3	2.21	3.8	0.3
210	1977	3.96	3.3	2.37	4	0.3
240	1977	4.3	3.3	2.53	3.65	0.3
270	1977	4.66	3.3	2.7	2.77	0.3
305	1977	4.66	0	2.7	0	0.3
1	1978	0	0	0	0	0.3
120	1978	0	0	0	0	0.3
150	1978	0.69	2.4	0.43	3.6	0.3
180	1978	1.38	3.3	0.87	4.58	0.3
210	1978	2.08	3.3	1.31	5.02	0.3
240	1978	2.77	3.3	1.74	4.92	0.3
270	1978	3.46	3.3	2.17	4.28	0.3
305	1978	3.46	0	2.17	0	0.3
91	1979	3.46	0	2.17	0	0.3

Table 1-5 *Updated Willow Growth File*

Day	Year	Height (m)	Leaf Dimension (cm)	Dry Biomass (kg/m²)	LAI	Rooting Depth (m)
120	1979	3.46	2.4	2.17	1.78	0.4
150	1979	3.85	3.3	2.42	3.06	0.4
180	1979	4.24	3.3	2.66	3.8	0.4
210	1979	4.63	3.3	2.91	4	0.4
240	1979	5.02	3.3	3.15	3.65	0.4
270	1979	5.41	3.3	3.4	2.77	0.4
305	1979	5.41	0	3.4	0	0.4
91	1980	5.41	0	3.4	0	0.4
120	1980	5.41	2.4	3.4	1.78	0.4
150	1980	5.57	3.3	3.5	3.06	0.4
180	1980	5.73	3.3	3.6	3.8	0.4
210	1980	5.89	3.3	3.7	4	0.4
240	1980	6.05	3.3	3.8	3.65	0.4
270	1980	6.2	3.3	3.89	2.77	0.4
305	1980	6.2	0	3.89	0	0.4
Three-year harvest cycle repeats until end of simulation.						

Traditional cover growth patterns were consistent with those presented in the ACDR. The rooting depth was reduced to 0.4 m (1.31 ft) for consistency with the willow cover. This assumption is supported by literature review. In addition, the characteristic leaf dimension was reduced to more accurately model leaf width. Traditional cover growth characteristics are presented in **Table 1-6**.

Table 1-6 *Updated Traditional Cover Growth File*

Day	Year	Height (m)	Leaf Dimension (cm)	Dry Biomass (kg/m²)	LAI	Rooting Depth (m)
91	1975	0	0.5	0	0	0.4
162	1975	0.5	0.5	1.0	2.0	0.4
200	1975	0.5	0.5	1.0	3.0	0.4
250	1975	0.5	0.5	1.0	2.0	0.4
305	1975	0.0	0.0	0.0	0.0	0.4
91	1976	0	0.5	0	0	0.4
162	1976	0.5	0.5	1.0	2.0	0.4
200	1976	0.5	0.5	1.0	3.0	0.4
250	1976	0.5	0.5	1.0	2.0	0.4
305	1976	0.0	0.0	0.0	0.0	0.4
Annual cycle repeats until end of simulation.						

1.4 Soil

1.4.1 Soil Moisture and Temperature Profiles

Initial soil temperature and moisture inputs for both the willow ET and traditional cover are shown in **Table 1-7**. Initial moisture contents for all soil depths were increased from values used in the ACDR to saturated conditions to model conservative conditions with the model timeframe starting in January. Initial temperatures in the ACDR decrease with depth due to the simulation beginning in June. Temperatures for the presented results in this report increase with depth to reflect the simulation beginning in January.

Table 1-7 ***Soil Temperature and Moisture Profile Updates***

	Temperature (°C)		Moisture Content (m^3/m^3)		
Depth of Node (m)	**ACDR**	**Current**	**ACDR**	**Current: Traditional Cover**	**Current: Willow ET Cover**
0.0	20	0	0.23	0.435	0.776
0.15	20	1	0.23	0.435	0.776
0.30	15	2	0.13	0.46	0.776
0.45	15	3	0.13	0.46	0.776
0.60	15	4	0.13	0.46	0.391
0.75	15	5.5	0.13	0.46	0.391
0.90	15	6.6	0.38	0.511	0.391
1.05	15	7.7	0.38	0.511	0.391
1.20	15	8.8	0.33	0.511	0.391
1.35	15	9.9	0.33	0.391	0.391
1.50	15	11	0.33	0.391	0.391
2.0	15	11.3	0.33	0.391	0.391
2.5	15	11.7	0.33	0.391	0.391
3.0	15	12.3	0.33	0.391	0.391
3.5	15	12.7	0.33	0.391	0.391
4.0	15	13	0.33	0.391	0.391

1.4.2 Profile Depth and Physical Characteristics

Modeled soil profiles for the willow ET and traditional covers can be seen in **Figure 1-1**. The traditional cover was modeled from top to bottom as 6 inches (0.15m) of topsoil, 24 inches (0.60m) of barrier protection, 18 inches (0.45m) of low permeability soil (saturated hydraulic conductivity of 1.0 x 10^{-7} cm/s), and Solvay waste to a depth of 4 meters. The ET cover soil profile was modeled as 18 inches (0.45m) amended Solvay waste underlain by Solvay waste to a total depth of 157 inches (4m). Both profiles are consistent with those modeled in the ACDR.

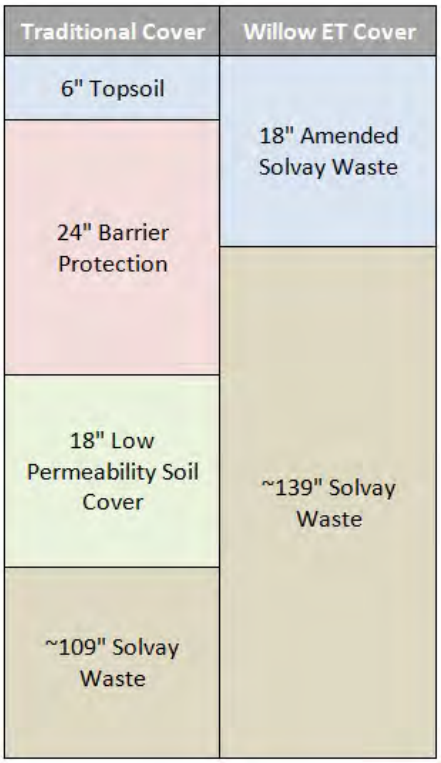

Figure 1-1. Modeled soil profiles for the traditional and willow ET covers (drawing not scale).

Soil characteristics required by the SHAW model include physical properties (texture, organic matter content and bulk density) and water release curve parameters (saturated water content, saturated hydraulic conductivity, Campbell's pore size distribution index, and air-entry potential). These characteristics indicate soil behavior relating to water storage and movement within a soil profile and may be quantified by physical measurement of soil samples or from regression analysis using soil water characteristic curves. The results presented for the willow ET cover in this report (Model 1) were predicted based on reported soil textures from the Cornell Soil Health Assessment (report **Appendix C**) using the empirical method of Saxton & Rawls in combination with the Campbell's equation (Saxton & Rawls 2006). Soil parameters for the traditional cover were estimated using typical soil textures for a loam, loamy sand, and clay soil representing the topsoil, barrier protection, and low permeability soil layers, respectively. Based on the method of Saxton & Rawls (2006), grain size percentages were used to estimate the hydraulic soil parameters, with the exception of saturated hydraulic conductivity for the low permeability soil in the traditional cover, which was set at 1.0×10^{-7} cm/s to meet regulations. Updates to the soil parameters for all modeled soil layers are presented in **Table 1-8**.

Table 1-8 – *SHAW Model Updates to Soil Parameters*

Variable	**Solvay Waste**		**Amended Solvay Waste**		**Topsoil**		**Barrier Protection**		**Low Permeability Soil Cover**	
	ACDR	**Current**	**ACDR**	**Current**	**ACDR**	**Current**	**ACDR**	**Current**	**ACDR**	**Current**
Organic Matter (%)	0	0	3	11	3	1.9	0	1.9	0	1.9
Sand (%)	15	15	70	34	40	50	70	85	20	25
Silt (%)	75	71	20	56	40	30	20	14	20	15
Clay (%)	10	14	10	10	20	20	10	1	60	60
Bulk Density (kg/m^3)	600	1615	600	594	1200	1498	1400	1431	1400	1295
Saturated Water Content (m^3/m^3)	0.6	0.391	0.44	0.776	0.45	0.435	0.45	0.46	0.45	0.511
Saturated Hydraulic Conductivity (cm/hr)	0.018	0.14	3.6 - 6.1	15.11	1.33	1.54	3.6	15.03	0.036	0.00036
Air-Entry Potential (m)	-2.5	-1.188	-2.5	-0.4	-1.45	-0.134	-0.85	-0.026	-0.18	-0.883
Pore Size Distribution Index	2	3.32	2	6.2	1.7	5.95	1.6	2.77	0.25	13.81

2. MODEL VERIFICATION

2.1 Soil Moisture

Monthly means of SHAW-predicted soil moisture in the amended Solvay waste layer were aligned with monthly means of field measurements from Plots 14-1 and 14-2. SHAW-predicted soil moisture and field measurements were averaged across depths of 6 inches, 12 inches, and 18 inches for monthly time steps. The averages of field measurements were plotted against the corresponding SHAW model outputs, and linear models with 95% confidence intervals were fit to the data. To get a better sense of SHAW model performance across site variability, this analysis was applied by willow plot (i.e., 14-1 and 14-2) and with all data combined.

The willow ET cover model (T-Model, **Figure 2-1**) has model predictions that are biased high in Plot 14-1, but low in Plot 14-2. The combined plot indicates the model is unbiased across willow plots, as the 95% confidence interval for the model overlaps with the 1:1 line. This overlap provides verification of the model. Given the large amount of uncertainty in field measurement and modeling, the overall alignment between the results of the model and the field measurements lends support to the model.

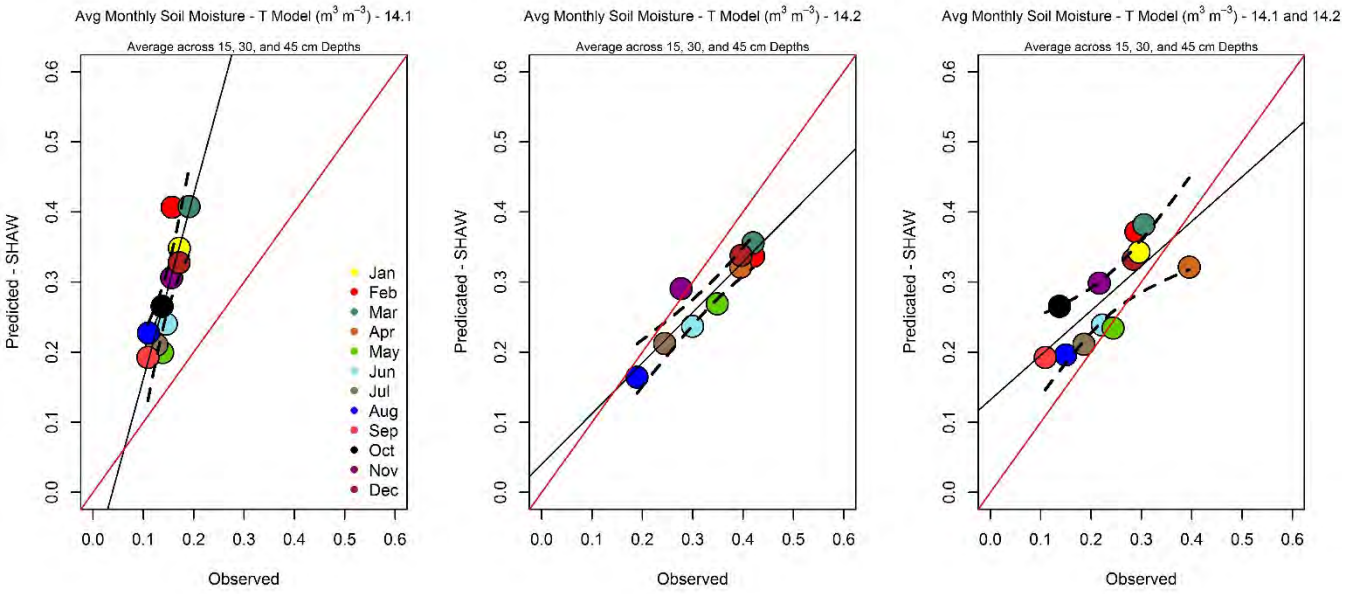

Figure 2-1: SHAW Soil Moisture Verification Plots
Monthly means of SHAW predicted soil moisture (m^3/m^3) for model compared with observed soil moisture data (m^3/m^3) for Plot 14-1 (left), Plot 14-2 (middle), and both plots combined (right). The linear model fit to the data is plotted as a solid black line. The 95% confidence interval for model predictions is plotted as dashed black lines. For reference, a theoretical line for a perfect concordance between observed and predicted values (i.e. a 1:1 line) is plotted in red.

2.2 Transpiration

Monthly means of SHAW-predicted transpiration were aligned with monthly means of field measurements from WB13. The averages of field measurements were plotted against the

corresponding SHAW model outputs and linear models with 95% confidence intervals were fit to the data.

As seen in **Figure 2-2**, model predictions are biased high in July and November, but low in June, August, September, and October. The 95% confidence interval indicates the model is not biased as it overlaps with the 1:1 line. This overlap provides additional verification of the SHAW model, i.e., that it is appropriately estimating plant water use as an integral part of the ET cover system.

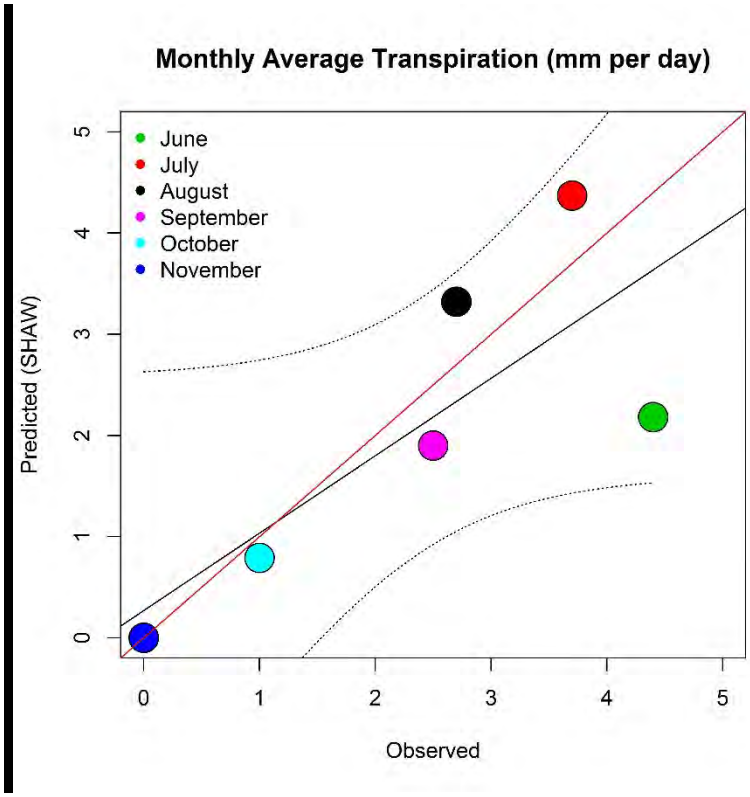

Figure 2-2. SHAW Transpiration Verification Plot
Monthly means of SHAW predicted transpiration (mm/day) compared with observed transpiration data (mm/day). The linear model fit to the data is plotted as a solid black line. The 95% confidence interval for model predictions is plotted as dashed black lines. For reference, a theoretical line for a perfect concordance between observed and predicted values (i.e. a 1:1 line) is plotted in red.

3. WATER BUDGET RESULTS

The SHAW model results are presented for the willow ET cover and traditional cover from 1975 to 2012. For the ET cover, this 38-year timeframe demonstrates the impact of a newly planted stand and subsequent 3-year harvest cycles on the long-term water budget of WB-14. Model output for water balance include daily values (in inches) of the following parameters:

- Precipitation
- Evapotranspiration
- Deep percolation
- Runoff

Annual and average SHAW modeling results for the simulated covers are summarized in **Table 3-1.** Raw model output is presented in **Attachment D-1** for both the ET cover and the traditional cover.

Table 3-1 ***Annual Water Budget Results***

		Evapotranspiration				Percolation				Runoff			
Year	Precip (in)	Traditional		ET Cover		Traditional		ET Cover		Traditional		ET Cover	
		in	%	in	%	in	%	in	%	in	%	in	%
1975	51.9	35.9	69.1	32.7	63.1	20.2	38.9	35.7	68.9	10.9	21.0	4.0	7.7
1976	58.2	38.5	66.2	37.3	64.2	7.5	12.8	21.0	36.1	12.8	22.0	2.7	4.7
1977	44.6	32.3	72.4	34.0	76.1	5.9	13.2	5.8	12.9	7.7	17.2	5.2	11.7
1978	35.1	29.5	84.2	30.1	85.8	5.5	15.7	6.5	18.6	7.0	19.8	5.3	15.0
1979	38.5	29.3	76.0	32.1	83.2	3.4	8.9	3.3	8.6	8.4	21.8	3.8	9.8
1980	32.1	25.7	80.1	29.1	90.6	2.3	7.3	1.9	6.1	5.6	17.5	1.8	5.5
1981	35.2	24.8	70.5	27.8	79.1	1.6	4.4	1.0	2.8	4.5	12.7	2.6	7.5
1982	35.1	30.1	85.6	31.5	89.5	2.6	7.4	2.9	8.2	6.3	17.8	3.8	10.9
1983	36.3	26.0	71.7	28.5	78.5	2.6	7.1	2.7	7.5	5.9	16.4	2.3	6.4
1984	38.0	30.1	79.3	31.9	84.0	2.8	7.4	2.0	5.2	4.8	12.5	5.9	15.6
1985	32.5	24.8	76.5	28.0	86.1	2.8	8.7	1.6	5.0	5.5	16.9	3.4	10.6
1986	42.9	30.2	70.3	33.5	78.2	2.3	5.3	1.5	3.5	12.0	28.1	4.4	10.3
1987	33.7	25.5	75.8	29.7	88.2	2.0	6.0	2.7	7.9	5.8	17.3	4.1	12.3
1988	34.4	29.5	85.5	32.0	93.0	2.1	6.2	1.8	5.2	5.0	14.4	2.8	8.1
1989	36.9	27.7	75.0	30.9	83.6	1.8	4.8	1.3	3.5	4.8	12.9	2.1	5.6
1990	49.5	33.1	66.8	36.2	73.1	2.8	5.6	3.0	6.0	12.2	24.6	8.0	16.2
1991	37.1	31.2	84.1	34.0	91.8	4.1	11.2	3.3	9.0	6.5	17.6	4.6	12.5
1992	43.6	31.8	73.0	34.8	79.7	2.2	5.1	1.6	3.6	9.8	22.4	6.8	15.7
1993	43.4	29.1	67.0	33.3	76.7	1.8	4.1	2.3	5.3	11.5	26.6	6.5	15.1
1994	36.6	25.9	70.7	29.9	81.7	2.2	6.0	3.6	9.8	10.1	27.5	5.6	15.4
1995	31.3	21.6	69.0	24.1	76.8	1.7	5.4	1.2	3.8	5.0	16.0	2.6	8.2
1996	39.4	27.7	70.3	30.9	78.5	2.1	5.3	1.6	4.2	9.0	22.8	5.5	13.9

Table 3-1 *Annual Water Budget Results*

Year	Precip (in)	Evapotranspiration				Percolation				Runoff			
		Traditional		ET Cover		Traditional		ET Cover		Traditional		ET Cover	
		in	%	in	%	in	%	in	%	in	%	in	%
1997	32.6	25.2	77.2	28.8	88.2	3.2	9.7	3.3	10.1	5.8	17.7	2.1	6.4
1998	37.1	30.6	82.6	34.8	93.8	2.8	7.6	4.9	13.2	8.3	22.3	3.2	8.6
1999	30.9	21.2	68.6	26.2	84.9	1.8	6.0	1.7	5.5	7.9	25.5	1.5	5.0
2000	37.0	29.8	80.6	31.8	86.1	1.2	3.3	1.3	3.6	5.5	14.8	3.2	8.6
2001	34.3	25.1	73.2	29.2	85.2	1.2	3.4	1.0	2.9	8.7	25.4	5.4	15.7
2002	40.3	31.2	77.5	33.6	83.5	1.1	2.8	1.3	3.3	5.7	14.1	2.6	6.6
2003	34.2	28.4	83.2	31.0	90.6	2.1	6.1	1.8	5.4	5.6	16.5	4.2	12.2
2004	42.4	34.1	80.5	37.8	89.1	1.9	4.4	1.3	3.0	3.5	8.3	0.7	1.7
2005	39.0	27.9	71.5	30.7	78.6	2.9	7.4	2.0	5.0	5.2	13.2	2.8	7.2
2006	45.9	36.5	79.6	39.8	86.7	4.2	9.2	3.4	7.4	4.2	9.1	2.4	5.3
2007	39.5	26.8	67.9	27.9	70.6	5.3	13.3	5.1	13.0	7.6	19.3	6.0	15.1
2008	39.9	28.3	71.0	30.6	76.8	4.4	10.9	3.2	8.1	13.4	33.6	11.0	27.5
2009	34.7	28.3	81.5	31.2	89.9	2.4	7.1	1.4	4.1	4.1	12.0	2.9	8.5
2010	46.5	32.9	70.7	35.1	75.5	1.6	3.4	0.9	1.9	4.3	9.3	2.7	5.9
2011	51.1	35.0	68.5	36.8	72.0	3.4	6.6	17.1	33.5	16.0	31.3	0.3	0.5
2012	34.7	26.6	76.8	29.6	85.2	4.7	13.4	3.7	10.8	4.9	14.1	2.1	6.1
25th Percentile	**35**	**26**	**70**	**30**	**77**	**2**	**5**	**2**	**4**	**5**	**14**	**3**	**6**
Median	**37**	**29**	**74**	**31**	**84**	**3**	**7**	**2**	**6**	**6**	**18**	**3**	**9**
75th Percentile	**43**	**31**	**80**	**34**	**88**	**3**	**9**	**3**	**10**	**9**	**22**	**5**	**14**

During simulation years, the site received a median of 37 inches of annual rainfall with a maximum of 58 inches in 1976 and minimum of 31 inches in 1999. Modeled percolation was highest in 1975 during which time 69% and 39% of precipitation percolated through the willow ET and traditional covers, respectively. This large flux of water through the soil profile can be attributed to the assumption of initially saturated soil conditions coupled with lower ET rates because 1975 represented the year in the model that the willow was planted and a limited canopy develops in the first year. In addition, stand establishment of the willow ET cover coincided with the two highest years of precipitation in 1975 and 1976. Evapotranspiration was only below 70% of precipitation for the willow ET cover during the first two growing seasons (1975-1976) when the newly planted willow stand was establishing canopy cover and a root system.

To depict seasonal modeled ET and traditional cover results, the daily SHAW results were used to statistically evaluate the seasonal ET, percolation, and runoff. The seasonal evaluation of SHAW data is provided in **Attachment D-2**. The seasonal timeframes are as follows:

- Fall: September 22 – December 20
- Winter: December 21 – March 19
- Spring: March 20 – June 20
- Summer: June 21 – September 21

Monthly totals were plotted for major water budget components in the following graphs:

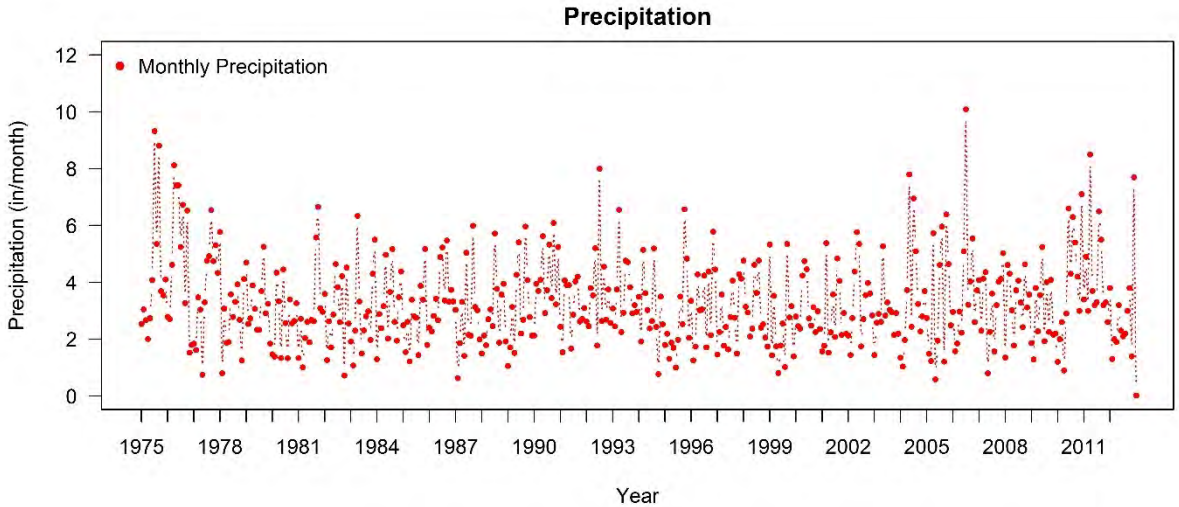

Figure 3-1: Monthly Precipitation Totals.

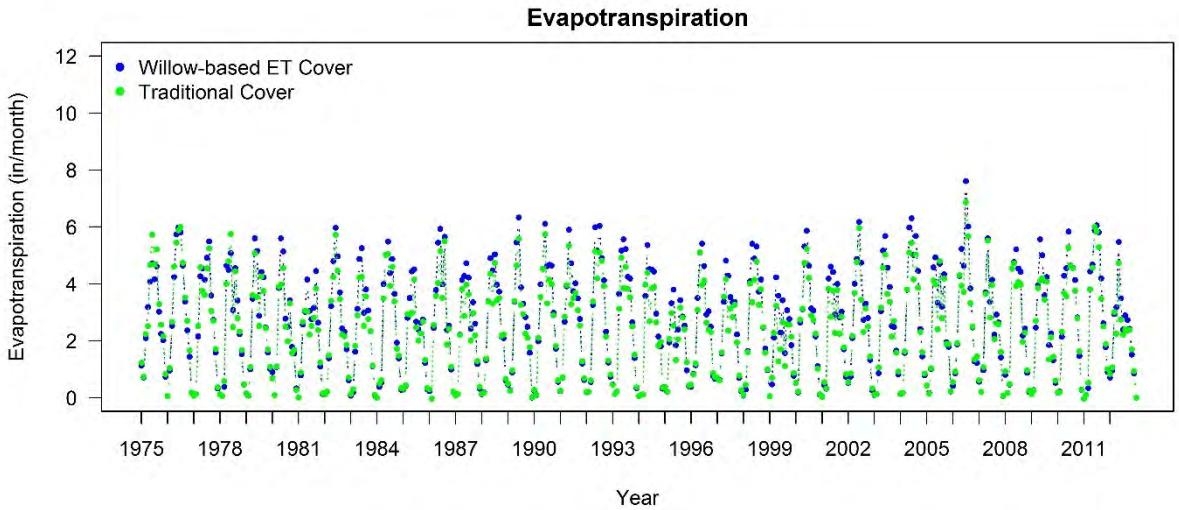

Figure 3-2: Monthly evapotranspiration totals for the Willow-based ET Cover and the Traditional Cover.

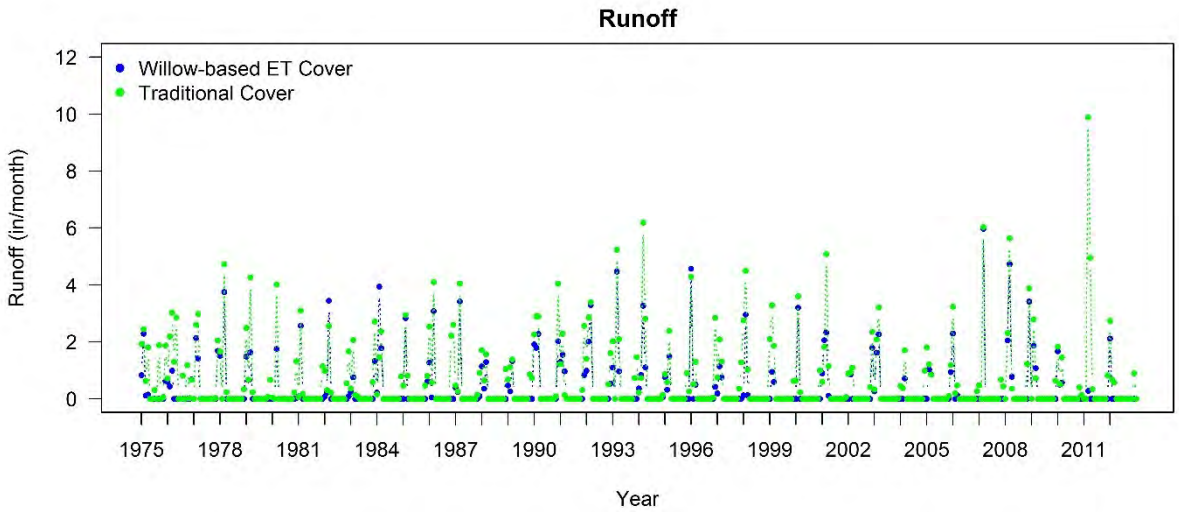

Figure 3-3: Monthly total runoff for the Willow-based ET Cover and the Traditional Cover.

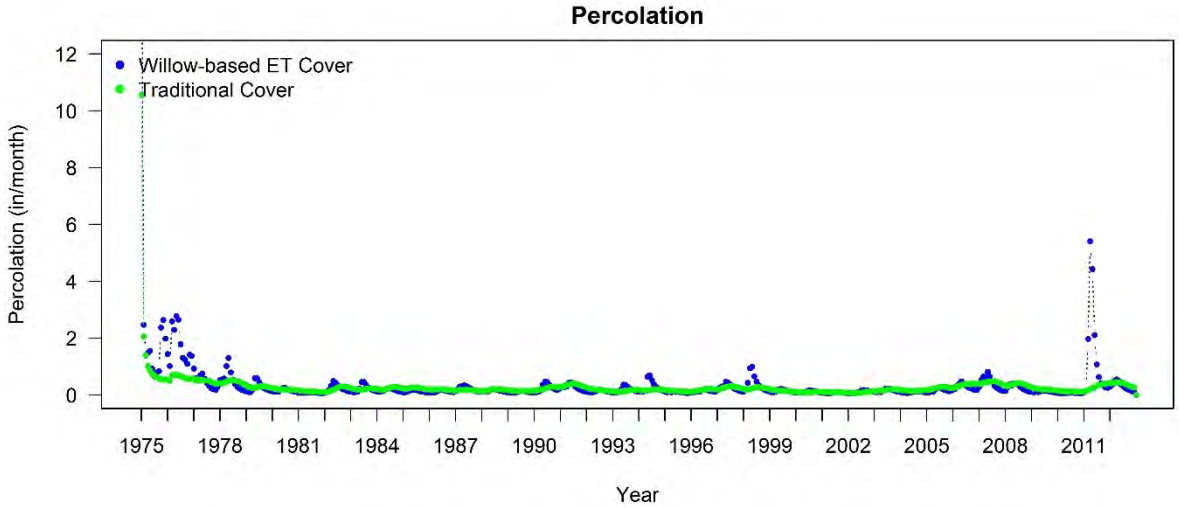

Figure 3-4: Monthly total percolation for the Willow-based ET Cover and the Traditional Cover

4. ROOT ZONE PERCOLATION

Water volume captured during lysimeter sump evacuation was translated into an average equivalent depth and rate of percolation during the preceding time period. Data are presented in **Attachment D-3**.

5. REFERENCES

Flerchinger, Gerald N. 2000. *The Simultaneous Heat and Water (SHAW) Model: Technical Documentation*. Northwest Watershed Research Center, USDA Agricultural Research Service, Boise, Idaho.

Flerchinger, Gerald N. 2013. *The Simultaneous Heat and Water (SHAW) Model: User's Manual*. Northwest Watershed Research Center, USDA Agricultural Research Service, Boise, Idaho.

Flerchinger 2015. Personal communication between Gerald N. Flerchinger (USDA) and Cambria Ung (OBG).

Flerchinger 2017. Personal communication between Gerald N. Flerchinger (USDA) and Anthony Eallonardo (OBG). August 2, 2017.

Hollinger, D.Y., Ollinger, S.V., Richardson, A.D., Meyers, T.P., Dail, D.B., Martin, M.E., Scott, N.A., Arkebauer, T.J., Baldocchi, D.D., Clark, K.L., Curtis, P.S., Davis, K.J., Desai, A.R., Dragoni, D., Goulden, M.L., GU, L., Katul, G.G., Pallardy, S.G., Paw U, K.T., Schmid, H.P., Stoy, P.C., Suyker, A.E. and Verma, S.B. 2010. Albedo Estimates for Land Surface Models and Support for a New Paradigm Based on Foliage Nitrogen Concentration. *Global Change Biology.* 16.2: 696-710.

Interstate Technology and Regulatory Council. 2003. *Technical and Regulatory Guidelines for Alternative Final Covers.*

Mirck, J. and T.A. Volk. 2010. Seasonal Sap Flow of Four *Salix* Varieties Growing on the Solvay Wastebeds in Syracuse, NY, USA. *International Journal of Phytoremediation*. 12(1): 1-23

O'Brien & Gere. 2007b. *Work Plan; Shrub Willow Sustainable Remedy Full Scale Demonstration; Settling Basins 9 through 15;* Camillus and Geddes, NY. October 2007.

O'Brien & Gere. 2009b. *Alternative Cover Conceptual Design Report; Shrub Willow Sustainable Remedy; Settling Basins 9 through 15.* Camillus and Geddes, NY. February 2009.

Saxton, K.E. and Rawls, W.J. 2006. Soil Water Characteristic Estimates by Texture and Organic Matter for Hydrologic Solutions. Soil Science Society of America Journal. 70:1569-1578.

Attachment D-1
Honeywell
Wastebeds 9-15 SWSR Pre-Design Investigation
SHAW Output Data

RUN	DAY	HR	YR	PRECIP	precip INTRCP	ET	TRANSP	CANOPY chg in storage	SNOW chg in storage	RESIDUE chg in storage	SOIL chg in storage	PERC	RUNOFF	PONDED	Etcum	ERROR
360	1	24	1975	4.57	0	0.18	0	0	4.63	0	-33.61	33.37	0	0	0.2	0
360	2	24	1975	0.25	0	0.08	0	0	0.5	0	-30.21	29.88	0	0	0.3	0
360	3	24	1975	0	0	0.17	0	0	-0.22	0	-24.61	24.43	0.23	0	0.4	0
360	4	24	1975	1.27	0	-0.25	0	0	-3.08	0	-19.24	20.06	3.78	0	0.2	0
360	5	24	1975	1.52	0	0.06	0	0	2.06	0	-16.83	16.23	0	0	0.3	0
360	6	24	1975	0	0	0.14	0	0	0.25	0	-14.1	13.72	0	0	0.4	0
360	7	24	1975	0	0	-0.1	0	0	-0.92	0	-11.93	11.84	1.11	0	0.3	0
360	8	24	1975	0	0	-0.04	0	0	-2.09	0	-10.55	10.38	2.29	0	0.3	0
360	9	24	1975	10.67	0	-0.38	0	0	-1.14	0	-8.78	9.24	11.66	0	-0.1	0.06
360	10	24	1975	0	0	1.03	0	0	0	0	-9.3	8.3	0	0	0.9	-0.02
360	11	24	1975	4.06	0	1.2	0	0	0	0	-6.12	7.53	1.46	0	2.1	0
360	12	24	1975	0	0	1.91	0	0	0	0	-8.81	6.89	0	0	4	0
360	13	24	1975	0	0	2.47	0	0	0	0	-8.83	6.36	0	0	6.5	0
360	14	24	1975	0	0	2.65	0	0	0	0	-8.56	5.91	0	0	9.1	0
360	15	24	1975	0.25	0	1.97	0	0	0	0	-7.48	5.52	0	0.25	11.1	0
360	16	24	1975	0.25	0	2.06	0	0	0	0	-6.73	5.17	0	0	13.2	0
360	17	24	1975	0.25	0	1.51	0	0	0	0	-6.38	4.87	0	0.25	14.7	0
360	18	24	1975	0.25	0	0.88	0	0	0	0	-4.96	4.59	0	0	15.6	0
360	19	24	1975	0	0	0.91	0	0	0	0	-5.26	4.35	0	0	16.5	0
360	20	24	1975	0	0	1.64	0	0	0	0	-5.76	4.13	0	0	18.1	0
360	21	24	1975	0	0	1.42	0	0	0	0	-5.35	3.93	0	0	19.5	0
360	22	24	1975	0	0	1.11	0	0	0	0	-4.85	3.75	0	0	20.6	0
360	23	24	1975	0	0	0.82	0	0	0	0	-4.4	3.58	0	0	21.5	0
360	24	24	1975	0	0	0.49	0	0	0	0	-3.91	3.43	0	0	21.9	0
360	25	24	1975	15.75	0	0.87	0	0	0	0	7.39	3.29	4.2	0	22.8	0
360	26	24	1975	1.52	0	2.25	0	0	0	0	-4.25	3.16	0.37	0	25.1	0
360	27	24	1975	0.76	0	0.71	0	0	0.85	0	-3.84	3.04	0	0	25.8	0
360	28	24	1975	0	0	0.08	0	0	0.37	0	-3.38	2.93	0	0	25.8	0
360	29	24	1975	23.11	0	1.02	0	0	-1.23	0	-3.22	2.83	23.72	0	26.9	0
360	30	24	1975	0	0	3.24	0	0	0	0	-5.97	2.73	0	0	30.1	0
360	31	24	1975	0	0	1.19	0	0	0	0	-3.84	2.64	0	0	31.3	0
360	32	24	1975	0	0	1.32	0	0	0	0	-3.88	2.56	0	0	32.6	0
360	33	24	1975	0	0	1.32	0	0	0	0	-3.8	2.48	0	0	33.9	0
360	34	24	1975	0	0	1.5	0	0	0	0	-3.91	2.41	0	0	35.4	0
360	35	24	1975	1.02	0	0.39	0	0	1.03	0	-2.75	2.34	0	0	35.8	0
360	36	24	1975	2.79	0	0	0	0	2.92	0	-2.4	2.27	0	0	35.8	0
360	37	24	1975	6.1	0	-0.14	0	0	6.28	0	-2.26	2.21	0	0	35.7	0
360	38	24	1975	0	0	-0.06	0	0	0.19	0	-2.29	2.15	0	0	35.6	0
360	39	24	1975	0.51	0	0.21	0	0	0.44	0	-2.25	2.1	0	0	35.8	0
360	40	24	1975	1.02	0	-0.07	0	0	1.25	0	-2.21	2.05	0	0	35.8	0
360	41	24	1975	0	0	0.19	0	0	-0.05	0	-2.14	2	0	0	36	0
360	42	24	1975	0.51	0	0.03	0	0	0.6	0	-2.07	1.95	0	0	36	0
360	43	24	1975	0.51	0	0.02	0	0	0.64	0	-2.06	1.91	0	0	36	0
360	44	24	1975	8.38	0	-0.1	0	0	8.54	0	-1.93	1.86	0	0	35.9	0
360	45	24	1975	0.76	0	-0.09	0	0	0.89	0	-1.86	1.82	0	0	35.8	0
360	46	24	1975	0	0	0.09	0	0	-0.08	0	-1.8	1.78	0	0	35.9	0
360	47	24	1975	2.79	0	-0.09	0	0	-0.03	0	1.16	1.75	0	0	35.8	0
360	48	24	1975	8.89	0	-0.09	0	0	-3.88	0	8.64	1.71	2.5	0	35.7	0
360	49	24	1975	0	0	-0.34	0	0	-11.21	0	-1.68	1.68	11.55	0	35.4	0
360	50	24	1975	2.79	0	-0.19	0	0	-6.63	0	-1.64	1.65	9.61	0	35.2	0
360	51	24	1975	0	0	0.38	0	0	-0.32	0	-1.68	1.62	0	0	35.6	0
360	52	24	1975	0	0	0.47	0	0	-0.6	0	-1.45	1.59	0	0	36.1	0
360	53	24	1975	0	0	1.11	0	0	0	0	-2.66	1.56	0	0	37.2	-0.01
360	54	24	1975	6.35	0	0.8	0	0	0	0	-0.98	1.53	5	0	38	0
360	55	24	1975	27.94	0	0.48	0	0	0	0	-1.39	1.5	27.35	0	38.5	0
360	56	24	1975	6.6	0	1.76	0	0	0	0	-2.47	1.48	5.83	0	40.2	0
360	57	24	1975	0	0	4.09	0	0	0	0	-5.54	1.45	0	0	44.3	0
360	58	24	1975	0.25	0	3.65	0	0	0	0	-4.82	1.43	0	0	48	0
360	59	24	1975	0.25	0	2.28	0	0	0	0	-3.68	1.41	0.25	0	50.2	0
360	60	24	1975	0	0	3.14	0	0	0	0	-4.59	1.39	0	0	53.4	0.06
360	61	24	1975	1.02	0	0.87	0	0	0.88	0	-2.1	1.36	0	0	54.2	0
360	62	24	1975	1.52	0	0.67	0	0	1.38	0	-1.87	1.34	0	0	54.9	0
360	63	24	1975	0.25	0	0.77	0	0	-0.12	0	-1.71	1.32	0	0	55.7	0
360	64	24	1975	0.25	0	0.4	0	0	0.06	0	-1.51	1.31	0	0	56.1	0
360	65	24	1975	0	0	0.26	0	0	-2.2	0	-1.52	1.29	2.17	0	56.3	0
360	66	24	1975	10.16	0	1.37	0	0	0	0	4.19	1.27	3.33	0	57.7	0
360	67	24	1975	0	0	3	0	0	0	0	-4.25	1.25	0	0	60.7	0
360	68	24	1975	0	0	2.7	0	0	0	0	-3.94	1.24	0	0	63.4	0
360	69	24	1975	0.25	0	1.18	0	0	0	0	-2.4	1.22	0	0.25	64.6	0
360	70	24	1975	0	0	1.27	0	0	0	0	-2.22	1.2	0	0	65.9	0
360	71	24	1975	1.52	0	1.42	0	0	0	0	-1.09	1.19	0	0	67.3	0
360	72	24	1975	0	0	2.56	0	0	0	0	-3.74	1.17	0	0	69.9	0
360	73	24	1975	2.79	0	1.04	0	0	2.59	0	-1.99	1.16	0	0	70.9	0
360	74	24	1975	0.25	0	0.2	0	0	0.33	0	-1.43	1.15	0	0	71.1	0
360	75	24	1975	0	0	0.18	0	0	-0.88	0	-0.44	1.13	0	0	71.3	0
360	76	24	1975	0	0	0.3	0	0	-2.04	0	0.63	1.12	0	0	71.6	0
360	77	24	1975	0	0	2.99	0	0	0	0	-4.09	1.11	0	0	74.6	0
360	78	24	1975	7.87	0	2	0	0	0	0	4.78	1.09	0	0	76.6	0
360	79	24	1975	14.99	0	1.84	0	0	0	0	6.88	1.09	5.18	0	78.4	0
360	80	24	1975	0	0	3.74	0	0	0	0	-4.8	1.07	0	0	82.1	0
360	81	24	1975	5.08	0	2.05	0	0	0	0	-3.11	1.07	5.07	0	84.2	0.01
360	82	24	1975	0	0	3.37	0	0	0	0	-4.42	1.05	0	0	87.6	0
360	83	24	1975	11.68	0	2.22	0	0	0	0	8.29	1.04	0.14	0	89.8	0
360	84	24	1975	4.83	0	2	0	0	0	0	1.8	1.03	0	0	91.8	0
360	85	24	1975	0.25	0	4.49	0	0	0	0	-5.5	1.03	0	0.24	96.3	-0.01
360	86	24	1975	0	0	3.97	0	0	0	0	-4.97	1.01	0	0.24	100.2	0
360	87	24	1975	0	0	1.71	0	0	0	0	-2.47	1	0	0	102	0
360	88	24	1975	0.51	0	1.22	0	0	0	0	-1.7	0.99	0	0	103.2	0
360	89	24	1975	1.52	0	2.17	0	0	0	0	-1.62	0.98	0	0	105.3	0
360	90	24	1975	3.05	0	1.62	0	0	2.63	0	-2.17	0.97	0	0	107	0
360	91	24	1975	0	0	0.08	0	0	-0.85	0	-0.37	0.96	0.18	0	107	0
360	92	24	1975	1.02	0	0.17	0	0	0.28	0	-1.22	0.95	0.84	0	107.2	0
360	93	24	1975	33.27	0	-0.29	0	0	26.67	0	-1.07	0.94	7	0	106.9	0.02
360	94	24	1975	9.65	0	0.15	0	0	9.09	0	-0.95	0.93	0.43	0	107.1	0
360	95	24	1975	2.29	0	0.06	0	0	1.04	0	-0.94	0.93	1.19	0	107.1	0
360	96	24	1975	0	0	0.29	0	0	-1.22	0	-0.91	0.92	0.92	0	107.4	0
360	97	24	1975	0.25	0	0.23	0	0	-0.51	0	-0.92	0.91	0.54	0	107.6	0
360	98	24	1975	0	0	0.42	0	0	-2.2	0	-0.91	0.91	1.79	0	108.1	0
360	99	24	1975	0	0	0.54	0	0	-1.97	0	-0.92	0.9	1.46	0	108.6	0
360	100	24	1975	0	0	0.13	0	0	-5.56	0	-0.94	0.89	5.48	0	108.7	0
360	101	24	1975	0	0	0.3	0	0	-7.93	0	-0.94	0.88	7.68	0	109	0
360	102	24	1975	0	0	0.71	0	0	-5.53	0	-0.91	0.88	4.86	0	109.7	0
360	103	24	1975	0	0	0.57	0.14	0	-12.72	0	-1.17	0.88	12.44	0	110.3	-0.01

Attachment D-1
Honeywell
Wastebeds 9-15 SWSR Pre-Design Investigation
SHAW Output Data

RUN	DAY	HR	YR	PRECIP	precip INTRCP	ET	TRANSP	CANOPY chg in storage	SNOW chg in storage	RESIDUE chg in storage	SOIL chg in storage	PERC	RUNOFF	PONDED	Etcum	ERROR
360	104	24	1975	0	0	1.64	0.35	0	-1.21	0	-2.29	0.87	0.99	0	111.9	0
360	105	24	1975	0	0	3.07	0.47	0	0	0	-3.94	0.86	0	0	115	0.01
360	106	24	1975	0	0	2.55	0.53	0	0	0	-3.39	0.85	0	0	117.6	-0.01
360	107	24	1975	0	0	2.96	0.67	0	0	0	-3.79	0.84	0	0	120.5	-0.02
360	108	24	1975	0.25	0	4.69	0.92	0	0	0	-5.27	0.84	0	0	125.2	0
360	109	24	1975	0.25	0	7.08	1.13	0	0	0	-7.65	0.83	0	0	132.3	-0.01
360	110	24	1975	1.78	0	5.79	0.47	0	0	0	-4.79	0.83	0	0	138.1	-0.05
360	111	24	1975	0	0	4.18	0.23	0	0	0	-4.98	0.82	0	0	142.3	-0.02
360	112	24	1975	0	0	3.51	0.82	0	0	0	-4.33	0.81	0	0	145.8	0
360	113	24	1975	0.76	0	3.39	1	0	0	0	-3.41	0.81	0	0	149.2	-0.02
360	114	24	1975	1.52	0	2.71	0.62	0	0	0	-1.95	0.8	0	0	151.9	-0.04
360	115	24	1975	0	0	2.3	0.55	0	0	0	-3.06	0.8	0	0	154.2	-0.04
360	116	24	1975	0	0	3.26	0.69	0	0	0	-4.01	0.79	0	0	157.4	-0.04
360	117	24	1975	0	0	3.22	0.91	0	0	0	-3.97	0.79	0	0	160.6	-0.04
360	118	24	1975	0	0	2.61	0.85	0	0	0	-3.38	0.78	0	0	163.3	-0.01
360	119	24	1975	0	0	3.35	1.32	0	0	0	-4.12	0.78	0	0	166.6	-0.02
360	120	24	1975	0	0	4.2	1.79	0	0	0	-4.96	0.77	0	0	170.8	-0.01
360	121	24	1975	7.87	0	4.49	0.77	0	0	0	2.64	0.77	0	0	175.3	-0.02
360	122	24	1975	10.92	0	3.31	0.83	0	0	0	6.88	0.76	0	0	178.6	-0.03
360	123	24	1975	0	0	3.88	1.84	0	0	0	-4.64	0.76	0	0	182.5	-0.01
360	124	24	1975	10.67	0	3.25	0.59	0	0	0	6.69	0.76	0	0	185.7	-0.03
360	125	24	1975	0	0	2.77	1.32	0	0	0	-3.48	0.75	0	0	188.5	-0.03
360	126	24	1975	13.72	0	3.42	0.69	0	0	0	9.57	0.75	0	0	191.9	-0.02
360	127	24	1975	0	0	3.25	1.64	0	0	0	-3.96	0.74	0	0	195.2	-0.03
360	128	24	1975	0	0	2.8	1.72	0	0	0	-3.54	0.74	0	0	198	0
360	129	24	1975	0	0	4.84	2.38	0	0	0	-5.55	0.73	0	0	202.8	-0.02
360	130	24	1975	0	0	3.32	1.91	0	0	0	-4.05	0.73	0	0	206.1	0
360	131	24	1975	0	0	4.94	2.47	0	0	0	-5.64	0.73	0	0	211.1	-0.03
360	132	24	1975	2.54	0	2.59	0.69	0	0	0	-0.73	0.72	0	0	213.7	-0.04
360	133	24	1975	0	0	3.28	1.86	0	0	0	-3.96	0.72	0	0	217	-0.04
360	134	24	1975	0	0	4.39	2.44	0	0	0	-5.06	0.72	0	0	221.3	-0.05
360	135	24	1975	8.89	0	3.71	1.43	0	0	0	4.5	0.71	0	0	225	-0.03
360	136	24	1975	0	0	3.98	1.89	0	0	0	-4.66	0.71	0	0	229	-0.02
360	137	24	1975	0	0	2.44	1.76	0	0	0	-3.11	0.71	0	0	231.5	-0.04
360	138	24	1975	0	0	4.58	2.78	0	0	0	-5.27	0.7	0	0	236	-0.01
360	139	24	1975	0	0	2.63	2.14	0	0	0	-3.33	0.7	0	0	238.7	0
360	140	24	1975	0	0	2.87	2.35	0	0	0	-3.55	0.69	0	0	241.5	-0.01
360	141	24	1975	0.25	0	3.36	2.35	0	0	0	-3.79	0.69	0	0	244.9	-0.01
360	142	24	1975	0	0	3.44	2.56	0	0	0	-4.09	0.69	0	0	248.3	-0.04
360	143	24	1975	0	0	3.25	2.49	0	0	0	-3.91	0.69	0	0	251.6	-0.03
360	144	24	1975	0	0	4.37	3.03	0	0	0	-5.03	0.68	0	0	256	-0.03
360	145	24	1975	0	0	3.97	2.67	0	0	0	-4.61	0.68	0	0	259.9	-0.03
360	146	24	1975	7.11	0	4.19	1.75	0	0	0	2.28	0.68	0	0	264.1	-0.04
360	147	24	1975	1.27	0	4.54	2.37	0	0	0	-3.92	0.67	0	0	268.7	-0.02
360	148	24	1975	0	0	6.68	3.79	0	0	0	-7.31	0.67	0	0	275.3	-0.04
360	149	24	1975	0	0	5.14	3.2	0	0	0	-5.79	0.67	0	0	280.5	-0.02
360	150	24	1975	1.78	0	3.79	1.84	0	0	0	-2.67	0.66	0	0	284.3	-0.01
360	151	24	1975	4.57	0	5.08	2.71	0	0	0	-1.16	0.66	0	0	289.3	-0.01
360	152	24	1975	0	0	3.03	1.87	0	0	0	-3.65	0.66	0	0	292.4	-0.04
360	153	24	1975	0	0	4.35	2.96	0	0	0	-4.96	0.66	0	0	296.7	-0.04
360	154	24	1975	8.13	0	5.62	1.82	0	0	0	1.86	0.65	0	0	302.3	-0.01
360	155	24	1975	0	0	5.95	3.62	0	0	0	-6.56	0.65	0	0	308.3	-0.04
360	156	24	1975	33.27	0	5.97	2.08	0	0	0	26.67	0.65	0	0	314.3	-0.01
360	157	24	1975	12.95	0	5.68	1.83	0	0	0	6.64	0.64	0	0	319.9	-0.02
360	158	24	1975	1.27	0	3.75	1.51	0	0	0	-3.08	0.64	0	0	323.7	-0.03
360	159	24	1975	1.78	0	4.55	2.11	0	0	0	-3.37	0.64	0	0	328.2	-0.04
360	160	24	1975	0	0	5.68	3.52	0	0	0	-6.28	0.64	0	0	333.9	-0.04
360	161	24	1975	0	0	5.13	3.57	0	0	0	-5.73	0.63	0	0	339	-0.04
360	162	24	1975	2.03	0	6.73	3.6	0	0	0	-5.3	0.63	0	0	345.8	-0.03
360	163	24	1975	11.18	0	4.75	1.61	0	0	0	5.8	0.63	0	0	350.5	-0.01
360	164	24	1975	0	0	6.3	4.31	0	0	0	-6.88	0.63	0	0	356.8	-0.05
360	165	24	1975	4.32	0	5.82	2.61	0	0	0	-2.1	0.62	0	0	362.6	-0.03
360	166	24	1975	0	0	6.85	5.06	0	0	0	-7.43	0.62	0	0	369.5	-0.04
360	167	24	1975	0.51	0	5.85	3.78	0	0	0	-5.91	0.62	0	0	375.3	-0.05
360	168	24	1975	0	0	4.96	3.83	0	0	0	-5.53	0.62	0	0	380.3	-0.05
360	169	24	1975	0	0	7.12	5.58	0	0	0	-7.73	0.62	0	0	387.4	-0.01
360	170	24	1975	8.64	0	5.67	1.82	0	0	0	2.38	0.61	0	0	393.1	-0.03
360	171	24	1975	0	0	4.8	3.34	0	0	0	-5.35	0.61	0	0	397.9	-0.05
360	172	24	1975	0	0	3.62	2.94	0	0	0	-4.17	0.61	0	0	401.5	-0.05
360	173	24	1975	0	0	4.11	3.53	0	0	0	-4.71	0.61	0	0	405.6	-0.01
360	174	24	1975	17.53	0	4.55	1.77	0	0	0	12.43	0.6	0	0	410.2	-0.06
360	175	24	1975	0	0	5.18	4.05	0	0	0	-5.73	0.6	0	0	415.4	-0.05
360	176	24	1975	0	0	4.6	3.42	0	0	0	-5.14	0.6	0	0	420	-0.07
360	177	24	1975	0	0	4.4	3.43	0	0	0	-4.94	0.6	0	0	424.4	-0.06
360	178	24	1975	0	0	4.13	2.1	0	0	0	-4.68	0.6	0	0	428.5	-0.05
360	179	24	1975	0	0	2.36	0.99	0	0	0	-2.94	0.59	0	0	430.9	-0.02
360	180	24	1975	2.03	0	3	0.73	0	0	0	-1.51	0.59	0	0	433.9	-0.05
360	181	24	1975	0	0	1.03	0.64	0	0	0	-1.56	0.59	0	0	434.9	-0.05
360	182	24	1975	0	0	0.84	0.6	0	0	0	-1.39	0.59	0	0	435.7	-0.04
360	183	24	1975	2.54	0	2.46	0.45	0	0	0	-0.5	0.59	0	0	438.2	-0.01
360	184	24	1975	0	0	0.81	0.51	0	0	0	-1.36	0.58	0	0	439	-0.03
360	185	24	1975	0	0	0.76	0.54	0	0	0	-1.3	0.58	0	0	439.7	-0.04
360	186	24	1975	0	0	0.78	0.61	0	0	0	-1.34	0.58	0	0	440.5	-0.02
360	187	24	1975	0	0	0.93	0.64	0	0	0	-1.46	0.58	0	0	441.5	-0.04
360	188	24	1975	0	0	0.56	0.6	0	0	0	-1.13	0.58	0	0	442	-0.01
360	189	24	1975	3.05	0	2.64	0.35	0	0	0	-0.11	0.58	0	0	444.7	-0.06
360	190	24	1975	7.11	0	3.85	0.46	0	0	0	2.74	0.57	0	0	448.5	-0.05
360	191	24	1975	0.76	0	2.97	0.97	0	0	0	-2.7	0.57	0	0	451.5	-0.08
360	192	24	1975	0.51	0	1.88	0.43	0	0	0	-1.88	0.57	0	0	453.4	-0.06
360	193	24	1975	61.72	0	4.24	1.01	0	0	0	56.97	0.57	0	0	457.6	-0.06
360	194	24	1975	9.91	0	3.45	0.3	0	0	0	5.89	0.57	0	0	461.1	0
360	195	24	1975	25.91	0	4.11	0.88	0	0	0	21.27	0.56	0	0	465.2	-0.03
360	196	24	1975	0.25	0	4.57	3.77	0	0	0	-4.79	0.56	0	0	469.7	-0.08
360	197	24	1975	0	0	5.36	4.54	0	0	0	-5.88	0.56	0	0	475.1	-0.04
360	198	24	1975	0	0	3.04	2.74	0	0	0	-3.55	0.56	0	0	478.1	-0.05
360	199	24	1975	0	0	4.62	4.15	0	0	0	-5.12	0.56	0	0	482.8	-0.06
360	200	24	1975	40.13	0	7.85	3.73	0	0	0	31.79	0.56	0	0	490.6	-0.06
360	201	24	1975	44.7	0	7.26	3.34	0	0	0	29.21	0.56	7.69	0	497.9	-0.02
360	202	24	1975	0	0	5.48	4.33	0	0	0	-5.94	0.55	0	0	503.3	-0.08
360	203	24	1975	0	0	5.91	4.68	0	0	0	-6.38	0.55	0	0	509.2	-0.08
360	204	24	1975	0	0	5.81	4.97	0	0	0	-6.33	0.55	0	0	515.1	-0.03
360	205	24	1975	40.13	0	5.23	1.84	0	0	0	34.4	0.55	0	0	520.3	-0.04
360	206	24	1975	0	0	5.12	3.69	0	0	0	-5.57	0.55	0	0	525.4	-0.09

Attachment D-1
Honeywell
Wastebeds 9-15 SWSR Pre-Design Investigation
SHAW Output Data

RUN	DAY	HR	YR	PRECIP	precip INTRCP	ET	TRANSP	CANOPY chg in storage	SNOW chg in storage	RESIDUE chg in storage	SOIL chg in storage	PERC	RUNOFF	PONDED	Etcum	ERROR
360	207	24	1975	0	0	5.95	4.44	0	0	0	-6.43	0.55	0	0	531.4	-0.07
360	208	24	1975	0	0	5.85	4.78	0	0	0	-6.34	0.54	0	0	537.2	-0.06
360	209	24	1975	0	0	5.09	4.34	0	0	0	-5.61	0.54	0	0	542.3	-0.03
360	210	24	1975	0	0	4.96	4.08	0	0	0	-5.43	0.54	0	0	547.3	-0.07
360	211	24	1975	0	0	3.36	2.89	0	0	0	-3.84	0.54	0	0	550.6	-0.07
360	212	24	1975	0	0	3.15	2.93	0	0	0	-3.64	0.54	0	0	553.8	-0.05
360	213	24	1975	0	0	3.09	2.89	0	0	0	-3.57	0.54	0	0	556.9	-0.05
360	214	24	1975	0	0	4.27	3.77	0	0	0	-4.73	0.54	0	0	561.1	-0.08
360	215	24	1975	0	0	5.25	4.4	0	0	0	-5.71	0.53	0	0	566.4	-0.07
360	216	24	1975	12.7	0	6.51	2.64	0	0	0	5.75	0.53	0	0	572.9	-0.09
360	217	24	1975	0	0	6.49	4.75	0	0	0	-6.93	0.53	0	0	579.4	-0.09
360	218	24	1975	8.64	0	4.57	0.62	0	0	0	3.61	0.53	0	0	584	-0.07
360	219	24	1975	0	0	3.14	2.1	0	0	0	-3.6	0.53	0	0	587.1	-0.07
360	220	24	1975	0.51	0	3.64	2.74	0	0	0	-3.63	0.53	0	0	590.7	-0.03
360	221	24	1975	0	0	3.54	2.92	0	0	0	-4	0.53	0	0	594.3	-0.07
360	222	24	1975	0	0	3.36	3.03	0	0	0	-3.85	0.53	0	0	597.7	-0.04
360	223	24	1975	1.02	0	3.87	2.61	0	0	0	-3.33	0.52	0	0	601.5	-0.04
360	224	24	1975	0	0	5.25	4.06	0	0	0	-5.69	0.52	0	0	606.8	-0.08
360	225	24	1975	1.78	0	4.4	2.25	0	0	0	-3.08	0.52	0	0	611.2	-0.07
360	226	24	1975	0	0	4.7	3.61	0	0	0	-5.14	0.52	0	0	615.9	-0.08
360	227	24	1975	0	0	3.49	2.73	0	0	0	-3.96	0.52	0	0	619.4	-0.05
360	228	24	1975	0	0	2.43	1.66	0	0	0	-2.9	0.52	0	0	621.8	-0.04
360	229	24	1975	0	0	3.59	3.04	0	0	0	-4.08	0.52	0	0	625.4	-0.02
360	230	24	1975	0	0	5.65	3.83	0	0	0	-6.09	0.52	0	0	631	-0.07
360	231	24	1975	0	0	5.41	3.83	0	0	0	-5.87	0.51	0	0	636.4	-0.06
360	232	24	1975	0	0	5.15	3.88	0	0	0	-5.62	0.51	0	0	641.6	-0.05
360	233	24	1975	0	0	4.52	3.53	0	0	0	-5	0.51	0	0	646.1	-0.04
360	234	24	1975	0.51	0	3.58	2.66	0	0	0	-3.54	0.51	0	0	649.7	-0.04
360	235	24	1975	0	0	2.31	1.72	0	0	0	-2.75	0.51	0	0	652	-0.07
360	236	24	1975	17.27	0	4.23	1.43	0	0	0	12.55	0.51	0	0	656.2	-0.02
360	237	24	1975	1.27	0	4.82	2.99	0	0	0	-3.99	0.51	0	0	661	-0.08
360	238	24	1975	41.66	0	5.62	2.3	0	0	0	35.62	0.51	0	0	666.7	-0.09
360	239	24	1975	0	0	3.95	2.53	0	0	0	-4.39	0.51	0	0	670.6	-0.07
360	240	24	1975	0	0	3.18	2.41	0	0	0	-3.63	0.51	0	0	673.8	-0.05
360	241	24	1975	43.94	0	3.24	0.38	0	0	0	40.25	0.5	0	0	677	-0.05
360	242	24	1975	6.6	0	4.08	1.02	0	0	0	2.09	0.5	0	0	681.1	-0.07
360	243	24	1975	0	0	5.09	3.34	0	0	0	-5.52	0.5	0	0	686.2	-0.07
360	244	24	1975	0.76	0	3.66	1.88	0	0	0	-3.39	0.5	0	0	689.9	-0.01
360	245	24	1975	5.33	0	3.4	0.8	0	0	0	1.47	0.5	0	0	693.3	-0.04
360	246	24	1975	0	0	3.8	2.19	0	0	0	-4.24	0.5	0	0	697.1	-0.06
360	247	24	1975	0	0	3.77	2.56	0	0	0	-4.22	0.5	0	0	700.8	-0.04
360	248	24	1975	1.02	0	2.55	1.36	0	0	0	-1.99	0.5	0	0	703.4	-0.04
360	249	24	1975	1.78	0	2.87	1.2	0	0	0	-1.55	0.5	0	0	706.3	-0.04
360	250	24	1975	0	0	3.9	2.63	0	0	0	-4.34	0.5	0	0	710.2	-0.06
360	251	24	1975	0	0	3.59	2.67	0	0	0	-4.03	0.5	0	0	713.7	-0.05
360	252	24	1975	0	0	4.09	2.15	0	0	0	-4.53	0.49	0	0	717.8	-0.05
360	253	24	1975	0	0	3.13	2.21	0	0	0	-3.59	0.49	0	0	721	-0.03
360	254	24	1975	9.91	0	3.4	1.1	0	0	0	6.06	0.49	0	0	724.4	-0.04
360	255	24	1975	44.96	0	3.08	0.52	0	0	0	41.47	0.49	0	0	727.4	-0.08
360	256	24	1975	4.06	0	4.57	1.05	0	0	0	-0.94	0.49	0	0	732	-0.05
360	257	24	1975	0	0	3.34	1.8	0	0	0	-3.78	0.49	0	0	735.3	-0.05
360	258	24	1975	0	0	2.81	1.69	0	0	0	-3.26	0.49	0	0	738.1	-0.04
360	259	24	1975	3.3	0.2	1.88	0.08	0	0	0	0.71	0.49	0	0	740	0.03
360	260	24	1975	1.27	0	1.93	0.56	0	0	0	-0.91	0.49	0	0	741.9	-0.03
360	261	24	1975	13.46	0.15	2.23	0.07	0	0	0	10.64	0.49	0	0	744.2	-0.05
360	262	24	1975	0	0	1.35	0.83	0	0	0	-1.66	0.49	0	0	745.5	-0.03
360	263	24	1975	1.52	0	3.18	1.5	0	0	0	-2.08	0.49	0	0	748.7	-0.06
360	264	24	1975	0	0	1.82	1.02	0	0	0	-2.23	0.48	0	0	750.5	-0.07
360	265	24	1975	0	0	2.21	1.26	0	0	0	-2.65	0.48	0	0	752.7	-0.05
360	266	24	1975	0.76	0	2.24	1.09	0	0	0	-1.93	0.48	0	0	755	-0.03
360	267	24	1975	9.91	0.5	1.79	0.12	0	0	0	7.16	0.48	0	0	756.8	-0.03
360	268	24	1975	63.25	0.46	1.71	0	0	0	0	42.92	0.48	18.18	0	758.5	0
360	269	24	1975	62.48	0	2.6	0.27	0	0	0	30.15	0.48	29.74	0	761.1	-0.02
360	270	24	1975	0	0	1.39	0.64	0	0	0	-1.8	0.48	0	0	762.5	-0.07
360	271	24	1975	0	0	2.03	0.99	0	0	0	-2.43	0.48	0	0	764.5	-0.09
360	272	24	1975	0	0	2.58	1.54	0	0	0	-2.99	0.48	0	0	767.1	-0.07
360	273	24	1975	0	0	2.63	1.59	0	0	0	-3.06	0.48	0	0	769.7	-0.05
360	274	24	1975	4.83	0	3.16	0.94	0	0	0	1.27	0.48	0	0	772.9	-0.08
360	275	24	1975	5.59	0	3.2	0.36	0	0	0	2	0.48	0	0	776.1	-0.09
360	276	24	1975	0	0	3.25	1.39	0	0	0	-3.66	0.48	0	0	779.3	-0.07
360	277	24	1975	0	0	2.39	1.2	0	0	0	-2.84	0.47	0	0	781.7	-0.03
360	278	24	1975	0	0	2.86	1.42	0	0	0	-3.27	0.47	0	0	784.6	-0.06
360	279	24	1975	0	0	3.52	1.41	0	0	0	-3.93	0.47	0	0	788.1	-0.06
360	280	24	1975	0	0	2.82	0.94	0	0	0	-3.23	0.47	0	0	790.9	-0.06
360	281	24	1975	0	0	1.14	0.64	0	0	0	-1.6	0.47	0	0	792.1	-0.02
360	282	24	1975	0	0	1.69	0.62	0	0	0	-2.12	0.47	0	0	793.8	-0.04
360	283	24	1975	0.51	0	1.2	0.4	0	0	0	-1.15	0.47	0	0	794.9	-0.01
360	284	24	1975	9.91	0	1.88	0.32	0	0	0	7.62	0.47	0	0	796.8	-0.06
360	285	24	1975	0.25	0	2.15	0.43	0	0	0	-2.29	0.47	0	0	799	-0.08
360	286	24	1975	7.11	0	2.27	0.39	0	0	0	4.39	0.47	0	0	801.3	-0.02
360	287	24	1975	0	0	1.11	0.33	0	0	0	-1.54	0.47	0	0	802.4	-0.04
360	288	24	1975	8.38	0	2.24	0.53	0	0	0	5.76	0.47	0	0	804.6	-0.09
360	289	24	1975	0	0	2.56	0.43	0	0	0	-2.92	0.47	0	0	807.2	-0.11
360	290	24	1975	13.97	0	1.85	0.12	0	0	0	11.71	0.47	0	0	809	-0.06
360	291	24	1975	27.69	0	1.69	0.08	0	0	0	25.58	0.47	0	0	810.7	-0.05
360	292	24	1975	7.62	0.14	1.09	0.02	0	0	0	5.92	0.47	0	0	811.8	0.01
360	293	24	1975	6.86	0	1.53	0.01	0	0	0	5.02	0.46	0	0	813.3	-0.03
360	294	24	1975	0.51	0	1.96	0.34	0	0	0	-1.87	0.46	0	0	815.3	-0.05
360	295	24	1975	0	0	1.48	0.31	0	0	0	-1.9	0.46	0	0	816.8	-0.04
360	296	24	1975	0	0	1.47	0.36	0	0	0	-1.9	0.46	0	0	818.2	-0.03
360	297	24	1975	0	0	2.08	0.33	0	0	0	-2.52	0.46	0	0	820.3	-0.02
360	298	24	1975	0.51	0	1.78	0.2	0	0	0	-1.68	0.46	0	0	822.1	-0.05
360	299	24	1975	0	0	1.88	0.1	0	0	0	-2.32	0.46	0	0	824	-0.02
360	300	24	1975	0	0	2.23	0.15	0	0	0	-2.68	0.46	0	0	826.2	-0.01
360	301	24	1975	0	0	1.43	0.1	0	0	0	-1.89	0.46	0	0	827.6	0
360	302	24	1975	0	0	1.88	0.03	0	0	0	-2.33	0.46	0	0	829.5	-0.01
360	303	24	1975	0	0	4.12	0.01	0	0	0	-4.58	0.46	0	0	833.6	0
360	304	24	1975	0	0	1.24	0.01	0	0	0	-1.7	0.46	0	0	834.9	0
360	305	24	1975	0	0	2.9	0	0	0	0	-3.35	0.46	0	0	837.8	0
360	306	24	1975	0.51	0	0.6	0	0	0	0	-0.55	0.46	0	0	838.4	0
360	307	24	1975	2.29	0	1.2	0	0	0	0	0.63	0.46	0	0	839.6	0
360	308	24	1975	7.87	0	2.82	0	0	0	0	4.6	0.46	0	0	842.4	0
360	309	24	1975	0	0	3.02	0	0	0	0	-3.47	0.46	0	0	845.4	0

Attachment D-1
Honeywell
Wastebeds 9-15 SWSR Pre-Design Investigation
SHAW Output Data

RUN	DAY	HR	YR	PRECIP	precip INTRCP	ET	TRANSP	CANOPY chg in storage	SNOW chg in storage	RESIDUE chg in storage	SOIL chg in storage	PERC	RUNOFF	PONDED	Etcum	ERROR
360	310	24	1975	0	0	0.86	0	0	0	0	-1.32	0.46	0	0	846.3	0
360	311	24	1975	0	0	1.32	0	0	0	0	-1.78	0.46	0	0	847.6	0
360	312	24	1975	6.35	0	1.44	0	0	0	0	4.45	0.46	0	0	849	0
360	313	24	1975	0	0	1.11	0	0	0	0	-1.57	0.46	0	0	850.1	0
360	314	24	1975	4.06	0	2.6	0	0	0	0	1.01	0.46	0	0	852.7	0
360	315	24	1975	0	0	4.05	0	0	0	0	-4.5	0.46	0	0	856.8	0
360	316	24	1975	24.13	0	1.27	0	0	0	0	22.39	0.46	0	0	858.1	0.01
360	317	24	1975	7.11	0	1.52	0	0	0	0	5.13	0.46	0	0	859.6	0
360	318	24	1975	5.08	0	2.54	0	0	0	0	2.08	0.45	0	0	862.1	0
360	319	24	1975	0	0	3.3	0	0	0	0	-3.75	0.45	0	0	865.4	0
360	320	24	1975	0	0	1.97	0	0	0	0	-2.42	0.45	0	0	867.4	0
360	321	24	1975	0	0	1.24	0	0	0	0	-1.69	0.45	0	0	868.6	0
360	322	24	1975	0	0	0.9	0	0	0	0	-1.35	0.45	0	0	869.5	0
360	323	24	1975	0	0	0.5	0	0	0	0	-0.96	0.45	0	0	870	0
360	324	24	1975	0.51	0	1.09	0	0	0	0	-1.04	0.45	0	0	871.1	0
360	325	24	1975	13.72	0	1.45	0	0	0	0	11.81	0.45	0	0	872.6	0
360	326	24	1975	0	0	3.93	0	0	0	0	-4.38	0.45	0	0	876.5	0
360	327	24	1975	0	0	1.94	0	0	0	0	-2.39	0.45	0	0	878.4	0
360	328	24	1975	0	0	1.4	0	0	0	0	-1.86	0.45	0	0	879.8	0.01
360	329	24	1975	0.76	0	0.79	0	0	0.78	0	-2.59	0.45	0	0	880.6	1.32
360	330	24	1975	0	0	0.16	0	0	-0.78	0	0.18	0.45	0	0	880.8	0
360	331	24	1975	6.35	0	2.19	0	0	0	0	3.71	0.45	0	0	883	0
360	332	24	1975	1.52	0	2.52	0	0	0	0	-1.44	0.45	0	0	885.5	-0.01
360	333	24	1975	1.52	0	1.4	0	0	0	0	-1.85	0.45	1.52	0	886.9	0
360	334	24	1975	8.13	0	2.98	0	0	0	0	4.7	0.45	0	0	889.9	-0.01
360	335	24	1975	8.38	0	5.08	0	0	0	0	-5.2	0.45	8.08	0	895	-0.02
360	336	24	1975	0	0	2.62	0	0	0	0	-4.7	0.45	0	0	897.6	1.62
360	337	24	1975	2.79	0	0.94	0	0	2.58	0	-1.18	0.45	0	0	898.5	0
360	338	24	1975	0	0	-0.01	0	0	0.4	0	-0.84	0.45	0	0	898.5	0
360	339	24	1975	0	0	0.25	0	0	-2.98	0	-0.77	0.45	2.71	0.34	898.8	0
360	340	24	1975	19.3	0	0.1	0	0	0	0	-0.54	0.45	19.64	0	898.9	-0.01
360	341	24	1975	0	0	2.22	0	0	0	0	-2.67	0.45	0	0	901.1	0
360	342	24	1975	0	0	1.39	0	0	0	0	-1.83	0.45	0	0	902.5	0
360	343	24	1975	14.73	0	0.52	0	0	0	0	-0.96	0.45	14.73	0	903	-0.01
360	344	24	1975	2.54	0	0.34	0	0	0	0	-0.53	0.45	2.3	0	903.3	-0.01
360	345	24	1975	0	0	2.08	0	0	0	0	-2.51	0.45	0	0	905.4	-0.02
360	346	24	1975	0	0	1.28	0	0	0	0	-1.73	0.45	0	0	906.7	0
360	347	24	1975	0	0	0.5	0	0	0	0	-0.89	0.45	0	0	907.2	-0.05
360	348	24	1975	0	0	0.88	0	0	0	0	-1.32	0.45	0	0	908.1	-0.01
360	349	24	1975	8.38	0	1.45	0	0	0	0	6.48	0.45	0	0	909.5	0
360	350	24	1975	0.51	0	1.66	0	0	0.82	0	-2.42	0.45	0	0	911.2	0
360	351	24	1975	4.06	0	0.15	0	0	4.24	0	-0.77	0.45	0	0	911.3	0
360	352	24	1975	8.38	0	0.16	0	0	8.4	0	-0.62	0.45	0	0	911.5	0
360	353	24	1975	0	0	-0.01	0	0	0.17	0	-0.6	0.45	0	0	911.5	0
360	354	24	1975	6.35	0	-0.12	0	0	6.6	0	-0.57	0.45	0	0	911.4	0
360	355	24	1975	0	0	0.02	0	0	0.04	0	-0.5	0.45	0	0	911.4	0
360	356	24	1975	0.25	0	-0.01	0	0	0.32	0	-0.51	0.45	0	0	911.4	0
360	357	24	1975	0.76	0	-0.05	0	0	0.9	0	-0.54	0.45	0	0	911.3	0
360	358	24	1975	0	0	0.03	0	0	0.12	0	-0.6	0.45	0	0	911.4	0
360	359	24	1975	4.57	0	-0.02	0	0	4.71	0	-0.56	0.45	0	0	911.3	0
360	360	24	1975	11.18	0	-0.19	0	0	11.41	0	-0.49	0.45	0	0	911.2	0
360	361	24	1975	0	0	0.06	0	0	-0.03	0	-0.48	0.45	0	0	911.2	0
360	362	24	1975	0.25	0	-0.06	0	0	0.38	0	-0.51	0.45	0	0	911.2	0
360	363	24	1975	0	0	-0.02	0	0	0.11	0	-0.53	0.45	0	0	911.1	0
360	364	24	1975	11.68	0	-0.02	0	0	11.75	0	-0.49	0.45	0	0	911.1	0
360	365	24	1975	0	0	-0.14	0	0	0.13	0	-0.44	0.45	0	0	911	0
360	1	24	1976	0	0	-0.02	0	0	0.07	0	-0.49	0.45	0	0	911	0
360	2	24	1976	2.03	0	0.18	0	0	1.95	0	-0.54	0.45	0	0	911.1	0
360	3	24	1976	10.41	0	-0.14	0	0	10.59	0	-0.48	0.45	0	0	911	0
360	4	24	1976	2.54	0	0.07	0	0	2.51	0	-0.48	0.45	0	0	911.1	0
360	5	24	1976	0	0	-0.06	0	0	0.13	0	-0.52	0.45	0	0	911	0
360	6	24	1976	0	0	0.03	0	0	0.07	0	-0.54	0.45	0	0	911	0
360	7	24	1976	2.79	0	-0.09	0	0	2.94	0	-0.5	0.44	0	0	910.9	0
360	8	24	1976	1.02	0	0.22	0	0	0.85	0	-0.5	0.44	0	0	911.2	0
360	9	24	1976	0	0	0.14	0	0	-0.07	0	-0.51	0.44	0	0	911.3	0
360	10	24	1976	0	0	0.03	0	0	0.04	0	-0.52	0.44	0	0	911.3	0
360	11	24	1976	6.6	0	-0.1	0	0	6.77	0	-0.52	0.44	0	0	911.2	0
360	12	24	1976	2.29	0	-0.03	0	0	2.36	0	-0.49	0.44	0	0	911.2	0
360	13	24	1976	5.59	0	0.24	0	0	5.38	0	-0.47	0.44	0	0	911.4	0
360	14	24	1976	1.27	0	0.51	0	0	-0.15	0	0.44	0.44	0.03	0	911.9	0
360	15	24	1976	0	0	0.08	0	0	-0.48	0	-0.05	0.44	0	0	912	0
360	16	24	1976	1.02	0	0.18	0	0	0.86	0	-0.47	0.44	0	0	912.2	0
360	17	24	1976	0.25	0	0.1	0	0	0.21	0	-0.5	0.44	0	0	912.3	0
360	18	24	1976	0	0	0.05	0	0	0.05	0	-0.53	0.44	0	0	912.4	0
360	19	24	1976	0	0	0.08	0	0	0.02	0	-0.54	0.44	0	0	912.4	0
360	20	24	1976	0	0	0.24	0	0	-0.19	0	-0.5	0.44	0	0	912.7	0
360	21	24	1976	2.29	0	-0.03	0	0	2.34	0	-0.47	0.44	0	0	912.7	0
360	22	24	1976	3.3	0	0.39	0	0	2.96	0	-0.49	0.44	0	0	913	0
360	23	24	1976	0.51	0	0	0	0	0.56	0	-0.49	0.44	0	0	913	0
360	24	24	1976	0	0	-0.04	0	0	0.09	0	-0.5	0.44	0	0	913	0
360	25	24	1976	1.78	0	0.1	0	0	1.72	0	-0.49	0.44	0	0	913.1	0
360	26	24	1976	1.27	0	-0.58	0	0	-6.46	0	4.81	0.44	3.06	0	912.5	0
360	27	24	1976	20.32	0	-0.17	0	0	-3.32	0	8.25	0.44	15.12	0	912.3	0
360	28	24	1976	3.81	0	-0.01	0	0	3.16	0	0.22	0.44	0	0	912.3	0
360	29	24	1976	1.27	0	0.23	0	0	1.07	0	-0.47	0.44	0	0	912.6	0
360	30	24	1976	0.51	0	-0.06	0	0	0.61	0	-0.49	0.44	0	0	912.5	0
360	31	24	1976	0	0	0.01	0	0	0.05	0	-0.51	0.44	0	0	912.5	0
360	32	24	1976	1.27	0	-0.14	0	0	0.81	0	0.16	0.44	0	0	912.4	0
360	33	24	1976	4.57	0	1.41	0	0	2.97	0	-0.25	0.44	0	0	913.8	0
360	34	24	1976	0	0	0.22	0	0	-0.18	0	-0.48	0.44	0	0	914	0
360	35	24	1976	0.25	0	0.48	0	0	-0.2	0	-0.47	0.44	0	0	914.5	0
360	36	24	1976	0.51	0	0.03	0	0	0.53	0	-0.49	0.44	0	0	914.5	0
360	37	24	1976	0.25	0	-0.06	0	0	0.37	0	-0.51	0.44	0	0	914.4	0
360	38	24	1976	0.51	0	0.09	0	0	0.47	0	-0.49	0.44	0	0	914.5	0
360	39	24	1976	1.52	0	0.23	0	0	1.33	0	-0.47	0.44	0	0	914.8	0
360	40	24	1976	0.51	0	-0.07	0	0	0.61	0	-0.48	0.44	0	0	914.7	0
360	41	24	1976	0	0	0.29	0	0	-0.26	0	-0.47	0.44	0	0	915	0
360	42	24	1976	3.81	0	-0.06	0	0	-9.77	0	13.2	0.44	0	0	914.9	0
360	43	24	1976	0.76	0	0.51	0	0	-2.64	0	2.46	0.44	0	0	915.4	0
360	44	24	1976	0	0	0.57	0	0	-8.46	0	7.44	0.44	0	0	916	0.01
360	45	24	1976	0	0	0.63	0	0	-1.57	0	0.5	0.44	0	0	916.6	0
360	46	24	1976	0.76	0	0.37	0	0	-5.97	0	5.91	0.44	0	0	917	0.01
360	47	24	1976	1.78	0	-0.11	0	0	-16.84	0	18.29	0.44	0	0	916.9	0

Attachment D-1
Honeywell
Wastebeds 9-15 SWSR Pre-Design Investigation
SHAW Output Data

RUN	DAY	HR	YR	PRECIP	precip INTRCP	ET	TRANSP	CANOPY chg in storage	SNOW chg in storage	RESIDUE chg in storage	SOIL chg in storage	PERC	RUNOFF	PONDED	Etcum	ERROR
360	48	24	1976	7.11	0	-0.13	0	0	-22.26	0	20.17	0.44	8.9	0	916.8	0
360	49	24	1976	26.42	0	-0.17	0	0	-19.61	0	15.9	0.44	29.86	0	916.6	0
360	50	24	1976	0.25	0	2.55	0	0	-6.07	0	2.86	0.44	0.94	0	919.1	-0.46
360	51	24	1976	0.76	0	1.97	0	0	0	0	-1.65	0.44	0	0	921.1	0.01
360	52	24	1976	0.25	0	2.24	0	0	0	0	-2.43	0.44	0	0	923.4	0
360	53	24	1976	8.38	0	2.39	0	0	0	0	-2.82	0.44	8.38	0	925.7	-0.01
360	54	24	1976	0	0	2.63	0	0	0	0	-3.07	0.44	0	0	928.4	0
360	55	24	1976	0	0	0.87	0	0	0	0	-1.32	0.45	0	0	929.2	0
360	56	24	1976	0	0	1.13	0	0	0	0	-1.58	0.45	0	0	930.4	0
360	57	24	1976	1.52	0	1.02	0	0	0	0	0.04	0.46	0	0	931.4	0
360	58	24	1976	0	0	2.26	0	0	0	0	-2.73	0.46	0	0	933.6	0
360	59	24	1976	0	0	3.11	0	0	0	0	-3.58	0.47	0	0	936.8	0
360	60	24	1976	7.62	0	2.2	0	0	0	0	-2.47	0.48	7.42	0	939	0
360	61	24	1976	0.76	0	2	0	0	0	0	-1.72	0.48	0	0	941	0
360	62	24	1976	17.78	0	1.54	0	0	17.59	0	-1.83	0.49	0	0	942.5	0
360	63	24	1976	12.7	0	-0.12	0	0	12.69	0	-0.55	0.51	0.17	0	942.4	0
360	64	24	1976	10.16	0	-0.12	0	0	-3.99	0	-0.5	0.66	14.1	0	942.3	0
360	65	24	1976	0.25	0	-0.13	0	0	-26.29	0	-0.51	0.51	26.67	0	942.1	0
360	66	24	1976	0	0	4.3	0	0	0	0	-4.82	0.52	0	0	946.4	0
360	67	24	1976	1.52	0	1.57	0	0	1.32	0	-1.89	0.53	0	0	948	0
360	68	24	1976	0	0	0.79	0	0	0	0	-3.61	0.53	0	0	948.8	2.29
360	69	24	1976	0	0	0.46	0	0	0.14	0	-1.14	0.54	0	0	949.2	0
360	70	24	1976	0	0	0.8	0	0	-1.46	0	-0.92	0.55	1.04	0	950	-0.01
360	71	24	1976	0.76	0	2.61	0	0	0	0	-2.39	0.55	0	0	952.7	-0.01
360	72	24	1976	1.27	0	1.34	0	0	0.93	0	-1.55	0.56	0	0	954	0
360	73	24	1976	6.35	0	0.95	0	0	-0.93	0	-1.4	0.57	7.16	0	954.9	0
360	74	24	1976	2.03	0	2.97	0	0	0	0	-3.44	0.57	1.93	0	957.9	0
360	75	24	1976	0.76	0	2.55	0	0	0	0	-2.35	0.57	0	0	960.5	0
360	76	24	1976	10.67	0	0.55	0	0	10.58	0	-1.04	0.58	0	0	961	0
360	77	24	1976	4.57	0	0.1	0	0	4.57	0	-0.67	0.58	0	0	961.1	0
360	78	24	1976	1.52	0	0.16	0	0	1.44	0	-0.66	0.58	0	0	961.3	0
360	79	24	1976	1.02	0	-0.21	0	0	-8.02	0	-0.6	0.59	9.27	0	961	0
360	80	24	1976	0	0	0.81	0	0	-8.56	0	-1.32	0.61	8.48	0	961.9	-0.01
360	81	24	1976	15.24	0	4.15	0	0	0	0	2.46	0.59	8.03	0	966	0.01
360	82	24	1976	0.51	0	3.96	0	0	0	0	-4.53	0.6	0	0.49	970	0
360	83	24	1976	0	0	1.36	0	0	0	0	-1.47	0.6	0	0	971.3	0
360	84	24	1976	0	0	3.8	0	0	0	0	-4.43	0.6	0	0	975.1	0.03
360	85	24	1976	12.7	0	3.95	0	0	0	0	8.15	0.6	0	0	979.1	-0.01
360	86	24	1976	0	0	4.1	0	0	0	0	-4.7	0.6	0	0	983.2	0
360	87	24	1976	4.06	0	6.82	0	0	0	0	-3.36	0.6	0	0	990	0
360	88	24	1976	0.51	0	4.01	0	0	0	0	-4.1	0.61	0	0	994	0
360	89	24	1976	0	0	2.92	0	0	0	0	-3.52	0.61	0	0	996.9	-0.01
360	90	24	1976	0	0	5.67	0	0	0	0	-6.27	0.61	0	0	1002.6	-0.01
360	91	24	1976	12.19	0	4.09	0	0	0	0	7.5	0.61	0	0	1006.7	0
360	92	24	1976	32.51	0	3.72	0.01	0	0	0	28.18	0.61	0	0	1010.4	0.01
360	93	24	1976	0	0	2.52	0.02	0	0	0	-3.13	0.61	0	0	1012.9	0
360	94	24	1976	0	0	4.24	0.05	0	0	0	-4.84	0.61	0	0	1017.2	-0.01
360	95	24	1976	0	0	3.66	0.04	0	0	0	-4.26	0.61	0	0	1020.8	-0.01
360	96	24	1976	0	0	5.14	0.1	0	0	0	-5.75	0.61	0	0	1026	0
360	97	24	1976	0	0	4.11	0.17	0	0	0	-4.72	0.61	0	0	1030.1	0
360	98	24	1976	0	0	3.46	0.16	0	0	0	-4.07	0.61	0	0	1033.5	0
360	99	24	1976	0	0	3.19	0.11	0	0	0	-3.79	0.61	0	0	1036.7	-0.01
360	100	24	1976	0	0	2.93	0.17	0	0	0	-3.53	0.61	0	0	1039.7	0
360	101	24	1976	0.51	0	5.23	0.4	0	0	0	-5.33	0.6	0	0	1044.9	0.01
360	102	24	1976	4.83	0	5.3	0.23	0	0	0	-1.06	0.6	0	0	1050.2	-0.02
360	103	24	1976	0	0	4.35	0	0	0	0	-4.94	0.6	0	0	1054.5	-0.02
360	104	24	1976	0	0	3.73	0.48	0	0	0	-4.33	0.6	0	0	1058.3	0
360	105	24	1976	0	0	3.97	0.79	0	0	0	-4.56	0.6	0	0	1062.2	-0.01
360	106	24	1976	26.67	0	4.24	0.62	0	0	0	21.84	0.6	0	0	1066.5	0
360	107	24	1976	45.72	0	3.85	0.67	0	0	0	29.36	0.6	11.9	0	1070.3	0
360	108	24	1976	0	0	4.61	1.21	0	0	0	-5.18	0.6	0	0	1074.9	-0.03
360	109	24	1976	0	0	4.15	1.28	0	0	0	-4.72	0.6	0	0	1079.1	-0.03
360	110	24	1976	0	0	4.86	1.31	0	0	0	-5.43	0.6	0	0	1083.9	-0.02
360	111	24	1976	0	0	4.5	1.05	0	0	0	-5.08	0.59	0	0	1088.4	-0.01
360	112	24	1976	0.76	0	5.27	1.46	0	0	0	-5.08	0.59	0	0	1093.7	-0.02
360	113	24	1976	7.11	0	3.07	0.61	0	0	0	3.48	0.59	0	0	1096.8	-0.03
360	114	24	1976	4.06	0	4.09	0.46	0	0	0	-0.57	0.59	0	0	1100.9	-0.04
360	115	24	1976	0.51	0	1.93	0.47	0	0	0	-2	0.59	0	0	1102.8	-0.02
360	116	24	1976	45.47	0	2.54	0.19	0	0	0	31.26	0.59	11.11	0	1105.3	-0.03
360	117	24	1976	24.64	0	2.91	0.13	0	0	0	14.59	0.59	6.6	0	1108.2	-0.04
360	118	24	1976	6.86	0	3.02	0	0	0	0	1.72	0.59	1.56	0	1111.3	-0.03
360	119	24	1976	6.6	0	3.12	0.58	0	0	0	1.05	0.58	1.85	0	1114.4	-0.01
360	120	24	1976	0	0	4.73	1.44	0	0	0	-5.28	0.58	0	0	1119.1	-0.03
360	121	24	1976	0	0	4.49	1.6	0	0	0	-5.05	0.58	0	0	1123.6	-0.02
360	122	24	1976	20.32	0	4.88	1.25	0	0	0	8.28	0.58	6.6	0	1128.5	-0.02
360	123	24	1976	0.25	0	2.68	1.17	0	0	0	-2.98	0.58	0	0	1131.2	-0.03
360	124	24	1976	6.35	0	5.7	1.22	0	0	0	0.11	0.58	0	0	1136.9	-0.04
360	125	24	1976	0.25	0	3.7	0.89	0	0	0	-3.99	0.58	0	0	1140.6	-0.03
360	126	24	1976	0	0	4.88	2.48	0	0	0	-5.44	0.58	0	0	1145.4	-0.02
360	127	24	1976	3.81	0	4.77	1.48	0	0	0	-1.51	0.58	0	0	1150.2	-0.02
360	128	24	1976	8.13	0	4.18	0.42	0	0	0	3.4	0.58	0	0	1154.4	-0.04
360	129	24	1976	0	0	4.94	1.64	0	0	0	-5.45	0.58	0	0	1159.3	-0.07
360	130	24	1976	0	0	3.17	1.71	0	0	0	-3.74	0.58	0	0	1162.5	-0.01
360	131	24	1976	0	0	2.66	1.89	0	0	0	-3.25	0.58	0	0	1165.2	0
360	132	24	1976	16.26	0	5.66	1.78	0	0	0	10.04	0.58	0	0	1170.8	-0.02
360	133	24	1976	5.08	0	5.09	1.06	0	0	0	-0.55	0.58	0	0	1175.9	-0.04
360	134	24	1976	0	0	3.99	2.11	0	0	0	-4.54	0.58	0	0	1179.9	-0.02
360	135	24	1976	20.32	0	4.8	1.69	0	0	0	14.94	0.58	0	0	1184.7	0
360	136	24	1976	0	0	4.88	2.61	0	0	0	-5.43	0.58	0	0	1189.6	-0.03
360	137	24	1976	5.59	0	4.84	1.4	0	0	0	0.21	0.58	0	0	1194.4	-0.03
360	138	24	1976	0	0	5.27	2.8	0	0	0	-5.81	0.58	0	0	1199.7	-0.04
360	139	24	1976	27.94	0	3.88	0.75	0	0	0	14.07	0.58	9.45	0	1203.6	-0.03
360	140	24	1976	52.07	0	4.32	0.56	0	0	0	1.28	0.58	45.92	0	1207.9	-0.02
360	141	24	1976	16.51	0	4.99	1.68	0	0	0	0.37	0.58	10.58	0	1212.9	-0.01
360	142	24	1976	0.51	0	4.62	1.99	0	0	0	-4.66	0.58	0	0	1217.5	-0.03
360	143	24	1976	0	0	4.24	1.84	0	0	0	-4.78	0.58	0	0	1221.7	-0.03
360	144	24	1976	0	0	4.21	2.12	0	0	0	-4.76	0.58	0	0	1225.9	-0.02
360	145	24	1976	0	0	2.79	1.44	0	0	0	-3.35	0.58	0	0	1228.7	-0.02
360	146	24	1976	0	0	3.92	2.26	0	0	0	-4.48	0.58	0	0	1232.7	-0.01
360	147	24	1976	0.25	0	4.17	2.27	0	0	0	-4.48	0.58	0	0	1236.8	-0.01
360	148	24	1976	0	0	5.17	3.14	0	0	0	-5.71	0.58	0	0	1242	-0.03
360	149	24	1976	0	0	5.12	3.41	0	0	0	-5.66	0.58	0	0	1247.1	-0.04
360	150	24	1976	0	0	5.37	3.23	0	0	0	-5.93	0.58	0	0	1252.5	-0.02

Attachment D-1
Honeywell
Wastebeds 9-15 SWSR Pre-Design Investigation
SHAW Output Data

RUN	DAY	HR	YR	PRECIP	precip INTRCP	ET	TRANSP	CANOPY chg in storage	SNOW chg in storage	RESIDUE chg in storage	SOIL chg in storage	PERC	RUNOFF	PONDED	Etcum	ERROR
360	151	24	1976	0.25	0	4.61	2.76	0	0	0	-4.92	0.58	0	0	1257.1	-0.02
360	152	24	1976	4.32	0	5	1.65	0	0	0	-1.24	0.58	0	0	1262.1	-0.03
360	153	24	1976	13.46	0	3.75	0.57	0	0	0	9.18	0.58	0	0	1265.9	-0.05
360	154	24	1976	0	0	3.39	2.22	0	0	0	-3.92	0.58	0	0	1269.2	-0.05
360	155	24	1976	0	0	4.65	3.27	0	0	0	-5.19	0.58	0	0	1273.9	-0.04
360	156	24	1976	0	0	5.33	3.44	0	0	0	-5.88	0.58	0	0	1279.2	-0.03
360	157	24	1976	0	0	4.88	3.42	0	0	0	-5.42	0.58	0	0	1284.1	-0.03
360	158	24	1976	16.26	0	4.16	1.29	0	0	0	11.55	0.58	0	0	1288.3	-0.04
360	159	24	1976	2.54	0	4	1.78	0	0	0	-2.02	0.58	0	0	1292.3	-0.03
360	160	24	1976	0	0	4.59	3.69	0	0	0	-5.11	0.58	0	0	1296.8	-0.06
360	161	24	1976	0	0	2.98	2.51	0	0	0	-3.54	0.58	0	0	1299.8	-0.03
360	162	24	1976	0	0	3.46	3.06	0	0	0	-4.01	0.58	0	0	1303.3	-0.04
360	163	24	1976	0.76	0	7.33	4.69	0	0	0	-7.09	0.58	0	0	1310.6	-0.05
360	164	24	1976	0	0	4.31	2.64	0	0	0	-4.84	0.58	0	0	1314.9	-0.04
360	165	24	1976	0	0	5.04	3.62	0	0	0	-5.57	0.58	0	0	1320	-0.05
360	166	24	1976	25.4	0	6.2	3.27	0	0	0	18.64	0.58	0	0	1326.2	-0.03
360	167	24	1976	0	0	6.02	4.65	0	0	0	-6.55	0.58	0	0	1332.2	-0.06
360	168	24	1976	20.32	0	7.4	3.59	0	0	0	12.41	0.58	0	0	1339.6	-0.06
360	169	24	1976	8.89	0	4.12	0.9	0	0	0	4.25	0.58	0	0	1343.7	-0.06
360	170	24	1976	0	0	3.61	3	0	0	0	-4.11	0.58	0	0	1347.3	-0.08
360	171	24	1976	23.62	0	6.24	3.08	0	0	0	16.84	0.57	0	0	1353.6	-0.03
360	172	24	1976	30.48	0	3.92	0.5	0	0	0	26.05	0.57	0	0	1357.5	-0.06
360	173	24	1976	4.57	0	4.74	1.74	0	0	0	-0.69	0.57	0	0	1362.2	-0.05
360	174	24	1976	1.02	0	4.92	3.29	0	0	0	-4.45	0.57	0	0	1367.1	-0.02
360	175	24	1976	3.3	0	5.89	2.59	0	0	0	-3.13	0.57	0	0	1373	-0.03
360	176	24	1976	14.99	0	6.24	2.63	0	0	0	8.24	0.57	0	0	1379.3	-0.06
360	177	24	1976	2.03	0	4.19	1.92	0	0	0	-2.67	0.57	0	0	1383.5	-0.06
360	178	24	1976	1.78	0	6.59	3.9	0	0	0	-5.32	0.57	0	0	1390.1	-0.06
360	179	24	1976	0.51	0	6.27	4.35	0	0	0	-6.31	0.57	0	0	1396.3	-0.02
360	180	24	1976	1.02	0	4.98	3.4	0	0	0	-4.46	0.57	0	0	1401.3	-0.07
360	181	24	1976	2.54	0	4.75	2.21	0	0	0	-2.72	0.57	0	0	1406.1	-0.05
360	182	24	1976	14.99	0	5.4	1.36	0	0	0	9.09	0.57	0	0	1411.5	-0.07
360	183	24	1976	0	0	5.57	3.87	0	0	0	-7.47	0.56	0	0	1417	1.34
360	184	24	1976	1.02	0	5.57	3.49	0	0	0	-5.06	0.56	0	0	1422.6	-0.05
360	185	24	1976	2.29	0	5.19	2.28	0	0	0	-3.44	0.56	0	0	1427.8	-0.02
360	186	24	1976	0.76	0	4.63	3.22	0	0	0	-4.34	0.56	0	0	1432.4	-0.09
360	187	24	1976	0	0	3.74	3.22	0	0	0	-4.22	0.56	0	0	1436.2	-0.09
360	188	24	1976	5.84	0	3.49	0.47	0	0	0	1.85	0.56	0	0	1439.6	-0.06
360	189	24	1976	0	0	4.27	3.31	0	0	0	-4.77	0.56	0	0	1443.9	-0.05
360	190	24	1976	4.57	0	3.68	0.32	0	0	0	0.42	0.56	0	0	1447.6	-0.08
360	191	24	1976	0	0	4.47	3.46	0	0	0	-4.94	0.56	0	0	1452.1	-0.09
360	192	24	1976	0	0	5.74	4.6	0	0	0	-6.19	0.55	0	0	1457.8	-0.1
360	193	24	1976	1.52	0	4.02	2.68	0	0	0	-3.03	0.55	0	0	1461.8	-0.02
360	194	24	1976	25.4	0	4.25	0.32	0	0	0	20.69	0.55	0	0	1466.1	-0.08
360	195	24	1976	19.3	0	4.82	0.63	0	0	0	14	0.55	0	0	1470.9	-0.07
360	196	24	1976	0.25	0	5.43	4.12	0	0	0	-5.67	0.55	0	0	1476.3	-0.06
360	197	24	1976	0	0	4.94	4.32	0	0	0	-5.43	0.55	0	0	1481.3	-0.06
360	198	24	1976	12.7	0	4.73	1.15	0	0	0	7.47	0.55	0	0	1486	-0.05
360	199	24	1976	0	0	5.65	4.06	0	0	0	-6.12	0.55	0	0	1491.7	-0.08
360	200	24	1976	0	0	6	4.89	0	0	0	-6.51	0.55	0	0	1497.7	-0.03
360	201	24	1976	0	0	5.49	4.94	0	0	0	-6.01	0.55	0	0	1503.1	-0.02
360	202	24	1976	2.29	0	6.61	3.85	0	0	0	-4.84	0.54	0	0	1509.7	-0.03
360	203	24	1976	4.32	0	5.48	1.66	0	0	0	-1.62	0.54	0	0	1515.2	-0.08
360	204	24	1976	0	0	5.46	4.25	0	0	0	-5.9	0.54	0	0	1520.7	-0.09
360	205	24	1976	0.76	0	5.11	3.37	0	0	0	-4.82	0.54	0	0	1525.8	-0.06
360	206	24	1976	1.02	0	4.53	2.68	0	0	0	-3.97	0.54	0	0	1530.3	-0.08
360	207	24	1976	0	0	5.01	3.6	0	0	0	-5.48	0.54	0	0	1535.3	-0.08
360	208	24	1976	0	0	5.14	4.31	0	0	0	-5.62	0.54	0	0	1540.5	-0.06
360	209	24	1976	0	0	6.04	5.07	0	0	0	-6.58	0.54	0	0	1546.5	0
360	210	24	1976	0	0	5.05	4.18	0	0	0	-5.51	0.54	0	0	1551.6	-0.07
360	211	24	1976	37.08	0	4.27	0.72	0	0	0	32.33	0.54	0	0	1555.8	-0.05
360	212	24	1976	0	0	2.88	2.32	0	0	0	-3.31	0.53	0	0	1558.7	-0.1
360	213	24	1976	13.97	0	4.98	1.43	0	0	0	8.54	0.53	0	0	1563.7	-0.08
360	214	24	1976	11.94	0	5.47	1.43	0	0	0	6	0.53	0	0	1569.2	-0.06
360	215	24	1976	0	0	4.92	3.5	0	0	0	-5.37	0.53	0	0	1574.1	-0.08
360	216	24	1976	0	0	4.39	3.45	0	0	0	-4.86	0.53	0	0	1578.5	-0.06
360	217	24	1976	0	0	3.92	3.35	0	0	0	-4.4	0.53	0	0	1582.4	-0.06
360	218	24	1976	4.83	0	5.02	1.81	0	0	0	-0.69	0.53	0	0	1587.4	-0.03
360	219	24	1976	12.95	0.53	2.98	0.17	0	0	0	8.97	0.53	0	0	1590.4	-0.05
360	220	24	1976	42.93	1.23	2.11	0	0	0	0	32.66	0.53	6.94	0	1592.5	-0.01
360	221	24	1976	18.8	0	3.23	0.18	0	0	0	16.29	0.53	0	0	1595.7	-0.02
360	222	24	1976	0	0	3.85	3.03	0	0	0	-4.33	0.53	0	0	1599.6	-0.05
360	223	24	1976	0	0	3	2.13	0	0	0	-3.42	0.52	0	0	1602.6	-0.11
360	224	24	1976	0	0	3.55	3.19	0	0	0	-4	0.52	0	0	1606.1	-0.07
360	225	24	1976	0	0	3.77	3.01	0	0	0	-4.21	0.52	0	0	1609.9	-0.08
360	226	24	1976	21.59	0	4.87	1.62	0	0	0	16.24	0.52	0	0	1614.8	-0.04
360	227	24	1976	2.54	0	3.14	0.73	0	0	0	-1.02	0.52	0	0	1617.9	-0.1
360	228	24	1976	2.03	0	4.51	1.9	0	0	0	-2.9	0.52	0	0	1622.4	-0.1
360	229	24	1976	0	0	3.66	2.34	0	0	0	-4.12	0.52	0	0	1626.1	-0.05
360	230	24	1976	0	0	3.51	2.78	0	0	0	-3.97	0.52	0	0	1629.6	-0.06
360	231	24	1976	0	0	3.57	3	0	0	0	-4.03	0.52	0	0	1633.2	-0.06
360	232	24	1976	0	0	3.68	3.09	0	0	0	-4.16	0.52	0	0	1636.8	-0.04
360	233	24	1976	0	0	3.27	2.61	0	0	0	-3.71	0.52	0	0	1640.1	-0.07
360	234	24	1976	0	0	3.64	3.05	0	0	0	-4.11	0.51	0	0	1643.8	-0.04
360	235	24	1976	0	0	3.46	2.82	0	0	0	-3.9	0.51	0	0	1647.2	-0.08
360	236	24	1976	0	0	3.1	2.32	0	0	0	-3.52	0.51	0	0	1650.3	-0.09
360	237	24	1976	0	0	3.14	2.33	0	0	0	-3.55	0.51	0	0	1653.5	-0.1
360	238	24	1976	0	0	4.49	3.54	0	0	0	-4.95	0.51	0	0	1657.9	-0.05
360	239	24	1976	0	0	4.13	3.4	0	0	0	-4.6	0.51	0	0	1662.1	-0.04
360	240	24	1976	0.51	0	3.51	2.59	0	0	0	-3.49	0.51	0	0	1665.6	-0.03
360	241	24	1976	52.83	0	5.04	1.81	0	0	0	33.57	0.51	13.77	0	1670.6	-0.07
360	242	24	1976	0	0	5.04	3.13	0	0	0	-5.47	0.51	0	0	1675.7	-0.07
360	243	24	1976	0	0	4.31	2.31	0	0	0	-4.77	0.51	0	0	1680	-0.05
360	244	24	1976	0	0	4.05	2.99	0	0	0	-4.54	0.51	0	0	1684	-0.02
360	245	24	1976	10.92	0	4.03	1.27	0	0	0	6.38	0.51	0	0	1688.1	0
360	246	24	1976	0.25	0	3.27	1.92	0	0	0	-3.47	0.51	0	0	1691.3	-0.06
360	247	24	1976	0	0	3.8	2.79	0	0	0	-4.23	0.51	0	0	1695.1	-0.08
360	248	24	1976	0	0	3.93	2.89	0	0	0	-4.42	0.5	0	0	1699.1	-0.01
360	249	24	1976	1.27	0	3.33	1.47	0	0	0	-2.52	0.5	0	0	1702.4	-0.04
360	250	24	1976	0	0	3.63	2.29	0	0	0	-4.09	0.5	0	0	1706	-0.04
360	251	24	1976	0	0	3.48	2.73	0	0	0	-3.96	0.5	0	0	1709.5	-0.03
360	252	24	1976	0	0	3.82	3.05	0	0	0	-4.31	0.5	0	0	1713.3	-0.02
360	253	24	1976	0	0	4.02	2.85	0	0	0	-4.46	0.5	0	0	1717.4	-0.06

Attachment D-1
Honeywell
Wastebeds 9-15 SWSR Pre-Design Investigation
SHAW Output Data

RUN	DAY	HR	YR	PRECIP	precip INTRCP	ET	TRANSP	CANOPY chg in storage	SNOW chg in storage	RESIDUE chg in storage	SOIL chg in storage	PERC	RUNOFF	PONDED	Etcum	ERROR
360	254	24	1976	23.88	0	4.64	1.43	0	0	0	18.8	0.5	0	0	1722	-0.06
360	255	24	1976	4.83	0	4.34	0.9	0	0	0	0.04	0.5	0	0	1726.3	-0.05
360	256	24	1976	0	0	2.7	2.17	0	0	0	-3.16	0.5	0	0	1729	-0.04
360	257	24	1976	0	0	2.15	1.7	0	0	0	-2.61	0.5	0	0	1731.2	-0.04
360	258	24	1976	0	0	2.45	1.93	0	0	0	-2.88	0.5	0	0	1733.6	-0.07
360	259	24	1976	0	0	2.52	1.84	0	0	0	-2.98	0.5	0	0	1736.1	-0.03
360	260	24	1976	8.13	0.07	2.11	0.13	0	0	0	5.45	0.5	0	0	1738.3	-0.01
360	261	24	1976	6.6	0	3.36	0.94	0	0	0	2.85	0.5	0	0	1741.6	-0.03
360	262	24	1976	1.27	0	2.6	1.06	0	0	0	-1.77	0.5	0	0	1744.2	-0.05
360	263	24	1976	0	0	2.82	1.9	0	0	0	-3.25	0.49	0	0	1747	-0.06
360	264	24	1976	0.76	0	2.61	1.13	0	0	0	-2.27	0.49	0	0	1749.6	-0.08
360	265	24	1976	1.02	0	2.61	0.83	0	0	0	-2.03	0.49	0	0	1752.3	-0.06
360	266	24	1976	0	0	2.93	1.33	0	0	0	-3.37	0.49	0	0	1755.2	-0.05
360	267	24	1976	2.29	0	3.62	1.23	0	0	0	-1.78	0.49	0	0	1758.8	-0.04
360	268	24	1976	0	0	2.34	1.12	0	0	0	-2.79	0.49	0	0	1761.1	-0.04
360	269	24	1976	0	0	1.99	1.21	0	0	0	-2.44	0.49	0	0	1763.1	-0.04
360	270	24	1976	18.8	0	1.86	0.09	0	0	0	16.48	0.49	0	0	1765	-0.03
360	271	24	1976	2.03	0	2	0.37	0	0	0	-0.38	0.49	0	0	1767	-0.08
360	272	24	1976	1.02	0	2.37	0.62	0	0	0	-1.79	0.49	0	0	1769.4	-0.05
360	273	24	1976	0	0	2.87	1.5	0	0	0	-3.29	0.49	0	0	1772.2	-0.06
360	274	24	1976	0	0	1.28	0.83	0	0	0	-1.74	0.49	0	0	1773.5	-0.04
360	275	24	1976	0	0	1.49	0.93	0	0	0	-1.93	0.49	0	0	1775	-0.05
360	276	24	1976	0	0	1.44	0.81	0	0	0	-1.89	0.49	0	0	1776.4	-0.04
360	277	24	1976	0	0	1.45	0.9	0	0	0	-1.9	0.49	0	0	1777.9	-0.04
360	278	24	1976	0	0	2.25	1.23	0	0	0	-2.68	0.49	0	0	1780.1	-0.06
360	279	24	1976	0	0	2.54	1.3	0	0	0	-2.97	0.49	0	0	1782.7	-0.06
360	280	24	1976	0	0	2.68	1.2	0	0	0	-3.11	0.49	0	0	1785.4	-0.06
360	281	24	1976	7.62	0	2.79	0.51	0	0	0	4.42	0.48	0	0	1788.2	-0.07
360	282	24	1976	29.21	0.28	1.43	0.04	0	0	0	27.05	0.48	0	0	1789.6	-0.03
360	283	24	1976	42.16	0.35	1.45	0	0	0	0	26.93	0.48	13.23	0	1791	0
360	284	24	1976	2.54	0	2.9	0.27	0	0	0	-0.46	0.48	0	0	1793.9	-0.03
360	285	24	1976	0	0	2.33	0.68	0	0	0	-2.75	0.48	0	0	1796.3	-0.07
360	286	24	1976	0	0	2.29	0.75	0	0	0	-2.72	0.48	0	0	1798.6	-0.05
360	287	24	1976	1.27	0	2.81	0.89	0	0	0	-2	0.48	0	0	1801.4	-0.02
360	288	24	1976	5.33	0	2.98	0.24	0	0	0	1.96	0.48	0	0	1804.3	-0.09
360	289	24	1976	1.52	0	3.13	0.78	0	0	0	-2.06	0.48	0	0	1807.5	-0.03
360	290	24	1976	0.76	0	2.86	0.34	0	0	0	-2.52	0.48	0	0	1810.3	-0.06
360	291	24	1976	0	0	1.65	0.25	0	0	0	-2.09	0.48	0	0	1812	-0.04
360	292	24	1976	0	0	2.14	0.2	0	0	0	-2.55	0.48	0	0	1814.1	-0.06
360	293	24	1976	0	0	1.78	0.28	0	0	0	-2.24	0.48	0	0	1815.9	-0.02
360	294	24	1976	30.99	0	1.68	0.13	0	0	0	25.8	0.48	3.05	0	1817.6	-0.02
360	295	24	1976	11.94	0	3.21	0.21	0	0	0	1.17	0.48	7.16	0	1820.8	-0.08
360	296	24	1976	0	0	2.94	0.17	0	0	0	-3.33	0.48	0	0	1823.7	-0.09
360	297	24	1976	0	0	3.17	0.18	0	0	0	-3.6	0.48	0	0	1826.9	-0.04
360	298	24	1976	7.11	0	1.51	0.02	0	0	0	5.13	0.48	0	0	1828.4	-0.01
360	299	24	1976	1.78	0	1.27	0.01	0	0	0	0.04	0.48	0	0	1829.7	-0.01
360	300	24	1976	0	0	2.48	0.02	0	0	0	-2.94	0.48	0	0	1832.2	-0.02
360	301	24	1976	0	0	1.97	0	0	0	0	-2.42	0.48	0	0	1834.1	-0.02
360	302	24	1976	0	0	2.16	0.03	0	0	0	-2.62	0.47	0	0	1836.3	-0.02
360	303	24	1976	0	0	2.18	0.02	0	0	0	-2.66	0.47	0	0	1838.5	0.01
360	304	24	1976	2.29	0	1.82	0.01	0	0	0	-0.01	0.47	0	0	1840.3	0.01
360	305	24	1976	21.34	0	1.84	0	0	0	0	12.41	0.47	6.62	0	1842.1	0
360	306	24	1976	0	0	2.79	0	0	0	0	-3.25	0.47	0	0	1844.9	-0.01
360	307	24	1976	0	0	1.04	0	0	0	0	-1.49	0.47	0	0	1846	-0.02
360	308	24	1976	0	0	2.48	0	0	0	0	-2.96	0.47	0	0	1848.4	0
360	309	24	1976	1.27	0	0.97	0	0	0	0	-0.17	0.47	0	0	1849.4	0
360	310	24	1976	0.25	0	1.65	0	0	0	0	-1.87	0.47	0	0	1851.1	0
360	311	24	1976	0	0	2.45	0	0	0	0	-2.92	0.47	0	0	1853.5	0
360	312	24	1976	1.27	0	1.24	0	0	0	0	-0.45	0.47	0	0	1854.8	0
360	313	24	1976	5.84	0	0.98	0	0	5.83	0	-1.44	0.47	0	0	1855.7	0
360	314	24	1976	0.25	0	0.65	0	0	-0.32	0	-0.55	0.47	0	0	1856.4	0
360	315	24	1976	2.03	0	0.06	0	0	-4.99	0	6.49	0.47	0	0	1856.4	0
360	316	24	1976	4.06	0	0.27	0	0	4.15	0	-0.83	0.48	0	0	1856.7	0
360	317	24	1976	2.79	0	0.08	0	0	2.42	0	-0.18	0.48	0	0	1856.8	0
360	318	24	1976	3.56	0	0.22	0	0	-4.81	0	7.67	0.48	0	0	1857	0
360	319	24	1976	0	0	0.45	0	0	-2.28	0	1.35	0.48	0	0	1857.5	0
360	320	24	1976	0	0	1.33	0	0	0	0	-1.8	0.48	0	0	1858.8	-0.01
360	321	24	1976	0	0	1.76	0	0	0	0	-2.23	0.48	0	0	1860.6	0
360	322	24	1976	0	0	1.87	0	0	0	0	-2.35	0.48	0	0	1862.4	0
360	323	24	1976	0.51	0	2.09	0	0	0	0	-2.06	0.48	0	0	1864.5	0
360	324	24	1976	1.27	0	2.26	0	0	0	0	-1.47	0.48	0	0	1866.8	0
360	325	24	1976	0.25	0	2.29	0	0	0	0	-2.51	0.48	0	0	1869.1	0
360	326	24	1976	0.25	0	2.03	0	0	0	0	-2.51	0.48	0	0.25	1871.1	0
360	327	24	1976	0	0	2.26	0	0	0	0	-2.73	0.48	0	0.25	1873.4	0
360	328	24	1976	0	0	3.16	0	0	0	0	-3.61	0.49	0	0.24	1876.5	-0.03
360	329	24	1976	0	0	2.18	0	0	0	0	-2.66	0.48	0	0.24	1878.7	0
360	330	24	1976	0	0	1.02	0	0	0	0	-1.47	0.51	0	0.18	1879.7	0
360	331	24	1976	0.76	0	0.24	0	0	0	0	-0.5	0.49	0.6	0	1880	0.11
360	332	24	1976	1.02	0	1.73	0	0	0	0	-1.19	0.48	0	0	1881.7	0
360	333	24	1976	6.6	0	1.09	0	0	0	0	5.04	0.48	0	0	1882.8	0
360	334	24	1976	6.86	0	1.41	0	0	6.73	0	-3.62	0.48	0	0	1884.2	1.87
360	335	24	1976	0	0	0.21	0	0	0.08	0	-0.76	0.48	0	0	1884.4	0
360	336	24	1976	0	0	0.17	0	0	0.11	0	-0.76	0.48	0	0	1884.6	0
360	337	24	1976	2.29	0	0.19	0	0	2.32	0	-0.71	0.48	0	0	1884.8	0
360	338	24	1976	0.51	0	0.06	0	0	0.71	0	-0.74	0.48	0	0	1884.8	0
360	339	24	1976	2.29	0	0.04	0	0	2.4	0	-0.62	0.48	0	0	1884.8	0
360	340	24	1976	0	0	0.31	0	0	-0.23	0	-0.55	0.48	0	0	1885.2	0
360	341	24	1976	1.27	0	0.24	0	0	1.11	0	-0.56	0.48	0	0	1885.4	0
360	342	24	1976	16	0	-0.03	0	0	16.04	0	-0.52	0.48	0.04	0	1885.4	0
360	343	24	1976	0	0	0.12	0	0	0.01	0	-0.61	0.47	0	0	1885.5	0
360	344	24	1976	1.52	0	0.01	0	0	1.62	0	-0.59	0.47	0	0	1885.5	0
360	345	24	1976	0	0	0.28	0	0	-0.35	0	-0.51	0.47	0.12	0	1885.8	0
360	346	24	1976	0	0	0.41	0	0	-0.36	0	-0.53	0.47	0	0	1886.2	0
360	347	24	1976	0.25	0	0.05	0	0	0.11	0	-0.52	0.47	0.14	0	1886.2	0
360	348	24	1976	1.27	0	0.56	0	0	0.83	0	-0.6	0.47	0	0	1886.8	0
360	349	24	1976	0	0	0.38	0	0	-0.27	0	-0.59	0.47	0	0	1887.2	0
360	350	24	1976	0	0	0.07	0	0	-0.19	0	-0.5	0.47	0.14	0	1887.2	0
360	351	24	1976	0	0	-0.02	0	0	-0.06	0	-0.52	0.47	0.12	0	1887.2	0
360	352	24	1976	3.56	0	-0.2	0	0	0.37	0	-0.48	0.47	3.39	0	1887	0
360	353	24	1976	0	0	0.26	0	0	-0.19	0	-0.54	0.47	0	0	1887.3	0
360	354	24	1976	0	0	0.08	0	0	0	0	-0.55	0.47	0	0	1887.4	0
360	355	24	1976	5.33	0	-0.19	0	0	-7.46	0	-0.47	0.47	12.98	0	1887.2	0
360	356	24	1976	2.29	0	0.68	0	0	1.73	0	-0.59	0.47	0	0	1887.9	0

Attachment D-1
Honeywell
Wastebeds 9-15 SWSR Pre-Design Investigation
SHAW Output Data

RUN	DAY	HR	YR	PRECIP	precip INTRCP	ET	TRANSP	CANOPY chg in storage	SNOW chg in storage	RESIDUE chg in storage	SOIL chg in storage	PERC	RUNOFF	PONDED	Etcum	ERROR
360	357	24	1976	0.25	0	0.33	0	0	0	0	-0.55	0.47	0	0	1888.2	0
360	358	24	1976	0	0	0.44	0	0	-0.39	0	-0.52	0.47	0	0	1888.6	0
360	359	24	1976	0.76	0	0.15	0	0	0.69	0	-0.56	0.47	0	0	1888.8	0
360	360	24	1976	0	0	0.2	0	0	-0.14	0	-0.54	0.47	0	0	1889	0
360	361	24	1976	4.32	0	-0.16	0	0	4.55	0	-0.54	0.47	0	0	1888.8	0
360	362	24	1976	0	0	-0.03	0	0	0.1	0	-0.55	0.47	0	0	1888.8	0
360	363	24	1976	1.02	0	-0.09	0	0	1.18	0	-0.55	0.47	0	0	1888.7	0
360	364	24	1976	1.02	0	-0.07	0	0	1.15	0	-0.53	0.47	0	0	1888.6	0
360	365	24	1976	0	0	0.28	0	0	-0.21	0	-0.54	0.47	0	0	1888.9	0
360	366	24	1976	1.78	0	0.13	0	0	1.71	0	-0.53	0.47	0	0	1889	0
360	1	24	1977	4.32	0	-0.02	0	0	4.38	0	-0.51	0.47	0	0	1889	0
360	2	24	1977	0.76	0	-0.08	0	0	0.87	0	-0.5	0.47	0	0	1888.9	0
360	3	24	1977	1.27	0	-0.08	0	0	1.38	0	-0.5	0.47	0	0	1888.9	0
360	4	24	1977	0.51	0	-0.04	0	0	0.59	0	-0.5	0.47	0	0	1888.8	0
360	5	24	1977	0	0	-0.03	0	0	0.08	0	-0.52	0.47	0	0	1888.8	0
360	6	24	1977	0	0	0.05	0	0	0.01	0	-0.53	0.47	0	0	1888.8	0
360	7	24	1977	3.56	0	-0.05	0	0	3.64	0	-0.51	0.47	0	0	1888.8	0
360	8	24	1977	0	0	0.08	0	0	-0.03	0	-0.52	0.47	0	0	1888.9	0
360	9	24	1977	0.51	0	0.03	0	0	0.53	0	-0.53	0.47	0	0	1888.9	0
360	10	24	1977	11.18	0	0.01	0	0	11.21	0	-0.51	0.47	0	0	1888.9	0
360	11	24	1977	3.56	0	-0.15	0	0	3.73	0	-0.49	0.47	0	0	1888.8	0
360	12	24	1977	1.27	0	0.03	0	0	1.26	0	-0.49	0.47	0	0	1888.8	0
360	13	24	1977	0.25	0	0.01	0	0	0.27	0	-0.49	0.47	0	0	1888.8	0
360	14	24	1977	2.29	0	-0.01	0	0	2.33	0	-0.49	0.47	0	0	1888.8	0
360	15	24	1977	0.25	0	-0.09	0	0	0.37	0	-0.49	0.47	0	0	1888.7	0
360	16	24	1977	0	0	0.37	0	0	-0.33	0	-0.5	0.47	0	0	1889.1	0
360	17	24	1977	3.05	0	-0.03	0	0	3.12	0	-0.51	0.47	0	0	1889	0
360	18	24	1977	0.76	0	-0.06	0	0	0.85	0	-0.5	0.47	0	0	1889	0
360	19	24	1977	1.52	0	0.08	0	0	1.47	0	-0.49	0.47	0	0	1889.1	0
360	20	24	1977	1.27	0	0.01	0	0	1.28	0	-0.48	0.46	0	0	1889.1	0
360	21	24	1977	0.76	0	0.08	0	0	0.7	0	-0.48	0.46	0	0	1889.1	0
360	22	24	1977	1.27	0	-0.01	0	0	1.3	0	-0.49	0.46	0	0	1889.1	0
360	23	24	1977	0.25	0	-0.07	0	0	0.36	0	-0.5	0.46	0	0	1889.1	0
360	24	24	1977	1.02	0	-0.01	0	0	1.06	0	-0.49	0.46	0	0	1889.1	0
360	25	24	1977	2.03	0	-0.04	0	0	2.09	0	-0.48	0.46	0	0	1889	0
360	26	24	1977	0	0	0.24	0	0	-0.22	0	-0.48	0.46	0	0	1889.3	0
360	27	24	1977	0	0	0.43	0	0	-0.39	0	-0.5	0.46	0	0	1889.7	0
360	28	24	1977	5.08	0	0.45	0	0	4.68	0	-0.51	0.46	0	0	1890.1	0
360	29	24	1977	0	0	0.31	0	0	-0.28	0	-0.49	0.46	0	0	1890.4	0
360	30	24	1977	0	0	0.27	0	0	-0.24	0	-0.49	0.46	0	0	1890.7	0
360	31	24	1977	0	0	0.28	0	0	-0.25	0	-0.49	0.46	0	0	1891	0
360	32	24	1977	2.03	0	0.11	0	0	1.95	0	-0.49	0.46	0	0	1891.1	0
360	33	24	1977	0	0	0.07	0	0	-0.04	0	-0.49	0.46	0	0	1891.2	0
360	34	24	1977	2.54	0	-0.12	0	0	2.69	0	-0.49	0.46	0	0	1891.1	0
360	35	24	1977	0.51	0	-0.03	0	0	0.55	0	-0.48	0.46	0	0	1891	0
360	36	24	1977	2.54	0	-0.11	0	0	2.68	0	-0.49	0.46	0	0	1890.9	0
360	37	24	1977	1.27	0	0.14	0	0	1.15	0	-0.49	0.46	0	0	1891.1	0
360	38	24	1977	1.02	0	-0.04	0	0	1.08	0	-0.48	0.46	0	0	1891	0
360	39	24	1977	0	0	0.01	0	0	0.02	0	-0.48	0.46	0	0	1891	0
360	40	24	1977	0	0	0.05	0	0	-0.03	0	-0.48	0.46	0	0	1891.1	0
360	41	24	1977	1.02	0	0.02	0	0	1.01	0	-0.47	0.46	0	0	1891.1	0
360	42	24	1977	0	0	0.02	0	0	-3.61	0	-0.44	0.46	3.57	0	1891.1	0
360	43	24	1977	0	0	-0.02	0	0	-3.46	0	-0.44	0.46	3.46	0	1891.1	0
360	44	24	1977	1.27	0	-0.1	0	0	-5.53	0	-0.43	0.46	6.87	0	1891	0
360	45	24	1977	0.25	0	0.45	0	0	-1.33	0	-0.43	0.46	1.1	0	1891.4	0
360	46	24	1977	1.02	0	0.27	0	0	0.76	0	-0.47	0.46	0	0	1891.7	0
360	47	24	1977	0.76	0	0.11	0	0	0.69	0	-0.5	0.46	0	0	1891.8	0
360	48	24	1977	0	0	0.13	0	0	-0.1	0	-0.49	0.46	0	0	1892	0
360	49	24	1977	0	0	0.23	0	0	-0.19	0	-0.49	0.46	0	0	1892.2	0
360	50	24	1977	0	0	-0.01	0	0	0.02	0	-0.47	0.46	0	0	1892.2	0
360	51	24	1977	5.33	0	-0.04	0	0	5.38	0	-0.46	0.46	0	0	1892.1	0
360	52	24	1977	1.27	0	0.02	0	0	1.27	0	-0.47	0.45	0	0	1892.2	0
360	53	24	1977	0	0	0.15	0	0	-0.13	0	-0.47	0.45	0	0	1892.3	0
360	54	24	1977	0	0	0.09	0	0	-0.08	0	-0.47	0.45	0	0	1892.4	0
360	55	24	1977	18.29	0	0.28	0	0	-0.63	0	-0.44	0.45	18.61	0	1892.7	0
360	56	24	1977	0.76	0	0.07	0	0	-7.61	0	-0.43	0.45	8.28	0	1892.8	0
360	57	24	1977	0	0	0.21	0	0	-4.52	0	-0.42	0.45	4.29	0	1893	0
360	58	24	1977	1.27	0	0.18	0	0	-16.48	0	-0.42	0.47	17.51	0	1893.1	0
360	59	24	1977	0	0	1.03	0	0	-3.53	0	-0.44	0.5	2.43	0	1894.2	0
360	60	24	1977	0	0	1.13	0	0	-3.44	0	-0.45	0.46	2.31	0	1895.3	0
360	61	24	1977	0	0	1.2	0	0	-8.41	0	-0.47	0.45	7.22	0	1896.5	0
360	62	24	1977	0	0	0.49	0	0	-7.4	0	-0.46	0.45	6.92	0	1897	0
360	63	24	1977	15.24	0	0.04	0	0	-17.12	0	0.31	0.45	31.56	0	1897	0
360	64	24	1977	0	0	0.04	0	0	-14.24	0	11.2	0.45	2.63	0	1897.1	-0.08
360	65	24	1977	0	0	1.92	0	0	-0.91	0	-1.38	0.45	0	0	1899	-0.08
360	66	24	1977	0	0	2.85	0	0	0	0	-3.28	0.45	0	0	1901.8	-0.02
360	67	24	1977	0	0	3.06	0	0	0	0	-3.48	0.45	0	0	1904.9	-0.03
360	68	24	1977	0	0	4.15	0	0	0	0	-4.6	0.45	0	0	1909.1	0
360	69	24	1977	0	0	3.91	0	0	0	0	-4.35	0.45	0	0	1913	0
360	70	24	1977	0	0	2.46	0	0	0	0	-2.91	0.45	0	0	1915.4	0
360	71	24	1977	0.76	0	2.78	0	0	0	0	-2.46	0.45	0	0	1918.2	0
360	72	24	1977	30.23	0	2.73	0	0	0	0	27.05	0.45	0	0	1920.9	0
360	73	24	1977	0.25	0	2.59	0	0	0	0	-2.78	0.45	0	0	1923.5	0
360	74	24	1977	0	0	2.22	0	0	0	0	-2.67	0.45	0	0	1925.7	0
360	75	24	1977	2.03	0	4.23	0	0	0	0	-2.64	0.45	0	0	1930	0
360	76	24	1977	0	0	5.88	0	0	0	0	-6.32	0.45	0	0	1935.8	0
360	77	24	1977	7.87	0	0.76	0	0	7.54	0	-1	0.45	0.12	0	1936.6	0.01
360	78	24	1977	0	0	0.73	0	0	-0.75	0	-0.65	0.45	0.22	0	1937.3	0
360	79	24	1977	3.3	0	0.44	0	0	1.84	0	-0.67	0.45	1.25	0	1937.8	0
360	80	24	1977	0	0	0.35	0	0	-7.31	0	-0.49	0.45	6.99	0	1938.1	0
360	81	24	1977	14.73	0	0.95	0	0	-1.33	0	-0.48	0.45	15.18	0	1939.1	-0.03
360	82	24	1977	1.52	0	0.91	0	0	0.88	0	-0.72	0.45	0	0	1940	0
360	83	24	1977	1.78	0	1.09	0	0	1.51	0	-1.27	0.45	0	0	1941.1	0
360	84	24	1977	0	0	1.24	0	0	-0.7	0	-0.98	0.45	0	0	1942.3	0
360	85	24	1977	0	0	0.77	0	0	-0.35	0	-0.87	0.45	0	0	1943.1	0
360	86	24	1977	0	0	0.53	0	0	-1.35	0	-0.96	0.45	1.34	0	1943.6	0
360	87	24	1977	3.81	0	2.07	0	0	0	0	1.3	0.45	0	0	1945.7	0
360	88	24	1977	0	0	2.93	0	0	0	0	-3.38	0.45	0	0	1948.6	0
360	89	24	1977	2.54	0	4.44	0	0	0	0	-2.35	0.45	0	0	1953	0
360	90	24	1977	4.06	0	5.21	0	0	0	0	-1.59	0.45	0	0	1958.3	0
360	91	24	1977	0	0	3.6	0	0	0	0	-4.05	0.45	0	0	1961.9	0
360	92	24	1977	3.05	0	3.96	0.01	0	0	0	-1.36	0.45	0	0	1965.8	0
360	93	24	1977	0	0	5.31	0.03	0	0	0	-5.76	0.44	0	0	1971.1	0

Attachment D-1
Honeywell
Wastebeds 9-15 SWSR Pre-Design Investigation
SHAW Output Data

RUN	DAY	HR	YR	PRECIP	precip INTRCP	ET	TRANSP	CANOPY chg in storage	SNOW chg in storage	RESIDUE chg in storage	SOIL chg in storage	PERC	RUNOFF	PONDED	Etcum	ERROR
360	94	24	1977	4.32	0	3.57	0.01	0	0	0	0.31	0.44	0	0	1974.7	0
360	95	24	1977	4.32	0	2.74	0.03	0	0	0	1.12	0.44	0	0	1977.4	0.02
360	96	24	1977	0.25	0	5.36	0	0	0	0	-5.52	0.44	0	0	1982.8	-0.03
360	97	24	1977	0	0	2.89	0.04	0	0	0	-3.33	0.44	0	0	1985.7	0
360	98	24	1977	1.52	0	3.06	0	0	0	0	-1.98	0.44	0	0	1988.8	0
360	99	24	1977	0	0	3.2	0	0	0	0	-3.64	0.44	0	0	1992	0
360	100	24	1977	0	0	2.19	0.28	0	0	0	-2.63	0.44	0	0	1994.1	0
360	101	24	1977	0	0	3.41	0.6	0	0	0	-3.87	0.44	0	0	1997.5	0.02
360	102	24	1977	0	0	4.29	0.63	0	0	0	-4.75	0.44	0	0	2001.8	0.01
360	103	24	1977	1.27	0	6.44	0.8	0	0	0	-5.62	0.44	0	0	2008.3	0.01
360	104	24	1977	0	0	3.57	0.36	0	0	0	-4	0.44	0	0	2011.8	-0.01
360	105	24	1977	0	0	2.58	0.43	0	0	0	-3.01	0.44	0	0	2014.4	-0.01
360	106	24	1977	0	0	4.13	0.62	0	0	0	-4.57	0.44	0	0	2018.6	0
360	107	24	1977	0	0	2.78	0.7	0	0	0	-3.22	0.44	0	0	2021.3	0
360	108	24	1977	0	0	4.24	1.04	0	0	0	-4.67	0.44	0	0	2025.6	-0.01
360	109	24	1977	0	0	2.4	0.94	0	0	0	-2.81	0.44	0	0	2028	-0.02
360	110	24	1977	0	0	3.3	1.24	0	0	0	-3.71	0.44	0	0	2031.3	-0.03
360	111	24	1977	0.76	0	3.9	1.31	0	0	0	-3.56	0.44	0	0	2035.2	-0.01
360	112	24	1977	21.84	0	4.64	0.87	0	0	0	16.78	0.44	0	0	2039.8	-0.01
360	113	24	1977	28.7	0	4.37	0.42	0	0	0	23.92	0.44	0	0	2044.2	-0.03
360	114	24	1977	10.16	0	4.39	0.32	0	0	0	5.37	0.44	0	0	2048.6	-0.04
360	115	24	1977	1.02	0	4.23	0.58	0	0	0	-3.62	0.44	0	0	2052.8	-0.03
360	116	24	1977	0	0	3.83	0.99	0	0	0	-4.28	0.44	0	0	2056.6	0.01
360	117	24	1977	0	0	4.15	1.22	0	0	0	-4.56	0.44	0	0	2060.8	-0.04
360	118	24	1977	0	0	5.48	1.34	0	0	0	-5.9	0.44	0	0	2066.3	-0.02
360	119	24	1977	0	0	4.57	1.09	0	0	0	-4.99	0.44	0	0	2070.8	-0.02
360	120	24	1977	0	0	4.01	1.7	0	0	0	-4.46	0.44	0	0	2074.8	0.01
360	121	24	1977	0	0	3.41	1.76	0	0	0	-3.84	0.44	0	0	2078.3	-0.01
360	122	24	1977	2.79	0	4.85	1.28	0	0	0	-2.48	0.44	0	0	2083.1	-0.02
360	123	24	1977	0	0	4.7	1.38	0	0	0	-5.11	0.44	0	0	2087.8	-0.03
360	124	24	1977	3.3	0	4.01	1.19	0	0	0	-1.13	0.44	0	0	2091.8	-0.01
360	125	24	1977	0.76	0	1.89	0.84	0	0	0	-1.57	0.44	0	0	2093.7	0.01
360	126	24	1977	1.27	0	3.56	1.62	0	0	0	-2.7	0.44	0	0	2097.3	-0.03
360	127	24	1977	0	0	4.17	1.45	0	0	0	-4.57	0.44	0	0	2101.4	-0.04
360	128	24	1977	0.51	0	3.97	1.49	0	0	0	-3.87	0.44	0	0	2105.4	-0.03
360	129	24	1977	3.05	0	3.65	0.57	0	0	0	-1.02	0.44	0	0	2109.1	-0.01
360	130	24	1977	0	0	3.36	1.69	0	0	0	-3.76	0.44	0	0	2112.4	-0.03
360	131	24	1977	0	0	4.82	2.23	0	0	0	-5.24	0.44	0	0	2117.2	-0.02
360	132	24	1977	0	0	4.28	2.67	0	0	0	-4.7	0.44	0	0	2121.5	-0.02
360	133	24	1977	0.76	0	3.74	1.66	0	0	0	-3.38	0.44	0	0	2125.3	-0.03
360	134	24	1977	0	0	3.21	1.59	0	0	0	-3.61	0.44	0	0	2128.5	-0.03
360	135	24	1977	0	0	2.92	1.82	0	0	0	-3.35	0.44	0	0	2131.4	-0.01
360	136	24	1977	0	0	2.85	2.21	0	0	0	-3.28	0.44	0	0	2134.2	-0.01
360	137	24	1977	0	0	3.32	2.99	0	0	0	-3.75	0.44	0	0	2137.6	0
360	138	24	1977	2.79	0	3.25	1.4	0	0	0	-0.87	0.44	0	0	2140.8	-0.02
360	139	24	1977	0	0	4.6	3.15	0	0	0	-5	0.44	0	0	2145.4	-0.03
360	140	24	1977	0	0	2.89	2.82	0	0	0	-3.31	0.44	0	0	2148.3	-0.02
360	141	24	1977	0	0	4.09	3.96	0	0	0	-4.49	0.44	0	0	2152.4	-0.04
360	142	24	1977	0	0	5.36	5.04	0	0	0	-5.77	0.44	0	0	2157.8	-0.03
360	143	24	1977	0	0	3.22	3.09	0	0	0	-3.64	0.44	0	0	2161	-0.01
360	144	24	1977	2.03	0	2.55	0.87	0	0	0	-0.95	0.44	0	0	2163.5	-0.01
360	145	24	1977	0	0	1.18	0.86	0	0	0	-1.59	0.44	0	0	2164.7	-0.02
360	146	24	1977	0	0	0.92	0.66	0	0	0	-1.33	0.44	0	0	2165.6	-0.02
360	147	24	1977	0	0	0.76	0.63	0	0	0	-1.17	0.43	0	0	2166.4	-0.02
360	148	24	1977	1.78	0	2.22	0.52	0	0	0	-0.87	0.43	0	0	2168.6	-0.01
360	149	24	1977	0	0	0.53	0.47	0	0	0	-0.94	0.43	0	0	2169.1	-0.02
360	150	24	1977	0	0	0.56	0.52	0	0	0	-0.98	0.43	0	0	2169.7	-0.01
360	151	24	1977	0	0	0.39	0.5	0	0	0	-0.81	0.43	0	0	2170.1	-0.01
360	152	24	1977	30.99	0	4.68	2.1	0	0	0	25.9	0.43	0	0	2174.8	-0.02
360	153	24	1977	0	0	4.27	2.58	0	0	0	-4.66	0.43	0	0	2179	-0.04
360	154	24	1977	0	0	4.44	2.52	0	0	0	-4.84	0.43	0	0	2183.5	-0.03
360	155	24	1977	0	0	6.01	3.97	0	0	0	-6.42	0.43	0	0	2189.5	-0.02
360	156	24	1977	0	0	5.09	3.33	0	0	0	-5.51	0.43	0	0	2194.6	-0.01
360	157	24	1977	0.25	0	4.31	1.88	0	0	0	-4.47	0.43	0	0	2198.9	-0.02
360	158	24	1977	0.76	0	2.06	0.66	0	0	0	-1.7	0.43	0	0	2200.9	-0.02
360	159	24	1977	0.25	0	1.8	0.85	0	0	0	-1.94	0.43	0	0	2202.7	-0.03
360	160	24	1977	3.81	0	3.07	0.32	0	0	0	0.32	0.43	0	0	2205.8	-0.01
360	161	24	1977	3.05	0	3.83	0.37	0	0	0	-1.18	0.43	0	0	2209.6	-0.03
360	162	24	1977	0	0	1.72	0.79	0	0	0	-2.12	0.43	0	0	2211.4	-0.03
360	163	24	1977	0	0	0.67	0.61	0	0	0	-1.09	0.43	0	0	2212	-0.01
360	164	24	1977	0	0	0.43	0.54	0	0	0	-0.84	0.43	0	0	2212.5	-0.02
360	165	24	1977	0	0	0.89	0.69	0	0	0	-1.29	0.43	0	0	2213.3	-0.03
360	166	24	1977	0	0	0.89	0.64	0	0	0	-1.28	0.43	0	0	2214.2	-0.04
360	167	24	1977	0	0	0.65	0.56	0	0	0	-1.05	0.43	0	0	2214.9	-0.03
360	168	24	1977	2.54	0	2.23	0.38	0	0	0	-0.11	0.43	0	0	2217.1	-0.02
360	169	24	1977	7.62	0	4.03	0.71	0	0	0	3.19	0.43	0	0	2221.1	-0.02
360	170	24	1977	0	0	1.73	0.62	0	0	0	-2.12	0.43	0	0	2222.9	-0.04
360	171	24	1977	7.37	0	6.2	2.07	0	0	0	0.78	0.43	0	0	2229.1	-0.04
360	172	24	1977	0	0	1.8	0.56	0	0	0	-2.18	0.43	0	0	2230.9	-0.04
360	173	24	1977	0	0	2.38	0.49	0	0	0	-2.76	0.43	0	0	2233.2	-0.04
360	174	24	1977	0	0	1.45	0.52	0	0	0	-1.85	0.43	0	0	2234.7	-0.03
360	175	24	1977	0	0	0.95	0.56	0	0	0	-1.35	0.43	0	0	2235.6	-0.03
360	176	24	1977	15.24	0	4.9	1.56	0	0	0	9.93	0.43	0	0	2240.5	-0.03
360	177	24	1977	0	0	4.16	3.04	0	0	0	-4.53	0.43	0	0	2244.7	-0.06
360	178	24	1977	0	0	3.24	2.26	0	0	0	-3.6	0.43	0	0	2247.9	-0.07
360	179	24	1977	1.78	0	2.82	0.41	0	0	0	-1.45	0.43	0	0	2250.8	-0.02
360	180	24	1977	9.4	0	6.75	2.7	0	0	0	2.27	0.43	0	0	2257.5	-0.05
360	181	24	1977	0.76	0	4.27	1.62	0	0	0	-3.87	0.43	0	0	2261.8	-0.06
360	182	24	1977	0.76	0	2.97	0.61	0	0	0	-2.6	0.43	0	0	2264.7	-0.04
360	183	24	1977	0	0	1.35	0.5	0	0	0	-1.74	0.43	0	0	2266.1	-0.04
360	184	24	1977	0	0	0.65	0.56	0	0	0	-1.06	0.43	0	0	2266.7	-0.01
360	185	24	1977	0.25	0	0.68	0.57	0	0	0	-0.85	0.43	0	0	2267.4	0
360	186	24	1977	0	0	0.63	0.57	0	0	0	-1.01	0.43	0	0	2268.1	-0.04
360	187	24	1977	7.62	0	4.49	0.53	0	0	0	2.74	0.43	0	0	2272.5	-0.04
360	188	24	1977	9.14	0	6.32	2.25	0	0	0	2.44	0.43	0	0	2278.9	-0.04
360	189	24	1977	8.89	0	3.81	0.37	0	0	0	4.71	0.43	0	0	2282.7	-0.05
360	190	24	1977	0	0	3.49	2.99	0	0	0	-3.83	0.43	0	0	2286.1	-0.08
360	191	24	1977	0	0	4.36	3.2	0	0	0	-4.7	0.43	0	0	2290.5	-0.08
360	192	24	1977	0.51	0	2.18	0.66	0	0	0	-2.05	0.42	0	0	2292.7	-0.05
360	193	24	1977	7.37	0	6.03	2.02	0	0	0	0.92	0.42	0	0	2298.7	-0.02
360	194	24	1977	0	0	2.32	0.96	0	0	0	-2.68	0.42	0	0	2301	-0.07
360	195	24	1977	0	0	1.36	0.52	0	0	0	-1.73	0.42	0	0	2302.4	-0.06
360	196	24	1977	44.45	0	5.53	2.18	0	0	0	38.57	0.42	0	0	2307.9	-0.08

Attachment D-1
Honeywell
Wastebeds 9-15 SWSR Pre-Design Investigation
SHAW Output Data

RUN	DAY	HR	YR	PRECIP	precip INTRCP	ET	TRANSP	CANOPY chg in storage	SNOW chg in storage	RESIDUE chg in storage	SOIL chg in storage	PERC	RUNOFF	PONDED	Etcum	ERROR
360	197	24	1977	1.27	0	4.72	3.47	0	0	0	-3.86	0.42	0	0	2312.7	-0.02
360	198	24	1977	0.76	0	5.98	4.51	0	0	0	-5.55	0.42	0	0	2318.6	-0.1
360	199	24	1977	0	0	6.72	5.49	0	0	0	-7.04	0.42	0	0	2325.4	-0.09
360	200	24	1977	3.81	0	7.46	3.58	0	0	0	-4.01	0.42	0	0	2332.8	-0.06
360	201	24	1977	0	0	6.37	5.38	0	0	0	-6.72	0.42	0	0	2339.2	-0.07
360	202	24	1977	0	0	5.81	4.81	0	0	0	-6.15	0.42	0	0	2345	-0.08
360	203	24	1977	0	0	4.86	3.22	0	0	0	-5.21	0.42	0	0	2349.9	-0.08
360	204	24	1977	0	0	2.44	1.6	0	0	0	-2.83	0.42	0	0	2352.3	-0.04
360	205	24	1977	0	0	2.13	0.96	0	0	0	-2.5	0.42	0	0	2354.4	-0.05
360	206	24	1977	5.33	0	4.2	0.46	0	0	0	0.73	0.42	0	0	2358.6	-0.02
360	207	24	1977	0	0	2.24	0.53	0	0	0	-2.6	0.42	0	0	2360.9	-0.06
360	208	24	1977	0	0	1.05	0.47	0	0	0	-1.44	0.42	0	0	2361.9	-0.03
360	209	24	1977	0	0	0.99	0.51	0	0	0	-1.36	0.42	0	0	2362.9	-0.04
360	210	24	1977	16.51	0	4.67	1.49	0	0	0	11.42	0.42	0	0	2367.6	0
360	211	24	1977	14.22	0	5.41	1.82	0	0	0	8.45	0.42	0	0	2373	-0.06
360	212	24	1977	0	0	4.35	3.7	0	0	0	-4.67	0.42	0	0	2377.4	-0.1
360	213	24	1977	2.54	0	6.67	3.54	0	0	0	-4.49	0.42	0	0	2384	-0.06
360	214	24	1977	0	0	5	3.86	0	0	0	-5.32	0.42	0	0	2389	-0.1
360	215	24	1977	0.25	0	3	2.27	0	0	0	-3.11	0.42	0	0	2392	-0.06
360	216	24	1977	2.54	0	4.1	1.41	0	0	0	-1.93	0.42	0	0	2396.1	-0.05
360	217	24	1977	2.03	0	3.32	0.8	0	0	0	-1.66	0.42	0	0	2399.4	-0.05
360	218	24	1977	11.18	0	3.28	0.16	0	0	0	7.46	0.42	0	0	2402.7	0.02
360	219	24	1977	5.84	0.65	2.57	0.2	0	0	0	2.24	0.42	0	0	2405.3	-0.03
360	220	24	1977	16.51	0	4.96	1.27	0	0	0	11.81	0.42	0	0	2410.3	-0.03
360	221	24	1977	0	0	4.64	3.34	0	0	0	-4.96	0.41	0	0	2414.9	-0.09
360	222	24	1977	12.95	0	6.32	2.6	0	0	0	6.26	0.41	0	0	2421.2	-0.04
360	223	24	1977	9.14	0	4.98	1.78	0	0	0	3.81	0.41	0	0	2426.2	-0.06
360	224	24	1977	7.62	0	4.11	0.56	0	0	0	3.17	0.41	0	0	2430.3	-0.07
360	225	24	1977	0	0	5.52	4.15	0	0	0	-5.85	0.41	0	0	2435.8	-0.08
360	226	24	1977	26.67	0	5.53	1.9	0	0	0	20.8	0.41	0	0	2441.4	-0.07
360	227	24	1977	0	0	4.65	3.15	0	0	0	-4.99	0.41	0	0	2446	-0.07
360	228	24	1977	3.81	0	4.91	1.62	0	0	0	-1.47	0.41	0	0	2450.9	-0.04
360	229	24	1977	0.25	0	3.35	2.38	0	0	0	-3.44	0.41	0	0	2454.3	-0.07
360	230	24	1977	0	0	4.79	3	0	0	0	-5.15	0.41	0	0	2459.1	-0.05
360	231	24	1977	0	0	4.36	3.22	0	0	0	-4.72	0.41	0	0	2463.4	-0.04
360	232	24	1977	0.25	0	3.59	2.2	0	0	0	-3.71	0.41	0	0	2467	-0.04
360	233	24	1977	2.03	0	5.31	2.6	0	0	0	-3.63	0.41	0	0	2472.3	-0.05
360	234	24	1977	5.59	0	5.24	1.8	0	0	0	-0.03	0.41	0	0	2477.6	-0.03
360	235	24	1977	0	0	4.27	3.06	0	0	0	-4.62	0.41	0	0	2481.8	-0.06
360	236	24	1977	11.18	0.58	2.51	0.1	0	0	0	7.71	0.41	0	0	2484.3	-0.03
360	237	24	1977	0	0	2.97	1.68	0	0	0	-2.77	0.41	0	0	2487.3	-0.02
360	238	24	1977	0	0	4.29	3.29	0	0	0	-4.63	0.4	0	0	2491.6	-0.06
360	239	24	1977	0	0	3.63	3.11	0	0	0	-4	0.4	0	0	2495.2	-0.04
360	240	24	1977	0	0	3.21	3.07	0	0	0	-3.61	0.4	0	0	2498.4	0
360	241	24	1977	4.06	0	4.65	1.81	0	0	0	-0.95	0.4	0	0	2503.1	-0.04
360	242	24	1977	0.76	0	4.35	2.44	0	0	0	-3.91	0.4	0	0	2507.4	-0.07
360	243	24	1977	0	0	3.2	2.47	0	0	0	-3.53	0.4	0	0	2510.6	-0.07
360	244	24	1977	4.83	0	5.02	2.06	0	0	0	-0.58	0.4	0	0	2515.6	-0.01
360	245	24	1977	0	0	3.93	2.66	0	0	0	-4.28	0.4	0	0	2519.6	-0.05
360	246	24	1977	1.52	0	2.79	1	0	0	0	-1.6	0.4	0	0	2522.4	-0.06
360	247	24	1977	0	0	3.03	1.73	0	0	0	-3.38	0.4	0	0	2525.4	-0.05
360	248	24	1977	0.51	0	1.64	0.63	0	0	0	-1.49	0.4	0	0	2527	-0.04
360	249	24	1977	0	0	1.77	0.57	0	0	0	-2.11	0.39	0	0	2528.8	-0.05
360	250	24	1977	0	0	1.33	0.55	0	0	0	-1.68	0.39	0	0	2530.1	-0.04
360	251	24	1977	0	0	0.92	0.51	0	0	0	-1.28	0.39	0	0	2531	-0.03
360	252	24	1977	0	0	0.61	0.55	0	0	0	-1.01	0.39	0	0	2531.7	0.01
360	253	24	1977	0	0	0.25	0.35	0	0	0	-0.61	0.39	0	0	2531.9	-0.03
360	254	24	1977	0	0	0.29	0.3	0	0	0	-0.65	0.39	0	0	2532.2	-0.03
360	255	24	1977	0	0	0.47	0.34	0	0	0	-0.83	0.39	0	0	2532.7	-0.03
360	256	24	1977	29.46	0	3.49	0.93	0	0	0	25.59	0.39	0	0	2536.1	0
360	257	24	1977	5.08	0	3.77	0.75	0	0	0	1.01	0.39	0	0	2539.9	-0.08
360	258	24	1977	0	0	2.88	1.85	0	0	0	-3.21	0.39	0	0	2542.8	-0.05
360	259	24	1977	32.26	0	2.81	0.45	0	0	0	29.06	0.39	0	0	2545.6	0
360	260	24	1977	3.81	0	2.63	0.75	0	0	0	0.8	0.38	0	0	2548.2	0
360	261	24	1977	29.97	0	2.34	0.25	0	0	0	27.26	0.38	0	0	2550.6	-0.01
360	262	24	1977	0.51	0	2.35	1.34	0	0	0	-2.18	0.38	0	0	2552.9	-0.05
360	263	24	1977	23.88	0	3.72	0.84	0	0	0	19.83	0.38	0	0	2556.7	-0.06
360	264	24	1977	0	0	3.04	1.32	0	0	0	-3.36	0.38	0	0	2559.7	-0.05
360	265	24	1977	0.76	0	2.22	0.81	0	0	0	-1.82	0.38	0	0	2561.9	-0.01
360	266	24	1977	0	0	2.96	1.71	0	0	0	-3.31	0.38	0	0	2564.9	-0.03
360	267	24	1977	11.94	0	3.45	0.7	0	0	0	8.17	0.38	0	0	2568.3	-0.06
360	268	24	1977	7.62	0	3.2	0.54	0	0	0	4.1	0.38	0	0	2571.5	-0.06
360	269	24	1977	5.08	0	4.26	1.57	0	0	0	0.48	0.37	0	0	2575.8	-0.03
360	270	24	1977	0	0	3.57	1.97	0	0	0	-3.87	0.37	0	0	2579.4	-0.06
360	271	24	1977	1.27	0	3.21	1.08	0	0	0	-2.28	0.37	0	0	2582.6	-0.03
360	272	24	1977	0	0	3.31	1.56	0	0	0	-3.61	0.37	0	0	2585.9	-0.06
360	273	24	1977	7.62	0	2.16	0.35	0	0	0	5.09	0.37	0	0	2588	0
360	274	24	1977	12.7	0	1.82	0.09	0	0	0	10.56	0.37	0	0	2589.9	-0.05
360	275	24	1977	4.32	0.18	1.97	0.08	0	0	0	1.83	0.37	0	0	2591.8	-0.03
360	276	24	1977	6.6	0	3.22	0.42	0	0	0	3.22	0.37	0	0	2595.1	-0.03
360	277	24	1977	0	0	2.76	1.23	0	0	0	-3.05	0.37	0	0	2597.8	-0.07
360	278	24	1977	0	0	3.01	1.5	0	0	0	-3.34	0.36	0	0	2600.8	-0.03
360	279	24	1977	1.27	0	3.17	0.94	0	0	0	-2.2	0.36	0	0	2604	-0.06
360	280	24	1977	0	0	2.08	0.71	0	0	0	-2.4	0.36	0	0	2606.1	-0.04
360	281	24	1977	5.59	0	2.65	0.48	0	0	0	2.62	0.36	0	0	2608.7	-0.04
360	282	24	1977	26.67	0	2.49	0.58	0	0	0	23.81	0.36	0	0	2611.2	0
360	283	24	1977	0	0	2.61	0.82	0	0	0	-2.9	0.36	0	0	2613.8	-0.06
360	284	24	1977	0.25	0	3.32	1.18	0	0	0	-3.37	0.36	0	0	2617.2	-0.06
360	285	24	1977	1.78	0	3.28	0.67	0	0	0	-1.79	0.36	0	0	2620.4	-0.07
360	286	24	1977	0	0	1.75	0.49	0	0	0	-2.06	0.36	0	0	2622.2	-0.05
360	287	24	1977	1.02	0	1.38	0.19	0	0	0	-0.69	0.35	0	0	2623.6	-0.03
360	288	24	1977	0.51	0	2.22	0.6	0	0	0	-2.03	0.35	0	0	2625.8	-0.03
360	289	24	1977	25.15	0	1.92	0.17	0	0	0	22.9	0.35	0	0	2627.7	-0.02
360	290	24	1977	32.77	0	3.25	0.26	0	0	0	29.28	0.35	0	0	2630.9	-0.11
360	291	24	1977	0.25	0	1.64	0.34	0	0	0	-1.69	0.35	0	0	2632.6	-0.04
360	292	24	1977	0.25	0	1.3	0.31	0	0	0	-1.38	0.35	0	0	2633.9	-0.02
360	293	24	1977	0	0	1.96	0.38	0	0	0	-2.28	0.35	0	0	2635.9	-0.03
360	294	24	1977	0	0	2.2	0.52	0	0	0	-2.53	0.35	0	0	2638.1	-0.02
360	295	24	1977	1.52	0	2.42	0.27	0	0	0	-1.18	0.34	0	0	2640.5	-0.06
360	296	24	1977	0	0	1.74	0.17	0	0	0	-2.05	0.34	0	0	2642.2	-0.03
360	297	24	1977	0	0	1.78	0.31	0	0	0	-2.11	0.34	0	0	2644	-0.02
360	298	24	1977	0	0	1.81	0.32	0	0	0	-2.14	0.34	0	0	2645.8	-0.01
360	299	24	1977	0	0	1.77	0.23	0	0	0	-2.13	0.34	0	0	2647.6	0.02

Attachment D-1
Honeywell
Wastebeds 9-15 SWSR Pre-Design Investigation
SHAW Output Data

RUN	DAY	HR	YR	PRECIP	precip INTRCP	ET	TRANSP	CANOPY chg in storage	SNOW chg in storage	RESIDUE chg in storage	SOIL chg in storage	PERC	RUNOFF	PONDED	Etcum	ERROR
360	300	24	1977	0	0	0.91	0.14	0	0	0	-1.24	0.34	0	0	2648.5	-0.01
360	301	24	1977	0	0	1.91	0.07	0	0	0	-2.22	0.34	0	0	2650.4	-0.02
360	302	24	1977	0	0	1.79	0.06	0	0	0	-2.13	0.34	0	0	2652.2	0
360	303	24	1977	0	0	2.21	0.04	0	0	0	-2.55	0.34	0	0	2654.4	0
360	304	24	1977	0	0	2.36	0.03	0	0	0	-2.69	0.34	0	0	2656.8	-0.01
360	305	24	1977	0	0	2.88	0	0	0	0	-3.21	0.33	0	0	2659.7	0
360	306	24	1977	0	0	2.06	0	0	0	0	-2.39	0.33	0	0	2661.7	-0.01
360	307	24	1977	0	0	1.86	0	0	0	0	-2.19	0.33	0	0	2663.6	0
360	308	24	1977	21.34	0	1.12	0	0	0	0	19.88	0.33	0	0	2664.7	0
360	309	24	1977	0	0	1.9	0	0	0	0	-2.23	0.33	0	0	2666.6	0
360	310	24	1977	0	0	1.32	0	0	0	0	-1.65	0.33	0	0	2667.9	0
360	311	24	1977	20.83	0	1.58	0	0	0	0	18.92	0.33	0	0	2669.5	0
360	312	24	1977	6.35	0	2.44	0	0	0	0	3.58	0.33	0	0	2671.9	0
360	313	24	1977	0	0	1.39	0	0	0	0	-1.72	0.33	0	0	2673.3	0
360	314	24	1977	25.91	0	1.95	0	0	0	0	23.64	0.33	0	0	2675.3	0
360	315	24	1977	2.79	0	3	0	0	0	0	-0.54	0.33	0	0	2678.3	0
360	316	24	1977	0	0	2.02	0	0	0	0	-2.35	0.33	0	0	2680.3	0
360	317	24	1977	0.25	0	2.2	0	0	0	0	-2.27	0.33	0	0	2682.5	0
360	318	24	1977	0	0	2.15	0	0	0	0	-2.47	0.33	0	0	2684.6	0
360	319	24	1977	0.51	0	0.38	0	0	0	0	-0.68	0.33	0.51	0	2685	-0.03
360	320	24	1977	1.78	0	2.32	0	0	0	0	-0.87	0.33	0	0	2687.3	0
360	321	24	1977	5.59	0	0.9	0	0	0	0	4.36	0.33	0	0	2688.2	0
360	322	24	1977	2.54	0	2.48	0	0	0	0	-0.26	0.33	0	0	2690.7	0
360	323	24	1977	5.84	0	1.32	0	0	0	0	4.19	0.33	0	0	2692	0
360	324	24	1977	0.25	0	1	0	0	0	0	-1.07	0.33	0	0	2693	0
360	325	24	1977	13.72	0	0.73	0	0	0	0	12.66	0.33	0	0	2693.8	0
360	326	24	1977	0	0	1.53	0	0	0	0	-1.85	0.33	0	0	2695.3	0
360	327	24	1977	2.03	0	1.05	0	0	0	0	0.66	0.33	0	0	2696.3	0
360	328	24	1977	0	0	1.13	0	0	0	0	-1.46	0.33	0	0	2697.5	0
360	329	24	1977	3.05	0	1.97	0	0	0	0	0.75	0.33	0	0	2699.4	0
360	330	24	1977	14.48	0	0.84	0	0	14.49	0	-1.25	0.33	0.06	0	2700.3	0
360	331	24	1977	2.79	0	0.22	0	0	2.71	0	-0.46	0.33	0	0	2700.5	0
360	332	24	1977	1.78	0	-0.08	0	0	1.93	0	-0.39	0.33	0	0	2700.4	0
360	333	24	1977	0	0	-0.01	0	0	0.07	0	-0.39	0.33	0	0	2700.4	0
360	334	24	1977	3.05	0	-0.07	0	0	3.11	0	-0.32	0.33	0	0	2700.3	0
360	335	24	1977	6.6	0	-0.71	0	0	-21.24	0	28.23	0.33	0	0	2699.6	0
360	336	24	1977	0.76	0	2.18	0	0	-1.07	0	-0.66	0.33	0	0	2701.8	0
360	337	24	1977	2.54	0	0.81	0	0	0	0	1.41	0.33	0	0	2702.6	0
360	338	24	1977	0	0	1.82	0	0	0	0	-2.15	0.33	0	0	2704.4	0
360	339	24	1977	14.22	0	0.41	0	0	14.3	0	-0.81	0.33	0	0	2704.8	0
360	340	24	1977	3.81	0	-0.13	0	0	4	0	-0.39	0.33	0	0	2704.7	0
360	341	24	1977	3.05	0	-0.15	0	0	3.31	0	-0.44	0.33	0	0	2704.6	0
360	342	24	1977	2.79	0	-0.07	0	0	2.96	0	-0.42	0.33	0	0	2704.5	0
360	343	24	1977	2.29	0	0.67	0	0	1.69	0	-0.39	0.33	0	0	2705.2	0
360	344	24	1977	0.76	0	-0.01	0	0	0.91	0	-0.46	0.33	0	0	2705.2	0
360	345	24	1977	0	0	-0.01	0	0	0.2	0	-0.52	0.33	0	0	2705.1	0
360	346	24	1977	1.52	0	0.04	0	0	1.63	0	-0.48	0.33	0	0	2705.2	0
360	347	24	1977	4.57	0	0.03	0	0	4.61	0	-0.39	0.33	0	0	2705.2	0
360	348	24	1977	41.66	0	-0.13	0	0	-0.75	0	-0.31	0.33	42.52	0	2705.1	0
360	349	24	1977	2.54	0	-0.14	0	0	-0.54	0	-0.24	0.33	3.13	0	2704.9	0
360	350	24	1977	0	0	-0.09	0	0	-0.33	0	-0.29	0.33	0.38	0	2704.9	0
360	351	24	1977	0	0	0.16	0	0	-0.11	0	-0.38	0.33	0	0	2705	0
360	352	24	1977	2.29	0	0.51	0	0	1.84	0	-0.4	0.33	0	0	2705.5	0
360	353	24	1977	3.56	0	0.05	0	0	0.7	0	2.48	0.33	0	0	2705.6	0
360	354	24	1977	0.51	0	0.39	0	0	-0.97	0	0.76	0.33	0	0	2706	0
360	355	24	1977	15.75	0	0.05	0	0	0.33	0	9.22	0.33	5.81	0	2706	0
360	356	24	1977	0	0	0.47	0	0	-0.45	0	-0.35	0.33	0	0	2706.5	0
360	357	24	1977	0	0	0.44	0	0	-0.39	0	-0.37	0.33	0	0	2706.9	0
360	358	24	1977	0	0	0.14	0	0	-1.63	0	1.15	0.33	0	0	2707.1	0
360	359	24	1977	0.76	0	0.41	0	0	-3.45	0	3.47	0.33	0	0	2707.5	0
360	360	24	1977	0	0	0.92	0	0	-0.7	0	-0.55	0.33	0	0	2708.4	0
360	361	24	1977	0	0	0.41	0	0	-0.19	0	-0.56	0.33	0	0	2708.8	0
360	362	24	1977	0	0	0.22	0	0	0.03	0	-0.58	0.33	0	0	2709	0
360	363	24	1977	0	0	0.33	0	0	-0.14	0	-0.52	0.33	0	0	2709.4	0
360	364	24	1977	0	0	0.11	0	0	-0.28	0	-0.41	0.33	0.25	0	2709.5	0
360	365	24	1977	0	0	0.19	0	0	-0.08	0	-0.45	0.33	0	0	2709.7	0
360	1	24	1978	5.08	0	0.13	0	0	5.06	0	-0.44	0.33	0	0	2709.8	0
360	2	24	1978	3.05	0	0.32	0	0	2.77	0	-0.38	0.33	0	0	2710.1	0
360	3	24	1978	0.76	0	0.16	0	0	0.66	0	-0.39	0.34	0	0	2710.3	0
360	4	24	1978	1.27	0	0.14	0	0	1.18	0	-0.39	0.34	0	0	2710.4	0
360	5	24	1978	0	0	-0.11	0	0	0.15	0	-0.38	0.34	0	0	2710.3	0
360	6	24	1978	0	0	-0.02	0	0	0.08	0	-0.39	0.34	0	0	2710.3	0
360	7	24	1978	0.76	0	0.27	0	0	0.52	0	-0.37	0.34	0	0	2710.6	0
360	8	24	1978	8.89	0	-0.49	0	0	-18.34	0	-0.31	0.34	27.69	0	2710.1	0
360	9	24	1978	17.53	0	1.29	0	0	16.11	0	-0.45	0.34	0.23	0	2711.4	0
360	10	24	1978	5.08	0	0.12	0	0	5	0	-0.37	0.34	0	0	2711.5	0
360	11	24	1978	0	0	-0.07	0	0	0.09	0	-0.36	0.34	0	0	2711.4	0
360	12	24	1978	0	0	-0.02	0	0	0.04	0	-0.36	0.34	0	0	2711.4	0
360	13	24	1978	0.51	0	0.04	0	0	0.49	0	-0.37	0.34	0	0	2711.4	0
360	14	24	1978	11.94	0	0.19	0	0	11.78	0	-0.37	0.34	0	0	2711.6	0
360	15	24	1978	1.02	0	-0.04	0	0	1.08	0	-0.36	0.34	0	0	2711.6	0
360	16	24	1978	0.25	0	0.24	0	0	0.04	0	-0.36	0.34	0	0	2711.8	0
360	17	24	1978	13.46	0	-0.05	0	0	13.53	0	-0.37	0.34	0	0	2711.8	0
360	18	24	1978	8.64	0	-0.1	0	0	8.75	0	-0.36	0.34	0	0	2711.7	0
360	19	24	1978	0	0	-0.09	0	0	0.1	0	-0.36	0.34	0	0	2711.6	0
360	20	24	1978	29.72	0	-0.03	0	0	29.77	0	-0.37	0.34	0	0	2711.6	0
360	21	24	1978	6.86	0	-0.02	0	0	6.9	0	-0.36	0.34	0	0	2711.5	0
360	22	24	1978	0	0	0	0	0	0.01	0	-0.36	0.34	0	0	2711.5	0
360	23	24	1978	0	0	-0.01	0	0	0.03	0	-0.36	0.35	0	0	2711.5	0
360	24	24	1978	1.27	0	0.09	0	0	1.19	0	-0.36	0.35	0	0	2711.6	0
360	25	24	1978	10.16	0	-0.12	0	0	2.34	0	-0.34	0.35	7.93	0	2711.5	0
360	26	24	1978	13.21	0	0.52	0	0	7.77	0	-0.28	0.35	4.86	0	2712	0
360	27	24	1978	1.78	0	0.49	0	0	-0.29	0	-0.27	0.35	1.5	0	2712.5	0
360	28	24	1978	2.54	0	0.03	0	0	2.5	0	-0.35	0.35	0	0	2712.6	0
360	29	24	1978	1.02	0	0.02	0	0	0.99	0	-0.35	0.35	0	0	2712.6	0
360	30	24	1978	1.27	0	-0.02	0	0	1.31	0	-0.37	0.35	0	0	2712.6	0
360	31	24	1978	0.51	0	0.08	0	0	0.45	0	-0.37	0.35	0	0	2712.6	0
360	32	24	1978	0.51	0	0.3	0	0	0.23	0	-0.37	0.35	0	0	2712.9	0
360	33	24	1978	0	0	-0.01	0	0	0.03	0	-0.37	0.35	0	0	2712.9	0
360	34	24	1978	0	0	-0.04	0	0	0.07	0	-0.38	0.35	0	0	2712.9	0
360	35	24	1978	0	0	0.03	0	0	0.01	0	-0.39	0.35	0	0	2712.9	0
360	36	24	1978	0	0	0.06	0	0	-0.02	0	-0.39	0.35	0	0	2713	0
360	37	24	1978	8.13	0	-0.13	0	0	8.3	0	-0.39	0.35	0	0	2712.8	0

Attachment D-1
Honeywell
Wastebeds 9-15 SWSR Pre-Design Investigation
SHAW Output Data

RUN	DAY	HR	YR	PRECIP	precip INTRCP	ET	TRANSP	CANOPY chg in storage	SNOW chg in storage	RESIDUE chg in storage	SOIL chg in storage	PERC	RUNOFF	PONDED	Etcum	ERROR
360	38	24	1978	1.02	0	0.13	0	0	0.91	0	-0.38	0.35	0	0	2713	0
360	39	24	1978	0	0	-0.04	0	0	0.06	0	-0.37	0.35	0	0	2712.9	0
360	40	24	1978	0	0	-0.07	0	0	0.08	0	-0.37	0.35	0	0	2712.9	0
360	41	24	1978	1.02	0	-0.05	0	0	1.09	0	-0.38	0.35	0	0	2712.8	0
360	42	24	1978	1.02	0	-0.17	0	0	1.21	0	-0.38	0.35	0	0	2712.7	0
360	43	24	1978	0.51	0	0.16	0	0	0.37	0	-0.37	0.36	0	0	2712.8	0
360	44	24	1978	0.51	0	0.01	0	0	0.51	0	-0.37	0.36	0	0	2712.8	0
360	45	24	1978	0	0	0.04	0	0	-0.02	0	-0.38	0.36	0	0	2712.9	0
360	46	24	1978	0	0	0	0	0	0.03	0	-0.38	0.36	0	0	2712.9	0
360	47	24	1978	0	0	0.01	0	0	0.02	0	-0.39	0.36	0	0	2712.9	0
360	48	24	1978	0	0	-0.04	0	0	0.07	0	-0.39	0.36	0	0	2712.8	0
360	49	24	1978	0	0	0.11	0	0	-0.09	0	-0.38	0.36	0	0	2712.9	0
360	50	24	1978	0	0	0.01	0	0	0.02	0	-0.39	0.36	0	0	2713	0
360	51	24	1978	0	0	0.07	0	0	-0.04	0	-0.39	0.36	0	0	2713	0
360	52	24	1978	0	0	0.1	0	0	-0.07	0	-0.39	0.36	0	0	2713.1	0
360	53	24	1978	1.78	0	0.1	0	0	1.71	0	-0.39	0.36	0	0	2713.2	0
360	54	24	1978	0	0	0.38	0	0	-0.36	0	-0.38	0.36	0	0	2713.6	0
360	55	24	1978	0	0	0.4	0	0	-0.39	0	-0.38	0.36	0	0	2714	0
360	56	24	1978	2.03	0	0.01	0	0	2.04	0	-0.38	0.36	0	0	2714	0
360	57	24	1978	2.79	0	0.17	0	0	2.64	0	-0.38	0.36	0	0	2714.2	0
360	58	24	1978	1.02	0	0.14	0	0	0.89	0	-0.38	0.36	0	0	2714.3	0
360	59	24	1978	0	0	-0.02	0	0	0.04	0	-0.38	0.36	0	0	2714.3	0
360	60	24	1978	0.51	0	0.07	0	0	0.46	0	-0.38	0.36	0	0	2714.4	0
360	61	24	1978	0	0	0.22	0	0	-0.2	0	-0.39	0.36	0	0	2714.6	0
360	62	24	1978	3.3	0	-0.03	0	0	3.36	0	-0.39	0.36	0	0	2714.6	0
360	63	24	1978	1.27	0	0.17	0	0	1.12	0	-0.39	0.36	0	0	2714.7	0
360	64	24	1978	1.27	0	0.23	0	0	1.06	0	-0.38	0.37	0	0	2715	0
360	65	24	1978	1.52	0	0.4	0	0	1.14	0	-0.38	0.37	0	0	2715.4	0
360	66	24	1978	0	0	0.11	0	0	-0.09	0	-0.38	0.37	0	0	2715.5	0
360	67	24	1978	0	0	0.09	0	0	-0.07	0	-0.39	0.37	0	0	2715.6	0
360	68	24	1978	0	0	0.13	0	0	-0.11	0	-0.39	0.37	0	0	2715.7	0
360	69	24	1978	0	0	0.15	0	0	-0.13	0	-0.39	0.37	0	0	2715.8	0
360	70	24	1978	0.25	0	0.2	0	0	0.07	0	-0.38	0.37	0	0	2716	0
360	71	24	1978	0	0	0	0	0	-0.86	0	0.5	0.37	0	0	2716	0
360	72	24	1978	0	0	0.04	0	0	-4.3	0	3.89	0.37	0	0	2716.1	0
360	73	24	1978	1.27	0	-0.17	0	0	-27.38	0	28.15	0.37	0.32	0	2715.9	-0.01
360	74	24	1978	0.76	0	0.34	0	0	-12.84	0	12.9	0.37	0	0	2716.2	0
360	75	24	1978	0	0	0.46	0	0	-4.21	0	3.38	0.37	0	0	2716.7	0
360	76	24	1978	0	0	0.82	0	0	-1.39	0	0.2	0.37	0	0	2717.5	0
360	77	24	1978	0.51	0	0.72	0	0	-0.21	0	-0.38	0.37	0	0	2718.2	0
360	78	24	1978	0.25	0	0.7	0	0	-11	0	10.2	0.37	0	0	2718.9	-0.01
360	79	24	1978	0	0	0.33	0	0	-13.86	0	13.17	0.37	0	0	2719.3	0
360	80	24	1978	12.95	0	-0.35	0	0	-38.79	0	12.22	0.37	39.51	0	2718.9	-0.01
360	81	24	1978	5.59	0	0.07	0	0	-29.92	0	7.91	0.37	27.15	0	2719	0
360	82	24	1978	2.54	0	1.94	0	0	-9.74	0	2.07	0.37	7.91	0	2720.9	0
360	83	24	1978	0	0	4.63	0	0	0	0	-4.28	0.37	0	0	2725.6	-0.73
360	84	24	1978	0.51	0	1.75	0	0	0	0	-2.09	0.39	0	0.45	2727.3	0
360	85	24	1978	33.78	0	0.37	0	0	33.99	0	-0.5	0.37	0	0	2727.7	0
360	86	24	1978	9.65	0	-0.27	0	0	-5.66	0	-0.33	0.37	15.54	0	2727.4	0
360	87	24	1978	0.76	0	-0.27	0	0	-12.47	0	-0.36	0.37	13.48	0	2727.1	0
360	88	24	1978	0.25	0	0.64	0	0	-8.13	0	-0.38	0.38	7.75	0	2727.8	0
360	89	24	1978	0	0	0.68	0	0	-5.43	0	-0.47	0.38	4.85	0	2728.5	0
360	90	24	1978	1.27	0	0.75	0	0	-2.3	0	-1.01	0.38	3.48	0	2729.2	-0.03
360	91	24	1978	4.32	0	3.37	0	0	0	0	-0.96	0.38	1.53	0	2732.6	0
360	92	24	1978	0	0	5.45	0	0	0	0	-5.83	0.38	0	0	2738	0
360	93	24	1978	0	0	1.69	0	0	0	0	-2.05	0.38	0	0	2739.7	-0.01
360	94	24	1978	9.65	0	1.96	0.03	0	0	0	2.99	0.38	4.33	0	2741.7	0
360	95	24	1978	1.02	0	3.15	0.04	0	0	0	-2.51	0.38	0	0	2744.8	0
360	96	24	1978	0.76	0	2.18	0.06	0	0	0	-1.8	0.38	0	0	2747	0
360	97	24	1978	6.86	0	2.98	0.05	0	0	0	3.5	0.38	0	0	2750	-0.01
360	98	24	1978	0	0	3.97	0	0	0	0	-4.35	0.38	0	0	2754	0
360	99	24	1978	0	0	2.41	0	0	0	0	-2.78	0.38	0	0	2756.4	-0.01
360	100	24	1978	0	0	3.61	0.24	0	0	0	-4	0.39	0	0	2760	0
360	101	24	1978	8.64	0	4.42	0.35	0	0	0	3.83	0.39	0	0	2764.4	0.01
360	102	24	1978	1.52	0	4.29	0.35	0	0	0	-3.14	0.39	0	0	2768.7	-0.01
360	103	24	1978	0	0	4.97	0.56	0	0	0	-5.35	0.39	0	0	2773.7	-0.01
360	104	24	1978	1.02	0	3.68	0	0	0	0	-3.01	0.39	0	0	2777.3	-0.04
360	105	24	1978	0.51	0	2.45	0.11	0	0	0	-2.32	0.39	0	0	2779.8	-0.02
360	106	24	1978	0	0	2.47	0.39	0	0	0	-2.86	0.39	0	0	2782.3	-0.01
360	107	24	1978	0	0	2.76	0.47	0	0	0	-3.14	0.4	0	0	2785	-0.01
360	108	24	1978	0	0	4.32	0.77	0	0	0	-4.71	0.4	0	0	2789.3	0
360	109	24	1978	3.3	0	4.52	0.43	0	0	0	-1.6	0.4	0	0	2793.9	-0.02
360	110	24	1978	8.89	0	3.49	0.19	0	0	0	5.03	0.4	0	0	2797.3	-0.02
360	111	24	1978	1.02	0	3.34	0	0	0	0	-2.67	0.4	0	0	2800.7	-0.05
360	112	24	1978	0	0	2.44	0.46	0	0	0	-2.83	0.4	0	0	2803.1	-0.01
360	113	24	1978	0	0	3.79	0.89	0	0	0	-4.2	0.4	0	0	2806.9	0.01
360	114	24	1978	0	0	4.19	1.04	0	0	0	-4.58	0.4	0	0	2811.1	-0.01
360	115	24	1978	0	0	2.53	0.92	0	0	0	-2.93	0.41	0	0	2813.6	-0.01
360	116	24	1978	0	0	2.53	1.05	0	0	0	-2.93	0.41	0	0	2816.2	-0.01
360	117	24	1978	0	0	3.06	1.2	0	0	0	-3.43	0.41	0	0	2819.2	-0.03
360	118	24	1978	0	0	4.04	1.31	0	0	0	-4.43	0.41	0	0	2823.3	-0.02
360	119	24	1978	0	0	3.69	1.39	0	0	0	-4.09	0.41	0	0	2827	-0.01
360	120	24	1978	0	0	4.03	0	0	0	0	-4.41	0.41	0	0	2831	-0.03
360	121	24	1978	0	0	2.01	0	0	0	0	-2.41	0.41	0	0	2833	-0.02
360	122	24	1978	0	0	3.46	0.87	0	0	0	-3.87	0.41	0	0	2836.5	0
360	123	24	1978	0	0	2.74	1.06	0	0	0	-3.14	0.41	0	0	2839.2	-0.01
360	124	24	1978	0	0	2.12	0.95	0	0	0	-2.53	0.42	0	0	2841.3	-0.01
360	125	24	1978	3.56	0	4.06	0.81	0	0	0	-0.9	0.42	0	0	2845.4	-0.02
360	126	24	1978	3.05	0	1.93	0.19	0	0	0	0.72	0.42	0	0	2847.3	-0.01
360	127	24	1978	2.03	0	4.04	1.28	0	0	0	-2.43	0.42	0	0	2851.3	-0.01
360	128	24	1978	5.08	0	5.75	1.8	0	0	0	-1.05	0.42	0	0	2857.1	-0.04
360	129	24	1978	10.41	0	5.33	1.87	0	0	0	4.67	0.42	0	0	2862.4	-0.01
360	130	24	1978	0	0	4.65	1.59	0	0	0	-5.02	0.42	0	0	2867.1	-0.05
360	131	24	1978	0	0	4.08	2.16	0	0	0	-4.48	0.42	0	0	2871.2	-0.02
360	132	24	1978	0	0	4.03	2.17	0	0	0	-4.44	0.42	0	0	2875.2	-0.02
360	133	24	1978	0	0	3.55	1.95	0	0	0	-3.95	0.42	0	0	2878.7	-0.02
360	134	24	1978	0.51	0	5.55	2.44	0	0	0	-5.41	0.42	0	0	2884.3	-0.05
360	135	24	1978	0	0	4.28	1.83	0	0	0	-4.66	0.42	0	0	2888.6	-0.04
360	136	24	1978	6.1	0	4.64	1.5	0	0	0	1.04	0.42	0	0	2893.2	-0.01
360	137	24	1978	0.76	0	4.56	1.67	0	0	0	-4.21	0.42	0	0	2897.8	-0.02
360	138	24	1978	0	0	3.94	1.97	0	0	0	-4.34	0.42	0	0	2901.7	-0.02
360	139	24	1978	0	0	3.27	2.14	0	0	0	-3.65	0.42	0	0	2905	-0.04
360	140	24	1978	10.67	0	4.98	2.16	0	0	0	5.3	0.42	0	0	2909.9	-0.04

Attachment D-1
Honeywell
Wastebeds 9-15 SWSR Pre-Design Investigation
SHAW Output Data

RUN	DAY	HR	YR	PRECIP	precip INTRCP	ET	TRANSP	CANOPY chg in storage	SNOW chg in storage	RESIDUE chg in storage	SOIL chg in storage	PERC	RUNOFF	PONDED	Etcum	ERROR
360	141	24	1978	1.02	0	3.93	1.55	0	0	0	-3.3	0.42	0	0	2913.9	-0.04
360	142	24	1978	0	0	4.73	2.8	0	0	0	-5.14	0.42	0	0	2918.6	-0.01
360	143	24	1978	0	0	3.51	2.78	0	0	0	-3.94	0.42	0	0	2922.1	0
360	144	24	1978	0	0	3.12	2.3	0	0	0	-3.54	0.43	0	0	2925.2	-0.01
360	145	24	1978	0	0	3.03	2.27	0	0	0	-3.42	0.43	0	0	2928.3	-0.03
360	146	24	1978	0	0	3.56	2.85	0	0	0	-3.95	0.43	0	0	2931.8	-0.03
360	147	24	1978	0	0	3.23	2.59	0	0	0	-3.63	0.43	0	0	2935.1	-0.03
360	148	24	1978	0	0	3.12	2.52	0	0	0	-3.5	0.43	0	0	2938.2	-0.04
360	149	24	1978	4.57	0	3.74	1.41	0	0	0	0.43	0.43	0	0	2941.9	-0.02
360	150	24	1978	0	0	4.33	3.22	0	0	0	-4.71	0.43	0	0	2946.2	-0.04
360	151	24	1978	0.51	0	6.45	3.92	0	0	0	-6.32	0.43	0	0	2952.7	-0.05
360	152	24	1978	0	0	6	3.4	0	0	0	-6.37	0.43	0	0	2958.7	-0.05
360	153	24	1978	20.57	0	4.51	2	0	0	0	15.69	0.43	0	0	2963.2	-0.05
360	154	24	1978	1.27	0	5.08	2.22	0	0	0	-4.18	0.43	0	0	2968.3	-0.05
360	155	24	1978	0	0	6.21	3.52	0	0	0	-6.6	0.43	0	0	2974.5	-0.03
360	156	24	1978	3.81	0	5.54	1.88	0	0	0	-2.14	0.43	0	0	2980	-0.01
360	157	24	1978	0	0	5.07	3.35	0	0	0	-5.48	0.43	0	0	2985.1	-0.02
360	158	24	1978	5.59	0	5.04	1.78	0	0	0	0.14	0.43	0	0	2990.1	-0.02
360	159	24	1978	0.76	0	2.67	1.84	0	0	0	-2.36	0.43	0	0	2992.8	0.03
360	160	24	1978	1.78	0	5.38	2.6	0	0	0	-3.99	0.43	0	0	2998.2	-0.04
360	161	24	1978	0	0	3.85	2.74	0	0	0	-4.23	0.43	0	0	3002	-0.05
360	162	24	1978	0	0	4.29	3.8	0	0	0	-4.66	0.43	0	0	3006.3	-0.05
360	163	24	1978	6.1	0	7.36	4.14	0	0	0	-1.72	0.43	0	0	3013.7	0.02
360	164	24	1978	4.06	0	6.4	2.03	0	0	0	-2.72	0.43	0	0	3020.1	-0.04
360	165	24	1978	0	0	6.5	3.84	0	0	0	-6.88	0.43	0	0	3026.6	-0.04
360	166	24	1978	0	0	6.28	4.39	0	0	0	-6.7	0.43	0	0	3032.9	-0.01
360	167	24	1978	0	0	6.03	4.38	0	0	0	-6.44	0.43	0	0	3038.9	-0.01
360	168	24	1978	0	0	5.18	4.09	0	0	0	-5.62	0.43	0	0	3044.1	0.01
360	169	24	1978	6.1	0	4.08	1.57	0	0	0	1.63	0.43	0	0	3048.1	-0.04
360	170	24	1978	15.49	0	5.74	1.68	0	0	0	9.37	0.43	0	0	3053.9	-0.05
360	171	24	1978	0	0	6.26	4.46	0	0	0	-6.65	0.43	0	0	3060.2	-0.04
360	172	24	1978	23.37	0	4.18	1.35	0	0	0	18.82	0.43	0	0	3064.3	-0.07
360	173	24	1978	0	0	4.48	3.11	0	0	0	-4.87	0.43	0	0	3068.8	-0.04
360	174	24	1978	0	0	4.1	2.86	0	0	0	-4.49	0.43	0	0	3072.9	-0.04
360	175	24	1978	0	0	4.03	3.2	0	0	0	-4.42	0.43	0	0	3076.9	-0.04
360	176	24	1978	0	0	6.21	4.88	0	0	0	-6.63	0.43	0	0	3083.2	-0.02
360	177	24	1978	0.51	0	6.21	4.14	0	0	0	-6.12	0.43	0	0	3089.4	-0.01
360	178	24	1978	0	0	3.28	2.18	0	0	0	-3.69	0.43	0	0	3092.6	-0.02
360	179	24	1978	0	0	1.75	0.78	0	0	0	-2.13	0.43	0	0	3094.4	-0.05
360	180	24	1978	1.52	0	3.21	0.73	0	0	0	-2.06	0.43	0	0	3097.6	-0.06
360	181	24	1978	0	0	1.16	0.57	0	0	0	-1.53	0.43	0	0	3098.8	-0.05
360	182	24	1978	0	0	0.85	0.6	0	0	0	-1.24	0.43	0	0	3099.6	-0.04
360	183	24	1978	0	0	0.61	0.58	0	0	0	-1.02	0.43	0	0	3100.2	-0.02
360	184	24	1978	1.02	0	1.66	0.61	0	0	0	-1.06	0.43	0	0	3101.9	-0.01
360	185	24	1978	0	0	0.62	0.57	0	0	0	-1.02	0.43	0	0	3102.5	-0.03
360	186	24	1978	0	0	0.35	0.54	0	0	0	-0.76	0.43	0	0	3102.9	-0.02
360	187	24	1978	0	0	0.91	0.63	0	0	0	-1.3	0.43	0	0	3103.8	-0.03
360	188	24	1978	0	0	0.76	0.67	0	0	0	-1.18	0.43	0	0	3104.5	-0.01
360	189	24	1978	1.02	0	1.4	0.58	0	0	0	-0.8	0.43	0	0	3105.9	-0.01
360	190	24	1978	0	0	0.58	0.54	0	0	0	-0.96	0.43	0	0	3106.5	-0.05
360	191	24	1978	2.03	0	2.24	0.43	0	0	0	-0.6	0.43	0	0	3108.7	-0.04
360	192	24	1978	0	0	0.95	0.51	0	0	0	-1.33	0.43	0	0	3109.7	-0.04
360	193	24	1978	0	0	0.73	0.58	0	0	0	-1.13	0.43	0	0	3110.4	-0.02
360	194	24	1978	0	0	0.65	0.6	0	0	0	-1.07	0.43	0	0	3111.1	-0.01
360	195	24	1978	0	0	0.53	0.58	0	0	0	-0.96	0.43	0	0	3111.6	0
360	196	24	1978	0	0	0.52	0.57	0	0	0	-0.9	0.43	0	0	3112.1	-0.04
360	197	24	1978	6.35	0	3.76	0.32	0	0	0	2.18	0.42	0	0	3115.9	-0.01
360	198	24	1978	0	0	2.05	0.51	0	0	0	-2.41	0.42	0	0	3117.9	-0.07
360	199	24	1978	0	0	1.5	0.56	0	0	0	-1.87	0.42	0	0	3119.4	-0.06
360	200	24	1978	0	0	1.2	0.61	0	0	0	-1.6	0.42	0	0	3120.6	-0.03
360	201	24	1978	0	0	0.68	0.61	0	0	0	-1.11	0.42	0	0	3121.3	0
360	202	24	1978	1.78	0	2.17	0.54	0	0	0	-0.81	0.42	0	0	3123.5	-0.01
360	203	24	1978	6.6	0	4.57	0.44	0	0	0	1.59	0.42	0	0	3128.1	0.02
360	204	24	1978	2.79	0	4.02	0.46	0	0	0	-1.59	0.42	0	0	3132.1	-0.06
360	205	24	1978	0	0	1.91	0.52	0	0	0	-2.26	0.42	0	0	3134	-0.07
360	206	24	1978	0.25	0	0.84	0.44	0	0	0	-0.97	0.42	0	0	3134.8	-0.04
360	207	24	1978	0	0	0.46	0.46	0	0	0	-0.85	0.42	0	0	3135.3	-0.03
360	208	24	1978	42.42	0	6.43	2.96	0	0	0	35.61	0.42	0	0	3141.7	-0.04
360	209	24	1978	0	0	4.24	2.88	0	0	0	-4.58	0.42	0	0	3146	-0.08
360	210	24	1978	5.59	0	5.81	1.88	0	0	0	-0.58	0.42	0	0	3151.8	-0.07
360	211	24	1978	0	0	5.53	4.05	0	0	0	-5.87	0.42	0	0	3157.3	-0.08
360	212	24	1978	0.76	0	4.59	3.04	0	0	0	-4.2	0.42	0	0	3161.9	-0.05
360	213	24	1978	0	0	3.17	2.9	0	0	0	-3.6	0.42	0	0	3165.1	0
360	214	24	1978	0	0	4.96	4.24	0	0	0	-5.36	0.42	0	0	3170	-0.02
360	215	24	1978	20.83	0	6.98	3.18	0	0	0	13.45	0.42	0	0	3177	-0.02
360	216	24	1978	0	0	5.91	4.13	0	0	0	-6.24	0.42	0	0	3182.9	-0.09
360	217	24	1978	0	0	5.4	4.23	0	0	0	-5.76	0.42	0	0	3188.3	-0.07
360	218	24	1978	0.76	0	5.12	3.73	0	0	0	-4.78	0.42	0	0	3193.4	0
360	219	24	1978	4.32	0	4.49	1.28	0	0	0	-0.56	0.42	0	0	3197.9	-0.03
360	220	24	1978	0	0	5.58	4.18	0	0	0	-5.93	0.42	0	0	3203.5	-0.06
360	221	24	1978	39.88	0	7.05	3.26	0	0	0	32.47	0.42	0	0	3210.6	-0.07
360	222	24	1978	0	0	4.26	3.13	0	0	0	-4.58	0.42	0	0	3214.8	-0.1
360	223	24	1978	0	0	3.32	2.64	0	0	0	-3.66	0.42	0	0	3218.1	-0.07
360	224	24	1978	0	0	3.02	2.72	0	0	0	-3.44	0.42	0	0	3221.2	-0.01
360	225	24	1978	0	0	5.14	4.19	0	0	0	-5.51	0.42	0	0	3226.3	-0.05
360	226	24	1978	0	0	3.98	3.39	0	0	0	-4.37	0.42	0	0	3230.3	-0.03
360	227	24	1978	0.25	0	4.01	3.19	0	0	0	-4.12	0.42	0	0	3234.3	-0.05
360	228	24	1978	0.51	0	6.49	4.71	0	0	0	-6.36	0.42	0	0	3240.8	-0.03
360	229	24	1978	0	0	5.03	3.38	0	0	0	-5.37	0.42	0	0	3245.8	-0.07
360	230	24	1978	0.25	0	2.69	1.74	0	0	0	-2.79	0.42	0	0	3248.5	-0.06
360	231	24	1978	6.1	0	4.81	1.69	0	0	0	0.94	0.42	0	0	3253.3	-0.07
360	232	24	1978	1.27	0	3.36	1.04	0	0	0	-2.45	0.42	0	0	3256.7	-0.05
360	233	24	1978	0	0	2.03	0.9	0	0	0	-2.39	0.42	0	0	3258.7	-0.06
360	234	24	1978	0	0	1.97	0.77	0	0	0	-2.35	0.42	0	0	3260.7	-0.04
360	235	24	1978	0	0	0.75	0.48	0	0	0	-1.15	0.42	0	0	3261.4	-0.02
360	236	24	1978	4.83	0.13	2.48	0.09	0	0	0	1.81	0.42	0	0	3263.9	-0.01
360	237	24	1978	0.25	0	2.11	0.33	0	0	0	-2.12	0.42	0	0	3266	-0.02
360	238	24	1978	0	0	1.11	0.41	0	0	0	-1.47	0.42	0	0	3267.1	-0.05
360	239	24	1978	0	0	0.84	0.42	0	0	0	-1.21	0.42	0	0	3267.9	-0.04
360	240	24	1978	1.02	0	1.44	0.39	0	0	0	-0.82	0.42	0	0	3269.4	-0.02
360	241	24	1978	1.52	0	1.72	0.33	0	0	0	-0.58	0.41	0	0	3271.1	-0.03
360	242	24	1978	0.76	0	1.82	0.47	0	0	0	-1.43	0.41	0	0	3272.9	-0.04
360	243	24	1978	1.52	0	1.85	0.35	0	0	0	-0.75	0.41	0	0	3274.8	0.01

Attachment D-1
Honeywell
Wastebeds 9-15 SWSR Pre-Design Investigation
SHAW Output Data

RUN	DAY	HR	YR	PRECIP	precip INTRCP	ET	TRANSP	CANOPY chg in storage	SNOW chg in storage	RESIDUE chg in storage	SOIL chg in storage	PERC	RUNOFF	PONDED	Etcum	ERROR
360	244	24	1978	0	0	0.94	0.47	0	0	0	-1.3	0.41	0	0	3275.7	-0.05
360	245	24	1978	0	0	0.23	0.41	0	0	0	-0.61	0.41	0	0	3275.9	-0.04
360	246	24	1978	1.02	0	1.09	0.36	0	0	0	-0.48	0.41	0	0	3277	-0.01
360	247	24	1978	0	0	0.72	0.4	0	0	0	-1.09	0.41	0	0	3277.7	-0.04
360	248	24	1978	0	0	0.33	0.4	0	0	0	-0.73	0.41	0	0	3278.1	-0.01
360	249	24	1978	0	0	0.25	0.39	0	0	0	-0.63	0.41	0	0	3278.3	-0.03
360	250	24	1978	0	0	0.51	0.38	0	0	0	-0.87	0.41	0	0	3278.8	-0.05
360	251	24	1978	0	0	0.72	0.38	0	0	0	-1.09	0.41	0	0	3279.6	-0.04
360	252	24	1978	0	0	0.46	0.38	0	0	0	-0.84	0.41	0	0	3280	-0.02
360	253	24	1978	0	0	0.43	0.38	0	0	0	-0.82	0.41	0	0	3280.4	-0.02
360	254	24	1978	20.32	0	3.76	1.48	0	0	0	16.15	0.41	0	0	3284.2	0
360	255	24	1978	13.97	0	4.57	1.14	0	0	0	9.05	0.41	0	0	3288.8	-0.05
360	256	24	1978	0	0	3.49	2.16	0	0	0	-3.85	0.41	0	0	3292.3	-0.05
360	257	24	1978	0	0	3.12	2.26	0	0	0	-3.48	0.41	0	0	3295.4	-0.05
360	258	24	1978	2.03	0	4.11	2.13	0	0	0	-2.51	0.41	0	0	3299.5	0.02
360	259	24	1978	11.94	0	4.2	1.23	0	0	0	7.39	0.41	0	0	3303.7	-0.05
360	260	24	1978	2.79	0	3.25	0.64	0	0	0	-0.84	0.41	0	0	3306.9	-0.03
360	261	24	1978	43.69	0	3.25	0.64	0	0	0	40.05	0.41	0	0	3310.2	-0.01
360	262	24	1978	0.51	0	2.18	1.15	0	0	0	-2.03	0.41	0	0	3312.4	-0.04
360	263	24	1978	0	0	3.28	2.38	0	0	0	-3.65	0.4	0	0	3315.6	-0.04
360	264	24	1978	0	0	2.57	2.03	0	0	0	-2.89	0.4	0	0	3318.2	-0.08
360	265	24	1978	0	0	3.28	1.47	0	0	0	-3.62	0.4	0	0	3321.5	-0.06
360	266	24	1978	0	0	3.21	1.86	0	0	0	-3.58	0.4	0	0	3324.7	-0.03
360	267	24	1978	0	0	3.22	1.85	0	0	0	-3.58	0.4	0	0	3327.9	-0.05
360	268	24	1978	0	0	3.17	1.53	0	0	0	-3.51	0.4	0	0	3331.1	-0.06
360	269	24	1978	0	0	2.95	1.65	0	0	0	-3.31	0.4	0	0	3334	-0.03
360	270	24	1978	0	0	3.28	2.09	0	0	0	-3.64	0.4	0	0	3337.3	-0.04
360	271	24	1978	3.56	0	3.01	0.62	0	0	0	0.19	0.4	0	0	3340.3	-0.04
360	272	24	1978	0	0	2.25	1.17	0	0	0	-2.62	0.4	0	0	3342.6	-0.03
360	273	24	1978	0	0	3.14	1.79	0	0	0	-3.51	0.4	0	0	3345.7	-0.04
360	274	24	1978	0	0	2.15	1.22	0	0	0	-2.53	0.4	0	0	3347.9	-0.01
360	275	24	1978	0	0	2.16	0.92	0	0	0	-2.51	0.4	0	0	3350	-0.05
360	276	24	1978	0	0	2.23	1.19	0	0	0	-2.55	0.4	0	0	3352.3	-0.07
360	277	24	1978	3.05	0	2.79	0.66	0	0	0	-0.09	0.39	0	0	3355	-0.05
360	278	24	1978	0	0	1.68	0.88	0	0	0	-2	0.39	0	0	3356.7	-0.08
360	279	24	1978	0	0	3.21	1.39	0	0	0	-3.55	0.39	0	0	3359.9	-0.05
360	280	24	1978	1.78	0	2.78	0.53	0	0	0	-1.33	0.39	0	0	3362.7	-0.05
360	281	24	1978	0.51	0	2.17	0.49	0	0	0	-2	0.39	0	0	3364.9	-0.05
360	282	24	1978	0	0	1.54	0.64	0	0	0	-1.91	0.39	0	0	3366.4	-0.03
360	283	24	1978	0	0	1.94	0.96	0	0	0	-2.32	0.39	0	0	3368.4	-0.01
360	284	24	1978	0	0	2.28	1.1	0	0	0	-2.62	0.39	0	0	3370.6	-0.04
360	285	24	1978	0.51	0	2.16	0.93	0	0	0	-2.03	0.39	0	0	3372.8	-0.01
360	286	24	1978	15.49	0.19	1.23	0.04	0	0	0	13.72	0.39	0	0	3374	-0.03
360	287	24	1978	21.59	0	1.78	0	0	0	0	19.63	0.39	0	0	3375.8	-0.02
360	288	24	1978	0	0	1.69	0.33	0	0	0	-2.03	0.38	0	0	3377.5	-0.04
360	289	24	1978	0	0	1.87	0.47	0	0	0	-2.21	0.38	0	0	3379.4	-0.05
360	290	24	1978	0	0	1.33	0.3	0	0	0	-1.68	0.38	0	0	3380.7	-0.02
360	291	24	1978	0.51	0	1.35	0.28	0	0	0	-1.2	0.38	0	0	3382.1	-0.02
360	292	24	1978	1.78	0	1.49	0.15	0	0	0	-0.08	0.38	0	0	3383.5	0
360	293	24	1978	0.25	0	1.36	0.28	0	0	0	-1.45	0.38	0	0	3384.9	-0.04
360	294	24	1978	0	0	1.9	0.52	0	0	0	-2.25	0.38	0	0	3386.8	-0.03
360	295	24	1978	0	0	2.12	0.58	0	0	0	-2.46	0.38	0	0	3388.9	-0.04
360	296	24	1978	2.54	0	2.21	0.18	0	0	0	-0.02	0.38	0	0	3391.1	-0.02
360	297	24	1978	0	0	1.61	0.12	0	0	0	-1.97	0.37	0	0	3392.7	-0.02
360	298	24	1978	0	0	1.9	0.22	0	0	0	-2.27	0.37	0	0	3394.6	-0.01
360	299	24	1978	18.29	0	1.35	0.09	0	0	0	16.57	0.37	0	0	3396	0
360	300	24	1978	1.27	0	2.27	0.07	0	0	0	-1.36	0.37	0	0	3398.3	-0.01
360	301	24	1978	0.51	0	1.71	0.06	0	0	0	-1.56	0.37	0	0	3400	-0.01
360	302	24	1978	0	0	1.59	0.04	0	0	0	-1.95	0.37	0	0	3401.6	0
360	303	24	1978	0	0	1.3	0.06	0	0	0	-1.67	0.37	0	0	3402.9	0
360	304	24	1978	0	0	1.92	0.03	0	0	0	-2.29	0.37	0	0	3404.8	0
360	305	24	1978	0	0	2.49	0	0	0	0	-2.86	0.37	0	0	3407.3	0
360	306	24	1978	0	0	1.13	0	0	0	0	-1.5	0.36	0	0	3408.4	0
360	307	24	1978	0	0	1.05	0	0	0	0	-1.41	0.36	0	0	3409.4	0
360	308	24	1978	0	0	0.91	0	0	0	0	-1.27	0.36	0	0	3410.4	0
360	309	24	1978	0	0	1.49	0	0	0	0	-1.85	0.36	0	0	3411.8	0
360	310	24	1978	0	0	1.79	0	0	0	0	-2.15	0.36	0	0	3413.6	0
360	311	24	1978	1.02	0	1.61	0	0	0	0	-0.95	0.36	0	0	3415.2	0
360	312	24	1978	0	0	1.47	0	0	0	0	-1.83	0.36	0	0	3416.7	0
360	313	24	1978	0	0	1.26	0	0	0	0	-1.62	0.36	0	0	3418	0
360	314	24	1978	0	0	0.95	0	0	0	0	-1.3	0.35	0	0	3418.9	0
360	315	24	1978	0	0	1.73	0	0	0	0	-2.09	0.35	0	0	3420.7	0
360	316	24	1978	0	0	2.03	0	0	0	0	-2.38	0.35	0	0	3422.7	0
360	317	24	1978	0	0	1.68	0	0	0	0	-2.03	0.35	0	0	3424.4	0
360	318	24	1978	0.76	0	1.74	0	0	0	0	-1.33	0.35	0	0	3426.1	0
360	319	24	1978	0	0	1.52	0	0	0	0	-1.87	0.35	0	0	3427.6	0
360	320	24	1978	0	0	0.85	0	0	0	0	-1.2	0.35	0	0	3428.5	0
360	321	24	1978	11.68	0	1.91	0	0	0	0	9.43	0.35	0	0	3430.4	0
360	322	24	1978	0	0	3.99	0	0	0	0	-4.33	0.35	0	0	3434.4	0
360	323	24	1978	0	0	2.87	0	0	0	0	-3.21	0.34	0	0	3437.3	0
360	324	24	1978	0	0	1.8	0	0	0	0	-2.14	0.34	0	0	3439	0
360	325	24	1978	0.25	0	0.92	0	0	0	0	-1.26	0.34	0	0.25	3440	0
360	326	24	1978	0	0	0.77	0	0	0	0	-0.86	0.34	0	0	3440.7	0
360	327	24	1978	3.81	0	1.56	0	0	0	0	1.91	0.34	0	0	3442.3	0
360	328	24	1978	7.62	0	0.73	0	0	0	0	6.55	0.34	0	0	3443	0
360	329	24	1978	0	0	1.87	0	0	0	0	-2.21	0.34	0	0	3444.9	0
360	330	24	1978	0	0	1.48	0	0	0	0	-1.82	0.34	0	0	3446.4	0
360	331	24	1978	5.84	0	0.56	0	0	5.62	0	-0.68	0.33	0	0	3446.9	0
360	332	24	1978	0.76	0	-0.04	0	0	0.83	0	-0.35	0.33	0	0	3446.9	0
360	333	24	1978	0	0	0.09	0	0	0.01	0	-0.43	0.33	0	0	3447	0
360	334	24	1978	0	0	0.29	0	0	-1.08	0	0.46	0.33	0	0	3447.3	0
360	335	24	1978	0	0	0.31	0	0	-0.24	0	-0.4	0.33	0	0	3447.6	0
360	336	24	1978	1.27	0	0.36	0	0	-0.97	0	1.55	0.33	0	0	3448	0
360	337	24	1978	8.13	0	0.17	0	0	8.07	0	-0.44	0.33	0	0	3448.1	0
360	338	24	1978	0.76	0	-0.01	0	0	-12.24	0	12.69	0.33	0	0	3448.1	0
360	339	24	1978	0	0	1.45	0	0	0	0	-1.77	0.33	0	0	3449.6	0
360	340	24	1978	0	0	0.86	0	0	0	0	-1.18	0.32	0	0	3450.4	0
360	341	24	1978	0.25	0	0.97	0	0	0	0	-1.03	0.32	0	0	3451.4	0
360	342	24	1978	10.92	0	0.61	0	0	0	0	10	0.32	0	0	3452	0
360	343	24	1978	4.32	0	1.07	0	0	4.21	0	-1.28	0.32	0	0	3453.1	0
360	344	24	1978	7.62	0	0.21	0	0	7.63	0	-0.54	0.32	0	0	3453.3	0
360	345	24	1978	0	0	0.09	0	0	0.05	0	-0.46	0.32	0	0	3453.4	0
360	346	24	1978	0.76	0	0.15	0	0	0.67	0	-0.38	0.32	0	0	3453.5	0

Attachment D-1
Honeywell
Wastebeds 9-15 SWSR Pre-Design Investigation
SHAW Output Data

RUN	DAY	HR	YR	PRECIP	precip INTRCP	ET	TRANSP	CANOPY chg in storage	SNOW chg in storage	RESIDUE chg in storage	SOIL chg in storage	PERC	RUNOFF	PONDED	Etcum	ERROR
360	347	24	1978	0.51	0	0.62	0	0	-2.69	0	2.27	0.32	0	0	3454.1	0
360	348	24	1978	2.54	0	0.77	0	0	1.61	0	-0.15	0.31	0	0	3454.9	0
360	349	24	1978	0	0	0.49	0	0	-0.52	0	-0.28	0.31	0	0	3455.4	0
360	350	24	1978	0	0	0.29	0	0	-3.22	0	2.62	0.31	0	0	3455.7	0
360	351	24	1978	3.56	0	0.89	0	0	-5.41	0	6.58	0.31	1.18	0	3456.6	0
360	352	24	1978	0.76	0	0.85	0	0	0.6	0	-1	0.31	0	0	3457.4	0
360	353	24	1978	0.51	0	0.31	0	0	0.56	0	-0.67	0.31	0	0	3457.7	0
360	354	24	1978	16.51	0	0.06	0	0	16.6	0	-0.46	0.31	0	0	3457.8	0
360	355	24	1978	3.3	0	0.22	0	0	-0.17	0	-0.29	0.31	3.24	0	3458	0
360	356	24	1978	0.51	0	0.08	0	0	0.5	0	-0.39	0.31	0	0	3458.1	0
360	357	24	1978	0	0	0.36	0	0	-1.01	0	-0.36	0.3	0.71	0	3458.5	0
360	358	24	1978	4.57	0	0.36	0	0	4.29	0	-0.37	0.3	0	0	3458.8	0
360	359	24	1978	28.19	0	0.04	0	0	28.19	0	-0.34	0.3	0	0	3458.9	0
360	360	24	1978	1.27	0	0.51	0	0	0.79	0	-0.33	0.3	0	0	3459.4	0
360	361	24	1978	4.32	0	0.01	0	0	4.35	0	-0.33	0.3	0	0	3459.4	0
360	362	24	1978	0	0	0	0	0	0.07	0	-0.36	0.3	0	0	3459.4	0
360	363	24	1978	0	0	0	0	0	0.09	0	-0.39	0.3	0	0	3459.4	0
360	364	24	1978	0	0	0.03	0	0	0.04	0	-0.37	0.3	0	0	3459.4	0
360	365	24	1978	4.06	0	-0.1	0	0	0.76	0	-0.29	0.3	3.41	0	3459.3	0
360	1	24	1979	9.65	0	-0.82	0	0	-19.42	0	-0.26	0.3	29.87	0	3458.5	0
360	2	24	1979	12.19	0	0.2	0	0	-3.67	0	-0.26	0.29	15.63	0	3458.7	0
360	3	24	1979	0.51	0	0.76	0	0	-0.13	0	-0.42	0.29	0	0	3459.4	0
360	4	24	1979	0	0	0.35	0	0	-0.21	0	-0.42	0.29	0	0	3459.8	0
360	5	24	1979	0	0	0.44	0	0	-0.32	0	-0.41	0.29	0	0	3460.2	0
360	6	24	1979	1.02	0	-0.04	0	0	1.18	0	-0.41	0.29	0	0	3460.2	0
360	7	24	1979	8.89	0	-0.01	0	0	8.99	0	-0.38	0.29	0	0	3460.2	0
360	8	24	1979	3.56	0	0	0	0	3.58	0	-0.32	0.29	0	0	3460.2	0
360	9	24	1979	0	0	0.27	0	0	-0.23	0	-0.33	0.29	0	0	3460.4	0
360	10	24	1979	0.25	0	0.08	0	0	0.23	0	-0.34	0.29	0	0	3460.5	0
360	11	24	1979	0.25	0	0.03	0	0	0.3	0	-0.36	0.28	0	0	3460.5	0
360	12	24	1979	0.76	0	0.02	0	0	0.82	0	-0.37	0.28	0	0	3460.6	0
360	13	24	1979	9.4	0	0.13	0	0	9.32	0	-0.33	0.28	0	0	3460.7	0
360	14	24	1979	15.49	0	0.29	0	0	14.51	0	-0.27	0.28	0.69	0	3461	0
360	15	24	1979	2.03	0	0.27	0	0	1.76	0	-0.28	0.28	0	0	3461.2	0
360	16	24	1979	1.78	0	-0.03	0	0	1.84	0	-0.31	0.28	0	0	3461.2	0
360	17	24	1979	3.81	0	0.02	0	0	3.82	0	-0.31	0.28	0	0	3461.2	0
360	18	24	1979	2.79	0	0.16	0	0	2.66	0	-0.31	0.28	0	0	3461.4	0
360	19	24	1979	0	0	0	0	0	0.03	0	-0.31	0.28	0	0	3461.4	0
360	20	24	1979	3.05	0	0.19	0	0	2.89	0	-0.31	0.28	0	0	3461.6	0
360	21	24	1979	16	0	-0.07	0	0	16.1	0	-0.3	0.28	0	0	3461.5	0
360	22	24	1979	1.27	0	0.26	0	0	1.02	0	-0.28	0.27	0	0	3461.8	0
360	23	24	1979	0	0	0.18	0	0	-0.17	0	-0.28	0.27	0	0	3462	0
360	24	24	1979	7.11	0	0.86	0	0	6.27	0	-0.28	0.27	0	0	3462.8	0
360	25	24	1979	8.89	0	0.05	0	0	0.77	0	-0.25	0.27	8.05	0	3462.9	0
360	26	24	1979	0.51	0	0.02	0	0	-3.11	0	-0.24	0.27	3.57	0	3462.9	0
360	27	24	1979	0	0	-0.15	0	0	-1.75	0	-0.23	0.27	1.86	0	3462.7	0
360	28	24	1979	1.78	0	-0.05	0	0	-1.39	0	-0.18	0.27	3.13	0	3462.7	0
360	29	24	1979	4.83	0	0.25	0	0	4.05	0	-0.2	0.27	0.45	0	3462.9	0
360	30	24	1979	1.52	0	0.13	0	0	1.4	0	-0.26	0.27	0	0	3463.1	0
360	31	24	1979	2.03	0	0.02	0	0	2.02	0	-0.28	0.27	0	0	3463.1	0
360	32	24	1979	3.56	0	0	0	0	3.57	0	-0.29	0.27	0	0	3463.1	0
360	33	24	1979	2.54	0	-0.06	0	0	2.63	0	-0.28	0.26	0	0	3463	0
360	34	24	1979	0	0	0	0	0	0.02	0	-0.28	0.26	0	0	3463	0
360	35	24	1979	0.25	0	0.08	0	0	0.19	0	-0.29	0.26	0	0	3463.1	0
360	36	24	1979	4.06	0	-0.08	0	0	4.16	0	-0.28	0.26	0	0	3463	0
360	37	24	1979	0	0	-0.03	0	0	0.05	0	-0.28	0.26	0	0	3463	0
360	38	24	1979	2.03	0	-0.04	0	0	2.1	0	-0.28	0.26	0	0	3463	0
360	39	24	1979	4.32	0	0.17	0	0	4.17	0	-0.28	0.26	0	0	3463.1	0
360	40	24	1979	1.27	0	0.05	0	0	1.24	0	-0.27	0.26	0	0	3463.2	0
360	41	24	1979	0.51	0	-0.01	0	0	0.54	0	-0.28	0.26	0	0	3463.2	0
360	42	24	1979	0	0	0.01	0	0	0.02	0	-0.28	0.26	0	0	3463.2	0
360	43	24	1979	0	0	0.02	0	0	0.01	0	-0.29	0.26	0	0	3463.2	0
360	44	24	1979	0	0	-0.01	0	0	0.04	0	-0.29	0.25	0	0	3463.2	0
360	45	24	1979	0	0	0.02	0	0	0.02	0	-0.29	0.25	0	0	3463.2	0
360	46	24	1979	0	0	0	0	0	0.04	0	-0.29	0.25	0	0	3463.2	0
360	47	24	1979	0.76	0	0.09	0	0	0.71	0	-0.29	0.25	0	0	3463.3	0
360	48	24	1979	0	0	0.06	0	0	-0.02	0	-0.29	0.25	0	0	3463.4	0
360	49	24	1979	0	0	0.01	0	0	0.03	0	-0.29	0.25	0	0	3463.4	0
360	50	24	1979	1.78	0	0.05	0	0	1.77	0	-0.29	0.25	0	0	3463.4	0
360	51	24	1979	0	0	0.02	0	0	0.01	0	-0.28	0.25	0	0	3463.4	0
360	52	24	1979	0.25	0	0.28	0	0	-0.01	0	-0.26	0.25	0	0	3463.7	0
360	53	24	1979	0	0	0.57	0	0	-0.57	0	-0.25	0.25	0	0	3464.3	0
360	54	24	1979	10.16	0	0.4	0	0	-2.24	0	-0.23	0.25	11.99	0	3464.7	0
360	55	24	1979	0	0	-0.06	0	0	-4.67	0	-0.23	0.25	4.71	0	3464.6	0
360	56	24	1979	3.05	0	0.24	0	0	2.35	0	-0.24	0.24	0.45	0	3464.9	0
360	57	24	1979	29.21	0	-0.08	0	0	29.29	0	-0.24	0.24	0	0	3464.8	0
360	58	24	1979	0.76	0	0.24	0	0	0.52	0	-0.24	0.24	0	0	3465	0
360	59	24	1979	0	0	0.09	0	0	-0.08	0	-0.24	0.24	0	0	3465.1	0
360	60	24	1979	1.02	0	0.12	0	0	-2.19	0	0.91	0.24	1.93	0	3465.2	0
360	61	24	1979	3.56	0	-0.12	0	0	-3.71	0	3.03	0.24	4.11	0	3465.1	0
360	62	24	1979	0	0	-0.04	0	0	-9.76	0	4.45	0.24	5.11	0	3465.1	0
360	63	24	1979	0.25	0	-0.22	0	0	-13.09	0	6.36	0.24	6.97	0	3464.9	0
360	64	24	1979	18.8	0	-0.26	0	0	-18.3	0	8.5	0.24	28.63	0	3464.6	0
360	65	24	1979	6.6	0	0	0	0	-9.44	0	9.33	0.24	6.48	0	3464.6	0
360	66	24	1979	0	0	0.09	0	0	-11.68	0	9.37	0.24	1.99	0	3464.7	0
360	67	24	1979	0	0	0.16	0	0	-9.33	0	8.93	0.24	0	0	3464.8	0
360	68	24	1979	0	0	0.15	0	0	-12.35	0	11.97	0.24	0	0	3465	0
360	69	24	1979	1.52	0	-0.07	0	0	-17.51	0	18.89	0.23	0	0	3464.9	-0.02
360	70	24	1979	1.27	0	1.4	0	0	-0.4	0	0.04	0.23	0	0	3466.3	0
360	71	24	1979	4.83	0	0.4	0	0	4.47	0	-0.28	0.23	0	0	3466.7	0
360	72	24	1979	0.25	0	0.2	0	0	-1.99	0	1.81	0.23	0	0	3466.9	0
360	73	24	1979	3.3	0	0.11	0	0	-23.3	0	9.58	0.23	16.67	0	3467	0
360	74	24	1979	1.52	0	1.05	0	0	0.63	0	-0.39	0.23	0	0	3468.1	0
360	75	24	1979	0.25	0	0.31	0	0	0.01	0	-0.3	0.23	0	0	3468.4	0
360	76	24	1979	0	0	0.02	0	0	-0.11	0	-0.26	0.23	0.12	0	3468.4	0
360	77	24	1979	0	0	0.41	0	0	-5.39	0	-0.24	0.23	4.99	0	3468.8	0
360	78	24	1979	0	0	0.22	0	0	-8.88	0	-0.27	0.23	8.69	0	3469	0
360	79	24	1979	0	0	0.24	0	0	-12.52	0	3.29	0.23	8.76	0	3469.3	0
360	80	24	1979	0	0	1.48	0	0	-2.16	0	0.46	0.23	0	0	3470.8	0
360	81	24	1979	0	0	0.5	0	0	0	0	-0.73	0.23	0	0	3471.3	0
360	82	24	1979	0	0	3.19	0	0	0	0	-3.41	0.23	0	0	3474.5	0
360	83	24	1979	0	0	6.13	0	0	0	0	-6.35	0.22	0	0	3480.6	0
360	84	24	1979	3.05	0	3.23	0	0	0	0	-0.4	0.22	0	0	3483.8	0

Attachment D-1
Honeywell
Wastebeds 9-15 SWSR Pre-Design Investigation
SHAW Output Data

RUN	DAY	HR	YR	PRECIP	precip INTRCP	ET	TRANSP	CANOPY chg in storage	SNOW chg in storage	RESIDUE chg in storage	SOIL chg in storage	PERC	RUNOFF	PONDED	Etcum	ERROR
360	85	24	1979	1.27	0	2.56	0	0	0.58	0	-2.09	0.22	0	0	3486.4	0
360	86	24	1979	3.05	0	1.36	0	0	2.42	0	-0.95	0.22	0	0	3487.7	0
360	87	24	1979	1.02	0	0.35	0	0	-1.63	0	-0.55	0.22	2.64	0	3488.1	0
360	88	24	1979	9.65	0	1.06	0	0	-1.37	0	-1.4	0.22	11.15	0	3489.1	-0.01
360	89	24	1979	6.1	0	0.9	0	0	0	0	4.98	0.22	0	0	3490	0
360	90	24	1979	2.03	0	2.36	0	0	0	0	-0.55	0.22	0	0	3492.4	0
360	91	24	1979	0	0	2.45	0	0	0	0	-2.67	0.22	0	0	3494.8	0
360	92	24	1979	26.16	0	4.09	0.01	0	0	0	21.85	0.22	0	0	3498.9	0
360	93	24	1979	0	0	3.62	0.03	0	0	0	-3.83	0.22	0	0	3502.5	-0.01
360	94	24	1979	8.13	0	4.03	0.02	0	0	0	3.88	0.22	0	0	3506.6	0.01
360	95	24	1979	0	0	3.42	0.04	0	0	0	-3.64	0.22	0	0	3510	0
360	96	24	1979	7.37	0	8.25	0.05	0	0	0	-6.87	0.22	5.8	0	3518.2	-0.03
360	97	24	1979	1.02	0	2.15	0	0	0.62	0	-1.94	0.22	0	0	3520.4	-0.03
360	98	24	1979	2.54	0	0.59	0.07	0	0.52	0	1.09	0.22	0.13	0	3521	0
360	99	24	1979	13.72	0	0.29	0	0	12.3	0	0.91	0.21	0	0	3521.3	0
360	100	24	1979	1.02	0	0.75	0	0	-6.21	0	6.22	0.21	0.04	0	3522	0
360	101	24	1979	0	0	0.45	0.2	0	-6.48	0	5.82	0.21	0	0	3522.5	0
360	102	24	1979	0	0	0.58	0.3	0	-0.75	0	-0.05	0.21	0	0	3523.1	0
360	103	24	1979	1.27	0	3.28	0.28	0	0	0	-2.22	0.21	0	0	3526.3	-0.01
360	104	24	1979	2.03	0	4.08	0.35	0	0	0	-2.26	0.21	0	0	3530.4	-0.01
360	105	24	1979	2.29	0	2.27	0.11	0	0	0	-0.16	0.21	0	0	3532.7	-0.03
360	106	24	1979	6.6	0	2.07	0.07	0	0	0	4.35	0.21	0	0	3534.8	-0.02
360	107	24	1979	0	0	2.94	0.53	0	0	0	-3.11	0.21	0	0	3537.7	-0.03
360	108	24	1979	0	0	4.21	0.59	0	0	0	-4.41	0.21	0	0	3541.9	-0.01
360	109	24	1979	0	0	3.59	0.63	0	0	0	-3.79	0.21	0	0	3545.5	-0.02
360	110	24	1979	0	0	3.66	0.89	0	0	0	-3.87	0.21	0	0	3549.2	0
360	111	24	1979	0	0	2.93	1.01	0	0	0	-3.12	0.21	0	0	3552.1	-0.01
360	112	24	1979	0	0	3.86	0.94	0	0	0	-4.06	0.21	0	0	3555.9	-0.01
360	113	24	1979	0	0	4.32	1.19	0	0	0	-4.51	0.21	0	0	3560.3	-0.01
360	114	24	1979	0	0	4.65	1.51	0	0	0	-4.82	0.21	0	0	3564.9	-0.04
360	115	24	1979	0	0	3.52	1.38	0	0	0	-3.71	0.21	0	0	3568.4	-0.01
360	116	24	1979	5.08	0	3.26	0.71	0	0	0	1.65	0.21	0	0	3571.7	-0.03
360	117	24	1979	20.83	0	4.64	0.79	0	0	0	16.01	0.21	0	0	3576.3	-0.04
360	118	24	1979	0	0	3	0.86	0	0	0	-3.17	0.21	0	0	3579.3	-0.04
360	119	24	1979	0	0	2.25	0.69	0	0	0	-2.44	0.21	0	0	3581.6	-0.02
360	120	24	1979	0.76	0	2.5	0.9	0	0	0	-1.92	0.21	0	0	3584.1	-0.02
360	121	24	1979	0	0	2.81	0.73	0	0	0	-2.99	0.21	0	0	3586.9	-0.02
360	122	24	1979	0	0	3.05	1.12	0	0	0	-3.22	0.21	0	0	3589.9	-0.03
360	123	24	1979	8.13	0	3.74	0.92	0	0	0	4.2	0.21	0	0	3593.7	-0.02
360	124	24	1979	0	0	3.91	1.12	0	0	0	-4.08	0.21	0	0	3597.6	-0.03
360	125	24	1979	0	0	4.04	1.24	0	0	0	-4.22	0.21	0	0	3601.6	-0.03
360	126	24	1979	0	0	3.17	1.1	0	0	0	-3.37	0.21	0	0	3604.8	0
360	127	24	1979	0	0	2.97	1.81	0	0	0	-3.18	0.21	0	0	3607.8	0
360	128	24	1979	0	0	4.48	2.7	0	0	0	-4.67	0.21	0	0	3612.3	-0.02
360	129	24	1979	0	0	4.53	2.84	0	0	0	-4.73	0.21	0	0	3616.8	-0.01
360	130	24	1979	0	0	3.39	2.02	0	0	0	-3.58	0.21	0	0	3620.2	-0.02
360	131	24	1979	0	0	4.54	2.49	0	0	0	-4.7	0.21	0	0	3624.7	-0.05
360	132	24	1979	7.37	0	4.05	1.53	0	0	0	3.17	0.21	0	0	3628.8	-0.06
360	133	24	1979	5.59	0	4.16	1.03	0	0	0	1.26	0.21	0	0	3632.9	-0.04
360	134	24	1979	0	0	2.93	1.55	0	0	0	-3.11	0.21	0	0	3635.9	-0.03
360	135	24	1979	1.27	0	4.14	1.93	0	0	0	-3.06	0.21	0	0	3640	-0.03
360	136	24	1979	0	0	4.18	1.8	0	0	0	-4.35	0.21	0	0	3644.2	-0.03
360	137	24	1979	0	0	4.94	2.44	0	0	0	-5.12	0.21	0	0	3649.1	-0.03
360	138	24	1979	0	0	4.72	2.64	0	0	0	-4.92	0.21	0	0	3653.8	-0.02
360	139	24	1979	1.27	0	3.6	1.89	0	0	0	-2.51	0.21	0	0	3657.4	-0.03
360	140	24	1979	0.25	0	4.52	2.86	0	0	0	-4.44	0.21	0	0	3662	-0.04
360	141	24	1979	3.81	0	5.18	1.62	0	0	0	-1.54	0.21	0	0	3667.1	-0.03
360	142	24	1979	0	0	3.59	2.25	0	0	0	-3.77	0.21	0	0	3670.7	-0.03
360	143	24	1979	0	0	3.82	3.21	0	0	0	-4.01	0.21	0	0	3674.5	-0.02
360	144	24	1979	8.64	0	4.53	1.14	0	0	0	3.9	0.21	0	0	3679.1	-0.01
360	145	24	1979	27.69	0	4.74	1.26	0	0	0	22.77	0.21	0	0	3683.8	-0.03
360	146	24	1979	11.68	0	5.31	1.53	0	0	0	6.18	0.21	0	0	3689.1	-0.02
360	147	24	1979	1.02	0	5.5	2.32	0	0	0	-4.67	0.22	0	0	3694.6	-0.03
360	148	24	1979	1.02	0	4.72	2	0	0	0	-3.91	0.22	0	0	3699.3	-0.01
360	149	24	1979	0.25	0	4.67	2.5	0	0	0	-4.61	0.22	0	0	3704	-0.02
360	150	24	1979	0	0	4.75	2.71	0	0	0	-4.94	0.22	0	0	3708.8	-0.03
360	151	24	1979	0	0	4.25	2.81	0	0	0	-4.43	0.22	0	0	3713	-0.03
360	152	24	1979	0	0	4.72	3.25	0	0	0	-4.89	0.22	0	0	3717.7	-0.04
360	153	24	1979	0	0	3.01	2.1	0	0	0	-3.2	0.22	0	0	3720.7	-0.02
360	154	24	1979	0	0	3.3	2.55	0	0	0	-3.49	0.22	0	0	3724	-0.03
360	155	24	1979	0	0	3.98	3.04	0	0	0	-4.17	0.22	0	0	3728	-0.03
360	156	24	1979	7.87	0	5.35	2.16	0	0	0	2.32	0.22	0	0	3733.4	-0.02
360	157	24	1979	0	0	5.19	3.04	0	0	0	-5.38	0.22	0	0	3738.6	-0.04
360	158	24	1979	0	0	3.15	1.98	0	0	0	-3.34	0.22	0	0	3741.7	-0.03
360	159	24	1979	0	0	1.75	0.95	0	0	0	-1.96	0.22	0	0	3743.5	-0.01
360	160	24	1979	2.79	0	2.66	0.39	0	0	0	-0.06	0.22	0	0	3746.1	-0.03
360	161	24	1979	0	0	1.58	0.68	0	0	0	-1.75	0.22	0	0	3747.7	-0.05
360	162	24	1979	20.32	0	5.74	2.26	0	0	0	14.39	0.22	0	0	3753.5	-0.04
360	163	24	1979	0	0	4.69	2.86	0	0	0	-4.88	0.22	0	0	3758.1	-0.04
360	164	24	1979	0	0	6.09	3.68	0	0	0	-6.29	0.23	0	0	3764.2	-0.03
360	165	24	1979	0	0	3.74	1.65	0	0	0	-3.95	0.23	0	0	3768	-0.02
360	166	24	1979	0	0	2.66	1.04	0	0	0	-2.9	0.23	0	0	3770.6	0.02
360	167	24	1979	0	0	0.68	0.66	0	0	0	-0.89	0.23	0	0	3771.3	-0.02
360	168	24	1979	0	0	1	0.68	0	0	0	-1.18	0.23	0	0	3772.3	-0.04
360	169	24	1979	0	0	0.61	0.51	0	0	0	-0.8	0.23	0	0	3772.9	-0.04
360	170	24	1979	0	0	0.77	0.53	0	0	0	-0.96	0.23	0	0	3773.7	-0.04
360	171	24	1979	0	0	0.54	0.52	0	0	0	-0.75	0.23	0	0	3774.2	-0.02
360	172	24	1979	3.05	0	2.55	0.35	0	0	0	0.28	0.23	0	0	3776.8	-0.02
360	173	24	1979	15.24	0	5.64	2.03	0	0	0	9.4	0.23	0	0	3782.4	-0.02
360	174	24	1979	0	0	4.76	2.6	0	0	0	-4.94	0.23	0	0	3787.2	-0.05
360	175	24	1979	0	0	3.24	1.18	0	0	0	-3.43	0.23	0	0	3790.4	-0.04
360	176	24	1979	0	0	2.25	0.46	0	0	0	-2.43	0.23	0	0	3792.7	-0.05
360	177	24	1979	0	0	1.57	0.55	0	0	0	-1.77	0.23	0	0	3794.2	-0.03
360	178	24	1979	1.27	0	1.79	0.55	0	0	0	-0.76	0.23	0	0	3796	0
360	179	24	1979	6.86	0	3.31	0.2	0	0	0	3.34	0.24	0	0	3799.3	-0.03
360	180	24	1979	0.25	0	1.36	0.5	0	0	0	-1.29	0.24	0	0	3800.7	-0.06
360	181	24	1979	1.52	0	2.24	0.41	0	0	0	-0.94	0.24	0	0	3802.9	-0.02
360	182	24	1979	3.05	0	3.32	0.3	0	0	0	-0.47	0.24	0	0	3806.3	-0.04
360	183	24	1979	8.13	0	5.05	1.49	0	0	0	2.85	0.24	0	0	3811.3	-0.01
360	184	24	1979	0	0	2.85	1.79	0	0	0	-3.04	0.24	0	0	3814.2	-0.05
360	185	24	1979	0	0	2.01	0.5	0	0	0	-2.19	0.24	0	0	3816.2	-0.06
360	186	24	1979	0	0	2.13	0.46	0	0	0	-2.32	0.24	0	0	3818.3	-0.04
360	187	24	1979	0	0	0.56	0.47	0	0	0	-0.79	0.24	0	0	3818.9	-0.01

Attachment D-1
Honeywell
Wastebeds 9-15 SWSR Pre-Design Investigation
SHAW Output Data

RUN	DAY	HR	YR	PRECIP	precip INTRCP	ET	TRANSP	CANOPY chg in storage	SNOW chg in storage	RESIDUE chg in storage	SOIL chg in storage	PERC	RUNOFF	PONDED	Etcum	ERROR
360	188	24	1979	0	0	1.08	0.58	0	0	0	-1.28	0.24	0	0	3819.9	-0.04
360	189	24	1979	0	0	0.65	0.59	0	0	0	-0.87	0.24	0	0	3820.6	-0.02
360	190	24	1979	0	0	0.28	0.51	0	0	0	-0.5	0.24	0	0	3820.9	-0.03
360	191	24	1979	0	0	0.53	0.52	0	0	0	-0.76	0.24	0	0	3821.4	-0.02
360	192	24	1979	1.52	0	2.07	0.5	0	0	0	-0.78	0.24	0	0	3823.5	-0.02
360	193	24	1979	0	0	0.76	0.56	0	0	0	-0.97	0.24	0	0	3824.2	-0.04
360	194	24	1979	0	0	0.77	0.59	0	0	0	-0.96	0.24	0	0	3825	-0.05
360	195	24	1979	0	0	0.65	0.58	0	0	0	-0.84	0.25	0	0	3825.7	-0.05
360	196	24	1979	13.97	0	7	3.15	0	0	0	6.74	0.25	0	0	3832.7	-0.02
360	197	24	1979	0.51	0	3.66	2.54	0	0	0	-3.31	0.25	0	0	3836.3	-0.09
360	198	24	1979	0	0	2.18	0.65	0	0	0	-2.35	0.25	0	0	3838.5	-0.08
360	199	24	1979	0	0	1.81	0.49	0	0	0	-1.99	0.25	0	0	3840.3	-0.07
360	200	24	1979	0	0	1.49	0.51	0	0	0	-1.67	0.25	0	0	3841.8	-0.06
360	201	24	1979	0	0	0.64	0.52	0	0	0	-0.86	0.25	0	0	3842.4	-0.03
360	202	24	1979	0	0	0.62	0.49	0	0	0	-0.82	0.25	0	0	3843.1	-0.05
360	203	24	1979	0	0	0.52	0.43	0	0	0	-0.76	0.25	0	0	3843.6	-0.01
360	204	24	1979	2.79	0	2.21	0.2	0	0	0	0.36	0.25	0	0	3845.8	-0.02
360	205	24	1979	0	0	0.86	0.39	0	0	0	-1.08	0.25	0	0	3846.6	-0.03
360	206	24	1979	0	0	0.73	0.47	0	0	0	-0.96	0.25	0	0	3847.4	-0.02
360	207	24	1979	10.41	0	5.9	1.89	0	0	0	4.27	0.25	0	0	3853.3	-0.01
360	208	24	1979	0.76	0	2.59	1.07	0	0	0	-2	0.25	0	0	3855.9	-0.07
360	209	24	1979	2.29	0	2.84	0.33	0	0	0	-0.77	0.25	0	0	3858.7	-0.04
360	210	24	1979	0	0	1	0.37	0	0	0	-1.25	0.25	0	0	3859.7	0
360	211	24	1979	0	0	1.28	0.44	0	0	0	-1.46	0.25	0	0	3861	-0.07
360	212	24	1979	15.75	0	6.05	2.47	0	0	0	9.47	0.25	0	0	3867	-0.03
360	213	24	1979	1.78	0	5.48	3.12	0	0	0	-3.92	0.26	0	0	3872.5	-0.04
360	214	24	1979	13.97	0	5.36	2.01	0	0	0	8.43	0.26	0	0	3877.9	-0.08
360	215	24	1979	0.25	0	4.92	3.73	0	0	0	-4.84	0.26	0	0	3882.8	-0.08
360	216	24	1979	0	0	3.38	2.79	0	0	0	-3.55	0.26	0	0	3886.2	-0.08
360	217	24	1979	0	0	3.99	2.63	0	0	0	-4.19	0.26	0	0	3890.2	-0.06
360	218	24	1979	7.11	0	5.33	1.4	0	0	0	1.58	0.26	0	0	3895.5	-0.06
360	219	24	1979	0	0	2.88	1.65	0	0	0	-3.07	0.26	0	0	3898.4	-0.06
360	220	24	1979	0	0	1.95	0.68	0	0	0	-2.2	0.26	0	0	3900.3	-0.01
360	221	24	1979	0	0	1.64	0.57	0	0	0	-1.84	0.26	0	0	3902	-0.06
360	222	24	1979	23.88	0	5.96	2.36	0	0	0	17.66	0.26	0	0	3907.9	-0.01
360	223	24	1979	0	0	3.94	2.71	0	0	0	-4.15	0.26	0	0	3911.9	-0.05
360	224	24	1979	0	0	2.36	1.7	0	0	0	-2.57	0.26	0	0	3914.2	-0.05
360	225	24	1979	0.25	0	3.5	2.53	0	0	0	-3.44	0.26	0	0	3917.7	-0.07
360	226	24	1979	12.95	0	5.73	2.1	0	0	0	7.01	0.26	0	0	3923.5	-0.04
360	227	24	1979	4.83	0.45	3.16	0.15	0	0	0	0.99	0.26	0	0	3926.6	-0.04
360	228	24	1979	0	0	4.77	3.01	0	0	0	-4.55	0.26	0	0	3931.4	-0.02
360	229	24	1979	0	0	3.74	2.97	0	0	0	-3.95	0.26	0	0	3935.1	-0.06
360	230	24	1979	3.56	0	4.51	1.07	0	0	0	-1.21	0.26	0	0	3939.6	-0.01
360	231	24	1979	0	0	2.65	2.1	0	0	0	-2.87	0.26	0	0	3942.3	-0.04
360	232	24	1979	0	0	2.41	1.7	0	0	0	-2.61	0.26	0	0	3944.7	-0.07
360	233	24	1979	0	0	2.03	1.04	0	0	0	-2.22	0.26	0	0	3946.7	-0.07
360	234	24	1979	0	0	1.88	0.68	0	0	0	-2.08	0.26	0	0	3948.6	-0.06
360	235	24	1979	0.51	0	1.39	0.36	0	0	0	-1.11	0.26	0	0	3950	-0.03
360	236	24	1979	0	0	1.03	0.49	0	0	0	-1.3	0.26	0	0	3951	0
360	237	24	1979	7.62	0	4.43	1	0	0	0	2.97	0.26	0	0	3955.4	-0.03
360	238	24	1979	2.79	0	3.42	0.52	0	0	0	-0.83	0.26	0	0	3958.9	-0.06
360	239	24	1979	13.46	0	3.61	0.5	0	0	0	9.62	0.26	0	0	3962.5	-0.02
360	240	24	1979	0	0	4.03	3	0	0	0	-4.23	0.26	0	0	3966.5	-0.06
360	241	24	1979	0	0	3.33	2.71	0	0	0	-3.59	0.26	0	0	3969.8	0
360	242	24	1979	0.76	0	3.68	1.64	0	0	0	-3.13	0.26	0	0	3973.5	-0.05
360	243	24	1979	0	0	1.79	0.56	0	0	0	-1.98	0.26	0	0	3975.3	-0.06
360	244	24	1979	0	0	1.51	0.58	0	0	0	-1.73	0.26	0	0	3976.8	-0.04
360	245	24	1979	23.37	0	4.62	1.77	0	0	0	18.48	0.26	0	0	3981.4	0
360	246	24	1979	0	0	3.39	2.38	0	0	0	-3.61	0.26	0	0	3984.8	-0.04
360	247	24	1979	0	0	3.79	2.66	0	0	0	-4	0.26	0	0	3988.6	-0.05
360	248	24	1979	0	0	4.07	2.95	0	0	0	-4.29	0.26	0	0	3992.7	-0.05
360	249	24	1979	59.18	0	3.37	0.54	0	0	0	55.59	0.26	0	0	3996.1	-0.03
360	250	24	1979	0.25	0	4.48	2.51	0	0	0	-4.45	0.26	0	0	4000.5	-0.04
360	251	24	1979	0	0	4.17	2.25	0	0	0	-4.39	0.26	0	0	4004.7	-0.04
360	252	24	1979	0	0	3.34	2.29	0	0	0	-3.58	0.26	0	0	4008.1	-0.02
360	253	24	1979	2.79	0	3.97	1.54	0	0	0	-1.4	0.26	0	0	4012	-0.04
360	254	24	1979	0	0	3.56	2.18	0	0	0	-3.77	0.26	0	0	4015.6	-0.04
360	255	24	1979	0	0	3.71	2.66	0	0	0	-3.94	0.26	0	0	4019.3	-0.03
360	256	24	1979	0	0	3.5	2.63	0	0	0	-3.71	0.26	0	0	4022.8	-0.05
360	257	24	1979	33.02	0	3.91	1.52	0	0	0	28.91	0.26	0	0	4026.7	-0.06
360	258	24	1979	0	0	2.91	1.56	0	0	0	-3.13	0.26	0	0	4029.6	-0.04
360	259	24	1979	0	0	2.72	1.83	0	0	0	-2.94	0.26	0	0	4032.3	-0.04
360	260	24	1979	0	0	3.17	2.11	0	0	0	-3.37	0.26	0	0	4035.5	-0.06
360	261	24	1979	1.52	0	2.92	1.41	0	0	0	-1.6	0.26	0	0	4038.4	-0.05
360	262	24	1979	1.27	0	3.28	1.12	0	0	0	-2.21	0.26	0	0	4041.7	-0.05
360	263	24	1979	0	0	3.3	1.98	0	0	0	-3.5	0.26	0	0	4045	-0.06
360	264	24	1979	0	0	2.31	1.65	0	0	0	-2.57	0.26	0	0	4047.3	0
360	265	24	1979	0	0	3.1	1.78	0	0	0	-3.3	0.26	0	0	4050.4	-0.06
360	266	24	1979	0	0	2.99	1.64	0	0	0	-3.21	0.26	0	0	4053.4	-0.04
360	267	24	1979	0	0	2.81	1.74	0	0	0	-3.03	0.26	0	0	4056.2	-0.04
360	268	24	1979	0	0	3.02	1.92	0	0	0	-3.23	0.26	0	0	4059.2	-0.05
360	269	24	1979	0	0	2.11	1.46	0	0	0	-2.33	0.26	0	0	4061.3	-0.04
360	270	24	1979	0	0	1.94	1.36	0	0	0	-2.14	0.26	0	0	4063.3	-0.05
360	271	24	1979	11.94	0	2.53	0.34	0	0	0	9.19	0.25	0	0	4065.8	-0.03
360	272	24	1979	0	0	1.97	1.22	0	0	0	-2.2	0.25	0	0	4067.8	-0.03
360	273	24	1979	0	0	2.81	1.6	0	0	0	-3	0.25	0	0	4070.6	-0.06
360	274	24	1979	0	0	2.03	0.93	0	0	0	-2.23	0.25	0	0	4072.6	-0.05
360	275	24	1979	0	0	2.25	1.22	0	0	0	-2.46	0.25	0	0	4074.9	-0.04
360	276	24	1979	0.51	0	1.59	0.63	0	0	0	-1.27	0.25	0	0	4076.5	-0.07
360	277	24	1979	0	0	2.36	1.11	0	0	0	-2.55	0.25	0	0	4078.8	-0.06
360	278	24	1979	30.23	0	2.3	0.28	0	0	0	27.74	0.25	0	0	4081.1	-0.06
360	279	24	1979	1.27	0	3.21	0.82	0	0	0	-2.12	0.25	0	0	4084.3	-0.07
360	280	24	1979	2.29	0	2.84	0.49	0	0	0	-0.75	0.25	0	0	4087.2	-0.05
360	281	24	1979	0.51	0	2.76	0.65	0	0	0	-2.44	0.25	0	0	4089.9	-0.06
360	282	24	1979	3.81	0	2.14	0.23	0	0	0	1.44	0.25	0	0	4092.1	-0.03
360	283	24	1979	0	0	1.75	0.59	0	0	0	-1.99	0.25	0	0	4093.8	-0.01
360	284	24	1979	0	0	2.14	0.66	0	0	0	-2.36	0.25	0	0	4096	-0.03
360	285	24	1979	3.81	0	2.25	0.3	0	0	0	1.32	0.25	0	0	4098.2	-0.01
360	286	24	1979	4.06	0	2.07	0.19	0	0	0	1.8	0.25	0	0	4100.3	-0.05
360	287	24	1979	3.3	0	1.85	0.09	0	0	0	1.24	0.25	0	0	4102.1	-0.04
360	288	24	1979	0	0	1.56	0.37	0	0	0	-1.76	0.25	0	0	4103.7	-0.04
360	289	24	1979	0	0	1.37	0.42	0	0	0	-1.58	0.25	0	0	4105.1	-0.03
360	290	24	1979	1.78	0	1.2	0.15	0	0	0	0.38	0.25	0	0	4106.3	-0.05

Attachment D-1
Honeywell
Wastebeds 9-15 SWSR Pre-Design Investigation
SHAW Output Data

RUN	DAY	HR	YR	PRECIP	precip INTRCP	ET	TRANSP	CANOPY chg in storage	SNOW chg in storage	RESIDUE chg in storage	SOIL chg in storage	PERC	RUNOFF	PONDED	Etcum	ERROR
360	291	24	1979	0	0	1.26	0.25	0	0	0	-1.46	0.25	0	0	4107.5	-0.04
360	292	24	1979	0	0	2.09	0.61	0	0	0	-2.31	0.25	0	0	4109.6	-0.03
360	293	24	1979	1.27	0	2.16	0.54	0	0	0	-1.13	0.25	0	0	4111.8	0
360	294	24	1979	0	0	1.7	0.53	0	0	0	-1.92	0.24	0	0	4113.5	-0.02
360	295	24	1979	0	0	1.53	0.46	0	0	0	-1.72	0.24	0	0	4115	-0.05
360	296	24	1979	12.7	0	2.74	0.24	0	0	0	9.74	0.24	0	0	4117.7	-0.02
360	297	24	1979	0.76	0	3.19	0.15	0	0	0	-2.65	0.24	0	0	4120.9	-0.02
360	298	24	1979	0.51	0	2.54	0.07	0	0	0	-2.26	0.24	0	0	4123.5	-0.02
360	299	24	1979	1.02	0	2.29	0.05	0	0	0	-1.5	0.24	0	0	4125.8	-0.02
360	300	24	1979	0	0	1.68	0	0	0	0	-1.91	0.24	0	0	4127.4	-0.01
360	301	24	1979	6.1	0	1.09	0.02	0	0	0	4.76	0.24	0	0	4128.5	0
360	302	24	1979	0	0	1.65	0.02	0	0	0	-1.89	0.24	0	0	4130.2	0
360	303	24	1979	0	0	1.2	0.01	0	0	0	-1.44	0.24	0	0	4131.4	0
360	304	24	1979	0	0	1.29	0.03	0	0	0	-1.53	0.24	0	0	4132.7	0
360	305	24	1979	0	0	2.2	0	0	0	0	-2.44	0.24	0	0	4134.9	0
360	306	24	1979	17.02	0	1.43	0	0	0	0	15.35	0.24	0	0	4136.3	0
360	307	24	1979	0	0	1.73	0	0	0	0	-1.96	0.24	0	0	4138	0
360	308	24	1979	0	0	1.77	0	0	0	0	-2.01	0.24	0	0	4139.8	0
360	309	24	1979	0	0	0.93	0	0	0	0	-1.17	0.24	0	0	4140.7	0
360	310	24	1979	0	0	1.38	0	0	0	0	-1.62	0.24	0	0	4142.1	0
360	311	24	1979	4.32	0	0.9	0	0	0	0	3.18	0.24	0	0	4143	0
360	312	24	1979	0	0	2.54	0	0	0	0	-2.77	0.23	0	0	4145.5	0
360	313	24	1979	9.65	0	1.38	0	0	0	0	8.04	0.23	0	0	4146.9	0
360	314	24	1979	0.51	0	1.79	0	0	0	0	-1.52	0.23	0	0	4148.7	0
360	315	24	1979	0	0	1.15	0	0	0	0	-1.38	0.23	0	0	4149.9	0
360	316	24	1979	0	0	1.53	0	0	0	0	-1.76	0.23	0	0	4151.4	0
360	317	24	1979	5.08	0	0.64	0	0	0	0	4.2	0.23	0	0	4152	0
360	318	24	1979	0.76	0	0.97	0	0	0	0	-0.44	0.23	0	0	4153	0
360	319	24	1979	0.76	0	1.1	0	0	0	0	-0.57	0.23	0	0	4154.1	0
360	320	24	1979	3.56	0	1.41	0	0	3.23	0	-1.32	0.23	0	0	4155.5	0
360	321	24	1979	0	0	-0.25	0	0	-3.23	0	1.45	0.23	1.8	0	4155.3	0
360	322	24	1979	0	0	0.38	0	0	0	0	-0.61	0.23	0	0	4155.7	0
360	323	24	1979	0	0	0.85	0	0	0	0	-1.08	0.23	0	0	4156.5	0
360	324	24	1979	0.51	0	0.74	0	0	0	0	-0.46	0.23	0	0	4157.3	0
360	325	24	1979	0	0	1.37	0	0	0	0	-1.6	0.23	0	0	4158.6	0
360	326	24	1979	5.84	0	0.35	0	0	0	0	5.27	0.23	0	0	4159	0
360	327	24	1979	0.51	0	1.32	0	0	0	0	-1.04	0.23	0	0	4160.3	0
360	328	24	1979	5.59	0	1.12	0	0	0	0	4.25	0.23	0	0	4161.4	0
360	329	24	1979	13.21	0	0.85	0	0	0	0	12.13	0.23	0	0	4162.3	0
360	330	24	1979	14.99	0	0.86	0	0	0	0	13.9	0.22	0	0	4163.1	0
360	331	24	1979	0	0	3	0	0	0	0	-3.22	0.22	0	0	4166.1	0
360	332	24	1979	0.25	0	2.88	0	0	0	0	-2.85	0.22	0	0	4169	0
360	333	24	1979	0	0	3.65	0	0	0	0	-3.87	0.22	0	0	4172.7	0
360	334	24	1979	0	0	2.95	0	0	0	0	-3.18	0.22	0	0	4175.6	0
360	335	24	1979	0	0	1.37	0	0	0	0	-1.59	0.22	0	0	4177	0
360	336	24	1979	1.27	0	0.43	0	0	1.23	0	-0.62	0.22	0	0	4177.4	0
360	337	24	1979	0	0	0.52	0	0	-0.16	0	-0.58	0.22	0	0	4177.9	0
360	338	24	1979	0.51	0	0.66	0	0	-0.48	0	-0.46	0.22	0.57	0	4178.6	0
360	339	24	1979	0	0	0.64	0	0	-0.59	0	-0.6	0.22	0.33	0	4179.2	0
360	340	24	1979	2.79	0	2.01	0	0	0	0	0.56	0.22	0	0	4181.3	0
360	341	24	1979	0	0	1.58	0	0	0	0	-1.8	0.22	0	0	4182.8	0
360	342	24	1979	1.78	0	4.39	0	0	0	0	-2.83	0.22	0	0	4187.2	0
360	343	24	1979	1.78	0	1.33	0	0	1.28	0	-1.05	0.22	0	0	4188.6	0
360	344	24	1979	0	0	0.38	0	0	-1.28	0	0.57	0.22	0.11	0	4188.9	0
360	345	24	1979	0	0	2.53	0	0	0	0	-2.75	0.22	0	0	4191.5	0
360	346	24	1979	2.54	0	1.87	0	0	0	0	0.45	0.22	0	0	4193.3	0
360	347	24	1979	0	0	1.74	0	0	0	0	-1.95	0.22	0	0	4195.1	0
360	348	24	1979	4.06	0	0.45	0	0	4	0	-0.61	0.21	0	0	4195.5	0
360	349	24	1979	0	0	0.53	0	0	-0.32	0	-0.43	0.21	0	0	4196.1	0
360	350	24	1979	0.76	0	0.15	0	0	-2.49	0	-0.5	0.21	3.38	0	4196.2	0
360	351	24	1979	2.03	0	0.51	0	0	2.02	0	-0.71	0.21	0	0	4196.7	0
360	352	24	1979	3.56	0	-0.13	0	0	3.87	0	-0.4	0.21	0	0	4196.6	0
360	353	24	1979	1.27	0	-0.06	0	0	1.48	0	-0.36	0.21	0	0	4196.5	0
360	354	24	1979	0	0	0.01	0	0	0.1	0	-0.32	0.21	0	0	4196.5	0
360	355	24	1979	0	0	0.01	0	0	0.09	0	-0.31	0.21	0	0	4196.6	0
360	356	24	1979	0	0	-0.01	0	0	-0.69	0	-0.2	0.21	0.69	0	4196.5	0
360	357	24	1979	0.76	0	-0.28	0	0	-6.27	0	0.06	0.21	7.04	0	4196.3	0
360	358	24	1979	11.43	0	-0.8	0	0	-1.79	0	9.01	0.21	4.8	0	4195.5	0
360	359	24	1979	11.43	0	0.3	0	0	0	0	10.92	0.21	0	0	4195.8	0
360	360	24	1979	0.76	0	1.38	0	0	0	0	-0.83	0.21	0	0	4197.1	0
360	361	24	1979	0	0	1.73	0	0	0	0	-1.94	0.21	0	0	4198.9	0
360	362	24	1979	0	0	1.09	0	0	0	0	-1.29	0.21	0	0	4200	-0.01
360	363	24	1979	0	0	0.53	0	0	0	0	-0.73	0.21	0	0	4200.5	0
360	364	24	1979	0	0	1.3	0	0	0	0	-1.51	0.21	0	0	4201.8	0
360	365	24	1979	0	0	1.22	0	0	0	0	-1.43	0.21	0	0	4203	0
360	1	24	1980	0	0	0.16	0	0	0	0	-0.36	0.2	0	0	4203.2	0
360	2	24	1980	0.25	0	1.04	0	0	0	0	-1.25	0.2	0	0.25	4204.2	0
360	3	24	1980	0.25	0	0.54	0	0	0.77	0	-1.01	0.2	0	0	4204.8	0
360	4	24	1980	0	0	0.09	0	0	0.56	0	-0.85	0.2	0	0	4204.8	0
360	5	24	1980	0	0	0.28	0	0	0.18	0	-0.67	0.2	0	0	4205.1	0
360	6	24	1980	0	0	0.13	0	0	0.31	0	-0.63	0.2	0	0	4205.3	0
360	7	24	1980	0	0	1.03	0	0	-0.92	0	-0.31	0.2	0	0	4206.3	0
360	8	24	1980	0	0	0.52	0	0	0.03	0	-0.75	0.2	0	0	4206.8	0
360	9	24	1980	0.25	0	0.49	0	0	0.17	0	-0.61	0.2	0	0	4207.3	0
360	10	24	1980	0.25	0	0.33	0	0	0.28	0	-0.56	0.2	0	0	4207.6	0
360	11	24	1980	0.25	0	0.81	0	0	-1.38	0	-0.66	0.2	1.28	0	4208.4	0
360	12	24	1980	0.25	0	4.91	0	0	0	0	-4.85	0.2	0	0	4213.3	0
360	13	24	1980	0	0	1.47	0	0	0	0	-1.67	0.2	0	0	4214.8	0
360	14	24	1980	10.92	0	0.03	0	0	0	0	10.7	0.2	0	0	4214.8	0
360	15	24	1980	0	0	0.4	0	0	0	0	-0.6	0.2	0	0	4215.2	0
360	16	24	1980	0	0	1.05	0	0	0	0	-1.25	0.2	0	0	4216.3	0
360	17	24	1980	0.51	0	0.9	0	0	0	0	-0.59	0.2	0	0	4217.2	0
360	18	24	1980	0	0	0.7	0	0	0	0	-0.9	0.2	0	0	4217.9	0
360	19	24	1980	0.76	0	1.22	0	0	0	0	-0.65	0.2	0	0	4219.1	0
360	20	24	1980	0.76	0	0.89	0	0	0.78	0	-1.11	0.19	0	0	4220	0
360	21	24	1980	3.3	0	0.08	0	0	3.55	0	-0.52	0.19	0	0	4220.1	0
360	22	24	1980	0.51	0	-0.11	0	0	0.81	0	-0.38	0.19	0	0	4220	0
360	23	24	1980	0	0	0.39	0	0	-0.19	0	-0.4	0.19	0	0	4220.4	0
360	24	24	1980	8.13	0	0.02	0	0	8.26	0	-0.34	0.19	0	0	4220.4	0
360	25	24	1980	1.52	0	-0.06	0	0	1.64	0	-0.25	0.19	0	0	4220.3	0
360	26	24	1980	7.62	0	-0.21	0	0	7.87	0	-0.24	0.19	0	0	4220.1	0
360	27	24	1980	0.25	0	0	0	0	0.3	0	-0.23	0.19	0	0	4220.1	0
360	28	24	1980	1.52	0	0.05	0	0	1.52	0	-0.24	0.19	0	0	4220.2	0

Attachment D-1
Honeywell
Wastebeds 9-15 SWSR Pre-Design Investigation
SHAW Output Data

RUN	DAY	HR	YR	PRECIP	precip INTRCP	ET	TRANSP	CANOPY chg in storage	SNOW chg in storage	RESIDUE chg in storage	SOIL chg in storage	PERC	RUNOFF	PONDED	Etcum	ERROR
360	29	24	1980	0	0	0.2	0	0	-0.12	0	-0.27	0.19	0	0	4220.4	0
360	30	24	1980	0	0	0.03	0	0	0.1	0	-0.33	0.19	0	0	4220.4	0
360	31	24	1980	0	0	0.04	0	0	0.12	0	-0.35	0.19	0	0	4220.5	0
360	32	24	1980	0.25	0	0.05	0	0	0.36	0	-0.34	0.19	0	0	4220.5	0
360	33	24	1980	0.76	0	0.01	0	0	0.87	0	-0.3	0.19	0	0	4220.5	0
360	34	24	1980	1.52	0	-0.03	0	0	1.63	0	-0.26	0.19	0	0	4220.5	0
360	35	24	1980	0.51	0	-0.05	0	0	0.64	0	-0.27	0.19	0	0	4220.4	0
360	36	24	1980	1.02	0	-0.02	0	0	1.11	0	-0.26	0.19	0	0	4220.4	0
360	37	24	1980	0	0	-0.04	0	0	0.11	0	-0.25	0.19	0	0	4220.4	0
360	38	24	1980	0	0	0.05	0	0	0.01	0	-0.25	0.19	0	0	4220.4	0
360	39	24	1980	0	0	-0.02	0	0	0.08	0	-0.24	0.19	0	0	4220.4	0
360	40	24	1980	0	0	0.05	0	0	0	0	-0.24	0.19	0	0	4220.5	0
360	41	24	1980	0	0	-0.01	0	0	0.09	0	-0.26	0.19	0	0	4220.5	0
360	42	24	1980	0.25	0	0.13	0	0	0.18	0	-0.24	0.18	0	0	4220.6	0
360	43	24	1980	2.79	0	0.07	0	0	2.76	0	-0.22	0.18	0	0	4220.6	0
360	44	24	1980	3.56	0	-0.07	0	0	3.68	0	-0.23	0.18	0	0	4220.6	0
360	45	24	1980	0	0	-0.07	0	0	0.11	0	-0.22	0.18	0	0	4220.5	0
360	46	24	1980	1.02	0	-0.02	0	0	1.11	0	-0.25	0.18	0	0	4220.5	0
360	47	24	1980	6.6	0	-0.05	0	0	6.71	0	-0.24	0.18	0	0	4220.4	0
360	48	24	1980	4.32	0	-0.04	0	0	4.39	0	-0.21	0.18	0	0	4220.4	0
360	49	24	1980	0	0	0.16	0	0	-0.14	0	-0.21	0.18	0	0	4220.6	0
360	50	24	1980	0	0	0.13	0	0	-0.1	0	-0.21	0.18	0	0	4220.7	0
360	51	24	1980	0	0	0.08	0	0	-0.26	0	0	0.18	0	0	4220.8	0
360	52	24	1980	0.25	0	-0.04	0	0	-1.25	0	1.36	0.18	0	0	4220.7	0
360	53	24	1980	4.57	0	0.17	0	0	3.73	0	0.49	0.18	0	0	4220.9	0
360	54	24	1980	0	0	0.29	0	0	-0.76	0	0.29	0.18	0	0	4221.2	0
360	55	24	1980	1.02	0	0.39	0	0	-2.02	0	2.47	0.18	0	0	4221.6	0
360	56	24	1980	0	0	0.3	0	0	-0.54	0	0.06	0.18	0	0	4221.9	0
360	57	24	1980	0	0	0.57	0	0	-0.49	0	-0.26	0.18	0	0	4222.4	0
360	58	24	1980	1.78	0	0.34	0	0	1.49	0	-0.22	0.18	0	0	4222.8	0
360	59	24	1980	1.78	0	-0.02	0	0	1.83	0	-0.21	0.18	0	0	4222.8	0
360	60	24	1980	3.05	0	0.07	0	0	3.01	0	-0.21	0.18	0	0	4222.8	0
360	61	24	1980	0.25	0	0.05	0	0	0.23	0	-0.2	0.18	0	0	4222.9	0
360	62	24	1980	0	0	0.05	0	0	-0.02	0	-0.21	0.18	0	0	4222.9	0
360	63	24	1980	0.25	0	0.19	0	0	0.09	0	-0.2	0.18	0	0	4223.1	0
360	64	24	1980	0	0	0.16	0	0	-0.14	0	-0.2	0.18	0	0	4223.3	0
360	65	24	1980	8.13	0	-0.08	0	0	-2.78	0	7.85	0.18	2.96	0	4223.2	0
360	66	24	1980	2.03	0	0.52	0	0	1.25	0	-0.17	0.17	0.25	0	4223.7	0
360	67	24	1980	2.03	0	0.03	0	0	-0.12	0	-0.14	0.17	2.09	0	4223.8	0
360	68	24	1980	10.67	0	-0.04	0	0	-1.09	0	-0.07	0.17	11.69	0	4223.7	0
360	69	24	1980	0	0	0.46	0	0	-0.8	0	-0.15	0.17	0.32	0	4224.2	0
360	70	24	1980	0.25	0	0.17	0	0	-5.81	0	-0.09	0.17	5.81	0	4224.4	0
360	71	24	1980	2.03	0	1.19	0	0	-1.71	0	-0.16	0.17	2.53	0	4225.6	0
360	72	24	1980	0.51	0	0.69	0	0	-0.13	0	-0.23	0.17	0	0	4226.2	0
360	73	24	1980	2.29	0	0.32	0	0	2	0	-0.21	0.17	0	0	4226.6	0
360	74	24	1980	11.43	0	0.15	0	0	11.28	0	-0.18	0.17	0	0	4226.7	0
360	75	24	1980	0.76	0	0.3	0	0	0.47	0	-0.18	0.17	0	0	4227	0
360	76	24	1980	0	0	0.26	0	0	-0.25	0	-0.18	0.17	0	0	4227.3	0
360	77	24	1980	0.25	0	-0.26	0	0	-9.55	0	-0.02	0.17	9.92	0	4227	0
360	78	24	1980	6.6	0	0.43	0	0	-27.52	0	0.4	0.17	33.12	0	4227.4	0
360	79	24	1980	0	0	0.34	0	0	-8.09	0	2.45	0.17	5.13	0	4227.8	0
360	80	24	1980	0	0	0.81	0	0	-10.29	0	0.52	0.17	8.79	0	4228.6	0
360	81	24	1980	23.62	0	0.91	0	0	0	0	3.09	0.17	19.45	0	4229.5	0
360	82	24	1980	2.54	0	0.65	0	0	1.85	0	-0.13	0.17	0	0	4230.1	0
360	83	24	1980	0	0	0.96	0	0	-1.85	0	0.73	0.17	0	0	4231.1	0
360	84	24	1980	6.86	0	2.67	0	0	0	0	4.02	0.17	0	0	4233.8	0
360	85	24	1980	3.56	0	2.05	0	0	0	0	1.34	0.17	0	0	4235.8	0
360	86	24	1980	0	0	3.2	0	0	0	0	-3.36	0.17	0	0	4239	0
360	87	24	1980	0	0	1.76	0	0	0	0	-1.93	0.17	0	0	4240.8	0
360	88	24	1980	0	0	3.42	0	0	0	0	-3.59	0.17	0	0	4244.2	0
360	89	24	1980	21.08	0	2.66	0	0	0	0	18.25	0.17	0	0	4246.9	0
360	90	24	1980	0.76	0	1.38	0	0	0	0	-0.78	0.17	0	0	4248.2	0
360	91	24	1980	4.32	0	2.55	0	0	0	0	1.6	0.17	0	0	4250.8	0
360	92	24	1980	0	0	1.78	0.02	0	0	0	-1.95	0.17	0	0	4252.6	0
360	93	24	1980	0.51	0	3.18	0.04	0	0	0	-2.85	0.17	0	0	4255.7	0.01
360	94	24	1980	0	0	3.83	0.07	0	0	0	-4.01	0.17	0	0	4259.6	0.01
360	95	24	1980	10.41	0	3.55	0.05	0	0	0	6.69	0.17	0	0	4263.1	0.01
360	96	24	1980	0.51	0	4.87	0.08	0	0	0	-4.52	0.17	0	0	4268	0
360	97	24	1980	0	0	3.41	0.18	0	0	0	-3.57	0.16	0	0	4271.4	0
360	98	24	1980	0	0	6.85	0.34	0	0	0	-7.01	0.16	0	0	4278.2	0
360	99	24	1980	3.56	0	5.72	0.29	0	0	0	-2.32	0.16	0	0	4284	0
360	100	24	1980	22.1	0	2.8	0.14	0	0	0	19.14	0.16	0	0	4286.8	-0.01
360	101	24	1980	0.76	0	3.82	0.23	0	0	0	-3.21	0.16	0	0	4290.6	-0.01
360	102	24	1980	0	0	2.47	0.25	0	0	0	-2.62	0.16	0	0	4293.1	-0.01
360	103	24	1980	9.91	0	2.02	0.1	0	0	0	7.72	0.16	0	0	4295.1	0
360	104	24	1980	0	0	3.85	0.38	0	0	0	-4	0.16	0	0	4298.9	-0.01
360	105	24	1980	3.3	0	2.17	0.17	0	0	0	1	0.16	0	0	4301.1	-0.03
360	106	24	1980	5.33	0	3.77	0.33	0	0	0	1.41	0.16	0	0	4304.9	-0.01
360	107	24	1980	1.02	0	3.85	0	0	0	0	-2.98	0.16	0	0	4308.7	-0.01
360	108	24	1980	0	0	2.13	0.35	0	0	0	-2.28	0.16	0	0	4310.8	0
360	109	24	1980	0.51	0	2.8	0.67	0	0	0	-2.45	0.16	0	0	4313.6	0
360	110	24	1980	0	0	3.1	0.91	0	0	0	-3.25	0.16	0	0	4316.7	-0.01
360	111	24	1980	0	0	2.5	0.7	0	0	0	-2.63	0.16	0	0	4319.2	-0.03
360	112	24	1980	0	0	4.48	0.96	0	0	0	-4.62	0.16	0	0	4323.7	-0.02
360	113	24	1980	0	0	4.47	0.99	0	0	0	-4.6	0.16	0	0	4328.2	-0.03
360	114	24	1980	0	0	2.17	0.79	0	0	0	-2.32	0.16	0	0	4330.4	-0.01
360	115	24	1980	1.02	0	2.13	0.49	0	0	0	-1.26	0.16	0	0	4332.5	-0.02
360	116	24	1980	6.1	0	1.72	0.2	0	0	0	4.24	0.16	0	0	4334.2	-0.03
360	117	24	1980	0	0	3.41	1.13	0	0	0	-3.56	0.16	0	0	4337.6	-0.02
360	118	24	1980	0	0	3.74	1.13	0	0	0	-3.89	0.16	0	0	4341.4	-0.01
360	119	24	1980	12.45	0	2.66	0.32	0	0	0	9.65	0.16	0	0	4344	-0.03
360	120	24	1980	7.11	0	2.4	0.41	0	0	0	4.58	0.16	0	0	4346.4	-0.02
360	121	24	1980	0	0	3.7	1.4	0	0	0	-3.85	0.16	0	0	4350.1	-0.01
360	122	24	1980	0	0	3.57	1.44	0	0	0	-3.69	0.16	0	0	4353.7	-0.03
360	123	24	1980	1.78	0	4.43	1.31	0	0	0	-2.8	0.16	0	0	4358.1	-0.02
360	124	24	1980	0	0	5.08	2.22	0	0	0	-5.21	0.16	0	0	4363.2	-0.02
360	125	24	1980	0	0	5.75	2.12	0	0	0	-5.87	0.16	0	0	4369	-0.03
360	126	24	1980	0	0	4.85	2.59	0	0	0	-5.01	0.16	0	0	4373.8	0
360	127	24	1980	1.52	0	2.92	0.94	0	0	0	-1.52	0.16	0	0	4376.7	-0.04
360	128	24	1980	0	0	5.75	2.26	0	0	0	-5.88	0.16	0	0	4382.5	-0.03
360	129	24	1980	0	0	4.8	1.69	0	0	0	-4.94	0.16	0	0	4387.3	-0.02
360	130	24	1980	0.76	0	4.13	1.62	0	0	0	-3.5	0.16	0	0	4391.4	-0.02
360	131	24	1980	0	0	3.64	2.52	0	0	0	-3.79	0.16	0	0	4395.1	-0.01

Attachment D-1
Honeywell
Wastebeds 9-15 SWSR Pre-Design Investigation
SHAW Output Data

RUN	DAY	HR	YR	PRECIP	precip INTRCP	ET	TRANSP	CANOPY chg in storage	SNOW chg in storage	RESIDUE chg in storage	SOIL chg in storage	PERC	RUNOFF	PONDED	Etcum	ERROR
360	132	24	1980	2.54	0	3.3	1.58	0	0	0	-0.9	0.16	0	0	4398.3	-0.01
360	133	24	1980	0.51	0	2.17	1.5	0	0	0	-1.79	0.16	0	0	4400.5	-0.03
360	134	24	1980	8.13	0	2.92	0.6	0	0	0	5.06	0.16	0	0	4403.4	0
360	135	24	1980	2.54	0	5.62	1.91	0	0	0	-3.2	0.16	0	0	4409	-0.03
360	136	24	1980	0	0	3.74	1.86	0	0	0	-3.86	0.16	0	0	4412.8	-0.03
360	137	24	1980	0	0	2.22	1.58	0	0	0	-2.34	0.16	0	0	4415	-0.03
360	138	24	1980	0	0	5.91	3.54	0	0	0	-6.05	0.16	0	0	4420.9	-0.01
360	139	24	1980	12.45	0	5.51	1.93	0	0	0	6.8	0.16	0	0	4426.4	-0.03
360	140	24	1980	0	0	4.52	2.31	0	0	0	-4.65	0.16	0	0	4430.9	-0.03
360	141	24	1980	0	0	5.02	2.72	0	0	0	-5.15	0.16	0	0	4436	-0.03
360	142	24	1980	0	0	4.27	2.2	0	0	0	-4.41	0.16	0	0	4440.2	-0.02
360	143	24	1980	0	0	2.53	1.61	0	0	0	-2.66	0.16	0	0	4442.8	-0.02
360	144	24	1980	0	0	1.19	1.03	0	0	0	-1.33	0.16	0	0	4444	-0.01
360	145	24	1980	0	0	0.65	0.68	0	0	0	-0.8	0.16	0	0	4444.6	-0.01
360	146	24	1980	0	0	0.5	0.45	0	0	0	-0.64	0.15	0	0	4445.1	-0.01
360	147	24	1980	0	0	0.5	0.43	0	0	0	-0.64	0.15	0	0	4445.6	-0.01
360	148	24	1980	0	0	0.46	0.43	0	0	0	-0.6	0.15	0	0	4446.1	-0.01
360	149	24	1980	0	0	0.63	0.47	0	0	0	-0.78	0.15	0	0	4446.7	-0.01
360	150	24	1980	0	0	0.26	0.45	0	0	0	-0.41	0.15	0	0	4447	0
360	151	24	1980	0.51	0	0.75	0.48	0	0	0	-0.39	0.15	0	0	4447.7	-0.01
360	152	24	1980	3.3	0	3.55	0.42	0	0	0	-0.4	0.15	0	0	4451.3	-0.01
360	153	24	1980	16.51	0	5.72	1.66	0	0	0	10.66	0.15	0	0	4457	-0.03
360	154	24	1980	4.32	0	3.59	1.07	0	0	0	0.58	0.15	0	0	4460.6	-0.01
360	155	24	1980	7.37	0	3.38	0.67	0	0	0	3.87	0.15	0	0	4464	-0.04
360	156	24	1980	0.76	0	5.14	2.7	0	0	0	-4.5	0.15	0	0	4469.1	-0.03
360	157	24	1980	0	0	5.04	3.06	0	0	0	-5.17	0.15	0	0	4474.2	-0.03
360	158	24	1980	12.45	0	5.91	2.6	0	0	0	6.4	0.15	0	0	4480.1	-0.02
360	159	24	1980	3.56	0	4.45	1.13	0	0	0	-1.04	0.15	0	0	4484.5	-0.01
360	160	24	1980	15.24	0	5.88	2.23	0	0	0	9.24	0.15	0	0	4490.4	-0.03
360	161	24	1980	10.16	0	5.22	1.35	0	0	0	4.81	0.15	0	0	4495.6	-0.03
360	162	24	1980	0	0	3.03	2.03	0	0	0	-3.17	0.15	0	0	4498.6	-0.01
360	163	24	1980	0	0	5.72	3.59	0	0	0	-5.86	0.16	0	0	4504.4	-0.02
360	164	24	1980	0	0	3.32	2.67	0	0	0	-3.48	0.16	0	0	4507.7	0
360	165	24	1980	0	0	4.59	3.68	0	0	0	-4.73	0.16	0	0	4512.3	-0.02
360	166	24	1980	0	0	3.55	3.04	0	0	0	-3.69	0.16	0	0	4515.8	-0.02
360	167	24	1980	13.21	0	4.98	1.8	0	0	0	8.09	0.16	0	0	4520.8	-0.02
360	168	24	1980	0	0	5.38	3.27	0	0	0	-5.5	0.16	0	0	4526.2	-0.04
360	169	24	1980	0	0	4.66	3.03	0	0	0	-4.8	0.16	0	0	4530.9	-0.02
360	170	24	1980	0	0	3.52	1.57	0	0	0	-3.66	0.16	0	0	4534.4	-0.02
360	171	24	1980	0	0	2.27	0.83	0	0	0	-2.41	0.16	0	0	4536.6	-0.02
360	172	24	1980	14.99	0	4.68	1.62	0	0	0	10.17	0.16	0	0	4541.3	-0.02
360	173	24	1980	0	0	4.92	3.77	0	0	0	-5.04	0.16	0	0	4546.3	-0.04
360	174	24	1980	0	0	2.64	2	0	0	0	-2.79	0.16	0	0	4548.9	-0.01
360	175	24	1980	0	0	2.16	0.87	0	0	0	-2.3	0.16	0	0	4551.1	-0.02
360	176	24	1980	0	0	1.19	0.6	0	0	0	-1.31	0.16	0	0	4552.2	-0.04
360	177	24	1980	0	0	1.06	0.57	0	0	0	-1.19	0.16	0	0	4553.3	-0.04
360	178	24	1980	0	0	0.83	0.52	0	0	0	-0.95	0.16	0	0	4554.1	-0.04
360	179	24	1980	0	0	1.12	0.49	0	0	0	-1.22	0.16	0	0	4555.3	-0.05
360	180	24	1980	3.81	0	4.02	0.31	0	0	0	-0.34	0.16	0	0	4559.3	-0.02
360	181	24	1980	6.86	0	4.02	0.63	0	0	0	2.7	0.16	0	0	4563.3	-0.03
360	182	24	1980	3.81	0	3.95	0.22	0	0	0	-0.25	0.16	0	0	4567.3	-0.04
360	183	24	1980	0	0	1.52	0.45	0	0	0	-1.63	0.16	0	0	4568.8	-0.05
360	184	24	1980	3.81	0	3.74	0.24	0	0	0	-0.08	0.16	0	0	4572.5	-0.02
360	185	24	1980	0	0	1.3	0.46	0	0	0	-1.4	0.16	0	0	4573.8	-0.06
360	186	24	1980	0	0	1.06	0.47	0	0	0	-1.16	0.16	0	0	4574.9	-0.05
360	187	24	1980	2.79	0	2.81	0.32	0	0	0	-0.17	0.16	0	0	4577.7	-0.01
360	188	24	1980	0	0	1.82	0.47	0	0	0	-1.93	0.16	0	0	4579.5	-0.04
360	189	24	1980	0	0	0.93	0.52	0	0	0	-1.07	0.16	0	0	4580.4	-0.02
360	190	24	1980	1.27	0	1.66	0.47	0	0	0	-0.55	0.16	0	0	4582.1	0
360	191	24	1980	0	0	0.45	0.42	0	0	0	-0.58	0.16	0	0	4582.5	-0.03
360	192	24	1980	0	0	0.77	0.52	0	0	0	-0.87	0.16	0	0	4583.3	-0.05
360	193	24	1980	0	0	0.46	0.53	0	0	0	-0.59	0.16	0	0	4583.8	-0.03
360	194	24	1980	0	0	0.56	0.48	0	0	0	-0.68	0.16	0	0	4584.3	-0.04
360	195	24	1980	0	0	0.62	0.49	0	0	0	-0.75	0.16	0	0	4585	-0.03
360	196	24	1980	0	0	0.32	0.48	0	0	0	-0.45	0.16	0	0	4585.3	-0.03
360	197	24	1980	0	0	0.62	0.53	0	0	0	-0.78	0.16	0	0	4585.9	0
360	198	24	1980	0.25	0	0.65	0.47	0	0	0	-0.54	0.16	0	0	4586.5	-0.01
360	199	24	1980	0	0	0.54	0.45	0	0	0	-0.66	0.16	0	0	4587.1	-0.04
360	200	24	1980	0	0	0.74	0.46	0	0	0	-0.86	0.16	0	0	4587.8	-0.04
360	201	24	1980	0.51	0	0.67	0.36	0	0	0	-0.31	0.16	0	0	4588.5	-0.01
360	202	24	1980	6.1	0	3.1	0.07	0	0	0	2.76	0.16	0	0	4591.6	0.07
360	203	24	1980	3.56	0	3.55	0.24	0	0	0	-0.13	0.16	0	0	4595.2	-0.03
360	204	24	1980	5.33	0	5.09	0.7	0	0	0	0.13	0.16	0	0	4600.3	-0.04
360	205	24	1980	0	0	2.02	0.25	0	0	0	-2.13	0.16	0	0	4602.3	-0.05
360	206	24	1980	0	0	1.17	0.19	0	0	0	-1.26	0.16	0	0	4603.4	-0.07
360	207	24	1980	0	0	0.66	0.14	0	0	0	-0.76	0.16	0	0	4604.1	-0.06
360	208	24	1980	0.25	0	0.25	0.09	0	0	0	-0.15	0.16	0	0	4604.4	0
360	209	24	1980	16	0	5.81	2.17	0	0	0	10.07	0.16	0	0	4610.2	-0.03
360	210	24	1980	0.25	0	3.88	2.93	0	0	0	-3.71	0.16	0	0	4614	-0.07
360	211	24	1980	22.1	0	3.84	0.58	0	0	0	18.12	0.16	0	0	4617.9	-0.02
360	212	24	1980	3.05	0	6.67	3.03	0	0	0	-3.72	0.16	0	0	4624.6	-0.07
360	213	24	1980	0	0	6.33	4.94	0	0	0	-6.43	0.16	0	0	4630.9	-0.06
360	214	24	1980	11.43	0	6.16	2.47	0	0	0	5.15	0.16	0	0	4637	-0.04
360	215	24	1980	4.83	0	6.74	2.89	0	0	0	-2.04	0.16	0	0	4643.8	-0.03
360	216	24	1980	1.78	0	4.34	2.25	0	0	0	-2.7	0.16	0	0	4648.1	-0.02
360	217	24	1980	0	0	3.62	2.93	0	0	0	-3.71	0.16	0	0	4651.7	-0.07
360	218	24	1980	0	0	3.68	3.26	0	0	0	-3.8	0.16	0	0	4655.4	-0.05
360	219	24	1980	1.52	0	5.36	2.92	0	0	0	-3.96	0.16	0	0	4660.8	-0.03
360	220	24	1980	1.52	0	3.1	0.86	0	0	0	-1.73	0.16	0	0	4663.9	0
360	221	24	1980	3.81	0	3.66	0.26	0	0	0	-0.08	0.16	0	0	4667.5	0.07
360	222	24	1980	0	0	1.59	0.23	0	0	0	-1.7	0.16	0	0	4669.1	-0.05
360	223	24	1980	0	0	1.41	0.22	0	0	0	-1.52	0.16	0	0	4670.5	-0.05
360	224	24	1980	1.02	0	0.92	0.08	0	0	0	-0.07	0.16	0	0	4671.5	0
360	225	24	1980	0	0	0.63	0.12	0	0	0	-0.76	0.16	0	0	4672.1	-0.04
360	226	24	1980	0	0	0.31	0.11	0	0	0	-0.44	0.16	0	0	4672.4	-0.03
360	227	24	1980	3.05	0	2.58	0.05	0	0	0	0.31	0.16	0	0	4675	-0.01
360	228	24	1980	1.02	0	0.91	0.04	0	0	0	-0.02	0.16	0	0	4675.9	-0.03
360	229	24	1980	0.25	0	0.73	0.05	0	0	0	-0.59	0.16	0	0	4676.6	-0.04
360	230	24	1980	0	0	0.78	0.09	0	0	0	-0.91	0.16	0	0	4677.4	-0.03
360	231	24	1980	0.51	0	0.41	0.07	0	0	0	-0.06	0.16	0	0	4677.8	0
360	232	24	1980	0	0	0.08	0.07	0	0	0	-0.23	0.16	0	0	4677.9	-0.01
360	233	24	1980	0	0	0.2	0.07	0	0	0	-0.32	0.16	0	0	4678.1	-0.04
360	234	24	1980	0	0	0.08	0.05	0	0	0	-0.21	0.16	0	0	4678.2	-0.03

Attachment D-1
Honeywell
Wastebeds 9-15 SWSR Pre-Design Investigation
SHAW Output Data

RUN	DAY	HR	YR	PRECIP	precip INTRCP	ET	TRANSP	CANOPY chg in storage	SNOW chg in storage	RESIDUE chg in storage	SOIL chg in storage	PERC	RUNOFF	PONDED	Etcum	ERROR
360	235	24	1980	0	0	0.01	0.04	0	0	0	-0.15	0.16	0	0	4678.2	-0.02
360	236	24	1980	0	0	0.23	0.05	0	0	0	-0.37	0.16	0	0	4678.4	-0.02
360	237	24	1980	0	0	-0.12	0.03	0	0	0	-0.02	0.16	0	0	4678.3	-0.02
360	238	24	1980	0	0	0.29	0.04	0	0	0	-0.41	0.16	0	0	4678.6	-0.05
360	239	24	1980	0	0	0.07	0.03	0	0	0	-0.2	0.16	0	0	4678.7	-0.03
360	240	24	1980	0	0	-0.17	0.03	0	0	0	0.01	0.16	0	0	4678.5	-0.01
360	241	24	1980	0	0	0.04	0.02	0	0	0	-0.17	0.16	0	0	4678.5	-0.03
360	242	24	1980	0	0	0.03	0.02	0	0	0	-0.18	0.16	0	0	4678.6	-0.02
360	243	24	1980	3.05	0	2.32	0.01	0	0	0	0.58	0.16	0	0	4680.9	-0.01
360	244	24	1980	0	0	0.45	0.01	0	0	0	-0.59	0.16	0	0	4681.3	-0.02
360	245	24	1980	21.59	0	4.24	1.43	0	0	0	17.22	0.16	0	0	4685.6	-0.03
360	246	24	1980	22.35	0	3.17	0.43	0	0	0	19.1	0.16	0	0	4688.7	-0.08
360	247	24	1980	0	0	3.4	2.24	0	0	0	-3.51	0.16	0	0	4692.2	-0.05
360	248	24	1980	0	0	2.52	1.99	0	0	0	-2.65	0.16	0	0	4694.7	-0.03
360	249	24	1980	1.02	0	3.43	2.3	0	0	0	-2.57	0.16	0	0	4698.1	-0.01
360	250	24	1980	0	0	3.01	2.22	0	0	0	-3.13	0.16	0	0	4701.1	-0.04
360	251	24	1980	0	0	3.59	2.37	0	0	0	-3.71	0.16	0	0	4704.7	-0.05
360	252	24	1980	0	0	2.26	1.59	0	0	0	-2.38	0.16	0	0	4707	-0.04
360	253	24	1980	5.59	0	4.01	1.37	0	0	0	1.47	0.16	0	0	4711	-0.05
360	254	24	1980	0	0	3.35	2.22	0	0	0	-3.46	0.16	0	0	4714.3	-0.05
360	255	24	1980	0	0	4.64	3.35	0	0	0	-4.78	0.16	0	0	4719	-0.02
360	256	24	1980	0	0	2.83	1.84	0	0	0	-2.97	0.16	0	0	4721.8	-0.03
360	257	24	1980	5.33	0	4.73	1.78	0	0	0	0.45	0.16	0	0	4726.5	-0.01
360	258	24	1980	3.05	0	2.85	0.51	0	0	0	0.1	0.16	0	0	4729.4	-0.06
360	259	24	1980	0	0	3.24	1.8	0	0	0	-3.35	0.16	0	0	4732.6	-0.05
360	260	24	1980	0	0	2.58	1.32	0	0	0	-2.67	0.16	0	0	4735.2	-0.07
360	261	24	1980	6.86	0	3.56	1.26	0	0	0	3.16	0.16	0	0	4738.8	-0.03
360	262	24	1980	0	0	2.07	1.02	0	0	0	-2.2	0.16	0	0	4740.8	-0.04
360	263	24	1980	0	0	1.82	0.71	0	0	0	-1.95	0.16	0	0	4742.7	-0.03
360	264	24	1980	3.05	0	2.59	0.45	0	0	0	0.34	0.16	0	0	4745.2	-0.04
360	265	24	1980	0.25	0	0.92	0.39	0	0	0	-0.83	0.16	0	0	4746.2	0
360	266	24	1980	10.16	0	2.76	0.61	0	0	0	7.31	0.16	0	0	4748.9	-0.07
360	267	24	1980	3.3	0	2.77	0.25	0	0	0	0.43	0.16	0	0	4751.7	-0.06
360	268	24	1980	0	0	2.3	1.21	0	0	0	-2.44	0.16	0	0	4754	-0.01
360	269	24	1980	0	0	2.9	1.55	0	0	0	-3.02	0.16	0	0	4756.9	-0.05
360	270	24	1980	3.81	0	2.86	0.53	0	0	0	0.82	0.16	0	0	4759.8	-0.03
360	271	24	1980	0	0	2.33	1.08	0	0	0	-2.44	0.16	0	0	4762.1	-0.05
360	272	24	1980	0	0	1.2	0.31	0	0	0	-1.33	0.16	0	0	4763.3	-0.03
360	273	24	1980	0	0	1.21	0.25	0	0	0	-1.32	0.16	0	0	4764.5	-0.05
360	274	24	1980	0	0	1.21	0.24	0	0	0	-1.36	0.16	0	0	4765.7	-0.01
360	275	24	1980	0	0	0.7	0.15	0	0	0	-0.81	0.16	0	0	4766.4	-0.05
360	276	24	1980	1.52	0	1.01	0.04	0	0	0	0.38	0.16	0	0	4767.4	-0.03
360	277	24	1980	0	0	0.59	0.07	0	0	0	-0.72	0.16	0	0	4768	-0.03
360	278	24	1980	2.29	0	1.94	0.03	0	0	0	0.23	0.16	0	0	4770	-0.04
360	279	24	1980	0	0	0.78	0.05	0	0	0	-0.91	0.16	0	0	4770.7	-0.03
360	280	24	1980	0.51	0	0.58	0.04	0	0	0	-0.22	0.16	0	0	4771.3	-0.01
360	281	24	1980	0	0	0.19	0.04	0	0	0	-0.34	0.16	0	0	4771.5	-0.01
360	282	24	1980	0	0	0.47	0.06	0	0	0	-0.6	0.16	0	0	4772	-0.03
360	283	24	1980	0	0	0.2	0.03	0	0	0	-0.34	0.16	0	0	4772.2	-0.03
360	284	24	1980	0	0	0.36	0.05	0	0	0	-0.49	0.16	0	0	4772.5	-0.02
360	285	24	1980	0	0	-0.26	0.04	0	0	0	0.1	0.16	0	0	4772.3	0
360	286	24	1980	1.78	0	1.39	0.01	0	0	0	0.27	0.16	0	0	4773.7	-0.04
360	287	24	1980	2.03	0	1.88	0.01	0	0	0	0.02	0.16	0	0	4775.6	-0.03
360	288	24	1980	0	0	0.73	0.02	0	0	0	-0.87	0.16	0	0	4776.3	-0.02
360	289	24	1980	0	0	-0.06	0.01	0	0	0	-0.08	0.16	0	0	4776.2	-0.02
360	290	24	1980	0.25	0	-0.06	0.01	0	0	0	0.15	0.16	0	0	4776.2	0
360	291	24	1980	0.25	0	0.68	0.03	0	0	0	-0.58	0.16	0	0	4776.9	-0.01
360	292	24	1980	7.37	0	1.24	0.22	0	0	0	5.98	0.16	0	0	4778.1	-0.01
360	293	24	1980	0	0	2.02	0.26	0	0	0	-2.12	0.16	0	0	4780.1	-0.06
360	294	24	1980	1.52	0	2.07	0.05	0	0	0	-0.68	0.16	0	0	4782.2	-0.02
360	295	24	1980	1.27	0	1.62	0.02	0	0	0	-0.5	0.16	0	0	4783.8	0
360	296	24	1980	0	0	1.46	0	0	0	0	-1.6	0.16	0	0	4785.3	-0.02
360	297	24	1980	0	0	1.05	0	0	0	0	-1.19	0.16	0	0	4786.3	-0.01
360	298	24	1980	0	0	0.88	0	0	0	0	-1.02	0.16	0	0	4787.2	-0.01
360	299	24	1980	40.13	0	1.59	0.05	0	0	0	38.39	0.15	0	0	4788.8	0
360	300	24	1980	4.06	0	4.37	0.05	0	0	0	-0.45	0.15	0	0	4793.1	0
360	301	24	1980	0	0	3.35	0.05	0	0	0	-3.5	0.15	0	0	4796.5	-0.01
360	302	24	1980	2.03	0	1.39	0	0	0	0	0.5	0.15	0	0	4797.9	-0.01
360	303	24	1980	0	0	1.8	0.01	0	0	0	-1.96	0.15	0	0	4799.7	0.01
360	304	24	1980	0	0	1.54	0.01	0	0	0	-1.7	0.15	0	0	4801.2	0.01
360	305	24	1980	0	0	4.42	0	0	0	0	-4.58	0.15	0	0	4805.6	0
360	306	24	1980	1.02	0	2.88	0	0	0	0	-2.02	0.15	0	0	4808.5	0
360	307	24	1980	0	0	2.34	0	0	0	0	-2.49	0.15	0	0	4810.9	0
360	308	24	1980	0	0	2.15	0	0	0	0	-2.3	0.15	0	0	4813	0
360	309	24	1980	4.32	0	2.95	0	0	0	0	1.21	0.15	0	0	4816	0
360	310	24	1980	0.25	0	3.41	0	0	0	0	-3.3	0.15	0	0	4819.4	0
360	311	24	1980	4.06	0	1.89	0	0	0	0	2.03	0.15	0	0	4821.3	0
360	312	24	1980	8.89	0	1.36	0	0	0	0	7.38	0.15	0	0	4822.6	0
360	313	24	1980	2.03	0	2.31	0	0	0	0	-0.43	0.15	0	0	4824.9	0
360	314	24	1980	3.3	0	1.36	0	0	0	0	1.79	0.15	0	0	4826.3	0
360	315	24	1980	0.25	0	4.36	0	0	0	0	-4.26	0.15	0	0	4830.7	0
360	316	24	1980	0.51	0	3.13	0	0	0	0	-2.77	0.15	0	0	4833.8	0
360	317	24	1980	0.51	0	2.08	0	0	0	0	-1.72	0.15	0	0	4835.9	0
360	318	24	1980	0	0	1.23	0	0	0	0	-1.39	0.15	0	0	4837.1	0
360	319	24	1980	0.51	0	1.34	0	0	0	0	-0.98	0.15	0	0	4838.4	0
360	320	24	1980	0	0	1.02	0	0	0	0	-1.17	0.15	0	0	4839.5	0
360	321	24	1980	0	0	1.4	0	0	0	0	-1.55	0.15	0	0	4840.9	0
360	322	24	1980	5.84	0	0.13	0	0	5.81	0	-0.25	0.15	0	0	4841	0
360	323	24	1980	5.59	0	0.23	0	0	5.36	0	-0.15	0.15	0	0	4841.2	0
360	324	24	1980	0	0	0.16	0	0	-0.19	0	-0.13	0.15	0	0	4841.4	0
360	325	24	1980	0	0	0.1	0	0	-2.49	0	2.24	0.15	0	0	4841.5	0
360	326	24	1980	2.03	0	0.33	0	0	-3.46	0	5.01	0.15	0	0	4841.8	0
360	327	24	1980	0	0	0.02	0	0	-5.03	0	4.86	0.15	0	0	4841.8	0
360	328	24	1980	0.76	0	0.66	0	0	0	0	-0.04	0.15	0	0	4842.5	0
360	329	24	1980	17.53	0	0.64	0	0	0	0	16.74	0.15	0	0	4843.1	0
360	330	24	1980	2.29	0	0.96	0	0	0	0	1.18	0.15	0	0	4844.1	0
360	331	24	1980	0	0	1.32	0	0	0	0	-1.47	0.15	0	0	4845.4	0
360	332	24	1980	1.78	0	0.42	0	0	1.71	0	-0.5	0.15	0	0	4845.8	0
360	333	24	1980	4.57	0	-0.03	0	0	-0.7	0	0.71	0.15	4.44	0	4845.8	0
360	334	24	1980	1.02	0	0.47	0	0	-1.01	0	0.16	0.15	1.25	0	4846.3	0
360	335	24	1980	0	0	2.11	0	0	0	0	-2.26	0.15	0	0	4848.4	0
360	336	24	1980	0	0	0.86	0	0	0	0	-1.01	0.15	0	0	4849.3	0
360	337	24	1980	13.21	0	1.84	0	0	0	0	11.23	0.15	0	0	4851.1	0

Attachment D-1
Honeywell
Wastebeds 9-15 SWSR Pre-Design Investigation
SHAW Output Data

RUN	DAY	HR	YR	PRECIP	precip INTRCP	ET	TRANSP	CANOPY chg in storage	SNOW chg in storage	RESIDUE chg in storage	SOIL chg in storage	PERC	RUNOFF	PONDED	Etcum	ERROR
360	338	24	1980	9.65	0	2.67	0	0	8.93	0	-2.09	0.15	0	0	4853.8	0
360	339	24	1980	0	0	0.07	0	0	0.18	0	-0.4	0.15	0	0	4853.8	0
360	340	24	1980	0	0	0.1	0	0	0.2	0	-0.44	0.15	0	0	4853.9	0
360	341	24	1980	0	0	0.04	0	0	0.2	0	-0.39	0.14	0	0	4854	0
360	342	24	1980	7.62	0	0.02	0	0	7.71	0	-0.25	0.14	0	0	4854	0
360	343	24	1980	7.11	0	-0.57	0	0	-16.32	0	-0.1	0.14	23.96	0	4853.4	0
360	344	24	1980	2.54	0	0.15	0	0	-0.23	0	-0.33	0.14	2.81	0	4853.6	0
360	345	24	1980	0.76	0	0.41	0	0	0.59	0	-0.63	0.14	0.24	0	4854	0
360	346	24	1980	0.25	0	0.55	0	0	0.35	0	-0.79	0.14	0	0	4854.5	0
360	347	24	1980	1.52	0	0.3	0	0	1.49	0	-0.4	0.14	0	0	4854.8	0
360	348	24	1980	2.79	0	0.03	0	0	2.93	0	-0.31	0.14	0	0	4854.9	0
360	349	24	1980	5.84	0	0.3	0	0	5.72	0	-0.32	0.14	0	0	4855.2	0
360	350	24	1980	2.03	0	0.01	0	0	2.13	0	-0.25	0.14	0	0	4855.2	0
360	351	24	1980	0.76	0	-0.02	0	0	0.88	0	-0.23	0.14	0	0	4855.2	0
360	352	24	1980	0.25	0	0.02	0	0	0.35	0	-0.26	0.14	0	0	4855.2	0
360	353	24	1980	1.78	0	0.02	0	0	1.81	0	-0.2	0.14	0	0	4855.2	0
360	354	24	1980	6.1	0	0.27	0	0	5.9	0	-0.22	0.14	0	0	4855.5	0
360	355	24	1980	2.54	0	-0.07	0	0	2.69	0	-0.22	0.14	0	0	4855.4	0
360	356	24	1980	1.78	0	-0.11	0	0	1.93	0	-0.19	0.14	0	0	4855.3	0
360	357	24	1980	0.25	0	0.03	0	0	0.28	0	-0.2	0.14	0	0	4855.3	0
360	358	24	1980	0	0	0.06	0	0	-0.01	0	-0.19	0.14	0	0	4855.4	0
360	359	24	1980	6.86	0	-0.08	0	0	7.02	0	-0.22	0.14	0	0	4855.3	0
360	360	24	1980	0.51	0	-0.02	0	0	0.6	0	-0.21	0.14	0	0	4855.3	0
360	361	24	1980	0	0	0.05	0	0	0.03	0	-0.21	0.14	0	0	4855.3	0
360	362	24	1980	0	0	0.04	0	0	0.03	0	-0.2	0.14	0	0	4855.4	0
360	363	24	1980	0	0	-0.01	0	0	0.07	0	-0.2	0.14	0	0	4855.4	0
360	364	24	1980	8.89	0	-0.11	0	0	2.52	0	-0.08	0.14	6.42	0	4855.2	0
360	365	24	1980	0	0	0.14	0	0	-0.07	0	-0.21	0.14	0	0	4855.4	0
360	366	24	1980	0	0	0.02	0	0	0.09	0	-0.25	0.14	0	0	4855.4	0
360	1	24	1981	0.51	0	0.09	0	0	0.51	0	-0.23	0.14	0	0	4855.5	0
360	2	24	1981	3.81	0	-0.09	0	0	3.97	0	-0.21	0.14	0	0	4855.4	0
360	3	24	1981	1.02	0	0.05	0	0	1.02	0	-0.2	0.14	0	0	4855.5	0
360	4	24	1981	3.05	0	0.02	0	0	3.09	0	-0.2	0.14	0	0	4855.5	0
360	5	24	1981	0	0	0.01	0	0	0.04	0	-0.18	0.14	0	0	4855.5	0
360	6	24	1981	3.3	0	0.16	0	0	3.17	0	-0.17	0.14	0	0	4855.6	0
360	7	24	1981	4.06	0	0.1	0	0	3.99	0	-0.17	0.14	0	0	4855.8	0
360	8	24	1981	2.54	0	-0.08	0	0	2.65	0	-0.17	0.14	0	0	4855.7	0
360	9	24	1981	0.76	0	0	0	0	0.79	0	-0.17	0.14	0	0	4855.7	0
360	10	24	1981	2.03	0	-0.09	0	0	2.15	0	-0.17	0.14	0	0	4855.6	0
360	11	24	1981	0	0	0	0	0	0.04	0	-0.17	0.14	0	0	4855.6	0
360	12	24	1981	0	0	-0.03	0	0	0.08	0	-0.19	0.14	0	0	4855.6	0
360	13	24	1981	0	0	0.02	0	0	0.04	0	-0.19	0.14	0	0	4855.6	0
360	14	24	1981	0	0	0	0	0	0.05	0	-0.19	0.14	0	0	4855.6	0
360	15	24	1981	0	0	0	0	0	0.04	0	-0.18	0.14	0	0	4855.6	0
360	16	24	1981	2.03	0	-0.04	0	0	2.11	0	-0.17	0.13	0	0	4855.5	0
360	17	24	1981	1.27	0	-0.04	0	0	1.35	0	-0.18	0.13	0	0	4855.5	0
360	18	24	1981	1.27	0	-0.09	0	0	1.4	0	-0.17	0.13	0	0	4855.4	0
360	19	24	1981	0	0	-0.1	0	0	0.12	0	-0.15	0.13	0	0	4855.3	0
360	20	24	1981	0	0	0.01	0	0	0.02	0	-0.16	0.13	0	0	4855.3	0
360	21	24	1981	0	0	0.03	0	0	0.02	0	-0.19	0.13	0	0	4855.3	0
360	22	24	1981	3.05	0	-0.11	0	0	3.2	0	-0.18	0.13	0	0	4855.2	0
360	23	24	1981	1.52	0	0.14	0	0	1.4	0	-0.15	0.13	0	0	4855.4	0
360	24	24	1981	1.52	0	-0.04	0	0	1.59	0	-0.16	0.13	0	0	4855.3	0
360	25	24	1981	0	0	0.01	0	0	0.03	0	-0.17	0.13	0	0	4855.3	0
360	26	24	1981	0	0	-0.07	0	0	-1.09	0	0.39	0.13	0.64	0	4855.3	0
360	27	24	1981	0.51	0	-0.02	0	0	-0.62	0	0.12	0.13	0.9	0	4855.3	0
360	28	24	1981	1.02	0	0.14	0	0	0.89	0	-0.15	0.13	0	0	4855.4	0
360	29	24	1981	0	0	0.09	0	0	-0.04	0	-0.18	0.13	0	0	4855.5	0
360	30	24	1981	0.76	0	0.11	0	0	0.71	0	-0.19	0.13	0	0	4855.6	0
360	31	24	1981	0	0	0.16	0	0	-0.12	0	-0.18	0.13	0	0	4855.8	0
360	32	24	1981	6.86	0	0.47	0	0	6.42	0	-0.17	0.13	0	0	4856.2	0
360	33	24	1981	11.18	0	0.03	0	0	9.77	0	0.04	0.13	1.21	0	4856.3	0
360	34	24	1981	0	0	0.62	0	0	-0.62	0	-0.13	0.13	0	0	4856.9	0
360	35	24	1981	0	0	0.3	0	0	-0.25	0	-0.17	0.13	0	0	4857.2	0
360	36	24	1981	0.25	0	0.24	0	0	0.07	0	-0.18	0.13	0	0	4857.4	0
360	37	24	1981	1.52	0	0.02	0	0	1.54	0	-0.17	0.13	0	0	4857.4	0
360	38	24	1981	0	0	0.1	0	0	-0.08	0	-0.15	0.13	0	0	4857.5	0
360	39	24	1981	3.81	0	-0.07	0	0	3.89	0	-0.14	0.13	0	0	4857.5	0
360	40	24	1981	0	0	0.59	0	0	-0.57	0	-0.15	0.13	0	0	4858	0
360	41	24	1981	0	0	0.33	0	0	-0.31	0	-0.15	0.13	0	0	4858.4	0
360	42	24	1981	10.67	0	-0.68	0	0	-21.58	0	0.58	0.13	32.22	0	4857.7	0
360	43	24	1981	0	0	0.83	0	0	-0.78	0	-0.18	0.13	0	0	4858.5	0
360	44	24	1981	0	0	0.29	0	0	-0.24	0	-0.19	0.13	0	0	4858.8	0
360	45	24	1981	0	0	0.16	0	0	-0.72	0	-0.13	0.13	0.57	0	4859	0
360	46	24	1981	0	0	0.15	0	0	-2.52	0	-0.01	0.13	2.27	0	4859.1	0
360	47	24	1981	0.25	0	0.15	0	0	-10.84	0	0.57	0.13	10.25	0	4859.3	0
360	48	24	1981	0	0	-0.41	0	0	-22.28	0	4.22	0.13	18.34	0	4858.9	0
360	49	24	1981	0	0	-0.34	0	0	-20.37	0	12.42	0.13	8.15	0	4858.5	0
360	50	24	1981	1.78	0	-0.32	0	0	-11.13	0	10.03	0.13	3.07	0	4858.2	0
360	51	24	1981	12.95	0	0.78	0	0	0	0	12.05	0.13	0	0	4859	0
360	52	24	1981	0	0	1.17	0	0	0	0	-1.3	0.13	0	0	4860.1	0
360	53	24	1981	0	0	2.72	0	0	0	0	-2.85	0.13	0	0	4862.9	0
360	54	24	1981	13.21	0	3.1	0	0	0	0	9.98	0.13	0	0	4866	0
360	55	24	1981	0	0	1.81	0	0	0	0	-1.94	0.13	0	0	4867.8	0
360	56	24	1981	2.03	0	3.16	0	0	0	0	-1.25	0.13	0	0	4870.9	0
360	57	24	1981	2.03	0	2.21	0	0	0	0	-0.3	0.13	0	0	4873.2	0
360	58	24	1981	0	0	2.82	0	0	0	0	-2.95	0.13	0	0	4876	0
360	59	24	1981	2.54	0	2.36	0	0	0	0	-2.49	0.13	2.54	0	4878.3	0
360	60	24	1981	0	0	2.63	0	0	0	0	-2.76	0.13	0	0	4881	0
360	61	24	1981	0	0	2.63	0	0	0	0	-2.76	0.13	0	0	4883.6	0
360	62	24	1981	3.05	0	1.36	0	0	3.04	0	-1.48	0.13	0	0	4884.9	0
360	63	24	1981	0.25	0	0.21	0	0	0.3	0	-0.38	0.13	0	0	4885.2	0
360	64	24	1981	0	0	0.31	0	0	-0.76	0	-0.39	0.13	0.71	0	4885.5	0
360	65	24	1981	0	0	0.78	0	0	-0.41	0	-0.49	0.12	0	0	4886.2	0
360	66	24	1981	1.52	0	0.16	0	0	1.04	0	-0.25	0.12	0.45	0	4886.4	0
360	67	24	1981	0.25	0	-0.07	0	0	-3.21	0	0.03	0.12	3.39	0	4886.3	0
360	68	24	1981	0	0	2.27	0	0	0	0	-2.39	0.12	0	0	4888.6	0
360	69	24	1981	0	0	2.11	0	0	0	0	-2.23	0.12	0	0	4890.7	0
360	70	24	1981	0.51	0	2.64	0	0	0	0	-2.25	0.12	0	0	4893.4	0
360	71	24	1981	1.27	0	2.3	0	0	0	0	-1.16	0.12	0	0	4895.7	0
360	72	24	1981	0.25	0	2.47	0	0	0	0	-2.34	0.12	0	0	4898.1	0
360	73	24	1981	0.25	0	4.07	0	0	0	0	-4.19	0.12	0	0.25	4902.2	0
360	74	24	1981	0	0	4.31	0	0	0	0	-4.18	0.12	0	0	4906.5	0

Attachment D-1
Honeywell
Wastebeds 9-15 SWSR Pre-Design Investigation
SHAW Output Data

RUN	DAY	HR	YR	PRECIP	precip INTRCP	ET	TRANSP	CANOPY chg in storage	SNOW chg in storage	RESIDUE chg in storage	SOIL chg in storage	PERC	RUNOFF	PONDED	Etcum	ERROR
360	75	24	1981	0.25	0	4.37	0	0	0	0	-4.24	0.12	0	0	4910.9	0
360	76	24	1981	2.03	0	1.17	0	0	1.48	0	-0.74	0.12	0	0	4912	0
360	77	24	1981	1.02	0	0.54	0	0	0.86	0	-0.52	0.12	0	0	4912.6	0
360	78	24	1981	1.52	0	0.19	0	0	1.55	0	-0.34	0.12	0	0	4912.8	0
360	79	24	1981	1.27	0	0.12	0	0	1.32	0	-0.3	0.12	0	0	4912.9	0
360	80	24	1981	0	0	0.24	0	0	-0.25	0	-0.11	0.12	0	0	4913.1	0
360	81	24	1981	0	0	0.09	0	0	-4.36	0	4.15	0.12	0	0	4913.2	0
360	82	24	1981	0	0	1.35	0	0	-0.61	0	-0.87	0.12	0	0	4914.6	0
360	83	24	1981	0.25	0	2.62	0	0	0	0	-2.48	0.12	0	0	4917.2	0
360	84	24	1981	0	0	2.47	0	0	0	0	-2.59	0.12	0	0	4919.7	0
360	85	24	1981	0	0	2.42	0	0	0	0	-2.54	0.12	0	0	4922.1	0
360	86	24	1981	2.54	0	3.19	0	0	0	0	-0.77	0.12	0	0	4925.3	0
360	87	24	1981	0	0	4.28	0	0	0	0	-4.4	0.12	0	0	4929.6	0
360	88	24	1981	0	0	7.15	0	0	0	0	-7.27	0.12	0	0	4936.7	0
360	89	24	1981	9.4	0	4.65	0	0	0	0	4.63	0.12	0	0	4941.4	0
360	90	24	1981	0	0	4.72	0	0	0	0	-4.84	0.12	0	0	4946.1	0
360	91	24	1981	10.16	0	4.89	0	0	0	0	5.15	0.12	0	0	4951	0
360	92	24	1981	0	0	6.38	0.03	0	0	0	-6.52	0.12	0	0	4957.3	0.01
360	93	24	1981	0	0	3.07	0.12	0	0	0	-3.19	0.12	0	0	4960.4	0
360	94	24	1981	0	0	0.9	0.35	0	0	0	-1.04	0.12	0	0	4961.3	0.01
360	95	24	1981	0.76	0	0.74	0.26	0	0	0	-0.1	0.12	0	0	4962	0.01
360	96	24	1981	0	0	0.81	0.2	0	0	0	-0.93	0.12	0	0	4962.9	0
360	97	24	1981	0	0	1.05	0.52	0	0	0	-1.18	0.12	0	0	4963.9	0.01
360	98	24	1981	0	0	1.14	1.1	0	0	0	-1.27	0.12	0	0	4965.1	0.01
360	99	24	1981	3.05	0	3.21	0.54	0	0	0	-0.3	0.12	0	0	4968.3	0.02
360	100	24	1981	0	0	1.51	0.9	0	0	0	-1.63	0.12	0	0	4969.8	0
360	101	24	1981	0	0	0.33	0.78	0	0	0	-0.46	0.12	0	0	4970.1	0
360	102	24	1981	0	0	0.92	0.59	0	0	0	-1.04	0.12	0	0	4971	0
360	103	24	1981	0	0	1.2	0.96	0	0	0	-1.31	0.12	0	0	4972.2	0
360	104	24	1981	6.1	0	5.04	0.49	0	0	0	0.93	0.12	0	0	4977.3	0.01
360	105	24	1981	0	0	1.83	0	0	0	0	-1.94	0.12	0	0	4979.1	-0.01
360	106	24	1981	0	0	1.36	1.27	0	0	0	-1.48	0.12	0	0	4980.5	0
360	107	24	1981	5.59	0	2.08	0.44	0	0	0	3.39	0.12	0	0	4982.5	0
360	108	24	1981	2.54	0	4.15	0.53	0	0	0	-1.72	0.12	0	0	4986.7	-0.01
360	109	24	1981	0	0	3.5	0.81	0	0	0	-3.61	0.12	0	0	4990.2	0
360	110	24	1981	2.03	0	2.16	0.31	0	0	0	-0.25	0.12	0	0	4992.4	0
360	111	24	1981	0	0	0.74	0	0	0	0	-0.85	0.12	0	0	4993.1	-0.01
360	112	24	1981	0	0	1.28	1.2	0	0	0	-1.39	0.12	0	0	4994.4	-0.01
360	113	24	1981	11.94	0	3.84	0.65	0	0	0	7.98	0.12	0	0	4998.2	0
360	114	24	1981	2.29	0	3.87	0.45	0	0	0	-1.68	0.12	0	0	5002.1	-0.01
360	115	24	1981	1.78	0	3.92	0.32	0	0	0	-2.24	0.12	0	0	5006	-0.02
360	116	24	1981	0	0	3.39	1.09	0	0	0	-3.49	0.12	0	0	5009.4	-0.01
360	117	24	1981	0	0	2.8	1.25	0	0	0	-2.91	0.12	0	0	5012.2	-0.01
360	118	24	1981	0.51	0	3.52	1.62	0	0	0	-3.12	0.12	0	0	5015.7	0
360	119	24	1981	5.08	0	4.33	1.05	0	0	0	0.64	0.12	0	0	5020	-0.01
360	120	24	1981	0	0	3.74	1.88	0	0	0	-3.84	0.12	0	0	5023.8	-0.01
360	121	24	1981	0	0	2.18	1.99	0	0	0	-2.29	0.12	0	0	5026	-0.01
360	122	24	1981	0	0	1.87	1.74	0	0	0	-1.97	0.12	0	0	5027.8	-0.01
360	123	24	1981	0	0	1.69	1.46	0	0	0	-1.79	0.12	0	0	5029.5	-0.01
360	124	24	1981	0	0	1.29	1.13	0	0	0	-1.4	0.12	0	0	5030.8	-0.01
360	125	24	1981	0	0	0.43	0.71	0	0	0	-0.55	0.11	0	0	5031.2	0
360	126	24	1981	2.79	0	2.19	0.24	0	0	0	0.49	0.11	0	0	5033.4	-0.01
360	127	24	1981	0	0	1.21	0.28	0	0	0	-1.31	0.11	0	0	5034.6	-0.01
360	128	24	1981	0	0	0.28	0.33	0	0	0	-0.39	0.11	0	0	5034.9	0
360	129	24	1981	0	0	0.59	0.4	0	0	0	-0.69	0.11	0	0	5035.5	-0.01
360	130	24	1981	0	0	0.41	0.51	0	0	0	-0.52	0.11	0	0	5035.9	0
360	131	24	1981	4.32	0	3.77	0.33	0	0	0	0.42	0.11	0	0	5039.7	0.01
360	132	24	1981	6.6	0	2.84	0.52	0	0	0	3.68	0.11	0	0	5042.5	-0.02
360	133	24	1981	0	0	3.73	0.38	0	0	0	-3.81	0.11	0	0	5046.3	-0.03
360	134	24	1981	1.27	0	2.88	0.34	0	0	0	-1.72	0.11	0	0	5049.1	-0.01
360	135	24	1981	11.94	0	4.68	1.5	0	0	0	7.15	0.11	0	0	5053.8	-0.01
360	136	24	1981	25.4	0	3.96	0.7	0	0	0	21.35	0.11	0	0	5057.8	-0.03
360	137	24	1981	0	0	4.85	2.01	0	0	0	-4.94	0.11	0	0	5062.6	-0.02
360	138	24	1981	0	0	4.57	2.08	0	0	0	-4.67	0.11	0	0	5067.2	-0.01
360	139	24	1981	0	0	3.34	1.98	0	0	0	-3.46	0.11	0	0	5070.5	0.01
360	140	24	1981	0	0	4.39	2.71	0	0	0	-4.5	0.11	0	0	5074.9	0
360	141	24	1981	0	0	5.58	3.35	0	0	0	-5.7	0.11	0	0	5080.5	0.01
360	142	24	1981	0	0	2.55	1.91	0	0	0	-2.66	0.11	0	0	5083.1	-0.01
360	143	24	1981	0	0	2.12	1.37	0	0	0	-2.21	0.11	0	0	5085.2	-0.03
360	144	24	1981	0	0	1.41	0.85	0	0	0	-1.51	0.11	0	0	5086.6	-0.01
360	145	24	1981	3.56	0	2.71	0.48	0	0	0	0.71	0.11	0	0	5089.3	0.02
360	146	24	1981	0	0	2.17	0.56	0	0	0	-2.26	0.11	0	0	5091.5	-0.02
360	147	24	1981	0	0	0.53	0.44	0	0	0	-0.64	0.11	0	0	5092	-0.01
360	148	24	1981	0	0	0.43	0.41	0	0	0	-0.53	0.11	0	0	5092.4	-0.01
360	149	24	1981	2.03	0	2.08	0.36	0	0	0	-0.14	0.11	0	0	5094.5	-0.02
360	150	24	1981	3.81	0	2.95	0.29	0	0	0	0.77	0.11	0	0	5097.5	-0.02
360	151	24	1981	4.57	0	3.44	0.29	0	0	0	1.05	0.11	0	0	5100.9	-0.02
360	152	24	1981	0	0	1.79	0.4	0	0	0	-1.88	0.11	0	0	5102.7	-0.02
360	153	24	1981	0	0	2.03	0.41	0	0	0	-2.12	0.11	0	0	5104.7	-0.02
360	154	24	1981	0.51	0	0.64	0.37	0	0	0	-0.25	0.11	0	0	5105.4	0.01
360	155	24	1981	0.51	0	0.95	0.39	0	0	0	-0.55	0.11	0	0	5106.3	0
360	156	24	1981	0	0	0.4	0.36	0	0	0	-0.49	0.11	0	0	5106.7	-0.02
360	157	24	1981	0	0	0.51	0.37	0	0	0	-0.6	0.11	0	0	5107.2	-0.02
360	158	24	1981	0	0	0.67	0.32	0	0	0	-0.76	0.11	0	0	5107.9	-0.02
360	159	24	1981	0	0	0.45	0.36	0	0	0	-0.54	0.11	0	0	5108.3	-0.01
360	160	24	1981	10.41	0	6.28	2.24	0	0	0	4.03	0.11	0	0	5114.6	-0.01
360	161	24	1981	4.06	0	4.16	0.81	0	0	0	-0.18	0.11	0	0	5118.8	-0.03
360	162	24	1981	0	0	2.69	0.31	0	0	0	-2.77	0.11	0	0	5121.5	-0.03
360	163	24	1981	3.05	0	2.85	0.11	0	0	0	0.06	0.11	0	0	5124.3	0.02
360	164	24	1981	0	0	0.89	0.17	0	0	0	-0.99	0.11	0	0	5125.2	-0.01
360	165	24	1981	6.6	0	4.51	0.68	0	0	0	1.98	0.11	0	0	5129.7	0.01
360	166	24	1981	0	0	0.93	0.23	0	0	0	-1.01	0.11	0	0	5130.6	-0.03
360	167	24	1981	7.11	0	3.99	1.25	0	0	0	3.08	0.11	0	0	5134.6	-0.06
360	168	24	1981	0	0	2.8	0.93	0	0	0	-2.87	0.11	0	0	5137.4	-0.03
360	169	24	1981	0	0	2.03	0.19	0	0	0	-2.1	0.11	0	0	5139.5	-0.04
360	170	24	1981	0	0	1.07	0.18	0	0	0	-1.17	0.11	0	0	5140.5	-0.01
360	171	24	1981	0	0	0.14	0.1	0	0	0	-0.23	0.11	0	0	5140.7	-0.02
360	172	24	1981	10.92	0	3.18	0.55	0	0	0	7.64	0.11	0	0	5143.8	-0.01
360	173	24	1981	2.79	0	5.85	2.8	0	0	0	-3.12	0.11	0	0	5149.7	-0.04
360	174	24	1981	0.25	0	2.53	0.63	0	0	0	-2.35	0.11	0	0	5152.2	-0.03
360	175	24	1981	0	0	1.79	0.1	0	0	0	-1.89	0.11	0	0	5154	-0.01
360	176	24	1981	1.27	0	1.48	0.07	0	0	0	-0.3	0.11	0	0	5155.5	-0.03
360	177	24	1981	0.51	0	0.88	0.03	0	0	0	-0.45	0.11	0	0	5156.4	-0.03

Attachment D-1
Honeywell
Wastebeds 9-15 SWSR Pre-Design Investigation
SHAW Output Data

RUN	DAY	HR	YR	PRECIP	precip INTRCP	ET	TRANSP	CANOPY chg in storage	SNOW chg in storage	RESIDUE chg in storage	SOIL chg in storage	PERC	RUNOFF	PONDED	Etcum	ERROR
360	178	24	1981	0	0	0.62	0.09	0	0	0	-0.7	0.11	0	0	5157	-0.03
360	179	24	1981	0	0	0.39	0.1	0	0	0	-0.47	0.11	0	0	5157.4	-0.03
360	180	24	1981	0	0	-0.28	0.06	0	0	0	0.18	0.11	0	0	5157.1	-0.01
360	181	24	1981	0	0	0.2	0.09	0	0	0	-0.31	0.11	0	0	5157.3	0
360	182	24	1981	0	0	0.12	0.07	0	0	0	-0.19	0.11	0	0	5157.4	-0.03
360	183	24	1981	0	0	0.01	0.05	0	0	0	-0.11	0.11	0	0	5157.4	0
360	184	24	1981	0	0	0.03	0.04	0	0	0	-0.12	0.11	0	0	5157.5	-0.02
360	185	24	1981	0	0	0.13	0.04	0	0	0	-0.23	0.11	0	0	5157.6	-0.01
360	186	24	1981	2.03	0	2.13	0.04	0	0	0	-0.17	0.11	0	0	5159.7	-0.04
360	187	24	1981	0	0	0.23	0.04	0	0	0	-0.29	0.11	0	0	5159.9	-0.04
360	188	24	1981	0	0	0	0.04	0	0	0	-0.09	0.11	0	0	5159.9	-0.01
360	189	24	1981	0	0	0.05	0.04	0	0	0	-0.16	0.11	0	0	5160	0
360	190	24	1981	0	0	-0.01	0.04	0	0	0	-0.1	0.11	0	0	5160	0
360	191	24	1981	0	0	0.35	0.03	0	0	0	-0.41	0.11	0	0	5160.3	-0.04
360	192	24	1981	0	0	0.05	0.02	0	0	0	-0.13	0.11	0	0	5160.4	-0.03
360	193	24	1981	0	0	0.32	0.03	0	0	0	-0.42	0.11	0	0	5160.7	-0.01
360	194	24	1981	0.76	0	0.58	0.02	0	0	0	0.07	0.11	0	0	5161.3	0
360	195	24	1981	0	0	-0.04	0.01	0	0	0	-0.03	0.11	0	0	5161.3	-0.03
360	196	24	1981	0	0	0.22	0.01	0	0	0	-0.3	0.11	0	0	5161.5	-0.03
360	197	24	1981	0	0	0.21	0.02	0	0	0	-0.29	0.11	0	0	5161.7	-0.03
360	198	24	1981	0	0	0.02	0.01	0	0	0	-0.11	0.11	0	0	5161.7	-0.02
360	199	24	1981	2.79	0	2.44	0.01	0	0	0	0.26	0.11	0	0	5164.2	-0.01
360	200	24	1981	0	0	0.01	0.01	0	0	0	-0.11	0.11	0	0	5164.2	-0.01
360	201	24	1981	25.15	0	4.84	1.29	0	0	0	20.22	0.11	0	0	5169	-0.02
360	202	24	1981	10.92	0	6.98	2.57	0	0	0	3.91	0.11	0	0	5176	-0.08
360	203	24	1981	0	0	7.16	5.11	0	0	0	-7.18	0.11	0	0	5183.1	-0.08
360	204	24	1981	0	0	5.72	4.52	0	0	0	-5.79	0.11	0	0	5188.9	-0.03
360	205	24	1981	0	0	4.9	3.61	0	0	0	-4.98	0.11	0	0	5193.8	-0.02
360	206	24	1981	0	0	2.16	0.92	0	0	0	-2.24	0.11	0	0	5195.9	-0.02
360	207	24	1981	11.43	0	5.72	1.93	0	0	0	5.6	0.1	0	0	5201.6	0
360	208	24	1981	0	0	4.24	3.05	0	0	0	-4.29	0.1	0	0	5205.9	-0.06
360	209	24	1981	14.99	0	3.99	0.48	0	0	0	10.92	0.1	0	0	5209.9	-0.03
360	210	24	1981	0	0	5.69	4.15	0	0	0	-5.75	0.1	0	0	5215.5	-0.04
360	211	24	1981	0	0	4.29	3.45	0	0	0	-4.35	0.1	0	0	5219.8	-0.05
360	212	24	1981	0	0	1.62	1	0	0	0	-1.68	0.1	0	0	5221.5	-0.04
360	213	24	1981	0	0	1.49	0.5	0	0	0	-1.55	0.1	0	0	5223	-0.04
360	214	24	1981	0	0	0.67	0.21	0	0	0	-0.78	0.1	0	0	5223.6	0
360	215	24	1981	0	0	1.18	0.2	0	0	0	-1.26	0.1	0	0	5224.8	-0.02
360	216	24	1981	0	0	0.4	0.11	0	0	0	-0.47	0.1	0	0	5225.2	-0.03
360	217	24	1981	2.79	0	2.22	0.02	0	0	0	0.5	0.1	0	0	5227.4	-0.03
360	218	24	1981	0	0	0.93	0.09	0	0	0	-0.98	0.1	0	0	5228.4	-0.05
360	219	24	1981	0	0	0.56	0.09	0	0	0	-0.62	0.1	0	0	5228.9	-0.04
360	220	24	1981	6.86	0	3.1	0.39	0	0	0	3.64	0.1	0	0	5232	0.01
360	221	24	1981	4.06	0	3.59	0.36	0	0	0	0.41	0.1	0	0	5235.6	-0.04
360	222	24	1981	0	0	1.37	0.58	0	0	0	-1.42	0.1	0	0	5237	-0.06
360	223	24	1981	18.03	0	4.58	1.1	0	0	0	13.37	0.1	0	0	5241.6	-0.02
360	224	24	1981	0	0	4.36	3.3	0	0	0	-4.4	0.1	0	0	5245.9	-0.06
360	225	24	1981	0	0	3.5	2.76	0	0	0	-3.56	0.1	0	0	5249.4	-0.05
360	226	24	1981	0	0	3.32	2.37	0	0	0	-3.39	0.1	0	0	5252.7	-0.04
360	227	24	1981	16.51	0	5.11	1.36	0	0	0	11.31	0.1	0	0	5257.9	-0.02
360	228	24	1981	2.03	0	5.35	2.17	0	0	0	-3.37	0.1	0	0	5263.2	-0.05
360	229	24	1981	0	0	5.19	3.67	0	0	0	-5.25	0.1	0	0	5268.4	-0.04
360	230	24	1981	0	0	3.15	2	0	0	0	-3.23	0.1	0	0	5271.6	-0.03
360	231	24	1981	0	0	1.66	0.64	0	0	0	-1.72	0.1	0	0	5273.2	-0.05
360	232	24	1981	0	0	1.15	0.32	0	0	0	-1.22	0.1	0	0	5274.4	-0.03
360	233	24	1981	0	0	0.63	0.21	0	0	0	-0.71	0.1	0	0	5275	-0.03
360	234	24	1981	0	0	0.85	0.17	0	0	0	-0.92	0.1	0	0	5275.8	-0.03
360	235	24	1981	0	0	0.29	0.11	0	0	0	-0.36	0.1	0	0	5276.1	-0.03
360	236	24	1981	16.51	0	4.96	1.54	0	0	0	11.46	0.1	0	0	5281.1	-0.01
360	237	24	1981	0	0	3.18	2.34	0	0	0	-3.23	0.1	0	0	5284.3	-0.04
360	238	24	1981	0	0	4.13	2.97	0	0	0	-4.18	0.1	0	0	5288.4	-0.05
360	239	24	1981	0	0	1.44	0.41	0	0	0	-1.53	0.1	0	0	5289.8	-0.01
360	240	24	1981	0	0	1.09	0.17	0	0	0	-1.15	0.1	0	0	5290.9	-0.04
360	241	24	1981	0	0	1.13	0.13	0	0	0	-1.22	0.1	0	0	5292.1	-0.01
360	242	24	1981	0	0	0.57	0.1	0	0	0	-0.64	0.1	0	0	5292.6	-0.03
360	243	24	1981	0	0	0.04	0.07	0	0	0	-0.14	0.1	0	0	5292.7	-0.01
360	244	24	1981	0	0	0.21	0.07	0	0	0	-0.28	0.1	0	0	5292.9	-0.02
360	245	24	1981	14.99	0	3.18	0.47	0	0	0	11.73	0.1	0	0	5296.1	-0.02
360	246	24	1981	6.35	0	3.81	0.62	0	0	0	2.46	0.1	0	0	5299.9	-0.02
360	247	24	1981	12.7	0	3.45	0.46	0	0	0	9.19	0.1	0	0	5303.3	-0.04
360	248	24	1981	5.08	0	4.38	1.15	0	0	0	0.62	0.1	0	0	5307.7	-0.02
360	249	24	1981	6.86	0	3.97	1.04	0	0	0	2.8	0.1	0	0	5311.7	-0.01
360	250	24	1981	0	0	3.7	2.82	0	0	0	-3.77	0.1	0	0	5315.4	-0.03
360	251	24	1981	11.94	0	5.27	1.75	0	0	0	6.62	0.1	0	0	5320.6	-0.05
360	252	24	1981	1.02	0	4.35	1.8	0	0	0	-3.39	0.1	0	0	5325	-0.05
360	253	24	1981	1.52	0	4.96	2.59	0	0	0	-3.48	0.1	0	0	5329.9	-0.05
360	254	24	1981	0	0	3.79	2.82	0	0	0	-3.88	0.1	0	0	5333.7	-0.02
360	255	24	1981	1.02	0	4.19	2.38	0	0	0	-3.25	0.1	0	0	5337.9	-0.03
360	256	24	1981	0	0	4.08	2.86	0	0	0	-4.13	0.1	0	0	5342	-0.05
360	257	24	1981	18.29	0	4.32	1.59	0	0	0	13.9	0.1	0	0	5346.3	-0.03
360	258	24	1981	0	0	2.26	1.42	0	0	0	-2.31	0.1	0	0	5348.6	-0.05
360	259	24	1981	0	0	2.88	1.8	0	0	0	-2.94	0.1	0	0	5351.5	-0.04
360	260	24	1981	9.91	0	3.38	0.8	0	0	0	6.45	0.1	0	0	5354.8	-0.02
360	261	24	1981	0	0	2.13	1.41	0	0	0	-2.21	0.1	0	0	5357	-0.02
360	262	24	1981	0.25	0	3.42	1.85	0	0	0	-3.2	0.1	0	0	5360.4	-0.06
360	263	24	1981	0.25	0	3.06	1.57	0	0	0	-2.85	0.1	0	0	5363.5	-0.05
360	264	24	1981	15.24	0	3.4	0.8	0	0	0	11.8	0.1	0	0	5366.8	-0.05
360	265	24	1981	19.81	0.5	1.71	0.09	0	0	0	17.53	0.1	0	0	5368.6	-0.02
360	266	24	1981	9.65	0.86	1.2	0	0	0	0	8	0.1	0	0	5369.8	-0.01
360	267	24	1981	1.02	0	3.12	0.73	0	0	0	-1.31	0.1	0	0	5372.9	-0.04
360	268	24	1981	0	0	2.85	1.87	0	0	0	-2.92	0.1	0	0	5375.7	-0.02
360	269	24	1981	0.51	0	2.36	1.31	0	0	0	-1.93	0.1	0	0	5378.1	-0.02
360	270	24	1981	4.06	0	3.14	1.25	0	0	0	0.83	0.1	0	0	5381.2	0
360	271	24	1981	1.27	0	3.56	1.09	0	0	0	-2.32	0.1	0	0	5384.8	-0.06
360	272	24	1981	0	0	2.88	1.2	0	0	0	-2.92	0.1	0	0	5387.7	-0.06
360	273	24	1981	0	0	2.36	1.03	0	0	0	-2.41	0.1	0	0	5390	-0.04
360	274	24	1981	4.83	0	2.43	0.38	0	0	0	2.31	0.1	0	0	5392.5	-0.01
360	275	24	1981	6.35	0	2.53	0.43	0	0	0	3.74	0.1	0	0	5395	-0.02
360	276	24	1981	5.33	0	2.46	0.2	0	0	0	2.83	0.1	0	0	5397.4	-0.06
360	277	24	1981	0	0	2.46	1.02	0	0	0	-2.5	0.1	0	0	5399.9	-0.05
360	278	24	1981	0	0	1.71	0.94	0	0	0	-1.8	0.1	0	0	5401.6	-0.01
360	279	24	1981	15.49	0	3.3	1.02	0	0	0	12.15	0.1	0	0	5404.9	-0.05
360	280	24	1981	13.21	0	2.52	0.18	0	0	0	10.65	0.1	0	0	5407.4	-0.05

Attachment D-1
Honeywell
Wastebeds 9-15 SWSR Pre-Design Investigation
SHAW Output Data

RUN	DAY	HR	YR	PRECIP	precip INTRCP	ET	TRANSP	CANOPY chg in storage	SNOW chg in storage	RESIDUE chg in storage	SOIL chg in storage	PERC	RUNOFF	PONDED	Etcum	ERROR
360	281	24	1981	10.67	0	2.9	0.48	0	0	0	7.72	0.1	0	0	5410.3	-0.05
360	282	24	1981	0	0	1.74	0.48	0	0	0	-1.79	0.1	0	0	5412.1	-0.04
360	283	24	1981	0	0	1.67	0.73	0	0	0	-1.76	0.1	0	0	5413.7	-0.01
360	284	24	1981	0	0	1.17	0.48	0	0	0	-1.23	0.1	0	0	5414.9	-0.03
360	285	24	1981	0	0	1.39	0.53	0	0	0	-1.46	0.1	0	0	5416.3	-0.03
360	286	24	1981	0	0	0.96	0.46	0	0	0	-1.04	0.1	0	0	5417.3	-0.01
360	287	24	1981	0	0	1.44	0.68	0	0	0	-1.52	0.09	0	0	5418.7	-0.02
360	288	24	1981	0	0	1.33	0.57	0	0	0	-1.4	0.09	0	0	5420	-0.03
360	289	24	1981	0	0	1.5	0.28	0	0	0	-1.56	0.09	0	0	5421.5	-0.04
360	290	24	1981	0	0	1.21	0.37	0	0	0	-1.28	0.09	0	0	5422.7	-0.03
360	291	24	1981	3.56	0	2.43	0.31	0	0	0	1.08	0.09	0	0	5425.2	-0.04
360	292	24	1981	1.52	0	3.15	0.26	0	0	0	-1.68	0.09	0	0	5428.3	-0.04
360	293	24	1981	0	0	3.25	0.6	0	0	0	-3.3	0.09	0	0	5431.6	-0.04
360	294	24	1981	0	0	1.31	0.29	0	0	0	-1.4	0.09	0	0	5432.9	0
360	295	24	1981	0	0	1.03	0.16	0	0	0	-1.1	0.09	0	0	5433.9	-0.02
360	296	24	1981	9.65	0.05	1.22	0	0	0	0	8.3	0.09	0	0	5435.1	-0.01
360	297	24	1981	0.76	0	2.18	0.11	0	0	0	-1.44	0.09	0	0	5437.3	-0.01
360	298	24	1981	0.25	0	1.9	0.16	0	0	0	-1.73	0.09	0	0	5439.2	-0.01
360	299	24	1981	14.22	0	1.32	0.06	0	0	0	12.8	0.09	0	0	5440.5	0.02
360	300	24	1981	42.67	0	1.11	0.06	0	0	0	41.48	0.09	0	0	5441.6	-0.01
360	301	24	1981	40.64	0	2.87	0.06	0	0	0	37.68	0.09	0	0	5444.5	0
360	302	24	1981	0	0	2.12	0.04	0	0	0	-2.21	0.09	0	0	5446.6	0
360	303	24	1981	0	0	2.29	0.03	0	0	0	-2.38	0.09	0	0	5448.9	0
360	304	24	1981	0	0	1.53	0.02	0	0	0	-1.61	0.09	0	0	5450.4	-0.01
360	305	24	1981	0	0	0.7	0	0	0	0	-0.79	0.09	0	0	5451.1	0
360	306	24	1981	0	0	2.14	0	0	0	0	-2.23	0.09	0	0	5453.3	0
360	307	24	1981	0	0	1.76	0	0	0	0	-1.85	0.09	0	0	5455	0
360	308	24	1981	0	0	1.1	0	0	0	0	-1.19	0.09	0	0	5456.1	0
360	309	24	1981	1.52	0	1.11	0	0	0	0	0.32	0.09	0	0	5457.2	0
360	310	24	1981	10.67	0	1.32	0	0	0	0	9.26	0.09	0	0	5458.6	0
360	311	24	1981	5.59	0	2.6	0	0	0	0	2.89	0.09	0	0	5461.2	0
360	312	24	1981	0	0	1.16	0	0	0	0	-1.25	0.09	0	0	5462.3	0
360	313	24	1981	0	0	1.79	0	0	0	0	-1.88	0.09	0	0	5464.1	0
360	314	24	1981	0	0	1.46	0	0	0	0	-1.55	0.09	0	0	5465.6	0
360	315	24	1981	0	0	1.26	0	0	0	0	-1.35	0.09	0	0	5466.8	0
360	316	24	1981	0	0	1.93	0	0	0	0	-2.02	0.09	0	0	5468.8	0
360	317	24	1981	0	0	0.57	0	0	0	0	-0.66	0.09	0	0	5469.3	0
360	318	24	1981	0	0	0.19	0	0	0	0	-0.28	0.09	0	0	5469.5	0
360	319	24	1981	4.06	0	0.45	0	0	0	0	3.52	0.09	0	0	5470	0
360	320	24	1981	7.37	0	0.54	0	0	0	0	6.73	0.09	0	0	5470.5	0
360	321	24	1981	1.78	0	0.6	0	0	0	0	1.09	0.09	0	0	5471.1	0
360	322	24	1981	3.81	0	0.71	0	0	0	0	3.01	0.09	0	0	5471.8	0
360	323	24	1981	1.27	0	1.11	0	0	0	0	0.07	0.09	0	0	5472.9	0
360	324	24	1981	17.53	0	0.79	0	0	0	0	16.65	0.09	0	0	5473.7	0
360	325	24	1981	5.84	0	1.08	0	0	0	0	4.67	0.09	0	0	5474.8	0
360	326	24	1981	5.59	0	0.47	0	0	5.28	0	-0.25	0.09	0	0	5475.3	0
360	327	24	1981	5.84	0	0.07	0	0	4.34	0	1.33	0.09	0	0	5475.4	0
360	328	24	1981	0.76	0	0.05	0	0	0.01	0	0.61	0.09	0	0	5475.4	0
360	329	24	1981	0	0	0.12	0	0	0.09	0	-0.3	0.09	0	0	5475.5	0
360	330	24	1981	0.76	0	0.13	0	0	0.7	0	-0.15	0.09	0	0	5475.7	0
360	331	24	1981	3.3	0	-0.05	0	0	-10.43	0	13.7	0.09	0	0	5475.6	0
360	332	24	1981	2.79	0	2.04	0	0	0	0	0.67	0.09	0	0	5477.7	-0.01
360	333	24	1981	0	0	2.95	0	0	0	0	-3.03	0.09	0	0	5480.6	0
360	334	24	1981	0	0	1.28	0	0	0	0	-1.37	0.09	0	0	5481.9	0
360	335	24	1981	5.59	0	0.18	0	0	4.33	0	-0.16	0.09	1.14	0	5482.1	0
360	336	24	1981	0	0	-0.5	0	0	-4.33	0	0.41	0.09	4.34	0	5481.6	0
360	337	24	1981	1.52	0	0.56	0	0	0	0	0.88	0.09	0	0	5482.1	0
360	338	24	1981	0	0	0.53	0	0	0	0	-0.62	0.09	0	0	5482.7	0
360	339	24	1981	0.51	0	0.7	0	0	0	0	-0.28	0.09	0	0	5483.4	0
360	340	24	1981	1.02	0	1.63	0	0	0.92	0	-1.62	0.09	0	0	5485	0
360	341	24	1981	0	0	0	0	0	0.44	0	-0.52	0.09	0	0	5485	0
360	342	24	1981	9.91	0	-0.14	0	0	10.29	0	-0.33	0.09	0	0	5484.9	0
360	343	24	1981	11.68	0	-0.24	0	0	12.03	0	-0.19	0.09	0	0	5484.6	0
360	344	24	1981	3.3	0	0.01	0	0	3.36	0	-0.15	0.09	0	0	5484.6	0
360	345	24	1981	2.79	0	-0.1	0	0	2.95	0	-0.14	0.09	0	0	5484.5	0
360	346	24	1981	0	0	0.07	0	0	-0.02	0	-0.13	0.09	0	0	5484.6	0
360	347	24	1981	0	0	-0.08	0	0	0.15	0	-0.15	0.08	0	0	5484.5	0
360	348	24	1981	0	0	-0.09	0	0	0.14	0	-0.14	0.08	0	0	5484.4	0
360	349	24	1981	0	0	0.02	0	0	0.01	0	-0.11	0.08	0	0	5484.4	0
360	350	24	1981	0.25	0	0.33	0	0	-0.05	0	-0.12	0.08	0	0	5484.8	0
360	351	24	1981	3.05	0	-0.16	0	0	3.3	0	-0.17	0.08	0	0	5484.6	0
360	352	24	1981	1.27	0	-0.14	0	0	1.54	0	-0.21	0.08	0	0	5484.5	0
360	353	24	1981	9.14	0	-0.01	0	0	9.26	0	-0.19	0.08	0	0	5484.5	0
360	354	24	1981	2.54	0	-0.02	0	0	2.61	0	-0.13	0.08	0	0	5484.4	0
360	355	24	1981	0	0	0.08	0	0	-0.04	0	-0.13	0.08	0	0	5484.5	0
360	356	24	1981	3.3	0	0	0	0	3.33	0	-0.11	0.08	0	0	5484.5	0
360	357	24	1981	13.72	0	-0.23	0	0	-8.1	0	-0.04	0.08	21.99	0	5484.3	0
360	358	24	1981	0	0	0.6	0	0	-2.59	0	0.29	0.08	1.62	0	5484.9	0
360	359	24	1981	0	0	0.25	0	0	-0.23	0	-0.1	0.08	0	0	5485.1	0
360	360	24	1981	0	0	0.07	0	0	-0.01	0	-0.14	0.08	0	0	5485.2	0
360	361	24	1981	2.79	0	0.2	0	0	2.64	0	-0.13	0.08	0	0	5485.4	0
360	362	24	1981	0.76	0	0.27	0	0	-0.55	0	0.96	0.08	0	0	5485.7	0
360	363	24	1981	1.52	0	0.14	0	0	1.17	0	0.13	0.08	0	0	5485.8	0
360	364	24	1981	0	0	0.02	0	0	0.06	0	-0.16	0.08	0	0	5485.8	0
360	365	24	1981	0.51	0	0.19	0	0	0.4	0	-0.17	0.08	0	0	5486	0
360	1	24	1982	3.3	0	0.06	0	0	-1.46	0	4.62	0.08	0	0	5486.1	0
360	2	24	1982	0	0	0.33	0	0	-0.46	0	0.05	0.08	0	0	5486.4	0
360	3	24	1982	0.25	0	0.26	0	0	0.09	0	-0.18	0.08	0	0	5486.7	0
360	4	24	1982	20.07	0	-0.46	0	0	-7.92	0	3.38	0.08	24.98	0	5486.2	0
360	5	24	1982	2.29	0	0.61	0	0	1.52	0	0.07	0.08	0	0	5486.8	0
360	6	24	1982	1.02	0	0.06	0	0	0.76	0	0.11	0.08	0	0	5486.9	0
360	7	24	1982	4.06	0	0.14	0	0	3.97	0	-0.13	0.08	0	0	5487	0
360	8	24	1982	8.13	0	0.1	0	0	8.1	0	-0.15	0.08	0	0	5487.1	0
360	9	24	1982	2.79	0	-0.07	0	0	2.91	0	-0.12	0.08	0	0	5487.1	0
360	10	24	1982	6.1	0	0.04	0	0	6.1	0	-0.13	0.08	0	0	5487.1	0
360	11	24	1982	0.51	0	0.02	0	0	0.53	0	-0.12	0.08	0	0	5487.1	0
360	12	24	1982	0	0	0	0	0	0.04	0	-0.13	0.08	0	0	5487.1	0
360	13	24	1982	1.02	0	-0.08	0	0	1.14	0	-0.13	0.08	0	0	5487.1	0
360	14	24	1982	0	0	-0.01	0	0	0.05	0	-0.13	0.08	0	0	5487	0
360	15	24	1982	1.27	0	-0.04	0	0	1.35	0	-0.13	0.08	0	0	5487	0
360	16	24	1982	1.27	0	0.08	0	0	1.24	0	-0.13	0.08	0	0	5487.1	0
360	17	24	1982	0	0	0.3	0	0	-0.24	0	-0.14	0.09	0	0	5487.4	0
360	18	24	1982	0	0	0.05	0	0	0.03	0	-0.16	0.09	0	0	5487.4	0

Attachment D-1
Honeywell
Wastebeds 9-15 SWSR Pre-Design Investigation
SHAW Output Data

RUN	DAY	HR	YR	PRECIP	precip INTRCP	ET	TRANSP	CANOPY chg in storage	SNOW chg in storage	RESIDUE chg in storage	SOIL chg in storage	PERC	RUNOFF	PONDED	Etcum	ERROR
360	19	24	1982	0	0	0.03	0	0	0.05	0	-0.16	0.09	0	0	5487.5	0
360	20	24	1982	0.76	0	-0.11	0	0	0.94	0	-0.15	0.09	0	0	5487.4	0
360	21	24	1982	0	0	-0.01	0	0	0.1	0	-0.17	0.09	0	0	5487.3	0
360	22	24	1982	0	0	0.03	0	0	0.08	0	-0.2	0.09	0	0	5487.4	0
360	23	24	1982	12.7	0	0.39	0	0	12.39	0	-0.16	0.09	0	0	5487.8	0
360	24	24	1982	1.27	0	0.45	0	0	0.85	0	-0.12	0.09	0	0	5488.2	0
360	25	24	1982	2.54	0	-0.05	0	0	2.63	0	-0.12	0.09	0	0	5488.2	0
360	26	24	1982	1.02	0	0	0	0	1.05	0	-0.12	0.09	0	0	5488.2	0
360	27	24	1982	0	0	0	0	0	0.03	0	-0.13	0.09	0	0	5488.2	0
360	28	24	1982	1.02	0	0.43	0	0	0.61	0	-0.12	0.09	0	0	5488.6	0
360	29	24	1982	0	0	0.14	0	0	-0.12	0	-0.11	0.09	0	0	5488.8	0
360	30	24	1982	2.54	0	0.15	0	0	2.42	0	-0.11	0.09	0	0	5488.9	0
360	31	24	1982	17.27	0	0.07	0	0	17.22	0	-0.11	0.09	0	0	5489	0
360	32	24	1982	6.6	0	0.18	0	0	6.44	0	-0.1	0.09	0	0	5489.2	0
360	33	24	1982	0	0	0.16	0	0	-0.15	0	-0.11	0.09	0	0	5489.3	0
360	34	24	1982	10.16	0	-0.08	0	0	3.08	0	-0.04	0.09	7.1	0	5489.2	0
360	35	24	1982	0.25	0	0.25	0	0	-0.95	0	0.24	0.09	0.62	0	5489.5	0
360	36	24	1982	0.25	0	-0.05	0	0	0.29	0	-0.08	0.09	0	0	5489.4	0
360	37	24	1982	0.25	0	0.42	0	0	-0.14	0	-0.11	0.09	0	0	5489.9	0
360	38	24	1982	0	0	0.5	0	0	-0.47	0	-0.12	0.09	0	0	5490.4	0
360	39	24	1982	0	0	0.26	0	0	-0.23	0	-0.12	0.09	0	0	5490.6	0
360	40	24	1982	4.06	0	-0.14	0	0	4.23	0	-0.12	0.09	0	0	5490.5	0
360	41	24	1982	0.76	0	0.07	0	0	0.73	0	-0.12	0.09	0	0	5490.5	0
360	42	24	1982	0	0	0.05	0	0	-0.01	0	-0.13	0.09	0	0	5490.6	0
360	43	24	1982	0	0	-0.07	0	0	0.1	0	-0.13	0.09	0	0	5490.5	0
360	44	24	1982	0.51	0	-0.1	0	0	0.65	0	-0.13	0.09	0	0	5490.4	0
360	45	24	1982	0.51	0	0.01	0	0	0.54	0	-0.13	0.09	0	0	5490.4	0
360	46	24	1982	0	0	0.11	0	0	-1.23	0	1.02	0.09	0	0	5490.5	0
360	47	24	1982	0	0	-0.04	0	0	-2.53	0	2.48	0.09	0	0	5490.5	0
360	48	24	1982	0	0	0.6	0	0	-1.17	0	0.48	0.1	0	0	5491.1	0
360	49	24	1982	0.25	0	0.76	0	0	-0.5	0	-0.09	0.1	0	0	5491.9	0
360	50	24	1982	6.35	0	-0.12	0	0	1.48	0	4.9	0.1	0	0	5491.7	0
360	51	24	1982	0.51	0	-0.15	0	0	-3.57	0	4.13	0.1	0	0	5491.6	0
360	52	24	1982	1.27	0	-0.03	0	0	-4.1	0	5.3	0.1	0	0	5491.6	0
360	53	24	1982	0	0	0.38	0	0	-2.86	0	2.38	0.1	0	0	5491.9	0
360	54	24	1982	0	0	0.1	0	0	-2.82	0	2.62	0.1	0	0	5492	0
360	55	24	1982	0	0	0.58	0	0	-1.12	0	0.44	0.1	0	0	5492.6	0
360	56	24	1982	0	0	0.68	0	0	-0.61	0	-0.17	0.1	0	0	5493.3	0
360	57	24	1982	0.25	0	0.42	0	0	-0.11	0	-0.16	0.1	0	0	5493.7	0
360	58	24	1982	0	0	0.42	0	0	-0.38	0	-0.14	0.1	0	0	5494.1	0
360	59	24	1982	0	0	0.33	0	0	-0.29	0	-0.14	0.1	0	0	5494.5	0
360	60	24	1982	1.52	0	0.52	0	0	1.06	0	-0.16	0.1	0	0	5495	0
360	61	24	1982	1.52	0	0.09	0	0	1.47	0	-0.14	0.1	0	0	5495.1	0
360	62	24	1982	0	0	0.18	0	0	-0.12	0	-0.16	0.1	0	0	5495.3	0
360	63	24	1982	3.3	0	0.36	0	0	3.01	0	-0.17	0.1	0	0	5495.6	0
360	64	24	1982	1.52	0	0.25	0	0	0.92	0	0.22	0.1	0.03	0	5495.9	0
360	65	24	1982	2.29	0	0.2	0	0	1.96	0	0.03	0.1	0	0	5496.1	0
360	66	24	1982	6.35	0	-0.02	0	0	6.37	0	-0.1	0.1	0	0	5496.1	0
360	67	24	1982	1.02	0	0.4	0	0	0.63	0	-0.12	0.11	0	0	5496.5	0
360	68	24	1982	0.25	0	0.31	0	0	-0.02	0	-0.14	0.11	0	0	5496.8	0
360	69	24	1982	0.51	0	0.47	0	0	0.06	0	-0.13	0.11	0	0	5497.2	0
360	70	24	1982	2.79	0	-0.27	0	0	-10.22	0	8.24	0.11	4.94	0	5497	0
360	71	24	1982	0	0	-0.15	0	0	-12.66	0	9.15	0.11	3.56	0	5496.8	0
360	72	24	1982	3.56	0	-0.36	0	0	-34.12	0	12.17	0.11	25.76	0	5496.5	0
360	73	24	1982	0	0	1.16	0	0	-18.56	0	13.59	0.11	3.7	0	5497.6	0
360	74	24	1982	0	0	0.29	0	0	-9.97	0	9.57	0.11	0	0	5497.9	0
360	75	24	1982	6.86	0	0.46	0	0	-15.08	0	10.1	0.11	11.28	0	5498.4	-0.01
360	76	24	1982	18.54	0	0.64	0	0	-8.02	0	10.25	0.11	15.57	0	5499	-0.01
360	77	24	1982	0.51	0	0.69	0	0	0	0	-0.3	0.11	0	0	5499.7	0
360	78	24	1982	0.51	0	1.43	0	0	0	0	-1.03	0.11	0	0	5501.1	0
360	79	24	1982	0	0	1.17	0	0	0	0	-1.28	0.11	0	0	5502.3	0
360	80	24	1982	0.51	0	1.68	0	0	0	0	-1.29	0.11	0	0	5504	0
360	81	24	1982	0.25	0	3.11	0	0	0	0	-2.97	0.11	0	0	5507.1	0
360	82	24	1982	0	0	2.21	0	0	0	0	-2.32	0.11	0	0	5509.3	0
360	83	24	1982	0	0	2.95	0	0	0	0	-3.06	0.12	0	0	5512.3	0
360	84	24	1982	0	0	3.18	0	0	0	0	-3.3	0.12	0	0	5515.4	0
360	85	24	1982	5.59	0	4.32	0	0	0	0	1.15	0.12	0	0	5519.8	0
360	86	24	1982	1.02	0	2.26	0	0	0.83	0	-2.19	0.12	0	0	5522	0
360	87	24	1982	0	0	1.49	0	0	-0.83	0	-1.26	0.12	0	0.49	5523.5	0
360	88	24	1982	0	0	1.31	0	0	0	0	-0.94	0.12	0	0	5524.8	0
360	89	24	1982	0	0	3.23	0	0	0	0	-3.35	0.12	0	0	5528.1	0
360	90	24	1982	8.38	0	4.33	0	0	0	0	3.93	0.12	0	0	5532.4	0
360	91	24	1982	0.25	0	5.9	0	0	0	0	-5.76	0.12	0	0	5538.3	0
360	92	24	1982	0	0	3.84	0.01	0	0	0	-3.96	0.12	0	0	5542.1	0
360	93	24	1982	4.06	0	2.69	0.01	0	0	0	1.25	0.12	0	0	5544.8	0
360	94	24	1982	3.3	0	2.13	0	0	2.52	0	-1.44	0.12	0	0	5546.9	-0.03
360	95	24	1982	1.52	0	0.78	0	0	1.17	0	-0.52	0.12	0	0	5547.7	-0.03
360	96	24	1982	4.32	0	0.33	0	0	4.08	0	-0.33	0.12	0.11	0	5548.1	0
360	97	24	1982	0	0	1.08	0	0	-0.9	0	-0.31	0.13	0	0	5549.1	0
360	98	24	1982	0	0	1.34	0	0	-1.22	0	-0.29	0.13	0	0	5550.5	0.04
360	99	24	1982	0	0	0.42	0.13	0	-4.37	0	-0.47	0.13	4.29	0	5550.9	0
360	100	24	1982	0	0	0.94	0.14	0	-1.28	0	-0.74	0.13	0.95	0	5551.8	0
360	101	24	1982	4.32	0	1.26	0.01	0	0	0	2.93	0.13	0	0	5553.1	0
360	102	24	1982	0.76	0	1.89	0.15	0	0	0	-1.25	0.13	0	0	5555	-0.01
360	103	24	1982	3.56	0	4.23	0.31	0	0	0	-0.79	0.13	0	0	5559.2	-0.01
360	104	24	1982	0	0	2.94	0.32	0	0	0	-3.06	0.13	0	0	5562.2	-0.01
360	105	24	1982	0	0	1.16	0.49	0	0	0	-1.29	0.13	0	0	5563.3	0
360	106	24	1982	0	0	3.72	0.88	0	0	0	-3.85	0.13	0	0	5567	0
360	107	24	1982	11.94	0	4.55	0.67	0	0	0	7.27	0.13	0	0	5571.6	-0.02
360	108	24	1982	0.51	0	4.31	0.36	0	0	0	-3.88	0.13	0	0	5575.9	-0.06
360	109	24	1982	0	0	1.99	0.78	0	0	0	-2.12	0.14	0	0	5577.9	-0.01
360	110	24	1982	3.3	0	4.36	0.92	0	0	0	-1.17	0.14	0	0	5582.3	-0.03
360	111	24	1982	1.27	0	3.58	0.42	0	0	0	-2.42	0.14	0	0	5585.8	-0.03
360	112	24	1982	0	0	4.55	0.5	0	0	0	-4.67	0.14	0	0	5590.4	-0.02
360	113	24	1982	0	0	5.4	1.27	0	0	0	-5.53	0.14	0	0	5595.8	-0.01
360	114	24	1982	0	0	2.8	1.19	0	0	0	-2.92	0.14	0	0	5598.6	-0.02
360	115	24	1982	0	0	2.55	1.2	0	0	0	-2.66	0.14	0	0	5601.1	-0.03
360	116	24	1982	4.06	0	4.91	1.06	0	0	0	-0.97	0.14	0	0	5606.1	-0.01
360	117	24	1982	0.25	0	2.3	0.6	0	0	0	-2.15	0.14	0	0	5608.4	-0.04
360	118	24	1982	0	0	3.95	1.11	0	0	0	-4.07	0.14	0	0	5612.3	-0.02
360	119	24	1982	0	0	3.38	1.28	0	0	0	-3.51	0.14	0	0	5615.7	-0.02
360	120	24	1982	0	0	3.18	1.5	0	0	0	-3.3	0.14	0	0	5618.9	-0.02
360	121	24	1982	0	0	4.07	1.68	0	0	0	-4.19	0.15	0	0	5622.9	-0.02

Attachment D-1
Honeywell
Wastebeds 9-15 SWSR Pre-Design Investigation
SHAW Output Data

RUN	DAY	HR	YR	PRECIP	precip INTRCP	ET	TRANSP	CANOPY chg in storage	SNOW chg in storage	RESIDUE chg in storage	SOIL chg in storage	PERC	RUNOFF	PONDED	Etcum	ERROR
360	122	24	1982	0	0	3.87	1.66	0	0	0	-4	0.15	0	0	5626.8	-0.02
360	123	24	1982	0	0	3	1.46	0	0	0	-3.12	0.15	0	0	5629.8	-0.03
360	124	24	1982	0	0	3.09	1.49	0	0	0	-3.22	0.15	0	0	5632.9	-0.02
360	125	24	1982	0	0	2.33	1.39	0	0	0	-2.47	0.15	0	0	5635.2	-0.01
360	126	24	1982	0	0	4.57	1.99	0	0	0	-4.7	0.15	0	0	5639.8	-0.02
360	127	24	1982	0	0	3.22	1.98	0	0	0	-3.34	0.15	0	0	5643	-0.03
360	128	24	1982	11.18	0	1.79	0.06	0	0	0	9.27	0.15	0	0	5644.8	-0.03
360	129	24	1982	3.3	0	3.97	0.85	0	0	0	-0.78	0.15	0	0	5648.8	-0.04
360	130	24	1982	0	0	2.96	1.46	0	0	0	-3.08	0.15	0	0	5651.7	-0.03
360	131	24	1982	0	0	3.28	1.81	0	0	0	-3.41	0.15	0	0	5655	-0.02
360	132	24	1982	2.03	0	3.87	1.24	0	0	0	-1.97	0.16	0	0	5658.9	-0.02
360	133	24	1982	0	0	4.77	2.29	0	0	0	-4.9	0.16	0	0	5663.6	-0.03
360	134	24	1982	0	0	4.38	2.07	0	0	0	-4.51	0.16	0	0	5668	-0.03
360	135	24	1982	0	0	2.41	1.56	0	0	0	-2.55	0.16	0	0	5670.4	-0.02
360	136	24	1982	0	0	2.13	1.5	0	0	0	-2.27	0.16	0	0	5672.6	-0.02
360	137	24	1982	1.27	0	5.29	2.43	0	0	0	-4.16	0.16	0	0	5677.8	-0.02
360	138	24	1982	0	0	4.82	3.06	0	0	0	-4.95	0.16	0	0	5682.7	-0.03
360	139	24	1982	12.7	0	2.5	0.83	0	0	0	10.06	0.16	0	0	5685.2	-0.03
360	140	24	1982	4.83	0	3.71	1.15	0	0	0	1	0.16	0	0	5688.9	-0.04
360	141	24	1982	0	0	3.9	2.12	0	0	0	-4.02	0.16	0	0	5692.8	-0.04
360	142	24	1982	7.11	0	2.78	0.27	0	0	0	4.2	0.16	0	0	5695.5	-0.03
360	143	24	1982	11.18	0	3.05	0.35	0	0	0	7.98	0.17	0	0	5698.6	-0.02
360	144	24	1982	5.33	0	3.11	0.67	0	0	0	2.08	0.17	0	0	5701.7	-0.02
360	145	24	1982	0	0	3.19	1.92	0	0	0	-3.33	0.17	0	0	5704.9	-0.03
360	146	24	1982	0	0	2.92	2.08	0	0	0	-3.05	0.17	0	0	5707.8	-0.04
360	147	24	1982	0	0	3.09	2.1	0	0	0	-3.24	0.17	0	0	5710.9	-0.03
360	148	24	1982	3.81	0	5.16	1.69	0	0	0	-1.49	0.17	0	0	5716.1	-0.03
360	149	24	1982	0.76	0	2.83	1.7	0	0	0	-2.22	0.17	0	0	5718.9	-0.02
360	150	24	1982	0	0	4.39	3.02	0	0	0	-4.54	0.17	0	0	5723.3	-0.02
360	151	24	1982	9.4	0	3.16	0.54	0	0	0	6.09	0.17	0	0	5726.5	-0.02
360	152	24	1982	16.76	0	4.46	1.71	0	0	0	12.18	0.17	0	0	5730.9	-0.05
360	153	24	1982	0.51	0	6.05	3.16	0	0	0	-5.68	0.18	0	0	5737	-0.04
360	154	24	1982	0	0	4.39	2.51	0	0	0	-4.54	0.18	0	0	5741.4	-0.02
360	155	24	1982	1.78	0	2.95	1.09	0	0	0	-1.33	0.18	0	0	5744.3	-0.03
360	156	24	1982	12.95	0	4.37	1.02	0	0	0	8.42	0.18	0	0	5748.7	-0.02
360	157	24	1982	11.43	0.22	2.44	0.16	0	0	0	8.59	0.18	0	0	5751.1	-0.01
360	158	24	1982	0	0	4.53	3.14	0	0	0	-4.47	0.18	0	0	5755.7	-0.02
360	159	24	1982	0	0	5.25	3.47	0	0	0	-5.4	0.18	0	0	5760.9	-0.04
360	160	24	1982	0	0	5.62	4	0	0	0	-5.77	0.18	0	0	5766.5	-0.04
360	161	24	1982	0	0	7.25	4.78	0	0	0	-7.38	0.18	0	0	5773.8	-0.05
360	162	24	1982	0	0	6.09	3.83	0	0	0	-6.22	0.18	0	0	5779.9	-0.05
360	163	24	1982	0.51	0	5.73	3.48	0	0	0	-5.37	0.18	0	0	5785.6	-0.04
360	164	24	1982	0	0	5.34	3.12	0	0	0	-5.48	0.19	0	0	5790.9	-0.04
360	165	24	1982	0	0	5.4	3.84	0	0	0	-5.56	0.19	0	0	5796.3	-0.03
360	166	24	1982	0.25	0	5.61	4.02	0	0	0	-5.51	0.19	0	0	5801.9	-0.03
360	167	24	1982	7.11	0	5.94	2.33	0	0	0	0.99	0.19	0	0	5807.9	-0.01
360	168	24	1982	14.48	0	4.86	1.53	0	0	0	9.48	0.19	0	0	5812.7	-0.05
360	169	24	1982	0	0	4.19	3.23	0	0	0	-4.36	0.19	0	0	5816.9	-0.03
360	170	24	1982	3.3	0	6.97	2.99	0	0	0	-3.81	0.19	0	0	5823.9	-0.05
360	171	24	1982	0	0	4.35	3.08	0	0	0	-4.5	0.19	0	0	5828.3	-0.05
360	172	24	1982	3.3	0	6.04	2.17	0	0	0	-2.92	0.19	0	0	5834.3	-0.02
360	173	24	1982	11.94	0	5.63	2.03	0	0	0	6.16	0.19	0	0	5839.9	-0.04
360	174	24	1982	0	0	5.85	3.73	0	0	0	-5.99	0.2	0	0	5845.8	-0.05
360	175	24	1982	0	0	5.31	3.31	0	0	0	-5.46	0.2	0	0	5851.1	-0.05
360	176	24	1982	0	0	3.14	1.57	0	0	0	-3.31	0.2	0	0	5854.2	-0.03
360	177	24	1982	5.08	0	3.65	0.31	0	0	0	1.27	0.2	0	0	5857.9	-0.04
360	178	24	1982	0	0	1.35	0.8	0	0	0	-1.51	0.2	0	0	5859.2	-0.04
360	179	24	1982	0	0	0.95	0.66	0	0	0	-1.15	0.2	0	0	5860.2	0
360	180	24	1982	28.45	0	4.78	1.13	0	0	0	23.51	0.2	0	0	5865	-0.04
360	181	24	1982	0	0	6.89	4.66	0	0	0	-7.03	0.2	0	0	5871.9	-0.06
360	182	24	1982	0	0	5.63	3.93	0	0	0	-5.78	0.2	0	0	5877.5	-0.05
360	183	24	1982	0	0	6.24	4.68	0	0	0	-6.43	0.2	0	0	5883.7	-0.02
360	184	24	1982	0	0	3.84	2.6	0	0	0	-4.03	0.2	0	0	5887.6	-0.01
360	185	24	1982	0	0	2.61	1.27	0	0	0	-2.76	0.21	0	0	5890.2	-0.06
360	186	24	1982	0	0	1.32	0.76	0	0	0	-1.48	0.21	0	0	5891.5	-0.05
360	187	24	1982	0	0	1.31	0.68	0	0	0	-1.48	0.21	0	0	5892.8	-0.03
360	188	24	1982	31.5	0	7.33	3.67	0	0	0	23.99	0.21	0	0	5900.1	-0.04
360	189	24	1982	0	0	6.25	4.88	0	0	0	-6.41	0.21	0	0	5906.4	-0.05
360	190	24	1982	0	0	6.68	5.03	0	0	0	-6.81	0.21	0	0	5913.1	-0.07
360	191	24	1982	0	0	5.53	4.59	0	0	0	-5.73	0.21	0	0	5918.6	-0.01
360	192	24	1982	0	0	3.5	2.24	0	0	0	-3.67	0.21	0	0	5922.1	-0.04
360	193	24	1982	0	0	2.61	1.09	0	0	0	-2.75	0.21	0	0	5924.7	-0.07
360	194	24	1982	0	0	1.99	0.74	0	0	0	-2.13	0.21	0	0	5926.7	-0.07
360	195	24	1982	0	0	1.41	0.72	0	0	0	-1.59	0.21	0	0	5928.1	-0.03
360	196	24	1982	0	0	0.49	0.61	0	0	0	-0.68	0.21	0	0	5928.6	-0.02
360	197	24	1982	0	0	0.81	0.65	0	0	0	-0.98	0.22	0	0	5929.4	-0.04
360	198	24	1982	1.52	0	1.79	0.51	0	0	0	-0.46	0.22	0	0	5931.2	-0.02
360	199	24	1982	28.96	0	6.78	3.02	0	0	0	22	0.22	0	0	5938	-0.04
360	200	24	1982	0	0	5.95	4.57	0	0	0	-6.05	0.22	0	0	5943.9	-0.11
360	201	24	1982	4.57	0	6.27	2.06	0	0	0	-1.83	0.22	0	0	5950.2	-0.08
360	202	24	1982	0	0	4.4	3.55	0	0	0	-4.53	0.22	0	0	5954.6	-0.08
360	203	24	1982	0	0	5.29	4.08	0	0	0	-5.46	0.22	0	0	5959.9	-0.05
360	204	24	1982	0	0	2.5	1.46	0	0	0	-2.65	0.22	0	0	5962.4	-0.07
360	205	24	1982	0	0	1.52	0.82	0	0	0	-1.69	0.22	0	0	5963.9	-0.05
360	206	24	1982	0	0	1.79	0.67	0	0	0	-1.96	0.22	0	0	5965.7	-0.05
360	207	24	1982	0	0	1.29	0.56	0	0	0	-1.49	0.22	0	0	5967	-0.02
360	208	24	1982	0.76	0	1.67	0.53	0	0	0	-1.1	0.22	0	0	5968.7	-0.03
360	209	24	1982	27.69	0	5.21	1.5	0	0	0	22.29	0.23	0	0	5973.9	-0.04
360	210	24	1982	1.02	0	4.18	2.45	0	0	0	-3.32	0.23	0	0	5978.1	-0.07
360	211	24	1982	0	0	4.15	3.44	0	0	0	-4.3	0.23	0	0	5982.2	-0.08
360	212	24	1982	1.27	0	3.14	1.83	0	0	0	-2.04	0.23	0	0	5985.3	-0.06
360	213	24	1982	0	0	3.64	2.97	0	0	0	-3.79	0.23	0	0	5989	-0.09
360	214	24	1982	7.62	0	4.79	1.32	0	0	0	2.7	0.23	0	0	5993.8	-0.09
360	215	24	1982	0	0	5.23	3.71	0	0	0	-5.36	0.23	0	0	5999	-0.1
360	216	24	1982	0	0	2.3	2.04	0	0	0	-2.5	0.23	0	0	6001.3	-0.04
360	217	24	1982	0	0	1.99	1.12	0	0	0	-2.13	0.23	0	0	6003.3	-0.09
360	218	24	1982	0	0	1.46	0.9	0	0	0	-1.65	0.23	0	0	6004.7	-0.04
360	219	24	1982	0	0	1.7	0.72	0	0	0	-1.85	0.23	0	0	6006.4	-0.08
360	220	24	1982	7.11	0	5.1	1.33	0	0	0	1.81	0.23	0	0	6011.6	-0.03
360	221	24	1982	22.1	0	5.78	2.13	0	0	0	16.15	0.23	0	0	6017.3	-0.06
360	222	24	1982	0	0	5.06	3.32	0	0	0	-5.2	0.23	0	0	6022.4	-0.09
360	223	24	1982	0	0	3.14	2.32	0	0	0	-3.32	0.24	0	0	6025.5	-0.05
360	224	24	1982	0	0	2.32	1.73	0	0	0	-2.51	0.24	0	0	6027.8	-0.05

Attachment D-1
Honeywell
Wastebeds 9-15 SWSR Pre-Design Investigation
SHAW Output Data

RUN	DAY	HR	YR	PRECIP	precip INTRCP	ET	TRANSP	CANOPY chg in storage	SNOW chg in storage	RESIDUE chg in storage	SOIL chg in storage	PERC	RUNOFF	PONDED	Etcum	ERROR
360	225	24	1982	13.97	0	4.47	1.36	0	0	0	9.28	0.24	0	0	6032.3	-0.02
360	226	24	1982	0	0	4.63	3.51	0	0	0	-4.81	0.24	0	0	6036.9	-0.06
360	227	24	1982	0	0	4.73	3.71	0	0	0	-4.92	0.24	0	0	6041.7	-0.05
360	228	24	1982	0	0	4.71	3.52	0	0	0	-4.89	0.24	0	0	6046.4	-0.07
360	229	24	1982	0.25	0	2.66	1.44	0	0	0	-2.61	0.24	0	0	6049.1	-0.04
360	230	24	1982	0	0	1.46	0.82	0	0	0	-1.65	0.24	0	0	6050.5	-0.06
360	231	24	1982	0	0	1.78	0.67	0	0	0	-1.98	0.24	0	0	6052.3	-0.05
360	232	24	1982	2.03	0	3.06	0.43	0	0	0	-1.22	0.24	0	0	6055.4	-0.04
360	233	24	1982	0	0	1.44	0.42	0	0	0	-1.64	0.24	0	0	6056.8	-0.04
360	234	24	1982	0	0	0.35	0.4	0	0	0	-0.59	0.24	0	0	6057.1	0
360	235	24	1982	0	0	0.55	0.51	0	0	0	-0.8	0.24	0	0	6057.7	0.01
360	236	24	1982	0	0	0.61	0.53	0	0	0	-0.84	0.24	0	0	6058.3	-0.01
360	237	24	1982	12.19	0	5.21	1.76	0	0	0	6.77	0.24	0	0	6063.5	-0.03
360	238	24	1982	0	0	3.74	2.48	0	0	0	-3.92	0.24	0	0	6067.2	-0.06
360	239	24	1982	0	0	1.38	0.38	0	0	0	-1.58	0.24	0	0	6068.6	-0.04
360	240	24	1982	0.51	0	2.64	0.34	0	0	0	-2.33	0.24	0	0	6071.3	-0.04
360	241	24	1982	0	0	1.25	0.39	0	0	0	-1.47	0.24	0	0	6072.5	-0.03
360	242	24	1982	0.25	0	0.52	0.38	0	0	0	-0.49	0.25	0	0	6073	-0.02
360	243	24	1982	0	0	0.53	0.39	0	0	0	-0.76	0.25	0	0	6073.6	-0.01
360	244	24	1982	0	0	0.35	0.41	0	0	0	-0.56	0.25	0	0	6073.9	-0.04
360	245	24	1982	11.18	0	4.13	1.16	0	0	0	6.83	0.25	0	0	6078.1	-0.04
360	246	24	1982	0.76	0	4.58	2.14	0	0	0	-4.02	0.25	0	0	6082.6	-0.04
360	247	24	1982	0	0	1.61	0.33	0	0	0	-1.82	0.25	0	0	6084.2	-0.04
360	248	24	1982	0	0	1.18	0.36	0	0	0	-1.38	0.25	0	0	6085.4	-0.04
360	249	24	1982	0.25	0	1.32	0.34	0	0	0	-1.29	0.25	0	0	6086.7	-0.02
360	250	24	1982	0	0	1.15	0.31	0	0	0	-1.36	0.25	0	0	6087.9	-0.04
360	251	24	1982	0	0	0.68	0.36	0	0	0	-0.9	0.25	0	0	6088.6	-0.02
360	252	24	1982	0	0	0.54	0.4	0	0	0	-0.76	0.25	0	0	6089.1	-0.03
360	253	24	1982	0	0	0.29	0.36	0	0	0	-0.52	0.25	0	0	6089.4	-0.02
360	254	24	1982	0	0	0.33	0.35	0	0	0	-0.55	0.25	0	0	6089.7	-0.03
360	255	24	1982	0	0	0.36	0.36	0	0	0	-0.57	0.25	0	0	6090.1	-0.03
360	256	24	1982	0	0	0.41	0.36	0	0	0	-0.63	0.25	0	0	6090.5	-0.03
360	257	24	1982	11.68	0	3.57	1.24	0	0	0	7.9	0.25	0	0	6094.1	-0.03
360	258	24	1982	7.37	0	3.76	0.68	0	0	0	3.41	0.25	0	0	6097.8	-0.05
360	259	24	1982	0	0	2.08	1.16	0	0	0	-2.3	0.25	0	0	6099.9	-0.03
360	260	24	1982	0	0	2.36	1.3	0	0	0	-2.57	0.25	0	0	6102.3	-0.03
360	261	24	1982	0.76	0	3.02	1.52	0	0	0	-2.49	0.25	0	0	6105.3	-0.01
360	262	24	1982	0	0	1.8	0.7	0	0	0	-2.02	0.25	0	0	6107.1	-0.02
360	263	24	1982	0	0	1.72	0.32	0	0	0	-1.93	0.25	0	0	6108.8	-0.04
360	264	24	1982	0	0	0.58	0.26	0	0	0	-0.81	0.25	0	0	6109.4	-0.02
360	265	24	1982	1.27	0	1.67	0.19	0	0	0	-0.62	0.25	0	0	6111	-0.03
360	266	24	1982	49.78	0.16	2.1	0.06	0	0	0	47.31	0.25	0	0	6113.1	-0.03
360	267	24	1982	0	0	2.51	1.43	0	0	0	-2.58	0.25	0	0	6115.7	-0.03
360	268	24	1982	0	0	3.01	1.85	0	0	0	-3.23	0.25	0	0	6118.7	-0.03
360	269	24	1982	0.51	0	2.24	1.08	0	0	0	-1.91	0.25	0	0	6120.9	-0.07
360	270	24	1982	23.62	0	2.11	0.21	0	0	0	21.3	0.25	0	0	6123	-0.04
360	271	24	1982	0	0	2.2	1.06	0	0	0	-2.43	0.25	0	0	6125.2	-0.02
360	272	24	1982	0	0	2.57	1.48	0	0	0	-2.78	0.25	0	0	6127.8	-0.04
360	273	24	1982	0	0	2.16	1.23	0	0	0	-2.38	0.25	0	0	6130	-0.03
360	274	24	1982	0	0	2.23	1.26	0	0	0	-2.39	0.25	0	0	6132.2	-0.09
360	275	24	1982	0	0	2.65	1.09	0	0	0	-2.85	0.25	0	0	6134.8	-0.05
360	276	24	1982	0	0	2.55	1.48	0	0	0	-2.76	0.25	0	0	6137.4	-0.04
360	277	24	1982	0	0	1.76	0.82	0	0	0	-1.95	0.25	0	0	6139.1	-0.06
360	278	24	1982	0	0	1.02	0.61	0	0	0	-1.24	0.25	0	0	6140.2	-0.03
360	279	24	1982	0	0	1.17	0.78	0	0	0	-1.4	0.25	0	0	6141.3	-0.02
360	280	24	1982	3.81	0	2.52	0.55	0	0	0	1.11	0.25	0	0	6143.9	-0.07
360	281	24	1982	0	0	2.12	1.06	0	0	0	-2.31	0.25	0	0	6146	-0.06
360	282	24	1982	0	0	1.77	0.64	0	0	0	-1.96	0.25	0	0	6147.7	-0.06
360	283	24	1982	0	0	2.7	0.9	0	0	0	-2.9	0.25	0	0	6150.4	-0.05
360	284	24	1982	2.54	0	2.4	0.25	0	0	0	-0.08	0.25	0	0	6152.8	-0.03
360	285	24	1982	0	0	0.73	0.35	0	0	0	-0.99	0.25	0	0	6153.6	0.01
360	286	24	1982	0.25	0	1.12	0.42	0	0	0	-1.1	0.25	0	0	6154.7	-0.01
360	287	24	1982	1.78	0	2.65	0.49	0	0	0	-1.06	0.25	0	0	6157.3	-0.06
360	288	24	1982	1.52	0	2.46	0.37	0	0	0	-1.13	0.25	0	0	6159.8	-0.05
360	289	24	1982	5.59	0	2.23	0.06	0	0	0	3.14	0.25	0	0	6162	-0.03
360	290	24	1982	0	0	1.95	0.31	0	0	0	-2.15	0.25	0	0	6164	-0.05
360	291	24	1982	0	0	1.19	0.34	0	0	0	-1.43	0.25	0	0	6165.2	0
360	292	24	1982	0	0	2.19	0.72	0	0	0	-2.41	0.25	0	0	6167.4	-0.03
360	293	24	1982	0.51	0	3.1	0.64	0	0	0	-2.82	0.25	0	0	6170.5	-0.01
360	294	24	1982	0	0	3.56	0.35	0	0	0	-3.78	0.25	0	0	6174	-0.02
360	295	24	1982	0	0	1.49	0.1	0	0	0	-1.72	0.24	0	0	6175.5	-0.01
360	296	24	1982	0	0	1	0.12	0	0	0	-1.24	0.24	0	0	6176.5	-0.01
360	297	24	1982	0	0	0.88	0.15	0	0	0	-1.12	0.24	0	0	6177.4	-0.01
360	298	24	1982	0	0	1.54	0.13	0	0	0	-1.78	0.24	0	0	6178.9	-0.01
360	299	24	1982	0	0	0.94	0.15	0	0	0	-1.18	0.24	0	0	6179.9	0
360	300	24	1982	0	0	0.71	0.1	0	0	0	-0.95	0.24	0	0	6180.6	0
360	301	24	1982	0	0	1.61	0.14	0	0	0	-1.85	0.24	0	0	6182.2	0
360	302	24	1982	0	0	0.72	0.13	0	0	0	-0.96	0.24	0	0	6182.9	0
360	303	24	1982	0	0	0.82	0.14	0	0	0	-1.06	0.24	0	0	6183.7	0
360	304	24	1982	2.29	0	1.24	0.03	0	0	0	0.81	0.24	0	0	6185	0
360	305	24	1982	9.14	0	1.48	0	0	0	0	7.42	0.24	0	0	6186.5	0
360	306	24	1982	2.29	0	0.91	0	0	0	0	1.14	0.24	0	0	6187.4	0
360	307	24	1982	0	0	1.15	0	0	0	0	-1.39	0.24	0	0	6188.5	0
360	308	24	1982	29.72	0	1.38	0	0	0	0	28.1	0.24	0	0	6189.9	0
360	309	24	1982	2.54	0	3.02	0	0	0	0	-0.72	0.24	0	0	6192.9	0
360	310	24	1982	0	0	3.05	0	0	0	0	-3.29	0.24	0	0	6196	0
360	311	24	1982	0	0	2.54	0	0	0	0	-2.77	0.24	0	0	6198.5	0
360	312	24	1982	0	0	2.76	0	0	0	0	-3	0.24	0	0	6201.3	0
360	313	24	1982	0	0	1.81	0	0	0	0	-2.05	0.24	0	0	6203.1	0
360	314	24	1982	0	0	0.96	0	0	0	0	-1.2	0.24	0	0	6204	0
360	315	24	1982	3.3	0	1.42	0	0	0	0	1.65	0.24	0	0	6205.5	0
360	316	24	1982	5.33	0	1.78	0	0	0	0	3.31	0.24	0	0	6207.2	0
360	317	24	1982	0.25	0	3.64	0	0	0	0	-3.63	0.24	0	0	6210.9	0
360	318	24	1982	0	0	2.29	0	0	0	0	-2.52	0.24	0	0	6213.2	0
360	319	24	1982	1.02	0	1.7	0	0	0	0	-0.92	0.23	0	0	6214.9	0
360	320	24	1982	0	0	1.2	0	0	0	0	-1.43	0.23	0	0	6216.1	0
360	321	24	1982	0	0	0.76	0	0	0	0	-1	0.23	0	0	6216.8	0
360	322	24	1982	0	0	1.16	0	0	0	0	-1.39	0.23	0	0	6218	0
360	323	24	1982	0	0	1.48	0	0	0	0	-1.71	0.23	0	0	6219.5	0
360	324	24	1982	5.08	0	1.71	0	0	0	0	3.14	0.23	0	0	6221.2	0
360	325	24	1982	25.4	0	0.42	0	0	0	0	24.75	0.23	0	0	6221.6	0
360	326	24	1982	6.86	0	0.69	0	0	0	0	5.94	0.23	0	0	6222.3	0
360	327	24	1982	4.57	0	0.73	0	0	0	0	3.61	0.23	0	0	6223	0

Attachment D-1
Honeywell
Wastebeds 9-15 SWSR Pre-Design Investigation
SHAW Output Data

RUN	DAY	HR	YR	PRECIP	precip INTRCP	ET	TRANSP	CANOPY chg in storage	SNOW chg in storage	RESIDUE chg in storage	SOIL chg in storage	PERC	RUNOFF	PONDED	Etcum	ERROR
360	328	24	1982	4.57	0	3.8	0	0	0	0	0.55	0.23	0	0	6226.8	0
360	329	24	1982	0	0	2.01	0	0	0	0	-2.24	0.23	0	0	6228.8	0
360	330	24	1982	2.29	0	1.08	0	0	0	0	-0.66	0.23	1.63	0	6229.9	0
360	331	24	1982	0	0	2.57	0	0	0	0	-2.8	0.23	0	0	6232.5	0
360	332	24	1982	6.86	0	0.3	0	0	6.6	0	-0.27	0.23	0	0	6232.8	0
360	333	24	1982	5.33	0	-0.97	0	0	-6.6	0	0.43	0.23	12.24	0	6231.8	0
360	334	24	1982	0.25	0	0.37	0	0	0	0	-0.35	0.23	0	0	6232.2	0
360	335	24	1982	0	0	0.41	0	0	0	0	-0.64	0.23	0	0	6232.6	0
360	336	24	1982	0.25	0	0.33	0	0	0	0	-0.3	0.23	0	0	6232.9	0
360	337	24	1982	0	0	0.8	0	0	0	0	-1.03	0.23	0	0	6233.7	0
360	338	24	1982	2.03	0	1.01	0	0	0	0	0.8	0.23	0	0	6234.7	0
360	339	24	1982	0	0	1.13	0	0	0	0	-1.35	0.22	0	0	6235.9	0
360	340	24	1982	2.79	0	1.77	0	0	0	0	0.8	0.22	0	0	6237.6	0
360	341	24	1982	0	0	2.44	0	0	0	0	-2.66	0.22	0	0	6240.1	0
360	342	24	1982	0	0	1.4	0	0	0	0	-1.62	0.22	0	0	6241.5	0
360	343	24	1982	3.05	0	0.89	0	0	3.01	0	-1.07	0.22	0	0	6242.4	0
360	344	24	1982	0	0	0.14	0	0	0.24	0	-0.6	0.22	0	0	6242.5	0
360	345	24	1982	0.25	0	0	0	0	0.56	0	-0.52	0.22	0	0	6242.5	0
360	346	24	1982	1.78	0	0.11	0	0	1.96	0	-0.51	0.22	0	0	6242.6	0
360	347	24	1982	0	0	0.15	0	0	0.14	0	-0.51	0.22	0	0	6242.8	0
360	348	24	1982	0	0	0.21	0	0	-0.11	0	-0.33	0.22	0	0	6243	0
360	349	24	1982	7.62	0	-0.05	0	0	-1.62	0	2.33	0.22	6.75	0	6242.9	0
360	350	24	1982	8.13	0	-0.27	0	0	-4.18	0	-0.18	0.22	12.54	0	6242.7	0
360	351	24	1982	0	0	1.83	0	0	0	0	-2.05	0.22	0	0	6244.5	0
360	352	24	1982	0	0	0.99	0	0	0	0	-1.2	0.22	0	0	6245.5	0
360	353	24	1982	3.05	0	0.08	0	0	3.06	0	-0.32	0.22	0	0	6245.6	0
360	354	24	1982	0.76	0	-0.2	0	0	1.13	0	-0.39	0.22	0	0	6245.4	0
360	355	24	1982	2.54	0	-0.11	0	0	2.78	0	-0.35	0.22	0	0	6245.2	0
360	356	24	1982	0	0	0.02	0	0	0.09	0	-0.32	0.22	0	0	6245.3	0
360	357	24	1982	2.03	0	-0.11	0	0	2.28	0	-0.35	0.22	0	0	6245.2	0
360	358	24	1982	8.13	0	-0.09	0	0	-2.62	0	7.52	0.21	3.1	0	6245.1	0
360	359	24	1982	6.1	0	-0.73	0	0	-6.72	0	1.17	0.21	12.16	0	6244.3	0
360	360	24	1982	2.54	0	1.43	0	0	0	0	0.89	0.21	0	0	6245.8	0
360	361	24	1982	8.64	0	0.53	0	0	8.01	0	-0.11	0.21	0	0	6246.3	0
360	362	24	1982	5.08	0	-0.84	0	0	-8.01	0	5.79	0.21	7.93	0	6245.5	0
360	363	24	1982	0	0	1.54	0	0	0	0	-1.75	0.21	0	0	6247	0
360	364	24	1982	0	0	2.27	0	0	0	0	-2.48	0.21	0	0	6249.3	0
360	365	24	1982	0	0	0.9	0	0	0	0	-1.11	0.21	0	0	6250.2	0
360	1	24	1983	0	0	0.69	0	0	0	0	-0.9	0.21	0	0	6250.9	0
360	2	24	1983	1.02	0	0.81	0	0	0	0	0	0.21	0	0	6251.7	0
360	3	24	1983	1.27	0	0.4	0	0	1.4	0	-0.74	0.21	0	0	6252.1	0
360	4	24	1983	0	0	0.27	0	0	0.14	0	-0.62	0.21	0	0	6252.3	0
360	5	24	1983	0	0	0.07	0	0	0.06	0	-0.35	0.21	0	0	6252.4	0
360	6	24	1983	0	0	-0.02	0	0	0.08	0	-0.27	0.21	0	0	6252.4	0
360	7	24	1983	0.51	0	0.16	0	0	-1.68	0	1.82	0.21	0	0	6252.6	0
360	8	24	1983	0	0	1	0	0	0	0	-1.2	0.21	0	0	6253.6	0
360	9	24	1983	0	0	0.84	0	0	0	0	-1.05	0.21	0	0	6254.4	0
360	10	24	1983	5.33	0	-0.02	0	0	5.26	0	-0.11	0.21	0	0	6254.4	0
360	11	24	1983	5.84	0	-0.17	0	0	-1.45	0	2.81	0.21	4.44	0	6254.2	0
360	12	24	1983	1.52	0	-0.03	0	0	1.8	0	-0.45	0.2	0	0	6254.2	0
360	13	24	1983	0	0	0.05	0	0	0.15	0	-0.4	0.2	0	0	6254.2	0
360	14	24	1983	0	0	0.04	0	0	0.08	0	-0.32	0.2	0	0	6254.3	0
360	15	24	1983	4.57	0	-0.19	0	0	4.84	0	-0.28	0.2	0	0	6254.1	0
360	16	24	1983	3.05	0	-0.1	0	0	3.2	0	-0.25	0.2	0	0	6254	0
360	17	24	1983	3.05	0	-0.19	0	0	3.31	0	-0.27	0.2	0	0	6253.8	0
360	18	24	1983	0.25	0	0	0	0	0.35	0	-0.3	0.2	0	0	6253.8	0
360	19	24	1983	0	0	0	0	0	0.12	0	-0.33	0.2	0	0	6253.8	0
360	20	24	1983	0	0	-0.02	0	0	0.16	0	-0.34	0.2	0	0	6253.8	0
360	21	24	1983	0	0	-0.02	0	0	0.16	0	-0.34	0.2	0	0	6253.7	0
360	22	24	1983	0	0	-0.05	0	0	0.15	0	-0.3	0.2	0	0	6253.7	0
360	23	24	1983	13.21	0	-0.26	0	0	13.49	0	-0.22	0.2	0	0	6253.4	0
360	24	24	1983	2.29	0	-0.16	0	0	1.47	0	0.78	0.2	0	0	6253.3	0
360	25	24	1983	0.51	0	-0.01	0	0	0.07	0	0.16	0.2	0.08	0	6253.3	0
360	26	24	1983	1.27	0	0.19	0	0	1.13	0	-0.26	0.2	0	0	6253.5	0
360	27	24	1983	0	0	0.03	0	0	0.03	0	-0.26	0.2	0	0	6253.5	0
360	28	24	1983	0	0	-0.01	0	0	0.08	0	-0.27	0.2	0	0	6253.5	0
360	29	24	1983	0	0	0.1	0	0	-0.06	0	-0.23	0.2	0	0	6253.6	0
360	30	24	1983	5.08	0	0.05	0	0	0.94	0	0.26	0.2	3.64	0	6253.6	0
360	31	24	1983	0	0	-0.06	0	0	-1.13	0	-0.12	0.2	1.12	0	6253.6	0
360	32	24	1983	0	0	-0.02	0	0	0.06	0	-0.23	0.19	0	0	6253.5	0
360	33	24	1983	7.11	0	-0.04	0	0	6.41	0	-0.16	0.19	0.7	0	6253.5	0
360	34	24	1983	9.65	0	-0.27	0	0	-4.42	0	0	0.19	14.15	0	6253.2	0
360	35	24	1983	2.03	0	0.25	0	0	1.82	0	-0.23	0.19	0	0	6253.5	0
360	36	24	1983	0	0	0.15	0	0	-0.1	0	-0.25	0.19	0	0	6253.6	0
360	37	24	1983	0	0	0.16	0	0	-0.12	0	-0.24	0.19	0	0	6253.8	0
360	38	24	1983	6.1	0	-0.03	0	0	6.14	0	-0.21	0.19	0	0	6253.8	0
360	39	24	1983	1.02	0	-0.03	0	0	1.06	0	-0.2	0.19	0	0	6253.7	0
360	40	24	1983	0	0	0	0	0	0.02	0	-0.22	0.19	0	0	6253.7	0
360	41	24	1983	0	0	0	0	0	0.04	0	-0.23	0.19	0	0	6253.7	0
360	42	24	1983	0	0	0.15	0	0	-0.12	0	-0.22	0.19	0	0	6253.9	0
360	43	24	1983	0	0	0.04	0	0	-0.02	0	-0.21	0.19	0	0	6253.9	0
360	44	24	1983	0	0	0.05	0	0	-0.03	0	-0.21	0.19	0	0	6254	0
360	45	24	1983	0	0	0.15	0	0	-0.15	0	-0.19	0.19	0	0	6254.1	0
360	46	24	1983	0	0	-0.01	0	0	-0.01	0	-0.18	0.19	0	0	6254.1	0
360	47	24	1983	0	0	-0.08	0	0	-0.63	0	-0.06	0.19	0.59	0	6254	0
360	48	24	1983	0.25	0	-0.15	0	0	-4.46	0	0.05	0.19	4.62	0	6253.9	0
360	49	24	1983	0	0	0.07	0	0	-2.69	0	-0.07	0.19	2.5	0	6254	0
360	50	24	1983	0	0	0.24	0	0	-1.62	0	-0.15	0.19	1.34	0	6254.2	0
360	51	24	1983	0	0	0.2	0	0	-3.05	0	-0.03	0.19	2.7	0	6254.4	0
360	52	24	1983	0	0	0.07	0	0	-8.74	0	0.67	0.19	7.81	0	6254.5	0
360	53	24	1983	0	0	0.08	0	0	-4.16	0	1.83	0.19	2.07	0	6254.6	0
360	54	24	1983	1.02	0	-0.02	0	0	-13.99	0	4.04	0.18	10.81	0	6254.5	0
360	55	24	1983	0	0	0.49	0	0	-5.42	0	-0.37	0.18	5.13	0	6255	0
360	56	24	1983	0	0	2.05	0	0	0	0	-2.24	0.18	0	0	6257.1	0
360	57	24	1983	0	0	2.37	0	0	0	0	-2.55	0.18	0	0	6259.4	0
360	58	24	1983	0	0	1.18	0	0	0	0	-1.37	0.18	0	0	6260.6	0
360	59	24	1983	0	0	0.55	0	0	0	0	-0.73	0.18	0	0	6261.2	0
360	60	24	1983	0	0	0.86	0	0	0	0	-1.04	0.18	0	0	6262	0
360	61	24	1983	0	0	1.7	0	0	0	0	-1.88	0.18	0	0	6263.7	0
360	62	24	1983	0	0	1.74	0	0	0	0	-1.93	0.18	0	0	6265.5	0
360	63	24	1983	4.06	0	1.58	0	0	0	0	2.3	0.18	0	0	6267	0
360	64	24	1983	0	0	2.26	0	0	0	0	-2.44	0.18	0	0	6269.3	0
360	65	24	1983	0.25	0	1.17	0	0	0	0	-1.1	0.18	0	0	6270.5	0

Attachment D-1
Honeywell
Wastebeds 9-15 SWSR Pre-Design Investigation
SHAW Output Data

RUN	DAY	HR	YR	PRECIP	precip INTRCP	ET	TRANSP	CANOPY chg in storage	SNOW chg in storage	RESIDUE chg in storage	SOIL chg in storage	PERC	RUNOFF	PONDED	Etcum	ERROR
360	66	24	1983	0.76	0	1.56	0	0	0	0	-0.98	0.18	0	0	6272	0
360	67	24	1983	3.05	0	2.06	0	0	0	0	0.81	0.18	0	0	6274.1	0
360	68	24	1983	0.51	0	2.27	0	0	0	0	-1.94	0.18	0	0	6276.4	0
360	69	24	1983	5.08	0	2.17	0	0	0	0	2.73	0.18	0	0	6278.5	0
360	70	24	1983	6.35	0	1.98	0	0	0	0	4.19	0.18	0	0	6280.5	0
360	71	24	1983	0	0	2.68	0	0	0	0	-2.86	0.18	0	0	6283.2	0
360	72	24	1983	0	0	4.3	0	0	0	0	-4.47	0.18	0	0	6287.5	0
360	73	24	1983	0	0	1.11	0	0	0	0	-1.28	0.18	0	0	6288.6	0
360	74	24	1983	0	0	2.26	0	0	0	0	-2.44	0.18	0	0	6290.9	0
360	75	24	1983	0	0	2.59	0	0	0	0	-2.77	0.18	0	0	6293.5	0
360	76	24	1983	0	0	1.68	0	0	0	0	-1.85	0.18	0	0	6295.1	0
360	77	24	1983	2.29	0	3.79	0	0	0	0	-1.68	0.18	0	0	6298.9	0
360	78	24	1983	2.79	0	2.37	0	0	0	0	0.25	0.17	0	0	6301.3	0
360	79	24	1983	1.02	0	2.79	0	0	0	0	-1.95	0.17	0	0	6304.1	0
360	80	24	1983	17.78	0	0.23	0	0	14.04	0	3.34	0.17	0	0	6304.3	0
360	81	24	1983	0.51	0	0.48	0	0	-0.79	0	0.64	0.17	0	0	6304.8	0
360	82	24	1983	3.3	0	0.47	0	0	2.96	0	-0.31	0.17	0	0	6305.3	0
360	83	24	1983	0	0	0.33	0	0	-0.2	0	-0.31	0.17	0	0	6305.6	0
360	84	24	1983	0	0	0.24	0	0	-0.16	0	-0.25	0.17	0	0	6305.9	0
360	85	24	1983	0	0	0.1	0	0	-1.01	0	0.73	0.17	0	0	6306	0
360	86	24	1983	3.3	0	0.07	0	0	-0.14	0	3.19	0.17	0	0	6306	0
360	87	24	1983	6.1	0	-0.22	0	0	-8.64	0	14.79	0.17	0	0	6305.8	0
360	88	24	1983	1.27	0	0.79	0	0	-0.4	0	0.71	0.17	0	0	6306.6	0
360	89	24	1983	0	0	0.6	0	0	-0.88	0	-0.4	0.17	0.5	0	6307.2	0
360	90	24	1983	0	0	0.27	0	0	-3.09	0	-0.44	0.17	3.09	0	6307.5	0
360	91	24	1983	0	0	0.71	0	0	-1.71	0	-0.73	0.17	1.56	0	6308.2	0
360	92	24	1983	0.51	0	3.39	0.02	0	0	0	-3.52	0.17	0.47	0	6311.6	0
360	93	24	1983	2.79	0	3.21	0.02	0	0	0	-0.6	0.17	0	0	6314.8	0.01
360	94	24	1983	0	0	3.62	0.07	0	0	0	-3.8	0.17	0	0	6318.4	0.01
360	95	24	1983	0	0	1.98	0.06	0	0	0	-2.15	0.17	0	0	6320.4	0
360	96	24	1983	0	0	1.03	0.08	0	0	0	-1.2	0.17	0	0	6321.4	0
360	97	24	1983	5.84	0	1.19	0.03	0	0	0	4.48	0.17	0	0	6322.6	0
360	98	24	1983	0	0	1.84	0.12	0	0	0	-2	0.17	0	0	6324.4	0
360	99	24	1983	1.27	0	3.97	0.22	0	0	0	-2.87	0.17	0	0	6328.4	0
360	100	24	1983	22.1	0	3.4	0.14	0	0	0	18.53	0.17	0	0	6331.8	0
360	101	24	1983	0	0	2.92	0.22	0	0	0	-3.08	0.17	0	0	6334.7	0
360	102	24	1983	0.51	0	3.47	0.21	0	0	0	-3.12	0.17	0	0	6338.2	-0.01
360	103	24	1983	0	0	3.84	0.53	0	0	0	-4	0.17	0	0	6342	-0.01
360	104	24	1983	0	0	3.81	0.53	0	0	0	-3.96	0.17	0	0	6345.8	-0.01
360	105	24	1983	26.42	0	1.5	0.05	0	0	0	24.75	0.16	0	0	6347.3	0
360	106	24	1983	12.7	0	1.95	0.06	0	0	0	10.59	0.16	0	0	6349.3	-0.01
360	107	24	1983	0	0	1.53	0.32	0	0	0	-1.69	0.16	0	0	6350.8	-0.01
360	108	24	1983	0	0	1.99	0.21	0	0	0	-2.15	0.16	0	0	6352.8	-0.01
360	109	24	1983	13.46	0	0.52	0	0	5.14	0	7.64	0.16	0	0	6353.3	0
360	110	24	1983	10.16	0	0.78	0	0	-5.14	0	14.37	0.16	0	0	6354.1	-0.01
360	111	24	1983	7.87	0	1.66	0	0	0	0	6.06	0.16	0	0	6355.8	-0.01
360	112	24	1983	0	0	2.41	0.53	0	0	0	-2.56	0.16	0	0	6358.2	-0.01
360	113	24	1983	0	0	2.49	0.78	0	0	0	-2.64	0.16	0	0	6360.7	-0.01
360	114	24	1983	12.95	0	1.43	0.02	0	0	0	11.37	0.16	0	0	6362.1	-0.01
360	115	24	1983	10.67	0.09	1.48	0	0	0	0	8.95	0.16	0	0	6363.6	-0.01
360	116	24	1983	0	0	2.17	0.9	0	0	0	-2.23	0.16	0	0	6365.7	-0.01
360	117	24	1983	0	0	3.43	1.38	0	0	0	-3.59	0.16	0	0	6369.2	-0.01
360	118	24	1983	3.56	0	4.1	1.06	0	0	0	-0.7	0.16	0	0	6373.3	-0.01
360	119	24	1983	6.86	0	3.56	0.77	0	0	0	3.15	0.16	0	0	6376.8	-0.01
360	120	24	1983	23.37	0	4.24	0.95	0	0	0	18.99	0.16	0	0	6381.1	-0.02
360	121	24	1983	7.11	0	2.93	0.55	0	0	0	4.06	0.16	0	0	6384	-0.04
360	122	24	1983	8.13	0	3.15	0.91	0	0	0	4.85	0.16	0	0	6387.2	-0.03
360	123	24	1983	1.27	0	3.32	0.87	0	0	0	-2.17	0.16	0	0	6390.5	-0.04
360	124	24	1983	0	0	3.78	1.11	0	0	0	-3.9	0.16	0	0	6394.3	-0.04
360	125	24	1983	1.78	0	2.77	0.7	0	0	0	-1.13	0.16	0	0	6397	-0.02
360	126	24	1983	0	0	3.46	1.5	0	0	0	-3.59	0.16	0	0	6400.5	-0.03
360	127	24	1983	0	0	6.37	3.09	0	0	0	-6.51	0.16	0	0	6406.9	-0.02
360	128	24	1983	17.78	0	4.09	0.99	0	0	0	13.55	0.16	0	0	6411	-0.02
360	129	24	1983	0	0	2.96	0.89	0	0	0	-3.08	0.16	0	0	6413.9	-0.04
360	130	24	1983	0	0	3.08	1.17	0	0	0	-3.22	0.16	0	0	6417	-0.02
360	131	24	1983	0	0	3.29	1.52	0	0	0	-3.43	0.16	0	0	6420.3	-0.02
360	132	24	1983	0	0	2.17	1.25	0	0	0	-2.31	0.16	0	0	6422.5	-0.02
360	133	24	1983	0	0	2.97	1.85	0	0	0	-3.11	0.16	0	0	6425.4	-0.02
360	134	24	1983	0	0	2.48	1.89	0	0	0	-2.6	0.16	0	0	6427.9	-0.03
360	135	24	1983	6.35	0	4.59	1.31	0	0	0	1.64	0.16	0	0	6432.5	-0.03
360	136	24	1983	0	0	2.87	0.92	0	0	0	-2.99	0.16	0	0	6435.4	-0.03
360	137	24	1983	0	0	3.19	1.43	0	0	0	-3.32	0.15	0	0	6438.6	-0.03
360	138	24	1983	0	0	4.05	2.16	0	0	0	-4.18	0.15	0	0	6442.6	-0.02
360	139	24	1983	8.64	0	3.29	1.02	0	0	0	5.22	0.15	0	0	6445.9	-0.03
360	140	24	1983	0	0	3.71	2.44	0	0	0	-3.84	0.15	0	0	6449.6	-0.03
360	141	24	1983	0	0	2.32	1.6	0	0	0	-2.43	0.15	0	0	6451.9	-0.04
360	142	24	1983	2.03	0	3.8	1.51	0	0	0	-1.88	0.15	0	0	6455.7	-0.04
360	143	24	1983	0	0	3	2.13	0	0	0	-3.11	0.15	0	0	6458.7	-0.04
360	144	24	1983	0	0	2.59	1.33	0	0	0	-2.71	0.15	0	0	6461.3	-0.03
360	145	24	1983	0.76	0	5.54	3.03	0	0	0	-4.91	0.15	0	0	6466.9	-0.02
360	146	24	1983	10.41	0	4.98	1.37	0	0	0	5.31	0.15	0	0	6471.8	-0.03
360	147	24	1983	0	0	2.79	1.43	0	0	0	-2.91	0.15	0	0	6474.6	-0.03
360	148	24	1983	0	0	4.52	2.68	0	0	0	-4.65	0.15	0	0	6479.1	-0.02
360	149	24	1983	1.27	0	2.25	1.04	0	0	0	-1.13	0.15	0	0	6481.4	-0.01
360	150	24	1983	5.59	0	3.09	1.11	0	0	0	2.37	0.15	0	0	6484.5	-0.03
360	151	24	1983	13.46	0	3.7	1.02	0	0	0	9.64	0.15	0	0	6488.2	-0.03
360	152	24	1983	0	0	3.34	2.04	0	0	0	-3.45	0.15	0	0	6491.5	-0.04
360	153	24	1983	0	0	5.5	3.46	0	0	0	-5.62	0.15	0	0	6497	-0.04
360	154	24	1983	0	0	5.48	3.58	0	0	0	-5.61	0.15	0	0	6502.5	-0.03
360	155	24	1983	5.08	0	2.67	0.13	0	0	0	2.29	0.15	0	0	6505.2	-0.03
360	156	24	1983	0	0	4.98	3.35	0	0	0	-5.09	0.15	0	0	6510.2	-0.03
360	157	24	1983	4.32	0	5.37	1.8	0	0	0	-1.18	0.15	0	0	6515.5	-0.03
360	158	24	1983	0	0	5.08	3.24	0	0	0	-5.19	0.15	0	0	6520.6	-0.04
360	159	24	1983	0	0	5.73	3.37	0	0	0	-5.85	0.15	0	0	6526.3	-0.03
360	160	24	1983	0	0	5.65	3.95	0	0	0	-5.78	0.15	0	0	6532	-0.03
360	161	24	1983	0	0	4.99	3.88	0	0	0	-5.12	0.15	0	0	6537	-0.02
360	162	24	1983	0	0	5.84	4.1	0	0	0	-5.97	0.15	0	0	6542.8	-0.02
360	163	24	1983	0	0	6.66	4.93	0	0	0	-6.81	0.15	0	0	6549.5	-0.01
360	164	24	1983	0	0	5.82	4.36	0	0	0	-5.94	0.15	0	0	6555.3	-0.03
360	165	24	1983	0	0	5.56	4.64	0	0	0	-5.68	0.15	0	0	6560.9	-0.03
360	166	24	1983	0	0	3.92	3.54	0	0	0	-4.03	0.15	0	0	6564.8	-0.04
360	167	24	1983	0	0	2.06	1.76	0	0	0	-2.17	0.15	0	0	6566.8	-0.04
360	168	24	1983	8.89	0	5.45	1.64	0	0	0	3.33	0.15	0	0	6572.3	-0.04

Attachment D-1
Honeywell
Wastebeds 9-15 SWSR Pre-Design Investigation
SHAW Output Data

RUN	DAY	HR	YR	PRECIP	precip INTRCP	ET	TRANSP	CANOPY chg in storage	SNOW chg in storage	RESIDUE chg in storage	SOIL chg in storage	PERC	RUNOFF	PONDED	Etcum	ERROR
360	169	24	1983	0	0	1.89	0.69	0	0	0	-1.98	0.15	0	0	6574.2	-0.06
360	170	24	1983	0	0	1.67	0.67	0	0	0	-1.76	0.15	0	0	6575.9	-0.06
360	171	24	1983	0	0	1.71	0.57	0	0	0	-1.84	0.15	0	0	6577.6	-0.02
360	172	24	1983	0	0	1.4	0.69	0	0	0	-1.51	0.15	0	0	6579	-0.04
360	173	24	1983	0	0	0.79	0.66	0	0	0	-0.9	0.15	0	0	6579.8	-0.04
360	174	24	1983	0	0	0.57	0.59	0	0	0	-0.69	0.15	0	0	6580.3	-0.04
360	175	24	1983	0	0	0.53	0.54	0	0	0	-0.65	0.15	0	0	6580.9	-0.04
360	176	24	1983	0	0	0.35	0.46	0	0	0	-0.47	0.15	0	0	6581.2	-0.03
360	177	24	1983	0	0	0.77	0.53	0	0	0	-0.89	0.15	0	0	6582	-0.03
360	178	24	1983	0	0	0.34	0.52	0	0	0	-0.47	0.15	0	0	6582.3	-0.03
360	179	24	1983	19.81	0.09	3.11	0.12	0	0	0	16.49	0.15	0	0	6585.4	-0.03
360	180	24	1983	0	0	5.21	3.94	0	0	0	-5.23	0.15	0	0	6590.6	-0.05
360	181	24	1983	0	0	5.32	4.26	0	0	0	-5.42	0.15	0	0	6596	-0.06
360	182	24	1983	5.33	0	5.96	2.44	0	0	0	-0.78	0.15	0	0	6601.9	0
360	183	24	1983	0	0	2.02	1.53	0	0	0	-2.2	0.15	0	0	6603.9	0.03
360	184	24	1983	0	0	2.25	1.08	0	0	0	-2.36	0.15	0	0	6606.2	-0.05
360	185	24	1983	1.52	0	3.17	0.68	0	0	0	-1.73	0.15	0	0	6609.4	-0.07
360	186	24	1983	0	0	1.01	0.42	0	0	0	-1.1	0.16	0	0	6610.4	-0.07
360	187	24	1983	0.51	0	1.33	0.39	0	0	0	-0.91	0.16	0	0	6611.7	-0.07
360	188	24	1983	0	0	1.12	0.55	0	0	0	-1.23	0.16	0	0	6612.8	-0.05
360	189	24	1983	0	0	0.69	0.58	0	0	0	-0.83	0.16	0	0	6613.5	-0.02
360	190	24	1983	2.03	0	2.39	0.44	0	0	0	-0.48	0.16	0	0	6615.9	-0.04
360	191	24	1983	0	0	0.82	0.52	0	0	0	-0.93	0.16	0	0	6616.7	-0.04
360	192	24	1983	0	0	0.46	0.53	0	0	0	-0.6	0.16	0	0	6617.2	-0.01
360	193	24	1983	0	0	0.24	0.55	0	0	0	-0.4	0.16	0	0	6617.4	0
360	194	24	1983	0	0	0.87	0.54	0	0	0	-0.97	0.16	0	0	6618.3	-0.05
360	195	24	1983	0	0	0.75	0.58	0	0	0	-0.89	0.16	0	0	6619	-0.02
360	196	24	1983	0	0	0.41	0.57	0	0	0	-0.56	0.16	0	0	6619.4	0
360	197	24	1983	0	0	0.57	0.54	0	0	0	-0.68	0.16	0	0	6620	-0.05
360	198	24	1983	0	0	0.81	0.54	0	0	0	-0.91	0.16	0	0	6620.8	-0.06
360	199	24	1983	0	0	0.4	0.55	0	0	0	-0.56	0.16	0	0	6621.2	0
360	200	24	1983	0	0	0.63	0.48	0	0	0	-0.74	0.16	0	0	6621.8	-0.05
360	201	24	1983	0	0	0.72	0.56	0	0	0	-0.86	0.16	0	0	6622.6	-0.02
360	202	24	1983	14.22	0	6.56	2.7	0	0	0	7.53	0.16	0	0	6629.1	-0.03
360	203	24	1983	0	0	4.68	2.98	0	0	0	-4.78	0.16	0	0	6633.8	-0.07
360	204	24	1983	0	0	1.73	0.49	0	0	0	-1.85	0.16	0	0	6635.5	-0.05
360	205	24	1983	3.05	0	3.65	0.35	0	0	0	-0.75	0.16	0	0	6639.2	-0.02
360	206	24	1983	0	0	1.53	0.48	0	0	0	-1.62	0.17	0	0	6640.7	-0.07
360	207	24	1983	0	0	1.42	0.53	0	0	0	-1.52	0.17	0	0	6642.1	-0.06
360	208	24	1983	0	0	0.79	0.54	0	0	0	-0.92	0.17	0	0	6642.9	-0.04
360	209	24	1983	0.51	0	0.73	0.47	0	0	0	-0.38	0.17	0	0	6643.6	-0.01
360	210	24	1983	9.4	0	4.64	1.2	0	0	0	4.59	0.17	0	0	6648.3	0
360	211	24	1983	5.84	0	5.8	2	0	0	0	-0.08	0.17	0	0	6654.1	-0.04
360	212	24	1983	16.26	0	5.95	2.18	0	0	0	10.23	0.17	0	0	6660	-0.09
360	213	24	1983	17.53	0	6.8	2.69	0	0	0	10.65	0.17	0	0	6666.8	-0.09
360	214	24	1983	0	0	5.6	3.97	0	0	0	-5.68	0.17	0	0	6672.4	-0.09
360	215	24	1983	0	0	5.08	4.16	0	0	0	-5.17	0.17	0	0	6677.5	-0.08
360	216	24	1983	0	0	2.92	2.47	0	0	0	-3.06	0.17	0	0	6680.4	-0.04
360	217	24	1983	2.79	0	4.81	2.1	0	0	0	-2.15	0.17	0	0	6685.2	-0.04
360	218	24	1983	0	0	4.23	3.21	0	0	0	-4.31	0.17	0	0	6689.5	-0.09
360	219	24	1983	0	0	3.12	1.91	0	0	0	-3.21	0.17	0	0	6692.6	-0.08
360	220	24	1983	2.29	0	3.26	0.67	0	0	0	-1.09	0.17	0	0	6695.8	-0.06
360	221	24	1983	0	0	2.09	0.51	0	0	0	-2.2	0.17	0	0	6697.9	-0.07
360	222	24	1983	0	0	1.18	0.47	0	0	0	-1.3	0.17	0	0	6699.1	-0.06
360	223	24	1983	12.45	0.2	3.2	0.09	0	0	0	8.88	0.18	0	0	6702.3	-0.01
360	224	24	1983	2.03	0	2.24	0.02	0	0	0	-0.15	0.18	0	0	6704.6	-0.03
360	225	24	1983	0	0	2.91	2.33	0	0	0	-3.02	0.18	0	0	6707.5	-0.07
360	226	24	1983	0	0	2.98	2.29	0	0	0	-3.09	0.18	0	0	6710.4	-0.06
360	227	24	1983	0	0	1.03	0.63	0	0	0	-1.19	0.18	0	0	6711.5	-0.02
360	228	24	1983	0	0	1.68	0.65	0	0	0	-1.82	0.18	0	0	6713.2	-0.04
360	229	24	1983	0	0	1.15	0.47	0	0	0	-1.28	0.18	0	0	6714.3	-0.05
360	230	24	1983	13.21	0	4.28	1.13	0	0	0	8.78	0.18	0	0	6718.6	-0.03
360	231	24	1983	0	0	4.98	3.67	0	0	0	-5.09	0.18	0	0	6723.6	-0.07
360	232	24	1983	0	0	2.49	1.67	0	0	0	-2.64	0.18	0	0	6726.1	-0.04
360	233	24	1983	0	0	2.27	0.53	0	0	0	-2.39	0.18	0	0	6728.3	-0.05
360	234	24	1983	10.16	0	4.51	1.08	0	0	0	5.49	0.18	0	0	6732.8	-0.02
360	235	24	1983	0	0	3.66	2.58	0	0	0	-3.78	0.18	0	0	6736.5	-0.06
360	236	24	1983	0	0	1.26	0.53	0	0	0	-1.39	0.18	0	0	6737.8	-0.05
360	237	24	1983	0	0	1.73	0.53	0	0	0	-1.87	0.18	0	0	6739.5	-0.04
360	238	24	1983	0	0	1.66	0.51	0	0	0	-1.83	0.18	0	0	6741.2	-0.01
360	239	24	1983	0	0	0.9	0.46	0	0	0	-1.06	0.18	0	0	6742.1	-0.03
360	240	24	1983	0	0	0.91	0.49	0	0	0	-1.02	0.19	0	0	6743	-0.07
360	241	24	1983	0	0	0.25	0.41	0	0	0	-0.4	0.19	0	0	6743.2	-0.04
360	242	24	1983	10.41	0	3.7	0.88	0	0	0	6.57	0.19	0	0	6746.9	-0.05
360	243	24	1983	0.25	0	3.41	2.04	0	0	0	-3.27	0.19	0	0	6750.3	-0.06
360	244	24	1983	0	0	1.98	0.52	0	0	0	-2.12	0.19	0	0	6752.3	-0.05
360	245	24	1983	0	0	1.59	0.39	0	0	0	-1.73	0.19	0	0	6753.9	-0.04
360	246	24	1983	0	0	0.67	0.34	0	0	0	-0.82	0.19	0	0	6754.6	-0.03
360	247	24	1983	0	0	0.65	0.37	0	0	0	-0.8	0.19	0	0	6755.2	-0.04
360	248	24	1983	1.27	0	1.35	0.32	0	0	0	-0.24	0.19	0	0	6756.6	-0.03
360	249	24	1983	0	0	0.9	0.39	0	0	0	-1.08	0.19	0	0	6757.5	-0.02
360	250	24	1983	0.76	0	1.36	0.33	0	0	0	-0.76	0.19	0	0	6758.8	-0.03
360	251	24	1983	0	0	0.67	0.36	0	0	0	-0.82	0.19	0	0	6759.5	-0.03
360	252	24	1983	0	0	0.51	0.37	0	0	0	-0.67	0.19	0	0	6760	-0.03
360	253	24	1983	23.37	0	4.22	1.65	0	0	0	19	0.19	0	0	6764.2	-0.04
360	254	24	1983	0	0	2.96	1.93	0	0	0	-3.07	0.19	0	0	6767.2	-0.08
360	255	24	1983	0	0	2.43	1.49	0	0	0	-2.58	0.19	0	0	6769.6	-0.04
360	256	24	1983	0	0	3.23	2.02	0	0	0	-3.37	0.19	0	0	6772.8	-0.05
360	257	24	1983	0	0	2.4	1.44	0	0	0	-2.54	0.19	0	0	6775.2	-0.05
360	258	24	1983	0	0	2.66	1.56	0	0	0	-2.82	0.19	0	0	6777.9	-0.03
360	259	24	1983	0.51	0	2.04	0.87	0	0	0	-1.69	0.19	0	0	6779.9	-0.03
360	260	24	1983	3.3	0	2.64	0.32	0	0	0	0.38	0.19	0	0	6782.6	0.09
360	261	24	1983	1.02	0	2.58	0.7	0	0	0	-1.75	0.19	0	0	6785.2	-0.01
360	262	24	1983	17.27	0	4.28	1.64	0	0	0	12.78	0.19	0	0	6789.4	0.02
360	263	24	1983	0	0	3.14	2.29	0	0	0	-3.28	0.19	0	0	6792.6	-0.06
360	264	24	1983	27.94	0	4.58	1.56	0	0	0	23.23	0.2	0	0	6797.2	-0.06
360	265	24	1983	0	0	4.15	1.89	0	0	0	-4.29	0.2	0	0	6801.3	-0.06
360	266	24	1983	0	0	3.9	1.98	0	0	0	-4.05	0.2	0	0	6805.2	-0.05
360	267	24	1983	0	0	2.99	1.68	0	0	0	-3.18	0.2	0	0	6808.2	-0.01
360	268	24	1983	0	0	1.95	1.29	0	0	0	-2.13	0.2	0	0	6810.2	-0.01
360	269	24	1983	0.25	0	2.28	1.4	0	0	0	-2.21	0.2	0	0	6812.4	-0.01
360	270	24	1983	0	0	2.07	1.2	0	0	0	-2.23	0.2	0	0	6814.5	-0.04
360	271	24	1983	0	0	1.76	1.04	0	0	0	-1.9	0.2	0	0	6816.3	-0.06

Attachment D-1
Honeywell
Wastebeds 9-15 SWSR Pre-Design Investigation
SHAW Output Data

RUN	DAY	HR	YR	PRECIP	precip INTRCP	ET	TRANSP	CANOPY chg in storage	SNOW chg in storage	RESIDUE chg in storage	SOIL chg in storage	PERC	RUNOFF	PONDED	Etcum	ERROR
360	272	24	1983	0	0	2.35	1.31	0	0	0	-2.49	0.2	0	0	6818.6	-0.05
360	273	24	1983	0	0	1.94	1.13	0	0	0	-2.07	0.2	0	0	6820.6	-0.07
360	274	24	1983	0	0	2.25	1.24	0	0	0	-2.42	0.2	0	0	6822.8	-0.03
360	275	24	1983	0	0	1.03	0.66	0	0	0	-1.18	0.2	0	0	6823.8	-0.05
360	276	24	1983	0	0	2.63	1.53	0	0	0	-2.78	0.2	0	0	6826.5	-0.05
360	277	24	1983	2.03	0	1.76	0.46	0	0	0	0.09	0.2	0	0	6828.2	-0.02
360	278	24	1983	10.92	0	2.73	0.42	0	0	0	8.06	0.2	0	0	6831	-0.06
360	279	24	1983	1.27	0	3.52	0.99	0	0	0	-2.39	0.2	0	0	6834.5	-0.06
360	280	24	1983	0	0	3.15	1.15	0	0	0	-3.3	0.2	0	0	6837.6	-0.05
360	281	24	1983	0.51	0	2.91	1.28	0	0	0	-2.58	0.2	0	0	6840.6	-0.02
360	282	24	1983	0	0	1.49	0.46	0	0	0	-1.66	0.2	0	0	6842.1	-0.04
360	283	24	1983	0	0	1.28	0.54	0	0	0	-1.44	0.2	0	0	6843.3	-0.04
360	284	24	1983	0	0	1.84	0.71	0	0	0	-2.01	0.2	0	0	6845.2	-0.03
360	285	24	1983	8.89	0.1	1	0.03	0	0	0	7.57	0.2	0	0	6846.2	0.02
360	286	24	1983	13.72	0	2.07	0.5	0	0	0	11.56	0.2	0	0	6848.2	-0.01
360	287	24	1983	0	0	4.38	0.83	0	0	0	-4.5	0.2	0	0	6852.6	-0.08
360	288	24	1983	0	0	2.76	0.55	0	0	0	-2.91	0.2	0	0	6855.4	-0.04
360	289	24	1983	0	0	1.51	0.45	0	0	0	-1.68	0.2	0	0	6856.9	-0.03
360	290	24	1983	0	0	1.9	0.61	0	0	0	-2.08	0.2	0	0	6858.8	-0.02
360	291	24	1983	0	0	1.32	0.34	0	0	0	-1.49	0.2	0	0	6860.1	-0.02
360	292	24	1983	0	0	1.6	0.31	0	0	0	-1.76	0.2	0	0	6861.7	-0.04
360	293	24	1983	0	0	1.77	0.33	0	0	0	-1.93	0.2	0	0	6863.5	-0.03
360	294	24	1983	0	0	1.72	0.36	0	0	0	-1.9	0.2	0	0	6865.2	-0.02
360	295	24	1983	0	0	0.92	0.29	0	0	0	-1.11	0.2	0	0	6866.1	-0.01
360	296	24	1983	7.62	0.1	0.33	0.03	0	0	0	6.99	0.2	0	0	6866.5	0.01
360	297	24	1983	0	0	0.96	0.06	0	0	0	-1.05	0.2	0	0	6867.4	-0.01
360	298	24	1983	0	0	1.77	0.15	0	0	0	-1.96	0.2	0	0	6869.2	-0.01
360	299	24	1983	3.3	0	1.65	0.04	0	0	0	1.45	0.2	0	0	6870.8	0
360	300	24	1983	2.03	0	1.86	0.03	0	0	0	-0.02	0.2	0	0	6872.7	0
360	301	24	1983	0	0	3.66	0.14	0	0	0	-3.86	0.2	0	0	6876.4	0
360	302	24	1983	0	0	2.86	0.06	0	0	0	-3.05	0.2	0	0	6879.2	0
360	303	24	1983	0	0	0.59	0.05	0	0	0	-0.79	0.2	0	0	6879.8	0
360	304	24	1983	0	0	0.36	0.05	0	0	0	-0.56	0.2	0	0	6880.2	0
360	305	24	1983	0	0	-0.18	0	0	0	0	-0.01	0.2	0	0	6880	0
360	306	24	1983	5.33	0	0.45	0	0	0	0	4.69	0.2	0	0	6880.4	0
360	307	24	1983	3.3	0	1.22	0	0	0	0	1.89	0.2	0	0	6881.7	0
360	308	24	1983	1.78	0	1.68	0	0	0	0	-0.1	0.2	0	0	6883.3	0
360	309	24	1983	0.76	0	0.76	0	0	0	0	-0.19	0.2	0	0	6884.1	0
360	310	24	1983	0	0	0.59	0	0	0	0	-0.78	0.2	0	0	6884.7	0
360	311	24	1983	0	0	0.72	0	0	0	0	-0.92	0.2	0	0	6885.4	0
360	312	24	1983	0	0	1.51	0	0	0	0	-1.71	0.2	0	0	6886.9	0
360	313	24	1983	0	0	0.88	0	0	0	0	-1.08	0.2	0	0	6887.8	0
360	314	24	1983	24.13	0	1.05	0	0	0	0	22.89	0.2	0	0	6888.8	0
360	315	24	1983	8.13	0	0.83	0	0	0	0	7.11	0.19	0	0	6889.7	0
360	316	24	1983	4.32	0	0.97	0	0	4.28	0	-1.12	0.19	0	0	6890.6	0
360	317	24	1983	0	0	0.1	0	0	0.12	0	-0.41	0.19	0	0	6890.7	0
360	318	24	1983	0	0	0.1	0	0	-0.06	0	-0.23	0.19	0	0	6890.8	0
360	319	24	1983	5.33	0	-0.18	0	0	-1.81	0	4.6	0.19	2.53	0	6890.7	0
360	320	24	1983	6.35	0	-0.26	0	0	-2.52	0	3.11	0.19	5.84	0	6890.4	-0.01
360	321	24	1983	7.37	0	1.32	0	0	0	0	5.86	0.19	0	0	6891.7	0
360	322	24	1983	0	0	1.61	0	0	0	0	-1.8	0.19	0	0	6893.3	0
360	323	24	1983	0	0	0.36	0	0	0	0	-0.55	0.19	0	0	6893.7	0
360	324	24	1983	2.54	0	1.83	0	0	0	0	0.51	0.19	0	0	6895.5	0
360	325	24	1983	11.18	0	2.79	0	0	0	0	8.19	0.19	0	0	6898.3	0
360	326	24	1983	0	0	1.46	0	0	0	0	-1.65	0.19	0	0	6899.8	0
360	327	24	1983	0.76	0	1.11	0	0	0	0	-0.54	0.19	0	0	6900.9	0
360	328	24	1983	5.08	0	0.45	0	0	0	0	4.44	0.19	0	0	6901.3	0
360	329	24	1983	8.13	0	1.89	0	0	0	0	6.05	0.19	0	0	6903.2	0
360	330	24	1983	0	0	1.38	0	0	0	0	-1.57	0.19	0	0	6904.6	0
360	331	24	1983	0	0	1.32	0	0	0	0	-1.51	0.19	0	0	6905.9	-0.01
360	332	24	1983	9.65	0	1	0	0	0	0	2.1	0.19	6.36	0	6906.9	0
360	333	24	1983	3.81	0	1.08	0	0	0	0	2.55	0.19	0	0	6908	0
360	334	24	1983	1.27	0	0.93	0	0	0.86	0	-0.78	0.19	0.07	0	6908.9	0
360	335	24	1983	0.25	0	0.47	0	0	0.51	0	-0.92	0.19	0	0	6909.4	0
360	336	24	1983	2.03	0	0.35	0	0	1.97	0	-0.48	0.19	0	0	6909.7	0
360	337	24	1983	0.51	0	0.15	0	0	0.67	0	-0.5	0.19	0	0	6909.9	0
360	338	24	1983	8.38	0	0.14	0	0	8.4	0	-0.35	0.19	0	0	6910	0
360	339	24	1983	0	0	-0.15	0	0	0.04	0	-0.21	0.19	0.13	0	6909.9	0
360	340	24	1983	12.7	0	-0.4	0	0	-4.35	0	-0.2	0.19	17.45	0	6909.5	0
360	341	24	1983	5.59	0	0.76	0	0	3.03	0	-0.32	0.19	1.93	0	6910.3	0
360	342	24	1983	1.02	0	-0.02	0	0	1.26	0	-0.41	0.19	0	0	6910.2	0
360	343	24	1983	1.52	0	0	0	0	1.61	0	-0.27	0.19	0	0	6910.2	0
360	344	24	1983	0	0	-0.16	0	0	0.25	0	-0.28	0.19	0	0	6910.1	0
360	345	24	1983	0	0	0.18	0	0	-0.01	0	-0.35	0.19	0	0	6910.2	0
360	346	24	1983	31.24	0	-0.06	0	0	31.36	0	-0.24	0.19	0	0	6910.2	0
360	347	24	1983	34.54	0	-0.15	0	0	2.1	0	-0.16	0.19	32.57	0	6910	0
360	348	24	1983	6.6	0	-0.13	0	0	-3.05	0	-0.16	0.19	9.76	0	6909.9	0
360	349	24	1983	0	0	-0.07	0	0	-6.14	0	-0.11	0.19	6.13	0	6909.8	0
360	350	24	1983	0.25	0	0.47	0	0	-1.64	0	0.4	0.18	0.84	0	6910.3	0
360	351	24	1983	0	0	0.31	0	0	-0.33	0	-0.16	0.18	0	0	6910.6	0
360	352	24	1983	2.03	0	-0.05	0	0	2.15	0	-0.25	0.18	0	0	6910.6	0
360	353	24	1983	0.76	0	0.05	0	0	0.82	0	-0.29	0.18	0	0	6910.6	0
360	354	24	1983	0	0	0.06	0	0	0.07	0	-0.31	0.18	0	0	6910.7	0
360	355	24	1983	1.27	0	0.05	0	0	1.34	0	-0.3	0.18	0	0	6910.7	0
360	356	24	1983	11.43	0	-0.01	0	0	11.49	0	-0.23	0.18	0	0	6910.7	0
360	357	24	1983	0	0	0.25	0	0	-0.21	0	-0.22	0.18	0	0	6910.9	0
360	358	24	1983	5.08	0	-0.22	0	0	5.37	0	-0.24	0.18	0	0	6910.7	0
360	359	24	1983	3.3	0	0	0	0	3.34	0	-0.22	0.18	0	0	6910.7	0
360	360	24	1983	0	0	0	0	0	0.03	0	-0.22	0.18	0	0	6910.7	0
360	361	24	1983	0	0	0.07	0	0	-0.03	0	-0.22	0.18	0	0	6910.8	0
360	362	24	1983	11.18	0	-0.05	0	0	11.26	0	-0.21	0.18	0	0	6910.8	0
360	363	24	1983	0	0	0.38	0	0	-0.36	0	-0.2	0.18	0	0	6911.1	0
360	364	24	1983	0	0	0.22	0	0	-0.18	0	-0.22	0.18	0	0	6911.3	0
360	365	24	1983	0	0	0	0	0	0.06	0	-0.24	0.18	0	0	6911.3	0
360	1	24	1984	0	0	-0.06	0	0	0.12	0	-0.24	0.18	0	0	6911.3	0
360	2	24	1984	0	0	0.24	0	0	-0.2	0	-0.21	0.18	0	0	6911.5	0
360	3	24	1984	0	0	0.25	0	0	-0.24	0	-0.19	0.18	0	0	6911.8	0
360	4	24	1984	0.25	0	0	0	0	0.26	0	-0.19	0.18	0	0	6911.8	0
360	5	24	1984	0	0	-0.19	0	0	0.19	0	-0.18	0.18	0	0	6911.6	0
360	6	24	1984	3.81	0	-0.11	0	0	-0.24	0	3.99	0.18	0	0	6911.5	0
360	7	24	1984	1.27	0	0.1	0	0	0.64	0	0.35	0.18	0	0	6911.6	0
360	8	24	1984	2.54	0	-0.02	0	0	2.63	0	-0.24	0.18	0	0	6911.6	0
360	9	24	1984	3.3	0	-0.1	0	0	3.44	0	-0.22	0.18	0	0	6911.5	0

Attachment D-1
Honeywell
Wastebeds 9-15 SWSR Pre-Design Investigation
SHAW Output Data

RUN	DAY	HR	YR	PRECIP	precip INTRCP	ET	TRANSP	CANOPY chg in storage	SNOW chg in storage	RESIDUE chg in storage	SOIL chg in storage	PERC	RUNOFF	PONDED	Etcum	ERROR
360	10	24	1984	4.32	0	-0.11	0	0	4.46	0	-0.21	0.18	0	0	6911.3	0
360	11	24	1984	0	0	-0.03	0	0	0.07	0	-0.21	0.18	0	0	6911.3	0
360	12	24	1984	0	0	0	0	0	0.05	0	-0.23	0.18	0	0	6911.3	0
360	13	24	1984	0.76	0	0.11	0	0	0.71	0	-0.23	0.18	0	0	6911.4	0
360	14	24	1984	2.79	0	-0.09	0	0	2.93	0	-0.22	0.17	0	0	6911.3	0
360	15	24	1984	0.76	0	-0.04	0	0	0.84	0	-0.21	0.17	0	0	6911.3	0
360	16	24	1984	0	0	-0.01	0	0	0.06	0	-0.23	0.17	0	0	6911.3	0
360	17	24	1984	0.25	0	-0.1	0	0	0.41	0	-0.23	0.17	0	0	6911.2	0
360	18	24	1984	0.51	0	-0.03	0	0	0.58	0	-0.21	0.17	0	0	6911.2	0
360	19	24	1984	1.52	0	-0.02	0	0	1.58	0	-0.21	0.17	0	0	6911.1	0
360	20	24	1984	0	0	0.26	0	0	-0.22	0	-0.22	0.17	0	0	6911.4	0
360	21	24	1984	0	0	0.06	0	0	0	0	-0.23	0.17	0	0	6911.5	0
360	22	24	1984	0	0	0	0	0	0.07	0	-0.24	0.17	0	0	6911.5	0
360	23	24	1984	0	0	0.08	0	0	-0.02	0	-0.24	0.17	0	0	6911.5	0
360	24	24	1984	6.35	0	-0.17	0	0	1.21	0	1.14	0.17	4	0	6911.4	0
360	25	24	1984	0	0	-0.13	0	0	-1.32	0	1.27	0.17	0.01	0	6911.2	0
360	26	24	1984	0.25	0	0.09	0	0	-0.03	0	0.03	0.17	0	0	6911.3	0
360	27	24	1984	0	0	0.11	0	0	-0.1	0	-0.18	0.17	0	0	6911.4	0
360	28	24	1984	0.25	0	0.11	0	0	0.18	0	-0.21	0.17	0	0	6911.6	0
360	29	24	1984	0.51	0	0.01	0	0	0.55	0	-0.22	0.17	0	0	6911.6	0
360	30	24	1984	0.76	0	-0.05	0	0	0.84	0	-0.2	0.17	0	0	6911.5	0
360	31	24	1984	2.79	0	-0.12	0	0	2.95	0	-0.2	0.17	0	0	6911.4	0
360	32	24	1984	0	0	0.06	0	0	-0.01	0	-0.22	0.17	0	0	6911.5	0
360	33	24	1984	0	0	0.13	0	0	-0.07	0	-0.23	0.17	0	0	6911.6	0
360	34	24	1984	1.02	0	0.1	0	0	-4.16	0	3.72	0.17	1.19	0	6911.7	0
360	35	24	1984	0	0	-0.08	0	0	-3.08	0	3	0.17	0	0	6911.6	0
360	36	24	1984	4.06	0	-0.1	0	0	-1.04	0	5.04	0.17	0	0	6911.5	0
360	37	24	1984	5.08	0	0.01	0	0	4.54	0	0.36	0.17	0	0	6911.5	0
360	38	24	1984	0.76	0	-0.05	0	0	0.85	0	-0.21	0.17	0	0	6911.5	0
360	39	24	1984	0.25	0	-0.01	0	0	0.32	0	-0.22	0.17	0	0	6911.5	0
360	40	24	1984	0	0	0.05	0	0	-0.01	0	-0.21	0.17	0	0	6911.5	0
360	41	24	1984	0	0	0.18	0	0	-0.15	0	-0.2	0.17	0	0	6911.7	0
360	42	24	1984	2.79	0	-0.26	0	0	-2.97	0	5.86	0.17	0	0	6911.4	0
360	43	24	1984	0	0	-0.27	0	0	-7.93	0	8.04	0.17	0	0	6911.2	0
360	44	24	1984	0	0	-0.55	0	0	-20.97	0	17.76	0.17	3.59	0	6910.6	0
360	45	24	1984	27.69	0	-0.81	0	0	-30.47	0	26.61	0.16	32.22	0	6909.8	-0.02
360	46	24	1984	2.54	0	-0.25	0	0	-11.15	0	13.79	0.16	0	0	6909.6	-0.01
360	47	24	1984	0	0	-0.02	0	0	-10.8	0	10.66	0.16	0	0	6909.5	0
360	48	24	1984	0	0	0.32	0	0	-6.98	0	6.48	0.16	0	0	6909.9	0.01
360	49	24	1984	0.25	0	0.51	0	0	0	0	-0.42	0.16	0	0	6910.4	0
360	50	24	1984	3.81	0	1.65	0	0	0	0	2	0.16	0	0	6912	0
360	51	24	1984	0.51	0	2.19	0	0	0	0	-1.84	0.16	0	0	6914.2	0
360	52	24	1984	1.52	0	0.61	0	0	1.4	0	-0.65	0.16	0	0	6914.8	0
360	53	24	1984	0	0	0.69	0	0	-1.4	0	0.55	0.16	0	0	6915.5	0
360	54	24	1984	0	0	1.03	0	0	0	0	-1.19	0.16	0	0	6916.5	0
360	55	24	1984	0	0	1.22	0	0	0	0	-1.38	0.16	0	0	6917.7	0
360	56	24	1984	0.76	0	1.8	0	0	0	0	-1.2	0.16	0	0	6919.5	0
360	57	24	1984	0	0	3.21	0	0	0	0	-3.37	0.16	0	0	6922.8	0
360	58	24	1984	0	0	1.47	0	0	0	0	-1.63	0.16	0	0	6924.2	0
360	59	24	1984	14.99	0	0.17	0	0	14.99	0	-0.33	0.16	0	0	6924.4	0
360	60	24	1984	7.11	0	-0.27	0	0	7.45	0	-0.23	0.16	0	0	6924.1	0
360	61	24	1984	8.64	0	-0.13	0	0	8.83	0	-0.22	0.16	0	0	6924	0
360	62	24	1984	6.86	0	-0.04	0	0	6.93	0	-0.2	0.16	0	0	6923.9	0
360	63	24	1984	1.78	0	-0.07	0	0	1.89	0	-0.2	0.16	0	0	6923.9	0
360	64	24	1984	0	0	0.08	0	0	-0.02	0	-0.22	0.16	0	0	6924	0
360	65	24	1984	5.84	0	0.13	0	0	5.74	0	-0.2	0.16	0	0	6924.1	0
360	66	24	1984	0.51	0	-0.11	0	0	0.61	0	-0.15	0.16	0	0	6924	0
360	67	24	1984	0.51	0	0.07	0	0	0.49	0	-0.21	0.16	0	0	6924.1	0
360	68	24	1984	0.51	0	0.13	0	0	0.49	0	-0.27	0.16	0	0	6924.2	0
360	69	24	1984	0	0	0.18	0	0	-0.06	0	-0.28	0.16	0	0	6924.4	0
360	70	24	1984	0.25	0	0.09	0	0	0.28	0	-0.27	0.16	0	0	6924.4	0
360	71	24	1984	3.05	0	0.43	0	0	2.69	0	-0.23	0.16	0	0	6924.9	0
360	72	24	1984	0.51	0	0.1	0	0	0.49	0	-0.24	0.16	0	0	6925	0
360	73	24	1984	2.54	0	0.08	0	0	2.52	0	-0.21	0.16	0	0	6925.1	0
360	74	24	1984	0	0	0.02	0	0	0.01	0	-0.19	0.16	0	0	6925.1	0
360	75	24	1984	0	0	0.06	0	0	-0.04	0	-0.18	0.16	0	0	6925.1	0
360	76	24	1984	4.06	0	-0.16	0	0	-6.57	0	-0.14	0.16	10.78	0	6925	0
360	77	24	1984	0	0	0.47	0	0	-0.41	0	-0.22	0.16	0	0	6925.5	0
360	78	24	1984	0	0	0.12	0	0	-2.76	0	-0.2	0.15	2.67	0	6925.6	0
360	79	24	1984	0.25	0	-0.06	0	0	-3.51	0	-0.17	0.15	3.83	0	6925.5	0
360	80	24	1984	0	0	-0.15	0	0	-12	0	-0.15	0.15	12.15	0	6925.4	0
360	81	24	1984	3.3	0	-0.52	0	0	-21.31	0	-0.16	0.15	25.14	0	6924.8	0
360	82	24	1984	0.25	0	1.01	0	0	-6.73	0	0.53	0.15	5.3	0	6925.9	0
360	83	24	1984	1.02	0	1.46	0	0	0.55	0	-1.18	0.15	0.04	0	6927.3	-0.01
360	84	24	1984	0	0	1.3	0	0	-0.55	0	-1	0.15	0.1	0	6928.6	-0.01
360	85	24	1984	0	0	2.57	0	0	0	0	-2.72	0.15	0	0	6931.2	0
360	86	24	1984	0	0	4.02	0	0	0	0	-4.17	0.15	0	0	6935.2	0
360	87	24	1984	0	0	1.4	0	0	0	0	-1.55	0.15	0	0	6936.6	0
360	88	24	1984	0.25	0	2.46	0	0	0	0	-2.35	0.15	0	0	6939.1	-0.01
360	89	24	1984	18.54	0	0.22	0	0	17.15	0	1.01	0.15	0	0	6939.3	0
360	90	24	1984	2.03	0	0.19	0	0	-0.64	0	2.33	0.15	0	0	6939.5	0
360	91	24	1984	0	0	0.23	0	0	-5.18	0	4.8	0.15	0	0	6939.7	0
360	92	24	1984	0	0	0.32	0	0	-6.64	0	6.17	0.15	0	0	6940	0
360	93	24	1984	0	0	0.54	0.02	0	-4.68	0	3.99	0.15	0	0	6940.6	0
360	94	24	1984	0	0	1.34	0.07	0	0	0	-1.5	0.15	0	0	6941.9	0
360	95	24	1984	2.79	0	3.41	0.03	0	0	0	-0.75	0.15	0	0	6945.3	-0.02
360	96	24	1984	13.46	0	1.74	0.02	0	0	0	11.56	0.15	0	0	6947.1	0.01
360	97	24	1984	3.81	0	2.02	0.03	0	0	0	1.65	0.15	0	0	6949.1	-0.01
360	98	24	1984	0	0	3.31	0	0	0	0	-3.45	0.15	0	0	6952.4	-0.01
360	99	24	1984	0	0	3.09	0.15	0	0	0	-3.24	0.15	0	0	6955.5	-0.01
360	100	24	1984	0	0	3.18	0.25	0	0	0	-3.34	0.15	0	0	6958.7	0
360	101	24	1984	0	0	3.83	0.26	0	0	0	-3.99	0.15	0	0	6962.5	0
360	102	24	1984	0	0	1.96	0.33	0	0	0	-2.11	0.15	0	0	6964.5	0
360	103	24	1984	0	0	3.76	0.56	0	0	0	-3.91	0.15	0	0	6968.2	0
360	104	24	1984	2.29	0	2.75	0.22	0	0	0	-0.6	0.15	0	0	6971	-0.02
360	105	24	1984	0.76	0	2.66	0.29	0	0	0	-2.02	0.15	0	0	6973.6	-0.04
360	106	24	1984	12.45	0	3.28	0.2	0	0	0	9.06	0.15	0	0	6976.9	-0.04
360	107	24	1984	13.21	0	2.96	0.14	0	0	0	10.11	0.15	0	0	6979.9	-0.01
360	108	24	1984	0.25	0	3.63	0.63	0	0	0	-3.53	0.15	0	0	6983.5	0
360	109	24	1984	0	0	1.79	0.48	0	0	0	-1.92	0.15	0	0	6985.3	-0.03
360	110	24	1984	5.33	0	1.78	0.12	0	0	0	3.41	0.15	0	0	6987.1	-0.02
360	111	24	1984	2.03	0	2.68	0.32	0	0	0	-0.78	0.15	0	0	6989.8	-0.03
360	112	24	1984	0	0	4.72	0.55	0	0	0	-4.85	0.15	0	0	6994.5	-0.03

Attachment D-1
Honeywell
Wastebeds 9-15 SWSR Pre-Design Investigation
SHAW Output Data

RUN	DAY	HR	YR	PRECIP	precip INTRCP	ET	TRANSP	CANOPY chg in storage	SNOW chg in storage	RESIDUE chg in storage	SOIL chg in storage	PERC	RUNOFF	PONDED	Etcum	ERROR
360	113	24	1984	0	0	3.74	0.8	0	0	0	-3.9	0.15	0	0	6998.2	0
360	114	24	1984	4.06	0	4.09	0.48	0	0	0	-0.17	0.15	0	0	7002.3	-0.01
360	115	24	1984	8.38	0	3.16	0.28	0	0	0	5.06	0.16	0	0	7005.5	0
360	116	24	1984	0.25	0	1.81	0.41	0	0	0	-1.68	0.16	0	0	7007.3	-0.04
360	117	24	1984	0	0	1.71	0.89	0	0	0	-1.85	0.16	0	0	7009	-0.02
360	118	24	1984	0	0	4.93	1.78	0	0	0	-5.06	0.16	0	0	7013.9	-0.03
360	119	24	1984	0.25	0	2.96	1.25	0	0	0	-2.85	0.16	0	0	7016.9	-0.01
360	120	24	1984	0	0	4.79	1.68	0	0	0	-4.92	0.16	0	0	7021.7	-0.02
360	121	24	1984	10.92	0	6.79	1.83	0	0	0	3.99	0.16	0	0	7028.5	-0.02
360	122	24	1984	0	0	4.73	1.15	0	0	0	-4.85	0.16	0	0	7033.2	-0.04
360	123	24	1984	0	0	2.92	0.89	0	0	0	-3.06	0.16	0	0	7036.1	-0.02
360	124	24	1984	6.6	0	4.03	0.9	0	0	0	2.43	0.16	0	0	7040.2	-0.01
360	125	24	1984	14.48	0	3.28	0.34	0	0	0	11.06	0.16	0	0	7043.4	-0.02
360	126	24	1984	0	0	2.23	1.05	0	0	0	-2.37	0.16	0	0	7045.7	-0.03
360	127	24	1984	0	0	1.58	1.05	0	0	0	-1.73	0.16	0	0	7047.3	-0.02
360	128	24	1984	0	0	4.52	2.16	0	0	0	-4.66	0.16	0	0	7051.8	-0.03
360	129	24	1984	5.33	0	4.83	1.02	0	0	0	0.38	0.16	0	0	7056.6	-0.04
360	130	24	1984	0.76	0	5.22	1.51	0	0	0	-4.57	0.16	0	0	7061.8	-0.05
360	131	24	1984	0	0	4.07	1.86	0	0	0	-4.22	0.16	0	0	7065.9	-0.01
360	132	24	1984	12.45	0	4.45	1.14	0	0	0	7.86	0.16	0	0	7070.3	-0.03
360	133	24	1984	13.46	0	3.82	1.25	0	0	0	9.51	0.16	0	0	7074.2	-0.04
360	134	24	1984	12.7	0	4.44	0.87	0	0	0	8.12	0.16	0	0	7078.6	-0.03
360	135	24	1984	0.51	0	4.6	1.75	0	0	0	-4.23	0.16	0	0	7083.2	-0.04
360	136	24	1984	0.25	0	4.28	1.74	0	0	0	-4.16	0.17	0	0	7087.5	-0.03
360	137	24	1984	0	0	2.8	1.22	0	0	0	-2.94	0.17	0	0	7090.3	-0.02
360	138	24	1984	0	0	3.67	1.91	0	0	0	-3.84	0.17	0	0	7093.9	0
360	139	24	1984	0	0	3.76	1.98	0	0	0	-3.91	0.17	0	0	7097.7	-0.02
360	140	24	1984	0.25	0	4.78	3.16	0	0	0	-4.68	0.17	0	0	7102.5	-0.01
360	141	24	1984	0.51	0	4.2	2.03	0	0	0	-3.85	0.17	0	0	7106.7	-0.01
360	142	24	1984	0	0	3.74	2.16	0	0	0	-3.88	0.17	0	0	7110.4	-0.03
360	143	24	1984	1.52	0	5.61	2.82	0	0	0	-4.23	0.17	0	0	7116	-0.03
360	144	24	1984	20.57	0	5.74	2.08	0	0	0	14.71	0.17	0	0	7121.8	-0.05
360	145	24	1984	0	0	5.99	3.11	0	0	0	-6.12	0.17	0	0	7127.8	-0.03
360	146	24	1984	0	0	6.51	4.22	0	0	0	-6.66	0.17	0	0	7134.3	-0.02
360	147	24	1984	1.52	0	3.79	1.98	0	0	0	-2.41	0.17	0	0	7138.1	-0.03
360	148	24	1984	0	0	3.34	1.97	0	0	0	-3.49	0.17	0	0	7141.4	-0.02
360	149	24	1984	21.59	0	2.84	0.17	0	0	0	18.58	0.17	0	0	7144.2	-0.01
360	150	24	1984	13.46	0	4.91	1.44	0	0	0	8.39	0.17	0	0	7149.2	-0.01
360	151	24	1984	0.25	0	3.63	1.95	0	0	0	-3.53	0.18	0	0	7152.8	-0.02
360	152	24	1984	0	0	3.08	1.74	0	0	0	-3.21	0.18	0	0	7155.9	-0.04
360	153	24	1984	0	0	3.51	2.39	0	0	0	-3.64	0.18	0	0	7159.4	-0.04
360	154	24	1984	0	0	5.45	3.64	0	0	0	-5.59	0.18	0	0	7164.8	-0.04
360	155	24	1984	0.25	0	3.15	1.89	0	0	0	-3.08	0.18	0	0	7168	0
360	156	24	1984	0	0	5.81	4.04	0	0	0	-5.93	0.18	0	0	7173.8	-0.06
360	157	24	1984	0	0	3.23	2.72	0	0	0	-3.38	0.18	0	0	7177	-0.03
360	158	24	1984	4.83	0	4.67	2.06	0	0	0	0.01	0.18	0	0	7181.7	-0.03
360	159	24	1984	0	0	5.86	4.31	0	0	0	-6	0.18	0	0	7187.5	-0.03
360	160	24	1984	0	0	6.68	4.97	0	0	0	-6.83	0.18	0	0	7194.2	-0.03
360	161	24	1984	0	0	4.62	3.66	0	0	0	-4.79	0.18	0	0	7198.8	-0.02
360	162	24	1984	0	0	7	4.89	0	0	0	-7.13	0.18	0	0	7205.8	-0.05
360	163	24	1984	0	0	5.18	3.63	0	0	0	-5.31	0.18	0	0	7211	-0.05
360	164	24	1984	0	0	3.73	2.95	0	0	0	-3.87	0.19	0	0	7214.7	-0.04
360	165	24	1984	8.89	0	4.44	1.86	0	0	0	4.29	0.19	0	0	7219.2	-0.03
360	166	24	1984	11.43	0	5.76	2.22	0	0	0	5.54	0.19	0	0	7224.9	-0.06
360	167	24	1984	0	0	6.29	3.73	0	0	0	-6.43	0.19	0	0	7231.2	-0.05
360	168	24	1984	0	0	4	3.14	0	0	0	-4.16	0.19	0	0	7235.2	-0.03
360	169	24	1984	0	0	4.32	3.24	0	0	0	-4.51	0.19	0	0	7239.6	-0.01
360	170	24	1984	4.06	0	5.67	2.48	0	0	0	-1.79	0.19	0	0	7245.2	-0.01
360	171	24	1984	0	0	5.15	3.6	0	0	0	-5.27	0.19	0	0	7250.4	-0.07
360	172	24	1984	0	0	4.05	2.35	0	0	0	-4.19	0.19	0	0	7254.4	-0.05
360	173	24	1984	0	0	3.14	1.55	0	0	0	-3.29	0.19	0	0	7257.6	-0.04
360	174	24	1984	0	0	2.16	0.93	0	0	0	-2.33	0.19	0	0	7259.7	-0.03
360	175	24	1984	0	0	0.92	0.73	0	0	0	-1.09	0.19	0	0	7260.7	-0.03
360	176	24	1984	14.73	0	5.51	1.9	0	0	0	9.05	0.19	0	0	7266.2	-0.03
360	177	24	1984	0	0	5.17	3.34	0	0	0	-5.3	0.2	0	0	7271.3	-0.06
360	178	24	1984	0	0	2.09	0.62	0	0	0	-2.23	0.2	0	0	7273.4	-0.05
360	179	24	1984	1.02	0	2.76	0.52	0	0	0	-1.91	0.2	0	0	7276.2	-0.04
360	180	24	1984	3.81	0	3.22	0.29	0	0	0	0.38	0.2	0	0	7279.4	0
360	181	24	1984	2.29	0	2.83	0.36	0	0	0	-0.73	0.2	0	0	7282.2	-0.01
360	182	24	1984	0	0	1.9	0.57	0	0	0	-2.04	0.2	0	0	7284.1	-0.05
360	183	24	1984	0	0	0.91	0.48	0	0	0	-1.06	0.2	0	0	7285	-0.05
360	184	24	1984	0	0	0.85	0.58	0	0	0	-1	0.2	0	0	7285.9	-0.06
360	185	24	1984	0	0	0.65	0.55	0	0	0	-0.81	0.2	0	0	7286.6	-0.04
360	186	24	1984	25.15	0	6.12	2.42	0	0	0	18.84	0.2	0	0	7292.7	-0.03
360	187	24	1984	25.65	0	4.84	1.08	0	0	0	20.66	0.2	0	0	7297.5	-0.05
360	188	24	1984	4.83	0	5.59	1.88	0	0	0	-0.92	0.2	0	0	7303.1	-0.06
360	189	24	1984	0	0	4.16	2.96	0	0	0	-4.3	0.2	0	0	7307.3	-0.06
360	190	24	1984	0	0	5.57	4.12	0	0	0	-5.71	0.21	0	0	7312.8	-0.07
360	191	24	1984	0	0	4.51	3.75	0	0	0	-4.68	0.21	0	0	7317.3	-0.04
360	192	24	1984	0	0	3.56	3.03	0	0	0	-3.72	0.21	0	0	7320.9	-0.05
360	193	24	1984	9.4	0	6.68	2.88	0	0	0	2.55	0.21	0	0	7327.6	-0.04
360	194	24	1984	0	0	4.97	4.12	0	0	0	-5.1	0.21	0	0	7332.6	-0.08
360	195	24	1984	0	0	6.64	5.31	0	0	0	-6.79	0.21	0	0	7339.2	-0.06
360	196	24	1984	0	0	3.38	3.06	0	0	0	-3.56	0.21	0	0	7342.6	-0.03
360	197	24	1984	0	0	3.68	3.21	0	0	0	-3.84	0.21	0	0	7346.3	-0.05
360	198	24	1984	0	0	3.29	1.83	0	0	0	-3.43	0.21	0	0	7349.5	-0.07
360	199	24	1984	0	0	2.28	0.99	0	0	0	-2.42	0.21	0	0	7351.8	-0.07
360	200	24	1984	6.86	0	5.13	0.87	0	0	0	1.54	0.21	0	0	7357	-0.02
360	201	24	1984	0	0	1.73	0.59	0	0	0	-1.88	0.21	0	0	7358.7	-0.06
360	202	24	1984	0	0	1.48	0.59	0	0	0	-1.63	0.21	0	0	7360.2	-0.07
360	203	24	1984	0	0	1	0.54	0	0	0	-1.2	0.22	0	0	7361.2	-0.02
360	204	24	1984	0	0	1.38	0.59	0	0	0	-1.52	0.22	0	0	7362.5	-0.08
360	205	24	1984	0	0	0.94	0.6	0	0	0	-1.12	0.22	0	0	7363.5	-0.04
360	206	24	1984	0	0	0.7	0.53	0	0	0	-0.87	0.22	0	0	7364.2	-0.05
360	207	24	1984	0	0	0.79	0.52	0	0	0	-0.96	0.22	0	0	7365	-0.05
360	208	24	1984	0.25	0	0.42	0.42	0	0	0	-0.35	0.22	0	0	7365.4	-0.03
360	209	24	1984	20.83	0	4.16	0.56	0	0	0	16.45	0.22	0	0	7369.6	-0.01
360	210	24	1984	0	0	5.07	3.94	0	0	0	-5.24	0.22	0	0	7374.6	-0.06
360	211	24	1984	0	0	4.93	3.88	0	0	0	-5.09	0.22	0	0	7379.6	-0.06
360	212	24	1984	0	0	3.1	2.1	0	0	0	-3.25	0.22	0	0	7382.7	-0.07
360	213	24	1984	0	0	1.23	0.7	0	0	0	-1.41	0.22	0	0	7383.9	-0.04
360	214	24	1984	0	0	1.83	0.73	0	0	0	-2.01	0.22	0	0	7385.7	-0.05
360	215	24	1984	0	0	1.55	0.58	0	0	0	-1.73	0.22	0	0	7387.3	-0.04

Attachment D-1
Honeywell
Wastebeds 9-15 SWSR Pre-Design Investigation
SHAW Output Data

RUN	DAY	HR	YR	PRECIP	precip INTRCP	ET	TRANSP	CANOPY chg in storage	SNOW chg in storage	RESIDUE chg in storage	SOIL chg in storage	PERC	RUNOFF	PONDED	Etcum	ERROR
360	216	24	1984	12.7	0	4.65	1.18	0	0	0	7.86	0.22	0	0	7391.9	-0.03
360	217	24	1984	0	0	4.81	3.7	0	0	0	-5	0.23	0	0	7396.7	-0.04
360	218	24	1984	0	0	2.11	0.83	0	0	0	-2.26	0.23	0	0	7398.8	-0.07
360	219	24	1984	4.83	0	4.34	0.64	0	0	0	0.32	0.23	0	0	7403.2	-0.07
360	220	24	1984	8.38	0	3.69	0.49	0	0	0	4.5	0.23	0	0	7406.9	-0.04
360	221	24	1984	0	0	4.23	3.13	0	0	0	-4.39	0.23	0	0	7411.1	-0.08
360	222	24	1984	6.35	0	5.61	1.96	0	0	0	0.55	0.23	0	0	7416.7	-0.04
360	223	24	1984	6.1	0	5.24	1.56	0	0	0	0.7	0.23	0	0	7422	-0.07
360	224	24	1984	22.1	0	4.18	0.95	0	0	0	17.74	0.23	0	0	7426.1	-0.06
360	225	24	1984	19.05	0	5.4	1.82	0	0	0	13.48	0.23	0	0	7431.5	-0.06
360	226	24	1984	0	0	3.6	2.76	0	0	0	-3.76	0.23	0	0	7435.1	-0.06
360	227	24	1984	4.57	0	3.96	0.82	0	0	0	0.44	0.23	0	0	7439.1	-0.06
360	228	24	1984	0	0	4.29	3.05	0	0	0	-4.44	0.23	0	0	7443.4	-0.08
360	229	24	1984	3.3	0	5.39	1.88	0	0	0	-2.26	0.23	0	0	7448.8	-0.06
360	230	24	1984	0	0	5.14	3.26	0	0	0	-5.3	0.23	0	0	7453.9	-0.07
360	231	24	1984	0	0	4.37	3.29	0	0	0	-4.54	0.23	0	0	7458.3	-0.06
360	232	24	1984	1.78	0	3.03	0.93	0	0	0	-1.44	0.23	0	0	7461.3	-0.05
360	233	24	1984	0	0	4	2.61	0	0	0	-4.18	0.23	0	0	7465.3	-0.05
360	234	24	1984	0	0	3.1	2.53	0	0	0	-3.3	0.23	0	0	7468.4	-0.04
360	235	24	1984	17.78	0	3.41	0.64	0	0	0	14.22	0.23	0	0	7471.8	-0.09
360	236	24	1984	3.81	0	4.51	1.18	0	0	0	-0.89	0.23	0	0	7476.3	-0.05
360	237	24	1984	0	0	2.72	1.95	0	0	0	-2.9	0.23	0	0	7479.1	-0.06
360	238	24	1984	0	0	2.71	2.19	0	0	0	-2.9	0.24	0	0	7481.8	-0.05
360	239	24	1984	0	0	3.41	2.61	0	0	0	-3.58	0.24	0	0	7485.2	-0.06
360	240	24	1984	0	0	3.23	2.51	0	0	0	-3.41	0.24	0	0	7488.4	-0.06
360	241	24	1984	3.05	0	2.85	0.46	0	0	0	-0.01	0.24	0	0	7491.3	-0.04
360	242	24	1984	0.51	0	2.84	2.06	0	0	0	-2.54	0.24	0	0	7494.1	-0.02
360	243	24	1984	9.4	0.28	2.48	0.13	0	0	0	6.43	0.24	0	0	7496.6	-0.03
360	244	24	1984	7.62	0	4.16	0.78	0	0	0	3.53	0.24	0	0	7500.7	-0.02
360	245	24	1984	1.78	0	4.75	2.19	0	0	0	-3.17	0.24	0	0	7505.5	-0.03
360	246	24	1984	13.46	0	3.24	0.27	0	0	0	10.01	0.24	0	0	7508.7	-0.03
360	247	24	1984	4.83	0	3.48	0.57	0	0	0	1.14	0.24	0	0	7512.2	-0.03
360	248	24	1984	0.51	0	3.28	1.86	0	0	0	-2.98	0.24	0	0	7515.5	-0.03
360	249	24	1984	0	0	2.53	1.55	0	0	0	-2.72	0.24	0	0	7518	-0.04
360	250	24	1984	0.51	0	2.4	1.33	0	0	0	-2.09	0.24	0	0	7520.4	-0.04
360	251	24	1984	0	0	3.09	2.25	0	0	0	-3.29	0.24	0	0	7523.5	-0.04
360	252	24	1984	0	0	2.4	2.05	0	0	0	-2.61	0.24	0	0	7525.9	-0.03
360	253	24	1984	0	0	2.41	2.05	0	0	0	-2.65	0.24	0	0	7528.3	-0.01
360	254	24	1984	1.78	0	2.3	0.86	0	0	0	-0.77	0.24	0	0	7530.6	0
360	255	24	1984	12.19	0	3.58	0.7	0	0	0	8.41	0.24	0	0	7534.2	-0.04
360	256	24	1984	0	0	2.32	1.54	0	0	0	-2.52	0.24	0	0	7536.5	-0.04
360	257	24	1984	10.67	0	3.31	0.8	0	0	0	7.18	0.24	0	0	7539.8	-0.06
360	258	24	1984	0.76	0	3.46	1.62	0	0	0	-2.85	0.24	0	0	7543.3	-0.09
360	259	24	1984	1.27	0	2.92	0.77	0	0	0	-1.82	0.24	0	0	7546.2	-0.07
360	260	24	1984	1.02	0	2.83	1.18	0	0	0	-2.01	0.24	0	0	7549	-0.04
360	261	24	1984	0	0	2.69	1.81	0	0	0	-2.89	0.24	0	0	7551.7	-0.03
360	262	24	1984	0	0	3.59	2.24	0	0	0	-3.78	0.24	0	0	7555.3	-0.04
360	263	24	1984	0	0	3.1	1.94	0	0	0	-3.32	0.24	0	0	7558.4	-0.02
360	264	24	1984	1.02	0	3.87	2.19	0	0	0	-3.03	0.24	0	0	7562.3	-0.06
360	265	24	1984	0	0	2.52	1.4	0	0	0	-2.71	0.24	0	0	7564.8	-0.04
360	266	24	1984	0	0	2.25	1.47	0	0	0	-2.42	0.24	0	0	7567.1	-0.07
360	267	24	1984	3.3	0	3.05	0.86	0	0	0	0.04	0.24	0	0	7570.1	-0.03
360	268	24	1984	1.02	0	1.2	0.36	0	0	0	-0.38	0.24	0	0	7571.3	-0.03
360	269	24	1984	1.27	0	3.08	1.11	0	0	0	-1.99	0.24	0	0	7574.4	-0.06
360	270	24	1984	10.92	0	4.81	1.43	0	0	0	5.92	0.24	0	0	7579.2	-0.05
360	271	24	1984	0	0	1.44	0.62	0	0	0	-1.65	0.24	0	0	7580.6	-0.03
360	272	24	1984	0	0	2.29	1.2	0	0	0	-2.51	0.24	0	0	7582.9	-0.02
360	273	24	1984	0	0	2.06	0.96	0	0	0	-2.26	0.24	0	0	7585	-0.03
360	274	24	1984	0	0	1.78	0.57	0	0	0	-1.99	0.24	0	0	7586.8	-0.03
360	275	24	1984	6.86	0.64	0.89	0.04	0	0	0	5.09	0.24	0	0	7587.7	0
360	276	24	1984	2.03	0	2.4	0.26	0	0	0	0.06	0.24	0	0	7590	-0.02
360	277	24	1984	3.56	0	2.97	0.66	0	0	0	0.38	0.24	0	0	7593	-0.04
360	278	24	1984	0	0	2.03	0.78	0	0	0	-2.22	0.24	0	0	7595	-0.04
360	279	24	1984	0	0	1.71	0.62	0	0	0	-1.91	0.24	0	0	7596.8	-0.03
360	280	24	1984	0	0	1.76	0.55	0	0	0	-1.97	0.24	0	0	7598.5	-0.02
360	281	24	1984	0	0	1.69	0.44	0	0	0	-1.9	0.24	0	0	7600.2	-0.02
360	282	24	1984	0	0	1.18	0.33	0	0	0	-1.42	0.24	0	0	7601.4	0
360	283	24	1984	0.25	0	0.49	0.16	0	0	0	-0.46	0.24	0	0	7601.9	-0.02
360	284	24	1984	0	0	0.68	0.24	0	0	0	-0.88	0.23	0	0	7602.6	-0.04
360	285	24	1984	0	0	0.91	0.26	0	0	0	-1.1	0.23	0	0	7603.5	-0.04
360	286	24	1984	0	0	0.43	0.24	0	0	0	-0.63	0.23	0	0	7603.9	-0.03
360	287	24	1984	0	0	0.23	0.24	0	0	0	-0.43	0.23	0	0	7604.1	-0.03
360	288	24	1984	0	0	0.36	0.25	0	0	0	-0.56	0.23	0	0	7604.5	-0.04
360	289	24	1984	0.25	0	0.31	0.19	0	0	0	-0.26	0.23	0	0	7604.8	-0.03
360	290	24	1984	0	0	0.64	0.25	0	0	0	-0.83	0.23	0	0	7605.4	-0.04
360	291	24	1984	0	0	0.31	0.25	0	0	0	-0.52	0.23	0	0	7605.7	-0.02
360	292	24	1984	3.56	0	1.06	0.09	0	0	0	2.27	0.23	0	0	7606.8	-0.01
360	293	24	1984	7.62	0	1.18	0.14	0	0	0	6.24	0.23	0	0	7608	-0.03
360	294	24	1984	0	0	2.15	0.34	0	0	0	-2.35	0.23	0	0	7610.1	-0.03
360	295	24	1984	0.76	0	2.41	0.34	0	0	0	-1.86	0.23	0	0	7612.6	-0.02
360	296	24	1984	5.08	0	1.98	0.18	0	0	0	2.89	0.23	0	0	7614.5	-0.03
360	297	24	1984	0	0	2.05	0.19	0	0	0	-2.26	0.23	0	0	7616.6	-0.02
360	298	24	1984	0	0	0.99	0.14	0	0	0	-1.2	0.23	0	0	7617.6	-0.02
360	299	24	1984	4.06	0	2.07	0.1	0	0	0	1.78	0.23	0	0	7619.6	-0.02
360	300	24	1984	9.14	0	1.47	0.04	0	0	0	7.45	0.23	0	0	7621.1	0
360	301	24	1984	0	0	0.75	0.08	0	0	0	-0.98	0.23	0	0	7621.9	0
360	302	24	1984	5.08	0	2.28	0.05	0	0	0	2.56	0.23	0	0	7624.1	0.01
360	303	24	1984	1.27	0	2.67	0.03	0	0	0	-1.64	0.23	0	0	7626.8	0.01
360	304	24	1984	0	0	1.27	0.03	0	0	0	-1.5	0.23	0	0	7628.1	0
360	305	24	1984	0	0	2.32	0	0	0	0	-2.55	0.23	0	0	7630.4	0
360	306	24	1984	0.76	0	2.88	0	0	0	0	-2.34	0.23	0	0	7633.3	0
360	307	24	1984	2.03	0	3.99	0	0	0	0	-2.19	0.23	0	0	7637.3	0
360	308	24	1984	0	0	1.8	0	0	0	0	-2.03	0.23	0	0	7639.1	0
360	309	24	1984	16.76	0	1.44	0	0	0	0	15.1	0.23	0	0	7640.5	0
360	310	24	1984	6.1	0	0.85	0	0	0	0	5.02	0.23	0	0	7641.4	0
360	311	24	1984	0	0	2.1	0	0	0	0	-2.33	0.23	0	0	7643.5	0
360	312	24	1984	0	0	1.72	0	0	0	0	-1.94	0.23	0	0	7645.2	0
360	313	24	1984	0	0	1.12	0	0	0	0	-1.35	0.22	0	0	7646.3	0
360	314	24	1984	8.89	0	1.25	0	0	0	0	7.41	0.22	0	0	7647.6	0
360	315	24	1984	8.89	0	0.52	0	0	0	0	8.15	0.22	0	0	7648.1	0
360	316	24	1984	2.03	0	1	0	0	0	0	0.81	0.22	0	0	7649.1	0
360	317	24	1984	2.03	0	1.71	0	0	0	0	0.1	0.22	0	0	7650.8	0
360	318	24	1984	0.76	0	1.24	0	0	0	0	-0.7	0.22	0	0	7652	0

Attachment D-1
Honeywell
Wastebeds 9-15 SWSR Pre-Design Investigation
SHAW Output Data

RUN	DAY	HR	YR	PRECIP	precip INTRCP	ET	TRANSP	CANOPY chg in storage	SNOW chg in storage	RESIDUE chg in storage	SOIL chg in storage	PERC	RUNOFF	PONDED	Etcum	ERROR
360	319	24	1984	0	0	1.31	0	0	0	0	-1.53	0.22	0	0	7653.3	0
360	320	24	1984	0	0	1.37	0	0	0	0	-1.59	0.22	0	0	7654.7	0
360	321	24	1984	0.25	0	2.02	0	0	0	0	-1.99	0.22	0	0	7656.7	0
360	322	24	1984	0	0	2.73	0	0	0	0	-2.95	0.22	0	0	7659.5	0
360	323	24	1984	0.51	0	1.06	0	0	0	0	-0.77	0.22	0	0	7660.5	0
360	324	24	1984	0.25	0	1.82	0	0	0	0	-2.04	0.22	0	0.25	7662.3	0
360	325	24	1984	1.52	0	0.14	0	0	1.84	0	-0.42	0.22	0	0	7662.5	0
360	326	24	1984	0.51	0	0.09	0	0	0.67	0	-0.48	0.22	0	0	7662.6	0
360	327	24	1984	0	0	0.09	0	0	0.13	0	-0.44	0.22	0	0	7662.7	0
360	328	24	1984	0	0	0.15	0	0	-0.63	0	0.26	0.22	0	0	7662.8	0
360	329	24	1984	0	0	0.17	0	0	-2.02	0	1.63	0.22	0	0	7663	0
360	330	24	1984	0	0	0.2	0	0	0	0	-0.41	0.22	0	0	7663.2	0
360	331	24	1984	0	0	0.55	0	0	0	0	-0.77	0.22	0	0	7663.7	0
360	332	24	1984	0	0	1.13	0	0	0	0	-1.34	0.22	0	0	7664.9	0
360	333	24	1984	14.22	0	0.81	0	0	0	0	13.2	0.22	0	0	7665.7	0
360	334	24	1984	17.27	0	1.31	0	0	0	0	15.75	0.21	0	0	7667	0
360	335	24	1984	5.59	0	0.95	0	0	0	0	4.43	0.21	0	0	7667.9	0
360	336	24	1984	8.13	0	0.82	0	0	0	0	7.1	0.21	0	0	7668.7	0
360	337	24	1984	0	0	1.3	0	0	0	0	-1.51	0.21	0	0	7670	0
360	338	24	1984	4.32	0	0.46	0	0	4.19	0	-0.72	0.21	0.18	0	7670.5	0
360	339	24	1984	0.51	0	0.79	0	0	0.03	0	-0.52	0.21	0	0	7671.3	0
360	340	24	1984	2.79	0	0.68	0	0	2.36	0	-0.45	0.21	0	0	7672	0
360	341	24	1984	11.68	0	-0.05	0	0	11.86	0	-0.33	0.21	0	0	7671.9	0
360	342	24	1984	6.6	0	0.2	0	0	6.51	0	-0.31	0.21	0	0	7672.1	0
360	343	24	1984	0.25	0	0.14	0	0	0.15	0	-0.26	0.21	0	0	7672.3	0
360	344	24	1984	0	0	-0.02	0	0	-0.89	0	-0.05	0.21	0.75	0	7672.2	0
360	345	24	1984	0	0	-0.1	0	0	-2.46	0	1.89	0.21	0.46	0	7672.1	0
360	346	24	1984	0	0	-0.09	0	0	-1.86	0	1.74	0.21	0	0	7672	0
360	347	24	1984	0.25	0	-0.13	0	0	-3.97	0	4.14	0.21	0	0	7671.9	0
360	348	24	1984	0.76	0	-0.41	0	0	-10.46	0	11.43	0.21	0	0	7671.5	0
360	349	24	1984	1.02	0	0.39	0	0	0.52	0	-0.1	0.21	0	0	7671.9	0
360	350	24	1984	1.02	0	-0.23	0	0	-4.46	0	5.49	0.21	0	0	7671.7	0
360	351	24	1984	0	0	0.02	0	0	-1.51	0	1.28	0.21	0	0	7671.7	0
360	352	24	1984	0	0	0.94	0	0	0	0	-1.14	0.21	0	0	7672.6	0
360	353	24	1984	0	0	0.77	0	0	0	0	-0.98	0.21	0	0	7673.4	0
360	354	24	1984	8.13	0	0.19	0	0	8.28	0	-0.55	0.21	0	0	7673.6	0
360	355	24	1984	0	0	0.23	0	0	-0.08	0	-0.36	0.2	0	0	7673.8	0
360	356	24	1984	17.02	0	0.04	0	0	17.11	0	-0.34	0.2	0	0	7673.9	0
360	357	24	1984	4.06	0	-0.28	0	0	-6.7	0	10.84	0.2	0	0	7673.6	0
360	358	24	1984	0	0	0.48	0	0	-0.99	0	0.31	0.2	0	0	7674.1	0
360	359	24	1984	0.76	0	0.53	0	0	-5.78	0	5.82	0.2	0	0	7674.6	-0.01
360	360	24	1984	3.3	0	0.54	0	0	2.71	0	-0.15	0.2	0	0	7675.1	0
360	361	24	1984	0.25	0	-0.05	0	0	0.51	0	-0.4	0.2	0	0	7675.1	0
360	362	24	1984	0.51	0	0.09	0	0	0.61	0	-0.39	0.2	0	0	7675.2	0
360	363	24	1984	8.13	0	-0.48	0	0	-15.67	0	5.57	0.2	18.51	0	7674.7	0
360	364	24	1984	29.97	0	-0.36	0	0	0	0	30.19	0.2	0	0	7674.3	-0.06
360	365	24	1984	0	0	1.65	0	0	0	0	-1.85	0.2	0	0	7676	0
360	366	24	1984	1.78	0	0.5	0	0	1.35	0	-0.27	0.2	0	0	7676.5	0
360	1	24	1985	18.03	0	0.77	0	0	-1.35	0	6.61	0.2	11.8	0	7677.3	0
360	2	24	1985	0.51	0	1.48	0	0	0	0	-1.17	0.2	0	0	7678.7	0
360	3	24	1985	0	0	2.13	0	0	0	0	-2.32	0.2	0	0	7680.9	0
360	4	24	1985	0	0	0.95	0	0	0	0	-1.14	0.2	0	0	7681.8	0
360	5	24	1985	1.27	0	0.94	0	0	1.04	0	-0.91	0.2	0	0	7682.7	0
360	6	24	1985	1.27	0	0.16	0	0	1.43	0	-0.52	0.2	0	0	7682.9	0
360	7	24	1985	4.06	0	-0.05	0	0	4.4	0	-0.48	0.2	0	0	7682.9	0
360	8	24	1985	1.27	0	0.16	0	0	1.35	0	-0.44	0.2	0	0	7683	0
360	9	24	1985	1.02	0	-0.12	0	0	1.39	0	-0.44	0.19	0	0	7682.9	0
360	10	24	1985	0	0	0.02	0	0	0.2	0	-0.41	0.19	0	0	7682.9	0
360	11	24	1985	2.03	0	-0.04	0	0	2.25	0	-0.37	0.19	0	0	7682.9	0
360	12	24	1985	3.05	0	-0.07	0	0	3.21	0	-0.29	0.19	0	0	7682.8	0
360	13	24	1985	0.25	0	0.11	0	0	0.21	0	-0.26	0.19	0	0	7682.9	0
360	14	24	1985	1.02	0	0	0	0	1.09	0	-0.27	0.19	0	0	7682.9	0
360	15	24	1985	1.52	0	0.1	0	0	1.55	0	-0.32	0.19	0	0	7683	0
360	16	24	1985	0.25	0	0.03	0	0	0.4	0	-0.37	0.19	0	0	7683.1	0
360	17	24	1985	3.81	0	0.08	0	0	3.83	0	-0.29	0.19	0	0	7683.1	0
360	18	24	1985	0.76	0	-0.11	0	0	0.94	0	-0.26	0.19	0	0	7683	0
360	19	24	1985	0.51	0	0.18	0	0	0.41	0	-0.26	0.19	0	0	7683.2	0
360	20	24	1985	5.08	0	0.31	0	0	4.87	0	-0.29	0.19	0	0	7683.5	0
360	21	24	1985	0.76	0	0.09	0	0	0.73	0	-0.25	0.19	0	0	7683.6	0
360	22	24	1985	6.1	0	-0.03	0	0	6.16	0	-0.23	0.19	0	0	7683.6	0
360	23	24	1985	0.51	0	0.12	0	0	0.41	0	-0.21	0.19	0	0	7683.7	0
360	24	24	1985	0	0	0.12	0	0	-0.08	0	-0.22	0.19	0	0	7683.8	0
360	25	24	1985	1.02	0	0.27	0	0	0.77	0	-0.22	0.19	0	0	7684.1	0
360	26	24	1985	4.06	0	0.2	0	0	3.92	0	-0.24	0.19	0	0	7684.3	0
360	27	24	1985	0	0	0.21	0	0	-0.16	0	-0.24	0.19	0	0	7684.5	0
360	28	24	1985	1.78	0	0.09	0	0	1.72	0	-0.23	0.19	0	0	7684.6	0
360	29	24	1985	1.02	0	0.01	0	0	1.06	0	-0.24	0.19	0	0	7684.6	0
360	30	24	1985	0.51	0	0.03	0	0	0.54	0	-0.25	0.19	0	0	7684.6	0
360	31	24	1985	1.78	0	0	0	0	1.85	0	-0.26	0.19	0	0	7684.6	0
360	32	24	1985	3.05	0	-0.03	0	0	3.12	0	-0.22	0.19	0	0	7684.6	0
360	33	24	1985	1.02	0	-0.03	0	0	1.1	0	-0.24	0.18	0	0	7684.6	0
360	34	24	1985	0	0	0.04	0	0	0.05	0	-0.27	0.18	0	0	7684.6	0
360	35	24	1985	0	0	0.13	0	0	-0.03	0	-0.28	0.18	0	0	7684.7	0
360	36	24	1985	0.76	0	0.13	0	0	0.72	0	-0.27	0.18	0	0	7684.9	0
360	37	24	1985	2.79	0	-0.1	0	0	2.97	0	-0.25	0.18	0	0	7684.8	0
360	38	24	1985	1.27	0	0.02	0	0	1.32	0	-0.25	0.18	0	0	7684.8	0
360	39	24	1985	4.06	0	-0.07	0	0	4.19	0	-0.23	0.18	0	0	7684.7	0
360	40	24	1985	1.27	0	0.06	0	0	1.24	0	-0.21	0.18	0	0	7684.8	0
360	41	24	1985	0.76	0	-0.07	0	0	0.86	0	-0.21	0.18	0	0	7684.7	0
360	42	24	1985	0	0	-0.02	0	0	0.05	0	-0.2	0.18	0	0	7684.7	0
360	43	24	1985	0	0	0.62	0	0	-3.81	0	2.63	0.18	0.38	0	7685.3	0
360	44	24	1985	0.51	0	0.28	0	0	-5	0	-0.16	0.18	5.21	0	7685.6	0
360	45	24	1985	1.02	0	0.54	0	0	0.49	0	-0.19	0.18	0	0	7686.1	0
360	46	24	1985	0	0	0.46	0	0	-0.41	0	-0.23	0.18	0	0	7686.6	0
360	47	24	1985	0	0	0.63	0	0	-0.58	0	-0.23	0.18	0	0	7687.2	0
360	48	24	1985	0.25	0	1.05	0	0	-0.78	0	-0.2	0.18	0	0	7688.3	0
360	49	24	1985	1.27	0	0.79	0	0	-1.18	0	-0.17	0.18	1.65	0	7689.1	0
360	50	24	1985	0.51	0	1.26	0	0	-0.73	0	-0.2	0.18	0	0	7690.3	0
360	51	24	1985	0	0	0.24	0	0	-0.2	0	-0.22	0.18	0	0	7690.6	0
360	52	24	1985	0	0	0.38	0	0	-2.18	0	-0.19	0.18	1.8	0	7690.9	0
360	53	24	1985	4.06	0	-0.29	0	0	-13.79	0	-0.15	0.18	18.11	0	7690.7	0
360	54	24	1985	10.67	0	-0.61	0	0	-22.14	0	-0.13	0.18	33.36	0	7690	0
360	55	24	1985	2.54	0	-1.02	0	0	-10.76	0	0.51	0.18	13.63	0	7689	0

Attachment D-1
Honeywell
Wastebeds 9-15 SWSR Pre-Design Investigation
SHAW Output Data

RUN	DAY	HR	YR	PRECIP	precip INTRCP	ET	TRANSP	CANOPY chg in storage	SNOW chg in storage	RESIDUE chg in storage	SOIL chg in storage	PERC	RUNOFF	PONDED	Etcum	ERROR
360	56	24	1985	0.25	0	3.02	0	0	0	0	-2.95	0.18	0	0	7692	0
360	57	24	1985	0	0	1.91	0	0	0	0	-2.08	0.18	0	0	7694	-0.01
360	58	24	1985	3.3	0	1.33	0	0	2.66	0	-1.35	0.18	0.48	0	7695.3	0
360	59	24	1985	0	0	0.54	0	0	-0.13	0	-0.6	0.18	0	0	7695.8	0
360	60	24	1985	0	0	2.44	0	0	-2.53	0	-2.17	0.18	2.08	0	7698.3	0
360	61	24	1985	0	0	3.41	0	0	0	0	-3.6	0.18	0	0	7701.7	0
360	62	24	1985	0	0	4.33	0	0	0	0	-4.52	0.18	0	0	7706	0
360	63	24	1985	19.05	0	1.4	0	0	18.39	0	-0.92	0.18	0	0	7707.4	0
360	64	24	1985	2.54	0	0.62	0	0	-0.68	0	2.42	0.18	0	0	7708	0
360	65	24	1985	0	0	0.7	0	0	-0.56	0	-0.32	0.18	0	0	7708.7	0
360	66	24	1985	0	0	0.43	0	0	-1.41	0	0.02	0.18	0.77	0	7709.2	0
360	67	24	1985	2.03	0	-0.32	0	0	-10.79	0	-0.14	0.18	13.1	0	7708.8	0
360	68	24	1985	0	0	0.43	0	0	-4.06	0	-0.1	0.19	3.54	0	7709.3	0
360	69	24	1985	0	0	0.29	0	0	-0.89	0	0	0.19	0.42	0	7709.6	0
360	70	24	1985	2.03	0	2.37	0	0	0	0	-0.52	0.19	0	0	7711.9	0
360	71	24	1985	12.45	0	2.5	0	0	0	0	9.76	0.19	0	0	7714.4	0
360	72	24	1985	1.02	0	2.65	0	0	0	0	-1.82	0.19	0	0	7717.1	0
360	73	24	1985	1.52	0	2.14	0	0	0	0	-0.8	0.19	0	0	7719.2	0
360	74	24	1985	0.25	0	4.07	0	0	0	0	-4	0.19	0	0	7723.3	0
360	75	24	1985	0	0	1.67	0	0	0	0	-1.86	0.19	0	0	7725	0
360	76	24	1985	1.02	0	1.65	0	0	0	0	-1.7	0.19	0.88	0	7726.6	0
360	77	24	1985	0	0	4.18	0	0	0	0	-4.37	0.19	0	0	7730.8	0
360	78	24	1985	0	0	2.03	0	0	0	0	-2.22	0.19	0	0	7732.8	0
360	79	24	1985	0	0	2.93	0	0	0	0	-3.12	0.19	0	0	7735.8	0
360	80	24	1985	0	0	3.99	0	0	0	0	-4.18	0.19	0	0	7739.8	0
360	81	24	1985	0	0	2.45	0	0	0	0	-2.64	0.19	0	0	7742.2	0
360	82	24	1985	0	0	1.41	0	0	0	0	-1.61	0.19	0	0	7743.6	0
360	83	24	1985	0	0	3.48	0	0	0	0	-3.67	0.19	0	0	7747.1	0
360	84	24	1985	0	0	4	0	0	0	0	-4.19	0.19	0	0	7751.1	0
360	85	24	1985	0	0	2.98	0	0	0	0	-3.17	0.19	0	0	7754.1	0
360	86	24	1985	2.54	0	2.07	0	0	0	0	0.28	0.19	0	0	7756.1	0
360	87	24	1985	8.89	0	2.19	0	0	0	0	6.5	0.19	0	0	7758.3	0
360	88	24	1985	0.25	0	3.75	0	0	0	0	-3.69	0.19	0	0	7762.1	0
360	89	24	1985	0	0	4.04	0	0	0	0	-4.23	0.19	0	0	7766.1	0
360	90	24	1985	12.7	0	4.44	0	0	0	0	8.07	0.19	0	0	7770.6	0
360	91	24	1985	2.03	0	3.27	0	0	0	0	-1.43	0.19	0	0	7773.8	0
360	92	24	1985	1.52	0	2.97	0	0	0	0	-1.63	0.2	0	0	7776.8	-0.01
360	93	24	1985	4.06	0	1.17	0	0	0	0	2.71	0.2	0	0	7778	-0.01
360	94	24	1985	2.29	0	2.16	0	0	0	0	-0.08	0.2	0	0	7780.1	0.01
360	95	24	1985	0	0	2.86	0.12	0	0	0	-3.07	0.2	0	0	7783	0.01
360	96	24	1985	2.54	0	5.87	0.09	0	0	0	-3.51	0.2	0	0	7788.9	-0.02
360	97	24	1985	0	0	4.8	0.12	0	0	0	-4.99	0.2	0	0	7793.7	-0.01
360	98	24	1985	0.25	0	2.62	0.04	0	0	0	-2.56	0.2	0	0	7796.3	0
360	99	24	1985	0	0	2.93	0	0	0	0	-3.12	0.2	0	0	7799.2	0
360	100	24	1985	0	0	2.83	0.08	0	0	0	-3.02	0.2	0	0	7802	0
360	101	24	1985	1.78	0	2.36	0.15	0	0	0	-0.78	0.2	0	0	7804.4	0
360	102	24	1985	0	0	2.55	0.39	0	0	0	-2.76	0.2	0	0	7806.9	0
360	103	24	1985	0	0	1.35	0.64	0	0	0	-1.56	0.2	0	0	7808.3	0
360	104	24	1985	0.51	0	1.3	0.92	0	0	0	-0.99	0.2	0	0	7809.6	0
360	105	24	1985	0	0	0.55	0.77	0	0	0	-0.77	0.2	0	0	7810.1	0.01
360	106	24	1985	0	0	1.08	0.78	0	0	0	-1.28	0.2	0	0	7811.2	0
360	107	24	1985	0	0	1.28	0.32	0	0	0	-1.48	0.2	0	0	7812.5	-0.01
360	108	24	1985	2.03	0	2	0.46	0	0	0	-0.17	0.2	0	0	7814.5	0
360	109	24	1985	11.43	0	2.62	0.18	0	0	0	8.61	0.2	0	0	7817.1	-0.01
360	110	24	1985	0.25	0	1.3	0.37	0	0	0	-1.24	0.21	0	0	7818.4	-0.01
360	111	24	1985	0	0	1.8	0.78	0	0	0	-1.99	0.21	0	0	7820.2	-0.02
360	112	24	1985	0	0	2.97	1.14	0	0	0	-3.16	0.21	0	0	7823.2	-0.01
360	113	24	1985	0	0	4.38	1.47	0	0	0	-4.55	0.21	0	0	7827.6	-0.03
360	114	24	1985	0	0	5.14	1.62	0	0	0	-5.33	0.21	0	0	7832.7	-0.01
360	115	24	1985	1.02	0	2.09	0.98	0	0	0	-1.28	0.21	0	0	7834.8	-0.01
360	116	24	1985	0	0	1.55	1.3	0	0	0	-1.74	0.21	0	0	7836.4	-0.02
360	117	24	1985	0	0	2.12	1.74	0	0	0	-2.31	0.21	0	0	7838.5	-0.02
360	118	24	1985	1.27	0	2.18	1.07	0	0	0	-1.12	0.21	0	0	7840.7	0
360	119	24	1985	0	0	1.28	1.24	0	0	0	-1.48	0.21	0	0	7841.9	-0.01
360	120	24	1985	0	0	2.84	2.55	0	0	0	-3.04	0.21	0	0	7844.8	-0.01
360	121	24	1985	0	0	1.39	1.59	0	0	0	-1.6	0.21	0	0	7846.2	-0.01
360	122	24	1985	0	0	2.09	1.9	0	0	0	-2.28	0.21	0	0	7848.3	-0.02
360	123	24	1985	0	0	2.4	2.25	0	0	0	-2.6	0.21	0	0	7850.7	-0.01
360	124	24	1985	0.25	0	2.35	2	0	0	0	-2.3	0.21	0	0	7853	-0.01
360	125	24	1985	3.05	0	2.58	0.71	0	0	0	0.25	0.21	0	0	7855.6	0
360	126	24	1985	11.94	0	2.4	0.22	0	0	0	9.34	0.21	0	0	7858	-0.02
360	127	24	1985	0.25	0	5.06	1.71	0	0	0	-4.99	0.21	0	0	7863.1	-0.03
360	128	24	1985	0	0	2.81	0.73	0	0	0	-3	0.21	0	0	7865.9	-0.02
360	129	24	1985	0	0	4.03	1.16	0	0	0	-4.23	0.21	0	0	7869.9	-0.02
360	130	24	1985	0	0	1.63	1.02	0	0	0	-1.85	0.21	0	0	7871.5	0.01
360	131	24	1985	0	0	0.66	0.68	0	0	0	-0.87	0.22	0	0	7872.2	-0.01
360	132	24	1985	14.22	0	5.31	1.86	0	0	0	8.71	0.22	0	0	7877.5	-0.01
360	133	24	1985	0	0	5.41	2.04	0	0	0	-5.59	0.22	0	0	7882.9	-0.03
360	134	24	1985	0	0	2.51	0.38	0	0	0	-2.69	0.22	0	0	7885.4	-0.03
360	135	24	1985	0	0	1.68	0.44	0	0	0	-1.88	0.22	0	0	7887.1	-0.01
360	136	24	1985	6.1	0	2.32	0.32	0	0	0	3.57	0.22	0	0	7889.4	-0.01
360	137	24	1985	0	0	2.41	0.39	0	0	0	-2.59	0.22	0	0	7891.8	-0.04
360	138	24	1985	2.54	0	3.67	0.3	0	0	0	-1.32	0.22	0	0	7895.5	-0.02
360	139	24	1985	0.76	0	2.07	0.35	0	0	0	-1.52	0.22	0	0	7897.6	-0.01
360	140	24	1985	0.51	0	0.99	0.43	0	0	0	-0.69	0.22	0	0	7898.6	-0.02
360	141	24	1985	4.32	0	2.34	0.21	0	0	0	1.79	0.22	0	0	7900.9	-0.02
360	142	24	1985	0	0	1.58	0.37	0	0	0	-1.78	0.22	0	0	7902.5	-0.02
360	143	24	1985	0	0	1.2	0.42	0	0	0	-1.41	0.22	0	0	7903.7	-0.01
360	144	24	1985	0	0	1.07	0.51	0	0	0	-1.28	0.22	0	0	7904.7	-0.01
360	145	24	1985	0	0	0.77	0.58	0	0	0	-0.98	0.22	0	0	7905.5	-0.01
360	146	24	1985	1.52	0	1.53	0.37	0	0	0	-0.22	0.22	0	0	7907	0
360	147	24	1985	5.84	0	3.56	0.28	0	0	0	2.08	0.22	0	0	7910.6	-0.01
360	148	24	1985	2.54	0	4.19	0.26	0	0	0	-1.86	0.22	0	0	7914.8	-0.01
360	149	24	1985	0	0	1.96	0.42	0	0	0	-2.16	0.22	0	0	7916.8	-0.02
360	150	24	1985	0	0	0.39	0.46	0	0	0	-0.59	0.22	0	0	7917.1	-0.01
360	151	24	1985	32.26	0	3.39	1.32	0	0	0	28.64	0.22	0	0	7920.5	0
360	152	24	1985	0	0	5.45	2.97	0	0	0	-5.62	0.22	0	0	7926	-0.05
360	153	24	1985	8.38	0	6.25	2.63	0	0	0	1.95	0.22	0	0	7932.2	-0.04
360	154	24	1985	0	0	6.64	3.64	0	0	0	-6.83	0.22	0	0	7938.9	-0.03
360	155	24	1985	0	0	5.69	3.54	0	0	0	-5.89	0.22	0	0	7944.6	-0.02
360	156	24	1985	2.54	0	3.22	0.83	0	0	0	-0.9	0.22	0	0	7947.8	0
360	157	24	1985	0	0	3.25	2.11	0	0	0	-3.44	0.22	0	0	7951	-0.03
360	158	24	1985	0	0	3.05	2.34	0	0	0	-3.25	0.22	0	0	7954.1	-0.02

Attachment D-1
Honeywell
Wastebeds 9-15 SWSR Pre-Design Investigation
SHAW Output Data

RUN	DAY	HR	YR	PRECIP	precip INTRCP	ET	TRANSP	CANOPY chg in storage	SNOW chg in storage	RESIDUE chg in storage	SOIL chg in storage	PERC	RUNOFF	PONDED	Etcum	ERROR
360	159	24	1985	2.54	0	4.41	1.57	0	0	0	-2.09	0.22	0	0	7958.5	-0.01
360	160	24	1985	2.54	0	4.87	1.02	0	0	0	-2.53	0.22	0	0	7963.4	-0.02
360	161	24	1985	0	0	2.99	0.78	0	0	0	-3.18	0.22	0	0	7966.4	-0.03
360	162	24	1985	1.02	0	1.42	0.43	0	0	0	-0.61	0.22	0	0	7967.8	-0.02
360	163	24	1985	24.89	0.4	2.05	0.1	0	0	0	22.23	0.22	0	0	7969.8	0
360	164	24	1985	5.08	0	4.23	0.64	0	0	0	1.03	0.22	0	0	7974.1	-0.01
360	165	24	1985	0	0	5.77	3.67	0	0	0	-5.96	0.22	0	0	7979.8	-0.04
360	166	24	1985	0	0	3.84	3.08	0	0	0	-4.03	0.22	0	0	7983.7	-0.04
360	167	24	1985	4.06	0	5.36	2.03	0	0	0	-1.51	0.22	0	0	7989	-0.01
360	168	24	1985	2.54	0	6.24	2.8	0	0	0	-3.9	0.22	0	0	7995.3	-0.03
360	169	24	1985	1.02	0	6.21	3.48	0	0	0	-5.39	0.22	0	0	8001.5	-0.03
360	170	24	1985	0	0	2.65	1.16	0	0	0	-2.85	0.22	0	0	8004.1	-0.02
360	171	24	1985	3.56	0	4.12	0.43	0	0	0	-0.77	0.22	0	0	8008.2	-0.01
360	172	24	1985	0	0	2.41	0.78	0	0	0	-2.59	0.22	0	0	8010.7	-0.04
360	173	24	1985	2.29	0	2.48	0.52	0	0	0	-0.4	0.22	0	0	8013.1	-0.02
360	174	24	1985	0	0	1.24	0.63	0	0	0	-1.44	0.22	0	0	8014.4	-0.02
360	175	24	1985	1.52	0	1.83	0.42	0	0	0	-0.5	0.22	0	0	8016.2	-0.02
360	176	24	1985	0	0	0.77	0.48	0	0	0	-0.97	0.22	0	0	8017	-0.03
360	177	24	1985	0	0	0.37	0.45	0	0	0	-0.58	0.22	0	0	8017.3	-0.02
360	178	24	1985	0	0	0.44	0.46	0	0	0	-0.64	0.22	0	0	8017.8	-0.02
360	179	24	1985	2.03	0	2.04	0.33	0	0	0	-0.22	0.22	0	0	8019.8	-0.01
360	180	24	1985	7.11	0	4.25	0.59	0	0	0	2.64	0.22	0	0	8024.1	0
360	181	24	1985	0	0	1.93	0.45	0	0	0	-2.1	0.22	0	0	8026	-0.05
360	182	24	1985	1.27	0	2.53	0.42	0	0	0	-1.43	0.22	0	0	8028.5	-0.05
360	183	24	1985	0	0	1.03	0.44	0	0	0	-1.21	0.22	0	0	8029.6	-0.05
360	184	24	1985	0	0	0.88	0.42	0	0	0	-1.07	0.22	0	0	8030.4	-0.03
360	185	24	1985	0	0	0.95	0.51	0	0	0	-1.13	0.22	0	0	8031.4	-0.04
360	186	24	1985	0	0	0.31	0.43	0	0	0	-0.53	0.22	0	0	8031.7	-0.01
360	187	24	1985	6.6	0	4.36	0.33	0	0	0	2.03	0.22	0	0	8036.1	0
360	188	24	1985	1.52	0	2.92	0.18	0	0	0	-1.59	0.22	0	0	8039	-0.03
360	189	24	1985	0	0	1.31	0.27	0	0	0	-1.49	0.22	0	0	8040.3	-0.04
360	190	24	1985	0.51	0	0.96	0.26	0	0	0	-0.67	0.22	0	0	8041.3	-0.01
360	191	24	1985	2.29	0	2.34	0.14	0	0	0	-0.24	0.22	0	0	8043.6	-0.04
360	192	24	1985	0	0	0.67	0.16	0	0	0	-0.85	0.22	0	0	8044.3	-0.04
360	193	24	1985	0.76	0	0.36	0.07	0	0	0	0.2	0.22	0	0	8044.6	-0.02
360	194	24	1985	0	0	0.35	0.13	0	0	0	-0.53	0.22	0	0	8045	-0.04
360	195	24	1985	6.86	0	3.29	0.28	0	0	0	3.3	0.22	0	0	8048.3	0.04
360	196	24	1985	20.32	0	6.02	2.14	0	0	0	14.12	0.22	0	0	8054.3	-0.04
360	197	24	1985	0	0	6.19	4.55	0	0	0	-6.35	0.22	0	0	8060.5	-0.06
360	198	24	1985	0	0	4.81	3.84	0	0	0	-4.96	0.22	0	0	8065.3	-0.07
360	199	24	1985	0	0	2.3	1.7	0	0	0	-2.47	0.22	0	0	8067.6	-0.05
360	200	24	1985	2.54	0	3.32	0.55	0	0	0	-1	0.22	0	0	8070.9	0
360	201	24	1985	0	0	0.94	0.32	0	0	0	-1.15	0.22	0	0	8071.9	-0.01
360	202	24	1985	0	0	1.21	0.25	0	0	0	-1.37	0.22	0	0	8073.1	-0.06
360	203	24	1985	0	0	1.53	0.17	0	0	0	-1.69	0.22	0	0	8074.6	-0.05
360	204	24	1985	0	0	0.56	0.14	0	0	0	-0.74	0.22	0	0	8075.1	-0.04
360	205	24	1985	0	0	0.21	0.13	0	0	0	-0.4	0.22	0	0	8075.4	-0.03
360	206	24	1985	0	0	-0.02	0.13	0	0	0	-0.22	0.22	0	0	8075.3	0.02
360	207	24	1985	11.94	0	3.85	0.78	0	0	0	7.88	0.22	0	0	8079.2	0
360	208	24	1985	0	0	3.63	2.72	0	0	0	-3.78	0.22	0	0	8082.8	-0.07
360	209	24	1985	0	0	1.72	0.8	0	0	0	-1.9	0.22	0	0	8084.5	-0.04
360	210	24	1985	0	0	0.84	0.08	0	0	0	-1.05	0.22	0	0	8085.4	0
360	211	24	1985	0	0	0.66	0.05	0	0	0	-0.84	0.22	0	0	8086	-0.03
360	212	24	1985	15.24	0.69	2.76	0	0	0	0	11.6	0.22	0	0	8088.8	-0.03
360	213	24	1985	0	0	3.81	2.5	0	0	0	-3.31	0.22	0	0	8092.6	-0.02
360	214	24	1985	0	0	4.75	3.77	0	0	0	-4.91	0.22	0	0	8097.4	-0.05
360	215	24	1985	0	0	1.85	1.09	0	0	0	-2.04	0.22	0	0	8099.2	-0.03
360	216	24	1985	0	0	1.15	0.22	0	0	0	-1.33	0.21	0	0	8100.4	-0.04
360	217	24	1985	0	0	1.38	0.17	0	0	0	-1.56	0.21	0	0	8101.7	-0.04
360	218	24	1985	0	0	0.82	0.11	0	0	0	-1	0.21	0	0	8102.6	-0.04
360	219	24	1985	1.27	0	0.87	0.04	0	0	0	0.18	0.21	0	0	8103.4	0.01
360	220	24	1985	0	0	0.43	0.07	0	0	0	-0.6	0.21	0	0	8103.9	-0.05
360	221	24	1985	0	0	0.4	0.09	0	0	0	-0.57	0.21	0	0	8104.3	-0.04
360	222	24	1985	0	0	-0.01	0.07	0	0	0	-0.17	0.21	0	0	8104.2	-0.03
360	223	24	1985	0	0	-0.03	0.04	0	0	0	-0.17	0.21	0	0	8104.2	-0.02
360	224	24	1985	0	0	0.45	0.05	0	0	0	-0.62	0.21	0	0	8104.7	-0.04
360	225	24	1985	4.32	0	3.17	0.03	0	0	0	0.98	0.21	0	0	8107.8	-0.04
360	226	24	1985	0	0	0.63	0.05	0	0	0	-0.84	0.21	0	0	8108.5	-0.01
360	227	24	1985	7.87	0	4.55	1.35	0	0	0	3.15	0.21	0	0	8113	-0.03
360	228	24	1985	0	0	1.79	0.15	0	0	0	-1.95	0.21	0	0	8114.8	-0.06
360	229	24	1985	0	0	1.42	0.04	0	0	0	-1.59	0.21	0	0	8116.2	-0.04
360	230	24	1985	0	0	0.67	0.04	0	0	0	-0.83	0.21	0	0	8116.9	-0.05
360	231	24	1985	0	0	0.18	0.04	0	0	0	-0.39	0.21	0	0	8117.1	-0.01
360	232	24	1985	0	0	0.15	0.03	0	0	0	-0.33	0.21	0	0	8117.2	-0.03
360	233	24	1985	0	0	0	0.02	0	0	0	-0.19	0.21	0	0	8117.2	-0.02
360	234	24	1985	0.76	0	0.82	0.02	0	0	0	-0.24	0.21	0	0	8118	-0.02
360	235	24	1985	0	0	-0.03	0.01	0	0	0	-0.14	0.21	0	0	8118	-0.03
360	236	24	1985	4.83	0	2.7	0	0	0	0	1.92	0.21	0	0	8120.7	0
360	237	24	1985	15.24	0	5.29	1.75	0	0	0	9.75	0.21	0	0	8126	-0.01
360	238	24	1985	0	0	4.64	3.55	0	0	0	-4.8	0.21	0	0	8130.6	-0.04
360	239	24	1985	0	0	3.29	2.2	0	0	0	-3.45	0.21	0	0	8133.9	-0.05
360	240	24	1985	0.76	0	2.17	0.21	0	0	0	-1.6	0.21	0	0	8136.1	-0.02
360	241	24	1985	0.25	0	1.69	0.03	0	0	0	-1.61	0.21	0	0	8137.8	-0.03
360	242	24	1985	1.27	0	1.75	0.03	0	0	0	-0.66	0.21	0	0	8139.5	-0.03
360	243	24	1985	0	0	0.45	0.03	0	0	0	-0.61	0.21	0	0	8140	-0.04
360	244	24	1985	0	0	0.24	0.03	0	0	0	-0.41	0.21	0	0	8140.2	-0.04
360	245	24	1985	1.02	0	0.87	0.03	0	0	0	-0.03	0.21	0	0	8141.1	-0.03
360	246	24	1985	0	0	0.36	0.04	0	0	0	-0.52	0.21	0	0	8141.5	-0.04
360	247	24	1985	1.52	0	0.83	0.02	0	0	0	0.47	0.2	0	0	8142.3	0.02
360	248	24	1985	22.61	0	3.32	0.59	0	0	0	19.1	0.2	0	0	8145.6	-0.01
360	249	24	1985	11.18	0	4.3	1.41	0	0	0	6.73	0.2	0	0	8149.9	-0.06
360	250	24	1985	0	0	2.69	2.18	0	0	0	-2.85	0.2	0	0	8152.6	-0.05
360	251	24	1985	0.25	0	3.83	2.33	0	0	0	-3.71	0.2	0	0	8156.4	-0.06
360	252	24	1985	4.06	0	3.97	0.86	0	0	0	-0.06	0.2	0	0	8160.4	-0.05
360	253	24	1985	4.32	0	3.45	0.29	0	0	0	0.72	0.2	0	0	8163.8	-0.05
360	254	24	1985	0.25	0	3.49	1.9	0	0	0	-3.4	0.2	0	0	8167.3	-0.04
360	255	24	1985	1.78	0	2.83	0.81	0	0	0	-1.24	0.2	0	0	8170.2	-0.01
360	256	24	1985	0	0	2.88	1.81	0	0	0	-3.05	0.2	0	0	8173	-0.04
360	257	24	1985	0	0	3.49	2.28	0	0	0	-3.67	0.2	0	0	8176.5	-0.02
360	258	24	1985	0	0	1.94	1.45	0	0	0	-2.12	0.2	0	0	8178.5	-0.02
360	259	24	1985	0	0	1.92	1.32	0	0	0	-2.09	0.2	0	0	8180.4	-0.03
360	260	24	1985	0	0	2.48	1.21	0	0	0	-2.64	0.2	0	0	8182.9	-0.04
360	261	24	1985	0	0	1.2	0.5	0	0	0	-1.38	0.2	0	0	8184.1	-0.02

Attachment D-1
Honeywell
Wastebeds 9-15 SWSR Pre-Design Investigation
SHAW Output Data

RUN	DAY	HR	YR	PRECIP	precip INTRCP	ET	TRANSP	CANOPY chg in storage	SNOW chg in storage	RESIDUE chg in storage	SOIL chg in storage	PERC	RUNOFF	PONDED	Etcum	ERROR
360	262	24	1985	0	0	0.67	0.28	0	0	0	-0.84	0.2	0	0	8184.7	-0.03
360	263	24	1985	0	0	0.47	0.19	0	0	0	-0.64	0.2	0	0	8185.2	-0.03
360	264	24	1985	0	0	0.76	0.1	0	0	0	-0.91	0.2	0	0	8186	-0.04
360	265	24	1985	0	0	0.17	0.09	0	0	0	-0.33	0.2	0	0	8186.1	-0.04
360	266	24	1985	0	0	0.2	0.08	0	0	0	-0.37	0.2	0	0	8186.3	-0.03
360	267	24	1985	2.29	0	1.98	0.03	0	0	0	0.15	0.2	0	0	8188.3	-0.05
360	268	24	1985	0	0	0.76	0.05	0	0	0	-0.93	0.2	0	0	8189.1	-0.03
360	269	24	1985	0.51	0	0.56	0.05	0	0	0	-0.21	0.2	0	0	8189.6	-0.03
360	270	24	1985	48.77	0	1.79	0.15	0	0	0	46.83	0.2	0	0	8191.4	-0.04
360	271	24	1985	0	0	2.52	1.29	0	0	0	-2.66	0.2	0	0	8193.9	-0.06
360	272	24	1985	0	0	1.53	1	0	0	0	-1.68	0.2	0	0	8195.5	-0.05
360	273	24	1985	0	0	2.03	1.35	0	0	0	-2.18	0.2	0	0	8197.5	-0.04
360	274	24	1985	10.16	0	2.52	0.53	0	0	0	7.48	0.19	0	0	8200	-0.03
360	275	24	1985	1.27	0	2.35	0.59	0	0	0	-1.22	0.19	0	0	8202.4	-0.06
360	276	24	1985	0	0	1.35	0.64	0	0	0	-1.49	0.19	0	0	8203.7	-0.05
360	277	24	1985	0	0	1.06	0.71	0	0	0	-1.28	0.19	0	0	8204.8	0.03
360	278	24	1985	3.05	0	3.1	0.74	0	0	0	-0.18	0.19	0	0	8207.9	-0.06
360	279	24	1985	0	0	3.07	1.05	0	0	0	-3.2	0.19	0	0	8211	-0.06
360	280	24	1985	0	0	2.69	1.09	0	0	0	-2.85	0.19	0	0	8213.7	-0.04
360	281	24	1985	0	0	3.07	1.38	0	0	0	-3.21	0.19	0	0	8216.7	-0.05
360	282	24	1985	0.25	0	1.66	0.97	0	0	0	-1.58	0.19	0	0	8218.4	-0.02
360	283	24	1985	7.62	0	3.27	0.78	0	0	0	4.21	0.19	0	0	8221.7	-0.05
360	284	24	1985	0	0	2.76	0.72	0	0	0	-2.9	0.19	0	0	8224.4	-0.05
360	285	24	1985	4.32	0	2.53	0.37	0	0	0	1.65	0.19	0	0	8226.9	-0.05
360	286	24	1985	7.11	0	1.26	0.2	0	0	0	5.66	0.19	0	0	8228.2	0
360	287	24	1985	1.78	0	0.94	0.07	0	0	0	0.67	0.19	0	0	8229.1	-0.02
360	288	24	1985	28.45	0	2.26	0.37	0	0	0	26.05	0.19	0	0	8231.4	-0.05
360	289	24	1985	1.78	0	2.58	0.23	0	0	0	-0.93	0.19	0	0	8234	-0.06
360	290	24	1985	0.51	0	1.59	0.33	0	0	0	-1.23	0.19	0	0	8235.6	-0.04
360	291	24	1985	0.76	0	2.52	0.6	0	0	0	-1.91	0.19	0	0	8238.1	-0.04
360	292	24	1985	13.21	0	1.95	0.22	0	0	0	11.1	0.19	0	0	8240.1	-0.03
360	293	24	1985	0	0	2.06	0.29	0	0	0	-2.22	0.19	0	0	8242.1	-0.03
360	294	24	1985	0	0	1.57	0.31	0	0	0	-1.73	0.19	0	0	8243.7	-0.03
360	295	24	1985	0	0	1.95	0.43	0	0	0	-2.11	0.19	0	0	8245.6	-0.02
360	296	24	1985	0	0	1.37	0.33	0	0	0	-1.54	0.19	0	0	8247	-0.02
360	297	24	1985	4.83	0	2.87	0.22	0	0	0	1.79	0.19	0	0	8249.9	-0.02
360	298	24	1985	1.02	0	4.03	0.23	0	0	0	-3.19	0.19	0	0	8253.9	-0.01
360	299	24	1985	0	0	2.1	0.17	0	0	0	-2.25	0.18	0	0	8256	-0.03
360	300	24	1985	0	0	2.45	0.14	0	0	0	-2.63	0.18	0	0	8258.5	-0.01
360	301	24	1985	0	0	2.49	0.05	0	0	0	-2.67	0.18	0	0	8261	-0.01
360	302	24	1985	0	0	1.75	0.04	0	0	0	-1.93	0.18	0	0	8262.7	0
360	303	24	1985	0	0	0.72	0.03	0	0	0	-0.91	0.18	0	0	8263.4	0
360	304	24	1985	0	0	1.95	0.02	0	0	0	-2.14	0.18	0	0	8265.4	0
360	305	24	1985	0	0	2.12	0	0	0	0	-2.3	0.18	0	0	8267.5	0
360	306	24	1985	0	0	2.19	0	0	0	0	-2.37	0.18	0	0	8269.7	0
360	307	24	1985	1.78	0	2.9	0	0	0	0	-1.3	0.18	0	0	8272.6	0
360	308	24	1985	11.43	0	1.7	0	0	0	0	9.55	0.18	0	0	8274.3	0
360	309	24	1985	17.02	0	0.98	0	0	0	0	15.86	0.18	0	0	8275.3	0
360	310	24	1985	1.27	0	1	0	0	0	0	0.09	0.18	0	0	8276.3	0
360	311	24	1985	3.81	0	1.7	0	0	0	0	1.93	0.18	0	0	8278	0
360	312	24	1985	2.79	0	2.6	0	0	0	0	0.02	0.18	0	0	8280.6	0
360	313	24	1985	10.67	0	0.96	0	0	0	0	9.53	0.18	0	0	8281.5	0
360	314	24	1985	12.7	0	0.82	0	0	0	0	11.7	0.18	0	0	8282.4	0
360	315	24	1985	2.29	0	1.12	0	0	0	0	0.99	0.18	0	0	8283.5	0
360	316	24	1985	10.41	0	0.99	0	0	0	0	9.25	0.18	0	0	8284.5	0
360	317	24	1985	4.83	0	0.86	0	0	0	0	3.79	0.18	0	0	8285.3	0
360	318	24	1985	13.97	0	1.36	0	0	0	0	12.44	0.18	0	0	8286.7	0
360	319	24	1985	0	0	1.84	0	0	0	0	-2.01	0.18	0	0	8288.5	0
360	320	24	1985	11.94	0	1.08	0	0	11.67	0	-0.99	0.18	0	0	8289.6	0
360	321	24	1985	0.25	0	-0.38	0	0	-10.24	0	-0.1	0.18	10.8	0	8289.2	0
360	322	24	1985	0	0	0.07	0	0	-1.43	0	0.22	0.18	0.95	0	8289.3	0.01
360	323	24	1985	0	0	0.9	0	0	0	0	-1.07	0.17	0	0	8290.2	0
360	324	24	1985	0	0	2.65	0	0	0	0	-2.82	0.17	0	0	8292.8	0
360	325	24	1985	0	0	2.73	0	0	0	0	-2.91	0.17	0	0	8295.6	0
360	326	24	1985	5.08	0	0.37	0	0	5.15	0	-0.61	0.17	0	0	8295.9	0
360	327	24	1985	2.29	0	-0.15	0	0	-1.91	0	4.17	0.17	0	0	8295.8	0
360	328	24	1985	0	0	1.31	0	0	-3.24	0	1.76	0.17	0	0	8297.1	0
360	329	24	1985	0	0	2.02	0	0	0	0	-2.19	0.17	0	0	8299.1	0
360	330	24	1985	8.13	0	0.48	0	0	8.05	0	-0.57	0.17	0	0	8299.6	0
360	331	24	1985	0.51	0	-0.07	0	0	-0.06	0	0.47	0.17	0	0	8299.5	0
360	332	24	1985	9.91	0	-0.21	0	0	10.22	0	-0.27	0.17	0	0	8299.3	0
360	333	24	1985	0.25	0	-0.04	0	0	-0.02	0	0.14	0.17	0	0	8299.3	0
360	334	24	1985	0.25	0	-0.26	0	0	-0.12	0	0.47	0.17	0	0	8299	0
360	335	24	1985	2.29	0	-0.63	0	0	-10.57	0	13.32	0.17	0	0	8298.4	0
360	336	24	1985	3.3	0	1.67	0	0	-7.49	0	8.93	0.17	0	0	8300	0.02
360	337	24	1985	0.76	0	2.03	0	0	0.66	0	-2.09	0.17	0	0	8302.1	0
360	338	24	1985	0	0	0.14	0	0	0.42	0	-0.73	0.17	0	0	8302.2	0
360	339	24	1985	0.25	0	0.27	0	0	0.32	0	-0.5	0.17	0	0	8302.5	0
360	340	24	1985	1.52	0	0.05	0	0	1.81	0	-0.5	0.17	0	0	8302.5	0
360	341	24	1985	0.51	0	0.04	0	0	0.67	0	-0.37	0.17	0	0	8302.6	0
360	342	24	1985	0	0	-0.14	0	0	-0.32	0	-0.26	0.17	0.55	0	8302.4	0
360	343	24	1985	1.78	0	-0.06	0	0	-0.88	0	-0.2	0.17	2.75	0	8302.4	0
360	344	24	1985	2.54	0	-0.02	0	0	2.72	0	-0.32	0.17	0	0	8302.3	0
360	345	24	1985	8.13	0	-0.11	0	0	-0.2	0	-0.27	0.17	8.54	0	8302.2	0
360	346	24	1985	3.05	0	-0.04	0	0	3.15	0	-0.23	0.17	0	0	8302.2	0
360	347	24	1985	7.62	0	-0.11	0	0	0.18	0	-0.27	0.16	7.65	0	8302.1	0
360	348	24	1985	2.03	0	0.09	0	0	2.16	0	-0.38	0.16	0	0	8302.2	0
360	349	24	1985	0	0	0.54	0	0	-0.34	0	-0.37	0.16	0	0	8302.7	0
360	350	24	1985	0.51	0	0.31	0	0	0.33	0	-0.3	0.16	0	0	8303	0
360	351	24	1985	0.25	0	0.55	0	0	-0.08	0	-0.38	0.16	0	0	8303.6	0
360	352	24	1985	1.52	0	0.68	0	0	1.05	0	-0.37	0.16	0	0	8304.3	0
360	353	24	1985	0	0	0.29	0	0	-0.1	0	-0.35	0.16	0	0	8304.5	0
360	354	24	1985	0.25	0	0.1	0	0	0.37	0	-0.37	0.16	0	0	8304.6	0
360	355	24	1985	2.29	0	-0.04	0	0	2.47	0	-0.3	0.16	0	0	8304.6	0
360	356	24	1985	2.79	0	0.05	0	0	2.86	0	-0.28	0.16	0	0	8304.7	0
360	357	24	1985	0.76	0	0.1	0	0	0.7	0	-0.2	0.16	0	0	8304.8	0
360	358	24	1985	2.03	0	-0.07	0	0	1.2	0	-0.19	0.16	0.93	0	8304.7	0
360	359	24	1985	0.51	0	0.11	0	0	0.55	0	-0.32	0.16	0	0	8304.8	0
360	360	24	1985	0	0	0.43	0	0	-0.24	0	-0.35	0.16	0	0	8305.2	0
360	361	24	1985	0.51	0	0.42	0	0	0.22	0	-0.28	0.16	0	0	8305.6	0
360	362	24	1985	0	0	0.52	0	0	-0.38	0	-0.3	0.16	0	0	8306.2	0
360	363	24	1985	0	0	0.56	0	0	-0.44	0	-0.27	0.16	0	0	8306.7	0
360	364	24	1985	0.25	0	0.27	0	0	0.1	0	-0.27	0.16	0	0	8307	0

Attachment D-1
Honeywell
Wastebeds 9-15 SWSR Pre-Design Investigation
SHAW Output Data

RUN	DAY	HR	YR	PRECIP	precip INTRCP	ET	TRANSP	CANOPY chg in storage	SNOW chg in storage	RESIDUE chg in storage	SOIL chg in storage	PERC	RUNOFF	PONDED	Etcum	ERROR
360	365	24	1985	0.25	0	0.66	0	0	-0.35	0	-0.21	0.16	0	0	8307.6	0
360	1	24	1986	1.52	0	0.7	0	0	0.89	0	-0.22	0.16	0	0	8308.3	0
360	2	24	1986	0	0	0.11	0	0	-0.03	0	-0.23	0.16	0	0	8308.5	0
360	3	24	1986	1.78	0	0.02	0	0	1.84	0	-0.24	0.16	0	0	8308.5	0
360	4	24	1986	0	0	-0.03	0	0	0.16	0	-0.29	0.16	0	0	8308.4	0
360	5	24	1986	0.51	0	0.23	0	0	0.34	0	-0.22	0.16	0	0	8308.7	0
360	6	24	1986	5.08	0	0	0	0	5.17	0	-0.24	0.16	0	0	8308.7	0
360	7	24	1986	2.03	0	-0.05	0	0	2.16	0	-0.24	0.16	0	0	8308.6	0
360	8	24	1986	0.25	0	-0.02	0	0	0.34	0	-0.23	0.16	0	0	8308.6	0
360	9	24	1986	0	0	0.36	0	0	-0.31	0	-0.2	0.16	0	0	8309	0
360	10	24	1986	1.02	0	0.28	0	0	0.76	0	-0.18	0.16	0	0	8309.3	0
360	11	24	1986	0	0	0.11	0	0	-0.06	0	-0.21	0.16	0	0	8309.4	0
360	12	24	1986	0	0	0.41	0	0	-5.44	0	-0.13	0.16	5	0	8309.8	0
360	13	24	1986	1.27	0	0.22	0	0	1.17	0	-0.28	0.16	0	0	8310	0
360	14	24	1986	0	0	0.04	0	0	0.14	0	-0.34	0.16	0	0	8310	0
360	15	24	1986	0	0	0.1	0	0	0.06	0	-0.31	0.16	0	0	8310.1	0
360	16	24	1986	0	0	0.03	0	0	0.09	0	-0.27	0.16	0	0	8310.2	0
360	17	24	1986	0	0	-0.03	0	0	-0.59	0	-0.17	0.16	0.64	0	8310.1	0
360	18	24	1986	0	0	-0.39	0	0	-10.34	0	-0.07	0.16	10.64	0	8309.7	0
360	19	24	1986	2.03	0	-0.91	0	0	-14.97	0	0.3	0.16	17.04	0.41	8308.8	0
360	20	24	1986	30.99	0	0.06	0	0	0	0	-0.04	0.16	31.22	0	8308.9	0
360	21	24	1986	0	0	1.27	0	0	0	0	-1.42	0.16	0	0	8310.2	0
360	22	24	1986	0	0	1.5	0	0	0	0	-1.65	0.16	0	0	8311.6	0
360	23	24	1986	0	0	2.13	0	0	0	0	-2.28	0.16	0	0	8313.8	0
360	24	24	1986	0	0	1.22	0	0	0	0	-1.38	0.16	0	0	8315	0
360	25	24	1986	1.02	0	0.29	0	0	1.01	0	-0.44	0.16	0	0	8315.3	0
360	26	24	1986	3.56	0	-0.17	0	0	3.94	0	-0.37	0.16	0	0	8315.1	0
360	27	24	1986	7.87	0	-0.06	0	0	8.06	0	-0.28	0.16	0	0	8315.1	0
360	28	24	1986	0.25	0	-0.04	0	0	0.38	0	-0.24	0.16	0	0	8315	0
360	29	24	1986	0.25	0	0.05	0	0	0.3	0	-0.25	0.16	0	0	8315.1	0
360	30	24	1986	0	0	0.05	0	0	0.05	0	-0.26	0.16	0	0	8315.1	0
360	31	24	1986	1.78	0	0.04	0	0	1.79	0	-0.21	0.16	0	0	8315.2	0
360	32	24	1986	6.6	0	0.11	0	0	6.56	0	-0.22	0.16	0	0	8315.3	0
360	33	24	1986	1.02	0	-0.05	0	0	0.89	0	0.02	0.16	0	0	8315.2	0
360	34	24	1986	0	0	0.07	0	0	-0.05	0	-0.17	0.16	0	0	8315.3	0
360	35	24	1986	7.11	0	0.26	0	0	6.88	0	-0.19	0.16	0	0	8315.6	0
360	36	24	1986	2.03	0	-0.21	0	0	2.27	0	-0.18	0.16	0	0	8315.3	0
360	37	24	1986	0	0	0.18	0	0	-0.11	0	-0.23	0.16	0	0	8315.5	0
360	38	24	1986	2.03	0	0.23	0	0	1.88	0	-0.23	0.16	0	0	8315.8	0
360	39	24	1986	0	0	0.02	0	0	0.02	0	-0.2	0.16	0	0	8315.8	0
360	40	24	1986	0.51	0	-0.14	0	0	0.7	0	-0.21	0.16	0	0	8315.6	0
360	41	24	1986	1.02	0	0.02	0	0	1.05	0	-0.21	0.16	0	0	8315.7	0
360	42	24	1986	0	0	-0.02	0	0	0.1	0	-0.23	0.16	0	0	8315.6	0
360	43	24	1986	0.25	0	0.05	0	0	0.28	0	-0.23	0.16	0	0	8315.7	0
360	44	24	1986	3.05	0	-0.1	0	0	3.2	0	-0.21	0.16	0	0	8315.6	0
360	45	24	1986	2.54	0	-0.06	0	0	2.64	0	-0.2	0.16	0	0	8315.5	0
360	46	24	1986	0.51	0	-0.09	0	0	0.63	0	-0.19	0.16	0	0	8315.4	0
360	47	24	1986	0	0	0.02	0	0	0.02	0	-0.19	0.16	0	0	8315.4	0
360	48	24	1986	3.3	0	-0.2	0	0	3.52	0	-0.18	0.16	0	0	8315.3	0
360	49	24	1986	0.25	0	-0.35	0	0	-0.19	0	0.63	0.16	0	0	8314.9	0
360	50	24	1986	7.37	0	-0.39	0	0	-5	0	6.38	0.16	6.23	0	8314.5	0
360	51	24	1986	0.25	0	-0.44	0	0	-6.99	0	-0.15	0.16	7.67	0	8314.1	0
360	52	24	1986	13.72	0	-0.14	0	0	13.18	0	-0.19	0.16	0.7	0	8313.9	0
360	53	24	1986	0	0	0.03	0	0	0.01	0	-0.2	0.16	0	0	8314	0
360	54	24	1986	3.81	0	0.09	0	0	3.75	0	-0.19	0.16	0	0	8314	0
360	55	24	1986	0.76	0	-0.14	0	0	0.93	0	-0.19	0.16	0	0	8313.9	0
360	56	24	1986	0.51	0	0.01	0	0	0.54	0	-0.21	0.16	0	0	8313.9	0
360	57	24	1986	0	0	0.06	0	0	0.01	0	-0.23	0.16	0	0	8314	0
360	58	24	1986	0.25	0	0.11	0	0	0.21	0	-0.22	0.16	0	0	8314.1	0
360	59	24	1986	0.76	0	0.2	0	0	0.6	0	-0.2	0.16	0	0	8314.3	0
360	60	24	1986	0	0	0.69	0	0	-0.67	0	-0.19	0.16	0	0	8315	0
360	61	24	1986	0	0	0.24	0	0	-0.22	0	-0.18	0.16	0	0	8315.2	0
360	62	24	1986	0	0	0.03	0	0	-0.31	0	-0.15	0.16	0.27	0	8315.3	0
360	63	24	1986	0.25	0	-0.03	0	0	-0.71	0	-0.14	0.16	0.97	0	8315.2	0
360	64	24	1986	0.25	0	-0.09	0	0	-1.99	0	-0.14	0.16	2.31	0	8315.1	0
360	65	24	1986	2.29	0	-0.05	0	0	0.39	0	-0.15	0.16	1.94	0	8315.1	0
360	66	24	1986	2.79	0	0.28	0	0	2.55	0	-0.2	0.16	0	0	8315.4	0
360	67	24	1986	0.76	0	0.02	0	0	0.77	0	-0.19	0.16	0	0	8315.4	0
360	68	24	1986	6.1	0	0.05	0	0	6.06	0	-0.18	0.16	0	0	8315.4	0
360	69	24	1986	0.76	0	-0.36	0	0	-7.32	0	-0.1	0.16	8.37	0	8315.1	0
360	70	24	1986	0.25	0	-0.33	0	0	-28.96	0	-0.01	0.16	29.39	0	8314.7	0
360	71	24	1986	0	0	0.33	0	0	-8.27	0	0.25	0.16	7.53	0	8315.1	0
360	72	24	1986	16	0	-0.26	0	0	-14.37	0	0.59	0.16	29.5	0.38	8314.8	0
360	73	24	1986	10.41	0	1.37	0	0	0	0	-1.53	0.16	10.79	0	8316.2	0
360	74	24	1986	16	0	2.04	0	0	0	0	0.63	0.16	13.16	0	8318.2	0
360	75	24	1986	0	0	1.95	0	0	0	0	-2.12	0.16	0	0	8320.2	0
360	76	24	1986	0	0	2.59	0	0	0	0	-2.75	0.17	0	0	8322.8	0
360	77	24	1986	0	0	2.91	0	0	0	0	-3.08	0.17	0	0	8325.7	0
360	78	24	1986	2.79	0	5.66	0	0	0	0	-3.03	0.17	0	0	8331.3	0
360	79	24	1986	0.51	0	3.34	0	0	0	0	-3.49	0.17	0	0.48	8334.7	0
360	80	24	1986	0	0	2.04	0	0	0	0	-2.21	0.17	0	0.48	8336.7	0
360	81	24	1986	0	0	2.07	0	0	0	0	-1.75	0.17	0	0	8338.8	0
360	82	24	1986	0	0	3.1	0	0	0	0	-3.27	0.17	0	0	8341.9	0
360	83	24	1986	0.51	0	4.32	0	0	0	0	-3.98	0.17	0	0	8346.2	0
360	84	24	1986	0	0	3.57	0	0	0	0	-3.74	0.17	0	0	8349.8	0
360	85	24	1986	1.27	0	6.58	0	0	0	0	-5.47	0.17	0	0	8356.4	0
360	86	24	1986	10.16	0	2.78	0	0	0	0	7.21	0.17	0	0	8359.1	0
360	87	24	1986	0	0	4.21	0	0	0	0	-4.38	0.17	0	0	8363.4	0
360	88	24	1986	0	0	6.22	0	0	0	0	-6.39	0.17	0	0	8369.6	0
360	89	24	1986	0.51	0	6.85	0	0	0	0	-6.51	0.17	0	0	8376.4	0
360	90	24	1986	0	0	2.64	0	0	0	0	-2.8	0.17	0	0	8379.1	0
360	91	24	1986	0.25	0	4.42	0	0	0	0	-4.33	0.17	0	0	8383.5	0
360	92	24	1986	0.25	0	0.47	0.03	0	0	0	-0.39	0.17	0	0	8384	0.01
360	93	24	1986	0	0	1.01	0.08	0	0	0	-1.19	0.17	0	0	8385	0.01
360	94	24	1986	7.11	0	1.1	0.01	0	0	0	5.84	0.17	0	0	8386.1	0.01
360	95	24	1986	14.22	0	2.43	0.01	0	0	0	11.62	0.17	0	0	8388.5	0
360	96	24	1986	12.19	0	1.76	0.01	0	0	0	10.26	0.17	0	0	8390.3	0
360	97	24	1986	0	0	1.93	0.14	0	0	0	-2.1	0.17	0	0	8392.2	0
360	98	24	1986	3.05	0	3.17	0.09	0	0	0	-0.28	0.17	0	0	8395.4	-0.01
360	99	24	1986	2.03	0	3.87	0.06	0	0	0	-2	0.17	0	0	8399.2	-0.01
360	100	24	1986	2.54	0	3.24	0	0	0	0	-0.86	0.17	0	0	8402.5	0
360	101	24	1986	0.25	0	2.92	0	0	0	0	-2.83	0.17	0	0	8405.4	0
360	102	24	1986	0	0	2.54	0.2	0	0	0	-2.71	0.17	0	0	8407.9	0

Attachment D-1
Honeywell
Wastebeds 9-15 SWSR Pre-Design Investigation
SHAW Output Data

RUN	DAY	HR	YR	PRECIP	precip INTRCP	ET	TRANSP	CANOPY chg in storage	SNOW chg in storage	RESIDUE chg in storage	SOIL chg in storage	PERC	RUNOFF	PONDED	Etcum	ERROR
360	103	24	1986	0	0	3.72	0.41	0	0	0	-3.88	0.17	0	0	8411.7	-0.01
360	104	24	1986	0	0	3.14	0.55	0	0	0	-3.3	0.17	0	0	8414.8	0
360	105	24	1986	23.37	0	2.78	0.28	0	0	0	20.43	0.17	0	0	8417.6	-0.01
360	106	24	1986	17.27	0	2.27	0.1	0	0	0	14.85	0.17	0	0	8419.8	-0.01
360	107	24	1986	1.02	0	2.1	0.5	0	0	0	-1.23	0.17	0	0	8421.9	-0.02
360	108	24	1986	0	0	3.67	0.86	0	0	0	-3.83	0.17	0	0	8425.6	-0.01
360	109	24	1986	0	0	3.92	1	0	0	0	-4.08	0.17	0	0	8429.5	-0.01
360	110	24	1986	1.78	0	3.93	0.76	0	0	0	-2.32	0.17	0	0	8433.5	0
360	111	24	1986	0.76	0	5.23	0.75	0	0	0	-4.62	0.17	0	0	8438.7	-0.02
360	112	24	1986	0	0	3.14	0	0	0	0	-3.29	0.17	0	0	8441.8	-0.02
360	113	24	1986	0	0	3.16	0.63	0	0	0	-3.32	0.17	0	0	8445	-0.01
360	114	24	1986	0	0	2.79	0.88	0	0	0	-2.95	0.17	0	0	8447.8	-0.01
360	115	24	1986	0	0	4.92	1.57	0	0	0	-5.07	0.17	0	0	8452.7	-0.02
360	116	24	1986	0	0	4.85	1.59	0	0	0	-4.99	0.17	0	0	8457.6	-0.03
360	117	24	1986	0	0	3.98	1.41	0	0	0	-4.13	0.17	0	0	8461.5	-0.02
360	118	24	1986	0	0	2.49	1.37	0	0	0	-2.64	0.17	0	0	8464	-0.02
360	119	24	1986	0.76	0	2.91	1.04	0	0	0	-2.29	0.17	0	0	8466.9	-0.03
360	120	24	1986	0	0	3.03	1.33	0	0	0	-3.18	0.17	0	0	8470	-0.02
360	121	24	1986	1.78	0	6.18	1.91	0	0	0	-4.55	0.17	0	0	8476.2	-0.02
360	122	24	1986	0	0	4.15	0.97	0	0	0	-4.3	0.17	0	0	8480.3	-0.01
360	123	24	1986	0	0	1.63	1.02	0	0	0	-1.8	0.17	0	0	8481.9	-0.01
360	124	24	1986	0	0	2.33	2.11	0	0	0	-2.49	0.17	0	0	8484.3	0
360	125	24	1986	0	0	2.3	2.58	0	0	0	-2.46	0.17	0	0	8486.6	0
360	126	24	1986	0.25	0	2.95	2.83	0	0	0	-2.86	0.17	0	0	8489.5	-0.01
360	127	24	1986	0	0	3.46	3.32	0	0	0	-3.61	0.17	0	0	8493	-0.02
360	128	24	1986	0	0	2.32	2.25	0	0	0	-2.47	0.17	0	0	8495.3	-0.02
360	129	24	1986	0	0	3.26	3.05	0	0	0	-3.41	0.17	0	0	8498.5	-0.02
360	130	24	1986	0	0	2.95	2.86	0	0	0	-3.1	0.17	0	0	8501.5	-0.01
360	131	24	1986	0	0	2.12	2.1	0	0	0	-2.29	0.17	0	0	8503.6	-0.01
360	132	24	1986	0	0	1.2	1.12	0	0	0	-1.35	0.17	0	0	8504.8	-0.01
360	133	24	1986	0	0	0.86	0.81	0	0	0	-1.02	0.17	0	0	8505.7	-0.01
360	134	24	1986	0	0	0.73	0.63	0	0	0	-0.88	0.17	0	0	8506.4	-0.02
360	135	24	1986	0	0	0.36	0.52	0	0	0	-0.53	0.17	0	0	8506.8	0
360	136	24	1986	10.67	0	5.46	1.92	0	0	0	5.04	0.17	0	0	8512.2	-0.01
360	137	24	1986	1.27	0	4.68	0.87	0	0	0	-3.56	0.17	0	0	8516.9	-0.02
360	138	24	1986	6.35	0	3.64	1.34	0	0	0	2.59	0.17	0	0	8520.5	-0.04
360	139	24	1986	20.32	0	3.39	0.97	0	0	0	16.85	0.17	0	0	8523.9	-0.08
360	140	24	1986	9.91	0	3.46	0.8	0	0	0	6.32	0.17	0	0	8527.4	-0.04
360	141	24	1986	16	0	3.15	0.38	0	0	0	12.71	0.17	0	0	8530.5	-0.03
360	142	24	1986	0.25	0	3.2	1.37	0	0	0	-3.1	0.17	0	0	8533.7	-0.02
360	143	24	1986	0.51	0	3.76	1.93	0	0	0	-3.39	0.17	0	0	8537.5	-0.03
360	144	24	1986	0	0	2.74	1.62	0	0	0	-2.86	0.17	0	0	8540.2	-0.05
360	145	24	1986	0	0	3.26	2.22	0	0	0	-3.41	0.17	0	0	8543.5	-0.02
360	146	24	1986	0	0	3.12	2.3	0	0	0	-3.26	0.17	0	0	8546.6	-0.03
360	147	24	1986	0	0	4.17	2.89	0	0	0	-4.31	0.17	0	0	8550.8	-0.03
360	148	24	1986	0	0	5.2	3.23	0	0	0	-5.35	0.17	0	0	8556	-0.01
360	149	24	1986	0	0	6.51	4.1	0	0	0	-6.65	0.17	0	0	8562.5	-0.03
360	150	24	1986	0	0	6.32	3.9	0	0	0	-6.48	0.17	0	0	8568.8	-0.01
360	151	24	1986	0.51	0	3.44	1.85	0	0	0	-3.07	0.17	0	0	8572.2	-0.02
360	152	24	1986	4.32	0	4.31	0.97	0	0	0	-0.12	0.17	0	0	8576.5	-0.03
360	153	24	1986	0.76	0	2.31	0.39	0	0	0	-1.68	0.17	0	0	8578.8	-0.03
360	154	24	1986	0	0	0.86	0.54	0	0	0	-1.01	0.17	0	0	8579.7	-0.01
360	155	24	1986	0	0	0.76	0.69	0	0	0	-0.92	0.17	0	0	8580.5	-0.01
360	156	24	1986	3.81	0	3.38	0.41	0	0	0	0.27	0.17	0	0	8583.8	-0.01
360	157	24	1986	0	0	1.17	0.5	0	0	0	-1.32	0.17	0	0	8585	-0.02
360	158	24	1986	22.86	0	2.98	0.64	0	0	0	19.73	0.17	0	0	8588	-0.02
360	159	24	1986	2.29	0	4.4	1.98	0	0	0	-2.24	0.17	0	0	8592.4	-0.04
360	160	24	1986	0	0	4.23	2.78	0	0	0	-4.36	0.17	0	0	8596.6	-0.03
360	161	24	1986	0.76	0	7.19	4.55	0	0	0	-6.57	0.17	0	0	8603.8	-0.03
360	162	24	1986	2.29	0	4.4	1.57	0	0	0	-2.28	0.17	0	0	8608.2	0
360	163	24	1986	33.78	0	3.08	0.18	0	0	0	30.58	0.17	0	0	8611.3	-0.05
360	164	24	1986	0	0	3.27	2.35	0	0	0	-3.39	0.17	0	0	8614.6	-0.05
360	165	24	1986	0	0	5.66	3.94	0	0	0	-5.79	0.17	0	0	8620.2	-0.04
360	166	24	1986	0	0	5.52	3.86	0	0	0	-5.67	0.17	0	0	8625.7	-0.01
360	167	24	1986	19.3	0	8	3.99	0	0	0	11.16	0.17	0	0	8633.7	-0.03
360	168	24	1986	0	0	6.91	3.69	0	0	0	-7.03	0.17	0	0	8640.6	-0.04
360	169	24	1986	0	0	6.97	4.69	0	0	0	-7.11	0.17	0	0	8647.6	-0.03
360	170	24	1986	20.07	0	5.88	2.31	0	0	0	14.02	0.17	0	0	8653.5	0
360	171	24	1986	0.25	0	5.75	3.96	0	0	0	-5.63	0.17	0	0	8659.2	-0.03
360	172	24	1986	0	0	3.26	2.7	0	0	0	-3.38	0.17	0	0	8662.5	-0.05
360	173	24	1986	0	0	2.94	2.6	0	0	0	-3.06	0.17	0	0	8665.4	-0.04
360	174	24	1986	7.62	0	6.7	3.39	0	0	0	0.76	0.17	0	0	8672.1	0
360	175	24	1986	1.52	0	7.47	4.01	0	0	0	-6.07	0.17	0	0	8679.6	-0.05
360	176	24	1986	0	0	6.88	4.38	0	0	0	-7.01	0.17	0	0	8686.5	-0.04
360	177	24	1986	0	0	3.73	3.15	0	0	0	-3.88	0.17	0	0	8690.2	-0.01
360	178	24	1986	4.32	0	6.02	2.48	0	0	0	-1.84	0.17	0	0	8696.2	-0.03
360	179	24	1986	0	0	2.7	1.52	0	0	0	-2.86	0.17	0	0	8698.9	-0.01
360	180	24	1986	0.25	0	2.97	0.78	0	0	0	-2.83	0.17	0	0	8701.9	-0.05
360	181	24	1986	0	0	1.06	0.49	0	0	0	-1.19	0.17	0	0	8703	-0.04
360	182	24	1986	5.84	0	3.44	0.34	0	0	0	2.3	0.17	0	0	8706.4	-0.06
360	183	24	1986	13.72	0.56	2.4	0.08	0	0	0	10.59	0.17	0	0	8708.8	0
360	184	24	1986	0	0	5.04	3.13	0	0	0	-4.62	0.17	0	0	8713.8	-0.03
360	185	24	1986	0.51	0	5.53	3.82	0	0	0	-5.17	0.17	0	0	8719.4	-0.02
360	186	24	1986	0.51	0	2.98	1.43	0	0	0	-2.63	0.17	0	0	8722.3	-0.01
360	187	24	1986	0	0	1.52	0.76	0	0	0	-1.69	0.17	0	0	8723.9	0.01
360	188	24	1986	6.1	0	4.42	0.95	0	0	0	1.54	0.17	0	0	8728.3	-0.03
360	189	24	1986	0	0	1.8	0.54	0	0	0	-1.91	0.17	0	0	8730.1	-0.06
360	190	24	1986	0	0	1.93	0.5	0	0	0	-2.05	0.17	0	0	8732	-0.05
360	191	24	1986	0	0	1.49	0.45	0	0	0	-1.61	0.16	0	0	8733.5	-0.04
360	192	24	1986	0	0	0.77	0.5	0	0	0	-0.9	0.16	0	0	8734.3	-0.04
360	193	24	1986	17.27	0	4.69	1.15	0	0	0	12.43	0.16	0	0	8739	-0.02
360	194	24	1986	3.81	0	6.16	2.45	0	0	0	-2.51	0.16	0	0	8745.1	-0.01
360	195	24	1986	1.27	0	4.18	2.21	0	0	0	-3.03	0.16	0	0	8749.3	-0.04
360	196	24	1986	0	0	3.85	2.79	0	0	0	-3.95	0.16	0	0	8753.2	-0.06
360	197	24	1986	0	0	1.77	0.82	0	0	0	-1.88	0.16	0	0	8754.9	-0.05
360	198	24	1986	0.25	0	2.04	0.62	0	0	0	-1.92	0.16	0	0	8757	-0.04
360	199	24	1986	0.25	0	1.6	0.58	0	0	0	-1.48	0.16	0	0	8758.6	-0.03
360	200	24	1986	0	0	0.71	0.53	0	0	0	-0.81	0.16	0	0	8759.3	-0.06
360	201	24	1986	9.14	0	4.9	1.24	0	0	0	4.1	0.16	0	0	8764.2	-0.02
360	202	24	1986	0	0	2.88	0.84	0	0	0	-2.98	0.16	0	0	8767.1	-0.07
360	203	24	1986	0	0	1.64	0.5	0	0	0	-1.75	0.16	0	0	8768.7	-0.06
360	204	24	1986	0	0	1.32	0.5	0	0	0	-1.44	0.16	0	0	8770	-0.04
360	205	24	1986	0	0	0.84	0.5	0	0	0	-0.97	0.16	0	0	8770.9	-0.04

Attachment D-1
Honeywell
Wastebeds 9-15 SWSR Pre-Design Investigation
SHAW Output Data

RUN	DAY	HR	YR	PRECIP	precip INTRCP	ET	TRANSP	CANOPY chg in storage	SNOW chg in storage	RESIDUE chg in storage	SOIL chg in storage	PERC	RUNOFF	PONDED	Etcum	ERROR
360	206	24	1986	0	0	0.39	0.49	0	0	0	-0.56	0.16	0	0	8771.2	0.01
360	207	24	1986	5.33	0	3.98	0.27	0	0	0	1.16	0.16	0	0	8775.2	0.03
360	208	24	1986	0	0	1.5	0.33	0	0	0	-1.61	0.16	0	0	8776.7	-0.05
360	209	24	1986	0	0	0.91	0.36	0	0	0	-1.03	0.16	0	0	8777.6	-0.04
360	210	24	1986	5.08	0	3.9	0.17	0	0	0	1.04	0.16	0	0	8781.5	-0.02
360	211	24	1986	63.5	0	4.74	1.12	0	0	0	58.63	0.16	0	0	8786.3	-0.04
360	212	24	1986	0.25	0	5.74	4.02	0	0	0	-5.59	0.16	0	0	8792	-0.06
360	213	24	1986	3.81	0	5.78	1.81	0	0	0	-2.08	0.16	0	0	8797.8	-0.06
360	214	24	1986	3.81	0.19	3.25	0.19	0	0	0	0.27	0.16	0	0	8801.1	-0.07
360	215	24	1986	1.27	0	4.92	2.89	0	0	0	-3.57	0.16	0	0	8806	-0.05
360	216	24	1986	0	0	4.12	3.14	0	0	0	-4.19	0.16	0	0	8810.1	-0.09
360	217	24	1986	0	0	3.2	2.67	0	0	0	-3.3	0.16	0	0	8813.3	-0.06
360	218	24	1986	0	0	4.15	3.56	0	0	0	-4.26	0.16	0	0	8817.4	-0.04
360	219	24	1986	17.02	0	5.79	2.21	0	0	0	11.09	0.16	0	0	8823.2	-0.03
360	220	24	1986	6.86	0	5.42	1.72	0	0	0	1.34	0.16	0	0	8828.7	-0.06
360	221	24	1986	0	0	3.46	2.68	0	0	0	-3.54	0.16	0	0	8832.1	-0.08
360	222	24	1986	4.57	0	4.72	1.35	0	0	0	-0.24	0.16	0	0	8836.8	-0.07
360	223	24	1986	1.52	0	6.37	3.5	0	0	0	-4.93	0.16	0	0	8843.2	-0.07
360	224	24	1986	0	0	5.48	3.95	0	0	0	-5.58	0.16	0	0	8848.7	-0.06
360	225	24	1986	0	0	5.38	4.2	0	0	0	-5.51	0.16	0	0	8854.1	-0.02
360	226	24	1986	0	0	5.37	4.08	0	0	0	-5.47	0.16	0	0	8859.4	-0.05
360	227	24	1986	17.02	0	6.5	3.1	0	0	0	10.35	0.16	0	0	8865.9	0
360	228	24	1986	12.45	0	6.07	2.5	0	0	0	6.24	0.16	0	0	8872	-0.03
360	229	24	1986	0	0	5.01	3.93	0	0	0	-5.11	0.16	0	0	8877	-0.06
360	230	24	1986	0	0	5.39	3.92	0	0	0	-5.48	0.16	0	0	8882.4	-0.07
360	231	24	1986	0	0	4.87	3.57	0	0	0	-4.96	0.16	0	0	8887.3	-0.07
360	232	24	1986	0	0	5	3.73	0	0	0	-5.1	0.16	0	0	8892.3	-0.05
360	233	24	1986	0.25	0	5.36	3.65	0	0	0	-5.22	0.16	0	0	8897.6	-0.04
360	234	24	1986	0	0	3.49	2.44	0	0	0	-3.58	0.16	0	0	8901.1	-0.07
360	235	24	1986	4.83	0	5.22	1.64	0	0	0	-0.52	0.16	0	0	8906.3	-0.04
360	236	24	1986	0	0	5	3.2	0	0	0	-5.12	0.16	0	0	8911.3	-0.04
360	237	24	1986	0	0	3.95	2.56	0	0	0	-4.07	0.16	0	0	8915.3	-0.03
360	238	24	1986	3.81	0	4.09	1.01	0	0	0	-0.41	0.16	0	0	8919.4	-0.03
360	239	24	1986	4.06	0	3.67	0.78	0	0	0	0.25	0.16	0	0	8923.1	-0.01
360	240	24	1986	3.81	0	3.67	0.41	0	0	0	0.03	0.16	0	0	8926.7	-0.04
360	241	24	1986	0.25	0	1.99	0.7	0	0	0	-1.88	0.16	0	0	8928.7	-0.02
360	242	24	1986	0	0	1.86	0.58	0	0	0	-1.99	0.16	0	0	8930.6	-0.03
360	243	24	1986	0	0	1.14	0.37	0	0	0	-1.28	0.16	0	0	8931.7	-0.02
360	244	24	1986	0	0	0.68	0.27	0	0	0	-0.8	0.16	0	0	8932.4	-0.03
360	245	24	1986	0	0	0.24	0.18	0	0	0	-0.37	0.16	0	0	8932.6	-0.02
360	246	24	1986	0	0	0.61	0.21	0	0	0	-0.73	0.16	0	0	8933.2	-0.03
360	247	24	1986	0	0	0.14	0.14	0	0	0	-0.29	0.16	0	0	8933.4	-0.01
360	248	24	1986	4.83	0	3.02	0.09	0	0	0	1.67	0.16	0	0	8936.4	-0.02
360	249	24	1986	0	0	1.28	0.08	0	0	0	-1.41	0.16	0	0	8937.7	-0.03
360	250	24	1986	0	0	0.62	0.06	0	0	0	-0.74	0.16	0	0	8938.3	-0.03
360	251	24	1986	0	0	0.3	0.06	0	0	0	-0.43	0.16	0	0	8938.6	-0.02
360	252	24	1986	0	0	0.17	0.07	0	0	0	-0.3	0.16	0	0	8938.8	-0.02
360	253	24	1986	0	0	0.14	0.07	0	0	0	-0.28	0.16	0	0	8938.9	-0.01
360	254	24	1986	0	0	-0.05	0.08	0	0	0	-0.12	0.16	0	0	8938.9	0.01
360	255	24	1986	1.52	0	1.1	0.03	0	0	0	0.31	0.16	0	0	8940	-0.04
360	256	24	1986	0	0	0.49	0.04	0	0	0	-0.61	0.15	0	0	8940.5	-0.03
360	257	24	1986	0	0	0.62	0.04	0	0	0	-0.74	0.15	0	0	8941.1	-0.04
360	258	24	1986	14.73	0	2.74	0.36	0	0	0	11.86	0.15	0	0	8943.8	-0.03
360	259	24	1986	1.78	0	3.32	0.95	0	0	0	-1.66	0.15	0	0	8947.1	-0.04
360	260	24	1986	0	0	1.7	1.17	0	0	0	-1.84	0.15	0	0	8948.8	-0.02
360	261	24	1986	0	0	1.73	1.28	0	0	0	-1.83	0.15	0	0	8950.6	-0.05
360	262	24	1986	0	0	1	0.79	0	0	0	-1.15	0.15	0	0	8951.6	0
360	263	24	1986	14.99	0.43	1.77	0.12	0	0	0	12.67	0.15	0	0	8953.3	-0.04
360	264	24	1986	0	0	3.16	1.49	0	0	0	-2.86	0.15	0	0	8956.5	-0.03
360	265	24	1986	3.05	0.05	2.23	0.12	0	0	0	0.66	0.15	0	0	8958.7	-0.05
360	266	24	1986	38.86	0	1.95	0.13	0	0	0	36.84	0.15	0	0	8960.7	-0.03
360	267	24	1986	0	0	2.81	1.84	0	0	0	-2.91	0.15	0	0	8963.5	-0.06
360	268	24	1986	0	0	2.6	1.58	0	0	0	-2.72	0.15	0	0	8966.1	-0.04
360	269	24	1986	15.49	0	2.8	0.6	0	0	0	12.58	0.15	0	0	8968.9	-0.03
360	270	24	1986	0	0	3.11	1.48	0	0	0	-3.22	0.15	0	0	8972	-0.04
360	271	24	1986	0	0	2.1	0.99	0	0	0	-2.21	0.15	0	0	8974.1	-0.04
360	272	24	1986	38.35	0	2.64	0.62	0	0	0	35.61	0.15	0	0	8976.7	-0.05
360	273	24	1986	5.33	0	2.52	0.73	0	0	0	2.66	0.15	0	0	8979.3	0.01
360	274	24	1986	0.51	0	3.05	1.27	0	0	0	-2.62	0.15	0	0	8982.3	-0.07
360	275	24	1986	1.27	0	2.19	0.59	0	0	0	-1.01	0.15	0	0	8984.5	-0.07
360	276	24	1986	17.78	0	1.94	0.07	0	0	0	15.77	0.15	0	0	8986.4	-0.07
360	277	24	1986	7.37	0	2.54	0.35	0	0	0	4.75	0.15	0	0	8989	-0.08
360	278	24	1986	0	0	2.76	0.88	0	0	0	-2.85	0.15	0	0	8991.7	-0.06
360	279	24	1986	4.32	0	3.54	0.57	0	0	0	0.68	0.15	0	0	8995.3	-0.05
360	280	24	1986	0	0	1.77	0.78	0	0	0	-1.91	0.15	0	0	8997	-0.01
360	281	24	1986	0	0	1.41	0.82	0	0	0	-1.54	0.15	0	0	8998.4	-0.01
360	282	24	1986	1.02	0	2.64	0.75	0	0	0	-1.73	0.15	0	0	9001.1	-0.05
360	283	24	1986	0	0	1.95	0.53	0	0	0	-2.07	0.15	0	0	9003	-0.02
360	284	24	1986	0	0	2.08	0.77	0	0	0	-2.2	0.15	0	0	9005.1	-0.03
360	285	24	1986	0	0	1.91	0.86	0	0	0	-2.01	0.15	0	0	9007	-0.05
360	286	24	1986	22.1	0	1.57	0.23	0	0	0	20.38	0.15	0	0	9008.6	0
360	287	24	1986	9.91	0	2.92	0.54	0	0	0	6.9	0.15	0	0	9011.5	-0.07
360	288	24	1986	0	0	3.81	0.72	0	0	0	-3.9	0.15	0	0	9015.3	-0.06
360	289	24	1986	0.51	0	2.34	0.56	0	0	0	-1.96	0.15	0	0	9017.7	-0.02
360	290	24	1986	0.76	0	1.6	0.25	0	0	0	-0.97	0.15	0	0	9019.3	-0.02
360	291	24	1986	0	0	1.54	0.31	0	0	0	-1.65	0.15	0	0	9020.8	-0.04
360	292	24	1986	0	0	1.93	0.48	0	0	0	-2.06	0.15	0	0	9022.7	-0.01
360	293	24	1986	0	0	0.77	0.24	0	0	0	-0.9	0.15	0	0	9023.5	-0.02
360	294	24	1986	0	0	1.15	0.27	0	0	0	-1.25	0.15	0	0	9024.6	-0.04
360	295	24	1986	0	0	0.91	0.3	0	0	0	-1.02	0.15	0	0	9025.6	-0.03
360	296	24	1986	0.25	0	1.9	0.23	0	0	0	-1.77	0.15	0	0	9027.5	-0.02
360	297	24	1986	0	0	2.05	0.16	0	0	0	-2.17	0.15	0	0	9029.5	-0.02
360	298	24	1986	0	0	1.45	0.16	0	0	0	-1.57	0.15	0	0	9030.9	-0.02
360	299	24	1986	9.91	0	1.54	0.04	0	0	0	8.22	0.15	0	0	9032.5	0
360	300	24	1986	2.03	0	0.92	0.03	0	0	0	0.97	0.15	0	0	9033.4	0
360	301	24	1986	1.02	0	1.37	0.04	0	0	0	-0.49	0.14	0	0	9034.8	-0.01
360	302	24	1986	2.79	0	1.58	0.04	0	0	0	1.08	0.14	0	0	9036.4	-0.01
360	303	24	1986	2.79	0	2.28	0.01	0	0	0	0.38	0.14	0	0	9038.6	0
360	304	24	1986	0	0	2.06	0.02	0	0	0	-2.2	0.14	0	0	9040.7	0
360	305	24	1986	0	0	2.93	0	0	0	0	-3.08	0.14	0	0	9043.6	0
360	306	24	1986	7.87	0	2.63	0	0	0	0	5.1	0.14	0	0	9046.3	0
360	307	24	1986	0	0	1.64	0	0	0	0	-1.79	0.14	0	0	9047.9	0
360	308	24	1986	2.03	0	1.66	0	0	0	0	0.23	0.14	0	0	9049.6	0

Attachment D-1
Honeywell
Wastebeds 9-15 SWSR Pre-Design Investigation
SHAW Output Data

RUN	DAY	HR	YR	PRECIP	precip INTRCP	ET	TRANSP	CANOPY chg in storage	SNOW chg in storage	RESIDUE chg in storage	SOIL chg in storage	PERC	RUNOFF	PONDED	Etcum	ERROR
360	309	24	1986	6.35	0	1.07	0	0	6.09	0	-0.96	0.14	0	0	9050.6	0
360	310	24	1986	5.08	0	-0.24	0	0	-6.09	0	11.28	0.14	0	0	9050.4	-0.01
360	311	24	1986	0	0	0.82	0	0	0	0	-0.96	0.14	0	0	9051.2	0
360	312	24	1986	1.52	0	0.38	0	0	0	0	1	0.14	0	0	9051.6	0
360	313	24	1986	5.59	0	2.34	0	0	0	0	3.11	0.14	0	0	9053.9	0
360	314	24	1986	0	0	3.92	0	0	0	0	-4.06	0.14	0	0	9057.9	0
360	315	24	1986	6.6	0	0.64	0	0	0	0	5.82	0.14	0	0	9058.5	0
360	316	24	1986	0	0	1.21	0	0	0	0	-1.35	0.14	0	0	9059.7	0
360	317	24	1986	3.3	0	2.4	0	0	2.66	0	-1.91	0.14	0	0	9062.1	0
360	318	24	1986	1.52	0	0.6	0	0	1.28	0	-0.5	0.14	0	0	9062.7	0
360	319	24	1986	0	0	0.2	0	0	0.1	0	-0.44	0.14	0	0	9062.9	0
360	320	24	1986	0	0	-0.13	0	0	-1.09	0	-0.3	0.14	1.38	0	9062.8	0
360	321	24	1986	0.25	0	-0.39	0	0	-2.95	0	0.26	0.14	3.19	0	9062.4	0
360	322	24	1986	2.79	0	0.82	0	0	0	0	1.84	0.14	0	0	9063.2	0
360	323	24	1986	2.29	0	1.16	0	0	2.36	0	-1.37	0.14	0	0	9064.4	0
360	324	24	1986	14.99	0	0.18	0	0	15	0	-0.33	0.14	0	0	9064.5	0
360	325	24	1986	2.54	0	-0.1	0	0	2.67	0	-0.17	0.14	0	0	9064.5	0
360	326	24	1986	0	0	-0.15	0	0	0.22	0	-0.21	0.14	0	0	9064.3	0
360	327	24	1986	1.02	0	-0.01	0	0	-1.22	0	-0.18	0.14	2.29	0	9064.3	0
360	328	24	1986	0	0	-0.24	0	0	-12.81	0	-0.11	0.14	13.02	0	9064	0
360	329	24	1986	0	0	0.08	0	0	-3.54	0	-0.18	0.14	3.5	0	9064.1	0
360	330	24	1986	30.73	0	-0.26	0	0	-2.68	0	0.48	0.14	33.06	0	9063.9	-0.01
360	331	24	1986	0.51	0	0.7	0	0	0	0	-0.33	0.14	0	0	9064.6	0
360	332	24	1986	0	0	0.62	0	0	0	0	-0.76	0.14	0	0	9065.2	0
360	333	24	1986	0	0	1.01	0	0	0	0	-1.15	0.14	0	0	9066.2	0
360	334	24	1986	0	0	2.19	0	0	0	0	-2.33	0.14	0	0	9068.4	0
360	335	24	1986	0	0	1.27	0	0	0	0	-1.41	0.14	0	0	9069.7	0
360	336	24	1986	25.4	0	0.69	0	0	24.98	0	-0.4	0.14	0	0	9070.4	0
360	337	24	1986	16.26	0	-0.33	0	0	-4.74	0	6.12	0.14	15.07	0	9070	0
360	338	24	1986	0.51	0	0.89	0	0	-1.27	0	0.75	0.14	0	0	9070.9	0
360	339	24	1986	0	0	0.73	0	0	-0.66	0	-0.2	0.13	0	0	9071.6	0
360	340	24	1986	0	0	0.19	0	0	-0.13	0	-0.22	0.13	0.03	0	9071.8	0
360	341	24	1986	7.11	0	-0.09	0	0	7.29	0	-0.22	0.13	0	0	9071.7	0
360	342	24	1986	1.78	0	0.18	0	0	1.7	0	-0.24	0.13	0	0	9071.9	0
360	343	24	1986	16	0	0.24	0	0	15.61	0	-0.16	0.13	0.18	0	9072.2	0
360	344	24	1986	0	0	0.34	0	0	-2.67	0	-0.11	0.13	2.31	0	9072.5	0
360	345	24	1986	0	0	0.25	0	0	-0.22	0	-0.17	0.13	0	0	9072.8	0
360	346	24	1986	2.29	0	0.12	0	0	2.2	0	-0.17	0.13	0	0	9072.9	0
360	347	24	1986	0.51	0	0.25	0	0	0.34	0	-0.21	0.13	0	0	9073.1	0
360	348	24	1986	0	0	0.18	0	0	-0.11	0	-0.21	0.13	0	0	9073.3	0
360	349	24	1986	0	0	0	0	0	-1.16	0	-0.12	0.13	1.15	0	9073.3	0
360	350	24	1986	0	0	-0.04	0	0	-0.5	0	-0.12	0.13	0.53	0	9073.3	0
360	351	24	1986	0	0	-0.09	0	0	-0.65	0	-0.12	0.13	0.73	0	9073.2	0
360	352	24	1986	2.79	0	-0.2	0	0	-1.57	0	-0.11	0.13	4.54	0	9073	0
360	353	24	1986	0	0	-0.1	0	0	-3.08	0	-0.08	0.13	3.13	0	9072.9	0
360	354	24	1986	0.25	0	-0.04	0	0	-0.13	0	-0.03	0.13	0.32	0	9072.8	0
360	355	24	1986	0	0	0.08	0	0	-0.02	0	-0.19	0.13	0	0	9072.9	0
360	356	24	1986	0	0	0.19	0	0	-0.21	0	-0.16	0.13	0.04	0	9073.1	0
360	357	24	1986	0	0	0.16	0	0	-0.12	0	-0.17	0.13	0	0	9073.3	0
360	358	24	1986	6.86	0	0.12	0	0	-1.86	0	-0.09	0.13	8.55	0	9073.4	0
360	359	24	1986	4.32	0	-0.38	0	0	-10.3	0	0.18	0.13	14.69	0	9073	0
360	360	24	1986	0.51	0	-0.09	0	0	-4.5	0	1.08	0.13	3.88	0	9072.9	0
360	361	24	1986	0	0	0.03	0	0	-2.78	0	-0.01	0.13	2.63	0	9072.9	0
360	362	24	1986	0	0	0.13	0	0	-2.83	0	-0.19	0.13	2.75	0	9073.1	0
360	363	24	1986	0	0	0.15	0	0	-3.79	0	-0.2	0.13	3.72	0	9073.2	0
360	364	24	1986	0	0	0.31	0	0	-1.13	0	-0.25	0.13	0.94	0	9073.5	0
360	365	24	1986	0	0	0.27	0	0	-1.01	0	-0.29	0.13	0.89	0	9073.8	0
360	1	24	1987	0	0	0.58	0	0	-0.4	0	-0.31	0.13	0	0	9074.4	0
360	2	24	1987	23.37	0	0.01	0	0	23.45	0	-0.22	0.13	0	0	9074.4	0
360	3	24	1987	1.78	0	-0.17	0	0	2	0	-0.18	0.13	0	0	9074.2	0
360	4	24	1987	0	0	0	0	0	0.08	0	-0.21	0.13	0	0	9074.2	0
360	5	24	1987	0	0	-0.04	0	0	0.14	0	-0.23	0.13	0	0	9074.2	0
360	6	24	1987	0	0	0.03	0	0	0.03	0	-0.19	0.13	0	0	9074.2	0
360	7	24	1987	4.57	0	-0.13	0	0	1.14	0	-0.12	0.13	3.55	0	9074.1	0
360	8	24	1987	1.27	0	0.11	0	0	1.21	0	-0.18	0.13	0	0	9074.2	0
360	9	24	1987	0.76	0	-0.03	0	0	0.82	0	-0.16	0.13	0	0	9074.1	0
360	10	24	1987	5.33	0	-0.21	0	0	5.57	0	-0.16	0.13	0	0	9073.9	0
360	11	24	1987	4.32	0	-0.23	0	0	4.57	0	-0.15	0.13	0	0	9073.7	0
360	12	24	1987	2.79	0	-0.09	0	0	2.89	0	-0.14	0.13	0	0	9073.6	0
360	13	24	1987	0	0	0.27	0	0	-0.26	0	-0.14	0.13	0	0	9073.9	0
360	14	24	1987	0	0	-0.11	0	0	-0.19	0	-0.15	0.13	0.32	0	9073.8	0
360	15	24	1987	4.57	0	-0.4	0	0	-3.1	0	-0.12	0.13	8.06	0	9073.4	0
360	16	24	1987	0	0	0.55	0	0	-0.51	0	-0.17	0.13	0	0	9073.9	0
360	17	24	1987	0	0	0.17	0	0	-0.09	0	-0.22	0.13	0	0	9074.1	0
360	18	24	1987	1.27	0	0.35	0	0	0.97	0	-0.18	0.13	0	0	9074.4	0
360	19	24	1987	6.1	0	-0.02	0	0	6.15	0	-0.17	0.13	0	0	9074.4	0
360	20	24	1987	0.25	0	0.07	0	0	0.22	0	-0.17	0.13	0	0	9074.5	0
360	21	24	1987	0	0	0.32	0	0	-0.29	0	-0.17	0.13	0	0	9074.8	0
360	22	24	1987	8.13	0	-0.08	0	0	8.25	0	-0.18	0.13	0	0	9074.7	0
360	23	24	1987	2.79	0	0.15	0	0	2.67	0	-0.16	0.13	0	0	9074.9	0
360	24	24	1987	0	0	0.51	0	0	-0.47	0	-0.17	0.14	0	0	9075.4	0
360	25	24	1987	0	0	0.19	0	0	-0.15	0	-0.17	0.14	0	0	9075.6	0
360	26	24	1987	0	0	0.05	0	0	0	0	-0.19	0.14	0	0	9075.6	0
360	27	24	1987	0	0	0.03	0	0	0.04	0	-0.2	0.14	0	0	9075.7	0
360	28	24	1987	0	0	0.01	0	0	0.06	0	-0.2	0.14	0	0	9075.7	0
360	29	24	1987	1.78	0	-0.11	0	0	1.94	0	-0.18	0.14	0	0	9075.5	0
360	30	24	1987	6.86	0	0.06	0	0	6.83	0	-0.16	0.14	0	0	9075.6	0
360	31	24	1987	1.02	0	0.2	0	0	0.83	0	-0.15	0.14	0	0	9075.8	0
360	32	24	1987	0	0	0.17	0	0	-0.15	0	-0.16	0.14	0	0	9076	0
360	33	24	1987	0	0	0.03	0	0	-1.41	0	-0.13	0.14	1.37	0	9076	0
360	34	24	1987	2.79	0	-0.15	0	0	-1.41	0	-0.12	0.14	4.34	0	9075.9	0
360	35	24	1987	6.1	0	0.1	0	0	6	0	-0.14	0.14	0	0	9076	0
360	36	24	1987	0.25	0	-0.03	0	0	0.32	0	-0.17	0.14	0	0	9075.9	0
360	37	24	1987	0	0	0	0	0	0.03	0	-0.17	0.14	0	0	9075.9	0
360	38	24	1987	0.25	0	0.01	0	0	-0.51	0	-0.14	0.14	0.75	0	9075.9	0
360	39	24	1987	1.78	0	-0.01	0	0	1.79	0	-0.13	0.14	0	0	9075.9	0
360	40	24	1987	1.52	0	0.47	0	0	1.08	0	-0.16	0.14	0	0	9076.4	0
360	41	24	1987	1.27	0	-0.1	0	0	1.4	0	-0.16	0.14	0	0	9076.3	0
360	42	24	1987	0	0	0.12	0	0	-0.09	0	-0.17	0.14	0	0	9076.4	0
360	43	24	1987	0	0	0.1	0	0	-0.07	0	-0.17	0.14	0	0	9076.5	0
360	44	24	1987	1.02	0	0.35	0	0	0.7	0	-0.18	0.14	0	0	9076.9	0
360	45	24	1987	0	0	0.02	0	0	0.04	0	-0.2	0.14	0	0	9076.9	0
360	46	24	1987	0	0	0.05	0	0	0.01	0	-0.21	0.14	0	0	9076.9	0

Attachment D-1
Honeywell
Wastebeds 9-15 SWSR Pre-Design Investigation
SHAW Output Data

RUN	DAY	HR	YR	PRECIP	precip INTRCP	ET	TRANSP	CANOPY chg in storage	SNOW chg in storage	RESIDUE chg in storage	SOIL chg in storage	PERC	RUNOFF	PONDED	Etcum	ERROR
360	47	24	1987	0	0	0.06	0	0	0	0	-0.2	0.14	0	0	9077	0
360	48	24	1987	0	0	0.09	0	0	-0.03	0	-0.2	0.14	0	0	9077.1	0
360	49	24	1987	0	0	0.11	0	0	-0.07	0	-0.18	0.14	0	0	9077.2	0
360	50	24	1987	0	0	0.14	0	0	-0.1	0	-0.18	0.14	0	0	9077.3	0
360	51	24	1987	0	0	0.12	0	0	-0.09	0	-0.18	0.14	0	0	9077.5	0
360	52	24	1987	0	0	0.04	0	0	-0.01	0	-0.18	0.14	0	0	9077.5	0
360	53	24	1987	0	0	0.12	0	0	-0.09	0	-0.17	0.14	0	0	9077.6	0
360	54	24	1987	0.25	0	0.51	0	0	-0.24	0	-0.15	0.14	0	0	9078.1	0
360	55	24	1987	0	0	0.6	0	0	-0.58	0	-0.16	0.14	0	0	9078.7	0
360	56	24	1987	0	0	0.22	0	0	-0.18	0	-0.18	0.14	0	0	9079	0
360	57	24	1987	0	0	0.15	0	0	-0.12	0	-0.18	0.14	0	0	9079.1	0
360	58	24	1987	0	0	0.11	0	0	-0.09	0	-0.17	0.14	0	0	9079.2	0
360	59	24	1987	0.76	0	0.04	0	0	0.45	0	-0.14	0.14	0.27	0	9079.3	0
360	60	24	1987	24.13	0	-0.09	0	0	-6.61	0	-0.11	0.14	30.8	0	9079.2	0
360	61	24	1987	3.3	0	-0.13	0	0	-12.59	0	-0.09	0.14	15.97	0	9079	0
360	62	24	1987	0.25	0	0.37	0	0	-2.61	0	-0.1	0.14	2.44	0	9079.4	0
360	63	24	1987	0	0	0.46	0	0	-2.13	0	-0.15	0.14	1.68	0	9079.9	0
360	64	24	1987	0	0	0.21	0	0	-3.96	0	-0.15	0.14	3.76	0	9080.1	0
360	65	24	1987	0	0	0.09	0	0	-15.8	0	-0.18	0.14	15.74	0	9080.2	0
360	66	24	1987	0	0	-0.01	0	0	-22.22	0	-0.09	0.14	22.17	0	9080.2	0
360	67	24	1987	0	0	-0.19	0	0	-11.7	0	1.67	0.15	10.08	0	9080	0
360	68	24	1987	0	0	4.02	0	0	0	0	-4.16	0.15	0	0	9084	0
360	69	24	1987	0	0	2.49	0	0	0	0	-2.63	0.15	0	0	9086.5	0
360	70	24	1987	0	0	1.9	0	0	0	0	-2.04	0.15	0	0	9088.4	0
360	71	24	1987	0	0	2.19	0	0	0	0	-2.33	0.15	0	0	9090.6	0
360	72	24	1987	0	0	2.5	0	0	0	0	-2.65	0.15	0	0	9093.1	0
360	73	24	1987	0	0	1.56	0	0	0	0	-1.71	0.15	0	0	9094.6	0
360	74	24	1987	0	0	1.79	0	0	0	0	-1.93	0.15	0	0	9096.4	0
360	75	24	1987	0	0	2.49	0	0	0	0	-2.64	0.15	0	0	9098.9	0
360	76	24	1987	0	0	2.14	0	0	0	0	-2.29	0.15	0	0	9101.1	0
360	77	24	1987	0	0	0.37	0	0	0	0	-0.51	0.15	0	0	9101.4	0
360	78	24	1987	0	0	-0.12	0	0	0	0	-0.03	0.15	0	0	9101.3	0
360	79	24	1987	0.25	0	0.03	0	0	0	0	0.08	0.15	0	0	9101.3	0
360	80	24	1987	0	0	0.45	0	0	0	0	-0.59	0.15	0	0	9101.8	0
360	81	24	1987	0	0	2.2	0	0	0	0	-2.35	0.15	0	0	9104	0
360	82	24	1987	0	0	2.78	0	0	0	0	-2.93	0.15	0	0	9106.8	0
360	83	24	1987	0	0	2.99	0	0	0	0	-3.14	0.15	0	0	9109.8	0
360	84	24	1987	6.35	0	2.3	0	0	0	0	3.9	0.15	0	0	9112.1	0
360	85	24	1987	1.78	0	4.11	0	0	0	0	-2.48	0.15	0	0	9116.2	0
360	86	24	1987	0.25	0	2.85	0	0	0	0	-2.74	0.15	0	0	9119	0
360	87	24	1987	0	0	1.87	0	0	0	0	-2.02	0.15	0	0	9120.9	0
360	88	24	1987	0	0	3.95	0	0	0	0	-4.1	0.15	0	0	9124.8	0
360	89	24	1987	1.02	0	5.93	0	0	0	0	-5.06	0.15	0	0	9130.8	0
360	90	24	1987	9.91	0	4.59	0	0	0	0	5.16	0.15	0	0	9135.4	0
360	91	24	1987	0.51	0	3.37	0	0	0	0	-3.01	0.15	0	0	9138.7	0
360	92	24	1987	6.86	0.01	1.24	0	0	0	0	5.45	0.15	0	0	9140	0.01
360	93	24	1987	0	0	2.13	0.01	0	0	0	-2.28	0.15	0	0	9142.1	0.01
360	94	24	1987	15.49	0	1.9	0.01	0	0	0	13.43	0.15	0	0	9144	0.01
360	95	24	1987	0.76	0	2.68	0.05	0	0	0	-2.06	0.15	0	0	9146.7	-0.01
360	96	24	1987	5.84	0	2	0.04	0	0	0	3.69	0.15	0	0	9148.7	0
360	97	24	1987	2.79	0	3.18	0.08	0	0	0	-0.54	0.15	0	0	9151.9	0
360	98	24	1987	0	0	2.67	0.14	0	0	0	-2.82	0.15	0	0	9154.6	0
360	99	24	1987	0	0	2.65	0.22	0	0	0	-2.79	0.15	0	0	9157.2	0
360	100	24	1987	0	0	3.07	0.35	0	0	0	-3.22	0.15	0	0	9160.3	0
360	101	24	1987	0	0	3.58	0.52	0	0	0	-3.73	0.15	0	0	9163.8	0
360	102	24	1987	17.27	0	3.9	0.3	0	0	0	13.22	0.15	0	0	9167.7	0
360	103	24	1987	12.19	0	4.07	0.38	0	0	0	7.98	0.15	0	0	9171.8	-0.01
360	104	24	1987	0	0	3.26	0.6	0	0	0	-3.4	0.15	0	0	9175.1	-0.02
360	105	24	1987	1.02	0	3.39	0.56	0	0	0	-2.52	0.15	0	0	9178.5	-0.01
360	106	24	1987	0	0	3.3	0.57	0	0	0	-3.43	0.15	0	0	9181.8	-0.03
360	107	24	1987	2.54	0	2.2	0.19	0	0	0	0.2	0.15	0	0	9184	-0.01
360	108	24	1987	0	0	4.15	0.92	0	0	0	-4.28	0.15	0	0	9188.1	-0.02
360	109	24	1987	0	0	2.29	0.87	0	0	0	-2.44	0.15	0	0	9190.4	0
360	110	24	1987	0	0	3.11	1.04	0	0	0	-3.26	0.15	0	0	9193.5	-0.01
360	111	24	1987	0	0	5.2	1.44	0	0	0	-5.33	0.15	0	0	9198.7	-0.02
360	112	24	1987	0	0	4.31	1.1	0	0	0	-4.44	0.15	0	0	9203	-0.02
360	113	24	1987	0.51	0	5.15	1.2	0	0	0	-4.79	0.15	0	0	9208.2	-0.01
360	114	24	1987	6.35	0	2.74	0.38	0	0	0	3.48	0.15	0	0	9210.9	-0.03
360	115	24	1987	0	0	2.55	0.88	0	0	0	-2.7	0.15	0	0	9213.5	0
360	116	24	1987	0	0	3.58	1.3	0	0	0	-3.72	0.15	0	0	9217.1	-0.01
360	117	24	1987	0	0	5.03	1.55	0	0	0	-5.15	0.15	0	0	9222.1	-0.03
360	118	24	1987	5.33	0	3.73	0.58	0	0	0	1.46	0.15	0	0	9225.8	-0.01
360	119	24	1987	2.54	0	3.32	0.71	0	0	0	-0.92	0.15	0	0	9229.1	-0.01
360	120	24	1987	4.06	0	3.11	0.3	0	0	0	0.82	0.15	0	0	9232.2	-0.02
360	121	24	1987	0	0	3.36	1.37	0	0	0	-3.49	0.15	0	0	9235.6	-0.02
360	122	24	1987	0	0	4.11	1.63	0	0	0	-4.26	0.15	0	0	9239.7	-0.01
360	123	24	1987	0	0	2.46	1.03	0	0	0	-2.62	0.15	0	0	9242.2	0
360	124	24	1987	0	0	3.1	1.5	0	0	0	-3.23	0.15	0	0	9245.3	-0.02
360	125	24	1987	0	0	3	2.17	0	0	0	-3.15	0.15	0	0	9248.3	-0.01
360	126	24	1987	0	0	2.17	2.24	0	0	0	-2.32	0.15	0	0	9250.4	0
360	127	24	1987	0	0	2.18	2.09	0	0	0	-2.31	0.15	0	0	9252.6	-0.02
360	128	24	1987	0	0	3.01	2.73	0	0	0	-3.15	0.15	0	0	9255.6	-0.01
360	129	24	1987	0	0	3.69	3.69	0	0	0	-3.84	0.15	0	0	9259.3	-0.01
360	130	24	1987	0	0	1.87	1.93	0	0	0	-2.01	0.15	0	0	9261.2	-0.01
360	131	24	1987	0	0	1.22	1.16	0	0	0	-1.37	0.15	0	0	9262.4	0
360	132	24	1987	2.03	0	1.9	0.35	0	0	0	-0.01	0.15	0	0	9264.3	-0.01
360	133	24	1987	0	0	1.3	0.58	0	0	0	-1.44	0.15	0	0	9265.6	-0.02
360	134	24	1987	0	0	0.33	0.49	0	0	0	-0.48	0.15	0	0	9265.9	0
360	135	24	1987	3.56	0	3.41	0.32	0	0	0	0	0.15	0	0	9269.4	-0.01
360	136	24	1987	0	0	1.12	0.45	0	0	0	-1.25	0.15	0	0	9270.5	-0.02
360	137	24	1987	0	0	0.23	0.43	0	0	0	-0.39	0.15	0	0	9270.7	0
360	138	24	1987	1.78	0	1.54	0.29	0	0	0	0.1	0.15	0	0	9272.2	-0.01
360	139	24	1987	0	0	0.49	0.34	0	0	0	-0.62	0.15	0	0	9272.7	-0.01
360	140	24	1987	0.25	0	0.71	0.35	0	0	0	-0.59	0.15	0	0	9273.4	-0.01
360	141	24	1987	0	0	0.4	0.37	0	0	0	-0.55	0.15	0	0	9273.8	-0.01
360	142	24	1987	14.22	0	3.09	1.16	0	0	0	11	0.15	0	0	9276.9	-0.01
360	143	24	1987	0	0	5.27	3.01	0	0	0	-5.4	0.15	0	0	9282.2	-0.02
360	144	24	1987	0	0	3.63	0.9	0	0	0	-3.76	0.15	0	0	9285.8	-0.02
360	145	24	1987	0	0	2.16	0.46	0	0	0	-2.3	0.15	0	0	9288	-0.01
360	146	24	1987	0.25	0	1	0.4	0	0	0	-0.9	0.15	0	0	9289	0
360	147	24	1987	0	0	1.11	0.63	0	0	0	-1.24	0.15	0	0	9290.1	-0.01
360	148	24	1987	13.72	0	6.03	2.46	0	0	0	7.55	0.15	0	0	9296.1	-0.01
360	149	24	1987	0	0	4.97	2.4	0	0	0	-5.1	0.15	0	0	9301.1	-0.03

Attachment D-1
Honeywell
Wastebeds 9-15 SWSR Pre-Design Investigation
SHAW Output Data

RUN	DAY	HR	YR	PRECIP	precip INTRCP	ET	TRANSP	CANOPY chg in storage	SNOW chg in storage	RESIDUE chg in storage	SOIL chg in storage	PERC	RUNOFF	PONDED	Etcum	ERROR
360	150	24	1987	0	0	3.16	0.67	0	0	0	-3.28	0.15	0	0	9304.2	-0.03
360	151	24	1987	0	0	0.92	0.53	0	0	0	-1.05	0.15	0	0	9305.2	-0.02
360	152	24	1987	1.27	0	1.86	0.5	0	0	0	-0.72	0.15	0	0	9307	-0.02
360	153	24	1987	3.81	0	2.44	0.24	0	0	0	1.2	0.15	0	0	9309.5	0.01
360	154	24	1987	6.86	0	5.05	1	0	0	0	1.68	0.15	0	0	9314.5	-0.02
360	155	24	1987	11.68	0	3.96	0.83	0	0	0	7.6	0.15	0	0	9318.5	-0.03
360	156	24	1987	0	0	5.33	3.2	0	0	0	-5.45	0.15	0	0	9323.8	-0.03
360	157	24	1987	0	0	3.82	1.29	0	0	0	-3.94	0.15	0	0	9327.6	-0.02
360	158	24	1987	3.81	0	3.77	0.27	0	0	0	-0.14	0.15	0	0	9331.4	0.03
360	159	24	1987	2.54	0	2.69	0.32	0	0	0	-0.31	0.15	0	0	9334.1	0
360	160	24	1987	0.76	0	2.61	0.32	0	0	0	-2.08	0.15	0	0	9336.7	0.09
360	161	24	1987	0	0	1.92	0.46	0	0	0	-2.04	0.15	0	0	9338.6	-0.03
360	162	24	1987	0	0	0.74	0.5	0	0	0	-0.88	0.15	0	0	9339.4	-0.01
360	163	24	1987	9.91	0	5.4	2.04	0	0	0	4.35	0.15	0	0	9344.8	0.01
360	164	24	1987	0	0	2.78	0.63	0	0	0	-2.9	0.15	0	0	9347.5	-0.04
360	165	24	1987	0	0	2.25	0.52	0	0	0	-2.36	0.15	0	0	9349.8	-0.05
360	166	24	1987	0	0	1	0.53	0	0	0	-1.12	0.15	0	0	9350.8	-0.03
360	167	24	1987	0	0	0.61	0.49	0	0	0	-0.73	0.15	0	0	9351.4	-0.03
360	168	24	1987	0	0	0.49	0.42	0	0	0	-0.62	0.15	0	0	9351.9	-0.02
360	169	24	1987	0	0	0.58	0.44	0	0	0	-0.72	0.15	0	0	9352.5	-0.02
360	170	24	1987	0	0	0.41	0.43	0	0	0	-0.54	0.15	0	0	9352.9	-0.02
360	171	24	1987	0	0	0.48	0.36	0	0	0	-0.6	0.15	0	0	9353.4	-0.03
360	172	24	1987	0.76	0	0.77	0.22	0	0	0	-0.15	0.15	0	0	9354.1	-0.01
360	173	24	1987	69.6	0	4.64	1.37	0	0	0	64.81	0.15	0	0	9358.8	-0.01
360	174	24	1987	0.76	0	4.91	3.14	0	0	0	-4.26	0.15	0	0	9363.7	-0.04
360	175	24	1987	0	0	5.74	4.4	0	0	0	-5.86	0.15	0	0	9369.4	-0.03
360	176	24	1987	0	0	6.28	4.73	0	0	0	-6.39	0.15	0	0	9375.7	-0.03
360	177	24	1987	7.11	0	6.04	1.9	0	0	0	0.97	0.15	0	0	9381.7	-0.05
360	178	24	1987	0	0	4	3.19	0	0	0	-4.09	0.15	0	0	9385.7	-0.06
360	179	24	1987	0	0	7.52	4.95	0	0	0	-7.62	0.15	0	0	9393.3	-0.04
360	180	24	1987	0	0	6.4	5.26	0	0	0	-6.55	0.15	0	0	9399.7	-0.01
360	181	24	1987	9.14	0	6.41	2.66	0	0	0	2.6	0.15	0	0	9406.1	-0.01
360	182	24	1987	0	0	2.8	2.25	0	0	0	-2.9	0.15	0	0	9408.9	-0.05
360	183	24	1987	15.49	0.56	2.83	0.19	0	0	0	11.98	0.15	0	0	9411.7	-0.01
360	184	24	1987	0.25	0	6.27	4.32	0	0	0	-5.59	0.15	0	0	9418	-0.02
360	185	24	1987	1.78	0	6.72	3.75	0	0	0	-5.03	0.15	0	0	9424.7	-0.06
360	186	24	1987	0	0	6.12	4.86	0	0	0	-6.22	0.15	0	0	9430.8	-0.06
360	187	24	1987	0	0	6.98	5.34	0	0	0	-7.1	0.15	0	0	9437.8	-0.03
360	188	24	1987	0.25	0	6.21	4.59	0	0	0	-6.08	0.15	0	0	9444	-0.02
360	189	24	1987	4.06	0	6.09	2.53	0	0	0	-2.14	0.15	0	0	9450.1	-0.03
360	190	24	1987	0	0	6.01	4.51	0	0	0	-6.1	0.15	0	0	9456.1	-0.05
360	191	24	1987	0	0	3.36	1.91	0	0	0	-3.45	0.15	0	0	9459.5	-0.05
360	192	24	1987	4.57	0	4.53	0.52	0	0	0	-0.07	0.15	0	0	9464	-0.04
360	193	24	1987	0	0	1.19	0.42	0	0	0	-1.28	0.15	0	0	9465.2	-0.06
360	194	24	1987	0	0	1.63	0.4	0	0	0	-1.72	0.15	0	0	9466.8	-0.06
360	195	24	1987	24.13	0	6.93	2.6	0	0	0	17.13	0.15	0	0	9473.7	-0.08
360	196	24	1987	0	0	3.84	2.52	0	0	0	-3.92	0.15	0	0	9477.6	-0.07
360	197	24	1987	0	0	5.45	4.36	0	0	0	-5.56	0.15	0	0	9483	-0.04
360	198	24	1987	0	0	3.89	3.07	0	0	0	-4	0.15	0	0	9486.9	-0.04
360	199	24	1987	0	0	1.36	0.86	0	0	0	-1.51	0.15	0	0	9488.3	0
360	200	24	1987	0	0	1.51	0.5	0	0	0	-1.64	0.15	0	0	9489.8	-0.02
360	201	24	1987	2.54	0	2.69	0.12	0	0	0	-0.33	0.15	0	0	9492.5	0.03
360	202	24	1987	0	0	0.93	0.22	0	0	0	-1.03	0.15	0	0	9493.4	-0.05
360	203	24	1987	0	0	0.54	0.14	0	0	0	-0.66	0.15	0	0	9493.9	-0.03
360	204	24	1987	0	0	0.96	0.21	0	0	0	-1.07	0.15	0	0	9494.9	-0.04
360	205	24	1987	0	0	0.37	0.16	0	0	0	-0.49	0.15	0	0	9495.3	-0.03
360	206	24	1987	0	0	0.01	0.1	0	0	0	-0.16	0.15	0	0	9495.3	0
360	207	24	1987	1.02	0	1.23	0.08	0	0	0	-0.31	0.15	0	0	9496.5	-0.04
360	208	24	1987	0	0	0.21	0.05	0	0	0	-0.33	0.15	0	0	9496.7	-0.03
360	209	24	1987	0	0	0.29	0.05	0	0	0	-0.4	0.15	0	0	9497	-0.03
360	210	24	1987	0	0	0.22	0.06	0	0	0	-0.35	0.15	0	0	9497.2	-0.01
360	211	24	1987	0.76	0	0.67	0.06	0	0	0	-0.07	0.15	0	0	9497.9	0.01
360	212	24	1987	0	0	0.27	0.05	0	0	0	-0.38	0.15	0	0	9498.2	-0.03
360	213	24	1987	0	0	0.14	0.04	0	0	0	-0.26	0.15	0	0	9498.3	-0.03
360	214	24	1987	8.89	0	4.51	0.93	0	0	0	4.26	0.15	0	0	9502.8	-0.03
360	215	24	1987	0	0	1.98	0.48	0	0	0	-2.11	0.15	0	0	9504.8	-0.02
360	216	24	1987	0	0	1.1	0.03	0	0	0	-1.17	0.15	0	0	9505.9	-0.07
360	217	24	1987	0	0	1.06	0.02	0	0	0	-1.15	0.15	0	0	9507	-0.05
360	218	24	1987	0	0	0.29	0.03	0	0	0	-0.41	0.15	0	0	9507.3	-0.03
360	219	24	1987	0	0	-0.2	0.02	0	0	0	0.07	0.14	0	0	9507.1	-0.01
360	220	24	1987	0	0	0.1	0.02	0	0	0	-0.21	0.14	0	0	9507.2	-0.03
360	221	24	1987	16.76	0	4.86	1.15	0	0	0	11.8	0.14	0	0	9512	-0.04
360	222	24	1987	0	0	5.4	4.01	0	0	0	-5.52	0.14	0	0	9517.4	-0.02
360	223	24	1987	0	0	2.74	1.79	0	0	0	-2.82	0.14	0	0	9520.2	-0.06
360	224	24	1987	0	0	1.31	0.19	0	0	0	-1.41	0.14	0	0	9521.5	-0.04
360	225	24	1987	0	0	1.17	0.05	0	0	0	-1.29	0.14	0	0	9522.6	-0.03
360	226	24	1987	0	0	1.02	0.05	0	0	0	-1.14	0.14	0	0	9523.7	-0.02
360	227	24	1987	0	0	0.33	0.05	0	0	0	-0.46	0.14	0	0	9524	-0.01
360	228	24	1987	0	0	0.01	0.04	0	0	0	-0.14	0.14	0	0	9524	-0.01
360	229	24	1987	4.06	0	3.32	0.03	0	0	0	0.62	0.14	0	0	9527.3	-0.01
360	230	24	1987	0	0	0.45	0.02	0	0	0	-0.55	0.14	0	0	9527.8	-0.04
360	231	24	1987	2.54	0	2.82	0.02	0	0	0	-0.38	0.14	0	0	9530.6	-0.04
360	232	24	1987	0	0	0.36	0.02	0	0	0	-0.47	0.14	0	0	9530.9	-0.04
360	233	24	1987	0	0	0.27	0.02	0	0	0	-0.39	0.14	0	0	9531.2	-0.03
360	234	24	1987	1.78	0	1.38	0.01	0	0	0	0.25	0.14	0	0	9532.6	0.01
360	235	24	1987	0	0	0.44	0.01	0	0	0	-0.55	0.14	0	0	9533	-0.03
360	236	24	1987	0.51	0	0.38	0.01	0	0	0	0	0.14	0	0	9533.4	-0.01
360	237	24	1987	0	0	0.03	0.01	0	0	0	-0.16	0.14	0	0	9533.4	-0.01
360	238	24	1987	0	0	0.14	0.01	0	0	0	-0.26	0.14	0	0	9533.6	-0.02
360	239	24	1987	6.1	0	2.94	0.01	0	0	0	3.01	0.14	0	0	9536.5	0
360	240	24	1987	7.62	0	3.59	0.41	0	0	0	3.88	0.14	0	0	9540.1	0
360	241	24	1987	5.08	0	3.1	0.34	0	0	0	1.85	0.14	0	0	9543.2	-0.02
360	242	24	1987	0	0	2.03	1.61	0	0	0	-2.15	0.14	0	0	9545.2	-0.02
360	243	24	1987	0.51	0	3.91	2.42	0	0	0	-3.51	0.14	0	0	9549.2	-0.03
360	244	24	1987	0	0	1.57	0.04	0	0	0	-1.68	0.14	0	0	9550.7	-0.04
360	245	24	1987	4.83	0	3.12	0.05	0	0	0	1.58	0.14	0	0	9553.8	-0.01
360	246	24	1987	0	0	1.63	0.14	0	0	0	-1.74	0.14	0	0	9555.5	-0.03
360	247	24	1987	0	0	0.71	0.01	0	0	0	-0.82	0.14	0	0	9556.2	-0.03
360	248	24	1987	0	0	0.41	0.01	0	0	0	-0.53	0.14	0	0	9556.6	-0.02
360	249	24	1987	0	0	0.18	0.01	0	0	0	-0.31	0.14	0	0	9556.8	-0.01
360	250	24	1987	0.25	0	0.57	0.01	0	0	0	-0.45	0.14	0	0	9557.3	-0.01
360	251	24	1987	12.19	0	3.2	0.57	0	0	0	8.85	0.14	0	0	9560.5	-0.01
360	252	24	1987	2.03	0	4.5	1.8	0	0	0	-2.55	0.14	0	0	9565	-0.06

Attachment D-1
Honeywell
Wastebeds 9-15 SWSR Pre-Design Investigation
SHAW Output Data

RUN	DAY	HR	YR	PRECIP	precip INTRCP	ET	TRANSP	CANOPY chg in storage	SNOW chg in storage	RESIDUE chg in storage	SOIL chg in storage	PERC	RUNOFF	PONDED	Etcum	ERROR
360	253	24	1987	0	0	3.45	1.93	0	0	0	-3.55	0.14	0	0	9568.5	-0.04
360	254	24	1987	1.52	0	2.44	0.28	0	0	0	-1	0.14	0	0	9570.9	-0.05
360	255	24	1987	47.5	0	3.15	0.57	0	0	0	44.22	0.14	0	0	9574.1	-0.01
360	256	24	1987	27.43	0	3.44	0.74	0	0	0	23.87	0.14	0	0	9577.5	-0.02
360	257	24	1987	0	0	2.94	1.7	0	0	0	-3.02	0.14	0	0	9580.5	-0.05
360	258	24	1987	0	0	3.35	2.13	0	0	0	-3.45	0.14	0	0	9583.8	-0.04
360	259	24	1987	0.25	0	3.57	2.41	0	0	0	-3.41	0.14	0	0	9587.4	-0.05
360	260	24	1987	9.65	0	3.08	0.55	0	0	0	6.44	0.14	0	0	9590.5	0
360	261	24	1987	4.83	0.6	1.98	0.05	0	0	0	2.15	0.14	0	0	9592.4	-0.04
360	262	24	1987	13.97	0.15	2.38	0	0	0	0	11.9	0.14	0	0	9594.8	-0.01
360	263	24	1987	3.81	0	2.85	0.38	0	0	0	0.99	0.14	0	0	9597.7	-0.01
360	264	24	1987	6.86	0	2.53	0.5	0	0	0	4.23	0.14	0	0	9600.2	-0.04
360	265	24	1987	0	0	1.48	0.76	0	0	0	-1.58	0.14	0	0	9601.7	-0.04
360	266	24	1987	0	0	2.02	1.18	0	0	0	-2.1	0.14	0	0	9603.7	-0.06
360	267	24	1987	0.51	0	2.53	1.15	0	0	0	-2.12	0.14	0	0	9606.2	-0.04
360	268	24	1987	0	0	3.13	1.48	0	0	0	-3.23	0.14	0	0	9609.4	-0.04
360	269	24	1987	0	0	3.41	2.02	0	0	0	-3.52	0.14	0	0	9612.8	-0.03
360	270	24	1987	0	0	2.49	1.63	0	0	0	-2.6	0.14	0	0	9615.3	-0.03
360	271	24	1987	6.6	0	2.92	1.12	0	0	0	3.54	0.14	0	0	9618.2	0
360	272	24	1987	0.76	0	3.35	1.83	0	0	0	-2.67	0.14	0	0	9621.5	-0.06
360	273	24	1987	9.14	0	3.03	0.6	0	0	0	6.04	0.14	0	0	9624.6	-0.07
360	274	24	1987	0	0	3.09	1.16	0	0	0	-3.18	0.14	0	0	9627.7	-0.04
360	275	24	1987	3.81	0	3.09	0.81	0	0	0	0.64	0.14	0	0	9630.8	-0.06
360	276	24	1987	0	0	1.93	0.69	0	0	0	-2.03	0.14	0	0	9632.7	-0.04
360	277	24	1987	0	0	2.58	0.92	0	0	0	-2.66	0.14	0	0	9635.3	-0.05
360	278	24	1987	0	0	1.95	1.29	0	0	0	-2.05	0.13	0	0	9637.2	-0.04
360	279	24	1987	10.41	0	1.87	0.36	0	0	0	8.42	0.13	0	0	9639.1	-0.01
360	280	24	1987	5.33	0	2.23	0.31	0	0	0	3.02	0.13	0	0	9641.3	-0.05
360	281	24	1987	3.81	0	2.77	0.28	0	0	0	0.97	0.13	0	0	9644.1	-0.06
360	282	24	1987	0	0	2.43	0.89	0	0	0	-2.53	0.13	0	0	9646.5	-0.04
360	283	24	1987	2.03	0	1.89	0.3	0	0	0	0.03	0.13	0	0	9648.4	-0.02
360	284	24	1987	11.18	0.12	1.43	0	0	0	0	9.5	0.13	0	0	9649.8	-0.01
360	285	24	1987	0	0	1.43	0.42	0	0	0	-1.43	0.13	0	0	9651.3	-0.01
360	286	24	1987	0	0	1.44	0.52	0	0	0	-1.54	0.13	0	0	9652.7	-0.04
360	287	24	1987	0	0	1.21	0.5	0	0	0	-1.32	0.13	0	0	9653.9	-0.03
360	288	24	1987	0	0	1.68	0.78	0	0	0	-1.8	0.13	0	0	9655.6	-0.02
360	289	24	1987	0	0	1.04	0.57	0	0	0	-1.14	0.13	0	0	9656.6	-0.03
360	290	24	1987	0	0	2.31	0.82	0	0	0	-2.39	0.13	0	0	9659	-0.06
360	291	24	1987	0	0	1.78	0.44	0	0	0	-1.89	0.13	0	0	9660.7	-0.02
360	292	24	1987	0	0	1.09	0.36	0	0	0	-1.19	0.13	0	0	9661.8	-0.03
360	293	24	1987	3.81	0	1.52	0.11	0	0	0	2.21	0.13	0	0	9663.3	-0.05
360	294	24	1987	1.78	0	2.42	0.19	0	0	0	-0.73	0.13	0	0	9665.8	-0.04
360	295	24	1987	4.57	0	1.48	0.03	0	0	0	3	0.13	0	0	9667.2	-0.03
360	296	24	1987	3.05	0	1.03	0.07	0	0	0	1.91	0.13	0	0	9668.3	-0.01
360	297	24	1987	3.81	0	1.69	0.16	0	0	0	2.02	0.13	0	0	9670	-0.03
360	298	24	1987	0.51	0	2.71	0.1	0	0	0	-2.31	0.13	0	0	9672.7	-0.01
360	299	24	1987	0	0	0.96	0.1	0	0	0	-1.08	0.13	0	0	9673.6	-0.01
360	300	24	1987	16.26	0	1.68	0.06	0	0	0	14.46	0.13	0	0	9675.3	-0.01
360	301	24	1987	4.83	0	1.21	0.02	0	0	0	3.49	0.13	0	0	9676.5	-0.01
360	302	24	1987	4.32	0	1.03	0	0	0	0	3.16	0.13	0	0	9677.5	0
360	303	24	1987	0	0	1.68	0.03	0	0	0	-1.81	0.13	0	0	9679.2	0
360	304	24	1987	0	0	0.98	0.01	0	0	0	-1.11	0.13	0	0	9680.2	0
360	305	24	1987	0	0	1.76	0	0	0	0	-1.89	0.13	0	0	9682	0
360	306	24	1987	0	0	0.71	0	0	0	0	-0.84	0.13	0	0	9682.7	0
360	307	24	1987	4.06	0	0.11	0	0	0	0	3.83	0.13	0	0	9682.8	0
360	308	24	1987	0	0	1.76	0	0	0	0	-1.88	0.13	0	0	9684.5	0
360	309	24	1987	4.06	0	3.48	0	0	0	0	0.45	0.13	0	0	9688	0
360	310	24	1987	1.52	0	1.99	0	0	1.17	0	-1.77	0.13	0	0	9690	0
360	311	24	1987	2.54	0	0.45	0	0	-1.17	0	3.13	0.13	0	0	9690.5	0
360	312	24	1987	1.52	0	0.58	0	0	0	0	0.82	0.13	0	0	9691	0
360	313	24	1987	6.6	0	0.57	0	0	0	0	5.91	0.13	0	0	9691.6	0
360	314	24	1987	0	0	2.26	0	0	0	0	-2.38	0.13	0	0	9693.9	0
360	315	24	1987	0	0	1.61	0	0	0	0	-1.74	0.13	0	0	9695.5	0
360	316	24	1987	0	0	0.42	0	0	0	0	-0.54	0.13	0	0	9695.9	0
360	317	24	1987	0	0	0.16	0	0	0	0	-0.25	0.13	0	0	9696	-0.03
360	318	24	1987	0.25	0	0.56	0	0	0	0	-0.43	0.13	0	0	9696.6	0
360	319	24	1987	0	0	1.13	0	0	0	0	-1.25	0.13	0	0	9697.7	0
360	320	24	1987	0	0	1.12	0	0	0	0	-1.24	0.13	0	0	9698.8	0
360	321	24	1987	0.25	0	2.33	0	0	0	0	-2.2	0.13	0	0	9701.2	0
360	322	24	1987	3.81	0	2.79	0	0	0	0	0.9	0.12	0	0	9704	0
360	323	24	1987	0	0	2.16	0	0	0	0	-2.29	0.12	0	0	9706.1	0
360	324	24	1987	1.78	0	1.78	0	0	0	0	-0.13	0.12	0	0	9707.9	0
360	325	24	1987	4.06	0	0.64	0	0	4.07	0	-0.77	0.12	0	0	9708.5	0
360	326	24	1987	0	0	0.06	0	0	0.17	0	-0.35	0.12	0	0	9708.6	0
360	327	24	1987	0	0	0.14	0	0	-1.21	0	0.12	0.12	0.83	0	9708.7	0
360	328	24	1987	0	0	-0.25	0	0	-3.03	0	0.35	0.12	2.82	0	9708.5	0
360	329	24	1987	2.79	0	0.29	0	0	0	0	2.38	0.12	0	0	9708.8	0
360	330	24	1987	2.03	0	1.28	0	0	0	0	0.63	0.12	0	0	9710.1	0
360	331	24	1987	0	0	0.83	0	0	0	0	-0.95	0.12	0	0	9710.9	0
360	332	24	1987	0	0	0.89	0	0	0	0	-1.02	0.12	0	0	9711.8	0
360	333	24	1987	40.13	0	0.72	0	0	0	0	39.29	0.12	0	0	9712.5	0
360	334	24	1987	1.27	0	0.39	0	0	0	0	0.75	0.12	0	0	9712.9	0
360	335	24	1987	1.52	0	0.5	0	0	0	0	0.9	0.12	0	0	9713.4	0
360	336	24	1987	3.56	0	0.53	0	0	3.5	0	-0.59	0.12	0	0	9713.9	0
360	337	24	1987	0.51	0	0.14	0	0	-0.81	0	1.05	0.12	0	0	9714.1	0
360	338	24	1987	2.29	0	-0.09	0	0	2.74	0	-0.48	0.12	0	0	9714	0
360	339	24	1987	1.78	0	-0.05	0	0	2.06	0	-0.35	0.12	0	0	9713.9	0
360	340	24	1987	0	0	-0.06	0	0	0.27	0	-0.33	0.12	0	0	9713.9	0
360	341	24	1987	0	0	-0.02	0	0	0.38	0	-0.48	0.12	0	0	9713.9	0
360	342	24	1987	0	0	0.04	0	0	-0.16	0	0	0.12	0	0	9713.9	0
360	343	24	1987	4.57	0	-0.05	0	0	-4.18	0	1.62	0.12	7.06	0	9713.8	0
360	344	24	1987	0	0	-0.31	0	0	-3.8	0	3.98	0.12	0	0	9713.5	0
360	345	24	1987	0	0	0.44	0	0	0	0	-0.56	0.12	0	0	9714	0
360	346	24	1987	3.56	0	0.71	0	0	0	0	2.72	0.12	0	0	9714.7	0
360	347	24	1987	1.02	0	1.69	0	0	0	0	-0.8	0.12	0	0	9716.4	0
360	348	24	1987	0	0	0.99	0	0	0	0	-1.11	0.12	0	0	9717.4	0
360	349	24	1987	10.92	0	0.9	0	0	0	0	9.91	0.12	0	0	9718.3	0
360	350	24	1987	3.05	0	0.64	0	0	2.4	0	-0.55	0.12	0.43	0	9718.9	0
360	351	24	1987	1.27	0	0	0	0	1.72	0	-0.57	0.12	0	0	9718.9	0
360	352	24	1987	0.51	0	0.05	0	0	0.81	0	-0.46	0.12	0	0	9719	0
360	353	24	1987	0	0	0.01	0	0	0.21	0	-0.34	0.12	0	0	9719	0
360	354	24	1987	8.89	0	-0.12	0	0	-1.4	0	-0.25	0.12	10.55	0	9718.8	0
360	355	24	1987	0	0	0.4	0	0	-1.2	0	-0.22	0.12	0.91	0	9719.2	0

Attachment D-1
Honeywell
Wastebeds 9-15 SWSR Pre-Design Investigation
SHAW Output Data

RUN	DAY	HR	YR	PRECIP	precip INTRCP	ET	TRANSP	CANOPY chg in storage	SNOW chg in storage	RESIDUE chg in storage	SOIL chg in storage	PERC	RUNOFF	PONDED	Etcum	ERROR
360	356	24	1987	0	0	0.23	0	0	-0.6	0	-0.26	0.12	0.51	0	9719.5	0
360	357	24	1987	0.25	0	0.02	0	0	-0.18	0	-0.42	0.12	0.72	0	9719.5	0
360	358	24	1987	0	0	0.04	0	0	-0.92	0	-0.31	0.12	1.08	0	9719.5	0
360	359	24	1987	1.02	0	-0.39	0	0	-0.83	0	0.26	0.12	1.87	0	9719.1	-0.01
360	360	24	1987	0	0	0.73	0	0	0	0	-0.85	0.12	0	0	9719.9	0
360	361	24	1987	0	0	1.73	0	0	0	0	-1.84	0.12	0	0	9721.6	0
360	362	24	1987	1.02	0	0.87	0	0	1.06	0	-1.02	0.12	0	0	9722.4	0
360	363	24	1987	4.57	0	0.17	0	0	4.82	0	-0.53	0.12	0	0	9722.6	0
360	364	24	1987	0.25	0	0	0	0	0.51	0	-0.37	0.12	0	0	9722.6	0
360	365	24	1987	0	0	0.05	0	0	0.14	0	-0.31	0.12	0	0	9722.7	0
360	1	24	1988	0	0	0.22	0	0	-0.12	0	-0.22	0.12	0	0	9722.9	0
360	2	24	1988	0	0	0.26	0	0	0.06	0	-0.43	0.12	0	0	9723.2	0
360	3	24	1988	0	0	0.23	0	0	0.05	0	-0.4	0.11	0	0	9723.4	0
360	4	24	1988	1.02	0	0.07	0	0	1.19	0	-0.36	0.11	0	0	9723.5	0
360	5	24	1988	0	0	0.64	0	0	-0.26	0	-0.49	0.11	0	0	9724.1	0
360	6	24	1988	2.03	0	-0.14	0	0	2.4	0	-0.35	0.11	0	0	9724	0
360	7	24	1988	0	0	0.04	0	0	0.15	0	-0.3	0.11	0	0	9724	0
360	8	24	1988	2.79	0	-0.03	0	0	2.95	0	-0.23	0.11	0	0	9724	0
360	9	24	1988	0.25	0	0.04	0	0	0.28	0	-0.17	0.11	0	0	9724	0
360	10	24	1988	0.51	0	0	0	0	0.61	0	-0.21	0.11	0	0	9724	0
360	11	24	1988	0	0	0.02	0	0	0.12	0	-0.25	0.11	0	0	9724	0
360	12	24	1988	0	0	0.04	0	0	0.06	0	-0.21	0.11	0	0	9724.1	0
360	13	24	1988	1.27	0	0.46	0	0	0.91	0	-0.21	0.11	0	0	9724.5	0
360	14	24	1988	0.25	0	0.09	0	0	0.37	0	-0.31	0.11	0	0	9724.6	0
360	15	24	1988	0	0	0.03	0	0	0.15	0	-0.29	0.11	0	0	9724.6	0
360	16	24	1988	0	0	0.14	0	0	-0.05	0	-0.2	0.11	0	0	9724.8	0
360	17	24	1988	0.51	0	0.18	0	0	-0.28	0	0.34	0.11	0.16	0	9725	0
360	18	24	1988	12.19	0	-0.15	0	0	-3.17	0	0.16	0.11	15.24	0	9724.8	0
360	19	24	1988	0	0	0.03	0	0	-0.49	0	-0.07	0.11	0.42	0	9724.8	0
360	20	24	1988	10.16	0	-0.11	0	0	-5.72	0	0.08	0.11	15.81	0	9724.7	0
360	21	24	1988	0.51	0	0.22	0	0	-2.36	0	-0.19	0.11	2.73	0	9724.9	0
360	22	24	1988	0	0	0.55	0	0	-0.15	0	-0.52	0.11	0	0	9725.5	0
360	23	24	1988	0	0	0.15	0	0	0.07	0	-0.34	0.11	0	0	9725.6	0
360	24	24	1988	0	0	0.16	0	0	-0.79	0	0.4	0.11	0.12	0	9725.8	0
360	25	24	1988	2.29	0	0.1	0	0	2.34	0	-0.26	0.11	0	0	9725.9	0
360	26	24	1988	3.81	0	-0.04	0	0	4.01	0	-0.27	0.11	0	0	9725.8	0
360	27	24	1988	0.25	0	0.15	0	0	0.24	0	-0.25	0.11	0	0	9726	0
360	28	24	1988	0.25	0	0.15	0	0	0.24	0	-0.24	0.11	0	0	9726.1	0
360	29	24	1988	0	0	-0.02	0	0	0.17	0	-0.27	0.11	0	0	9726.1	0
360	30	24	1988	0	0	0	0	0	-2.73	0	0.33	0.11	2.29	0	9726.1	0
360	31	24	1988	0	0	0.14	0	0	-6.76	0	0	0.11	6.5	0	9726.3	0
360	32	24	1988	2.54	0	-0.04	0	0	0	0	2.47	0.11	0	0	9726.2	0
360	33	24	1988	4.57	0	0.89	0	0	4.51	0	-0.94	0.11	0	0	9727.1	0
360	34	24	1988	3.05	0	0.07	0	0	3.19	0	-0.33	0.11	0	0	9727.2	0
360	35	24	1988	9.91	0	-0.02	0	0	10.05	0	-0.25	0.11	0	0	9727.2	0
360	36	24	1988	0	0	0.04	0	0	0.07	0	-0.22	0.11	0	0	9727.2	0
360	37	24	1988	0	0	0.23	0	0	-0.1	0	-0.24	0.11	0	0	9727.4	0
360	38	24	1988	0	0	0.21	0	0	-0.05	0	-0.28	0.11	0	0	9727.6	0
360	39	24	1988	3.81	0	0.01	0	0	3.91	0	-0.23	0.11	0	0	9727.7	0
360	40	24	1988	2.03	0	-0.01	0	0	2.13	0	-0.2	0.11	0	0	9727.6	0
360	41	24	1988	0.25	0	-0.01	0	0	0.34	0	-0.19	0.11	0	0	9727.6	0
360	42	24	1988	0.25	0	-0.05	0	0	0.4	0	-0.21	0.11	0	0	9727.6	0
360	43	24	1988	8.89	0	-0.06	0	0	9.01	0	-0.17	0.11	0	0	9727.5	0
360	44	24	1988	2.54	0	0.11	0	0	2.48	0	-0.16	0.11	0	0	9727.6	0
360	45	24	1988	0.51	0	0.25	0	0	0.3	0	-0.16	0.12	0	0	9727.9	0
360	46	24	1988	5.33	0	0.17	0	0	-0.31	0	1.84	0.12	3.51	0	9728.1	0
360	47	24	1988	0	0	0.45	0	0	-0.43	0	-0.13	0.12	0	0	9728.5	0
360	48	24	1988	0	0	0.03	0	0	-1.48	0	-0.13	0.12	1.45	0	9728.5	0
360	49	24	1988	0	0	0.01	0	0	-1.21	0	-0.14	0.12	1.22	0	9728.5	0
360	50	24	1988	2.29	0	0.03	0	0	1.9	0	-0.15	0.12	0.39	0	9728.6	0
360	51	24	1988	0.25	0	-0.15	0	0	-1.85	0	-0.13	0.12	2.26	0	9728.4	0
360	52	24	1988	0.76	0	0.67	0	0	0.18	0	-0.21	0.12	0	0	9729.1	0
360	53	24	1988	0	0	0.75	0	0	-1.62	0	-0.15	0.12	0.9	0	9729.9	0
360	54	24	1988	3.05	0	0.03	0	0	-3.78	0	-0.01	0.12	6.68	0	9729.9	0
360	55	24	1988	0.51	0	0.31	0	0	0.27	0	-0.19	0.12	0	0	9730.2	0
360	56	24	1988	0	0	0.3	0	0	-0.22	0	-0.2	0.12	0	0	9730.5	0
360	57	24	1988	2.54	0	0.07	0	0	2.53	0	-0.18	0.12	0	0	9730.6	0
360	58	24	1988	1.02	0	0.06	0	0	0.98	0	-0.15	0.12	0	0	9730.6	0
360	59	24	1988	0	0	0.07	0	0	-0.03	0	-0.17	0.12	0	0	9730.7	0
360	60	24	1988	0	0	0.13	0	0	-0.1	0	-0.14	0.12	0	0	9730.8	0
360	61	24	1988	0	0	0.15	0	0	-0.07	0	-0.2	0.12	0	0	9731	0
360	62	24	1988	0	0	0.19	0	0	-0.98	0	0.07	0.12	0.6	0	9731.2	0
360	63	24	1988	0.51	0	0.18	0	0	-0.1	0	-0.02	0.12	0.33	0	9731.4	0
360	64	24	1988	0.51	0	0.31	0	0	0.23	0	-0.15	0.12	0	0	9731.7	0
360	65	24	1988	0	0	0.41	0	0	-0.38	0	-0.15	0.12	0	0	9732.1	0
360	66	24	1988	0	0	0.23	0	0	-1.13	0	-0.07	0.12	0.85	0	9732.3	0
360	67	24	1988	0	0	0.09	0	0	-10.22	0	0.09	0.12	9.91	0	9732.4	0
360	68	24	1988	0	0	0.18	0	0	-10.6	0	0.46	0.12	9.84	0	9732.6	0
360	69	24	1988	7.37	0	0.05	0	0	-7.83	0	1.58	0.12	13.44	0	9732.6	0
360	70	24	1988	0.25	0	3.21	0	0	0	0	-3.08	0.12	0	0	9735.8	0
360	71	24	1988	0	0	1.28	0	0	0	0	-1.41	0.12	0	0	9737.1	0
360	72	24	1988	0	0	2.17	0	0	0	0	-2.29	0.12	0	0	9739.3	0
360	73	24	1988	0.25	0	1.99	0	0	0	0	-1.86	0.12	0	0	9741.3	0
360	74	24	1988	0.25	0	2.58	0	0	0	0	-2.46	0.13	0	0	9743.9	0
360	75	24	1988	1.02	0	1.05	0	0	1.03	0	-1.19	0.13	0	0	9744.9	0
360	76	24	1988	0.76	0	0.27	0	0	-0.14	0	0.5	0.13	0	0	9745.2	0
360	77	24	1988	0	0	0.69	0	0	-0.23	0	-0.59	0.13	0	0	9745.9	0
360	78	24	1988	1.02	0	0.36	0	0	0.21	0	0.31	0.13	0	0	9746.2	0
360	79	24	1988	0.51	0	0.57	0	0	0.71	0	-0.9	0.13	0	0	9746.8	0
360	80	24	1988	1.78	0	0.45	0	0	1.75	0	-0.56	0.13	0	0	9747.3	0
360	81	24	1988	0	0	0.25	0	0	0.11	0	-0.49	0.13	0	0	9747.5	0
360	82	24	1988	0	0	0.21	0	0	0.1	0	-0.44	0.13	0	0	9747.7	0
360	83	24	1988	0	0	0.53	0	0	-3.54	0	0.61	0.13	2.27	0	9748.3	0
360	84	24	1988	7.62	0	0.25	0	0	0	0	4.73	0.13	2.51	0	9748.5	0
360	85	24	1988	11.43	0	1.55	0	0	0	0	9.75	0.13	0	0	9750.1	0
360	86	24	1988	6.1	0	2.62	0	0	0	0	3.34	0.13	0	0	9752.7	0
360	87	24	1988	6.1	0	4.2	0	0	0	0	1.76	0.13	0	0	9756.9	0
360	88	24	1988	0	0	3.29	0	0	0	0	-3.42	0.13	0	0	9760.2	0
360	89	24	1988	0	0	1.83	0	0	0	0	-1.96	0.13	0	0	9762	0
360	90	24	1988	0	0	2.27	0	0	0	0	-2.4	0.13	0	0	9764.3	0
360	91	24	1988	0	0	1.54	0	0	0	0	-1.67	0.13	0	0	9765.8	0
360	92	24	1988	1.02	0	1.54	0.01	0	0	0	-0.66	0.13	0	0	9767.3	0
360	93	24	1988	0	0	2.48	0.05	0	0	0	-2.62	0.13	0	0	9769.8	0.01

Attachment D-1
Honeywell
Wastebeds 9-15 SWSR Pre-Design Investigation
SHAW Output Data

RUN	DAY	HR	YR	PRECIP	precip INTRCP	ET	TRANSP	CANOPY chg in storage	SNOW chg in storage	RESIDUE chg in storage	SOIL chg in storage	PERC	RUNOFF	PONDED	Etcum	ERROR
360	94	24	1988	14.99	0	0.69	0.02	0	0	0	14.15	0.13	0	0	9770.5	0.01
360	95	24	1988	5.59	0	2.37	0.04	0	0	0	3.07	0.13	0	0	9772.9	0.01
360	96	24	1988	0.25	0	2.19	0.08	0	0	0	-2.06	0.13	0	0	9775.1	0
360	97	24	1988	0	0	3.03	0.22	0	0	0	-3.16	0.14	0	0	9778.1	0
360	98	24	1988	0	0	2.61	0.2	0	0	0	-2.74	0.14	0	0	9780.7	0
360	99	24	1988	5.84	0	3.4	0.07	0	0	0	2.31	0.14	0	0	9784.1	-0.01
360	100	24	1988	0.51	0	2.32	0	0	0	0	-1.95	0.14	0	0	9786.4	0
360	101	24	1988	0	0	2.34	0.18	0	0	0	-2.47	0.14	0	0	9788.8	0
360	102	24	1988	0	0	2.04	0.32	0	0	0	-2.17	0.14	0	0	9790.8	-0.01
360	103	24	1988	0	0	3.02	0.46	0	0	0	-3.16	0.14	0	0	9793.8	0
360	104	24	1988	0	0	1.57	0.37	0	0	0	-1.71	0.14	0	0	9795.4	0.01
360	105	24	1988	0.76	0	4.55	0.61	0	0	0	-3.93	0.14	0	0	9800	0
360	106	24	1988	0.76	0	2.17	0.23	0	0	0	-1.54	0.14	0	0	9802.1	-0.01
360	107	24	1988	1.52	0	3.09	0.14	0	0	0	-1.68	0.14	0	0	9805.2	-0.03
360	108	24	1988	0	0	3.1	0.82	0	0	0	-3.24	0.14	0	0	9808.3	0
360	109	24	1988	1.52	0	3.22	0.55	0	0	0	-1.82	0.14	0	0	9811.5	-0.02
360	110	24	1988	1.02	0	3.55	0.28	0	0	0	-2.67	0.14	0	0	9815.1	0
360	111	24	1988	1.02	0	3.89	0.61	0	0	0	-3.01	0.14	0	0	9819	0
360	112	24	1988	2.54	0	4.18	0.38	0	0	0	-1.77	0.14	0	0	9823.2	-0.01
360	113	24	1988	0	0	3.52	0.78	0	0	0	-3.66	0.14	0	0	9826.7	0
360	114	24	1988	3.81	0	2.44	0.3	0	0	0	1.23	0.14	0	0	9829.1	0
360	115	24	1988	0.25	0	4.12	0.77	0	0	0	-3.99	0.14	0	0	9833.2	-0.02
360	116	24	1988	0	0	3.99	0.95	0	0	0	-4.13	0.14	0	0	9837.2	-0.01
360	117	24	1988	0	0	4.28	1.33	0	0	0	-4.4	0.14	0	0	9841.5	-0.02
360	118	24	1988	16.51	0	2.5	0.58	0	0	0	13.86	0.14	0	0	9844	0
360	119	24	1988	0	0	3.65	1.05	0	0	0	-3.79	0.14	0	0	9847.7	0
360	120	24	1988	10.67	0.1	1.7	0.02	0	0	0	8.73	0.14	0	0	9849.4	-0.01
360	121	24	1988	0	0	2.37	0.66	0	0	0	-2.41	0.14	0	0	9851.7	0
360	122	24	1988	0	0	1.91	0.9	0	0	0	-2.04	0.14	0	0	9853.6	-0.01
360	123	24	1988	0	0	1.6	0.85	0	0	0	-1.73	0.14	0	0	9855.2	-0.01
360	124	24	1988	0	0	1.86	0.94	0	0	0	-2	0.15	0	0	9857.1	0
360	125	24	1988	0	0	4.15	1.82	0	0	0	-4.29	0.15	0	0	9861.3	-0.01
360	126	24	1988	0.25	0	2.09	1.16	0	0	0	-1.97	0.15	0	0	9863.3	-0.01
360	127	24	1988	0.51	0	2.44	1.35	0	0	0	-2.08	0.15	0	0	9865.8	0
360	128	24	1988	0	0	2.67	1.44	0	0	0	-2.79	0.15	0	0	9868.5	-0.03
360	129	24	1988	0	0	2.42	1.63	0	0	0	-2.55	0.15	0	0	9870.9	-0.02
360	130	24	1988	0.51	0	5.46	2.68	0	0	0	-5.08	0.15	0	0	9876.3	-0.02
360	131	24	1988	5.84	0	2.51	0.71	0	0	0	3.2	0.15	0	0	9878.8	-0.01
360	132	24	1988	0	0	1.99	0.84	0	0	0	-2.11	0.15	0	0	9880.8	-0.03
360	133	24	1988	0	0	2.35	1.57	0	0	0	-2.5	0.15	0	0	9883.2	0
360	134	24	1988	4.57	0	5.17	2.16	0	0	0	-0.7	0.15	0	0	9888.4	-0.05
360	135	24	1988	0	0	3.5	1.78	0	0	0	-3.63	0.15	0	0	9891.9	-0.01
360	136	24	1988	0	0	5.07	3.04	0	0	0	-5.19	0.15	0	0	9896.9	-0.02
360	137	24	1988	5.84	0	2.87	0.87	0	0	0	2.86	0.15	0	0	9899.8	-0.03
360	138	24	1988	0	0	4.12	1.92	0	0	0	-4.25	0.15	0	0	9903.9	-0.02
360	139	24	1988	5.08	0	4.17	0.9	0	0	0	0.77	0.15	0	0	9908.1	0
360	140	24	1988	24.13	0	4.13	0.91	0	0	0	19.85	0.15	0	0	9912.2	0
360	141	24	1988	19.56	0	4.03	1.32	0	0	0	15.38	0.15	0	0	9916.2	-0.01
360	142	24	1988	11.18	0	4.51	1.35	0	0	0	6.52	0.15	0	0	9920.8	0
360	143	24	1988	0	0	5.02	2.84	0	0	0	-5.15	0.15	0	0	9925.8	-0.02
360	144	24	1988	0	0	2.64	1.79	0	0	0	-2.76	0.15	0	0	9928.4	-0.03
360	145	24	1988	0	0	3.93	2.1	0	0	0	-4.07	0.15	0	0	9932.3	-0.02
360	146	24	1988	0	0	4.26	2.04	0	0	0	-4.38	0.15	0	0	9936.6	-0.02
360	147	24	1988	0	0	3.29	2.16	0	0	0	-3.43	0.15	0	0	9939.9	-0.02
360	148	24	1988	0	0	3.19	2.68	0	0	0	-3.35	0.15	0	0	9943.1	0.01
360	149	24	1988	0	0	5.79	3.8	0	0	0	-5.93	0.15	0	0	9948.9	-0.01
360	150	24	1988	0	0	5.33	3.5	0	0	0	-5.46	0.15	0	0	9954.2	-0.02
360	151	24	1988	0	0	4.04	2.95	0	0	0	-4.18	0.15	0	0	9958.3	-0.01
360	152	24	1988	0	0	4	2.81	0	0	0	-4.12	0.15	0	0	9962.3	-0.03
360	153	24	1988	3.56	0	3.49	0.57	0	0	0	-0.05	0.15	0	0	9965.7	-0.04
360	154	24	1988	0	0	3.5	2.19	0	0	0	-3.64	0.15	0	0	9969.2	-0.01
360	155	24	1988	1.27	0	5.15	2.5	0	0	0	-4.03	0.16	0	0	9974.4	-0.01
360	156	24	1988	0	0	3.73	2.61	0	0	0	-3.86	0.16	0	0	9978.1	-0.02
360	157	24	1988	0	0	5	3.81	0	0	0	-5.12	0.16	0	0	9983.1	-0.04
360	158	24	1988	0.51	0	3.34	1.65	0	0	0	-2.98	0.16	0	0	9986.5	-0.01
360	159	24	1988	0	0	1.6	0.91	0	0	0	-1.73	0.16	0	0	9988.1	-0.02
360	160	24	1988	0	0	1.05	0.77	0	0	0	-1.18	0.16	0	0	9989.1	-0.02
360	161	24	1988	0	0	0.49	0.51	0	0	0	-0.63	0.16	0	0	9989.6	-0.01
360	162	24	1988	0	0	0.43	0.45	0	0	0	-0.58	0.16	0	0	9990	-0.01
360	163	24	1988	0	0	0.95	0.69	0	0	0	-1.1	0.16	0	0	9991	-0.01
360	164	24	1988	0	0	0.76	0.71	0	0	0	-0.91	0.16	0	0	9991.8	-0.01
360	165	24	1988	0	0	0.25	0.52	0	0	0	-0.41	0.16	0	0	9992	0
360	166	24	1988	0	0	0.42	0.53	0	0	0	-0.57	0.16	0	0	9992.4	-0.01
360	167	24	1988	0	0	0.47	0.47	0	0	0	-0.61	0.16	0	0	9992.9	-0.02
360	168	24	1988	0	0	0.68	0.5	0	0	0	-0.81	0.16	0	0	9993.6	-0.03
360	169	24	1988	0.51	0	1.09	0.49	0	0	0	-0.72	0.16	0	0	9994.7	-0.02
360	170	24	1988	0	0	0.6	0.5	0	0	0	-0.74	0.16	0	0	9995.3	-0.02
360	171	24	1988	0	0	0.92	0.57	0	0	0	-1.04	0.16	0	0	9996.2	-0.05
360	172	24	1988	0	0	0.13	0.48	0	0	0	-0.29	0.16	0	0	9996.3	0
360	173	24	1988	0	0	0.7	0.53	0	0	0	-0.83	0.16	0	0	9997	-0.03
360	174	24	1988	32.77	0	4.77	2.11	0	0	0	27.79	0.16	0	0	10001.8	0.04
360	175	24	1988	4.06	0	6.73	2.1	0	0	0	-2.76	0.16	0	0	10008.5	-0.06
360	176	24	1988	0	0	5.18	3.81	0	0	0	-5.29	0.16	0	0	10013.7	-0.05
360	177	24	1988	5.33	0	7.28	3.7	0	0	0	-2.08	0.16	0	0	10021	-0.02
360	178	24	1988	0	0	5.8	3.69	0	0	0	-5.91	0.16	0	0	10026.8	-0.05
360	179	24	1988	0	0	5.06	3.66	0	0	0	-5.18	0.16	0	0	10031.8	-0.05
360	180	24	1988	4.32	0	5.73	1.99	0	0	0	-1.55	0.16	0	0	10037.5	-0.02
360	181	24	1988	0	0	3.45	1.41	0	0	0	-3.56	0.16	0	0	10041	-0.05
360	182	24	1988	10.16	0	5.22	1.12	0	0	0	4.78	0.16	0	0	10046.2	0
360	183	24	1988	1.52	0	5.01	2.43	0	0	0	-3.63	0.16	0	0	10051.2	-0.02
360	184	24	1988	0	0	2.67	0.91	0	0	0	-2.8	0.16	0	0	10053.9	-0.03
360	185	24	1988	0	0	2.12	0.73	0	0	0	-2.25	0.16	0	0	10056	-0.04
360	186	24	1988	0	0	0.71	0.53	0	0	0	-0.84	0.17	0	0	10056.7	-0.04
360	187	24	1988	0	0	0.76	0.58	0	0	0	-0.9	0.17	0	0	10057.5	-0.02
360	188	24	1988	0	0	1.26	0.66	0	0	0	-1.38	0.17	0	0	10058.7	-0.04
360	189	24	1988	0	0	0.51	0.55	0	0	0	-0.67	0.17	0	0	10059.3	-0.01
360	190	24	1988	0	0	0.71	0.56	0	0	0	-0.85	0.17	0	0	10060	-0.03
360	191	24	1988	0	0	0.69	0.59	0	0	0	-0.82	0.17	0	0	10060.7	-0.04
360	192	24	1988	0	0	0.42	0.55	0	0	0	-0.56	0.17	0	0	10061.1	-0.02
360	193	24	1988	19.3	0	6.54	2.63	0	0	0	12.62	0.17	0	0	10067.6	-0.03
360	194	24	1988	0	0	5.63	4.46	0	0	0	-5.75	0.17	0	0	10073.3	-0.05
360	195	24	1988	0	0	3.46	2.58	0	0	0	-3.62	0.17	0	0	10076.7	-0.01
360	196	24	1988	13.97	0	6.41	2.46	0	0	0	7.42	0.17	0	0	10083.1	-0.03

Attachment D-1
Honeywell
Wastebeds 9-15 SWSR Pre-Design Investigation
SHAW Output Data

RUN	DAY	HR	YR	PRECIP	precip INTRCP	ET	TRANSP	CANOPY chg in storage	SNOW chg in storage	RESIDUE chg in storage	SOIL chg in storage	PERC	RUNOFF	PONDED	Etcum	ERROR
360	197	24	1988	0	0	6.26	4.65	0	0	0	-6.35	0.17	0	0	10089.4	-0.08
360	198	24	1988	0.51	0	2.48	1.46	0	0	0	-2.08	0.17	0	0	10091.9	-0.06
360	199	24	1988	16.76	0	5.17	1.34	0	0	0	11.43	0.17	0	0	10097	0
360	200	24	1988	0	0	5.94	5.14	0	0	0	-6.09	0.17	0	0	10103	-0.02
360	201	24	1988	11.43	0	5.58	1.78	0	0	0	5.71	0.17	0	0	10108.6	-0.02
360	202	24	1988	0	0	2.18	1.86	0	0	0	-2.29	0.17	0	0	10110.7	-0.06
360	203	24	1988	39.88	0.7	3.09	0.27	0	0	0	35.97	0.17	0	0	10113.8	-0.04
360	204	24	1988	0	0	3.38	2.31	0	0	0	-2.81	0.17	0	0	10117.2	-0.05
360	205	24	1988	21.59	0	6.06	2.48	0	0	0	15.42	0.17	0	0	10123.3	-0.06
360	206	24	1988	0	0	5.28	4.28	0	0	0	-5.42	0.17	0	0	10128.6	-0.03
360	207	24	1988	0	0	5.89	4.85	0	0	0	-6.02	0.17	0	0	10134.5	-0.04
360	208	24	1988	17.78	0	5.84	2.1	0	0	0	11.79	0.17	0	0	10140.3	-0.01
360	209	24	1988	0	0	4.69	3.96	0	0	0	-4.78	0.17	0	0	10145	-0.08
360	210	24	1988	0	0	3.23	2.8	0	0	0	-3.34	0.17	0	0	10148.2	-0.06
360	211	24	1988	0	0	6.14	5.17	0	0	0	-6.24	0.17	0	0	10154.4	-0.08
360	212	24	1988	0.76	0	5.95	4.43	0	0	0	-5.3	0.17	0	0	10160.3	-0.06
360	213	24	1988	1.78	0	6.23	3.63	0	0	0	-4.54	0.17	0	0	10166.5	-0.08
360	214	24	1988	0	0	5.76	4.57	0	0	0	-5.85	0.17	0	0	10172.3	-0.08
360	215	24	1988	0	0	3.31	2.97	0	0	0	-3.44	0.17	0	0	10175.6	-0.03
360	216	24	1988	0	0	4.54	3.98	0	0	0	-4.69	0.17	0	0	10180.1	-0.02
360	217	24	1988	0	0	4.01	3.38	0	0	0	-4.11	0.17	0	0	10184.1	-0.06
360	218	24	1988	3.56	0	5.13	1.82	0	0	0	-1.76	0.17	0	0	10189.3	0.01
360	219	24	1988	0.25	0	5.37	3.89	0	0	0	-5.22	0.17	0	0	10194.6	-0.06
360	220	24	1988	0	0	3.35	2.43	0	0	0	-3.45	0.17	0	0	10198	-0.07
360	221	24	1988	0	0	3.87	3.16	0	0	0	-4	0.17	0	0	10201.9	-0.04
360	222	24	1988	0	0	3.92	2.85	0	0	0	-4.03	0.17	0	0	10205.8	-0.06
360	223	24	1988	0	0	2.48	1.02	0	0	0	-2.61	0.17	0	0	10208.3	-0.04
360	224	24	1988	0	0	1.37	0.63	0	0	0	-1.5	0.17	0	0	10209.6	-0.04
360	225	24	1988	0	0	0.85	0.48	0	0	0	-0.97	0.17	0	0	10210.5	-0.04
360	226	24	1988	0	0	1.01	0.5	0	0	0	-1.13	0.17	0	0	10211.5	-0.05
360	227	24	1988	0	0	0.73	0.47	0	0	0	-0.87	0.17	0	0	10212.2	-0.03
360	228	24	1988	2.54	0	2.6	0.24	0	0	0	-0.2	0.17	0	0	10214.8	-0.03
360	229	24	1988	0	0	0.61	0.25	0	0	0	-0.73	0.17	0	0	10215.4	-0.04
360	230	24	1988	1.02	0	1.17	0.2	0	0	0	-0.3	0.17	0	0	10216.6	-0.03
360	231	24	1988	0	0	0.42	0.15	0	0	0	-0.55	0.17	0	0	10217	-0.04
360	232	24	1988	0	0	0.27	0.12	0	0	0	-0.41	0.17	0	0	10217.3	-0.03
360	233	24	1988	0	0	0.16	0.11	0	0	0	-0.32	0.17	0	0	10217.5	-0.02
360	234	24	1988	0.25	0	0.35	0.08	0	0	0	-0.25	0.17	0	0	10217.8	-0.02
360	235	24	1988	0	0	0.24	0.07	0	0	0	-0.39	0.17	0	0	10218	-0.03
360	236	24	1988	19.05	0	2.99	0.42	0	0	0	15.93	0.17	0	0	10221	-0.05
360	237	24	1988	17.78	0	4.81	1.46	0	0	0	12.81	0.17	0	0	10225.8	-0.01
360	238	24	1988	8.64	0	5.4	1.99	0	0	0	3.11	0.17	0	0	10231.3	-0.05
360	239	24	1988	0.76	0	4.92	3.13	0	0	0	-4.28	0.17	0	0	10236.2	-0.05
360	240	24	1988	3.05	0	3.69	1.05	0	0	0	-0.73	0.17	0	0	10239.9	-0.09
360	241	24	1988	29.72	0	4.17	1.29	0	0	0	25.39	0.17	0	0	10244	-0.02
360	242	24	1988	9.14	0.98	2.13	0.1	0	0	0	5.89	0.17	0	0	10246.2	-0.03
360	243	24	1988	0	0	3.73	1.88	0	0	0	-2.88	0.17	0	0	10249.9	-0.04
360	244	24	1988	0	0	3.67	2.66	0	0	0	-3.78	0.17	0	0	10253.6	-0.06
360	245	24	1988	0	0	2.09	1.49	0	0	0	-2.2	0.17	0	0	10255.7	-0.05
360	246	24	1988	0	0	4.36	3.39	0	0	0	-4.51	0.17	0	0	10260	-0.03
360	247	24	1988	0	0	4.18	3.17	0	0	0	-4.32	0.17	0	0	10264.2	-0.03
360	248	24	1988	9.4	0	4.38	1.03	0	0	0	4.87	0.17	0	0	10268.6	-0.02
360	249	24	1988	0.51	0	4.49	2.33	0	0	0	-4.09	0.17	0	0	10273.1	-0.06
360	250	24	1988	1.52	0	3.45	1.32	0	0	0	-2.05	0.17	0	0	10276.5	-0.05
360	251	24	1988	0.25	0	3.91	2.68	0	0	0	-3.8	0.17	0	0	10280.4	-0.02
360	252	24	1988	0	0	3.06	2.31	0	0	0	-3.18	0.17	0	0	10283.5	-0.05
360	253	24	1988	0	0	3.3	2.57	0	0	0	-3.44	0.17	0	0	10286.8	-0.03
360	254	24	1988	0	0	3.39	2.34	0	0	0	-3.51	0.17	0	0	10290.2	-0.05
360	255	24	1988	0	0	2.33	1.48	0	0	0	-2.45	0.17	0	0	10292.5	-0.05
360	256	24	1988	0.51	0	2.59	1.72	0	0	0	-2.21	0.17	0	0	10295.1	-0.04
360	257	24	1988	6.1	0	3.55	0.79	0	0	0	2.44	0.17	0	0	10298.6	-0.06
360	258	24	1988	0	0	2.64	1.78	0	0	0	-2.78	0.17	0	0	10301.3	-0.03
360	259	24	1988	0	0	2.83	1.62	0	0	0	-2.96	0.17	0	0	10304.1	-0.04
360	260	24	1988	0	0	1.51	1.01	0	0	0	-1.67	0.17	0	0	10305.6	-0.01
360	261	24	1988	5.33	0.29	1.6	0.08	0	0	0	3.28	0.17	0	0	10307.2	0
360	262	24	1988	0.25	0	3.32	2.05	0	0	0	-2.92	0.17	0	0	10310.5	-0.03
360	263	24	1988	0	0	1.83	1.47	0	0	0	-1.97	0.17	0	0	10312.4	-0.03
360	264	24	1988	10.67	0	3.08	0.86	0	0	0	7.49	0.17	0	0	10315.4	-0.07
360	265	24	1988	0.51	0	3.53	1.5	0	0	0	-3.14	0.17	0	0	10319	-0.04
360	266	24	1988	0.51	0	2.29	1.08	0	0	0	-1.92	0.17	0	0	10321.2	-0.03
360	267	24	1988	12.19	0	1.99	0.14	0	0	0	10.06	0.17	0	0	10323.2	-0.03
360	268	24	1988	0	0	2.99	1.67	0	0	0	-3.11	0.17	0	0	10326.2	-0.05
360	269	24	1988	0	0	2.91	1.75	0	0	0	-3.04	0.17	0	0	10329.1	-0.04
360	270	24	1988	0	0	2.58	1.48	0	0	0	-2.72	0.17	0	0	10331.7	-0.03
360	271	24	1988	0	0	2.8	1.73	0	0	0	-2.91	0.17	0	0	10334.5	-0.06
360	272	24	1988	0	0	2.77	1.29	0	0	0	-2.89	0.17	0	0	10337.3	-0.04
360	273	24	1988	0	0	2.38	1.21	0	0	0	-2.5	0.17	0	0	10339.7	-0.05
360	274	24	1988	0	0	2.69	1.74	0	0	0	-2.85	0.17	0	0	10342.4	-0.01
360	275	24	1988	0	0	3.04	1.89	0	0	0	-3.21	0.17	0	0	10345.4	0
360	276	24	1988	2.54	0	1.96	0.27	0	0	0	0.47	0.17	0	0	10347.4	-0.05
360	277	24	1988	1.02	0	1.47	0.31	0	0	0	-0.58	0.17	0	0	10348.8	-0.04
360	278	24	1988	0	0	1.99	0.9	0	0	0	-2.12	0.17	0	0	10350.8	-0.03
360	279	24	1988	2.79	0	2.48	0.38	0	0	0	0.16	0.17	0	0	10353.3	-0.02
360	280	24	1988	2.54	0.1	1.51	0.03	0	0	0	0.78	0.17	0	0	10354.8	-0.02
360	281	24	1988	0	0	1.47	0.52	0	0	0	-1.54	0.17	0	0	10356.3	0
360	282	24	1988	0	0	1.16	0.41	0	0	0	-1.31	0.17	0	0	10357.5	-0.02
360	283	24	1988	0.25	0	0.87	0.25	0	0	0	-0.77	0.17	0	0	10358.3	-0.01
360	284	24	1988	3.3	0	2.02	0.23	0	0	0	1.13	0.17	0	0	10360.4	-0.02
360	285	24	1988	5.84	0	1.92	0.18	0	0	0	3.8	0.17	0	0	10362.3	-0.04
360	286	24	1988	10.92	0	1.74	0.02	0	0	0	9.08	0.17	0	0	10364	-0.06
360	287	24	1988	0.51	0	1.88	0.32	0	0	0	-1.51	0.17	0	0	10365.9	-0.03
360	288	24	1988	0	0	1.61	0.62	0	0	0	-1.76	0.16	0	0	10367.5	-0.02
360	289	24	1988	0.51	0	2.11	0.78	0	0	0	-1.74	0.16	0	0	10369.6	-0.03
360	290	24	1988	0	0	1.98	0.88	0	0	0	-2.13	0.16	0	0	10371.6	-0.02
360	291	24	1988	0	0	2.09	0.65	0	0	0	-2.21	0.16	0	0	10373.7	-0.04
360	292	24	1988	5.59	0	1.91	0.2	0	0	0	3.55	0.16	0	0	10375.6	-0.03
360	293	24	1988	0.25	0	1.21	0.19	0	0	0	-1.09	0.16	0	0	10376.8	-0.03
360	294	24	1988	0	0	0.91	0.18	0	0	0	-1.07	0.16	0	0	10377.7	-0.01
360	295	24	1988	2.54	0	1.52	0.08	0	0	0	0.88	0.16	0	0	10379.2	-0.02
360	296	24	1988	38.35	0.05	0.99	0	0	0	0	37.16	0.16	0	0	10380.2	0
360	297	24	1988	2.03	0	1.73	0.11	0	0	0	0.22	0.16	0	0	10381.9	-0.03
360	298	24	1988	7.62	0	1.85	0.14	0	0	0	5.62	0.16	0	0	10383.8	-0.01
360	299	24	1988	0	0	1.88	0.1	0	0	0	-2.03	0.16	0	0	10385.7	-0.02

Attachment D-1
Honeywell
Wastebeds 9-15 SWSR Pre-Design Investigation
SHAW Output Data

RUN	DAY	HR	YR	PRECIP	precip INTRCP	ET	TRANSP	CANOPY chg in storage	SNOW chg in storage	RESIDUE chg in storage	SOIL chg in storage	PERC	RUNOFF	PONDED	Etcum	ERROR
360	300	24	1988	0	0	1.79	0.07	0	0	0	-1.94	0.16	0	0	10387.5	-0.01
360	301	24	1988	0	0	1.69	0.07	0	0	0	-1.85	0.16	0	0	10389.2	-0.01
360	302	24	1988	1.02	0	2.45	0.04	0	0	0	-1.59	0.16	0	0	10391.6	0
360	303	24	1988	0	0	3.07	0.03	0	0	0	-3.23	0.16	0	0	10394.7	0
360	304	24	1988	3.05	0	2.11	0	0	0	0	0.77	0.16	0	0	10396.8	0.01
360	305	24	1988	0	0	0.96	0	0	0	0	-1.12	0.16	0	0	10397.8	0
360	306	24	1988	2.03	0	1.36	0	0	0	0	0.51	0.16	0	0	10399.1	0
360	307	24	1988	27.18	0	1.17	0	0	0	0	25.85	0.16	0	0	10400.3	0
360	308	24	1988	0	0	2.25	0	0	0	0	-2.41	0.16	0	0	10402.5	0
360	309	24	1988	0	0	1.71	0	0	0	0	-1.87	0.16	0	0	10404.2	0
360	310	24	1988	18.54	0	1.95	0	0	0	0	16.43	0.16	0	0	10406.2	0
360	311	24	1988	11.18	0	1.43	0	0	0	0	9.58	0.16	0	0	10407.6	0
360	312	24	1988	1.78	0	1.87	0	0	0	0	-0.25	0.16	0	0	10409.5	0
360	313	24	1988	5.33	0	1.19	0	0	0	0	3.99	0.16	0	0	10410.7	0
360	314	24	1988	0	0	1.55	0	0	0	0	-1.71	0.16	0	0	10412.2	0
360	315	24	1988	1.52	0	3.28	0	0	0	0	-1.92	0.16	0	0	10415.5	0
360	316	24	1988	1.02	0	2.51	0	0	0	0	-1.65	0.16	0	0	10418	0
360	317	24	1988	0	0	1.87	0	0	0	0	-2.03	0.16	0	0	10419.9	0
360	318	24	1988	1.78	0	2.94	0	0	0	0	-1.32	0.16	0	0	10422.8	0
360	319	24	1988	0	0	3	0	0	0	0	-3.15	0.16	0	0	10425.8	0
360	320	24	1988	0	0	1.34	0	0	0	0	-1.49	0.16	0	0	10427.2	0
360	321	24	1988	0	0	1.88	0	0	0	0	-2.04	0.16	0	0	10429.1	0
360	322	24	1988	3.56	0	5.04	0	0	0	0	-1.64	0.16	0	0	10434.1	0
360	323	24	1988	0	0	3.66	0	0	0	0	-3.82	0.16	0	0	10437.8	0
360	324	24	1988	0	0	1.23	0	0	0	0	-1.39	0.16	0	0	10439	0
360	325	24	1988	18.8	0	0.44	0	0	0	0	18.2	0.16	0	0	10439.4	0
360	326	24	1988	1.78	0	2.46	0	0	0	0	-0.84	0.16	0	0	10441.9	0
360	327	24	1988	0	0	1.04	0	0	0	0	-1.2	0.15	0	0	10442.9	0
360	328	24	1988	0	0	1.01	0	0	0	0	-1.17	0.15	0	0	10443.9	0
360	329	24	1988	0	0	0.59	0	0	0	0	-0.73	0.15	0	0	10444.5	-0.01
360	330	24	1988	0	0	0.38	0	0	0	0	-0.55	0.15	0	0	10444.9	0.01
360	331	24	1988	0	0	0.58	0	0	0	0	-0.73	0.15	0	0	10445.5	0
360	332	24	1988	1.52	0	1.17	0	0	0	0	0.2	0.15	0	0	10446.7	0
360	333	24	1988	4.32	0	2.08	0	0	0	0	2.08	0.15	0	0	10448.7	0
360	334	24	1988	0	0	2.29	0	0	0	0	-2.45	0.15	0	0	10451	0
360	335	24	1988	0	0	2.9	0	0	0	0	-3.05	0.15	0	0	10453.9	0
360	336	24	1988	0.76	0	1.53	0	0	0	0	-0.92	0.15	0	0	10455.5	0
360	337	24	1988	0.25	0	1.97	0	0	0	0	-1.86	0.15	0	0	10457.4	0
360	338	24	1988	0.25	0	2.53	0	0	0	0	-2.43	0.15	0	0	10460	0
360	339	24	1988	1.78	0	2.08	0	0	1.37	0	-1.82	0.15	0	0	10462.1	0
360	340	24	1988	0.25	0	0.04	0	0	0.7	0	-0.64	0.15	0	0	10462.1	0
360	341	24	1988	0	0	0.32	0	0	-2.07	0	1.6	0.15	0	0	10462.4	0
360	342	24	1988	0.25	0	0.87	0	0	0	0	-0.77	0.15	0	0	10463.3	0
360	343	24	1988	1.02	0	0.86	0	0	1.14	0	-1.14	0.15	0	0	10464.1	0
360	344	24	1988	1.02	0	0.02	0	0	1.5	0	-0.66	0.15	0	0	10464.2	0
360	345	24	1988	1.02	0	0.08	0	0	1.27	0	-0.48	0.15	0	0	10464.2	0
360	346	24	1988	1.02	0	0.06	0	0	1.25	0	-0.44	0.15	0	0	10464.3	0
360	347	24	1988	0	0	0.11	0	0	0.22	0	-0.48	0.15	0	0	10464.4	0
360	348	24	1988	0	0	0.05	0	0	0.22	0	-0.42	0.15	0	0	10464.5	0
360	349	24	1988	2.79	0	-0.11	0	0	3.07	0	-0.31	0.15	0	0	10464.3	0
360	350	24	1988	1.02	0	0.35	0	0	0.73	0	-0.21	0.15	0	0	10464.7	0
360	351	24	1988	0.25	0	0.08	0	0	0.39	0	-0.37	0.15	0	0	10464.8	0
360	352	24	1988	1.02	0	0.03	0	0	1.2	0	-0.36	0.15	0	0	10464.8	0
360	353	24	1988	5.59	0	-0.13	0	0	5.85	0	-0.28	0.15	0	0	10464.7	0
360	354	24	1988	0	0	-0.06	0	0	0.14	0	-0.22	0.15	0	0	10464.6	0
360	355	24	1988	0	0	-0.1	0	0	-4.82	0	3.8	0.15	0.97	0	10464.5	0
360	356	24	1988	0.25	0	-0.17	0	0	-12.17	0	1.45	0.15	11	0	10464.3	0
360	357	24	1988	0	0	2.23	0	0	0	0	-2.37	0.15	0	0	10466.6	0
360	358	24	1988	1.02	0	1.02	0	0	0	0	-0.41	0.15	0.26	0	10467.6	0
360	359	24	1988	8.64	0	0.43	0	0	0	0	3.66	0.15	4.41	0	10468	0
360	360	24	1988	1.27	0	0.94	0	0	1.06	0	-0.88	0.15	0	0	10469	0
360	361	24	1988	1.27	0	0.42	0	0	1.35	0	-0.65	0.15	0	0	10469.4	0
360	362	24	1988	0.51	0	0.14	0	0	0.65	0	-0.42	0.14	0	0	10469.5	0
360	363	24	1988	12.7	0	0.04	0	0	-3.05	0	5.69	0.14	9.88	0	10469.6	0
360	364	24	1988	4.06	0	0.94	0	0	3.96	0	-0.99	0.14	0	0	10470.5	0
360	365	24	1988	0	0	0.27	0	0	-0.04	0	-0.37	0.14	0	0	10470.8	0
360	366	24	1988	0.76	0	0.09	0	0	0.85	0	-0.32	0.14	0	0	10470.9	0
360	1	24	1989	0	0	0.14	0	0	0.04	0	-0.32	0.14	0	0	10471	0
360	2	24	1989	0.25	0	-0.19	0	0	-0.61	0	0.69	0.14	0.22	0	10470.8	0
360	3	24	1989	1.78	0	0.03	0	0	1.98	0	-0.37	0.14	0	0	10470.8	0
360	4	24	1989	0	0	0.13	0	0	0.17	0	-0.45	0.14	0	0	10471	0
360	5	24	1989	0	0	0	0	0	0.24	0	-0.39	0.14	0	0	10471	0
360	6	24	1989	0.76	0	0.16	0	0	0.75	0	-0.29	0.14	0	0	10471.1	0
360	7	24	1989	0	0	0.13	0	0	-0.12	0	-0.15	0.14	0	0	10471.3	0
360	8	24	1989	0.51	0	-0.01	0	0	-7.23	0	1.33	0.14	6.11	0.16	10471.2	0
360	9	24	1989	0	0	2.32	0	0	0	0	-2.47	0.14	0	0.16	10473.6	0
360	10	24	1989	0	0	1.13	0	0	0	0	-1.12	0.14	0	0	10474.7	0
360	11	24	1989	0	0	1.3	0	0	0	0	-1.45	0.14	0	0	10476	0
360	12	24	1989	1.52	0	0.39	0	0	0	0	1	0.14	0	0	10476.4	0
360	13	24	1989	2.79	0	0.9	0	0	2.38	0	-0.63	0.14	0	0	10477.3	0
360	14	24	1989	3.05	0	0.08	0	0	3.16	0	-0.33	0.14	0	0	10477.4	0
360	15	24	1989	0.76	0	-0.02	0	0	-3.33	0	3.93	0.14	0.04	0	10477.4	0
360	16	24	1989	0.25	0	0.33	0	0	-0.05	0	-0.29	0.14	0.13	0	10477.7	0
360	17	24	1989	0.25	0	0.86	0	0	-1.3	0	0	0.14	0.56	0	10478.6	0
360	18	24	1989	0.25	0	0.33	0	0	-0.86	0	-0.01	0.14	0.33	0.33	10478.9	0
360	19	24	1989	0.51	0	0.32	0	0	0	0	-0.45	0.14	0.84	0	10479.2	0
360	20	24	1989	5.84	0	0.72	0	0	3.58	0	1.27	0.14	0.13	0	10479.9	0
360	21	24	1989	0.51	0	0.18	0	0	0.62	0	-0.43	0.14	0	0	10480.1	0
360	22	24	1989	0	0	0.18	0	0	-0.06	0	-0.26	0.14	0	0	10480.3	0
360	23	24	1989	0	0	0.03	0	0	0.01	0	-0.18	0.14	0	0	10480.3	0
360	24	24	1989	0	0	-0.07	0	0	-0.04	0	-0.03	0.14	0	0	10480.2	0
360	25	24	1989	0	0	0.69	0	0	-0.55	0	-0.28	0.14	0	0	10480.9	0
360	26	24	1989	4.32	0	0.31	0	0	-3.57	0	1.34	0.14	6.04	0.06	10481.2	0
360	27	24	1989	2.79	0	-0.03	0	0	2.96	0	-0.22	0.14	0	0	10481.2	0
360	28	24	1989	0	0	0.06	0	0	-1.34	0	-0.15	0.14	1.3	0	10481.3	0
360	29	24	1989	0.51	0	0.12	0	0	-1.62	0	0.19	0.14	1.68	0	10481.4	0
360	30	24	1989	0.25	0	0.07	0	0	0	0	0.04	0.14	0	0	10481.5	0
360	31	24	1989	0	0	1.95	0	0	0	0	-2.09	0.14	0	0	10483.4	0
360	32	24	1989	0	0	1.26	0	0	0	0	-1.4	0.14	0	0	10484.7	0
360	33	24	1989	1.78	0	1.11	0	0	1.87	0	-1.34	0.14	0	0	10485.8	0
360	34	24	1989	6.35	0	0.03	0	0	6.58	0	-0.4	0.14	0	0	10485.8	0
360	35	24	1989	0.51	0	0.03	0	0	0.69	0	-0.35	0.14	0	0	10485.8	0
360	36	24	1989	0.51	0	0.01	0	0	0.67	0	-0.31	0.13	0	0	10485.9	0

Attachment D-1
Honeywell
Wastebeds 9-15 SWSR Pre-Design Investigation
SHAW Output Data

RUN	DAY	HR	YR	PRECIP	precip INTRCP	ET	TRANSP	CANOPY chg in storage	SNOW chg in storage	RESIDUE chg in storage	SOIL chg in storage	PERC	RUNOFF	PONDED	Etcum	ERROR
360	37	24	1989	2.29	0	0.07	0	0	2.32	0	-0.24	0.13	0	0	10485.9	0
360	38	24	1989	2.54	0	-0.03	0	0	2.69	0	-0.25	0.13	0	0	10485.9	0
360	39	24	1989	0.25	0	0.32	0	0	0.04	0	-0.25	0.13	0	0	10486.2	0
360	40	24	1989	2.79	0	0.22	0	0	2.7	0	-0.26	0.13	0	0	10486.4	0
360	41	24	1989	0	0	0.34	0	0	-0.27	0	-0.2	0.13	0	0	10486.8	0
360	42	24	1989	0	0	0.12	0	0	-0.08	0	-0.17	0.13	0	0	10486.9	0
360	43	24	1989	0.51	0	0.32	0	0	0.26	0	-0.2	0.13	0	0	10487.2	0
360	44	24	1989	0.25	0	0.34	0	0	0	0	-0.22	0.13	0	0	10487.6	0
360	45	24	1989	6.1	0	-0.18	0	0	-1.37	0	4.31	0.13	3.2	0	10487.4	0
360	46	24	1989	2.03	0	-0.01	0	0	1.55	0	-0.16	0.13	0.52	0	10487.4	0
360	47	24	1989	0	0	0.41	0	0	-0.28	0	-0.26	0.13	0	0	10487.8	0
360	48	24	1989	0.25	0	0.15	0	0	0.29	0	-0.32	0.13	0	0	10487.9	0
360	49	24	1989	0	0	0.05	0	0	0.13	0	-0.32	0.13	0	0	10488	0
360	50	24	1989	0	0	0.13	0	0	-0.02	0	-0.25	0.13	0	0	10488.1	0
360	51	24	1989	0	0	-0.05	0	0	-0.38	0	0.11	0.13	0.19	0	10488.1	0
360	52	24	1989	14.99	0	-0.38	0	0	-7.84	0	0.05	0.13	23.02	0	10487.7	0
360	53	24	1989	0	0	0.2	0	0	-1.51	0	-0.17	0.13	1.35	0	10487.9	0
360	54	24	1989	0.25	0	0.61	0	0	-0.16	0	-0.32	0.13	0	0	10488.5	0
360	55	24	1989	0	0	0.66	0	0	-0.49	0	-0.31	0.13	0	0	10489.2	0
360	56	24	1989	0	0	0.39	0	0	-0.28	0	-0.24	0.13	0	0	10489.6	0
360	57	24	1989	1.02	0	0.09	0	0	1	0	-0.2	0.13	0	0	10489.7	0
360	58	24	1989	1.02	0	0.09	0	0	0.96	0	-0.16	0.13	0	0	10489.7	0
360	59	24	1989	0	0	0.03	0	0	0.01	0	-0.17	0.13	0	0	10489.8	0
360	60	24	1989	0.25	0	0.69	0	0	-0.38	0	-0.19	0.13	0	0	10490.5	0
360	61	24	1989	0.76	0	0.39	0	0	0.5	0	-0.26	0.13	0	0	10490.9	0
360	62	24	1989	0.51	0	0.12	0	0	0.5	0	-0.24	0.13	0	0	10491	0
360	63	24	1989	8.64	0	0.14	0	0	8.44	0	-0.07	0.13	0	0	10491.1	0
360	64	24	1989	5.08	0	-0.12	0	0	4.61	0	0.26	0.13	0.19	0	10491	0
360	65	24	1989	0	0	0.25	0	0	-0.17	0	-0.21	0.13	0	0	10491.3	0
360	66	24	1989	0	0	0.26	0	0	-0.15	0	-0.24	0.13	0	0	10491.5	0
360	67	24	1989	0	0	0.22	0	0	-0.14	0	-0.2	0.13	0	0	10491.7	0
360	68	24	1989	0	0	0.25	0	0	-0.24	0	-0.13	0.13	0	0	10492	0
360	69	24	1989	0	0	0.14	0	0	-0.52	0	0.13	0.13	0.13	0	10492.1	0
360	70	24	1989	0	0	0.07	0	0	-2.51	0	0.28	0.13	2.03	0	10492.2	0
360	71	24	1989	2.03	0	0.29	0	0	1.79	0	-0.17	0.13	0	0	10492.5	0
360	72	24	1989	0	0	0.31	0	0	-0.4	0	-0.15	0.13	0.11	0	10492.8	0
360	73	24	1989	0	0	-0.05	0	0	-14.09	0	0.15	0.13	13.86	0	10492.7	0
360	74	24	1989	0	0	3.14	0	0	-6.32	0	-2.94	0.13	6	0	10495.9	0
360	75	24	1989	0.51	0	2.61	0	0	0	0	-2.23	0.13	0	0	10498.5	0
360	76	24	1989	0	0	1.54	0	0	0	0	-1.67	0.13	0	0	10500	0
360	77	24	1989	13.97	0	0.73	0	0	13.7	0	-0.58	0.13	0	0	10500.7	0
360	78	24	1989	0	0	0.41	0	0	-0.34	0	-0.2	0.13	0	0	10501.2	0
360	79	24	1989	2.79	0	0.22	0	0	2.01	0	0.44	0.13	0	0	10501.4	0
360	80	24	1989	2.54	0	-0.02	0	0	1.8	0	0.64	0.13	0	0	10501.4	0
360	81	24	1989	0	0	0.45	0	0	-0.35	0	-0.23	0.13	0	0	10501.8	0
360	82	24	1989	0	0	0.23	0	0	-2.92	0	2.56	0.13	0	0	10502	0
360	83	24	1989	4.32	0	0.19	0	0	1.73	0	2.27	0.13	0	0	10502.2	0
360	84	24	1989	0.25	0	-0.21	0	0	-10.41	0	2.24	0.13	8.51	0	10502	0
360	85	24	1989	0	0	0.15	0	0	-5.22	0	0.73	0.12	4.22	0	10502.2	0
360	86	24	1989	0	0	1.53	0	0	0	0	-1.65	0.12	0	0	10503.7	0
360	87	24	1989	1.27	0	3.18	0	0	0	0	-2.03	0.12	0	0	10506.9	0
360	88	24	1989	0	0	4.37	0	0	0	0	-4.49	0.12	0	0	10511.2	0
360	89	24	1989	20.83	0	1.65	0	0	0	0	19.06	0.12	0	0	10512.9	0
360	90	24	1989	15.75	0	1.3	0	0	0	0	14.32	0.12	0	0	10514.2	0
360	91	24	1989	1.52	0	2.45	0	0	0	0	-1.05	0.12	0	0	10516.6	0
360	92	24	1989	0	0	2	0.02	0	0	0	-2.12	0.12	0	0	10518.6	0
360	93	24	1989	8.38	0.01	1.17	0	0	0	0	7.07	0.12	0	0	10519.8	0.01
360	94	24	1989	3.56	0	1.44	0.03	0	0	0	1.99	0.12	0	0	10521.2	0
360	95	24	1989	5.59	0	2.55	0.05	0	0	0	2.91	0.12	0	0	10523.8	0.01
360	96	24	1989	0.76	0	3.13	0.06	0	0	0	-2.49	0.12	0	0	10526.9	0
360	97	24	1989	2.79	0	3.4	0.05	0	0	0	-0.72	0.12	0	0	10530.3	-0.01
360	98	24	1989	0	0	3.55	0.11	0	0	0	-3.67	0.12	0	0	10533.9	0
360	99	24	1989	2.54	0	2.34	0.08	0	0	0	0.08	0.12	0	0	10536.2	0
360	100	24	1989	1.52	0	1.61	0	0	0	0	-0.2	0.12	0	0	10537.8	-0.01
360	101	24	1989	1.02	0	1.66	0	0	0	0	-0.76	0.12	0	0	10539.5	0
360	102	24	1989	0	0	2.16	0.28	0	0	0	-2.28	0.12	0	0	10541.7	0
360	103	24	1989	3.3	0	2.85	0.14	0	0	0	0.35	0.12	0	0	10544.5	-0.01
360	104	24	1989	0	0	1.73	0.32	0	0	0	-1.84	0.12	0	0	10546.2	-0.01
360	105	24	1989	1.02	0	3.2	0.46	0	0	0	-2.3	0.12	0	0	10549.4	-0.01
360	106	24	1989	0	0	3.86	0.57	0	0	0	-3.97	0.12	0	0	10553.3	-0.01
360	107	24	1989	2.79	0	2.73	0.51	0	0	0	-0.04	0.12	0	0	10556	-0.02
360	108	24	1989	0	0	3.57	0.46	0	0	0	-3.68	0.12	0	0	10559.6	-0.02
360	109	24	1989	0	0	4.34	0.56	0	0	0	-4.45	0.12	0	0	10563.9	-0.01
360	110	24	1989	0	0	2.72	0.64	0	0	0	-2.82	0.12	0	0	10566.7	-0.02
360	111	24	1989	0	0	3.03	0.76	0	0	0	-3.13	0.12	0	0	10569.7	-0.02
360	112	24	1989	0	0	4.06	0	0	0	0	-4.16	0.12	0	0	10573.7	-0.02
360	113	24	1989	0	0	3.42	0.49	0	0	0	-3.55	0.12	0	0	10577.2	0.01
360	114	24	1989	0	0	4.44	0.8	0	0	0	-4.56	0.12	0	0	10581.6	0
360	115	24	1989	0	0	4.26	1.2	0	0	0	-4.37	0.12	0	0	10585.9	-0.01
360	116	24	1989	0	0	4.36	1.46	0	0	0	-4.46	0.12	0	0	10590.2	-0.01
360	117	24	1989	0	0	2.93	1.63	0	0	0	-3.05	0.12	0	0	10593.2	-0.01
360	118	24	1989	0	0	1.78	1.49	0	0	0	-1.89	0.12	0	0	10594.9	-0.01
360	119	24	1989	3.81	0	3.16	0.78	0	0	0	0.53	0.12	0	0	10598.1	-0.01
360	120	24	1989	0	0	2.46	1.51	0	0	0	-2.57	0.12	0	0	10600.6	-0.01
360	121	24	1989	11.43	0	2.71	0.53	0	0	0	8.62	0.12	0	0	10603.3	-0.02
360	122	24	1989	9.14	0	4.05	0.43	0	0	0	5.01	0.12	0	0	10607.3	-0.03
360	123	24	1989	0.25	0	4.2	1.02	0	0	0	-4.01	0.12	0	0	10611.5	-0.05
360	124	24	1989	0	0	3.45	1.7	0	0	0	-3.56	0.12	0	0	10615	-0.02
360	125	24	1989	2.54	0	2.69	0.54	0	0	0	-0.26	0.12	0	0	10617.7	-0.02
360	126	24	1989	18.54	0	3.29	0.58	0	0	0	15.16	0.12	0	0	10620.9	-0.02
360	127	24	1989	2.54	0	2.53	0.07	0	0	0	-0.09	0.12	0	0	10623.5	-0.03
360	128	24	1989	5.08	0	3.31	0.31	0	0	0	1.66	0.12	0	0	10626.8	-0.01
360	129	24	1989	0	0	3.42	1.75	0	0	0	-3.52	0.12	0	0	10630.2	-0.01
360	130	24	1989	13.72	0	2.13	0.29	0	0	0	11.49	0.12	0	0	10632.3	-0.02
360	131	24	1989	8.64	0	2.02	0.09	0	0	0	6.53	0.12	0	0	10634.3	-0.03
360	132	24	1989	1.78	0	2.84	1.01	0	0	0	-1.16	0.12	0	0	10637.2	-0.02
360	133	24	1989	2.03	0	1.83	0.3	0	0	0	0.11	0.12	0	0	10639	-0.03
360	134	24	1989	1.27	0	4.51	1.68	0	0	0	-3.33	0.12	0	0	10643.5	-0.03
360	135	24	1989	0	0	2.76	1.75	0	0	0	-2.85	0.12	0	0	10646.3	-0.03
360	136	24	1989	0.25	0	1.8	1.24	0	0	0	-1.64	0.12	0	0	10648.1	-0.02
360	137	24	1989	0	0	2.84	2.09	0	0	0	-2.93	0.12	0	0	10650.9	-0.03
360	138	24	1989	0	0	2.21	1.79	0	0	0	-2.32	0.12	0	0	10653.1	-0.01
360	139	24	1989	0	0	4.83	3.17	0	0	0	-4.93	0.12	0	0	10658	-0.02

Attachment D-1
Honeywell
Wastebeds 9-15 SWSR Pre-Design Investigation
SHAW Output Data

RUN	DAY	HR	YR	PRECIP	precip INTRCP	ET	TRANSP	CANOPY chg in storage	SNOW chg in storage	RESIDUE chg in storage	SOIL chg in storage	PERC	RUNOFF	PONDED	Etcum	ERROR
360	140	24	1989	0	0	2.8	2.24	0	0	0	-2.91	0.12	0	0	10660.8	-0.01
360	141	24	1989	4.06	0	4.55	1.72	0	0	0	-0.57	0.12	0	0	10665.3	-0.04
360	142	24	1989	0	0	6.1	3.52	0	0	0	-6.19	0.12	0	0	10671.4	-0.03
360	143	24	1989	4.83	0	4.05	1.29	0	0	0	0.67	0.12	0	0	10675.5	-0.01
360	144	24	1989	7.37	0	4.46	1.24	0	0	0	2.8	0.12	0	0	10679.9	-0.01
360	145	24	1989	0.51	0	5.56	3.02	0	0	0	-5.14	0.12	0	0	10685.5	-0.03
360	146	24	1989	2.79	0	5.22	2.07	0	0	0	-2.52	0.12	0	0	10690.7	-0.03
360	147	24	1989	0.25	0	6.32	3.13	0	0	0	-6.15	0.12	0	0	10697	-0.03
360	148	24	1989	0	0	6.24	3.34	0	0	0	-6.33	0.12	0	0	10703.3	-0.02
360	149	24	1989	0	0	2.39	1.99	0	0	0	-2.49	0.12	0	0	10705.7	-0.01
360	150	24	1989	7.62	0	6.68	2.9	0	0	0	0.83	0.12	0	0	10712.3	-0.01
360	151	24	1989	3.81	0	6.19	2.38	0	0	0	-2.48	0.12	0	0	10718.5	-0.02
360	152	24	1989	21.59	0	5.98	2.22	0	0	0	15.53	0.12	0	0	10724.5	-0.04
360	153	24	1989	4.06	0	5.97	2.1	0	0	0	-1.98	0.12	0	0	10730.5	-0.03
360	154	24	1989	4.83	0	5.27	2.02	0	0	0	-0.52	0.12	0	0	10735.8	-0.04
360	155	24	1989	7.37	0	3.64	0.67	0	0	0	3.66	0.12	0	0	10739.4	-0.04
360	156	24	1989	0	0	5.47	3.33	0	0	0	-5.56	0.12	0	0	10744.9	-0.03
360	157	24	1989	2.54	0	3.86	1.45	0	0	0	-1.42	0.12	0	0	10748.7	-0.02
360	158	24	1989	0.76	0	6.1	3.6	0	0	0	-5.43	0.12	0	0	10754.8	-0.02
360	159	24	1989	0.25	0	2.81	2	0	0	0	-2.65	0.12	0	0	10757.6	-0.02
360	160	24	1989	7.37	0	5.49	2.05	0	0	0	1.79	0.12	0	0	10763.1	-0.04
360	161	24	1989	1.02	0	4.42	2.41	0	0	0	-3.48	0.12	0	0	10767.5	-0.04
360	162	24	1989	0	0	5.96	4.13	0	0	0	-6.04	0.12	0	0	10773.5	-0.04
360	163	24	1989	0	0	6.19	4.22	0	0	0	-6.3	0.12	0	0	10779.7	0
360	164	24	1989	8.13	0	4	0.71	0	0	0	4.03	0.12	0	0	10783.7	-0.02
360	165	24	1989	6.1	0	4.28	0.95	0	0	0	1.72	0.12	0	0	10788	-0.02
360	166	24	1989	2.79	0	4.21	1.14	0	0	0	-1.52	0.12	0	0	10792.2	-0.01
360	167	24	1989	4.06	0	4.82	1.65	0	0	0	-0.85	0.12	0	0	10797	-0.02
360	168	24	1989	22.86	0	5.51	2.07	0	0	0	17.28	0.12	0	0	10802.5	-0.04
360	169	24	1989	0.76	0	4.36	2.73	0	0	0	-3.68	0.12	0	0	10806.9	-0.04
360	170	24	1989	0	0	2.54	2.18	0	0	0	-2.6	0.12	0	0	10809.4	-0.05
360	171	24	1989	6.1	0	4.8	1.55	0	0	0	1.17	0.12	0	0	10814.2	0
360	172	24	1989	3.56	0	4.46	1.61	0	0	0	-0.99	0.12	0	0	10818.6	-0.04
360	173	24	1989	0	0	5.63	4.3	0	0	0	-5.73	0.12	0	0	10824.3	-0.02
360	174	24	1989	1.02	0	4.82	3.07	0	0	0	-3.87	0.12	0	0	10829.1	-0.05
360	175	24	1989	3.3	0	4.46	1.39	0	0	0	-1.19	0.12	0	0	10833.6	-0.08
360	176	24	1989	0	0	3.47	2.84	0	0	0	-3.51	0.12	0	0	10837	-0.07
360	177	24	1989	0	0	5.17	3.51	0	0	0	-5.23	0.12	0	0	10842.2	-0.05
360	178	24	1989	20.07	0	4.7	1.49	0	0	0	15.32	0.12	0	0	10846.9	-0.07
360	179	24	1989	8.89	0	6.36	2.41	0	0	0	2.48	0.12	0	0	10853.2	-0.06
360	180	24	1989	0	0	3.87	2.72	0	0	0	-3.92	0.12	0	0	10857.1	-0.06
360	181	24	1989	0	0	3.21	2.74	0	0	0	-3.29	0.12	0	0	10860.3	-0.03
360	182	24	1989	0	0	3.3	2.93	0	0	0	-3.41	0.12	0	0	10863.6	-0.01
360	183	24	1989	0	0	6.11	4.73	0	0	0	-6.22	0.12	0	0	10869.7	-0.01
360	184	24	1989	0	0	3.58	2.51	0	0	0	-3.65	0.12	0	0	10873.3	-0.04
360	185	24	1989	3.3	0	4.43	0.64	0	0	0	-1.24	0.12	0	0	10877.7	0
360	186	24	1989	3.3	0	3.53	0.32	0	0	0	-0.3	0.12	0	0	10881.3	-0.05
360	187	24	1989	0	0	1.83	0.81	0	0	0	-1.89	0.12	0	0	10883.1	-0.05
360	188	24	1989	2.29	0	3.58	0.49	0	0	0	-1.34	0.12	0	0	10886.7	-0.08
360	189	24	1989	0	0	1.36	0.52	0	0	0	-1.42	0.12	0	0	10888	-0.05
360	190	24	1989	0	0	0.63	0.54	0	0	0	-0.73	0.12	0	0	10888.7	-0.02
360	191	24	1989	0.51	0	1.05	0.56	0	0	0	-0.63	0.12	0	0	10889.7	-0.03
360	192	24	1989	0	0	0.82	0.53	0	0	0	-0.89	0.12	0	0	10890.5	-0.05
360	193	24	1989	0	0	0.32	0.43	0	0	0	-0.4	0.12	0	0	10890.9	-0.03
360	194	24	1989	0	0	0.87	0.52	0	0	0	-0.95	0.12	0	0	10891.7	-0.04
360	195	24	1989	0	0	0.41	0.51	0	0	0	-0.5	0.12	0	0	10892.1	-0.03
360	196	24	1989	0	0	0.53	0.51	0	0	0	-0.62	0.12	0	0	10892.7	-0.03
360	197	24	1989	0	0	0.61	0.5	0	0	0	-0.69	0.12	0	0	10893.3	-0.03
360	198	24	1989	0	0	0.57	0.51	0	0	0	-0.65	0.12	0	0	10893.9	-0.04
360	199	24	1989	0	0	0.8	0.55	0	0	0	-0.87	0.12	0	0	10894.7	-0.05
360	200	24	1989	9.14	0	5.46	1.66	0	0	0	3.56	0.12	0	0	10900.1	0
360	201	24	1989	18.03	0.62	3.05	0.09	0	0	0	14.25	0.12	0	0	10903.2	-0.01
360	202	24	1989	0	0	5.54	3.79	0	0	0	-5	0.12	0	0	10908.7	-0.04
360	203	24	1989	17.02	0	3.85	0.71	0	0	0	13.06	0.12	0	0	10912.6	-0.02
360	204	24	1989	0	0	2.69	2.3	0	0	0	-2.72	0.12	0	0	10915.3	-0.09
360	205	24	1989	0	0	5.05	4.37	0	0	0	-5.1	0.12	0	0	10920.3	-0.06
360	206	24	1989	0	0	6.23	5.14	0	0	0	-6.3	0.12	0	0	10926.5	-0.05
360	207	24	1989	0	0	5.88	4.66	0	0	0	-5.96	0.12	0	0	10932.4	-0.04
360	208	24	1989	2.03	0	4.94	2.07	0	0	0	-2.98	0.12	0	0	10937.4	-0.05
360	209	24	1989	0.25	0	2.76	0.73	0	0	0	-2.55	0.12	0	0	10940.1	-0.07
360	210	24	1989	0	0	1.8	0.71	0	0	0	-1.86	0.12	0	0	10941.9	-0.06
360	211	24	1989	0	0	1.18	0.61	0	0	0	-1.28	0.12	0	0	10943.1	-0.02
360	212	24	1989	0	0	0.23	0.43	0	0	0	-0.33	0.12	0	0	10943.3	-0.02
360	213	24	1989	0	0	0.9	0.52	0	0	0	-0.98	0.12	0	0	10944.2	-0.04
360	214	24	1989	7.11	0	4.11	0.42	0	0	0	2.9	0.12	0	0	10948.3	-0.03
360	215	24	1989	0	0	1.82	0.47	0	0	0	-1.92	0.12	0	0	10950.2	-0.03
360	216	24	1989	43.94	0	5.97	2.42	0	0	0	37.89	0.12	0	0	10956.1	-0.04
360	217	24	1989	0.25	0	3.25	2.45	0	0	0	-3.06	0.12	0	0	10959.4	-0.06
360	218	24	1989	0.25	0	4.45	3.34	0	0	0	-4.25	0.12	0	0	10963.8	-0.06
360	219	24	1989	0	0	4.5	2.73	0	0	0	-4.56	0.12	0	0	10968.3	-0.07
360	220	24	1989	0	0	5.11	3.6	0	0	0	-5.18	0.12	0	0	10973.5	-0.05
360	221	24	1989	0	0	4.26	3.42	0	0	0	-4.35	0.12	0	0	10977.7	-0.03
360	222	24	1989	0	0	3.55	3.01	0	0	0	-3.63	0.12	0	0	10981.3	-0.04
360	223	24	1989	0.25	0	4.23	3.2	0	0	0	-4.06	0.12	0	0	10985.5	-0.04
360	224	24	1989	2.79	0	4.46	1.54	0	0	0	-1.78	0.12	0	0	10990	-0.01
360	225	24	1989	1.27	0	2.42	1.28	0	0	0	-1.27	0.12	0	0	10992.4	0
360	226	24	1989	0	0	3.19	2.52	0	0	0	-3.25	0.12	0	0	10995.6	-0.06
360	227	24	1989	0	0	2.76	1.43	0	0	0	-2.84	0.12	0	0	10998.3	-0.04
360	228	24	1989	2.03	0	2.65	0.34	0	0	0	-0.67	0.12	0	0	11001	-0.06
360	229	24	1989	0	0	2.02	0.52	0	0	0	-2.09	0.12	0	0	11003	-0.06
360	230	24	1989	0	0	1.33	0.46	0	0	0	-1.4	0.12	0	0	11004.3	-0.05
360	231	24	1989	8.89	0.22	2.22	0.08	0	0	0	6.33	0.12	0	0	11006.5	0
360	232	24	1989	0.25	0	3.3	2.15	0	0	0	-2.92	0.12	0	0	11009.8	-0.03
360	233	24	1989	0	0	1.06	0.55	0	0	0	-1.18	0.12	0	0	11010.9	0
360	234	24	1989	0	0	1.13	0.35	0	0	0	-1.21	0.12	0	0	11012	-0.05
360	235	24	1989	0	0	1.23	0.29	0	0	0	-1.3	0.12	0	0	11013.3	-0.05
360	236	24	1989	0	0	1.26	0.29	0	0	0	-1.33	0.12	0	0	11014.5	-0.05
360	237	24	1989	0	0	1	0.3	0	0	0	-1.08	0.12	0	0	11015.5	-0.04
360	238	24	1989	0	0	0.63	0.3	0	0	0	-0.74	0.12	0	0	11016.2	-0.01
360	239	24	1989	0	0	0.16	0.22	0	0	0	-0.28	0.12	0	0	11016.3	-0.01
360	240	24	1989	0	0	0.14	0.22	0	0	0	-0.26	0.12	0	0	11016.5	-0.01
360	241	24	1989	1.02	0	0.95	0.13	0	0	0	-0.05	0.12	0	0	11017.4	-0.01
360	242	24	1989	0	0	0.16	0.14	0	0	0	-0.26	0.12	0	0	11017.6	-0.02

Attachment D-1
Honeywell
Wastebeds 9-15 SWSR Pre-Design Investigation
SHAW Output Data

RUN	DAY	HR	YR	PRECIP	precip INTRCP	ET	TRANSP	CANOPY chg in storage	SNOW chg in storage	RESIDUE chg in storage	SOIL chg in storage	PERC	RUNOFF	PONDED	Etcum	ERROR
360	243	24	1989	0	0	0.45	0.13	0	0	0	-0.53	0.12	0	0	11018	-0.04
360	244	24	1989	6.86	0	3.4	0.44	0	0	0	3.34	0.12	0	0	11021.4	-0.01
360	245	24	1989	0.51	0	2.08	0.07	0	0	0	-1.65	0.12	0	0	11023.5	-0.05
360	246	24	1989	0	0	1.38	0.09	0	0	0	-1.46	0.12	0	0	11024.9	-0.03
360	247	24	1989	0	0	0.79	0.08	0	0	0	-0.89	0.12	0	0	11025.7	-0.03
360	248	24	1989	0	0	-0.03	0.05	0	0	0	-0.08	0.12	0	0	11025.6	-0.01
360	249	24	1989	0	0	0.21	0.07	0	0	0	-0.33	0.12	0	0	11025.8	-0.01
360	250	24	1989	0	0	-0.18	0.05	0	0	0	0.07	0.12	0	0	11025.7	-0.01
360	251	24	1989	0	0	0.4	0.07	0	0	0	-0.49	0.12	0	0	11026.1	-0.03
360	252	24	1989	0	0	-0.34	0.04	0	0	0	0.23	0.12	0	0	11025.7	-0.01
360	253	24	1989	5.08	0	2.88	0.05	0	0	0	2.12	0.12	0	0	11028.6	-0.05
360	254	24	1989	0	0	1.16	0.02	0	0	0	-1.24	0.12	0	0	11029.8	-0.05
360	255	24	1989	0	0	0.97	0.03	0	0	0	-1.06	0.12	0	0	11030.7	-0.04
360	256	24	1989	0	0	0.74	0.04	0	0	0	-0.84	0.12	0	0	11031.5	-0.03
360	257	24	1989	45.21	0	2.46	0.21	0	0	0	42.63	0.12	0	0	11033.9	0
360	258	24	1989	4.83	0.2	2.28	0.09	0	0	0	2.24	0.12	0	0	11036.2	-0.02
360	259	24	1989	9.65	0.3	2.08	0	0	0	0	7.35	0.12	0	0	11038.3	0
360	260	24	1989	1.78	0	2.27	0.26	0	0	0	-0.3	0.12	0	0	11040.6	-0.01
360	261	24	1989	0	0	3.26	2.23	0	0	0	-3.34	0.12	0	0	11043.8	-0.05
360	262	24	1989	44.96	0.49	1.58	0.05	0	0	0	42.78	0.12	0	0	11045.4	-0.02
360	263	24	1989	15.75	0.16	2.15	0	0	0	0	13.8	0.12	0	0	11047.6	0
360	264	24	1989	0	0	2.84	1.79	0	0	0	-2.75	0.12	0	0	11050.4	-0.05
360	265	24	1989	4.83	0	2.65	0.83	0	0	0	2.09	0.12	0	0	11053	-0.04
360	266	24	1989	11.94	0	4.55	1.49	0	0	0	7.33	0.12	0	0	11057.6	-0.06
360	267	24	1989	0	0	3.1	1.19	0	0	0	-3.19	0.12	0	0	11060.7	-0.03
360	268	24	1989	0	0	2.86	1.64	0	0	0	-2.96	0.12	0	0	11063.6	-0.03
360	269	24	1989	0	0	2.41	1.4	0	0	0	-2.52	0.12	0	0	11066	-0.02
360	270	24	1989	0	0	2.46	0.99	0	0	0	-2.55	0.12	0	0	11068.4	-0.03
360	271	24	1989	0	0	3.06	1.82	0	0	0	-3.16	0.12	0	0	11071.5	-0.02
360	272	24	1989	0	0	2.52	1.71	0	0	0	-2.63	0.12	0	0	11074	-0.02
360	273	24	1989	0	0	1.36	0.83	0	0	0	-1.46	0.12	0	0	11075.4	-0.02
360	274	24	1989	0	0	2.23	1.38	0	0	0	-2.3	0.12	0	0	11077.6	-0.05
360	275	24	1989	4.32	0	1.77	0.32	0	0	0	2.46	0.12	0	0	11079.4	-0.03
360	276	24	1989	0.76	0	4.21	1.56	0	0	0	-3.51	0.12	0	0	11083.6	-0.07
360	277	24	1989	0	0	3.26	1.11	0	0	0	-3.33	0.12	0	0	11086.8	-0.05
360	278	24	1989	0	0	2.54	1.18	0	0	0	-2.64	0.12	0	0	11089.4	-0.02
360	279	24	1989	3.05	0	2.71	0.68	0	0	0	0.22	0.12	0	0	11092.1	-0.01
360	280	24	1989	0.51	0	2.91	0.83	0	0	0	-2.47	0.12	0	0	11095	-0.06
360	281	24	1989	1.78	0	1.56	0.09	0	0	0	0.12	0.12	0	0	11096.6	-0.03
360	282	24	1989	1.52	0	1.45	0.08	0	0	0	-0.02	0.12	0	0	11098	-0.02
360	283	24	1989	0.76	0	1.94	0.67	0	0	0	-1.28	0.12	0	0	11100	-0.02
360	284	24	1989	0	0	0.81	0.35	0	0	0	-0.91	0.12	0	0	11100.8	-0.02
360	285	24	1989	0	0	1.23	0.67	0	0	0	-1.29	0.12	0	0	11102	-0.07
360	286	24	1989	0	0	1.48	0.63	0	0	0	-1.54	0.12	0	0	11103.5	-0.07
360	287	24	1989	13.46	0	1.26	0.05	0	0	0	12.12	0.12	0	0	11104.7	-0.04
360	288	24	1989	3.81	0	1.81	0.39	0	0	0	1.9	0.12	0	0	11106.5	-0.03
360	289	24	1989	1.02	0	2.58	0.9	0	0	0	-1.61	0.12	0	0	11109.1	-0.07
360	290	24	1989	17.02	0	2.03	0.19	0	0	0	14.93	0.12	0	0	11111.2	-0.06
360	291	24	1989	0.51	0	1.22	0.06	0	0	0	-0.81	0.12	0	0	11112.4	-0.03
360	292	24	1989	6.6	0	1.43	0	0	0	0	5.09	0.12	0	0	11113.8	-0.03
360	293	24	1989	25.65	0	1.74	0.12	0	0	0	23.82	0.12	0	0	11115.5	-0.02
360	294	24	1989	0.25	0	2.14	0.25	0	0	0	-2	0.12	0	0	11117.7	-0.01
360	295	24	1989	3.56	0	1.37	0.06	0	0	0	2.07	0.12	0	0	11119.1	-0.01
360	296	24	1989	0	0	0.98	0.34	0	0	0	-1.08	0.12	0	0	11120	-0.02
360	297	24	1989	0	0	0.8	0.33	0	0	0	-0.92	0.12	0	0	11120.8	0
360	298	24	1989	0	0	0.66	0.24	0	0	0	-0.77	0.12	0	0	11121.5	-0.02
360	299	24	1989	0	0	0.92	0.17	0	0	0	-1.03	0.12	0	0	11122.4	-0.01
360	300	24	1989	0	0	1.52	0.19	0	0	0	-1.63	0.12	0	0	11123.9	-0.01
360	301	24	1989	0	0	0.72	0.12	0	0	0	-0.83	0.12	0	0	11124.6	-0.01
360	302	24	1989	0	0	1.14	0.13	0	0	0	-1.25	0.12	0	0	11125.8	-0.01
360	303	24	1989	0	0	1.39	0.07	0	0	0	-1.5	0.12	0	0	11127.2	-0.01
360	304	24	1989	19.05	0	1.79	0.01	0	0	0	17.16	0.12	0	0	11129	-0.01
360	305	24	1989	0	0	3.79	0	0	0	0	-3.91	0.12	0	0	11132.7	0
360	306	24	1989	0	0	1.7	0	0	0	0	-1.82	0.12	0	0	11134.4	0
360	307	24	1989	7.87	0	1.83	0	0	0	0	5.93	0.12	0	0	11136.3	0
360	308	24	1989	0	0	1.75	0	0	0	0	-1.87	0.12	0	0	11138	0
360	309	24	1989	0	0	1.28	0	0	0	0	-1.4	0.12	0	0	11139.3	0
360	310	24	1989	1.27	0	1.53	0	0	0	0	-0.38	0.12	0	0	11140.8	0
360	311	24	1989	5.33	0	0.92	0	0	0	0	4.29	0.12	0	0	11141.8	0
360	312	24	1989	0.25	0	0.81	0	0	0	0	-0.68	0.12	0	0	11142.6	0
360	313	24	1989	4.32	0	1.34	0	0	0	0	2.86	0.12	0	0	11143.9	0
360	314	24	1989	1.52	0	2.03	0	0	0	0	-0.62	0.12	0	0	11145.9	0
360	315	24	1989	3.05	0	1.94	0	0	0	0	0.99	0.12	0	0	11147.9	0
360	316	24	1989	0.76	0	2.07	0	0	0	0	-1.43	0.12	0	0	11149.9	0
360	317	24	1989	0	0	1.7	0	0	0	0	-1.82	0.12	0	0	11151.6	0
360	318	24	1989	0	0	2.04	0	0	0	0	-2.16	0.12	0	0	11153.7	0
360	319	24	1989	0.25	0	1.56	0	0	0	0	-1.43	0.12	0	0	11155.3	0
360	320	24	1989	22.1	0	3.07	0	0	0	0	18.91	0.12	0	0	11158.3	0
360	321	24	1989	0	0	3.81	0	0	0	0	-3.93	0.12	0	0	11162.1	0
360	322	24	1989	0.25	0	3.53	0	0	0	0	-3.38	0.12	0	0	11165.7	-0.02
360	323	24	1989	0.76	0	1.03	0	0	0.74	0	-1.13	0.12	0	0	11166.7	0
360	324	24	1989	13.72	0	-0.17	0	0	-0.74	0	-0.03	0.12	14.57	0	11166.5	-0.04
360	325	24	1989	3.05	0	1.97	0	0	2.83	0	-1.87	0.12	0	0	11168.5	0
360	326	24	1989	0.25	0	0.09	0	0	0.53	0	-0.48	0.12	0	0	11168.6	0
360	327	24	1989	0	0	0.17	0	0	0.16	0	-0.45	0.12	0	0	11168.7	0
360	328	24	1989	0	0	0.48	0	0	-0.17	0	-0.43	0.12	0	0	11169.2	0
360	329	24	1989	0	0	0.19	0	0	-0.63	0	-0.28	0.12	0.59	0	11169.4	0
360	330	24	1989	3.56	0	-0.27	0	0	-2.72	0	-0.04	0.12	6.11	0.36	11169.2	0
360	331	24	1989	0	0	1.03	0	0	0	0	-1.02	0.12	0	0.23	11170.2	0
360	332	24	1989	0.25	0	2.17	0	0	0	0	-2.26	0.12	0.48	0	11172.4	-0.03
360	333	24	1989	0.76	0	1.55	0	0	0.75	0	-1.65	0.12	0	0	11173.9	0
360	334	24	1989	1.27	0	0.15	0	0	1.53	0	-0.53	0.12	0	0	11174.1	0
360	335	24	1989	0.25	0	0.06	0	0	0.62	0	-0.54	0.12	0	0	11174.1	0
360	336	24	1989	0	0	0.12	0	0	0.22	0	-0.45	0.12	0	0	11174.2	0
360	337	24	1989	0.51	0	0.51	0	0	0.31	0	-0.43	0.12	0	0	11174.7	0
360	338	24	1989	0.51	0	0.19	0	0	0.65	0	-0.46	0.12	0	0	11174.9	0
360	339	24	1989	0	0	0.13	0	0	0.15	0	-0.4	0.12	0	0	11175.1	0
360	340	24	1989	5.08	0	-0.02	0	0	5.2	0	-0.22	0.12	0	0	11175.1	0
360	341	24	1989	2.29	0	0.33	0	0	2.11	0	-0.27	0.12	0	0	11175.4	0
360	342	24	1989	0	0	0.02	0	0	0.17	0	-0.3	0.12	0	0	11175.4	0
360	343	24	1989	0	0	0	0	0	0.22	0	-0.34	0.12	0	0	11175.4	0
360	344	24	1989	0	0	-0.02	0	0	0.17	0	-0.27	0.12	0	0	11175.4	0
360	345	24	1989	0.76	0	-0.02	0	0	0.89	0	-0.22	0.12	0	0	11175.4	0

Attachment D-1
Honeywell
Wastebeds 9-15 SWSR Pre-Design Investigation
SHAW Output Data

RUN	DAY	HR	YR	PRECIP	precip INTRCP	ET	TRANSP	CANOPY chg in storage	SNOW chg in storage	RESIDUE chg in storage	SOIL chg in storage	PERC	RUNOFF	PONDED	Etcum	ERROR
360	346	24	1989	0	0	-0.06	0	0	0.25	0	-0.31	0.12	0	0	11175.3	0
360	347	24	1989	0	0	0.06	0	0	0.14	0	-0.32	0.12	0	0	11175.4	0
360	348	24	1989	0	0	0.02	0	0	0.22	0	-0.35	0.12	0	0	11175.4	0
360	349	24	1989	2.29	0	0.03	0	0	2.38	0	-0.24	0.12	0	0	11175.4	0
360	350	24	1989	2.29	0	-0.07	0	0	2.44	0	-0.19	0.12	0	0	11175.3	0
360	351	24	1989	3.05	0	-0.05	0	0	3.16	0	-0.17	0.12	0	0	11175.3	0
360	352	24	1989	0	0	0.11	0	0	-0.04	0	-0.19	0.12	0	0	11175.4	0
360	353	24	1989	0.51	0	-0.01	0	0	0.61	0	-0.21	0.12	0	0	11175.4	0
360	354	24	1989	1.27	0	-0.05	0	0	1.4	0	-0.2	0.12	0	0	11175.3	0
360	355	24	1989	3.56	0	0	0	0	3.64	0	-0.2	0.12	0	0	11175.3	0
360	356	24	1989	0	0	-0.01	0	0	0.09	0	-0.19	0.12	0	0	11175.3	0
360	357	24	1989	0.25	0	0.01	0	0	0.32	0	-0.2	0.12	0	0	11175.3	0
360	358	24	1989	0.25	0	0	0	0	0.34	0	-0.2	0.12	0	0	11175.3	0
360	359	24	1989	0.76	0	-0.09	0	0	0.92	0	-0.18	0.12	0	0	11175.2	0
360	360	24	1989	1.78	0	-0.18	0	0	2.02	0	-0.18	0.12	0	0	11175	0
360	361	24	1989	0.25	0	-0.04	0	0	0.38	0	-0.21	0.12	0	0	11175	0
360	362	24	1989	6.1	0	-0.09	0	0	6.24	0	-0.18	0.12	0	0	11174.9	0
360	363	24	1989	3.05	0	-0.05	0	0	3.14	0	-0.16	0.12	0	0	11174.9	0
360	364	24	1989	1.52	0	0.04	0	0	1.51	0	-0.15	0.12	0	0	11174.9	0
360	365	24	1989	17.78	0	-0.16	0	0	-7.85	0	7.15	0.12	18.52	0	11174.8	0
360	1	24	1990	1.27	0	0.47	0	0	0.83	0	-0.15	0.12	0	0	11175.2	0
360	2	24	1990	0	0	-0.01	0	0	0.08	0	-0.19	0.12	0	0	11175.2	0
360	3	24	1990	0	0	0.04	0	0	0.01	0	-0.17	0.12	0	0	11175.3	0
360	4	24	1990	0.25	0	-0.13	0	0	-3.12	0	0.03	0.12	3.35	0	11175.1	0
360	5	24	1990	0	0	0.04	0	0	0	0	-0.17	0.12	0	0	11175.2	0
360	6	24	1990	0.25	0	-0.03	0	0	0.38	0	-0.22	0.12	0	0	11175.1	0
360	7	24	1990	0	0	-0.02	0	0	0.1	0	-0.2	0.12	0	0	11175.1	0
360	8	24	1990	0	0	-0.01	0	0	-0.89	0	-0.11	0.12	0.88	0	11175.1	0
360	9	24	1990	1.02	0	-0.09	0	0	0.88	0	-0.15	0.12	0.26	0	11175	0
360	10	24	1990	6.1	0	-0.15	0	0	0.63	0	-0.05	0.12	5.55	0	11174.9	0
360	11	24	1990	2.29	0	-0.12	0	0	0.76	0	-0.08	0.12	1.61	0	11174.7	0
360	12	24	1990	1.27	0	0.01	0	0	1.3	0	-0.16	0.12	0	0	11174.8	0
360	13	24	1990	0.25	0	0.09	0	0	0.23	0	-0.18	0.12	0	0	11174.8	0
360	14	24	1990	0.25	0	0.09	0	0	0.22	0	-0.18	0.12	0	0	11174.9	0
360	15	24	1990	0.25	0	0.03	0	0	0.23	0	-0.13	0.12	0	0	11175	0
360	16	24	1990	1.02	0	-0.07	0	0	-1.46	0	0.09	0.12	2.33	0	11174.9	0
360	17	24	1990	1.02	0	-0.55	0	0	-11.6	0	0.16	0.12	12.87	0	11174.4	0
360	18	24	1990	5.59	0	-0.53	0	0	-13.49	0	1.09	0.12	18.39	0	11173.8	0
360	19	24	1990	0	0	1.43	0	0	-1.27	0	-0.29	0.13	0	0	11175.3	0
360	20	24	1990	0	0	0.31	0	0	-0.23	0	-0.2	0.13	0	0	11175.6	0
360	21	24	1990	2.03	0	0.1	0	0	-0.9	0	-0.21	0.13	2.91	0	11175.7	0
360	22	24	1990	1.52	0	-0.06	0	0	-0.14	0	-0.23	0.13	1.83	0	11175.6	0
360	23	24	1990	0	0	0.02	0	0	-1.5	0	-0.08	0.13	1.43	0	11175.6	0
360	24	24	1990	0.76	0	-0.03	0	0	-5.33	0	0.14	0.13	5.86	0	11175.6	0
360	25	24	1990	0.25	0	0.84	0	0	0	0	-0.71	0.13	0	0	11176.4	0
360	26	24	1990	2.29	0	1.74	0	0	0	0	0.42	0.13	0	0	11178.2	0
360	27	24	1990	0	0	1.8	0	0	0	0	-1.93	0.13	0	0	11180	0
360	28	24	1990	0	0	2.2	0	0	0	0	-2.33	0.13	0	0	11182.2	0
360	29	24	1990	21.59	0	0.1	0	0	21.71	0	-0.35	0.13	0	0	11182.3	0
360	30	24	1990	4.83	0	-0.25	0	0	5.17	0	-0.22	0.13	0	0	11182	0
360	31	24	1990	0	0	-0.01	0	0	0.08	0	-0.2	0.13	0	0	11182	0
360	32	24	1990	1.52	0	-0.13	0	0	1.39	0	0.13	0.13	0	0	11181.9	0
360	33	24	1990	18.8	0	-0.15	0	0	19.03	0	-0.22	0.13	0	0	11181.7	0
360	34	24	1990	0.25	0	0	0	0	0.31	0	-0.19	0.13	0	0	11181.7	0
360	35	24	1990	7.87	0	-0.07	0	0	8.01	0	-0.2	0.13	0	0	11181.7	0
360	36	24	1990	0.25	0	-0.14	0	0	0.44	0	-0.18	0.13	0	0	11181.5	0
360	37	24	1990	0	0	-0.15	0	0	0.19	0	-0.18	0.13	0	0	11181.4	0
360	38	24	1990	0	0	-0.18	0	0	0.02	0	0.03	0.13	0	0	11181.2	0
360	39	24	1990	0	0	-0.09	0	0	-0.96	0	0.91	0.13	0	0	11181.1	0
360	40	24	1990	2.03	0	-0.28	0	0	-8.23	0	3.97	0.14	6.44	0	11180.8	0
360	41	24	1990	9.14	0	-0.03	0	0	-4.73	0	-0.08	0.14	13.85	0	11180.8	0
360	42	24	1990	0	0	0.02	0	0	-0.86	0	-0.14	0.14	0.85	0	11180.8	0
360	43	24	1990	0	0	0.07	0	0	-0.31	0	-0.15	0.14	0.25	0	11180.9	0
360	44	24	1990	0	0	0.11	0	0	-7.96	0	-0.08	0.14	7.79	0	11181	0
360	45	24	1990	0.76	0	0.18	0	0	-4.84	0	-0.1	0.14	5.39	0	11181.2	0
360	46	24	1990	41.15	0	-0.02	0	0	41.1	0	-0.19	0.14	0.12	0	11181.2	0
360	47	24	1990	5.84	0	-0.26	0	0	0.92	0	-0.1	0.14	5.15	0	11180.9	0
360	48	24	1990	0	0	0.81	0	0	-0.81	0	-0.13	0.14	0	0	11181.7	0
360	49	24	1990	0	0	0.39	0	0	-0.37	0	-0.16	0.14	0	0	11182.1	0
360	50	24	1990	0.51	0	0.63	0	0	-0.11	0	-0.16	0.14	0	0	11182.7	0
360	51	24	1990	0	0	0.54	0	0	-0.51	0	-0.17	0.14	0	0	11183.3	0
360	52	24	1990	0	0	0.21	0	0	-1.03	0	-0.16	0.14	0.84	0	11183.5	0
360	53	24	1990	3.3	0	-0.05	0	0	-13.33	0	-0.12	0.14	16.65	0	11183.4	0
360	54	24	1990	0.76	0	-0.17	0	0	-14.99	0	-0.1	0.14	15.87	0	11183.3	0
360	55	24	1990	0.25	0	0.36	0	0	-0.34	0	-0.18	0.14	0.28	0	11183.6	0
360	56	24	1990	4.57	0	0.39	0	0	4.26	0	-0.22	0.14	0	0	11184	0
360	57	24	1990	0.25	0	0.06	0	0	0.23	0	-0.18	0.14	0	0	11184.1	0
360	58	24	1990	1.78	0	0.04	0	0	1.76	0	-0.16	0.14	0	0	11184.1	0
360	59	24	1990	1.27	0	0.32	0	0	0.98	0	-0.17	0.14	0	0	11184.4	0
360	60	24	1990	1.52	0	0.83	0	0	0.72	0	-0.16	0.14	0	0	11185.3	0
360	61	24	1990	0	0	0.46	0	0	-3.66	0	-0.14	0.15	3.2	0	11185.7	0
360	62	24	1990	0	0	0.43	0	0	-0.81	0	-0.18	0.15	0.41	0	11186.2	0
360	63	24	1990	0.51	0	0.48	0	0	0.11	0	-0.22	0.15	0	0	11186.6	0
360	64	24	1990	0.25	0	0.26	0	0	0.05	0	-0.2	0.15	0	0	11186.9	0
360	65	24	1990	0	0	0.65	0	0	-0.58	0	-0.22	0.15	0	0	11187.5	0
360	66	24	1990	0	0	0.25	0	0	-0.17	0	-0.22	0.15	0	0	11187.8	0
360	67	24	1990	0	0	0.31	0	0	-0.28	0	-0.18	0.15	0	0	11188.1	0
360	68	24	1990	0	0	0.18	0	0	-0.81	0	-0.15	0.15	0.63	0	11188.3	0
360	69	24	1990	0	0	-0.14	0	0	-10.73	0	-0.13	0.15	10.85	0	11188.1	0
360	70	24	1990	2.54	0	-0.22	0	0	-18.73	0	-0.14	0.15	21.49	0	11187.9	0
360	71	24	1990	24.64	0	-0.47	0	0	-11.31	0	-0.02	0.15	36.29	0	11187.5	0
360	72	24	1990	0.25	0	0.09	0	0	0	0	-0.23	0.15	0.25	0	11187.5	0
360	73	24	1990	8.64	0	0.51	0	0	0	0	7.98	0.15	0	0	11188	0
360	74	24	1990	0	0	1.53	0	0	0	0	-1.69	0.15	0	0	11189.6	0
360	75	24	1990	0.25	0	2.79	0	0	0	0	-2.69	0.15	0	0	11192.4	0
360	76	24	1990	22.35	0	4.13	0	0	0	0	18.07	0.15	0	0	11196.5	0
360	77	24	1990	0.25	0	4.87	0	0	0	0	-4.77	0.15	0	0	11201.4	0
360	78	24	1990	5.08	0	2.05	0	0	0	0	2.88	0.15	0	0	11203.4	0
360	79	24	1990	11.68	0	2.6	0	0	0	0	8.93	0.15	0	0	11206	0
360	80	24	1990	0	0	3.94	0	0	0	0	-4.09	0.15	0	0	11210	0
360	81	24	1990	0	0	3.96	0	0	0	0	-4.11	0.15	0	0	11213.9	0
360	82	24	1990	2.03	0	4.41	0	0	0	0	-2.54	0.15	0	0	11218.3	0
360	83	24	1990	1.02	0	1.41	0	0	0.97	0	-1.52	0.15	0	0	11219.7	0

Attachment D-1
Honeywell
Wastebeds 9-15 SWSR Pre-Design Investigation
SHAW Output Data

RUN	DAY	HR	YR	PRECIP	precip INTRCP	ET	TRANSP	CANOPY chg in storage	SNOW chg in storage	RESIDUE chg in storage	SOIL chg in storage	PERC	RUNOFF	PONDED	Etcum	ERROR
360	84	24	1990	0	0	1.2	0	0	-0.97	0	-0.62	0.15	0.23	0	11220.9	0
360	85	24	1990	0.51	0	4.24	0	0	0	0	-3.89	0.15	0	0	11225.2	0
360	86	24	1990	0	0	3.77	0	0	0	0	-3.92	0.15	0	0	11229	0
360	87	24	1990	0	0	2.56	0	0	0	0	-2.72	0.16	0	0	11231.5	0
360	88	24	1990	0	0	2.87	0	0	0	0	-3.03	0.16	0	0	11234.4	0
360	89	24	1990	12.45	0	2.01	0	0	0	0	10.28	0.16	0	0	11236.4	0
360	90	24	1990	0	0	1.47	0	0	0	0	-1.63	0.16	0	0	11237.9	0
360	91	24	1990	11.43	0	0.96	0	0	0	0	10.32	0.16	0	0	11238.8	0
360	92	24	1990	3.05	0	2.23	0.01	0	0	0	0.65	0.16	0	0	11241.1	0.01
360	93	24	1990	9.65	0.02	1.57	0	0	0	0	7.91	0.16	0	0	11242.6	-0.01
360	94	24	1990	19.3	0.01	2.16	0	0	0	0	17.02	0.16	0	0	11244.8	-0.01
360	95	24	1990	5.08	0	3.2	0.02	0	0	0	1.74	0.16	0	0	11248	-0.01
360	96	24	1990	1.02	0	2.79	0	0	0	0	-1.93	0.16	0	0	11250.8	-0.01
360	97	24	1990	0	0	2.88	0.06	0	0	0	-3.04	0.16	0	0	11253.6	0
360	98	24	1990	0	0	3.49	0.11	0	0	0	-3.64	0.16	0	0	11257.1	-0.01
360	99	24	1990	0	0	3.02	0.27	0	0	0	-3.19	0.16	0	0	11260.2	0.01
360	100	24	1990	19.81	0	1.69	0.08	0	0	0	17.96	0.16	0	0	11261.8	0.01
360	101	24	1990	2.29	0	3.17	0.11	0	0	0	-1.03	0.16	0	0	11265	-0.01
360	102	24	1990	0	0	3.51	0	0	0	0	-3.67	0.16	0	0	11268.5	0
360	103	24	1990	0	0	1.96	0.23	0	0	0	-2.12	0.16	0	0	11270.5	0
360	104	24	1990	4.57	0	3.05	0.23	0	0	0	1.37	0.16	0	0	11273.5	0
360	105	24	1990	1.02	0	3.72	0.49	0	0	0	-2.86	0.16	0	0	11277.3	-0.01
360	106	24	1990	0	0	2.71	0.47	0	0	0	-2.86	0.16	0	0	11280	-0.01
360	107	24	1990	3.56	0	4.78	0.48	0	0	0	-1.36	0.16	0	0	11284.7	-0.02
360	108	24	1990	0	0	2.96	0.29	0	0	0	-3.1	0.16	0	0	11287.7	-0.03
360	109	24	1990	0	0	2.42	0.74	0	0	0	-2.57	0.16	0	0	11290.1	-0.01
360	110	24	1990	5.59	0	5.18	0.83	0	0	0	0.26	0.16	0	0	11295.3	-0.01
360	111	24	1990	4.57	0	2.5	0.23	0	0	0	1.93	0.16	0	0	11297.8	-0.02
360	112	24	1990	0	0	2.27	0.77	0	0	0	-2.39	0.16	0	0	11300.1	-0.04
360	113	24	1990	0	0	4.37	1.27	0	0	0	-4.52	0.16	0	0	11304.5	0
360	114	24	1990	0	0	2.49	1.1	0	0	0	-2.63	0.16	0	0	11306.9	-0.02
360	115	24	1990	12.95	0	2.05	0.68	0	0	0	10.77	0.16	0	0	11309	-0.03
360	116	24	1990	0	0	3.11	1.51	0	0	0	-3.27	0.16	0	0	11312.1	0
360	117	24	1990	0	0	3.58	1.61	0	0	0	-3.7	0.16	0	0	11315.7	-0.04
360	118	24	1990	0	0	2.81	1.6	0	0	0	-2.96	0.16	0	0	11318.5	-0.01
360	119	24	1990	0	0	4.29	1.71	0	0	0	-4.42	0.16	0	0	11322.8	-0.03
360	120	24	1990	0	0	4.78	1.64	0	0	0	-4.91	0.16	0	0	11327.6	-0.03
360	121	24	1990	0	0	3.06	1.28	0	0	0	-3.2	0.16	0	0	11330.6	-0.02
360	122	24	1990	0	0	4.59	1.4	0	0	0	-4.72	0.16	0	0	11335.2	-0.03
360	123	24	1990	0	0	3.9	1.47	0	0	0	-4.07	0.16	0	0	11339.1	0.01
360	124	24	1990	7.62	0	4.01	1.05	0	0	0	3.46	0.16	0	0	11343.1	-0.02
360	125	24	1990	16	0	3.82	0.37	0	0	0	12.03	0.16	0	0	11346.9	-0.02
360	126	24	1990	0	0	2.57	1.2	0	0	0	-2.71	0.16	0	0	11349.5	-0.02
360	127	24	1990	10.16	0	3.01	0.45	0	0	0	7.01	0.16	0	0	11352.5	-0.02
360	128	24	1990	0	0	2.27	1.58	0	0	0	-2.42	0.16	0	0	11354.8	-0.02
360	129	24	1990	0	0	4.19	2.3	0	0	0	-4.33	0.17	0	0	11359	-0.03
360	130	24	1990	5.08	0	3.41	0.77	0	0	0	1.54	0.17	0	0	11362.4	-0.04
360	131	24	1990	1.52	0	3.82	0.76	0	0	0	-2.4	0.17	0	0	11366.2	-0.06
360	132	24	1990	3.05	0	3.01	0.8	0	0	0	-0.11	0.17	0	0	11369.2	-0.02
360	133	24	1990	28.7	0	2.91	0.45	0	0	0	25.64	0.17	0	0	11372.1	-0.02
360	134	24	1990	0	0	4.28	2.32	0	0	0	-4.41	0.17	0	0	11376.4	-0.03
360	135	24	1990	0	0	4.09	2.42	0	0	0	-4.25	0.17	0	0	11380.5	-0.01
360	136	24	1990	15.49	0	2.6	0.41	0	0	0	12.74	0.17	0	0	11383.1	-0.02
360	137	24	1990	10.16	0	6.16	2.43	0	0	0	3.87	0.17	0	0	11389.3	-0.04
360	138	24	1990	5.33	0	4.27	0.79	0	0	0	0.93	0.17	0	0	11393.5	-0.03
360	139	24	1990	0	0	3.17	1.48	0	0	0	-3.31	0.17	0	0	11396.7	-0.03
360	140	24	1990	17.78	0	3.21	0.31	0	0	0	14.42	0.17	0	0	11399.9	-0.02
360	141	24	1990	2.29	0	3.18	0.53	0	0	0	-1.03	0.17	0	0	11403.1	-0.03
360	142	24	1990	0	0	2.69	1.68	0	0	0	-2.82	0.17	0	0	11405.8	-0.04
360	143	24	1990	0	0	3.51	2.22	0	0	0	-3.67	0.17	0	0	11409.3	-0.01
360	144	24	1990	0	0	4.77	2.72	0	0	0	-4.92	0.17	0	0	11414.1	-0.02
360	145	24	1990	0	0	3.98	2.59	0	0	0	-4.11	0.17	0	0	11418	-0.04
360	146	24	1990	0	0	2.47	1.78	0	0	0	-2.59	0.17	0	0	11420.5	-0.05
360	147	24	1990	0	0	2.7	2.13	0	0	0	-2.85	0.17	0	0	11423.2	-0.03
360	148	24	1990	0	0	5.21	3.35	0	0	0	-5.35	0.17	0	0	11428.4	-0.03
360	149	24	1990	19.56	0	3.13	0.42	0	0	0	16.29	0.17	0	0	11431.5	-0.04
360	150	24	1990	0	0	5.42	2.92	0	0	0	-5.56	0.18	0	0	11437	-0.04
360	151	24	1990	0	0	5.51	3.55	0	0	0	-5.69	0.18	0	0	11442.5	0
360	152	24	1990	0	0	4.6	3.37	0	0	0	-4.76	0.18	0	0	11447.1	-0.02
360	153	24	1990	0	0	4.26	3.25	0	0	0	-4.41	0.18	0	0	11451.4	-0.03
360	154	24	1990	3.3	0	4.73	2.38	0	0	0	-1.57	0.18	0	0	11456.1	-0.03
360	155	24	1990	4.06	0	6.3	1.95	0	0	0	-2.37	0.18	0	0	11462.4	-0.04
360	156	24	1990	0	0	5.88	3.43	0	0	0	-6.02	0.18	0	0	11468.3	-0.03
360	157	24	1990	0.51	0	5.49	3.68	0	0	0	-5.14	0.18	0	0	11473.7	-0.02
360	158	24	1990	1.02	0	5.98	3.37	0	0	0	-5.11	0.18	0	0	11479.7	-0.04
360	159	24	1990	11.43	0	3.57	0.82	0	0	0	7.71	0.18	0	0	11483.3	-0.03
360	160	24	1990	0	0	2.31	2.12	0	0	0	-2.49	0.18	0	0	11485.6	-0.01
360	161	24	1990	0.25	0	4.26	2.56	0	0	0	-4.15	0.18	0	0	11489.9	-0.04
360	162	24	1990	0	0	5.2	3.4	0	0	0	-5.35	0.18	0	0	11495.1	-0.04
360	163	24	1990	0	0	5.46	4.02	0	0	0	-5.61	0.18	0	0	11500.5	-0.04
360	164	24	1990	0	0	5.72	4.23	0	0	0	-5.89	0.18	0	0	11506.3	-0.02
360	165	24	1990	0.76	0	3.29	2.63	0	0	0	-2.73	0.18	0	0	11509.6	0.01
360	166	24	1990	0	0	4.08	3.32	0	0	0	-4.22	0.19	0	0	11513.6	-0.05
360	167	24	1990	0	0	5.77	4.32	0	0	0	-5.91	0.19	0	0	11519.4	-0.05
360	168	24	1990	0	0	6.79	4.97	0	0	0	-6.93	0.19	0	0	11526.2	-0.04
360	169	24	1990	19.05	0	7.59	3.43	0	0	0	11.31	0.19	0	0	11533.8	-0.05
360	170	24	1990	0.25	0	5.53	3.25	0	0	0	-5.4	0.19	0	0	11539.3	-0.06
360	171	24	1990	0	0	5.62	4.04	0	0	0	-5.78	0.19	0	0	11544.9	-0.04
360	172	24	1990	5.33	0	2.95	0.28	0	0	0	2.24	0.19	0	0	11547.9	-0.05
360	173	24	1990	12.7	0	4.15	1.45	0	0	0	8.35	0.19	0	0	11552	0.01
360	174	24	1990	5.08	0	5.89	2.31	0	0	0	-0.96	0.19	0	0	11557.9	-0.04
360	175	24	1990	0	0	5.29	3.61	0	0	0	-5.43	0.19	0	0	11563.2	-0.05
360	176	24	1990	0	0	4.51	3.28	0	0	0	-4.66	0.19	0	0	11567.7	-0.04
360	177	24	1990	0	0	4.36	3.44	0	0	0	-4.51	0.19	0	0	11572.1	-0.05
360	178	24	1990	7.62	0	5.39	1.94	0	0	0	2.04	0.19	0	0	11577.5	-0.01
360	179	24	1990	0	0	4.44	2.52	0	0	0	-4.58	0.19	0	0	11581.9	-0.05
360	180	24	1990	1.52	0	3.76	1.06	0	0	0	-2.41	0.2	0	0	11585.7	-0.03
360	181	24	1990	1.27	0	2.79	0.6	0	0	0	-1.67	0.2	0	0	11588.5	-0.04
360	182	24	1990	1.27	0	2.7	0.61	0	0	0	-1.6	0.2	0	0	11591.2	-0.03
360	183	24	1990	0	0	1.39	0.77	0	0	0	-1.53	0.2	0	0	11592.6	-0.05
360	184	24	1990	0	0	0.81	0.66	0	0	0	-0.98	0.2	0	0	11593.4	-0.03
360	185	24	1990	0.51	0	0.91	0.66	0	0	0	-0.63	0.2	0	0	11594.3	0.02
360	186	24	1990	0	0	0.62	0.53	0	0	0	-0.77	0.2	0	0	11594.9	-0.05

Attachment D-1
Honeywell
Wastebeds 9-15 SWSR Pre-Design Investigation
SHAW Output Data

RUN	DAY	HR	YR	PRECIP	precip INTRCP	ET	TRANSP	CANOPY chg in storage	SNOW chg in storage	RESIDUE chg in storage	SOIL chg in storage	PERC	RUNOFF	PONDED	Etcum	ERROR
360	187	24	1990	0	0	0.79	0.52	0	0	0	-0.95	0.2	0	0	11595.7	-0.04
360	188	24	1990	0	0	0.68	0.53	0	0	0	-0.84	0.2	0	0	11596.4	-0.04
360	189	24	1990	0	0	0.25	0.5	0	0	0	-0.43	0.2	0	0	11596.6	-0.03
360	190	24	1990	4.32	0	3.7	0.37	0	0	0	0.42	0.2	0	0	11600.3	0
360	191	24	1990	0	0	1.66	0.56	0	0	0	-1.8	0.2	0	0	11602	-0.06
360	192	24	1990	0	0	0.81	0.54	0	0	0	-0.98	0.21	0	0	11602.8	-0.04
360	193	24	1990	1.78	0	1.84	0.41	0	0	0	-0.26	0.21	0	0	11604.6	0
360	194	24	1990	0	0	0.58	0.49	0	0	0	-0.75	0.21	0	0	11605.2	-0.04
360	195	24	1990	0.76	0	1.16	0.48	0	0	0	-0.58	0.21	0	0	11606.4	-0.02
360	196	24	1990	3.05	0	2.31	0.23	0	0	0	0.53	0.21	0	0	11608.7	0
360	197	24	1990	5.59	0	3.83	0.25	0	0	0	1.61	0.21	0	0	11612.5	-0.07
360	198	24	1990	0.25	0	1.55	0.52	0	0	0	-1.45	0.21	0	0	11614.1	-0.05
360	199	24	1990	0	0	1.55	0.55	0	0	0	-1.71	0.21	0	0	11615.6	-0.05
360	200	24	1990	0	0	1.1	0.47	0	0	0	-1.25	0.21	0	0	11616.7	-0.07
360	201	24	1990	24.64	0	4.59	1.17	0	0	0	19.86	0.21	0	0	11621.3	-0.03
360	202	24	1990	0	0	5.85	4.74	0	0	0	-5.98	0.21	0	0	11627.2	-0.08
360	203	24	1990	0.51	0	4.89	3.78	0	0	0	-4.56	0.21	0	0	11632.1	-0.04
360	204	24	1990	39.37	0	4.31	0.73	0	0	0	34.84	0.21	0	0	11636.4	0
360	205	24	1990	0	0	3.67	3.1	0	0	0	-3.81	0.22	0	0	11640.1	-0.08
360	206	24	1990	0	0	4.63	3.96	0	0	0	-4.79	0.22	0	0	11644.7	-0.05
360	207	24	1990	0	0	4.06	3.51	0	0	0	-4.2	0.22	0	0	11648.7	-0.08
360	208	24	1990	0	0	5.61	4.83	0	0	0	-5.78	0.22	0	0	11654.4	-0.05
360	209	24	1990	0	0	5.52	4.65	0	0	0	-5.68	0.22	0	0	11659.9	-0.06
360	210	24	1990	0	0	3.39	2.93	0	0	0	-3.56	0.22	0	0	11663.3	-0.05
360	211	24	1990	0.51	0	6.16	4.72	0	0	0	-5.8	0.22	0	0	11669.4	-0.07
360	212	24	1990	11.94	0.46	3.26	0.19	0	0	0	8.04	0.22	0	0	11672.7	-0.04
360	213	24	1990	0	0	6.09	4.18	0	0	0	-5.82	0.22	0	0	11678.8	-0.03
360	214	24	1990	0	0	2.9	2.54	0	0	0	-3.1	0.22	0	0	11681.7	-0.02
360	215	24	1990	0	0	4.61	3.9	0	0	0	-4.79	0.22	0	0	11686.3	-0.05
360	216	24	1990	0	0	4.58	3.43	0	0	0	-4.74	0.22	0	0	11690.9	-0.06
360	217	24	1990	17.02	0	4.27	0.85	0	0	0	12.54	0.22	0	0	11695.1	-0.02
360	218	24	1990	0.76	0	2.81	1.72	0	0	0	-2.23	0.22	0	0	11697.9	-0.04
360	219	24	1990	0.25	0	4.87	3.54	0	0	0	-4.76	0.23	0	0	11702.8	-0.08
360	220	24	1990	0	0	4.78	3.52	0	0	0	-4.93	0.23	0	0	11707.6	-0.08
360	221	24	1990	0	0	3	1.81	0	0	0	-3.17	0.23	0	0	11710.6	-0.05
360	222	24	1990	0	0	1.53	0.78	0	0	0	-1.75	0.23	0	0	11712.1	-0.01
360	223	24	1990	0	0	1.07	0.61	0	0	0	-1.25	0.23	0	0	11713.2	-0.05
360	224	24	1990	4.57	0	3.64	0.32	0	0	0	0.75	0.23	0	0	11716.8	-0.05
360	225	24	1990	10.67	0	4.97	1.55	0	0	0	5.5	0.23	0	0	11721.8	-0.03
360	226	24	1990	0	0	4.55	3.19	0	0	0	-4.71	0.23	0	0	11726.4	-0.07
360	227	24	1990	0	0	2.48	1.09	0	0	0	-2.65	0.23	0	0	11728.8	-0.06
360	228	24	1990	0	0	1.77	0.61	0	0	0	-1.98	0.23	0	0	11730.6	-0.02
360	229	24	1990	9.14	0	5.53	2.07	0	0	0	3.4	0.23	0	0	11736.1	-0.01
360	230	24	1990	0.51	0	3.25	1.5	0	0	0	-2.91	0.23	0	0	11739.4	-0.06
360	231	24	1990	9.4	0	4.85	1.14	0	0	0	4.37	0.23	0	0	11744.2	-0.05
360	232	24	1990	0	0	3.35	2.18	0	0	0	-3.53	0.23	0	0	11747.6	-0.05
360	233	24	1990	0.25	0	1.35	0.57	0	0	0	-1.32	0.23	0	0	11748.9	-0.01
360	234	24	1990	4.06	0	3.58	0.64	0	0	0	0.26	0.23	0	0	11752.5	0
360	235	24	1990	0	0	0.93	0.51	0	0	0	-1.12	0.23	0	0	11753.4	-0.04
360	236	24	1990	0	0	1.03	0.39	0	0	0	-1.23	0.24	0	0	11754.5	-0.04
360	237	24	1990	0	0	0.91	0.42	0	0	0	-1.11	0.24	0	0	11755.4	-0.04
360	238	24	1990	0	0	0.83	0.4	0	0	0	-1.02	0.24	0	0	11756.2	-0.05
360	239	24	1990	3.05	0	3.5	0.31	0	0	0	-0.67	0.24	0	0	11759.7	-0.03
360	240	24	1990	75.69	0	4.8	1.74	0	0	0	70.7	0.24	0	0	11764.5	-0.05
360	241	24	1990	0	0	4.6	2.95	0	0	0	-4.79	0.24	0	0	11769.1	-0.05
360	242	24	1990	0	0	4.4	3.14	0	0	0	-4.6	0.24	0	0	11773.5	-0.04
360	243	24	1990	0	0	4.5	3.4	0	0	0	-4.7	0.24	0	0	11778	-0.03
360	244	24	1990	0	0	4.08	3.23	0	0	0	-4.3	0.24	0	0	11782.1	-0.02
360	245	24	1990	2.79	0	4.34	1.69	0	0	0	-1.76	0.24	0	0	11786.5	-0.03
360	246	24	1990	0	0	3.81	2.4	0	0	0	-4	0.24	0	0	11790.3	-0.05
360	247	24	1990	0	0	4.21	3.05	0	0	0	-4.41	0.24	0	0	11794.5	-0.05
360	248	24	1990	1.78	0	3.41	1.7	0	0	0	-1.88	0.24	0	0	11797.9	0
360	249	24	1990	0	0	3.79	2.78	0	0	0	-3.99	0.24	0	0	11801.7	-0.03
360	250	24	1990	6.6	0	3.15	0.17	0	0	0	3.28	0.24	0	0	11804.8	-0.06
360	251	24	1990	0	0	3.12	1.95	0	0	0	-3.31	0.24	0	0	11808	-0.05
360	252	24	1990	12.95	0	4.4	1.19	0	0	0	8.32	0.24	0	0	11812.4	-0.01
360	253	24	1990	0	0	2.99	2.45	0	0	0	-3.22	0.24	0	0	11815.3	-0.01
360	254	24	1990	0	0	3.29	2.39	0	0	0	-3.52	0.24	0	0	11818.6	-0.01
360	255	24	1990	0	0	3.96	2.74	0	0	0	-4.16	0.24	0	0	11822.6	-0.05
360	256	24	1990	0	0	3.92	2.83	0	0	0	-4.11	0.24	0	0	11826.5	-0.05
360	257	24	1990	9.14	0	4.34	1.56	0	0	0	4.61	0.24	0	0	11830.8	-0.05
360	258	24	1990	8.13	0	3.52	0.49	0	0	0	4.42	0.24	0	0	11834.4	-0.06
360	259	24	1990	0	0	3.62	1.95	0	0	0	-3.84	0.24	0	0	11838	-0.03
360	260	24	1990	0	0	3.65	1.75	0	0	0	-3.85	0.24	0	0	11841.6	-0.04
360	261	24	1990	0	0	3.33	1.87	0	0	0	-3.55	0.24	0	0	11845	-0.03
360	262	24	1990	7.37	0	2.17	0.05	0	0	0	4.96	0.24	0	0	11847.1	-0.01
360	263	24	1990	0	0	1.96	1.25	0	0	0	-2.16	0.24	0	0	11849.1	-0.04
360	264	24	1990	0	0	2.18	1.45	0	0	0	-2.38	0.24	0	0	11851.3	-0.04
360	265	24	1990	3.81	0	3.7	1.12	0	0	0	-0.1	0.24	0	0	11855	-0.03
360	266	24	1990	2.54	0	4.12	1.09	0	0	0	-1.76	0.24	0	0	11859.1	-0.06
360	267	24	1990	1.02	0	3.73	1.65	0	0	0	-2.91	0.24	0	0	11862.8	-0.05
360	268	24	1990	0	0	2.97	1.79	0	0	0	-3.2	0.24	0	0	11865.8	-0.01
360	269	24	1990	8.89	0	2.09	0.29	0	0	0	6.56	0.24	0	0	11867.9	0
360	270	24	1990	0	0	2.26	1.36	0	0	0	-2.46	0.24	0	0	11870.1	-0.04
360	271	24	1990	0	0	2.54	1.63	0	0	0	-2.71	0.24	0	0	11872.7	-0.07
360	272	24	1990	7.62	0	3.12	0.89	0	0	0	4.29	0.24	0	0	11875.8	-0.03
360	273	24	1990	14.99	0	3.57	0.78	0	0	0	11.26	0.24	0	0	11879.4	-0.08
360	274	24	1990	0	0	2.89	1.22	0	0	0	-3.1	0.24	0	0	11882.3	-0.04
360	275	24	1990	0	0	2.49	0.95	0	0	0	-2.68	0.24	0	0	11884.8	-0.06
360	276	24	1990	0	0	1.52	0.97	0	0	0	-1.72	0.24	0	0	11886.3	-0.04
360	277	24	1990	14.22	0	2.65	0.66	0	0	0	11.36	0.24	0	0	11888.9	-0.03
360	278	24	1990	0	0	3.87	1.74	0	0	0	-4.04	0.24	0	0	11892.8	-0.07
360	279	24	1990	0	0	4.85	2.59	0	0	0	-5.07	0.24	0	0	11897.6	-0.02
360	280	24	1990	0	0	3.39	1.82	0	0	0	-3.6	0.24	0	0	11901	-0.03
360	281	24	1990	2.79	0.08	1.72	0.06	0	0	0	0.78	0.24	0	0	11902.7	-0.03
360	282	24	1990	13.46	0	2.2	0.17	0	0	0	11.12	0.24	0	0	11904.9	-0.03
360	283	24	1990	5.08	0	2.76	0.66	0	0	0	2.11	0.24	0	0	11907.7	-0.04
360	284	24	1990	31.24	0	2.15	0.22	0	0	0	28.9	0.24	0	0	11909.9	-0.05
360	285	24	1990	9.4	0	1.86	0.26	0	0	0	7.32	0.24	0	0	11911.7	-0.02
360	286	24	1990	15.24	0	1.88	0.24	0	0	0	13.17	0.24	0	0	11913.6	-0.05
360	287	24	1990	0.76	0	1.22	0.15	0	0	0	-0.63	0.24	0	0	11914.8	-0.06
360	288	24	1990	0	0	2.29	0.56	0	0	0	-2.48	0.24	0	0	11917.1	-0.05
360	289	24	1990	0	0	2.7	0.66	0	0	0	-2.87	0.24	0	0	11919.8	-0.07

Attachment D-1
Honeywell
Wastebeds 9-15 SWSR Pre-Design Investigation
SHAW Output Data

RUN	DAY	HR	YR	PRECIP	precip INTRCP	ET	TRANSP	CANOPY chg in storage	SNOW chg in storage	RESIDUE chg in storage	SOIL chg in storage	PERC	RUNOFF	PONDED	Etcum	ERROR
360	290	24	1990	0	0	3.21	1	0	0	0	-3.41	0.24	0	0	11923	-0.04
360	291	24	1990	9.91	0	3.64	0.66	0	0	0	6.05	0.24	0	0	11926.7	-0.03
360	292	24	1990	1.27	0	4.02	0.31	0	0	0	-2.94	0.24	0	0	11930.7	-0.04
360	293	24	1990	0	0	1.83	0.39	0	0	0	-2.06	0.24	0	0	11932.5	-0.01
360	294	24	1990	0	0	2.68	0.48	0	0	0	-2.87	0.24	0	0	11935.2	-0.05
360	295	24	1990	6.86	0	1.11	0.07	0	0	0	5.53	0.24	0	0	11936.3	-0.02
360	296	24	1990	37.08	0	1.69	0.09	0	0	0	35.19	0.24	0	0	11938	-0.03
360	297	24	1990	0	0	2.37	0.2	0	0	0	-2.59	0.24	0	0	11940.3	-0.02
360	298	24	1990	0.51	0	2.02	0.15	0	0	0	-1.73	0.24	0	0	11942.4	-0.02
360	299	24	1990	0	0	2.37	0.04	0	0	0	-2.59	0.24	0	0	11944.7	-0.02
360	300	24	1990	0	0	1.18	0.11	0	0	0	-1.42	0.24	0	0	11945.9	0
360	301	24	1990	6.6	0	2.53	0.04	0	0	0	3.88	0.24	0	0	11948.5	-0.04
360	302	24	1990	0.25	0	2.28	0.02	0	0	0	-2.26	0.24	0	0	11950.7	0
360	303	24	1990	0	0	0.66	0.05	0	0	0	-0.9	0.24	0	0	11951.4	0
360	304	24	1990	0	0	1.63	0.01	0	0	0	-1.86	0.24	0	0	11953	-0.01
360	305	24	1990	0	0	0.99	0	0	0	0	-1.23	0.24	0	0	11954	0
360	306	24	1990	0	0	1.75	0	0	0	0	-1.99	0.24	0	0	11955.8	0
360	307	24	1990	0	0	1.18	0	0	0	0	-1.42	0.24	0	0	11956.9	0
360	308	24	1990	1.52	0	1.92	0	0	0	0	-0.63	0.23	0	0	11958.9	0
360	309	24	1990	1.78	0	2.27	0	0	0	0	-0.73	0.23	0	0	11961.1	0
360	310	24	1990	8.89	0	3.47	0	0	0	0	5.19	0.23	0	0	11964.6	0
360	311	24	1990	2.03	0	1.9	0	0	0	0	-0.1	0.23	0	0	11966.5	0
360	312	24	1990	1.27	0	1.2	0	0	0	0	-0.16	0.23	0	0	11967.7	0
360	313	24	1990	2.29	0	1.38	0	0	0	0	0.67	0.23	0	0	11969.1	0
360	314	24	1990	21.59	0	0.59	0	0	0	0	20.76	0.23	0	0	11969.7	0
360	315	24	1990	8.13	0	2.69	0	0	0	0	5.21	0.23	0	0	11972.4	0
360	316	24	1990	2.54	0	1.78	0	0	2.27	0	-1.74	0.23	0	0	11974.2	0
360	317	24	1990	0	0	0.78	0	0	-0.29	0	-0.71	0.23	0	0	11974.9	0
360	318	24	1990	0	0	0.26	0	0	-0.56	0	-0.49	0.23	0.56	0	11975.2	0
360	319	24	1990	0	0	0.22	0	0	-1.41	0	-0.65	0.23	1.64	0	11975.4	-0.03
360	320	24	1990	3.56	0	1.52	0	0	0	0	1.8	0.23	0	0	11976.9	0
360	321	24	1990	1.78	0	2.29	0	0	0	0	-0.74	0.23	0	0	11979.2	0
360	322	24	1990	0	0	2.56	0	0	0	0	-2.79	0.23	0	0	11981.8	0
360	323	24	1990	0	0	0.95	0	0	0	0	-1.18	0.23	0	0	11982.7	0
360	324	24	1990	0	0	-0.01	0	0	0	0	-0.21	0.23	0	0	11982.7	0
360	325	24	1990	0.25	0	0.34	0	0	0	0	-0.31	0.23	0	0	11983.1	0
360	326	24	1990	14.73	0	0.95	0	0	0	0	13.56	0.23	0	0	11984	0
360	327	24	1990	2.03	0	0.45	0	0	0	0	1.35	0.23	0	0	11984.5	0
360	328	24	1990	0	0	2.85	0	0	0	0	-3.08	0.23	0	0	11987.3	0
360	329	24	1990	0	0	2.9	0	0	0	0	-3.13	0.23	0	0	11990.2	0
360	330	24	1990	0	0	1.52	0	0	0	0	-1.75	0.23	0	0	11991.7	0
360	331	24	1990	8.13	0	0.72	0	0	0	0	7.19	0.23	0	0	11992.5	0
360	332	24	1990	0.25	0	1.53	0	0	0	0	-1.5	0.23	0	0	11994	0
360	333	24	1990	0.51	0	3.54	0	0	0	0	-3.25	0.23	0	0	11997.5	0
360	334	24	1990	0.76	0	1.64	0	0	0	0	-1.1	0.23	0	0	11999.2	0
360	335	24	1990	0	0	1.96	0	0	0	0	-2.19	0.23	0	0	12001.1	0
360	336	24	1990	0	0	1.28	0	0	0	0	-1.5	0.22	0	0	12002.4	0
360	337	24	1990	11.94	0	1.03	0	0	10.93	0	-0.24	0.22	0	0	12003.4	0
360	338	24	1990	13.46	0	-0.13	0	0	-6.96	0	4.83	0.22	15.5	0	12003.3	0
360	339	24	1990	2.54	0	0.22	0	0	2.63	0	-0.53	0.22	0	0	12003.5	0
360	340	24	1990	0	0	-0.01	0	0	-0.03	0	-0.22	0.22	0.03	0	12003.5	0
360	341	24	1990	0	0	0.17	0	0	-0.63	0	0.06	0.22	0.18	0	12003.7	0
360	342	24	1990	0	0	-0.01	0	0	-0.55	0	-0.29	0.22	0.63	0	12003.7	0
360	343	24	1990	0	0	0.03	0	0	-3.65	0	0	0.22	3.39	0	12003.7	0
360	344	24	1990	0	0	1.64	0	0	-1.72	0	-1.52	0.22	1.39	0	12005.3	0
360	345	24	1990	0	0	1.56	0	0	0	0	-1.78	0.22	0	0	12006.9	0
360	346	24	1990	0	0	0.65	0	0	0	0	-0.87	0.22	0	0	12007.5	0
360	347	24	1990	2.29	0	1.35	0	0	0	0	-1.57	0.22	2.29	0	12008.9	0
360	348	24	1990	0	0	1.76	0	0	0	0	-1.99	0.22	0	0	12010.7	0
360	349	24	1990	1.02	0	0.05	0	0	1.29	0	-0.55	0.23	0	0	12010.7	0
360	350	24	1990	8.13	0	-0.18	0	0	0.49	0	0.41	0.23	7.18	0	12010.5	0
360	351	24	1990	0.51	0	0.23	0	0	0.43	0	-0.38	0.23	0	0	12010.8	0
360	352	24	1990	22.1	0	-0.43	0	0	-2.21	0	1.7	0.23	22.81	0	12010.3	0
360	353	24	1990	0.25	0	0.79	0	0	0	0	-0.76	0.23	0	0	12011.1	0
360	354	24	1990	0	0	1.18	0	0	0	0	-1.41	0.23	0	0	12012.3	0
360	355	24	1990	14.22	0	-0.11	0	0	0	0	5.58	0.23	8.53	0	12012.2	0
360	356	24	1990	0.25	0	-0.57	0	0	0	0	0.6	0.23	0	0	12011.6	0
360	357	24	1990	14.99	0	0.89	0	0	0	0	13.87	0.23	0	0	12012.5	0
360	358	24	1990	15.24	0	1.59	0	0	15.1	0	-1.68	0.23	0	0	12014.1	0
360	359	24	1990	0	0	0.23	0	0	-0.09	0	-0.37	0.23	0	0	12014.3	0
360	360	24	1990	0	0	0.61	0	0	-0.41	0	-0.42	0.23	0	0	12014.9	0
360	361	24	1990	0	0	0.16	0	0	0.08	0	-0.48	0.23	0	0	12015.1	0
360	362	24	1990	4.32	0	0.16	0	0	4.27	0	-0.34	0.23	0	0	12015.3	0
360	363	24	1990	1.52	0	-0.58	0	0	-7.98	0	-0.22	0.23	10.07	0	12014.7	0
360	364	24	1990	19.3	0	-0.69	0	0	-10.97	0	-0.04	0.23	30.78	0	12014	0
360	365	24	1990	1.02	0	0.77	0	0	1.3	0	-1.28	0.23	0	0	12014.8	0
360	1	24	1991	0	0	0.21	0	0	0.23	0	-0.67	0.23	0	0	12015	0
360	2	24	1991	0	0	0.21	0	0	0.09	0	-0.53	0.23	0	0	12015.2	0
360	3	24	1991	0.76	0	0.17	0	0	1.06	0	-0.7	0.23	0	0	12015.3	0
360	4	24	1991	0	0	0.48	0	0	-0.05	0	-0.66	0.23	0	0	12015.8	0
360	5	24	1991	1.78	0	0.19	0	0	1.85	0	-0.5	0.23	0	0	12016	0
360	6	24	1991	0.76	0	0.08	0	0	0.77	0	-0.32	0.23	0	0	12016.1	0
360	7	24	1991	0	0	0.15	0	0	0.14	0	-0.53	0.23	0	0	12016.2	0
360	8	24	1991	0	0	0.13	0	0	0.14	0	-0.5	0.23	0	0	12016.4	0
360	9	24	1991	4.83	0	0.19	0	0	4.72	0	-0.31	0.23	0	0	12016.6	0
360	10	24	1991	0.25	0	0.17	0	0	0.23	0	-0.37	0.24	0	0	12016.7	0
360	11	24	1991	16.51	0	0.32	0	0	16.32	0	-0.37	0.24	0	0	12017.1	0
360	12	24	1991	4.06	0	0.06	0	0	4.03	0	-0.26	0.24	0	0	12017.1	0
360	13	24	1991	0.51	0	-0.01	0	0	0.55	0	-0.27	0.24	0	0	12017.1	0
360	14	24	1991	0.51	0	0.13	0	0	0.41	0	-0.27	0.24	0	0	12017.2	0
360	15	24	1991	0	0	-0.03	0	0	-0.29	0	-0.21	0.24	0.3	0	12017.2	0
360	16	24	1991	17.53	0	-0.16	0	0	-2.13	0	-0.15	0.24	19.74	0	12017	0
360	17	24	1991	4.06	0	0.11	0	0	-3.95	0	-0.17	0.24	7.84	0	12017.2	0
360	18	24	1991	1.27	0	0.76	0	0	0.54	0	-0.27	0.24	0	0	12017.9	0
360	19	24	1991	0	0	0.36	0	0	-1.54	0	-0.26	0.24	1.21	0	12018.3	0
360	20	24	1991	1.02	0	0.14	0	0	-0.63	0	-0.28	0.24	1.55	0	12018.4	0
360	21	24	1991	0	0	0.31	0	0	-0.13	0	-0.42	0.24	0	0	12018.7	0
360	22	24	1991	0	0	0.13	0	0	0.04	0	-0.41	0.24	0	0	12018.8	0
360	23	24	1991	1.02	0	0.52	0	0	0.57	0	-0.32	0.24	0	0	12019.3	0
360	24	24	1991	0.51	0	0.41	0	0	0.17	0	-0.31	0.24	0	0	12019.8	0
360	25	24	1991	0	0	0.11	0	0	0	0	-0.36	0.24	0	0	12019.9	0
360	26	24	1991	0.51	0	0.11	0	0	0.47	0	-0.32	0.24	0	0	12020	0
360	27	24	1991	0	0	0.5	0	0	-0.46	0	-0.29	0.25	0	0	12020.5	0

Attachment D-1
Honeywell
Wastebeds 9-15 SWSR Pre-Design Investigation
SHAW Output Data

RUN	DAY	HR	YR	PRECIP	precip INTRCP	ET	TRANSP	CANOPY chg in storage	SNOW chg in storage	RESIDUE chg in storage	SOIL chg in storage	PERC	RUNOFF	PONDED	Etcum	ERROR
360	28	24	1991	0.76	0	0.25	0	0	0.2	0	0.04	0.25	0.02	0	12020.7	0
360	29	24	1991	0	0	0.11	0	0	-0.28	0	-0.09	0.25	0.01	0	12020.9	0
360	30	24	1991	1.78	0	0.22	0	0	1.17	0	-0.09	0.25	0.23	0	12021.1	0
360	31	24	1991	3.56	0	-0.02	0	0	3.63	0	-0.3	0.25	0	0	12021.1	0
360	32	24	1991	0.51	0	0.13	0	0	0.43	0	-0.31	0.25	0	0	12021.2	0
360	33	24	1991	0	0	0.03	0	0	0.01	0	-0.29	0.25	0	0	12021.2	0
360	34	24	1991	0	0	-0.07	0	0	-0.32	0	-0.15	0.25	0.3	0	12021.2	0
360	35	24	1991	0	0	0.11	0	0	-4.68	0	-0.13	0.25	4.44	0	12021.3	0
360	36	24	1991	0.51	0	-0.21	0	0	-9.88	0	-0.07	0.25	10.41	0	12021	0
360	37	24	1991	2.29	0	-0.07	0	0	-6.9	0	0.3	0.25	8.7	0	12021	0
360	38	24	1991	3.56	0	-0.22	0	0	-6.36	0	0.11	0.25	9.77	0	12020.8	0
360	39	24	1991	0	0	0.08	0	0	-1.48	0	0.19	0.25	0.95	0	12020.8	0
360	40	24	1991	0	0	0.73	0	0	0	0	-0.98	0.25	0	0	12021.6	0
360	41	24	1991	0	0	2.56	0	0	0	0	-2.81	0.25	0	0	12024.1	0
360	42	24	1991	6.6	0	0.58	0	0	6.55	0	-0.77	0.26	0	0	12024.7	0
360	43	24	1991	0	0	0	0	0	0.25	0	-0.5	0.26	0	0	12024.7	0
360	44	24	1991	1.02	0	0.11	0	0	0.99	0	-0.34	0.26	0	0	12024.8	0
360	45	24	1991	6.86	0	0.16	0	0	6.69	0	-0.25	0.26	0	0	12025	0
360	46	24	1991	0.51	0	0.55	0	0	0.1	0	-0.4	0.26	0	0	12025.5	0
360	47	24	1991	1.27	0	0.23	0	0	1.21	0	-0.42	0.26	0	0	12025.7	0
360	48	24	1991	0.76	0	0.17	0	0	0.65	0	-0.32	0.26	0	0	12025.9	0
360	49	24	1991	3.3	0	0.21	0	0	3.16	0	-0.33	0.26	0	0	12026.1	0
360	50	24	1991	2.54	0	-0.27	0	0	-8.09	0	3.7	0.26	6.94	0	12025.9	0
360	51	24	1991	5.59	0	0.12	0	0	-11.51	0	-0.08	0.26	16.56	0.23	12026	0
360	52	24	1991	0	0	0.54	0	0	0	0	-0.57	0.26	0	0	12026.5	0
360	53	24	1991	0.25	0	2.36	0	0	0	0	-2.36	0.26	0	0	12028.9	0
360	54	24	1991	0	0	2.92	0	0	0	0	-3.18	0.26	0	0	12031.8	0
360	55	24	1991	0.25	0	1.33	0	0	0	0	-1.34	0.26	0	0	12033.1	0
360	56	24	1991	0	0	1.65	0	0	0	0	-1.92	0.26	0	0	12034.8	0
360	57	24	1991	0	0	1.73	0	0	0	0	-2	0.27	0	0	12036.5	0
360	58	24	1991	0	0	2.8	0	0	0	0	-3.07	0.27	0	0	12039.3	0
360	59	24	1991	3.3	0	0.16	0	0	3.18	0	-0.31	0.27	0	0	12039.5	0
360	60	24	1991	0.51	0	0.26	0	0	-3.18	0	3.16	0.27	0	0	12039.7	0
360	61	24	1991	5.59	0	0.95	0	0	0	0	4.37	0.27	0	0	12040.7	0
360	62	24	1991	13.21	0	0.13	0	0	0	0	12.81	0.27	0	0	12040.8	0
360	63	24	1991	21.34	0	0.77	0	0	0	0	18.76	0.27	1.54	0	12041.6	0
360	64	24	1991	0.76	0	2.64	0	0	0	0	-2.14	0.27	0	0	12044.2	0
360	65	24	1991	1.52	0	2.49	0	0	0	0	-1.19	0.27	0	0	12046.7	-0.05
360	66	24	1991	1.78	0	3.59	0	0	0	0	-3.84	0.27	1.77	0	12050.3	-0.02
360	67	24	1991	0	0	4.47	0	0	0	0	-4.74	0.27	0	0	12054.8	0
360	68	24	1991	0	0	1.99	0	0	0	0	-2.26	0.27	0	0	12056.7	0
360	69	24	1991	0	0	3.24	0	0	0	0	-3.52	0.27	0	0	12060	0
360	70	24	1991	0	0	2.54	0	0	0	0	-2.81	0.27	0	0	12062.5	0
360	71	24	1991	0	0	2.56	0	0	0	0	-2.84	0.27	0	0	12065.1	0
360	72	24	1991	0	0	2.15	0	0	0	0	-2.42	0.27	0	0	12067.2	0
360	73	24	1991	1.78	0	0.22	0	0	1.38	0	-0.09	0.27	0	0	12067.5	0
360	74	24	1991	2.54	0	1.22	0	0	-1.38	0	2.42	0.28	0	0	12068.7	0
360	75	24	1991	0	0	3.23	0	0	0	0	-3.51	0.28	0	0	12071.9	0
360	76	24	1991	0	0	2.32	0	0	0	0	-2.6	0.28	0	0	12074.2	0
360	77	24	1991	2.54	0	0.63	0	0	0	0	1.63	0.28	0	0	12074.9	0
360	78	24	1991	1.02	0	3.26	0	0	0	0	-2.53	0.28	0	0	12078.1	0
360	79	24	1991	0	0	4.27	0	0	0	0	-4.55	0.28	0	0	12082.4	0
360	80	24	1991	3.56	0	0.9	0	0	1.62	0	0.75	0.28	0	0	12083.3	0
360	81	24	1991	0	0	0.56	0	0	-1.62	0	0.79	0.28	0	0	12083.9	-0.01
360	82	24	1991	17.27	0	1.46	0	0	0	0	15.53	0.28	0	0	12085.3	0
360	83	24	1991	8.89	0	1.83	0	0	0	0	6.78	0.28	0	0	12087.1	0
360	84	24	1991	1.27	0	1.23	0	0	0	0	-0.25	0.28	0	0	12088.4	0
360	85	24	1991	0	0	2.34	0	0	0	0	-2.62	0.28	0	0	12090.7	0
360	86	24	1991	17.53	0	2.08	0	0	0	0	15.16	0.28	0	0	12092.8	0
360	87	24	1991	2.29	0	7.37	0	0	0	0	-5.37	0.28	0	0	12100.2	0
360	88	24	1991	0	0	3.75	0	0	0	0	-4.03	0.28	0	0	12103.9	0
360	89	24	1991	0	0	4.84	0	0	0	0	-5.12	0.28	0	0	12108.8	0
360	90	24	1991	0	0	3.07	0	0	0	0	-3.36	0.28	0	0	12111.8	0
360	91	24	1991	4.06	0	1.28	0	0	0	0	2.5	0.28	0	0	12113.1	0
360	92	24	1991	3.3	0.01	2.16	0	0	0	0	0.85	0.29	0	0	12115.3	0
360	93	24	1991	0	0	3.94	0.04	0	0	0	-4.22	0.29	0	0	12119.2	0
360	94	24	1991	0	0	3.26	0.12	0	0	0	-3.54	0.29	0	0	12122.5	0
360	95	24	1991	0.25	0	1.78	0.08	0	0	0	-1.81	0.29	0	0	12124.2	0
360	96	24	1991	3.05	0	3.09	0.12	0	0	0	-0.32	0.29	0	0	12127.3	0
360	97	24	1991	0	0	6.21	0.38	0	0	0	-6.51	0.29	0	0	12133.5	0.01
360	98	24	1991	7.87	0	3.47	0.25	0	0	0	4.11	0.29	0	0	12137	0
360	99	24	1991	2.54	0	2.99	0.2	0	0	0	-0.75	0.29	0	0	12140	0.01
360	100	24	1991	6.6	0	4.18	0.16	0	0	0	2.14	0.29	0	0	12144.2	-0.01
360	101	24	1991	0	0	6.45	0.19	0	0	0	-6.72	0.29	0	0	12150.6	-0.02
360	102	24	1991	0	0	4.24	0.3	0	0	0	-4.54	0.29	0	0	12154.9	0.01
360	103	24	1991	0.25	0	2.31	0.23	0	0	0	-2.33	0.29	0	0	12157.2	-0.01
360	104	24	1991	2.03	0	4.12	0.42	0	0	0	-2.37	0.29	0	0	12161.3	-0.02
360	105	24	1991	12.45	0	1.63	0.13	0	0	0	10.54	0.29	0	0	12162.9	-0.01
360	106	24	1991	0	0	5.27	0.75	0	0	0	-5.55	0.29	0	0	12168.2	-0.01
360	107	24	1991	0	0	2.36	0.39	0	0	0	-2.64	0.29	0	0	12170.6	-0.01
360	108	24	1991	0	0	2.32	0.51	0	0	0	-2.62	0.29	0	0	12172.9	0
360	109	24	1991	0.51	0	4.34	0.83	0	0	0	-4.11	0.29	0	0	12177.2	-0.01
360	110	24	1991	10.16	0	1.69	0.09	0	0	0	8.19	0.3	0	0	12178.9	-0.01
360	111	24	1991	27.43	0.17	1.15	0	0	0	0	25.82	0.3	0	0	12180.1	0
360	112	24	1991	11.94	0.05	1.34	0	0	0	0	10.43	0.3	0	0	12181.4	0
360	113	24	1991	0	0	3.86	1.01	0	0	0	-4.1	0.3	0	0	12185.3	-0.01
360	114	24	1991	0	0	2.9	0.98	0	0	0	-3.18	0.3	0	0	12188.2	-0.02
360	115	24	1991	0	0	4.55	1.34	0	0	0	-4.84	0.3	0	0	12192.7	-0.01
360	116	24	1991	0.25	0	3.92	1.47	0	0	0	-3.94	0.3	0	0	12196.6	-0.03
360	117	24	1991	0	0	4.4	1.64	0	0	0	-4.67	0.3	0	0	12201	-0.03
360	118	24	1991	0	0	3.84	1.32	0	0	0	-4.11	0.3	0	0	12204.9	-0.04
360	119	24	1991	0	0	4.35	1.77	0	0	0	-4.63	0.3	0	0	12209.2	-0.02
360	120	24	1991	6.35	0	3.23	0.98	0	0	0	2.87	0.3	0	0	12212.5	-0.06
360	121	24	1991	1.52	0	5.97	1.97	0	0	0	-4.71	0.3	0	0	12218.4	-0.04
360	122	24	1991	2.54	0	2.74	0.29	0	0	0	-0.47	0.3	0	0	12221.2	-0.02
360	123	24	1991	0	0	2.32	0.7	0	0	0	-2.59	0.3	0	0	12223.5	-0.03
360	124	24	1991	0	0	4.1	1.35	0	0	0	-4.38	0.3	0	0	12227.6	-0.02
360	125	24	1991	0	0	4.27	1.8	0	0	0	-4.56	0.3	0	0	12231.9	-0.01
360	126	24	1991	9.65	0	2.81	0.82	0	0	0	6.57	0.3	0	0	12234.7	-0.03
360	127	24	1991	0	0	4.31	1.58	0	0	0	-4.56	0.3	0	0	12239	-0.06
360	128	24	1991	0	0	3.59	1.44	0	0	0	-3.87	0.31	0	0	12242.6	-0.03
360	129	24	1991	0.51	0	1.6	0.73	0	0	0	-1.39	0.31	0	0	12244.2	-0.01
360	130	24	1991	8.64	0	4.22	1.34	0	0	0	4.11	0.31	0	0	12248.4	0

Attachment D-1
Honeywell
Wastebeds 9-15 SWSR Pre-Design Investigation
SHAW Output Data

RUN	DAY	HR	YR	PRECIP	precip INTRCP	ET	TRANSP	CANOPY chg in storage	SNOW chg in storage	RESIDUE chg in storage	SOIL chg in storage	PERC	RUNOFF	PONDED	Etcum	ERROR
360	131	24	1991	0	0	4.97	2.43	0	0	0	-5.25	0.31	0	0	12253.4	-0.03
360	132	24	1991	0	0	5.45	2.85	0	0	0	-5.75	0.31	0	0	12258.8	-0.01
360	133	24	1991	0.51	0	5.42	2.72	0	0	0	-5.19	0.31	0	0	12264.2	-0.03
360	134	24	1991	1.52	0	3.6	1.51	0	0	0	-2.34	0.31	0	0	12267.8	-0.04
360	135	24	1991	0	0	5.33	2.76	0	0	0	-5.6	0.31	0	0	12273.2	-0.03
360	136	24	1991	0	0	6.37	3.7	0	0	0	-6.64	0.31	0	0	12279.5	-0.03
360	137	24	1991	17.27	0	3.63	1.36	0	0	0	13.36	0.31	0	0	12283.2	-0.03
360	138	24	1991	0	0	5.8	2.5	0	0	0	-6.07	0.31	0	0	12289	-0.04
360	139	24	1991	0	0	5.1	2.73	0	0	0	-5.39	0.31	0	0	12294	-0.02
360	140	24	1991	0	0	5.5	3.05	0	0	0	-5.79	0.31	0	0	12299.5	-0.03
360	141	24	1991	0	0	5.56	3.3	0	0	0	-5.85	0.31	0	0	12305.1	-0.01
360	142	24	1991	0	0	5.08	3.19	0	0	0	-5.37	0.31	0	0	12310.2	-0.02
360	143	24	1991	0	0	5.18	4.04	0	0	0	-5.45	0.31	0	0	12315.4	-0.04
360	144	24	1991	0	0	4.7	4.66	0	0	0	-5.01	0.31	0	0	12320.1	-0.01
360	145	24	1991	8.64	0	3.77	1.43	0	0	0	4.56	0.31	0	0	12323.8	-0.01
360	146	24	1991	37.34	0	3.66	1.11	0	0	0	33.4	0.32	0	0	12327.5	-0.04
360	147	24	1991	2.54	0	2.59	0.72	0	0	0	-0.33	0.32	0	0	12330.1	-0.04
360	148	24	1991	0.51	0	5.42	2.85	0	0	0	-5.18	0.32	0	0	12335.5	-0.05
360	149	24	1991	0	0	5.14	3.3	0	0	0	-5.4	0.32	0	0	12340.6	-0.05
360	150	24	1991	7.11	0	3.18	0.81	0	0	0	3.65	0.32	0	0	12343.8	-0.04
360	151	24	1991	0.76	0	4.17	2.42	0	0	0	-3.66	0.32	0	0	12348	-0.07
360	152	24	1991	0	0	5.67	3.17	0	0	0	-5.93	0.32	0	0	12353.7	-0.05
360	153	24	1991	0	0	5.22	3.4	0	0	0	-5.5	0.32	0	0	12358.9	-0.04
360	154	24	1991	0	0	3.85	2.59	0	0	0	-4.11	0.32	0	0	12362.7	-0.05
360	155	24	1991	0	0	4.76	2.96	0	0	0	-5.05	0.32	0	0	12367.5	-0.03
360	156	24	1991	2.29	0	4.76	1.97	0	0	0	-2.76	0.32	0	0	12372.2	-0.03
360	157	24	1991	0	0	4.96	3.28	0	0	0	-5.26	0.32	0	0	12377.2	-0.01
360	158	24	1991	0	0	5.48	3.5	0	0	0	-5.77	0.32	0	0	12382.7	-0.03
360	159	24	1991	0	0	3	1.91	0	0	0	-3.29	0.32	0	0	12385.7	-0.02
360	160	24	1991	0	0	1.41	1.05	0	0	0	-1.71	0.32	0	0	12387.1	-0.03
360	161	24	1991	0	0	0.55	0.71	0	0	0	-0.86	0.32	0	0	12387.6	-0.01
360	162	24	1991	14.48	0	3.75	1.22	0	0	0	10.4	0.32	0	0	12391.4	0
360	163	24	1991	14.48	0	5.76	2.01	0	0	0	8.44	0.32	0	0	12397.2	-0.04
360	164	24	1991	0	0	5.96	3.56	0	0	0	-6.25	0.32	0	0	12403.1	-0.04
360	165	24	1991	0	0	5.64	4.05	0	0	0	-5.97	0.32	0	0	12408.8	0
360	166	24	1991	1.27	0	4.87	2.72	0	0	0	-3.88	0.32	0	0	12413.6	-0.05
360	167	24	1991	0	0	1.77	0.97	0	0	0	-2.09	0.33	0	0	12415.4	-0.01
360	168	24	1991	0	0	1.06	0.39	0	0	0	-1.33	0.33	0	0	12416.5	-0.05
360	169	24	1991	0	0	2.22	0.81	0	0	0	-2.48	0.33	0	0	12418.7	-0.06
360	170	24	1991	0	0	1.4	0.73	0	0	0	-1.69	0.33	0	0	12420.1	-0.03
360	171	24	1991	0	0	0.95	0.67	0	0	0	-1.24	0.33	0	0	12421	-0.04
360	172	24	1991	0	0	0.68	0.58	0	0	0	-0.97	0.33	0	0	12421.7	-0.03
360	173	24	1991	0	0	0.36	0.48	0	0	0	-0.66	0.33	0	0	12422.1	-0.03
360	174	24	1991	0	0	0.84	0.53	0	0	0	-1.14	0.33	0	0	12422.9	-0.04
360	175	24	1991	0	0	0.76	0.57	0	0	0	-1.07	0.33	0	0	12423.7	-0.02
360	176	24	1991	0	0	0.6	0.57	0	0	0	-0.92	0.33	0	0	12424.3	-0.01
360	177	24	1991	0	0	0.56	0.57	0	0	0	-0.88	0.33	0	0	12424.8	-0.01
360	178	24	1991	0	0	0.47	0.56	0	0	0	-0.79	0.33	0	0	12425.3	-0.01
360	179	24	1991	0	0	0.47	0.55	0	0	0	-0.78	0.33	0	0	12425.8	-0.02
360	180	24	1991	0	0	0.48	0.52	0	0	0	-0.78	0.33	0	0	12426.3	-0.03
360	181	24	1991	9.91	0	5.08	1.51	0	0	0	4.54	0.33	0	0	12431.3	-0.04
360	182	24	1991	0	0	3.33	1.24	0	0	0	-3.62	0.33	0	0	12434.7	-0.05
360	183	24	1991	0	0	1.05	0.4	0	0	0	-1.37	0.33	0	0	12435.7	-0.02
360	184	24	1991	0	0	1.31	0.47	0	0	0	-1.63	0.33	0	0	12437	-0.02
360	185	24	1991	0	0	0.59	0.46	0	0	0	-0.89	0.33	0	0	12437.6	-0.03
360	186	24	1991	25.91	0	3.16	0.24	0	0	0	22.45	0.33	0	0	12440.8	-0.04
360	187	24	1991	0	0	5.6	4.6	0	0	0	-5.87	0.33	0	0	12446.4	-0.07
360	188	24	1991	5.84	0	5.8	2.23	0	0	0	-0.25	0.33	0	0	12452.2	-0.05
360	189	24	1991	0	0	6.54	4.88	0	0	0	-6.8	0.33	0	0	12458.7	-0.07
360	190	24	1991	0	0	6.16	4.11	0	0	0	-6.42	0.33	0	0	12464.9	-0.07
360	191	24	1991	0	0	3.14	1.6	0	0	0	-3.44	0.33	0	0	12468	-0.04
360	192	24	1991	0	0	1.92	0.74	0	0	0	-2.24	0.33	0	0	12470	-0.01
360	193	24	1991	0	0	1.57	0.69	0	0	0	-1.85	0.33	0	0	12471.5	-0.05
360	194	24	1991	6.6	0.82	2.13	0.11	0	0	0	3.31	0.33	0	0	12473.7	0.01
360	195	24	1991	0	0	2.76	0.48	0	0	0	-2.25	0.33	0	0	12476.4	-0.02
360	196	24	1991	0	0	2	0.58	0	0	0	-2.27	0.33	0	0	12478.4	-0.06
360	197	24	1991	0	0	1.45	0.59	0	0	0	-1.74	0.33	0	0	12479.9	-0.04
360	198	24	1991	0	0	0.79	0.6	0	0	0	-1.11	0.33	0	0	12480.7	-0.02
360	199	24	1991	0	0	0.54	0.6	0	0	0	-0.88	0.33	0	0	12481.2	0
360	200	24	1991	1.78	0	2.1	0.51	0	0	0	-0.64	0.33	0	0	12483.3	-0.02
360	201	24	1991	0	0	0.83	0.58	0	0	0	-1.12	0.33	0	0	12484.1	-0.05
360	202	24	1991	0	0	0.43	0.55	0	0	0	-0.75	0.33	0	0	12484.6	-0.01
360	203	24	1991	26.92	0	5.44	1.93	0	0	0	21.18	0.34	0	0	12490	-0.04
360	204	24	1991	3.56	0	7.55	3.31	0	0	0	-4.27	0.34	0	0	12497.6	-0.06
360	205	24	1991	0	0	7.34	5.57	0	0	0	-7.61	0.34	0	0	12504.9	-0.06
360	206	24	1991	0	0	5.53	4.31	0	0	0	-5.84	0.34	0	0	12510.4	-0.02
360	207	24	1991	0	0	2.44	1.13	0	0	0	-2.71	0.33	0	0	12512.9	-0.06
360	208	24	1991	0	0	2.01	0.71	0	0	0	-2.29	0.33	0	0	12514.9	-0.06
360	209	24	1991	0	0	1.59	0.66	0	0	0	-1.88	0.33	0	0	12516.5	-0.05
360	210	24	1991	0	0	0.9	0.55	0	0	0	-1.21	0.33	0	0	12517.4	-0.02
360	211	24	1991	2.03	0	1.86	0.33	0	0	0	-0.16	0.33	0	0	12519.2	0
360	212	24	1991	0	0	1.04	0.49	0	0	0	-1.32	0.33	0	0	12520.3	-0.05
360	213	24	1991	0	0	0.39	0.46	0	0	0	-0.7	0.33	0	0	12520.6	-0.02
360	214	24	1991	0	0	0.66	0.47	0	0	0	-0.96	0.33	0	0	12521.3	-0.03
360	215	24	1991	11.43	0.62	2.38	0.1	0	0	0	8.09	0.33	0	0	12523.7	0
360	216	24	1991	1.02	0	4.7	2.44	0	0	0	-3.36	0.33	0	0	12528.4	-0.04
360	217	24	1991	0	0	2.63	1.25	0	0	0	-2.91	0.33	0	0	12531	-0.05
360	218	24	1991	0	0	1.53	0.4	0	0	0	-1.82	0.33	0	0	12532.5	-0.04
360	219	24	1991	0	0	1.48	0.43	0	0	0	-1.78	0.33	0	0	12534	-0.04
360	220	24	1991	0	0	1.19	0.43	0	0	0	-1.48	0.33	0	0	12535.2	-0.04
360	221	24	1991	49.78	1.16	1.56	0.08	0	0	0	46.74	0.33	0	0	12536.8	-0.01
360	222	24	1991	3.56	0	5.7	1.68	0	0	0	-1.3	0.33	0	0	12542.5	-0.01
360	223	24	1991	1.52	0	4.67	2.63	0	0	0	-3.44	0.33	0	0	12547.1	-0.04
360	224	24	1991	0	0	5.25	4.23	0	0	0	-5.55	0.33	0	0	12552.4	-0.03
360	225	24	1991	0	0	5.6	4.48	0	0	0	-5.88	0.33	0	0	12558	-0.05
360	226	24	1991	0.25	0	6.04	4.59	0	0	0	-6.04	0.33	0	0	12564	-0.07
360	227	24	1991	1.78	0	5.44	3.07	0	0	0	-3.97	0.33	0	0	12569.5	-0.03
360	228	24	1991	0	0	6.01	4.58	0	0	0	-6.29	0.33	0	0	12575.5	-0.05
360	229	24	1991	0	0	6.97	5.28	0	0	0	-7.24	0.33	0	0	12582.5	-0.06
360	230	24	1991	2.03	0	5.54	2.78	0	0	0	-3.84	0.33	0	0	12588	0
360	231	24	1991	0	0	2.15	1.33	0	0	0	-2.43	0.33	0	0	12590.1	-0.05
360	232	24	1991	11.43	0	3.13	0.08	0	0	0	8	0.33	0	0	12593.3	-0.03
360	233	24	1991	0	0	3.19	2.58	0	0	0	-3.51	0.33	0	0	12596.5	-0.01

Attachment D-1
Honeywell
Wastebeds 9-15 SWSR Pre-Design Investigation
SHAW Output Data

RUN	DAY	HR	YR	PRECIP	precip INTRCP	ET	TRANSP	CANOPY chg in storage	SNOW chg in storage	RESIDUE chg in storage	SOIL chg in storage	PERC	RUNOFF	PONDED	Etcum	ERROR
360	234	24	1991	0	0	4.96	3.32	0	0	0	-5.23	0.33	0	0	12601.4	-0.06
360	235	24	1991	0	0	2.33	1.01	0	0	0	-2.62	0.33	0	0	12603.8	-0.04
360	236	24	1991	0	0	1.97	0.61	0	0	0	-2.25	0.33	0	0	12605.7	-0.05
360	237	24	1991	0	0	0.93	0.44	0	0	0	-1.22	0.33	0	0	12606.7	-0.04
360	238	24	1991	0	0	1.09	0.56	0	0	0	-1.4	0.33	0	0	12607.8	-0.01
360	239	24	1991	0	0	0.66	0.52	0	0	0	-0.96	0.32	0	0	12608.4	-0.02
360	240	24	1991	0	0	0.42	0.43	0	0	0	-0.73	0.32	0	0	12608.8	-0.02
360	241	24	1991	0	0	0.36	0.35	0	0	0	-0.67	0.32	0	0	12609.2	-0.02
360	242	24	1991	0	0	0.36	0.32	0	0	0	-0.65	0.32	0	0	12609.6	-0.04
360	243	24	1991	19.56	0	4.16	1.33	0	0	0	15.12	0.32	0	0	12613.7	-0.04
360	244	24	1991	0	0	5.08	3.12	0	0	0	-5.36	0.32	0	0	12618.8	-0.05
360	245	24	1991	0	0	4.58	3.25	0	0	0	-4.88	0.32	0	0	12623.4	-0.02
360	246	24	1991	0	0	2.18	1.09	0	0	0	-2.48	0.32	0	0	12625.5	-0.02
360	247	24	1991	6.1	0	3.01	0.36	0	0	0	2.8	0.32	0	0	12628.6	-0.03
360	248	24	1991	0	0	2.91	1.62	0	0	0	-3.19	0.32	0	0	12631.5	-0.04
360	249	24	1991	0	0	1.74	0.46	0	0	0	-2.02	0.32	0	0	12633.2	-0.03
360	250	24	1991	0	0	1.37	0.31	0	0	0	-1.66	0.32	0	0	12634.6	-0.03
360	251	24	1991	0	0	0.91	0.23	0	0	0	-1.21	0.32	0	0	12635.5	-0.02
360	252	24	1991	0	0	0.33	0.17	0	0	0	-0.62	0.32	0	0	12635.8	-0.03
360	253	24	1991	8.38	0	3.49	1.17	0	0	0	4.59	0.32	0	0	12639.3	-0.01
360	254	24	1991	0.51	0	2.75	0.56	0	0	0	-2.52	0.31	0	0	12642.1	-0.04
360	255	24	1991	0	0	1.62	0.1	0	0	0	-1.9	0.31	0	0	12643.7	-0.03
360	256	24	1991	0	0	0.99	0.08	0	0	0	-1.28	0.31	0	0	12644.7	-0.02
360	257	24	1991	0.25	0	0.76	0.09	0	0	0	-0.8	0.31	0	0	12645.4	-0.02
360	258	24	1991	31.24	0	1.88	0.28	0	0	0	29.1	0.31	0	0	12647.3	-0.05
360	259	24	1991	1.78	0	3.81	2.12	0	0	0	-2.32	0.31	0	0	12651.1	-0.02
360	260	24	1991	1.02	0	4.62	2.19	0	0	0	-3.85	0.31	0	0	12655.7	-0.07
360	261	24	1991	13.21	0	2.84	0.4	0	0	0	10.15	0.31	0	0	12658.6	-0.09
360	262	24	1991	11.18	0	3.19	0.45	0	0	0	7.72	0.31	0	0	12661.8	-0.04
360	263	24	1991	0	0	2.62	1.27	0	0	0	-2.89	0.31	0	0	12664.4	-0.04
360	264	24	1991	0	0	2.76	1.55	0	0	0	-3.05	0.31	0	0	12667.2	-0.02
360	265	24	1991	0	0	3.42	2.16	0	0	0	-3.69	0.31	0	0	12670.6	-0.04
360	266	24	1991	5.33	0	2.9	0.84	0	0	0	2.12	0.31	0	0	12673.5	0.01
360	267	24	1991	6.1	0	2.92	0.69	0	0	0	2.88	0.31	0	0	12676.4	-0.01
360	268	24	1991	18.8	0.79	1.08	0.05	0	0	0	16.65	0.3	0	0	12677.5	-0.02
360	269	24	1991	1.27	0	3.23	0.8	0	0	0	-1.45	0.3	0	0	12680.7	-0.03
360	270	24	1991	0.25	0	4.05	1.78	0	0	0	-4.03	0.3	0	0	12684.8	-0.06
360	271	24	1991	1.27	0	2.29	0.66	0	0	0	-1.31	0.3	0	0	12687	-0.01
360	272	24	1991	0	0	2.35	1.24	0	0	0	-2.61	0.3	0	0	12689.4	-0.04
360	273	24	1991	0	0	2.4	1.3	0	0	0	-2.66	0.3	0	0	12691.8	-0.05
360	274	24	1991	2.79	0	2.45	0.93	0	0	0	0.05	0.3	0	0	12694.2	-0.01
360	275	24	1991	0	0	3.09	1.93	0	0	0	-3.36	0.3	0	0	12697.3	-0.03
360	276	24	1991	5.59	0	2.58	0.68	0	0	0	2.77	0.3	0	0	12699.9	-0.06
360	277	24	1991	3.81	0	1.89	0.11	0	0	0	1.69	0.3	0	0	12701.8	-0.06
360	278	24	1991	6.1	0	3.89	1.23	0	0	0	1.99	0.3	0	0	12705.7	-0.08
360	279	24	1991	6.1	0	3.4	0.61	0	0	0	2.45	0.3	0	0	12709.1	-0.05
360	280	24	1991	0.25	0	2.9	0.82	0	0	0	-2.88	0.29	0	0	12712	-0.06
360	281	24	1991	0	0	2.38	1.06	0	0	0	-2.67	0.29	0	0	12714.4	-0.01
360	282	24	1991	0	0	3.17	1.51	0	0	0	-3.41	0.29	0	0	12717.5	-0.05
360	283	24	1991	6.6	0	1.47	0.07	0	0	0	4.88	0.29	0	0	12719	-0.03
360	284	24	1991	0	0	1.29	0.37	0	0	0	-1.55	0.29	0	0	12720.3	-0.04
360	285	24	1991	0	0	1.02	0.34	0	0	0	-1.28	0.29	0	0	12721.3	-0.03
360	286	24	1991	0	0	1.69	0.4	0	0	0	-1.93	0.29	0	0	12723	-0.05
360	287	24	1991	0	0	2.12	0.66	0	0	0	-2.36	0.29	0	0	12725.1	-0.04
360	288	24	1991	27.69	0.04	0.86	0.02	0	0	0	26.48	0.29	0	0	12726	0.02
360	289	24	1991	2.03	0	2.18	0.24	0	0	0	-0.35	0.29	0	0	12728.2	-0.04
360	290	24	1991	0	0	1.48	0.49	0	0	0	-1.74	0.29	0	0	12729.7	-0.03
360	291	24	1991	0	0	2.07	0.68	0	0	0	-2.32	0.29	0	0	12731.7	-0.03
360	292	24	1991	2.54	0.13	1.15	0	0	0	0	0.99	0.28	0	0	12732.9	-0.01
360	293	24	1991	0	0	1.37	0.19	0	0	0	-1.5	0.28	0	0	12734.2	-0.02
360	294	24	1991	0	0	1.69	0.28	0	0	0	-1.94	0.28	0	0	12735.9	-0.04
360	295	24	1991	0	0	2.03	0.51	0	0	0	-2.29	0.28	0	0	12738	-0.03
360	296	24	1991	0	0	1.9	0.47	0	0	0	-2.15	0.28	0	0	12739.9	-0.03
360	297	24	1991	0	0	1.86	0.3	0	0	0	-2.14	0.28	0	0	12741.7	0
360	298	24	1991	0	0	2.44	0.34	0	0	0	-2.7	0.28	0	0	12744.1	-0.02
360	299	24	1991	0	0	1.79	0.26	0	0	0	-2.04	0.28	0	0	12745.9	-0.03
360	300	24	1991	3.05	0	1.95	0.09	0	0	0	0.83	0.28	0	0	12747.9	-0.01
360	301	24	1991	0	0	2.79	0.07	0	0	0	-3.07	0.28	0	0	12750.7	0
360	302	24	1991	0	0	2.48	0.05	0	0	0	-2.75	0.28	0	0	12753.2	0
360	303	24	1991	0	0	1.75	0.05	0	0	0	-2.02	0.28	0	0	12754.9	0
360	304	24	1991	0	0	1.3	0.02	0	0	0	-1.57	0.27	0	0	12756.2	0
360	305	24	1991	0	0	1.46	0	0	0	0	-1.73	0.27	0	0	12757.7	0
360	306	24	1991	1.02	0	1.03	0	0	0	0	-0.29	0.27	0	0	12758.7	0
360	307	24	1991	0	0	2.23	0	0	0	0	-2.5	0.27	0	0	12760.9	0
360	308	24	1991	0	0	2.26	0	0	0	0	-2.53	0.27	0	0	12763.2	0
360	309	24	1991	0	0	1.82	0	0	0	0	-2.1	0.27	0	0	12765	0
360	310	24	1991	0	0	1.83	0	0	0	0	-2.1	0.27	0	0	12766.8	0
360	311	24	1991	0.76	0	0.96	0	0	0	0	-0.47	0.27	0	0	12767.8	0
360	312	24	1991	0	0	1.59	0	0	0	0	-1.86	0.27	0	0	12769.4	0
360	313	24	1991	0	0	1.21	0	0	0	0	-1.47	0.27	0	0	12770.6	0
360	314	24	1991	4.32	0	0.19	0	0	4.16	0	-0.3	0.27	0	0	12770.8	0
360	315	24	1991	12.7	0	-0.04	0	0	-2.14	0	14.62	0.27	0	0	12770.7	0
360	316	24	1991	1.78	0	0.25	0	0	-2.02	0	3.28	0.26	0	0	12771	0
360	317	24	1991	1.78	0	0.65	0	0	0	0	0.86	0.26	0	0	12771.7	0
360	318	24	1991	0.25	0	0.64	0	0	0	0	-0.65	0.26	0	0	12772.3	0
360	319	24	1991	5.59	0	0.52	0	0	0	0	4.8	0.26	0	0	12772.8	0
360	320	24	1991	0.25	0	1.49	0	0	0	0	-1.49	0.26	0	0	12774.3	0
360	321	24	1991	0	0	1.89	0	0	0	0	-2.15	0.26	0	0	12776.2	0
360	322	24	1991	0	0	0.73	0	0	0	0	-0.99	0.26	0	0	12776.9	0
360	323	24	1991	0	0	0.56	0	0	0	0	-0.82	0.26	0	0	12777.5	0
360	324	24	1991	0.76	0	0.87	0	0	0	0	-0.37	0.26	0	0	12778.4	0
360	325	24	1991	3.3	0	0.86	0	0	0	0	2.19	0.26	0	0	12779.2	0
360	326	24	1991	10.41	0	0.38	0	0	0	0	9.78	0.26	0	0	12779.6	0
360	327	24	1991	0.51	0	0.58	0	0	0	0	-0.32	0.26	0	0	12780.2	0
360	328	24	1991	10.41	0	1.61	0	0	0	0	8.55	0.25	0	0	12781.8	0
360	329	24	1991	1.27	0	3.57	0	0	0	0	-2.56	0.25	0	0	12785.4	0
360	330	24	1991	1.02	0	0.95	0	0	1.01	0	-1.2	0.25	0	0	12786.3	0
360	331	24	1991	0	0	0.44	0	0	-0.02	0	-0.66	0.25	0	0	12786.7	0
360	332	24	1991	7.11	0	0.39	0	0	-0.98	0	-0.42	0.25	7.89	0	12787.1	0
360	333	24	1991	5.08	0	0.09	0	0	0	0	4.74	0.25	0	0	12787.2	0
360	334	24	1991	0.76	0	1.52	0	0	0	0	-1	0.25	0	0	12788.7	0
360	335	24	1991	0	0	1.56	0	0	0	0	-1.8	0.25	0	0	12790.3	0
360	336	24	1991	0.51	0	2.48	0	0	0	0	-2.22	0.25	0	0	12792.8	0

Attachment D-1
Honeywell
Wastebeds 9-15 SWSR Pre-Design Investigation
SHAW Output Data

RUN	DAY	HR	YR	PRECIP	precip INTRCP	ET	TRANSP	CANOPY chg in storage	SNOW chg in storage	RESIDUE chg in storage	SOIL chg in storage	PERC	RUNOFF	PONDED	Etcum	ERROR
360	337	24	1991	18.03	0	0.79	0	0	0	0	0.55	0.25	16.46	0	12793.6	0
360	338	24	1991	3.56	0	1.21	0	0	3.41	0	-1.31	0.25	0	0	12794.8	0
360	339	24	1991	8.64	0	-0.02	0	0	8.86	0	-0.45	0.25	0	0	12794.8	0
360	340	24	1991	3.3	0	0.13	0	0	3.24	0	-0.31	0.24	0	0	12794.9	0
360	341	24	1991	0	0	0.14	0	0	-1.84	0	-0.25	0.24	1.71	0	12795	0
360	342	24	1991	0	0	-0.26	0	0	-11.57	0	0.03	0.24	11.56	0	12794.8	0
360	343	24	1991	2.79	0	0.29	0	0	-2.09	0	2.39	0.24	1.95	0	12795	0.02
360	344	24	1991	0	0	1.18	0	0	0	0	-1.42	0.24	0	0	12796.2	0
360	345	24	1991	0	0	1.28	0	0	0	0	-1.52	0.24	0	0	12797.5	0
360	346	24	1991	0.76	0	0.96	0	0	0	0	-0.44	0.24	0	0	12798.5	0
360	347	24	1991	1.78	0	0.8	0	0	0	0	0.74	0.24	0	0	12799.3	0
360	348	24	1991	1.78	0	1.15	0	0	0	0	0.39	0.24	0	0	12800.4	0
360	349	24	1991	1.27	0	3.07	0	0	0.78	0	-2.81	0.24	0	0	12803.5	0
360	350	24	1991	4.57	0	0.07	0	0	4.93	0	-0.66	0.24	0	0	12803.5	0
360	351	24	1991	1.02	0	0.21	0	0	0.99	0	-0.43	0.24	0	0	12803.8	0
360	352	24	1991	1.27	0	0.25	0	0	1.22	0	-0.43	0.24	0	0	12804	0
360	353	24	1991	0	0	0.03	0	0	0.27	0	-0.53	0.24	0	0	12804	0
360	354	24	1991	0	0	0.29	0	0	-0.17	0	-0.36	0.23	0	0	12804.3	0
360	355	24	1991	3.81	0	0.49	0	0	-2.74	0	-0.21	0.23	6.03	0	12804.8	0
360	356	24	1991	0	0	0.18	0	0	-1.08	0	-0.43	0.23	1.1	0	12805	0
360	357	24	1991	2.03	0	0.06	0	0	-2.05	0	-0.33	0.23	4.12	0	12805.1	0
360	358	24	1991	0	0	0.61	0	0	-0.08	0	-0.76	0.23	0	0	12805.7	0
360	359	24	1991	1.02	0	0.32	0	0	1.03	0	-0.56	0.23	0	0	12806	0
360	360	24	1991	0	0	0.09	0	0	0.22	0	-0.54	0.23	0	0	12806.1	0
360	361	24	1991	0.25	0	-0.02	0	0	0.51	0	-0.46	0.23	0	0	12806	0
360	362	24	1991	0	0	0	0	0	0.22	0	-0.45	0.23	0	0	12806	0
360	363	24	1991	22.1	0	-0.01	0	0	0.01	0	-0.21	0.23	22.07	0	12806	0
360	364	24	1991	0.25	0	0.03	0	0	0.48	0	-0.48	0.23	0	0	12806.1	0
360	365	24	1991	0	0	0.02	0	0	0.21	0	-0.46	0.23	0	0	12806.1	0
360	1	24	1992	0	0	0.03	0	0	0.15	0	-0.41	0.23	0	0	12806.1	0
360	2	24	1992	0	0	0.07	0	0	0	0	-0.3	0.23	0	0	12806.2	0
360	3	24	1992	0.51	0	-0.2	0	0	-2.56	0	-0.09	0.22	3.14	0	12806	0
360	4	24	1992	12.95	0	-0.24	0	0	-2.32	0	0.46	0.22	14.83	0	12805.8	0
360	5	24	1992	0.25	0	-0.1	0	0	0	0	0.13	0.22	0	0	12805.7	0
360	6	24	1992	0	0	1.23	0	0	0	0	-1.45	0.22	0	0	12806.9	0
360	7	24	1992	2.29	0	0.74	0	0	1.77	0	-0.45	0.22	0	0	12807.6	0
360	8	24	1992	0	0	0.33	0	0	0.22	0	-0.78	0.22	0	0	12808	0
360	9	24	1992	3.05	0	0.19	0	0	1.12	0	1.52	0.22	0	0	12808.2	0
360	10	24	1992	0	0	0.49	0	0	-0.94	0	0.23	0.22	0	0	12808.6	0
360	11	24	1992	1.02	0	0.36	0	0	1.03	0	-0.6	0.22	0	0	12809	0
360	12	24	1992	0.25	0	0.13	0	0	0.35	0	-0.45	0.22	0	0	12809.1	0
360	13	24	1992	1.27	0	-0.08	0	0	-3.55	0	4.68	0.22	0	0	12809.1	0
360	14	24	1992	11.94	0	0.36	0	0	0.78	0	1.64	0.22	8.94	0	12809.4	0
360	15	24	1992	1.27	0	0.38	0	0	1.43	0	-0.76	0.22	0	0	12809.8	0
360	16	24	1992	5.59	0	0.01	0	0	5.75	0	-0.39	0.22	0	0	12809.8	0
360	17	24	1992	1.27	0	0.12	0	0	1.21	0	-0.28	0.22	0	0	12809.9	0
360	18	24	1992	6.86	0	0.31	0	0	6.61	0	-0.28	0.22	0	0	12810.2	0
360	19	24	1992	1.78	0	-0.04	0	0	1.86	0	-0.26	0.21	0	0	12810.2	0
360	20	24	1992	0.76	0	-0.02	0	0	0.84	0	-0.26	0.21	0	0	12810.2	0
360	21	24	1992	2.29	0	0.07	0	0	2.26	0	-0.25	0.21	0	0	12810.2	0
360	22	24	1992	0	0	-0.05	0	0	0.11	0	-0.28	0.21	0	0	12810.2	0
360	23	24	1992	9.65	0	0.05	0	0	0.15	0	1.04	0.21	8.2	0	12810.2	0
360	24	24	1992	1.52	0	0.77	0	0	0.39	0	-0.26	0.21	0.41	0	12811	0
360	25	24	1992	0.51	0	0.04	0	0	0.64	0	-0.38	0.21	0	0	12811.1	0
360	26	24	1992	0.76	0	0.04	0	0	0.83	0	-0.32	0.21	0	0	12811.1	0
360	27	24	1992	0.51	0	0.04	0	0	0.55	0	-0.29	0.21	0	0	12811.1	0
360	28	24	1992	0	0	-0.01	0	0	0.05	0	-0.25	0.21	0	0	12811.1	0
360	29	24	1992	0	0	0.03	0	0	-0.01	0	-0.22	0.21	0	0	12811.1	0
360	30	24	1992	0	0	0.04	0	0	-0.04	0	-0.21	0.21	0	0	12811.2	0
360	31	24	1992	0.25	0	0.11	0	0	-0.2	0	-0.04	0.21	0.18	0	12811.3	0
360	32	24	1992	0.25	0	0.26	0	0	0.1	0	-0.32	0.21	0	0	12811.6	0
360	33	24	1992	0	0	0.11	0	0	-0.02	0	-0.3	0.21	0	0	12811.7	0
360	34	24	1992	0	0	0.03	0	0	0.07	0	-0.3	0.21	0	0	12811.7	0
360	35	24	1992	4.83	0	0.23	0	0	4.62	0	-0.24	0.21	0	0	12811.9	0
360	36	24	1992	0.25	0	0.28	0	0	0.02	0	-0.25	0.2	0	0	12812.2	0
360	37	24	1992	0	0	0.17	0	0	-0.11	0	-0.26	0.2	0	0	12812.4	0
360	38	24	1992	0	0	0.14	0	0	-0.11	0	-0.24	0.2	0	0	12812.5	0
360	39	24	1992	3.81	0	0.1	0	0	3.74	0	-0.23	0.2	0	0	12812.6	0
360	40	24	1992	2.03	0	0.13	0	0	1.95	0	-0.25	0.2	0	0	12812.7	0
360	41	24	1992	0	0	0.03	0	0	0.02	0	-0.26	0.2	0	0	12812.8	0
360	42	24	1992	2.03	0	0.34	0	0	1.73	0	-0.24	0.2	0	0	12813.1	0
360	43	24	1992	0	0	0.02	0	0	0.05	0	-0.27	0.2	0	0	12813.1	0
360	44	24	1992	1.52	0	0.1	0	0	1.48	0	-0.25	0.2	0	0	12813.2	0
360	45	24	1992	1.02	0	0.05	0	0	0.98	0	-0.21	0.2	0	0	12813.3	0
360	46	24	1992	12.95	0	0	0	0	-0.69	0	0.88	0.2	12.56	0	12813.3	0
360	47	24	1992	1.52	0	-0.12	0	0	-3.63	0	-0.09	0.2	5.16	0	12813.2	0
360	48	24	1992	0	0	0.13	0	0	-0.9	0	-0.16	0.2	0.72	0	12813.3	0
360	49	24	1992	7.62	0	0.01	0	0	-4.09	0	-0.02	0.2	11.53	0	12813.3	0
360	50	24	1992	0.51	0	-0.33	0	0	-13.01	0	0.11	0.2	13.53	0	12813	0
360	51	24	1992	1.02	0	0.31	0	0	-6.37	0	0.25	0.2	6.63	0	12813.3	0
360	52	24	1992	1.02	0	0.61	0	0	-3.27	0	-0.22	0.2	3.7	0	12813.9	0
360	53	24	1992	7.37	0	0.18	0	0	7.25	0	-0.26	0.2	0	0	12814.1	0
360	54	24	1992	2.54	0	0	0	0	-0.97	0	-0.14	0.19	3.46	0	12814.1	0
360	55	24	1992	2.03	0	0.18	0	0	1.8	0	-0.21	0.19	0.07	0	12814.3	0
360	56	24	1992	0	0	0.11	0	0	-3.87	0	-0.15	0.19	3.72	0	12814.4	0
360	57	24	1992	0.25	0	0.31	0	0	-2.94	0	-0.22	0.19	2.91	0	12814.7	0
360	58	24	1992	2.54	0	0.65	0	0	-4.45	0	-0.28	0.19	6.43	0	12815.3	0
360	59	24	1992	6.35	0	0.5	0	0	3.85	0	-0.34	0.19	2.15	0	12815.8	0
360	60	24	1992	1.02	0	0.44	0	0	0.79	0	-0.4	0.19	0	0	12816.3	0
360	61	24	1992	0	0	0.33	0	0	-0.35	0	-0.17	0.19	0	0	12816.6	0
360	62	24	1992	0	0	0.42	0	0	-0.38	0	-0.31	0.19	0.08	0	12817	0
360	63	24	1992	0	0	0.2	0	0	-0.42	0	-0.11	0.19	0.14	0	12817.2	0
360	64	24	1992	0	0	0.06	0	0	-2.66	0	-0.08	0.19	2.5	0	12817.3	0
360	65	24	1992	0	0	0.01	0	0	-3.43	0	0.32	0.19	2.91	0	12817.3	0
360	66	24	1992	2.79	0	0.78	0	0	0	0	1.14	0.19	0.69	0	12818.1	0
360	67	24	1992	13.97	0	0.26	0	0	0	0	5.18	0.19	8.34	0	12818.3	0
360	68	24	1992	0.76	0	-0.04	0	0	0	0	0.61	0.19	0	0	12818.3	0
360	69	24	1992	1.78	0	0.12	0	0	0	0	1.47	0.19	0	0	12818.4	0
360	70	24	1992	2.29	0	1.32	0	0	0	0	0.78	0.19	0	0	12819.7	0
360	71	24	1992	16.26	0	1.9	0	0	15.83	0	-1.66	0.19	0	0	12821.6	0
360	72	24	1992	3.05	0	0.15	0	0	2.98	0	-0.26	0.19	0	0	12821.8	0
360	73	24	1992	2.29	0	0.16	0	0	2.21	0	-0.27	0.19	0	0	12821.9	0
360	74	24	1992	4.06	0	0.05	0	0	4.09	0	-0.26	0.18	0	0	12822	0

Attachment D-1
Honeywell
Wastebeds 9-15 SWSR Pre-Design Investigation
SHAW Output Data

RUN	DAY	HR	YR	PRECIP	precip INTRCP	ET	TRANSP	CANOPY chg in storage	SNOW chg in storage	RESIDUE chg in storage	SOIL chg in storage	PERC	RUNOFF	PONDED	Etcum	ERROR
360	75	24	1992	0.76	0	0.05	0	0	0.77	0	-0.24	0.18	0	0	12822	0
360	76	24	1992	0	0	0.06	0	0	0.01	0	-0.25	0.18	0	0	12822.1	0
360	77	24	1992	2.03	0	0.29	0	0	1.81	0	-0.25	0.18	0	0	12822.4	0
360	78	24	1992	0	0	0.14	0	0	-0.04	0	-0.28	0.18	0	0	12822.5	0
360	79	24	1992	0	0	0.45	0	0	-0.41	0	-0.23	0.18	0	0	12823	0
360	80	24	1992	0	0	0.41	0	0	-0.39	0	-0.24	0.18	0.04	0	12823.4	0
360	81	24	1992	0.76	0	0.32	0	0	0.56	0	-0.29	0.18	0	0	12823.7	0
360	82	24	1992	4.83	0	0.11	0	0	4.8	0	-0.27	0.18	0	0	12823.8	0
360	83	24	1992	0	0	0.06	0	0	-0.3	0	-0.2	0.18	0.26	0	12823.9	0
360	84	24	1992	0.76	0	0.23	0	0	0.46	0	-0.21	0.18	0.1	0	12824.1	0
360	85	24	1992	0	0	0.22	0	0	-4.14	0	-0.2	0.18	3.95	0	12824.3	0
360	86	24	1992	18.29	0	-0.12	0	0	-15.92	0	-0.14	0.18	34.29	0	12824.2	0
360	87	24	1992	20.32	0	-0.52	0	0	-12.3	0	0.54	0.18	32.42	0	12823.7	0
360	88	24	1992	1.02	0	1.44	0	0	0.66	0	-1.26	0.18	0	0	12825.1	0
360	89	24	1992	0	0	2.55	0	0	-0.66	0	-2.06	0.18	0	0	12827.7	0
360	90	24	1992	0.51	0	0.5	0	0	0	0	-0.65	0.18	0.49	0	12828.2	0
360	91	24	1992	0	0	3.72	0	0	0	0	-3.9	0.18	0	0	12831.9	0
360	92	24	1992	5.59	0.01	1.53	0	0	0	0	3.87	0.18	0	0	12833.4	0
360	93	24	1992	0.51	0	3.34	0	0	0	0	-3.01	0.18	0	0	12836.8	0
360	94	24	1992	0.76	0	2.34	0	0	0	0	-1.75	0.18	0	0	12839.1	0
360	95	24	1992	0	0	3.41	0.06	0	0	0	-3.58	0.18	0	0	12842.5	0
360	96	24	1992	0	0	3.66	0.06	0	0	0	-3.83	0.17	0	0	12846.2	0
360	97	24	1992	0	0	3.63	0.12	0	0	0	-3.8	0.17	0	0	12849.8	0
360	98	24	1992	3.81	0	2.77	0.17	0	0	0	0.87	0.17	0	0	12852.6	0
360	99	24	1992	0	0	3.62	0.19	0	0	0	-3.79	0.17	0	0	12856.2	0
360	100	24	1992	1.02	0	1.34	0.09	0	0	0	-0.49	0.17	0	0	12857.5	0
360	101	24	1992	0	0	3.03	0.35	0	0	0	-3.21	0.17	0	0	12860.6	0
360	102	24	1992	23.11	0	1.44	0	0	0	0	21.51	0.17	0	0	12862	-0.01
360	103	24	1992	0	0	4.13	0.14	0	0	0	-4.29	0.17	0	0	12866.1	-0.01
360	104	24	1992	0	0	3.66	0	0	0	0	-3.82	0.17	0	0	12869.8	-0.01
360	105	24	1992	0	0	3.27	0.39	0	0	0	-3.44	0.17	0	0	12873	0
360	106	24	1992	0	0	3.21	0.48	0	0	0	-3.38	0.17	0	0	12876.3	0
360	107	24	1992	35.56	0	2.35	0.14	0	0	0	33.05	0.17	0	0	12878.6	-0.01
360	108	24	1992	3.56	0.02	0.85	0	0	0	0	2.51	0.17	0	0	12879.5	0.01
360	109	24	1992	3.56	0	1.13	0.01	0	0	0	2.29	0.17	0	0	12880.6	-0.01
360	110	24	1992	0	0	2.63	0.76	0	0	0	-2.79	0.17	0	0	12883.2	-0.01
360	111	24	1992	0	0	3.98	1.18	0	0	0	-4.14	0.17	0	0	12887.2	-0.01
360	112	24	1992	2.29	0	2.97	0.8	0	0	0	-0.86	0.17	0	0	12890.2	0.01
360	113	24	1992	0.25	0	3.73	1.17	0	0	0	-3.62	0.17	0	0	12893.9	-0.03
360	114	24	1992	0.51	0	4.59	1.09	0	0	0	-4.22	0.17	0	0	12898.5	-0.02
360	115	24	1992	4.32	0	1.78	0.14	0	0	0	2.37	0.17	0	0	12900.3	-0.01
360	116	24	1992	1.27	0	1.68	0.2	0	0	0	-0.56	0.17	0	0	12902	-0.02
360	117	24	1992	3.56	0	1.67	0.04	0	0	0	1.74	0.17	0	0	12903.6	-0.02
360	118	24	1992	0	0	3.96	1.2	0	0	0	-4.11	0.17	0	0	12907.6	-0.02
360	119	24	1992	0	0	4.06	1.26	0	0	0	-4.23	0.17	0	0	12911.6	0.01
360	120	24	1992	0	0	4.19	1.45	0	0	0	-4.34	0.17	0	0	12915.8	-0.02
360	121	24	1992	0.25	0	1.85	0.77	0	0	0	-1.76	0.17	0	0	12917.7	0
360	122	24	1992	4.06	0	2.07	0.29	0	0	0	1.85	0.16	0	0	12919.7	-0.02
360	123	24	1992	33.02	0	2.83	1.08	0	0	0	30.04	0.16	0	0	12922.6	-0.02
360	124	24	1992	0	0	5.35	1.75	0	0	0	-5.47	0.16	0	0	12927.9	-0.04
360	125	24	1992	0	0	4.72	1.64	0	0	0	-4.86	0.16	0	0	12932.6	-0.03
360	126	24	1992	0	0	2.74	1.09	0	0	0	-2.89	0.16	0	0	12935.4	-0.01
360	127	24	1992	0.51	0	2.88	1.11	0	0	0	-2.53	0.16	0	0	12938.3	-0.01
360	128	24	1992	0	0	4.18	1.85	0	0	0	-4.32	0.16	0	0	12942.4	-0.02
360	129	24	1992	1.02	0	3.36	1.43	0	0	0	-2.48	0.16	0	0	12945.8	-0.02
360	130	24	1992	0	0	3.97	2.25	0	0	0	-4.12	0.16	0	0	12949.8	-0.02
360	131	24	1992	0	0	3.13	1.76	0	0	0	-3.28	0.16	0	0	12952.9	-0.02
360	132	24	1992	0	0	5.07	2.54	0	0	0	-5.2	0.16	0	0	12958	-0.04
360	133	24	1992	0	0	5.67	3.26	0	0	0	-5.83	0.16	0	0	12963.6	0
360	134	24	1992	0.76	0	5.27	2.78	0	0	0	-4.66	0.16	0	0	12968.9	-0.01
360	135	24	1992	0	0	4.51	2.01	0	0	0	-4.64	0.16	0	0	12973.4	-0.03
360	136	24	1992	7.62	0	4.87	1.8	0	0	0	2.59	0.16	0	0	12978.3	0
360	137	24	1992	0	0	2.65	1.66	0	0	0	-2.81	0.16	0	0	12980.9	0
360	138	24	1992	6.86	0	5.93	2.37	0	0	0	0.77	0.16	0	0	12986.9	0
360	139	24	1992	6.86	0	4.19	1.05	0	0	0	2.54	0.16	0	0	12991.1	-0.03
360	140	24	1992	0	0	5.1	2.77	0	0	0	-5.23	0.16	0	0	12996.2	-0.03
360	141	24	1992	0	0	5.72	3.34	0	0	0	-5.88	0.16	0	0	13001.9	0
360	142	24	1992	0	0	5.96	3.47	0	0	0	-6.12	0.16	0	0	13007.8	0
360	143	24	1992	0	0	5.81	3.51	0	0	0	-5.93	0.16	0	0	13013.7	-0.03
360	144	24	1992	0	0	6.22	4.17	0	0	0	-6.35	0.16	0	0	13019.9	-0.02
360	145	24	1992	9.65	0	3.11	0.48	0	0	0	6.4	0.16	0	0	13023	-0.02
360	146	24	1992	0	0	4.92	2.44	0	0	0	-5.05	0.16	0	0	13027.9	-0.03
360	147	24	1992	2.79	0.21	1.96	0.11	0	0	0	0.45	0.16	0	0	13029.9	0.01
360	148	24	1992	7.37	0.12	2.17	0	0	0	0	5.12	0.16	0	0	13032	0
360	149	24	1992	0	0	4.89	2.81	0	0	0	-4.92	0.16	0	0	13036.9	-0.01
360	150	24	1992	0	0	5.42	3.23	0	0	0	-5.55	0.16	0	0	13042.4	-0.03
360	151	24	1992	10.92	0	4.06	1.44	0	0	0	6.71	0.16	0	0	13046.4	-0.01
360	152	24	1992	40.89	0.19	1.96	0.09	0	0	0	38.59	0.16	0	0	13048.4	-0.01
360	153	24	1992	6.1	0.24	1.98	0	0	0	0	3.91	0.16	0	0	13050.4	0
360	154	24	1992	0	0	5.15	3.21	0	0	0	-5.05	0.15	0	0	13055.5	-0.01
360	155	24	1992	0	0	5.95	3.88	0	0	0	-6.07	0.15	0	0	13061.5	-0.03
360	156	24	1992	0	0	5.68	3.96	0	0	0	-5.82	0.15	0	0	13067.1	-0.02
360	157	24	1992	1.78	0	3.67	1.73	0	0	0	-2.02	0.15	0	0	13070.8	-0.03
360	158	24	1992	2.29	0	3.5	1.39	0	0	0	-1.34	0.15	0	0	13074.3	-0.03
360	159	24	1992	7.37	0	3.55	1.11	0	0	0	3.71	0.15	0	0	13077.9	-0.05
360	160	24	1992	0.25	0	3.78	2.47	0	0	0	-3.63	0.15	0	0	13081.6	-0.05
360	161	24	1992	0	0	6.76	4.13	0	0	0	-6.87	0.15	0	0	13088.4	-0.03
360	162	24	1992	0	0	5.87	3.92	0	0	0	-6.01	0.15	0	0	13094.3	-0.02
360	163	24	1992	0	0	6.08	4.17	0	0	0	-6.21	0.15	0	0	13100.4	-0.03
360	164	24	1992	0	0	6.45	4.55	0	0	0	-6.58	0.15	0	0	13106.8	-0.02
360	165	24	1992	0	0	6.8	4.97	0	0	0	-6.94	0.15	0	0	13113.6	-0.01
360	166	24	1992	0	0	5.45	3.78	0	0	0	-5.56	0.15	0	0	13119.1	-0.04
360	167	24	1992	0	0	2.97	1.69	0	0	0	-3.09	0.15	0	0	13122	-0.03
360	168	24	1992	0	0	1.26	1	0	0	0	-1.39	0.15	0	0	13123.3	-0.02
360	169	24	1992	0	0	0.55	0.72	0	0	0	-0.68	0.15	0	0	13123.8	-0.02
360	170	24	1992	0	0	0.48	0.57	0	0	0	-0.64	0.15	0	0	13124.3	0
360	171	24	1992	1.27	0	1.1	0.39	0	0	0	0.03	0.15	0	0	13125.4	-0.01
360	172	24	1992	0	0	0.5	0.36	0	0	0	-0.62	0.15	0	0	13125.9	-0.03
360	173	24	1992	0.76	0	1	0.29	0	0	0	-0.36	0.15	0	0	13126.9	-0.02
360	174	24	1992	0.76	0	1.01	0.3	0	0	0	-0.38	0.15	0	0	13127.9	-0.02
360	175	24	1992	0	0	1.26	0.47	0	0	0	-1.38	0.15	0	0	13129.2	-0.02
360	176	24	1992	24.64	0.04	2.34	0.1	0	0	0	22.1	0.15	0	0	13131.5	0.02
360	177	24	1992	0	0	5.16	3.89	0	0	0	-5.24	0.15	0	0	13136.7	-0.03

Attachment D-1
Honeywell
Wastebeds 9-15 SWSR Pre-Design Investigation
SHAW Output Data

RUN	DAY	HR	YR	PRECIP	precip INTRCP	ET	TRANSP	CANOPY chg in storage	SNOW chg in storage	RESIDUE chg in storage	SOIL chg in storage	PERC	RUNOFF	PONDED	Etcum	ERROR
360	178	24	1992	0	0	5.26	4.1	0	0	0	-5.38	0.15	0	0	13141.9	-0.03
360	179	24	1992	0	0	4.84	3.56	0	0	0	-4.95	0.15	0	0	13146.8	-0.04
360	180	24	1992	0	0	3.91	2.26	0	0	0	-4.02	0.15	0	0	13150.7	-0.04
360	181	24	1992	0	0	2.62	1.08	0	0	0	-2.72	0.15	0	0	13153.3	-0.04
360	182	24	1992	0	0	1.64	0.61	0	0	0	-1.77	0.15	0	0	13154.9	-0.02
360	183	24	1992	0	0	1.13	0.61	0	0	0	-1.24	0.15	0	0	13156.1	-0.04
360	184	24	1992	0	0	0.9	0.61	0	0	0	-1	0.15	0	0	13157	-0.04
360	185	24	1992	34.8	0	3.35	0.57	0	0	0	31.3	0.15	0	0	13160.3	-0.01
360	186	24	1992	2.29	0	5.5	2.9	0	0	0	-3.35	0.15	0	0	13165.8	-0.01
360	187	24	1992	8.38	0	5.81	2.18	0	0	0	2.48	0.15	0	0	13171.6	-0.05
360	188	24	1992	0	0	4.76	3.47	0	0	0	-4.85	0.15	0	0	13176.4	-0.05
360	189	24	1992	0	0	5.92	4.65	0	0	0	-6.04	0.15	0	0	13182.3	-0.03
360	190	24	1992	11.18	0	5.06	1.64	0	0	0	6	0.15	0	0	13187.4	-0.03
360	191	24	1992	5.59	0	6.81	3.18	0	0	0	-1.37	0.14	0	0	13194.2	0
360	192	24	1992	0.51	0	4.82	3.71	0	0	0	-4.39	0.14	0	0	13199	-0.07
360	193	24	1992	0	0	4.64	3.64	0	0	0	-4.73	0.14	0	0	13203.7	-0.06
360	194	24	1992	14.73	0.64	2.65	0.22	0	0	0	11.32	0.14	0	0	13206.3	-0.02
360	195	24	1992	7.11	0.12	3.55	0	0	0	0	3.95	0.14	0	0	13209.9	-0.01
360	196	24	1992	17.78	0.07	3.39	0.23	0	0	0	14.3	0.14	0	0	13213.2	-0.01
360	197	24	1992	22.86	1.31	2.07	0.13	0	0	0	19.41	0.14	0	0	13215.3	0
360	198	24	1992	0	0	4.92	3.13	0	0	0	-3.72	0.14	0	0	13220.2	-0.04
360	199	24	1992	16.26	0	4.87	1.63	0	0	0	11.24	0.14	0	0	13225.1	0
360	200	24	1992	2.03	0	5.48	3.26	0	0	0	-3.52	0.14	0	0	13230.6	-0.07
360	201	24	1992	0	0	4.62	3.87	0	0	0	-4.68	0.14	0	0	13235.2	-0.08
360	202	24	1992	0	0	6.09	5.08	0	0	0	-6.15	0.14	0	0	13241.3	-0.08
360	203	24	1992	0.76	0	5.46	3.35	0	0	0	-4.77	0.14	0	0	13246.7	-0.07
360	204	24	1992	0	0	5.05	4.18	0	0	0	-5.15	0.14	0	0	13251.8	-0.04
360	205	24	1992	19.81	1.52	2.02	0.15	0	0	0	16.14	0.14	0	0	13253.8	-0.01
360	206	24	1992	0	0	2.92	1.15	0	0	0	-1.52	0.14	0	0	13256.7	-0.03
360	207	24	1992	0	0	2.32	2.12	0	0	0	-2.46	0.14	0	0	13259.1	0
360	208	24	1992	2.29	0	2.43	0.47	0	0	0	-0.27	0.14	0	0	13261.5	-0.01
360	209	24	1992	0	0	5.26	4.08	0	0	0	-5.34	0.14	0	0	13266.8	-0.06
360	210	24	1992	0	0	3.81	3.01	0	0	0	-3.89	0.14	0	0	13270.6	-0.06
360	211	24	1992	1.52	0	4.83	2.97	0	0	0	-3.41	0.14	0	0	13275.4	-0.04
360	212	24	1992	0	0	5.21	4.07	0	0	0	-5.28	0.14	0	0	13280.6	-0.07
360	213	24	1992	35.31	0	3.82	0.57	0	0	0	31.38	0.14	0	0	13284.4	-0.03
360	214	24	1992	0.51	0	6.42	4.67	0	0	0	-5.97	0.14	0	0	13290.8	-0.07
360	215	24	1992	0	0	6.34	5.27	0	0	0	-6.45	0.14	0	0	13297.2	-0.03
360	216	24	1992	0.25	0	3.75	3.03	0	0	0	-3.61	0.14	0	0	13300.9	-0.03
360	217	24	1992	5.33	0.4	3.11	0.2	0	0	0	1.72	0.14	0	0	13304	-0.03
360	218	24	1992	0	0	6.54	4.57	0	0	0	-6.25	0.14	0	0	13310.6	-0.03
360	219	24	1992	0	0	5.62	4.53	0	0	0	-5.74	0.14	0	0	13316.2	-0.02
360	220	24	1992	0	0	5.43	4.42	0	0	0	-5.53	0.14	0	0	13321.6	-0.04
360	221	24	1992	3.3	0	4.46	1.51	0	0	0	-1.27	0.14	0	0	13326.1	-0.02
360	222	24	1992	0.51	0	2.77	2.09	0	0	0	-2.39	0.14	0	0	13328.9	-0.01
360	223	24	1992	4.57	0	5.16	1.87	0	0	0	-0.65	0.14	0	0	13334	-0.07
360	224	24	1992	0.25	0	5.72	4	0	0	0	-5.56	0.14	0	0	13339.7	-0.04
360	225	24	1992	0	0	5.33	3.67	0	0	0	-5.42	0.14	0	0	13345.1	-0.05
360	226	24	1992	4.06	0.89	2.25	0.11	0	0	0	0.8	0.14	0	0	13347.3	-0.01
360	227	24	1992	0	0	2.19	0.97	0	0	0	-1.41	0.14	0	0	13349.5	-0.03
360	228	24	1992	0	0	2.04	1.61	0	0	0	-2.13	0.14	0	0	13351.6	-0.05
360	229	24	1992	0	0	1.95	1.55	0	0	0	-2.07	0.14	0	0	13353.5	-0.01
360	230	24	1992	0	0	2.42	2.13	0	0	0	-2.52	0.14	0	0	13355.9	-0.04
360	231	24	1992	0.25	0	4.69	3.52	0	0	0	-4.53	0.14	0	0	13360.6	-0.04
360	232	24	1992	1.52	0	5.47	3.03	0	0	0	-4.06	0.14	0	0	13366.1	-0.02
360	233	24	1992	0	0	4.42	3.02	0	0	0	-4.51	0.14	0	0	13370.5	-0.05
360	234	24	1992	0	0	4.38	3.06	0	0	0	-4.48	0.14	0	0	13374.9	-0.04
360	235	24	1992	0	0	2.72	1.75	0	0	0	-2.82	0.14	0	0	13377.6	-0.04
360	236	24	1992	0	0	2.14	1	0	0	0	-2.24	0.14	0	0	13379.7	-0.03
360	237	24	1992	0	0	1.2	0.67	0	0	0	-1.32	0.14	0	0	13381	-0.02
360	238	24	1992	3.3	0	2.82	0.3	0	0	0	0.38	0.14	0	0	13383.8	-0.04
360	239	24	1992	0	0	1.15	0.52	0	0	0	-1.23	0.14	0	0	13384.9	-0.05
360	240	24	1992	7.11	0	3.2	0.57	0	0	0	3.81	0.13	0	0	13388.1	-0.04
360	241	24	1992	34.54	0	5.32	2.07	0	0	0	29.15	0.13	0	0	13393.4	-0.05
360	242	24	1992	0	0	4.34	2.68	0	0	0	-4.41	0.13	0	0	13397.8	-0.06
360	243	24	1992	1.52	0	4.69	2.85	0	0	0	-3.29	0.13	0	0	13402.5	-0.01
360	244	24	1992	0	0	4.25	2.78	0	0	0	-4.35	0.13	0	0	13406.7	-0.04
360	245	24	1992	0	0	4.57	2.97	0	0	0	-4.67	0.13	0	0	13411.3	-0.03
360	246	24	1992	0	0	4.08	2.99	0	0	0	-4.19	0.13	0	0	13415.4	-0.02
360	247	24	1992	13.21	0.41	1.84	0.08	0	0	0	10.8	0.13	0	0	13417.2	0.02
360	248	24	1992	0	0	4.08	2.48	0	0	0	-3.78	0.13	0	0	13421.3	-0.02
360	249	24	1992	0	0	4.16	3.03	0	0	0	-4.24	0.13	0	0	13425.5	-0.06
360	250	24	1992	0.25	0	2.39	1.62	0	0	0	-2.23	0.13	0	0	13427.9	-0.04
360	251	24	1992	0	0	3.6	2.74	0	0	0	-3.71	0.13	0	0	13431.5	-0.02
360	252	24	1992	6.35	0	4.43	1.67	0	0	0	1.81	0.13	0	0	13435.9	-0.02
360	253	24	1992	0	0	4.17	2.81	0	0	0	-4.25	0.13	0	0	13440.1	-0.05
360	254	24	1992	23.88	0	4.14	1.67	0	0	0	19.65	0.13	0	0	13444.2	-0.06
360	255	24	1992	0	0	3.81	2.04	0	0	0	-3.89	0.13	0	0	13448	-0.04
360	256	24	1992	0	0	3.7	2.27	0	0	0	-3.79	0.13	0	0	13451.7	-0.04
360	257	24	1992	0	0	3.65	2.5	0	0	0	-3.75	0.13	0	0	13455.4	-0.04
360	258	24	1992	0	0	3.52	2.48	0	0	0	-3.62	0.13	0	0	13458.9	-0.03
360	259	24	1992	0	0	3.69	2.67	0	0	0	-3.8	0.13	0	0	13462.6	-0.03
360	260	24	1992	0	0	3.32	2.39	0	0	0	-3.43	0.13	0	0	13465.9	-0.02
360	261	24	1992	0	0	3.1	1.92	0	0	0	-3.19	0.13	0	0	13469	-0.04
360	262	24	1992	14.99	0	4.24	1.52	0	0	0	10.68	0.13	0	0	13473.2	-0.06
360	263	24	1992	0	0	3.5	1.71	0	0	0	-3.57	0.13	0	0	13476.7	-0.05
360	264	24	1992	0	0	3.31	1.97	0	0	0	-3.39	0.13	0	0	13480	-0.05
360	265	24	1992	17.53	0	2.12	0.31	0	0	0	15.3	0.13	0	0	13482.1	-0.02
360	266	24	1992	15.75	0	2.3	0.35	0	0	0	13.4	0.13	0	0	13484.5	-0.09
360	267	24	1992	0	0	3.32	1.3	0	0	0	-3.41	0.13	0	0	13487.8	-0.04
360	268	24	1992	0	0	2.71	1.54	0	0	0	-2.82	0.13	0	0	13490.5	-0.03
360	269	24	1992	0	0	3.26	1.87	0	0	0	-3.35	0.13	0	0	13493.7	-0.04
360	270	24	1992	12.95	0	1.66	0.1	0	0	0	11.16	0.13	0	0	13495.4	0.01
360	271	24	1992	7.62	0	2.36	0.68	0	0	0	5.13	0.13	0	0	13497.8	0
360	272	24	1992	0	0	3.11	1.68	0	0	0	-3.18	0.13	0	0	13500.9	-0.05
360	273	24	1992	1.02	0	3.19	0.95	0	0	0	-2.26	0.13	0	0	13504.1	-0.05
360	274	24	1992	2.03	0	2.25	0.23	0	0	0	-0.32	0.13	0	0	13506.3	-0.03
360	275	24	1992	0	0	2.26	1.08	0	0	0	-2.38	0.13	0	0	13508.6	-0.01
360	276	24	1992	0	0	2.61	1.64	0	0	0	-2.7	0.13	0	0	13511.2	-0.04
360	277	24	1992	0	0	1.55	0.88	0	0	0	-1.66	0.13	0	0	13512.7	-0.02
360	278	24	1992	0	0	2.98	1.19	0	0	0	-3.08	0.13	0	0	13515.7	-0.03
360	279	24	1992	0	0	2.35	0.83	0	0	0	-2.46	0.13	0	0	13518.1	-0.02
360	280	24	1992	0	0	1.9	0.9	0	0	0	-2.01	0.13	0	0	13520	-0.01

Attachment D-1
Honeywell
Wastebeds 9-15 SWSR Pre-Design Investigation
SHAW Output Data

RUN	DAY	HR	YR	PRECIP	precip INTRCP	ET	TRANSP	CANOPY chg in storage	SNOW chg in storage	RESIDUE chg in storage	SOIL chg in storage	PERC	RUNOFF	PONDED	Etcum	ERROR
360	281	24	1992	0	0	2.21	1.18	0	0	0	-2.31	0.13	0	0	13522.2	-0.03
360	282	24	1992	0	0	2.51	1.23	0	0	0	-2.6	0.13	0	0	13524.7	-0.04
360	283	24	1992	9.91	0	1.28	0.17	0	0	0	8.52	0.13	0	0	13526	-0.02
360	284	24	1992	0	0	2.31	0.91	0	0	0	-2.38	0.13	0	0	13528.3	-0.05
360	285	24	1992	2.79	0.16	1.12	0.03	0	0	0	1.41	0.13	0	0	13529.4	-0.02
360	286	24	1992	0.51	0	2.5	0.58	0	0	0	-1.91	0.13	0	0	13531.9	-0.05
360	287	24	1992	0	0	3.18	0.79	0	0	0	-3.25	0.13	0	0	13535.1	-0.06
360	288	24	1992	1.52	0	1.07	0.06	0	0	0	0.34	0.13	0	0	13536.1	-0.01
360	289	24	1992	5.08	0.12	0.67	0.03	0	0	0	4.14	0.13	0	0	13536.8	0.03
360	290	24	1992	7.87	0	1.65	0.25	0	0	0	6.25	0.13	0	0	13538.5	-0.03
360	291	24	1992	0	0	3.24	0.38	0	0	0	-3.3	0.13	0	0	13541.7	-0.07
360	292	24	1992	1.02	0	1.9	0.25	0	0	0	-1	0.13	0	0	13543.6	-0.01
360	293	24	1992	5.84	0	1.24	0	0	0	0	4.48	0.13	0	0	13544.8	-0.01
360	294	24	1992	2.03	0	1.93	0.1	0	0	0	0	0.13	0	0	13546.8	-0.03
360	295	24	1992	2.79	0.09	0.6	0	0	0	0	1.97	0.13	0	0	13547.4	0.01
360	296	24	1992	0	0	1.5	0.18	0	0	0	-1.53	0.13	0	0	13548.9	-0.01
360	297	24	1992	0	0	1.39	0.29	0	0	0	-1.5	0.13	0	0	13550.3	-0.02
360	298	24	1992	21.59	0	1.04	0.06	0	0	0	20.43	0.13	0	0	13551.3	-0.01
360	299	24	1992	0.25	0	1.88	0.05	0	0	0	-1.74	0.12	0	0	13553.2	-0.01
360	300	24	1992	4.32	0	1.06	0.02	0	0	0	3.14	0.12	0	0	13554.2	-0.01
360	301	24	1992	1.27	0	1.3	0.03	0	0	0	-0.15	0.12	0	0	13555.5	0
360	302	24	1992	0	0	1.75	0.05	0	0	0	-1.87	0.12	0	0	13557.3	0
360	303	24	1992	1.52	0	0.92	0	0	0	0	0.49	0.12	0	0	13558.2	0
360	304	24	1992	0	0	1.81	0.01	0	0	0	-1.93	0.12	0	0	13560	0
360	305	24	1992	0	0	0.96	0	0	0	0	-1.09	0.12	0	0	13561	0
360	306	24	1992	0	0	1.73	0	0	0	0	-1.85	0.12	0	0	13562.7	0
360	307	24	1992	19.05	0	1.54	0	0	0	0	17.39	0.12	0	0	13564.2	0
360	308	24	1992	7.87	0	1.73	0	0	0	0	6.03	0.12	0	0	13566	0
360	309	24	1992	4.57	0	1.4	0	0	0	0	3.05	0.12	0	0	13567.4	0
360	310	24	1992	8.38	0	1.84	0	0	0	0	6.42	0.12	0	0	13569.2	0
360	311	24	1992	0.51	0	1.68	0	0	0	0	-1.29	0.12	0	0	13570.9	0
360	312	24	1992	0.25	0	2.35	0	0	0	0	-2.22	0.12	0	0	13573.2	-0.01
360	313	24	1992	0	0	1.03	0	0	0	0	-1.16	0.12	0	0	13574.3	0
360	314	24	1992	0	0	0.9	0	0	0	0	-1.02	0.12	0	0	13575.2	0
360	315	24	1992	4.06	0	0.7	0	0	0	0	-0.82	0.12	4.06	0	13575.9	0
360	316	24	1992	2.29	0	0.31	0	0	0	0	1.86	0.12	0	0	13576.2	0
360	317	24	1992	1.78	0	1.61	0	0	0	0	0.05	0.12	0	0	13577.8	0
360	318	24	1992	1.52	0	5.32	0	0	0	0	-3.91	0.12	0	0	13583.1	0
360	319	24	1992	0.51	0	2.45	0	0	0	0	-2.06	0.12	0	0	13585.5	0
360	320	24	1992	2.03	0	0.9	0	0	2.03	0	-1.03	0.12	0	0	13586.5	0
360	321	24	1992	1.02	0	0.22	0	0	1.21	0	-0.54	0.12	0	0	13586.7	0
360	322	24	1992	6.35	0	0.04	0	0	-0.28	0	0.26	0.12	6.21	0	13586.7	0
360	323	24	1992	0	0	0	0	0	-0.55	0	0.05	0.12	0.38	0	13586.7	0
360	324	24	1992	0	0	0.13	0	0	-0.12	0	-0.43	0.12	0.3	0	13586.8	0
360	325	24	1992	0	0	0.32	0	0	-0.59	0	-0.55	0.12	0.69	0	13587.2	0
360	326	24	1992	2.03	0	0.01	0	0	-1.71	0	2.15	0.12	1.49	0	13587.2	-0.02
360	327	24	1992	17.02	0	0.08	0	0	0	0	16.82	0.12	0	0	13587.2	0
360	328	24	1992	1.78	0	0.55	0	0	0	0	1.1	0.12	0	0	13587.8	0
360	329	24	1992	8.13	0	0.72	0	0	0	0	7.29	0.12	0	0	13588.5	0
360	330	24	1992	4.32	0	0.29	0	0	0	0	3.91	0.12	0	0	13588.8	0
360	331	24	1992	1.52	0	0.28	0	0	0	0	1.12	0.12	0	0	13589.1	0
360	332	24	1992	0	0	2.03	0	0	0	0	-2.15	0.12	0	0	13591.1	0
360	333	24	1992	0	0	0.75	0	0	0	0	-0.87	0.12	0	0	13591.9	0
360	334	24	1992	0.25	0	1.02	0	0	0	0	-0.88	0.12	0	0	13592.9	0
360	335	24	1992	0	0	1.37	0	0	0	0	-1.49	0.12	0	0	13594.3	0
360	336	24	1992	0	0	1.09	0	0	0	0	-1.21	0.12	0	0	13595.4	0
360	337	24	1992	0	0	1.14	0	0	0	0	-1.26	0.12	0	0	13596.5	0
360	338	24	1992	1.78	0	1.23	0	0	0	0	0.43	0.12	0	0	13597.7	0
360	339	24	1992	2.79	0	1.31	0	0	0	0	1.37	0.12	0	0	13599	0
360	340	24	1992	2.29	0	1.36	0	0	2.05	0	-1.23	0.12	0	0	13600.4	0
360	341	24	1992	0.51	0	0.34	0	0	0.57	0	-0.51	0.12	0	0	13600.7	0
360	342	24	1992	1.78	0	0.65	0	0	1.28	0	-0.27	0.12	0	0	13601.4	0
360	343	24	1992	0	0	0.23	0	0	0.14	0	-0.48	0.12	0	0	13601.6	0
360	344	24	1992	0	0	0.07	0	0	0.27	0	-0.46	0.12	0	0	13601.7	0
360	345	24	1992	4.83	0	0.52	0	0	4.48	0	-0.29	0.12	0	0	13602.2	0
360	346	24	1992	2.29	0	0.37	0	0	-2.13	0	-0.1	0.12	4.02	0	13602.6	0
360	347	24	1992	2.79	0	0.33	0	0	2.53	0	-0.18	0.12	0	0	13602.9	0
360	348	24	1992	0	0	-0.01	0	0	0.11	0	-0.29	0.12	0.08	0	13602.9	0
360	349	24	1992	0	0	0	0	0	0.22	0	-0.33	0.12	0	0	13602.9	0
360	350	24	1992	0	0	0.09	0	0	-0.12	0	-0.24	0.11	0.16	0	13603	0
360	351	24	1992	4.83	0	-0.06	0	0	-5.85	0	-0.07	0.11	10.69	0	13602.9	0
360	352	24	1992	11.68	0	-0.21	0	0	-3.55	0	0.47	0.11	14.86	0	13602.7	0
360	353	24	1992	0.25	0	1.3	0	0	0	0	-1.38	0.11	0	0.22	13604	0
360	354	24	1992	0	0	0.89	0	0	0	0	-0.79	0.11	0	0	13604.9	0
360	355	24	1992	2.03	0	1.84	0	0	0	0	-1.37	0.11	1.44	0	13606.7	0
360	356	24	1992	0.51	0	1.48	0	0	0	0	-1.58	0.11	0	0.49	13608.2	0
360	357	24	1992	0	0	0.74	0	0	0	0	-0.35	0.11	0	0	13608.9	0
360	358	24	1992	0.51	0	0.62	0	0	0	0	-0.23	0.11	0	0	13609.6	0
360	359	24	1992	0.51	0	3.08	0	0	0	0	-2.69	0.11	0	0	13612.7	0
360	360	24	1992	0	0	1.8	0	0	0	0	-1.91	0.11	0	0	13614.5	0
360	361	24	1992	1.02	0	0.84	0	0	0.7	0	-0.64	0.11	0	0	13615.3	0
360	362	24	1992	0	0	0.16	0	0	0.28	0	-0.55	0.11	0	0	13615.5	0
360	363	24	1992	0.76	0	0.02	0	0	0.82	0	-0.2	0.11	0	0	13615.5	0
360	364	24	1992	6.35	0	-0.21	0	0	-1.8	0	8.25	0.11	0	0	13615.3	0
360	365	24	1992	14.99	0	-0.39	0	0	0	0	5.88	0.11	9.38	0	13614.9	0
360	366	24	1992	2.79	0	0.14	0	0	0	0	2.41	0.11	0.13	0	13615	0
360	1	24	1993	0.76	0	2.81	0	0	0	0	-2.16	0.11	0	0	13617.8	0
360	2	24	1993	0.51	0	0.84	0	0	0	0	-0.95	0.11	0	0.5	13618.7	0
360	3	24	1993	5.33	0	0.35	0	0	5.57	0	-0.2	0.11	0	0	13619	0
360	4	24	1993	5.33	0	-0.85	0	0	-5.57	0	2.41	0.11	9.23	0	13618.2	0
360	5	24	1993	9.91	0	0.59	0	0	0	0	0.21	0.11	8.99	0	13618.8	0
360	6	24	1993	0.76	0	0.94	0	0	0	0	-0.29	0.11	0	0	13619.7	0
360	7	24	1993	0	0	0.89	0	0	0	0	-1	0.11	0	0	13620.6	0
360	8	24	1993	2.54	0	0.75	0	0	2.58	0	-0.9	0.11	0	0	13621.3	0
360	9	24	1993	0	0	0.14	0	0	0.29	0	-0.54	0.11	0	0	13621.5	0
360	10	24	1993	5.59	0	0.14	0	0	5.68	0	-0.34	0.11	0	0	13621.6	0
360	11	24	1993	0.51	0	0.09	0	0	0.51	0	-0.2	0.11	0	0	13621.7	0
360	12	24	1993	0.76	0	0	0	0	0.82	0	-0.17	0.11	0	0	13621.7	0
360	13	24	1993	14.48	0	-0.03	0	0	0.03	0	2.28	0.11	12.09	0	13621.7	0
360	14	24	1993	0.51	0	0.29	0	0	0.36	0	-0.25	0.11	0	0	13622	0
360	15	24	1993	0.76	0	0.15	0	0	0.73	0	-0.22	0.11	0	0	13622.1	0
360	16	24	1993	0.25	0	0.11	0	0	0.25	0	-0.22	0.11	0	0	13622.2	0
360	17	24	1993	1.02	0	0.32	0	0	0.78	0	-0.19	0.11	0	0	13622.5	0

Attachment D-1
Honeywell
Wastebeds 9-15 SWSR Pre-Design Investigation
SHAW Output Data

RUN	DAY	HR	YR	PRECIP	precip INTRCP	ET	TRANSP	CANOPY chg in storage	SNOW chg in storage	RESIDUE chg in storage	SOIL chg in storage	PERC	RUNOFF	PONDED	Etcum	ERROR
360	18	24	1993	0	0	0.28	0	0	-0.06	0	-0.33	0.11	0	0	13622.8	0
360	19	24	1993	1.27	0	0.13	0	0	1.31	0	-0.28	0.11	0	0	13623	0
360	20	24	1993	0	0	0.27	0	0	-0.2	0	-0.18	0.11	0	0	13623.2	0
360	21	24	1993	2.79	0	0.1	0	0	2.78	0	-0.2	0.11	0	0	13623.3	0
360	22	24	1993	2.29	0	-0.07	0	0	-3.28	0	0.77	0.11	4.76	0	13623.3	0
360	23	24	1993	0	0	0.19	0	0	-4.03	0	-0.06	0.11	3.79	0	13623.4	0
360	24	24	1993	6.35	0	0.06	0	0	-6.16	0	-0.05	0.11	12.39	0	13623.5	0
360	25	24	1993	2.79	0	0.65	0	0	2.42	0	-0.39	0.11	0	0	13624.2	0
360	26	24	1993	0	0	0.1	0	0	0.16	0	-0.37	0.11	0	0	13624.3	0
360	27	24	1993	0	0	0.7	0	0	-0.6	0	-0.21	0.11	0	0	13625	0
360	28	24	1993	0.76	0	0.24	0	0	0.71	0	-0.3	0.11	0	0	13625.2	0
360	29	24	1993	1.52	0	0.84	0	0	0.81	0	-0.24	0.11	0	0	13626.1	0
360	30	24	1993	2.54	0	0.41	0	0	2.33	0	-0.31	0.11	0	0	13626.5	0
360	31	24	1993	8.89	0	0.18	0	0	8.77	0	-0.17	0.11	0	0	13626.7	0
360	32	24	1993	0	0	0.18	0	0	-0.08	0	-0.21	0.11	0	0	13626.8	0
360	33	24	1993	0	0	0	0	0	0.14	0	-0.25	0.11	0	0	13626.8	0
360	34	24	1993	0	0	0.21	0	0	-0.14	0	-0.17	0.11	0	0	13627	0
360	35	24	1993	0	0	0.41	0	0	-0.33	0	-0.18	0.11	0	0	13627.4	0
360	36	24	1993	1.02	0	0.31	0	0	0.75	0	-0.15	0.11	0	0	13627.8	0
360	37	24	1993	0	0	0.13	0	0	0.08	0	-0.32	0.11	0	0	13627.9	0
360	38	24	1993	0	0	0.21	0	0	-0.06	0	-0.26	0.11	0	0	13628.1	0
360	39	24	1993	0.25	0	0.11	0	0	0.23	0	-0.2	0.11	0	0	13628.2	0
360	40	24	1993	0	0	0.09	0	0	0.03	0	-0.23	0.11	0	0	13628.3	0
360	41	24	1993	0	0	0.08	0	0	-0.11	0	-0.08	0.11	0	0	13628.4	0
360	42	24	1993	0	0	0.28	0	0	-0.22	0	-0.17	0.11	0	0	13628.7	0
360	43	24	1993	5.33	0	0.63	0	0	4.75	0	-0.16	0.11	0	0	13629.3	0
360	44	24	1993	9.65	0	0.02	0	0	9.65	0	-0.12	0.11	0	0	13629.3	0
360	45	24	1993	0.25	0	0.15	0	0	0.13	0	-0.14	0.11	0	0	13629.5	0
360	46	24	1993	0	0	0.16	0	0	-0.14	0	-0.13	0.11	0	0	13629.6	0
360	47	24	1993	10.92	0	0.01	0	0	10.92	0	-0.11	0.11	0	0	13629.6	0
360	48	24	1993	2.29	0	0.08	0	0	2.22	0	-0.13	0.11	0	0	13629.7	0
360	49	24	1993	0	0	0.13	0	0	-0.09	0	-0.15	0.11	0	0	13629.9	0
360	50	24	1993	3.05	0	0.05	0	0	3.05	0	-0.16	0.11	0	0	13629.9	0
360	51	24	1993	0	0	-0.03	0	0	0.06	0	-0.14	0.11	0	0	13629.9	0
360	52	24	1993	12.7	0	0.1	0	0	12.64	0	-0.15	0.11	0	0	13630	0
360	53	24	1993	12.95	0	0.05	0	0	12.93	0	-0.12	0.11	0	0	13630	0
360	54	24	1993	0.51	0	0.16	0	0	0.36	0	-0.11	0.11	0	0	13630.2	0
360	55	24	1993	3.3	0	-0.05	0	0	3.37	0	-0.13	0.1	0	0	13630.1	0
360	56	24	1993	0	0	-0.03	0	0	0.05	0	-0.13	0.1	0	0	13630.1	0
360	57	24	1993	0	0	0	0	0	0.03	0	-0.13	0.1	0	0	13630.1	0
360	58	24	1993	0	0	0	0	0	0.03	0	-0.14	0.1	0	0	13630.1	0
360	59	24	1993	0	0	-0.01	0	0	0.04	0	-0.14	0.1	0	0	13630.1	0
360	60	24	1993	0	0	0.09	0	0	-0.06	0	-0.14	0.1	0	0	13630.2	0
360	61	24	1993	0	0	0.05	0	0	-0.04	0	-0.11	0.1	0	0	13630.2	0
360	62	24	1993	0	0	-0.01	0	0	-0.04	0	-0.06	0.1	0	0	13630.2	0
360	63	24	1993	0	0	0.89	0	0	-0.9	0	-0.09	0.1	0	0	13631.1	0
360	64	24	1993	0.25	0	0.79	0	0	-0.55	0	-0.1	0.1	0	0	13631.9	0
360	65	24	1993	1.02	0	0.29	0	0	0.72	0	-0.1	0.1	0	0	13632.2	0
360	66	24	1993	0	0	0.03	0	0	-0.33	0	0.2	0.1	0	0	13632.2	0
360	67	24	1993	5.59	0	0.02	0	0	-2.27	0	2.41	0.1	5.33	0	13632.3	0
360	68	24	1993	1.02	0	0.44	0	0	-0.39	0	-0.08	0.1	0.95	0	13632.7	0
360	69	24	1993	5.84	0	0.27	0	0	5.57	0	-0.1	0.1	0	0	13633	0
360	70	24	1993	0.51	0	0.21	0	0	0.31	0	-0.12	0.1	0	0	13633.2	0
360	71	24	1993	0	0	0.12	0	0	-0.08	0	-0.15	0.1	0	0	13633.3	0
360	72	24	1993	33.78	0	0.2	0	0	33.64	0	-0.15	0.1	0	0	13633.5	0
360	73	24	1993	17.53	0	0.01	0	0	17.54	0	-0.13	0.1	0	0	13633.5	0
360	74	24	1993	0.25	0	0.11	0	0	0.16	0	-0.12	0.1	0	0	13633.6	0
360	75	24	1993	0	0	1.14	0	0	-1.13	0	-0.11	0.1	0	0	13634.7	0
360	76	24	1993	3.56	0	0.55	0	0	3	0	-0.1	0.1	0	0	13635.3	0
360	77	24	1993	0	0	0.18	0	0	-0.19	0	-0.1	0.1	0	0	13635.5	0
360	78	24	1993	0	0	0.18	0	0	-0.17	0	-0.12	0.1	0	0	13635.7	0
360	79	24	1993	1.78	0	0.44	0	0	1.36	0	-0.12	0.1	0	0	13636.1	0
360	80	24	1993	7.11	0	0.03	0	0	1.68	0	-0.07	0.1	5.38	0	13636.1	0
360	81	24	1993	0	0	0.15	0	0	-2.71	0	-0.08	0.1	2.53	0	13636.3	0
360	82	24	1993	10.67	0	0.23	0	0	10.43	0	-0.09	0.1	0	0	13636.5	0
360	83	24	1993	1.02	0	-0.06	0	0	-3.79	0	-0.07	0.1	4.83	0	13636.4	0
360	84	24	1993	0	0	-0.04	0	0	-6.49	0	-0.05	0.1	6.48	0	13636.4	0
360	85	24	1993	0	0	-0.05	0	0	-8.39	0	-0.06	0.1	8.4	0	13636.4	0
360	86	24	1993	0	0	-0.04	0	0	-11.87	0	-0.03	0.1	11.84	0	13636.3	0
360	87	24	1993	1.27	0	-0.25	0	0	-15.82	0	-0.03	0.1	17.26	0	13636.1	0
360	88	24	1993	4.06	0	-0.35	0	0	-18.97	0	-0.01	0.1	23.29	0	13635.7	0
360	89	24	1993	0	0	-0.04	0	0	-25.33	0	-0.01	0.1	25.28	0	13635.7	0
360	90	24	1993	0	0	0.03	0	0	-21.58	0	-0.02	0.1	21.47	0	13635.7	0
360	91	24	1993	9.14	0	-0.28	0	0	-25	0	0.33	0.1	33.99	0	13635.4	0
360	92	24	1993	11.43	0	0	0	0	-5.61	0	0.26	0.1	16.67	0	13635.4	0
360	93	24	1993	3.05	0.03	1.19	0	0	0	0	-0.75	0.1	2.48	0	13636.6	0
360	94	24	1993	0.51	0	0.93	0	0	0	0	-0.5	0.1	0	0	13637.5	0
360	95	24	1993	0	0	2.06	0.09	0	0	0	-2.16	0.1	0	0	13639.6	0
360	96	24	1993	0	0	2.67	0.15	0	0	0	-2.77	0.1	0	0	13642.3	0
360	97	24	1993	0	0	3.56	0.22	0	0	0	-3.66	0.1	0	0	13645.8	0
360	98	24	1993	0	0	3	0.28	0	0	0	-3.1	0.1	0	0	13648.8	0
360	99	24	1993	0	0	5.69	0.41	0	0	0	-5.79	0.1	0	0	13654.5	0
360	100	24	1993	38.35	0	1.56	0.04	0	0	0	36.69	0.1	0	0	13656.1	0
360	101	24	1993	1.52	0	2.02	0.04	0	0	0	-0.6	0.1	0	0	13658.1	0
360	102	24	1993	9.14	0	1.63	0	0	0	0	7.42	0.1	0	0	13659.7	-0.01
360	103	24	1993	0	0	1.29	0.15	0	0	0	-1.39	0.1	0	0	13661	0
360	104	24	1993	0	0	3.24	0.48	0	0	0	-3.34	0.1	0	0	13664.3	0
360	105	24	1993	0.25	0	3.67	0.75	0	0	0	-3.53	0.1	0	0	13667.9	0.01
360	106	24	1993	18.8	0	1.89	0.2	0	0	0	16.81	0.1	0	0	13669.8	-0.01
360	107	24	1993	12.45	0	2.32	0.1	0	0	0	10.03	0.1	0	0	13672.2	-0.01
360	108	24	1993	0	0	4.39	0.65	0	0	0	-4.47	0.1	0	0	13676.5	-0.03
360	109	24	1993	0	0	3.65	1.04	0	0	0	-3.75	0.1	0	0	13680.2	0
360	110	24	1993	5.59	0	2.44	0.56	0	0	0	3.07	0.1	0	0	13682.6	-0.02
360	111	24	1993	9.4	0	2.07	0.21	0	0	0	7.24	0.1	0	0	13684.7	-0.02
360	112	24	1993	22.1	0.05	1.89	0	0	0	0	20.08	0.1	0	0	13686.6	-0.02
360	113	24	1993	5.84	0	4.56	0.7	0	0	0	1.25	0.1	0	0	13691.2	-0.03
360	114	24	1993	0	0	4.03	1.17	0	0	0	-4.11	0.1	0	0	13695.2	-0.02
360	115	24	1993	13.97	0	4.24	1.18	0	0	0	9.65	0.1	0	0	13699.4	-0.02
360	116	24	1993	4.83	0	2.36	0.1	0	0	0	2.4	0.1	0	0	13701.8	-0.03
360	117	24	1993	0	0	4.24	1.07	0	0	0	-4.33	0.1	0	0	13706	-0.01
360	118	24	1993	0	0	3.35	1.39	0	0	0	-3.45	0.1	0	0	13709.4	0
360	119	24	1993	0	0	3.25	1.59	0	0	0	-3.34	0.1	0	0	13712.6	-0.01
360	120	24	1993	0	0	2.49	1.28	0	0	0	-2.59	0.1	0	0	13715.1	0

Attachment D-1
Honeywell
Wastebeds 9-15 SWSR Pre-Design Investigation
SHAW Output Data

RUN	DAY	HR	YR	PRECIP	precip INTRCP	ET	TRANSP	CANOPY chg in storage	SNOW chg in storage	RESIDUE chg in storage	SOIL chg in storage	PERC	RUNOFF	PONDED	Etcum	ERROR
360	121	24	1993	0	0	4.49	1.48	0	0	0	-4.58	0.1	0	0	13719.6	-0.01
360	122	24	1993	0	0	4.18	1.74	0	0	0	-4.26	0.1	0	0	13723.8	-0.03
360	123	24	1993	0	0	5.21	2.43	0	0	0	-5.29	0.1	0	0	13729	-0.02
360	124	24	1993	0	0	3.32	1.69	0	0	0	-3.41	0.1	0	0	13732.3	-0.02
360	125	24	1993	11.94	0	3.13	1.05	0	0	0	8.72	0.1	0	0	13735.5	-0.01
360	126	24	1993	0.25	0	3.08	1.34	0	0	0	-2.89	0.1	0	0	13738.5	-0.04
360	127	24	1993	0	0	4.42	1.61	0	0	0	-4.5	0.1	0	0	13743	-0.03
360	128	24	1993	0	0	4.49	2.23	0	0	0	-4.58	0.1	0	0	13747.4	-0.02
360	129	24	1993	0	0	4.99	2.49	0	0	0	-5.06	0.1	0	0	13752.4	-0.03
360	130	24	1993	0	0	5.16	2.68	0	0	0	-5.22	0.1	0	0	13757.6	-0.04
360	131	24	1993	0.25	0	5.68	3	0	0	0	-5.48	0.1	0	0	13763.3	-0.05
360	132	24	1993	1.02	0	6.73	3.3	0	0	0	-5.77	0.1	0	0	13770	-0.05
360	133	24	1993	0	0	5.18	2.02	0	0	0	-5.24	0.1	0	0	13775.2	-0.03
360	134	24	1993	0	0	4.32	2.25	0	0	0	-4.41	0.1	0	0	13779.5	-0.02
360	135	24	1993	0	0	3.52	2.57	0	0	0	-3.62	0.1	0	0	13783	-0.01
360	136	24	1993	0	0	3.28	2.59	0	0	0	-3.36	0.1	0	0	13786.3	-0.03
360	137	24	1993	0	0	3.04	2.8	0	0	0	-3.13	0.1	0	0	13789.3	-0.02
360	138	24	1993	0	0	1.56	1.79	0	0	0	-1.66	0.1	0	0	13790.9	-0.01
360	139	24	1993	20.32	0.2	1.44	0.15	0	0	0	18.57	0.1	0	0	13792.3	0
360	140	24	1993	0	0	3.63	1.78	0	0	0	-3.51	0.1	0	0	13796	-0.02
360	141	24	1993	0	0	5.1	2.7	0	0	0	-5.18	0.1	0	0	13801.1	-0.03
360	142	24	1993	0	0	4.69	2.45	0	0	0	-4.78	0.1	0	0	13805.8	-0.01
360	143	24	1993	0	0	4.87	2.9	0	0	0	-4.95	0.1	0	0	13810.6	-0.03
360	144	24	1993	3.05	0	2.62	0.67	0	0	0	0.31	0.1	0	0	13813.2	0.02
360	145	24	1993	0.25	0	3.31	1.93	0	0	0	-3.11	0.1	0	0	13816.6	-0.05
360	146	24	1993	1.27	0	5.2	2.62	0	0	0	-3.99	0.1	0	0	13821.8	-0.03
360	147	24	1993	0	0	4.31	2.47	0	0	0	-4.39	0.1	0	0	13826.1	-0.03
360	148	24	1993	2.79	0	4.59	2.19	0	0	0	-1.88	0.1	0	0	13830.7	-0.02
360	149	24	1993	0	0	4.11	2.58	0	0	0	-4.18	0.1	0	0	13834.8	-0.03
360	150	24	1993	0	0	2.86	2.14	0	0	0	-2.94	0.1	0	0	13837.6	-0.02
360	151	24	1993	16	0	2.5	0.59	0	0	0	13.4	0.1	0	0	13840.1	0
360	152	24	1993	2.03	0	4.77	1.98	0	0	0	-2.8	0.1	0	0	13844.9	-0.04
360	153	24	1993	0	0	5.36	3.36	0	0	0	-5.43	0.1	0	0	13850.3	-0.04
360	154	24	1993	0	0	3.88	1.71	0	0	0	-3.99	0.1	0	0	13854.1	0
360	155	24	1993	0	0	2.81	0.92	0	0	0	-2.9	0.1	0	0	13856.9	-0.01
360	156	24	1993	20.07	0.2	2.03	0.08	0	0	0	17.74	0.1	0	0	13859	-0.01
360	157	24	1993	2.03	0	4.77	2.13	0	0	0	-2.63	0.1	0	0	13863.8	-0.02
360	158	24	1993	0	0	3.61	2.68	0	0	0	-3.69	0.1	0	0	13867.4	-0.02
360	159	24	1993	6.35	0	4.07	1.42	0	0	0	2.2	0.1	0	0	13871.4	-0.03
360	160	24	1993	2.03	0	5.42	2.93	0	0	0	-3.46	0.1	0	0	13876.9	-0.03
360	161	24	1993	8.13	0	6.45	2.81	0	0	0	1.63	0.1	0	0	13883.3	-0.05
360	162	24	1993	0	0	3.11	2.09	0	0	0	-3.18	0.11	0	0	13886.4	-0.04
360	163	24	1993	0	0	5.4	3.63	0	0	0	-5.46	0.11	0	0	13891.8	-0.05
360	164	24	1993	0	0	4.05	1.96	0	0	0	-4.12	0.11	0	0	13895.9	-0.04
360	165	24	1993	0	0	2.41	1.01	0	0	0	-2.48	0.11	0	0	13898.3	-0.04
360	166	24	1993	5.84	0	3.15	0.44	0	0	0	2.6	0.11	0	0	13901.4	-0.01
360	167	24	1993	0	0	1.84	0.45	0	0	0	-1.9	0.11	0	0	13903.3	-0.05
360	168	24	1993	0	0	2.05	0.69	0	0	0	-2.12	0.11	0	0	13905.3	-0.04
360	169	24	1993	0	0	0.93	0.6	0	0	0	-1.01	0.11	0	0	13906.3	-0.03
360	170	24	1993	0.76	0	0.63	0.39	0	0	0	0.05	0.11	0	0	13906.9	-0.03
360	171	24	1993	10.16	0	3.17	0.49	0	0	0	6.93	0.11	0	0	13910.1	-0.04
360	172	24	1993	2.29	0	3.03	0.91	0	0	0	-0.8	0.11	0	0	13913.1	-0.05
360	173	24	1993	0	0	3.73	2.19	0	0	0	-3.78	0.11	0	0	13916.8	-0.05
360	174	24	1993	0	0	2.87	0.56	0	0	0	-2.93	0.11	0	0	13919.7	-0.05
360	175	24	1993	0	0	1.93	0.65	0	0	0	-2.01	0.11	0	0	13921.6	-0.03
360	176	24	1993	0	0	0.97	0.64	0	0	0	-1.05	0.11	0	0	13922.6	-0.04
360	177	24	1993	2.29	0	1.85	0.37	0	0	0	0.33	0.11	0	0	13924.4	0
360	178	24	1993	4.57	0	3.7	0.36	0	0	0	0.78	0.11	0	0	13928.1	-0.02
360	179	24	1993	7.87	0	5	1.49	0	0	0	2.81	0.11	0	0	13933.2	-0.05
360	180	24	1993	0	0	2.85	1.28	0	0	0	-2.9	0.11	0	0	13936	-0.07
360	181	24	1993	0	0	1.89	0.47	0	0	0	-1.96	0.11	0	0	13937.9	-0.05
360	182	24	1993	0	0	1.62	0.53	0	0	0	-1.68	0.11	0	0	13939.5	-0.04
360	183	24	1993	16.76	0	3.71	0.82	0	0	0	12.96	0.11	0	0	13943.2	-0.01
360	184	24	1993	0	0	5.22	4.25	0	0	0	-5.29	0.11	0	0	13948.4	-0.05
360	185	24	1993	0	0	4.44	3.14	0	0	0	-4.47	0.11	0	0	13952.9	-0.07
360	186	24	1993	0	0	2.15	0.94	0	0	0	-2.2	0.11	0	0	13955	-0.06
360	187	24	1993	0	0	1.88	0.72	0	0	0	-1.97	0.11	0	0	13956.9	-0.03
360	188	24	1993	8.13	0	5.55	1.73	0	0	0	2.52	0.11	0	0	13962.5	-0.05
360	189	24	1993	17.53	0	5.97	2.25	0	0	0	11.49	0.11	0	0	13968.4	-0.05
360	190	24	1993	0	0	6.52	5.01	0	0	0	-6.55	0.11	0	0	13974.9	-0.08
360	191	24	1993	0	0	5.01	3.34	0	0	0	-5.05	0.11	0	0	13980	-0.08
360	192	24	1993	0	0	2.61	1.27	0	0	0	-2.66	0.11	0	0	13982.6	-0.06
360	193	24	1993	12.19	0	7.03	2.66	0	0	0	5.1	0.11	0	0	13989.6	-0.05
360	194	24	1993	0	0	4.65	3.03	0	0	0	-4.69	0.12	0	0	13994.3	-0.08
360	195	24	1993	0.76	0	1.86	0.52	0	0	0	-1.17	0.12	0	0	13996.1	-0.05
360	196	24	1993	0	0	1.96	0.54	0	0	0	-2.02	0.12	0	0	13998.1	-0.06
360	197	24	1993	0	0	1.59	0.57	0	0	0	-1.66	0.12	0	0	13999.7	-0.05
360	198	24	1993	0	0	0.89	0.56	0	0	0	-0.96	0.12	0	0	14000.6	-0.05
360	199	24	1993	0	0	0.84	0.64	0	0	0	-0.93	0.12	0	0	14001.4	-0.03
360	200	24	1993	38.61	1.21	1.77	0.1	0	0	0	35.49	0.12	0	0	14003.2	0.02
360	201	24	1993	0.25	0	6	3.67	0	0	0	-4.62	0.12	0	0	14009.2	-0.03
360	202	24	1993	0	0	6.2	4.7	0	0	0	-6.24	0.12	0	0	14015.4	-0.08
360	203	24	1993	0	0	7.35	5.7	0	0	0	-7.39	0.12	0	0	14022.7	-0.08
360	204	24	1993	0	0	6.81	5.45	0	0	0	-6.91	0.12	0	0	14029.5	-0.02
360	205	24	1993	0	0	5.24	4.28	0	0	0	-5.33	0.12	0	0	14034.8	-0.03
360	206	24	1993	0	0	2.74	1.66	0	0	0	-2.8	0.12	0	0	14037.5	-0.06
360	207	24	1993	2.03	0	2.54	0.37	0	0	0	-0.69	0.12	0	0	14040	0.06
360	208	24	1993	1.52	0	2.24	0.43	0	0	0	-0.88	0.12	0	0	14042.3	0.03
360	209	24	1993	0	0	1.65	0.71	0	0	0	-1.73	0.12	0	0	14043.9	-0.05
360	210	24	1993	5.08	0	3.93	0.27	0	0	0	1.06	0.12	0	0	14047.9	-0.03
360	211	24	1993	16.26	0.67	2.82	0.07	0	0	0	12.69	0.12	0	0	14050.7	-0.05
360	212	24	1993	1.78	0	3.93	1.49	0	0	0	-1.57	0.12	0	0	14054.6	-0.04
360	213	24	1993	0	0	4.85	4.01	0	0	0	-4.87	0.13	0	0	14059.5	-0.11
360	214	24	1993	21.08	0	4.55	1.06	0	0	0	16.45	0.13	0	0	14064	-0.05
360	215	24	1993	0	0	5.68	4.31	0	0	0	-5.74	0.13	0	0	14069.7	-0.07
360	216	24	1993	4.32	0.1	3.44	0.22	0	0	0	0.68	0.13	0	0	14073.1	-0.03
360	217	24	1993	0.25	0	4.35	2.93	0	0	0	-4.1	0.13	0	0	14077.5	-0.03
360	218	24	1993	0	0	4.86	3.79	0	0	0	-4.94	0.13	0	0	14082.3	-0.04
360	219	24	1993	2.03	0	2.91	0.93	0	0	0	-0.99	0.13	0	0	14085.3	-0.03
360	220	24	1993	0	0	3.57	2.95	0	0	0	-3.64	0.13	0	0	14088.8	-0.07
360	221	24	1993	0	0	4.21	2.94	0	0	0	-4.27	0.13	0	0	14093	-0.07
360	222	24	1993	0.51	0	2.26	0.99	0	0	0	-1.83	0.13	0	0	14095.3	-0.05
360	223	24	1993	0	0	1.31	0.55	0	0	0	-1.41	0.13	0	0	14096.6	-0.03

Attachment D-1
Honeywell
Wastebeds 9-15 SWSR Pre-Design Investigation
SHAW Output Data

RUN	DAY	HR	YR	PRECIP	precip INTRCP	ET	TRANSP	CANOPY chg in storage	SNOW chg in storage	RESIDUE chg in storage	SOIL chg in storage	PERC	RUNOFF	PONDED	Etcum	ERROR
360	224	24	1993	0	0	1.38	0.6	0	0	0	-1.47	0.13	0	0	14098	-0.05
360	225	24	1993	0	0	1.45	0.59	0	0	0	-1.51	0.13	0	0	14099.4	-0.08
360	226	24	1993	0	0	0.94	0.54	0	0	0	-1.01	0.13	0	0	14100.4	-0.05
360	227	24	1993	0	0	0.69	0.51	0	0	0	-0.77	0.13	0	0	14101.1	-0.05
360	228	24	1993	2.29	0	1.35	0.16	0	0	0	0.8	0.13	0	0	14102.4	0
360	229	24	1993	0	0	0.54	0.38	0	0	0	-0.64	0.13	0	0	14103	-0.03
360	230	24	1993	0	0	1.03	0.43	0	0	0	-1.11	0.13	0	0	14104	-0.05
360	231	24	1993	0	0	0.73	0.44	0	0	0	-0.82	0.14	0	0	14104.7	-0.05
360	232	24	1993	9.65	0	3.11	0.5	0	0	0	6.42	0.14	0	0	14107.8	-0.02
360	233	24	1993	0	0	3.94	1.82	0	0	0	-4.03	0.14	0	0	14111.8	-0.04
360	234	24	1993	0	0	1.73	0.39	0	0	0	-1.83	0.14	0	0	14113.5	-0.04
360	235	24	1993	0	0	1.32	0.41	0	0	0	-1.42	0.14	0	0	14114.8	-0.05
360	236	24	1993	73.91	0	4.23	1.69	0	0	0	69.59	0.14	0	0	14119.1	-0.05
360	237	24	1993	0	0	4.74	3.62	0	0	0	-4.81	0.14	0	0	14123.8	-0.07
360	238	24	1993	0	0	4.76	3.75	0	0	0	-4.8	0.14	0	0	14128.6	-0.09
360	239	24	1993	0	0	5.13	3.99	0	0	0	-5.23	0.14	0	0	14133.7	-0.05
360	240	24	1993	0	0	4.49	3.08	0	0	0	-4.57	0.14	0	0	14138.2	-0.06
360	241	24	1993	0	0	4.46	3.12	0	0	0	-4.54	0.14	0	0	14142.6	-0.05
360	242	24	1993	0	0	3.94	2.92	0	0	0	-4.04	0.14	0	0	14146.6	-0.04
360	243	24	1993	5.59	0	5.27	2.4	0	0	0	0.24	0.14	0	0	14151.8	-0.07
360	244	24	1993	1.52	0	5.31	2.75	0	0	0	-3.87	0.14	0	0	14157.1	-0.06
360	245	24	1993	4.57	0.08	2.67	0.08	0	0	0	1.7	0.14	0	0	14159.8	-0.03
360	246	24	1993	12.7	0	3.96	1.41	0	0	0	8.69	0.14	0	0	14163.8	-0.02
360	247	24	1993	0.51	0	3.51	2.18	0	0	0	-3.09	0.14	0	0	14167.3	-0.06
360	248	24	1993	0.25	0	4.15	2.84	0	0	0	-4	0.14	0	0	14171.5	-0.04
360	249	24	1993	14.73	0.24	2.36	0.12	0	0	0	12.03	0.14	0	0	14173.8	-0.04
360	250	24	1993	0	0	2.52	1.58	0	0	0	-2.42	0.14	0	0	14176.3	-0.01
360	251	24	1993	0	0	3.68	2.45	0	0	0	-3.78	0.15	0	0	14180	-0.05
360	252	24	1993	0	0	2.96	2.05	0	0	0	-3.05	0.15	0	0	14183	-0.06
360	253	24	1993	9.14	0	3.91	0.9	0	0	0	5.14	0.15	0	0	14186.9	-0.05
360	254	24	1993	5.08	0	3.84	0.65	0	0	0	1.12	0.15	0	0	14190.7	-0.03
360	255	24	1993	0	0	3.34	2.35	0	0	0	-3.45	0.15	0	0	14194.1	-0.04
360	256	24	1993	0	0	4.56	3.87	0	0	0	-4.72	0.15	0	0	14198.6	0
360	257	24	1993	0	0	5.06	3.84	0	0	0	-5.22	0.15	0	0	14203.7	0.01
360	258	24	1993	4.06	0	3.92	1.31	0	0	0	0.06	0.15	0	0	14207.6	-0.07
360	259	24	1993	0	0	2.03	0.93	0	0	0	-2.13	0.15	0	0	14209.7	-0.04
360	260	24	1993	0	0	1.3	0.88	0	0	0	-1.46	0.15	0	0	14211	0.01
360	261	24	1993	0	0	1.3	0.75	0	0	0	-1.41	0.15	0	0	14212.3	-0.04
360	262	24	1993	0.25	0	3.88	1.86	0	0	0	-3.73	0.15	0	0	14216.2	-0.04
360	263	24	1993	0	0	2.5	1.41	0	0	0	-2.62	0.15	0	0	14218.7	-0.02
360	264	24	1993	0	0	1.32	0.9	0	0	0	-1.47	0.15	0	0	14220	0
360	265	24	1993	0	0	2.59	1.77	0	0	0	-2.71	0.15	0	0	14222.6	-0.03
360	266	24	1993	10.41	0.3	1.6	0.09	0	0	0	8.38	0.15	0	0	14224.2	-0.02
360	267	24	1993	0	0	3.4	1.56	0	0	0	-3.23	0.15	0	0	14227.6	-0.03
360	268	24	1993	0.51	0	3	1.66	0	0	0	-2.59	0.15	0	0	14230.6	-0.05
360	269	24	1993	20.32	0	2.05	0.43	0	0	0	18.14	0.15	0	0	14232.6	-0.02
360	270	24	1993	11.94	0.38	1.49	0.08	0	0	0	9.95	0.15	0	0	14234.1	-0.04
360	271	24	1993	0.25	0	2.85	0.97	0	0	0	-2.33	0.15	0	0	14236.9	-0.03
360	272	24	1993	1.02	0	2.78	0.92	0	0	0	-1.87	0.15	0	0	14239.7	-0.05
360	273	24	1993	0	0	1.82	0.69	0	0	0	-1.94	0.15	0	0	14241.6	-0.04
360	274	24	1993	0	0	3.15	1.5	0	0	0	-3.25	0.15	0	0	14244.7	-0.05
360	275	24	1993	6.86	0	1.59	0.14	0	0	0	5.11	0.15	0	0	14246.3	0.01
360	276	24	1993	0	0	2.29	0.94	0	0	0	-2.39	0.15	0	0	14248.6	-0.05
360	277	24	1993	12.95	0	2.24	0.43	0	0	0	10.58	0.15	0	0	14250.8	-0.03
360	278	24	1993	0	0	2.32	0.87	0	0	0	-2.42	0.15	0	0	14253.1	-0.05
360	279	24	1993	0	0	2.25	1.17	0	0	0	-2.38	0.15	0	0	14255.4	-0.03
360	280	24	1993	0	0	2.61	1.61	0	0	0	-2.73	0.15	0	0	14258	-0.03
360	281	24	1993	0	0	2.27	1.38	0	0	0	-2.39	0.15	0	0	14260.3	-0.04
360	282	24	1993	3.3	0	2.46	0.44	0	0	0	0.74	0.15	0	0	14262.7	-0.04
360	283	24	1993	0	0	2.42	0.42	0	0	0	-2.56	0.15	0	0	14265.2	-0.02
360	284	24	1993	0	0	2.68	0.91	0	0	0	-2.81	0.15	0	0	14267.8	-0.03
360	285	24	1993	2.03	0	1.3	0.06	0	0	0	0.58	0.15	0	0	14269.1	0
360	286	24	1993	0.25	0	1.82	0.24	0	0	0	-1.67	0.15	0	0	14271	-0.05
360	287	24	1993	0	0	1.68	0.49	0	0	0	-1.81	0.15	0	0	14272.6	-0.03
360	288	24	1993	0	0	1.53	0.69	0	0	0	-1.67	0.15	0	0	14274.2	-0.02
360	289	24	1993	0	0	2.11	0.78	0	0	0	-2.23	0.15	0	0	14276.3	-0.04
360	290	24	1993	23.11	0	1.08	0.1	0	0	0	21.88	0.15	0	0	14277.4	0
360	291	24	1993	0	0	2.19	0.33	0	0	0	-2.29	0.15	0	0	14279.6	-0.05
360	292	24	1993	0	0	1.35	0.33	0	0	0	-1.47	0.15	0	0	14280.9	-0.03
360	293	24	1993	3.81	0	1.07	0.02	0	0	0	2.61	0.15	0	0	14282	-0.02
360	294	24	1993	3.3	0	2.21	0.22	0	0	0	0.97	0.15	0	0	14284.2	-0.04
360	295	24	1993	0.25	0	4.01	0.29	0	0	0	-3.87	0.15	0	0	14288.2	-0.04
360	296	24	1993	0.25	0	2.31	0.21	0	0	0	-2.2	0.15	0	0	14290.5	-0.02
360	297	24	1993	0	0	3.31	0.39	0	0	0	-3.45	0.15	0	0	14293.8	-0.02
360	298	24	1993	0	0	1.88	0.21	0	0	0	-2.02	0.15	0	0	14295.7	-0.02
360	299	24	1993	0	0	2.7	0.17	0	0	0	-2.85	0.15	0	0	14298.4	-0.01
360	300	24	1993	1.27	0	0.95	0.02	0	0	0	0.17	0.15	0	0	14299.4	0
360	301	24	1993	0.51	0	1.41	0.03	0	0	0	-1.05	0.15	0	0	14300.8	-0.01
360	302	24	1993	0	0	2.57	0.05	0	0	0	-2.73	0.15	0	0	14303.3	0
360	303	24	1993	5.84	0	1.28	0	0	0	0	4.41	0.15	0	0	14304.6	0
360	304	24	1993	10.16	0.02	0.63	0	0	0	0	9.35	0.15	0	0	14305.2	0
360	305	24	1993	10.92	0	0.92	0	0	0	0	9.85	0.15	0	0	14306.2	0
360	306	24	1993	0	0	1.63	0	0	0	0	-1.78	0.15	0	0	14307.8	-0.01
360	307	24	1993	3.3	0	1.06	0	0	0	0	2.09	0.15	0	0	14308.9	0
360	308	24	1993	0	0	1.39	0	0	0	0	-1.55	0.15	0	0	14310.2	0
360	309	24	1993	4.57	0	0.74	0	0	0	0	3.67	0.15	0	0	14311	0
360	310	24	1993	0.25	0	2.41	0	0	0	0	-2.31	0.15	0	0	14313.4	0
360	311	24	1993	0.25	0	1.8	0	0	0	0	-1.7	0.15	0	0	14315.2	0
360	312	24	1993	0	0	2.36	0	0	0	0	-2.51	0.15	0	0	14317.6	0
360	313	24	1993	0	0	1.54	0	0	0	0	-1.7	0.15	0	0	14319.1	0
360	314	24	1993	0	0	1.29	0	0	0	0	-1.45	0.15	0	0	14320.4	0
360	315	24	1993	0	0	2.06	0	0	0	0	-2.21	0.15	0	0	14322.5	0
360	316	24	1993	3.56	0	0.94	0	0	0	0	2.47	0.15	0	0	14323.4	0
360	317	24	1993	0	0	1.51	0	0	0	0	-1.67	0.15	0	0	14324.9	0
360	318	24	1993	8.13	0	0.07	0	0	0	0	7.91	0.15	0	0	14325	0
360	319	24	1993	1.02	0	1.52	0	0	0	0	-0.66	0.15	0	0	14326.5	0
360	320	24	1993	0	0	1.33	0	0	0	0	-1.49	0.15	0	0	14327.8	0
360	321	24	1993	16.76	0	0.67	0	0	0	0	15.94	0.15	0	0	14328.5	0
360	322	24	1993	0	0	1.13	0	0	0	0	-1.28	0.15	0	0	14329.6	0
360	323	24	1993	1.02	0	1.33	0	0	0	0	-0.46	0.15	0	0	14331	0
360	324	24	1993	4.57	0	3.72	0	0	0	0	-3.22	0.15	3.93	0	14334.7	-0.01
360	325	24	1993	0	0	2.02	0	0	0	0	-2.17	0.15	0	0	14336.7	0
360	326	24	1993	0	0	1.41	0	0	0	0	-1.56	0.15	0	0	14338.1	0

Attachment D-1
Honeywell
Wastebeds 9-15 SWSR Pre-Design Investigation
SHAW Output Data

RUN	DAY	HR	YR	PRECIP	precip INTRCP	ET	TRANSP	CANOPY chg in storage	SNOW chg in storage	RESIDUE chg in storage	SOIL chg in storage	PERC	RUNOFF	PONDED	Etcum	ERROR
360	327	24	1993	0	0	0.63	0	0	0	0	-0.79	0.15	0	0	14338.7	0
360	328	24	1993	1.78	0	0.58	0	0	1.93	0	-0.88	0.15	0	0	14339.3	0
360	329	24	1993	0	0	0.33	0	0	0.46	0	-0.94	0.15	0	0	14339.6	0
360	330	24	1993	0	0	0.25	0	0	0.14	0	-0.54	0.15	0	0	14339.9	0
360	331	24	1993	12.19	0	0.52	0	0	-2.52	0	-0.48	0.15	14.52	0	14340.4	0
360	332	24	1993	12.45	0	0.74	0	0	0	0	11.56	0.15	0	0	14341.2	0
360	333	24	1993	0	0	1.58	0	0	0	0	-1.74	0.15	0	0	14342.7	0
360	334	24	1993	0.51	0	0.86	0	0	0.86	0	-1.37	0.15	0	0	14343.6	0
360	335	24	1993	0	0	0.14	0	0	0.5	0	-0.8	0.15	0	0	14343.7	0
360	336	24	1993	4.06	0	0.04	0	0	-0.43	0	-0.38	0.15	4.68	0	14343.8	0
360	337	24	1993	1.27	0	-0.13	0	0	-0.94	0	-0.01	0.15	2.2	0	14343.7	0
360	338	24	1993	19.3	0	0.49	0	0	0	0	18.66	0.15	0	0	14344.1	0
360	339	24	1993	2.03	0	0.45	0	0	0	0	1.43	0.15	0	0	14344.6	0
360	340	24	1993	0.51	0	0.95	0	0	0	0	-0.59	0.15	0	0	14345.5	0
360	341	24	1993	1.52	0	0.62	0	0	0	0	0.75	0.15	0	0	14346.2	0
360	342	24	1993	0	0	0.59	0	0	0	0	-0.74	0.15	0	0	14346.8	0
360	343	24	1993	0	0	0.88	0	0	0	0	-1.03	0.15	0	0	14347.6	0
360	344	24	1993	5.84	0	0.52	0	0	0	0	5.17	0.15	0	0	14348.2	0
360	345	24	1993	2.03	0	1.83	0	0	0.61	0	-1.6	0.15	1.03	0	14350	0
360	346	24	1993	0.51	0	0.22	0	0	1	0	-0.86	0.15	0	0	14350.2	0
360	347	24	1993	0	0	0.06	0	0	0.3	0	-0.51	0.15	0	0	14350.3	0
360	348	24	1993	0	0	0	0	0	0.41	0	-0.56	0.15	0	0	14350.3	0
360	349	24	1993	0	0	0	0	0	-0.25	0	-0.21	0.15	0.31	0	14350.3	0
360	350	24	1993	0	0	0.14	0	0	0.28	0	-0.57	0.15	0	0	14350.4	0
360	351	24	1993	0	0	0.04	0	0	0.38	0	-0.56	0.15	0	0	14350.5	0
360	352	24	1993	0.76	0	0.07	0	0	0.83	0	-0.29	0.15	0	0	14350.5	0
360	353	24	1993	0	0	-0.04	0	0	-1.07	0	-0.13	0.15	1.1	0	14350.5	0
360	354	24	1993	0	0	0.21	0	0	-2.49	0	-0.03	0.15	1.88	0.28	14350.7	0
360	355	24	1993	25.91	0	0.01	0	0	0	0	0.03	0.15	26	0	14350.7	0
360	356	24	1993	2.03	0	1.47	0	0	1.86	0	-1.45	0.15	0	0	14352.2	0
360	357	24	1993	0.25	0	0.1	0	0	0.66	0	-0.66	0.15	0	0	14352.3	0
360	358	24	1993	1.02	0	0.16	0	0	1.16	0	-0.45	0.15	0	0	14352.4	0
360	359	24	1993	1.27	0	-0.06	0	0	1.53	0	-0.35	0.15	0	0	14352.4	0
360	360	24	1993	5.08	0	0.43	0	0	4.83	0	-0.33	0.15	0	0	14352.8	0
360	361	24	1993	0.76	0	-0.06	0	0	0.93	0	-0.25	0.15	0	0	14352.7	0
360	362	24	1993	1.02	0	-0.04	0	0	1.16	0	-0.25	0.15	0	0	14352.7	0
360	363	24	1993	0	0	0.08	0	0	0.03	0	-0.26	0.15	0	0	14352.8	0
360	364	24	1993	0	0	0.11	0	0	-0.01	0	-0.24	0.15	0	0	14352.9	0
360	365	24	1993	0	0	0.23	0	0	-0.12	0	-0.26	0.15	0	0	14353.1	0
360	1	24	1994	0	0	0.04	0	0	0.02	0	-0.21	0.15	0	0	14353.2	0
360	2	24	1994	0	0	0.2	0	0	-0.08	0	-0.27	0.15	0	0	14353.4	0
360	3	24	1994	0.25	0	0.08	0	0	0.39	0	-0.36	0.15	0	0	14353.5	0
360	4	24	1994	28.19	0	0.03	0	0	28.28	0	-0.26	0.15	0	0	14353.5	0
360	5	24	1994	5.08	0	0.01	0	0	5.1	0	-0.18	0.15	0	0	14353.5	0
360	6	24	1994	3.56	0	-0.04	0	0	3.63	0	-0.18	0.15	0	0	14353.4	0
360	7	24	1994	6.86	0	-0.04	0	0	6.94	0	-0.18	0.15	0	0	14353.4	0
360	8	24	1994	3.81	0	0.06	0	0	3.78	0	-0.17	0.15	0	0	14353.5	0
360	9	24	1994	3.3	0	-0.06	0	0	3.38	0	-0.17	0.14	0	0	14353.4	0
360	10	24	1994	0	0	-0.06	0	0	0.09	0	-0.18	0.14	0	0	14353.3	0
360	11	24	1994	0.76	0	0.15	0	0	0.65	0	-0.18	0.14	0	0	14353.5	0
360	12	24	1994	0	0	0	0	0	0.03	0	-0.17	0.14	0	0	14353.5	0
360	13	24	1994	0.51	0	-0.01	0	0	0.55	0	-0.17	0.14	0	0	14353.5	0
360	14	24	1994	2.79	0	-0.03	0	0	2.87	0	-0.18	0.14	0	0	14353.5	0
360	15	24	1994	2.29	0	0.01	0	0	2.33	0	-0.19	0.14	0	0	14353.5	0
360	16	24	1994	0.25	0	-0.01	0	0	0.32	0	-0.2	0.14	0	0	14353.4	0
360	17	24	1994	6.35	0	0.16	0	0	6.23	0	-0.19	0.14	0	0	14353.6	0
360	18	24	1994	0	0	0.46	0	0	-0.43	0	-0.18	0.14	0	0	14354.1	0
360	19	24	1994	0	0	-0.01	0	0	0.06	0	-0.19	0.14	0	0	14354.1	0
360	20	24	1994	0	0	0	0	0	0.06	0	-0.2	0.14	0	0	14354	0
360	21	24	1994	0	0	0.04	0	0	0.01	0	-0.2	0.14	0	0	14354.1	0
360	22	24	1994	1.78	0	0.01	0	0	1.82	0	-0.19	0.14	0	0	14354.1	0
360	23	24	1994	0.76	0	0.08	0	0	0.73	0	-0.19	0.14	0	0	14354.2	0
360	24	24	1994	4.06	0	0.04	0	0	4.05	0	-0.17	0.14	0	0	14354.2	0
360	25	24	1994	0	0	0.1	0	0	-0.07	0	-0.16	0.14	0	0	14354.3	0
360	26	24	1994	3.81	0	-0.07	0	0	3.93	0	-0.19	0.14	0	0	14354.2	0
360	27	24	1994	5.08	0	0.23	0	0	4.9	0	-0.19	0.14	0	0	14354.5	0
360	28	24	1994	7.87	0	-0.24	0	0	-2.51	0	6.91	0.14	3.57	0	14354.2	0
360	29	24	1994	1.27	0	0.49	0	0	-1.25	0	-0.13	0.14	2.02	0	14354.7	0
360	30	24	1994	0	0	-0.01	0	0	0.02	0	-0.17	0.14	0.01	0	14354.7	0
360	31	24	1994	0	0	-0.02	0	0	0.11	0	-0.23	0.14	0	0	14354.7	0
360	32	24	1994	0	0	0.08	0	0	0	0	-0.22	0.14	0	0	14354.8	0
360	33	24	1994	0	0	0.05	0	0	0.02	0	-0.21	0.14	0	0	14354.8	0
360	34	24	1994	1.27	0	0.2	0	0	1.13	0	-0.2	0.14	0	0	14355	0
360	35	24	1994	0.25	0	0.2	0	0	0.09	0	-0.18	0.14	0	0	14355.2	0
360	36	24	1994	0	0	0.09	0	0	-0.05	0	-0.18	0.14	0	0	14355.3	0
360	37	24	1994	0.25	0	-0.01	0	0	0.3	0	-0.19	0.14	0	0	14355.3	0
360	38	24	1994	2.29	0	0.23	0	0	2.1	0	-0.19	0.14	0	0	14355.5	0
360	39	24	1994	4.32	0	0.09	0	0	4.27	0	-0.18	0.14	0	0	14355.6	0
360	40	24	1994	6.35	0	0	0	0	6.39	0	-0.18	0.14	0	0	14355.6	0
360	41	24	1994	0	0	-0.02	0	0	0.05	0	-0.17	0.14	0	0	14355.6	0
360	42	24	1994	0	0	0.04	0	0	-0.02	0	-0.16	0.14	0	0	14355.7	0
360	43	24	1994	0	0	-0.02	0	0	0.05	0	-0.16	0.14	0	0	14355.6	0
360	44	24	1994	2.79	0	0.32	0	0	2.49	0	-0.16	0.14	0	0	14355.9	0
360	45	24	1994	2.54	0	0.16	0	0	2.4	0	-0.16	0.14	0	0	14356.1	0
360	46	24	1994	0.51	0	0.21	0	0	0.33	0	-0.16	0.14	0	0	14356.3	0
360	47	24	1994	1.02	0	0.06	0	0	0.97	0	-0.16	0.14	0	0	14356.4	0
360	48	24	1994	0	0	0	0	0	0.02	0	-0.16	0.14	0	0	14356.4	0
360	49	24	1994	0	0	-0.06	0	0	0.08	0	-0.16	0.14	0	0	14356.3	0
360	50	24	1994	0	0	-0.05	0	0	0.02	0	-0.11	0.14	0	0	14356.3	0
360	51	24	1994	0.51	0	-0.22	0	0	-8.47	0	0.2	0.14	8.87	0	14356	0
360	52	24	1994	0.25	0	-0.15	0	0	-8.22	0	-0.07	0.14	8.56	0	14355.9	0
360	53	24	1994	0.25	0	0.53	0	0	-1.29	0	-0.12	0.14	1	0	14356.4	0
360	54	24	1994	5.59	0	0.49	0	0	5.12	0	-0.16	0.14	0	0	14356.9	0
360	55	24	1994	16	0	0.14	0	0	15.88	0	-0.16	0.14	0	0	14357.1	0
360	56	24	1994	0.76	0	0.3	0	0	0.48	0	-0.15	0.14	0	0	14357.4	0
360	57	24	1994	3.56	0	-0.04	0	0	3.61	0	-0.16	0.14	0	0	14357.3	0
360	58	24	1994	0.25	0	0.14	0	0	0.14	0	-0.16	0.14	0	0	14357.5	0
360	59	24	1994	0	0	0.06	0	0	-0.04	0	-0.16	0.14	0	0	14357.5	0
360	60	24	1994	0	0	0.01	0	0	0.01	0	-0.16	0.14	0	0	14357.5	0
360	61	24	1994	1.27	0	0.05	0	0	1.24	0	-0.16	0.14	0	0	14357.6	0
360	62	24	1994	24.38	0	-0.06	0	0	24.46	0	-0.16	0.14	0	0	14357.5	0
360	63	24	1994	0	0	0.09	0	0	-0.07	0	-0.15	0.14	0	0	14357.6	0
360	64	24	1994	1.02	0	0.17	0	0	0.86	0	-0.15	0.14	0	0	14357.8	0

Attachment D-1
Honeywell
Wastebeds 9-15 SWSR Pre-Design Investigation
SHAW Output Data

RUN	DAY	HR	YR	PRECIP	precip INTRCP	ET	TRANSP	CANOPY chg in storage	SNOW chg in storage	RESIDUE chg in storage	SOIL chg in storage	PERC	RUNOFF	PONDED	Etcum	ERROR
360	65	24	1994	2.54	0	0.03	0	0	2.52	0	-0.15	0.14	0	0	14357.8	0
360	66	24	1994	4.57	0	-0.08	0	0	1.53	0	-0.12	0.14	3.11	0	14357.7	0
360	67	24	1994	0.25	0	0.23	0	0	-2.73	0	-0.09	0.14	2.71	0	14357.9	0
360	68	24	1994	12.95	0	0.08	0	0	12.75	0	-0.13	0.14	0.11	0	14358	0
360	69	24	1994	15.49	0	0.04	0	0	15.45	0	-0.13	0.14	0	0	14358.1	0
360	70	24	1994	0	0	0.05	0	0	-0.06	0	-0.14	0.14	0	0	14358.1	0
360	71	24	1994	0	0	0.05	0	0	-0.06	0	-0.14	0.14	0	0	14358.2	0
360	72	24	1994	4.57	0	0.04	0	0	1.9	0	-0.08	0.14	2.57	0	14358.2	0
360	73	24	1994	0.51	0	0.05	0	0	-2.73	0	-0.06	0.14	3.11	0	14358.3	0
360	74	24	1994	7.62	0	-0.18	0	0	-6.33	0	-0.06	0.14	14.05	0	14358.1	0
360	75	24	1994	2.29	0	0.53	0	0	-0.4	0	-0.08	0.14	2.09	0	14358.6	0
360	76	24	1994	2.54	0	0.28	0	0	2.26	0	-0.14	0.14	0	0	14358.9	0
360	77	24	1994	5.59	0	0.13	0	0	5.45	0	-0.14	0.14	0	0	14359	0
360	78	24	1994	0.51	0	0.59	0	0	-0.09	0	-0.14	0.14	0	0	14359.6	0
360	79	24	1994	0	0	0.23	0	0	-0.23	0	-0.14	0.14	0	0	14359.9	0
360	80	24	1994	20.32	0	0.07	0	0	20.25	0	-0.14	0.14	0	0	14359.9	0
360	81	24	1994	2.03	0	0	0	0	-5.37	0	0.09	0.14	7.17	0	14359.9	0
360	82	24	1994	0	0	-0.14	0	0	-9.1	0	0.39	0.14	8.71	0	14359.8	0
360	83	24	1994	0.25	0	-0.34	0	0	-17.85	0	0.59	0.14	17.71	0	14359.5	0
360	84	24	1994	0	0	0.6	0	0	-9.56	0	0.83	0.14	7.99	0	14360.1	0
360	85	24	1994	0	0	0.1	0	0	-9.66	0	1.07	0.14	8.35	0	14360.2	0
360	86	24	1994	12.95	0	0.01	0	0	-6.85	0	1.42	0.14	18.24	0	14360.2	0
360	87	24	1994	2.29	0	-0.01	0	0	-7.67	0	1.75	0.14	8.08	0	14360.2	0
360	88	24	1994	0.51	0	-0.04	0	0	-16.18	0	2.02	0.14	14.57	0	14360.1	0
360	89	24	1994	6.1	0	0.12	0	0	-11.05	0	2.43	0.14	14.46	0	14360.2	0
360	90	24	1994	0	0	0.27	0	0	-27.11	0	2.54	0.14	24.16	0	14360.5	0
360	91	24	1994	0	0	0.14	0	0	-29.01	0	2.17	0.14	26.56	0	14360.6	0
360	92	24	1994	0	0	-0.01	0	0	-34.18	0	3.36	0.14	30.69	0	14360.6	0
360	93	24	1994	8.64	0	0.38	0.03	0	-8.25	0	2.18	0.14	14.19	0	14361	0
360	94	24	1994	0	0	2.44	0.05	0	0	0	-2.59	0.14	0	0	14363.4	0.01
360	95	24	1994	0.51	0	2.53	0.09	0	0	0	-2.16	0.14	0	0	14366	0.01
360	96	24	1994	15.24	0	2.54	0.02	0	0	0	12.56	0.14	0	0	14368.5	0
360	97	24	1994	7.11	0	3.36	0	0	0	0	3.61	0.14	0	0	14371.9	0
360	98	24	1994	0	0	3.42	0.14	0	0	0	-3.57	0.14	0	0	14375.3	0.01
360	99	24	1994	0	0	3.93	0.25	0	0	0	-4.06	0.14	0	0	14379.2	0
360	100	24	1994	1.27	0	2.92	0.18	0	0	0	-1.78	0.14	0	0	14382.1	0
360	101	24	1994	0	0	3.82	0.27	0	0	0	-3.95	0.14	0	0	14386	-0.01
360	102	24	1994	8.64	0	2.41	0.12	0	0	0	6.09	0.14	0	0	14388.4	-0.01
360	103	24	1994	18.03	0	1.69	0.16	0	0	0	16.22	0.14	0	0	14390.1	-0.01
360	104	24	1994	0.25	0	2.37	0.34	0	0	0	-2.24	0.14	0	0	14392.4	-0.02
360	105	24	1994	0	0	5.11	1.06	0	0	0	-5.25	0.14	0	0	14397.5	0.01
360	106	24	1994	15.24	0	4.77	0.6	0	0	0	10.34	0.14	0	0	14402.3	-0.01
360	107	24	1994	0.25	0	3.58	0.37	0	0	0	-3.41	0.14	0	0	14405.9	-0.05
360	108	24	1994	0.51	0	5.32	0.77	0	0	0	-4.94	0.14	0	0	14411.2	-0.01
360	109	24	1994	0.51	0	3.47	0.81	0	0	0	-3.09	0.14	0	0	14414.7	-0.01
360	110	24	1994	0	0	5.39	0.69	0	0	0	-5.51	0.14	0	0	14420.1	-0.02
360	111	24	1994	0	0	3.1	0.52	0	0	0	-3.22	0.14	0	0	14423.2	-0.02
360	112	24	1994	0	0	4.33	0.67	0	0	0	-4.46	0.14	0	0	14427.5	-0.01
360	113	24	1994	0	0	4.7	1.15	0	0	0	-4.83	0.14	0	0	14432.2	-0.01
360	114	24	1994	1.02	0	7.42	1.84	0	0	0	-6.54	0.14	0	0	14439.6	0
360	115	24	1994	2.54	0	1.52	0.27	0	0	0	0.9	0.14	0	0	14441.1	-0.01
360	116	24	1994	3.56	0	3.5	0.93	0	0	0	-0.03	0.14	0	0	14444.6	-0.05
360	117	24	1994	0	0	5.08	1.68	0	0	0	-5.19	0.14	0	0	14449.7	-0.03
360	118	24	1994	0	0	4.21	0.87	0	0	0	-4.33	0.14	0	0	14453.9	-0.02
360	119	24	1994	3.05	0	3.59	1.06	0	0	0	-0.67	0.14	0	0	14457.5	-0.02
360	120	24	1994	5.59	0	3.81	0.64	0	0	0	1.67	0.14	0	0	14461.3	-0.03
360	121	24	1994	10.16	0	3.03	0.63	0	0	0	7.02	0.14	0	0	14464.4	-0.02
360	122	24	1994	0	0	3.57	1.05	0	0	0	-3.68	0.14	0	0	14467.9	-0.03
360	123	24	1994	0	0	3.72	1.37	0	0	0	-3.85	0.14	0	0	14471.6	0
360	124	24	1994	0	0	3.2	1.52	0	0	0	-3.34	0.14	0	0	14474.8	0
360	125	24	1994	0	0	4.62	1.89	0	0	0	-4.73	0.14	0	0	14479.5	-0.03
360	126	24	1994	9.65	0.03	1.92	0.05	0	0	0	7.57	0.14	0	0	14481.4	-0.01
360	127	24	1994	5.84	0	3.23	0.59	0	0	0	2.52	0.14	0	0	14484.6	-0.01
360	128	24	1994	7.87	0.09	1.67	0.04	0	0	0	5.99	0.14	0	0	14486.3	-0.02
360	129	24	1994	2.29	0	4.56	1.34	0	0	0	-2.29	0.14	0	0	14490.8	-0.02
360	130	24	1994	0	0	4.88	1.89	0	0	0	-4.97	0.14	0	0	14495.7	-0.04
360	131	24	1994	0	0	4.68	2.13	0	0	0	-4.78	0.14	0	0	14500.4	-0.03
360	132	24	1994	0.25	0	3.34	1.55	0	0	0	-3.21	0.14	0	0	14503.8	-0.02
360	133	24	1994	0	0	4.81	1.83	0	0	0	-4.9	0.14	0	0	14508.6	-0.04
360	134	24	1994	0	0	4.91	2.44	0	0	0	-5.04	0.14	0	0	14513.5	-0.01
360	135	24	1994	3.3	0	2	0.17	0	0	0	1.19	0.14	0	0	14515.5	-0.02
360	136	24	1994	4.57	0	2.02	0.17	0	0	0	2.43	0.14	0	0	14517.5	-0.02
360	137	24	1994	1.52	0	2.87	0.89	0	0	0	-1.45	0.14	0	0	14520.4	-0.03
360	138	24	1994	0.25	0	1.94	0.87	0	0	0	-1.8	0.14	0	0	14522.3	-0.03
360	139	24	1994	0	0	2.12	1.4	0	0	0	-2.24	0.14	0	0	14524.4	-0.02
360	140	24	1994	0	0	4.91	2.73	0	0	0	-5.03	0.14	0	0	14529.3	-0.02
360	141	24	1994	0	0	3.35	2.19	0	0	0	-3.48	0.14	0	0	14532.7	-0.01
360	142	24	1994	0	0	5.05	3.13	0	0	0	-5.16	0.14	0	0	14537.7	-0.02
360	143	24	1994	0	0	5.24	3.18	0	0	0	-5.35	0.14	0	0	14543	-0.03
360	144	24	1994	0.25	0	5.32	3.6	0	0	0	-5.18	0.14	0	0	14548.3	-0.02
360	145	24	1994	1.52	0	3.41	2.22	0	0	0	-2.02	0.14	0	0	14551.7	0
360	146	24	1994	4.57	0	3.24	0.98	0	0	0	1.22	0.14	0	0	14554.9	-0.03
360	147	24	1994	0	0	4.94	2.48	0	0	0	-5.04	0.14	0	0	14559.9	-0.04
360	148	24	1994	0.76	0	2.84	1.58	0	0	0	-2.21	0.14	0	0	14562.7	-0.01
360	149	24	1994	1.52	0	2.98	1.28	0	0	0	-1.58	0.14	0	0	14565.7	-0.01
360	150	24	1994	0	0	1.12	1	0	0	0	-1.25	0.14	0	0	14566.8	-0.01
360	151	24	1994	22.61	0	5.9	3.06	0	0	0	16.59	0.14	0	0	14572.7	-0.02
360	152	24	1994	0.25	0	5.02	2.85	0	0	0	-4.85	0.14	0	0	14577.7	-0.05
360	153	24	1994	0.25	0	4.51	2.49	0	0	0	-4.36	0.14	0	0	14582.2	-0.04
360	154	24	1994	0	0	4.42	2.14	0	0	0	-4.53	0.14	0	0	14586.7	-0.02
360	155	24	1994	0	0	3.22	1.17	0	0	0	-3.35	0.14	0	0	14589.9	-0.01
360	156	24	1994	0	0	1.44	0.76	0	0	0	-1.56	0.14	0	0	14591.3	-0.02
360	157	24	1994	0	0	0.29	0.55	0	0	0	-0.41	0.14	0	0	14591.6	-0.02
360	158	24	1994	0	0	0.28	0.43	0	0	0	-0.4	0.14	0	0	14591.9	-0.03
360	159	24	1994	0	0	0.96	0.47	0	0	0	-1.07	0.14	0	0	14592.8	-0.03
360	160	24	1994	0	0	0.81	0.57	0	0	0	-0.93	0.14	0	0	14593.7	-0.03
360	161	24	1994	0	0	0.79	0.6	0	0	0	-0.91	0.14	0	0	14594.5	-0.02
360	162	24	1994	0	0	0.04	0.45	0	0	0	-0.17	0.14	0	0	14594.5	-0.01
360	163	24	1994	0	0	0.52	0.49	0	0	0	-0.63	0.14	0	0	14595	-0.03
360	164	24	1994	5.08	0	3.96	0.4	0	0	0	0.99	0.14	0	0	14599	-0.01
360	165	24	1994	1.27	0	2.37	0.39	0	0	0	-1.22	0.14	0	0	14601.3	-0.03
360	166	24	1994	0	0	1.52	0.56	0	0	0	-1.61	0.14	0	0	14602.9	-0.05
360	167	24	1994	0	0	0.54	0.55	0	0	0	-0.64	0.14	0	0	14603.4	-0.04

Attachment D-1
Honeywell
Wastebeds 9-15 SWSR Pre-Design Investigation
SHAW Output Data

RUN	DAY	HR	YR	PRECIP	precip INTRCP	ET	TRANSP	CANOPY chg in storage	SNOW chg in storage	RESIDUE chg in storage	SOIL chg in storage	PERC	RUNOFF	PONDED	Etcum	ERROR
360	168	24	1994	0	0	0.7	0.59	0	0	0	-0.81	0.14	0	0	14604.1	-0.04
360	169	24	1994	0	0	0.58	0.55	0	0	0	-0.68	0.14	0	0	14604.7	-0.04
360	170	24	1994	0	0	0.48	0.5	0	0	0	-0.58	0.15	0	0	14605.2	-0.04
360	171	24	1994	0	0	0.8	0.51	0	0	0	-0.91	0.15	0	0	14606	-0.04
360	172	24	1994	0.51	0	0.78	0.5	0	0	0	-0.41	0.15	0	0	14606.7	0
360	173	24	1994	0	0	0.81	0.51	0	0	0	-0.92	0.15	0	0	14607.5	-0.04
360	174	24	1994	0	0	0.57	0.52	0	0	0	-0.71	0.15	0	0	14608.1	-0.01
360	175	24	1994	17.02	0.33	2.31	0.1	0	0	0	14.24	0.15	0	0	14610.4	0
360	176	24	1994	4.57	0	5.16	1.8	0	0	0	-0.39	0.15	0	0	14615.6	-0.02
360	177	24	1994	0	0	7.01	5.32	0	0	0	-7.12	0.15	0	0	14622.6	-0.04
360	178	24	1994	16.76	0.07	3.25	0.25	0	0	0	13.3	0.15	0	0	14625.8	-0.01
360	179	24	1994	1.78	0	4.37	2.19	0	0	0	-2.65	0.15	0	0	14630.2	-0.02
360	180	24	1994	12.95	0	6.13	2.64	0	0	0	6.71	0.15	0	0	14636.4	-0.04
360	181	24	1994	0	0	4.58	3.44	0	0	0	-4.68	0.15	0	0	14640.9	-0.05
360	182	24	1994	0	0	4.92	3.74	0	0	0	-5.02	0.15	0	0	14645.9	-0.05
360	183	24	1994	7.62	0	6.97	3.27	0	0	0	0.52	0.15	0	0	14652.8	-0.02
360	184	24	1994	0	0	5.62	4.21	0	0	0	-5.7	0.15	0	0	14658.4	-0.07
360	185	24	1994	0	0	5.3	3.76	0	0	0	-5.41	0.15	0	0	14663.7	-0.04
360	186	24	1994	9.14	0	6.17	2.48	0	0	0	2.84	0.15	0	0	14669.9	-0.02
360	187	24	1994	0	0	4.31	3.16	0	0	0	-4.43	0.15	0	0	14674.2	-0.04
360	188	24	1994	3.3	0	4.18	0.62	0	0	0	-0.99	0.15	0	0	14678.4	-0.04
360	189	24	1994	0	0	2.12	0.94	0	0	0	-2.22	0.15	0	0	14680.5	-0.05
360	190	24	1994	24.64	0	6.57	2.51	0	0	0	17.97	0.15	0	0	14687.1	-0.05
360	191	24	1994	2.79	0	7.09	3.27	0	0	0	-4.38	0.16	0	0	14694.2	-0.06
360	192	24	1994	0	0	5.53	4.3	0	0	0	-5.63	0.16	0	0	14699.7	-0.05
360	193	24	1994	9.14	0	5.78	2.18	0	0	0	3.26	0.16	0	0	14705.5	-0.06
360	194	24	1994	0	0	5.68	4.59	0	0	0	-5.81	0.16	0	0	14711.2	-0.03
360	195	24	1994	1.27	0	4.67	2.5	0	0	0	-3.5	0.16	0	0	14715.8	-0.06
360	196	24	1994	0.51	0	2.44	1.31	0	0	0	-2.08	0.16	0	0	14718.3	-0.01
360	197	24	1994	0	0	1.19	0.51	0	0	0	-1.29	0.16	0	0	14719.5	-0.06
360	198	24	1994	0	0	1.8	0.81	0	0	0	-1.92	0.16	0	0	14721.3	-0.04
360	199	24	1994	0.76	0	1.83	0.55	0	0	0	-1.21	0.16	0	0	14723.1	-0.02
360	200	24	1994	0	0	1.31	0.63	0	0	0	-1.41	0.16	0	0	14724.4	-0.06
360	201	24	1994	0	0	0.97	0.61	0	0	0	-1.1	0.16	0	0	14725.4	-0.03
360	202	24	1994	0	0	0.44	0.55	0	0	0	-0.6	0.16	0	0	14725.8	-0.01
360	203	24	1994	0	0	0.54	0.53	0	0	0	-0.66	0.16	0	0	14726.4	-0.04
360	204	24	1994	0	0	0.63	0.51	0	0	0	-0.74	0.16	0	0	14727	-0.05
360	205	24	1994	0	0	0.85	0.53	0	0	0	-0.96	0.16	0	0	14727.8	-0.05
360	206	24	1994	2.54	0	2.5	0.38	0	0	0	-0.12	0.16	0	0	14730.3	0
360	207	24	1994	1.27	0	2	0.43	0	0	0	-0.86	0.16	0	0	14732.3	-0.03
360	208	24	1994	0	0	0.81	0.48	0	0	0	-0.93	0.16	0	0	14733.1	-0.05
360	209	24	1994	3.56	0.18	2.34	0.1	0	0	0	0.88	0.16	0	0	14735.5	-0.01
360	210	24	1994	0	0	1.06	0.36	0	0	0	-1.02	0.16	0	0	14736.5	-0.02
360	211	24	1994	0.51	0	1.09	0.39	0	0	0	-0.74	0.16	0	0	14737.6	-0.01
360	212	24	1994	0	0	1.07	0.44	0	0	0	-1.16	0.16	0	0	14738.7	-0.07
360	213	24	1994	0	0	0.33	0.34	0	0	0	-0.48	0.16	0	0	14739	-0.01
360	214	24	1994	3.05	0	3.11	0.3	0	0	0	-0.23	0.16	0	0	14742.1	0
360	215	24	1994	0	0	0.46	0.38	0	0	0	-0.6	0.17	0	0	14742.6	-0.03
360	216	24	1994	1.02	0	1.32	0.34	0	0	0	-0.46	0.17	0	0	14743.9	-0.01
360	217	24	1994	8.13	0	4.31	0.67	0	0	0	3.71	0.17	0	0	14748.2	-0.05
360	218	24	1994	0	0	2.19	0.59	0	0	0	-2.3	0.17	0	0	14750.4	-0.06
360	219	24	1994	0	0	1.55	0.26	0	0	0	-1.68	0.17	0	0	14752	-0.03
360	220	24	1994	0	0	0.95	0.22	0	0	0	-1.08	0.17	0	0	14752.9	-0.03
360	221	24	1994	0.25	0	0.29	0.14	0	0	0	-0.2	0.17	0	0	14753.2	-0.01
360	222	24	1994	0	0	0.67	0.13	0	0	0	-0.79	0.17	0	0	14753.9	-0.05
360	223	24	1994	0	0	0.22	0.11	0	0	0	-0.37	0.17	0	0	14754.1	-0.01
360	224	24	1994	0	0	0.02	0.1	0	0	0	-0.19	0.17	0	0	14754.1	0
360	225	24	1994	19.3	0	4.38	1.18	0	0	0	14.74	0.17	0	0	14758.5	0.02
360	226	24	1994	21.84	0	4.66	0.95	0	0	0	17.07	0.17	0	0	14763.2	-0.06
360	227	24	1994	0	0	3.96	2.78	0	0	0	-4.08	0.17	0	0	14767.1	-0.05
360	228	24	1994	0	0	4.64	3.64	0	0	0	-4.8	0.17	0	0	14771.8	-0.01
360	229	24	1994	5.33	0	3.96	0.99	0	0	0	1.24	0.17	0	0	14775.7	-0.03
360	230	24	1994	24.64	0	4.43	1.42	0	0	0	20.06	0.17	0	0	14780.1	-0.02
360	231	24	1994	0	0	4.3	3.39	0	0	0	-4.41	0.17	0	0	14784.4	-0.06
360	232	24	1994	0	0	5.74	4.31	0	0	0	-5.87	0.17	0	0	14790.2	-0.04
360	233	24	1994	20.83	0	3.37	0.36	0	0	0	17.33	0.17	0	0	14793.6	-0.04
360	234	24	1994	0	0	5.08	3.24	0	0	0	-5.17	0.17	0	0	14798.6	-0.07
360	235	24	1994	0	0	4.3	3.13	0	0	0	-4.4	0.17	0	0	14802.9	-0.07
360	236	24	1994	0	0	4.62	3.51	0	0	0	-4.76	0.17	0	0	14807.6	-0.04
360	237	24	1994	11.68	0	4.82	1.74	0	0	0	6.7	0.17	0	0	14812.4	-0.01
360	238	24	1994	0	0	3.49	2.84	0	0	0	-3.65	0.17	0	0	14815.9	-0.01
360	239	24	1994	0	0	4.29	3.08	0	0	0	-4.38	0.17	0	0	14820.1	-0.07
360	240	24	1994	13.72	0	5.28	1.91	0	0	0	8.32	0.17	0	0	14825.4	-0.05
360	241	24	1994	0	0	4.75	3.01	0	0	0	-4.88	0.17	0	0	14830.2	-0.05
360	242	24	1994	0	0	4.87	3.26	0	0	0	-5	0.17	0	0	14835	-0.04
360	243	24	1994	2.03	0	2.55	0.75	0	0	0	-0.65	0.17	0	0	14837.6	-0.05
360	244	24	1994	1.02	0	2.8	1.22	0	0	0	-1.9	0.17	0	0	14840.4	-0.06
360	245	24	1994	0	0	3.5	2.48	0	0	0	-3.63	0.17	0	0	14843.9	-0.04
360	246	24	1994	0	0	3.08	2.29	0	0	0	-3.23	0.17	0	0	14847	-0.02
360	247	24	1994	0	0	3.8	2.59	0	0	0	-3.94	0.17	0	0	14850.8	-0.03
360	248	24	1994	0	0	3.44	2.43	0	0	0	-3.57	0.17	0	0	14854.2	-0.04
360	249	24	1994	0	0	4.09	2.78	0	0	0	-4.23	0.17	0	0	14858.3	-0.03
360	250	24	1994	0.25	0	3.44	2.38	0	0	0	-3.34	0.17	0	0	14861.7	-0.02
360	251	24	1994	0	0	4.51	3.19	0	0	0	-4.66	0.17	0	0	14866.3	-0.02
360	252	24	1994	4.83	0	4.45	1.36	0	0	0	0.23	0.17	0	0	14870.7	-0.03
360	253	24	1994	0	0	2.44	1.27	0	0	0	-2.58	0.17	0	0	14873.1	-0.04
360	254	24	1994	0	0	1.24	0.61	0	0	0	-1.4	0.17	0	0	14874.4	-0.01
360	255	24	1994	0	0	1.36	0.63	0	0	0	-1.5	0.17	0	0	14875.7	-0.03
360	256	24	1994	2.79	0	2.94	0.39	0	0	0	-0.32	0.17	0	0	14878.7	0
360	257	24	1994	2.54	0.18	1.65	0.01	0	0	0	0.57	0.17	0	0	14880.3	-0.03
360	258	24	1994	0	0	1.38	0.28	0	0	0	-1.36	0.17	0	0	14881.7	-0.02
360	259	24	1994	0	0	1.25	0.35	0	0	0	-1.4	0.17	0	0	14883	-0.02
360	260	24	1994	0.51	0	0.96	0.12	0	0	0	-0.58	0.17	0	0	14883.9	-0.05
360	261	24	1994	0.51	0	1.35	0.1	0	0	0	-0.97	0.17	0	0	14885.3	-0.04
360	262	24	1994	0	0	0.37	0.1	0	0	0	-0.52	0.17	0	0	14885.6	-0.02
360	263	24	1994	0	0	0.37	0.14	0	0	0	-0.51	0.17	0	0	14886	-0.03
360	264	24	1994	0	0	0.31	0.14	0	0	0	-0.45	0.17	0	0	14886.3	-0.04
360	265	24	1994	0.25	0	0.21	0.09	0	0	0	-0.11	0.17	0	0	14886.5	-0.02
360	266	24	1994	7.87	0.18	1.58	0.01	0	0	0	5.95	0.17	0	0	14888.1	-0.01
360	267	24	1994	0	0	0.99	0.51	0	0	0	-0.98	0.17	0	0	14889.1	-0.01
360	268	24	1994	0	0	1.55	0.87	0	0	0	-1.69	0.17	0	0	14890.6	-0.03
360	269	24	1994	20.07	0	2.23	0.32	0	0	0	17.68	0.17	0	0	14892.9	-0.02
360	270	24	1994	17.27	0	3.92	1.26	0	0	0	13.25	0.17	0	0	14896.8	-0.07

Attachment D-1
Honeywell
Wastebeds 9-15 SWSR Pre-Design Investigation
SHAW Output Data

RUN	DAY	HR	YR	PRECIP	precip INTRCP	ET	TRANSP	CANOPY chg in storage	SNOW chg in storage	RESIDUE chg in storage	SOIL chg in storage	PERC	RUNOFF	PONDED	Etcum	ERROR
360	271	24	1994	2.29	0	2.61	0.37	0	0	0	-0.45	0.17	0	0	14899.4	-0.05
360	272	24	1994	1.52	0	2.67	0.62	0	0	0	-1.24	0.17	0	0	14902.1	-0.07
360	273	24	1994	0	0	2.85	1.23	0	0	0	-2.94	0.17	0	0	14904.9	-0.07
360	274	24	1994	5.08	0.67	0.93	0.06	0	0	0	3.3	0.17	0	0	14905.8	0.01
360	275	24	1994	0	0	2.85	0.81	0	0	0	-2.33	0.17	0	0	14908.7	-0.03
360	276	24	1994	0	0	2.15	0.96	0	0	0	-2.29	0.17	0	0	14910.8	-0.03
360	277	24	1994	0	0	0.97	0.47	0	0	0	-1.15	0.17	0	0	14911.8	0
360	278	24	1994	0.76	0	1.53	0.43	0	0	0	-0.9	0.17	0	0	14913.3	-0.03
360	279	24	1994	0	0	1.59	0.87	0	0	0	-1.75	0.17	0	0	14914.9	-0.01
360	280	24	1994	0	0	2.44	1.34	0	0	0	-2.56	0.17	0	0	14917.4	-0.04
360	281	24	1994	0	0	2.68	1.45	0	0	0	-2.83	0.17	0	0	14920.1	-0.03
360	282	24	1994	2.03	0	2.3	0.6	0	0	0	-0.41	0.17	0	0	14922.4	-0.03
360	283	24	1994	0.76	0	2.41	0.49	0	0	0	-1.77	0.17	0	0	14924.8	-0.04
360	284	24	1994	0	0	2.15	0.72	0	0	0	-2.3	0.17	0	0	14926.9	-0.02
360	285	24	1994	0	0	2.01	0.83	0	0	0	-2.15	0.17	0	0	14928.9	-0.03
360	286	24	1994	0	0	2.27	0.91	0	0	0	-2.41	0.17	0	0	14931.2	-0.04
360	287	24	1994	0	0	2.16	0.87	0	0	0	-2.3	0.17	0	0	14933.3	-0.03
360	288	24	1994	0	0	2.1	0.82	0	0	0	-2.24	0.17	0	0	14935.5	-0.03
360	289	24	1994	0	0	1.74	0.82	0	0	0	-1.88	0.17	0	0	14937.2	-0.03
360	290	24	1994	0	0	1.32	0.91	0	0	0	-1.49	0.17	0	0	14938.5	0
360	291	24	1994	0.51	0	0.45	0.44	0	0	0	-0.11	0.17	0	0	14939	0
360	292	24	1994	2.29	0	0.66	0.1	0	0	0	1.46	0.17	0	0	14939.6	0
360	293	24	1994	8.13	0	1.17	0.12	0	0	0	6.83	0.17	0	0	14940.8	-0.04
360	294	24	1994	0	0	1.22	0.21	0	0	0	-1.35	0.17	0	0	14942	-0.04
360	295	24	1994	0	0	0.88	0.17	0	0	0	-1.01	0.17	0	0	14942.9	-0.03
360	296	24	1994	0	0	1.56	0.27	0	0	0	-1.71	0.17	0	0	14944.4	-0.02
360	297	24	1994	0	0	2.42	0.32	0	0	0	-2.56	0.17	0	0	14946.9	-0.03
360	298	24	1994	0	0	1.84	0.16	0	0	0	-1.99	0.17	0	0	14948.7	-0.01
360	299	24	1994	0	0	1.38	0.19	0	0	0	-1.54	0.17	0	0	14950.1	0
360	300	24	1994	0	0	0.04	0.11	0	0	0	-0.21	0.17	0	0	14950.1	0
360	301	24	1994	0	0	0.97	0.22	0	0	0	-1.15	0.17	0	0	14951.1	0.01
360	302	24	1994	0	0	0.47	0.29	0	0	0	-0.64	0.17	0	0	14951.6	0
360	303	24	1994	0	0	0.01	0.16	0	0	0	-0.19	0.17	0	0	14951.6	0.01
360	304	24	1994	0	0	-0.22	0.07	0	0	0	0.06	0.17	0	0	14951.3	0
360	305	24	1994	30.48	0	0.27	0	0	0	0	30.04	0.17	0	0	14951.6	0
360	306	24	1994	12.7	0	3.1	0	0	0	0	9.44	0.17	0	0	14954.7	0
360	307	24	1994	0	0	1.6	0	0	0	0	-1.77	0.17	0	0	14956.3	0
360	308	24	1994	0	0	1.01	0	0	0	0	-1.18	0.17	0	0	14957.3	0
360	309	24	1994	4.57	0	0.81	0	0	0	0	3.6	0.17	0	0	14958.1	0
360	310	24	1994	4.57	0	2.88	0	0	0	0	1.52	0.17	0	0	14961	0
360	311	24	1994	0.51	0	3.89	0	0	0	0	-3.55	0.17	0	0	14964.9	0
360	312	24	1994	0	0	2.27	0	0	0	0	-2.44	0.16	0	0	14967.2	0
360	313	24	1994	2.29	0	0.96	0	0	0	0	1.16	0.16	0	0	14968.2	0
360	314	24	1994	0	0	3.06	0	0	0	0	-3.22	0.16	0	0	14971.2	0
360	315	24	1994	0	0	1.75	0	0	0	0	-1.92	0.16	0	0	14973	0
360	316	24	1994	0	0	1.34	0	0	0	0	-1.51	0.16	0	0	14974.3	0
360	317	24	1994	0	0	0.49	0	0	0	0	-0.65	0.16	0	0	14974.8	0
360	318	24	1994	0	0	1.3	0	0	0	0	-1.47	0.16	0	0	14976.1	0
360	319	24	1994	0	0	1.82	0	0	0	0	-1.99	0.16	0	0	14977.9	0
360	320	24	1994	0	0	1.24	0	0	0	0	-1.4	0.16	0	0	14979.2	0
360	321	24	1994	0	0	1.85	0	0	0	0	-2.02	0.16	0	0	14981	0
360	322	24	1994	0.25	0	1.4	0	0	0	0	-1.31	0.16	0	0	14982.4	0
360	323	24	1994	0	0	2.66	0	0	0	0	-2.83	0.16	0	0	14985.1	0
360	324	24	1994	0	0	1.57	0	0	0	0	-1.73	0.16	0	0	14986.7	0
360	325	24	1994	13.46	0	2.12	0	0	0	0	11.18	0.16	0	0	14988.8	0
360	326	24	1994	0	0	4.7	0	0	0	0	-4.86	0.16	0	0	14993.5	0
360	327	24	1994	3.56	0	1.76	0	0	2.88	0	-1.24	0.16	0	0	14995.2	0
360	328	24	1994	0	0	0.39	0	0	-0.19	0	-0.36	0.16	0	0	14995.6	0
360	329	24	1994	0	0	0.57	0	0	-2.69	0	1.95	0.16	0	0	14996.2	0
360	330	24	1994	0	0	1.48	0	0	0	0	-1.64	0.16	0	0	14997.7	0
360	331	24	1994	1.52	0	0.32	0	0	1.56	0	-0.51	0.16	0	0	14998	0
360	332	24	1994	13.97	0	0.38	0	0	-1.56	0	15	0.16	0	0	14998.4	0
360	333	24	1994	0	0	2.02	0	0	0	0	-2.17	0.16	0	0	15000.4	0
360	334	24	1994	1.02	0	0.84	0	0	0	0	0.02	0.16	0	0	15001.2	0
360	335	24	1994	0	0	1.21	0	0	0	0	-1.36	0.16	0	0	15002.4	0
360	336	24	1994	0	0	2.31	0	0	0	0	-2.47	0.16	0	0	15004.7	0
360	337	24	1994	0	0	0.4	0	0	0	0	-0.56	0.16	0	0	15005.1	0
360	338	24	1994	0	0	0.23	0	0	0	0	-0.39	0.16	0	0	15005.4	0
360	339	24	1994	26.67	0	0.23	0	0	0	0	26.28	0.16	0	0	15005.6	0
360	340	24	1994	2.79	0	0.67	0	0	0	0	1.97	0.16	0	0	15006.3	0
360	341	24	1994	11.68	0	0.76	0	0	11.61	0	-0.85	0.16	0	0	15007	0
360	342	24	1994	0.51	0	0	0	0	0.72	0	-0.37	0.16	0	0	15007	0
360	343	24	1994	4.57	0	-0.05	0	0	4.77	0	-0.31	0.16	0	0	15007	0
360	344	24	1994	4.06	0	-0.19	0	0	4.34	0	-0.24	0.16	0	0	15006.8	0
360	345	24	1994	4.57	0	0.2	0	0	4.45	0	-0.23	0.16	0	0	15007	0
360	346	24	1994	0	0	0	0	0	0.18	0	-0.34	0.16	0	0	15007	0
360	347	24	1994	0	0	-0.04	0	0	0.23	0	-0.35	0.16	0	0	15006.9	0
360	348	24	1994	0	0	0.04	0	0	0.06	0	-0.26	0.16	0	0	15007	0
360	349	24	1994	0	0	0.08	0	0	-0.09	0	-0.14	0.16	0	0	15007.1	0
360	350	24	1994	0	0	0.12	0	0	-0.06	0	-0.21	0.16	0	0	15007.2	0
360	351	24	1994	3.56	0	-0.22	0	0	-7.91	0	11.54	0.16	0	0	15007	-0.01
360	352	24	1994	0.25	0	-0.03	0	0	-3.69	0	3.83	0.15	0	0	15006.9	0
360	353	24	1994	0.51	0	0.12	0	0	-0.55	0	0.78	0.15	0	0	15007	0
360	354	24	1994	0	0	0.1	0	0	-3.42	0	3.17	0.15	0	0	15007.1	0
360	355	24	1994	0	0	0.01	0	0	-1.85	0	1.7	0.15	0	0	15007.2	0
360	356	24	1994	0	0	0.02	0	0	-2.2	0	2.03	0.15	0	0	15007.2	0
360	357	24	1994	0	0	0	0	0	-1.44	0	1.29	0.15	0	0	15007.2	0
360	358	24	1994	0	0	0.25	0	0	-1.06	0	0.18	0.15	0.47	0	15007.4	0
360	359	24	1994	0	0	0.4	0	0	-1.49	0	-0.37	0.15	1.3	0	15007.8	0
360	360	24	1994	0	0	0.28	0	0	0.04	0	-0.48	0.15	0	0	15008.1	0
360	361	24	1994	0	0	0.08	0	0	0.1	0	-0.43	0.15	0.09	0	15008.2	0
360	362	24	1994	1.27	0	0.27	0	0	-0.61	0	-0.29	0.15	1.74	0	15008.5	0
360	363	24	1994	0	0	1.2	0	0	-0.65	0	-0.7	0.15	0	0	15009.7	0
360	364	24	1994	0	0	0.53	0	0	0.07	0	-0.75	0.15	0	0	15010.2	0
360	365	24	1994	3.56	0	0.19	0	0	3.63	0	-0.42	0.15	0	0	15010.4	0
360	1	24	1995	1.52	0	-0.08	0	0	-1.57	0	-0.11	0.15	3.14	0	15010.3	0
360	2	24	1995	0	0	0.84	0	0	-0.6	0	-0.39	0.15	0	0	15011.1	0
360	3	24	1995	0	0	0.93	0	0	-0.6	0	-0.48	0.15	0	0	15012.1	0
360	4	24	1995	0.76	0	0.94	0	0	0.18	0	-0.51	0.15	0	0	15013	0
360	5	24	1995	1.78	0	0.37	0	0	1.65	0	-0.4	0.15	0	0	15013.4	0
360	6	24	1995	2.79	0	0.12	0	0	2.85	0	-0.32	0.15	0	0	15013.5	0
360	7	24	1995	3.56	0	0	0	0	3.6	0	-0.19	0.15	0	0	15013.5	0
360	8	24	1995	0	0	0.36	0	0	-0.29	0	-0.22	0.15	0	0	15013.9	0

Attachment D-1
Honeywell
Wastebeds 9-15 SWSR Pre-Design Investigation
SHAW Output Data

RUN	DAY	HR	YR	PRECIP	precip INTRCP	ET	TRANSP	CANOPY chg in storage	SNOW chg in storage	RESIDUE chg in storage	SOIL chg in storage	PERC	RUNOFF	PONDED	Etcum	ERROR
360	9	24	1995	0.25	0	-0.06	0	0	0.47	0	-0.3	0.15	0	0	15013.8	0
360	10	24	1995	0.51	0	0.02	0	0	0.67	0	-0.33	0.15	0	0	15013.8	0
360	11	24	1995	0	0	0.16	0	0	0	0	-0.31	0.15	0	0	15014	0
360	12	24	1995	7.37	0	-0.08	0	0	-5.34	0	0.23	0.15	12.41	0	15013.9	0
360	13	24	1995	0	0	-0.97	0	0	-6.23	0	0.64	0.15	6.4	0	15012.9	0
360	14	24	1995	0	0	-0.27	0	0	0	0	0.12	0.15	0	0	15012.7	0
360	15	24	1995	9.91	0	-0.44	0	0	0	0	10.19	0.15	0	0	15012.2	0
360	16	24	1995	1.52	0	0.63	0	0	0	0	0.75	0.15	0	0	15012.9	0
360	17	24	1995	0.25	0	0.88	0	0	0	0	-0.78	0.15	0	0	15013.7	0
360	18	24	1995	0	0	0.83	0	0	0	0	-0.98	0.15	0	0	15014.6	0
360	19	24	1995	0	0	0.89	0	0	0	0	-1.04	0.15	0	0	15015.5	0
360	20	24	1995	6.86	0	0.75	0	0	0	0	5.96	0.15	0	0	15016.2	0
360	21	24	1995	2.29	0	0.78	0	0	0	0	1.36	0.15	0	0	15017	0
360	22	24	1995	1.02	0	0.91	0	0	0.92	0	-0.96	0.15	0	0	15017.9	0
360	23	24	1995	0.25	0	0.59	0	0	0.3	0	-0.78	0.14	0	0	15018.5	0
360	24	24	1995	1.78	0	0.28	0	0	1.76	0	-0.41	0.14	0	0	15018.8	0
360	25	24	1995	0.51	0	0.31	0	0	0.47	0	-0.42	0.14	0	0	15019.1	0
360	26	24	1995	1.52	0	0.3	0	0	1.57	0	-0.49	0.14	0	0	15019.4	0
360	27	24	1995	1.27	0	0.09	0	0	1.47	0	-0.43	0.14	0	0	15019.5	0
360	28	24	1995	0	0	0	0	0	0.35	0	-0.49	0.14	0	0	15019.5	0
360	29	24	1995	0	0	0	0	0	0.31	0	-0.46	0.14	0	0	15019.5	0
360	30	24	1995	0	0	0.02	0	0	0.23	0	-0.39	0.14	0	0	15019.5	0
360	31	24	1995	0	0	0.31	0	0	-0.21	0	-0.25	0.14	0	0	15019.8	0
360	32	24	1995	1.02	0	0.25	0	0	-2.8	0	-0.19	0.14	3.61	0	15020.1	0
360	33	24	1995	1.52	0	0.21	0	0	1.62	0	-0.44	0.14	0	0	15020.3	0
360	34	24	1995	0	0	0.01	0	0	0.33	0	-0.48	0.14	0	0	15020.3	0
360	35	24	1995	6.35	0	0.12	0	0	6.36	0	-0.27	0.14	0	0	15020.4	0
360	36	24	1995	3.81	0	0.31	0	0	3.62	0	-0.26	0.14	0	0	15020.7	0
360	37	24	1995	5.84	0	-0.02	0	0	5.95	0	-0.23	0.14	0	0	15020.7	0
360	38	24	1995	0	0	0.03	0	0	0.03	0	-0.2	0.14	0	0	15020.7	0
360	39	24	1995	2.29	0	0	0	0	2.34	0	-0.2	0.14	0	0	15020.7	0
360	40	24	1995	0.51	0	0.3	0	0	0.25	0	-0.18	0.14	0	0	15021	0
360	41	24	1995	0.76	0	0.2	0	0	0.59	0	-0.17	0.14	0	0	15021.2	0
360	42	24	1995	0	0	0.53	0	0	-0.46	0	-0.22	0.14	0	0	15021.8	0
360	43	24	1995	0.25	0	0.67	0	0	-0.26	0	-0.29	0.14	0	0	15022.4	0
360	44	24	1995	0	0	0.36	0	0	-0.22	0	-0.27	0.14	0	0	15022.8	0
360	45	24	1995	0	0	0.19	0	0	-0.04	0	-0.28	0.14	0	0	15023	0
360	46	24	1995	0.51	0	0.52	0	0	0.09	0	-0.25	0.14	0	0	15023.5	0
360	47	24	1995	0.25	0	0.3	0	0	-0.26	0	-0.13	0.14	0.21	0	15023.8	0
360	48	24	1995	0	0	0.08	0	0	-0.14	0	-0.2	0.14	0.13	0	15023.9	0
360	49	24	1995	0	0	0.03	0	0	-0.34	0	-0.22	0.14	0.39	0	15023.9	0
360	50	24	1995	0	0	-0.01	0	0	-2.01	0	-0.18	0.14	2.06	0	15023.9	0
360	51	24	1995	0	0	0.03	0	0	-3.55	0	-0.14	0.14	3.52	0	15023.9	0
360	52	24	1995	2.79	0	0.21	0	0	2.46	0	-0.18	0.14	0.16	0	15024.1	0
360	53	24	1995	0	0	0.16	0	0	-0.07	0	-0.23	0.14	0	0	15024.3	0
360	54	24	1995	5.08	0	0.12	0	0	0.1	0	-0.11	0.14	4.84	0	15024.4	0
360	55	24	1995	2.03	0	0.69	0	0	1.34	0	-0.17	0.14	0.03	0	15025.1	0
360	56	24	1995	2.54	0	0.1	0	0	2.5	0	-0.2	0.14	0	0	15025.2	0
360	57	24	1995	0	0	-0.01	0	0	0.04	0	-0.17	0.14	0	0	15025.2	0
360	58	24	1995	12.7	0	0.25	0	0	12.46	0	-0.15	0.14	0	0	15025.4	0
360	59	24	1995	7.37	0	-0.11	0	0	7.48	0	-0.14	0.14	0	0	15025.3	0
360	60	24	1995	0	0	0.26	0	0	-0.26	0	-0.14	0.14	0	0	15025.6	0
360	61	24	1995	0	0	0.23	0	0	-0.22	0	-0.15	0.14	0	0	15025.8	0
360	62	24	1995	0	0	0.07	0	0	-0.04	0	-0.16	0.14	0	0	15025.9	0
360	63	24	1995	0	0	0.06	0	0	-0.05	0	-0.15	0.14	0	0	15026	0
360	64	24	1995	3.81	0	0	0	0	3.76	0	-0.14	0.14	0.05	0	15026	0
360	65	24	1995	1.02	0	-0.17	0	0	-4.27	0	-0.09	0.13	5.41	0	15025.8	0
360	66	24	1995	0.76	0	-1.07	0	0	-30.02	0	-0.06	0.13	31.77	0	15024.7	0
360	67	24	1995	10.16	0	0.33	0	0	-13.48	0	0.12	0.13	23.06	0	15025.1	0
360	68	24	1995	1.78	0	1.33	0	0	1.76	0	-1.45	0.13	0	0	15026.4	0
360	69	24	1995	0	0	0.08	0	0	0.28	0	-0.5	0.13	0	0	15026.5	0
360	70	24	1995	0	0	0.26	0	0	-0.06	0	-0.34	0.13	0	0	15026.7	0
360	71	24	1995	0	0	0.26	0	0	-1.99	0	1.23	0.13	0.36	0	15027	0
360	72	24	1995	0	0	1.18	0	0	0	0	-1.32	0.13	0	0	15028.2	0
360	73	24	1995	0	0	1.44	0	0	0	0	-1.57	0.13	0	0	15029.6	0
360	74	24	1995	0	0	1.94	0	0	0	0	-2.07	0.13	0	0	15031.5	0
360	75	24	1995	1.27	0	1.35	0	0	0	0	-0.21	0.13	0	0	15032.9	0
360	76	24	1995	3.81	0	1.83	0	0	0	0	1.84	0.13	0	0	15034.7	0
360	77	24	1995	0	0	1.79	0	0	0	0	-1.93	0.13	0	0	15036.5	0
360	78	24	1995	0	0	2.43	0	0	0	0	-2.56	0.13	0	0	15039	0
360	79	24	1995	0	0	4.57	0	0	0	0	-4.7	0.13	0	0	15043.5	0
360	80	24	1995	4.83	0	2.48	0	0	0	0	2.21	0.13	0	0	15046	0
360	81	24	1995	1.02	0	2.6	0	0	0	0	-1.72	0.13	0	0	15048.6	0
360	82	24	1995	0	0	1.67	0	0	0	0	-1.8	0.13	0	0	15050.3	0
360	83	24	1995	0	0	3.94	0	0	0	0	-4.07	0.13	0	0	15054.2	0
360	84	24	1995	0	0	4.57	0	0	0	0	-4.7	0.13	0	0	15058.8	0
360	85	24	1995	0	0	3.72	0	0	0	0	-3.85	0.13	0	0	15062.5	0
360	86	24	1995	0	0	3.58	0	0	0	0	-3.71	0.13	0	0	15066.1	0
360	87	24	1995	0	0	3.62	0	0	0	0	-3.75	0.13	0	0	15069.7	0
360	88	24	1995	0.25	0	3.97	0	0	0	0	-3.85	0.13	0	0	15073.7	0
360	89	24	1995	4.57	0	1.65	0	0	0	0	2.79	0.13	0	0	15075.3	0
360	90	24	1995	0	0	2.37	0	0	0	0	-2.5	0.13	0	0	15077.7	0
360	91	24	1995	0	0	4.34	0	0	0	0	-4.47	0.13	0	0	15082.1	0
360	92	24	1995	0	0	3.14	0.02	0	0	0	-3.27	0.13	0	0	15085.2	0.01
360	93	24	1995	8.64	0	3.43	0.03	0	0	0	5.06	0.13	0	0	15088.6	0.02
360	94	24	1995	2.79	0	2.44	0.03	0	0	0	0.22	0.13	0	0	15091.1	0.01
360	95	24	1995	0.76	0	2.52	0	0	0	0	-2.37	0.13	0	0.48	15093.6	0
360	96	24	1995	0.25	0	1.06	0	0	0	0	-0.46	0.13	0	0	15094.6	0
360	97	24	1995	0	0	2.87	0	0	0	0	-3	0.13	0	0	15097.5	0
360	98	24	1995	0	0	1	0.04	0	0	0	-1.13	0.13	0	0	15098.5	0
360	99	24	1995	6.1	0	0.06	0	0	2.57	0	3.34	0.13	0	0	15098.6	0
360	100	24	1995	0	0	1.4	0.16	0	-2.57	0	1.04	0.13	0	0	15100	0
360	101	24	1995	0	0	4.2	0.41	0	0	0	-4.34	0.13	0	0	15104.2	0.01
360	102	24	1995	14.48	0	1.38	0.14	0	0	0	12.97	0.13	0	0	15105.6	0
360	103	24	1995	0.51	0	2.63	0.23	0	0	0	-2.24	0.13	0	0	15108.2	-0.01
360	104	24	1995	0	0	2.25	0.24	0	0	0	-2.37	0.13	0	0	15110.4	-0.01
360	105	24	1995	0	0	3.9	0.27	0	0	0	-4.02	0.13	0	0	15114.3	-0.01
360	106	24	1995	0	0	4.06	0.42	0	0	0	-4.19	0.13	0	0	15118.4	-0.01
360	107	24	1995	0	0	3.04	0.57	0	0	0	-3.17	0.13	0	0	15121.4	0
360	108	24	1995	0	0	3.7	0.85	0	0	0	-3.81	0.13	0	0	15125.1	-0.01
360	109	24	1995	0.51	0	2.35	0.98	0	0	0	-1.97	0.13	0	0	15127.5	0
360	110	24	1995	0	0	1.65	1.02	0	0	0	-1.77	0.13	0	0	15129.1	-0.01
360	111	24	1995	1.78	0	2.18	0.86	0	0	0	-0.53	0.13	0	0	15131.3	0.01

Attachment D-1
Honeywell
Wastebeds 9-15 SWSR Pre-Design Investigation
SHAW Output Data

RUN	DAY	HR	YR	PRECIP	precip INTRCP	ET	TRANSP	CANOPY chg in storage	SNOW chg in storage	RESIDUE chg in storage	SOIL chg in storage	PERC	RUNOFF	PONDED	Etcum	ERROR
360	112	24	1995	0.25	0	1.66	1	0	0	0	-1.52	0.13	0	0	15133	-0.01
360	113	24	1995	0	0	1.37	0.94	0	0	0	-1.49	0.13	0	0	15134.3	-0.01
360	114	24	1995	0	0	1.68	1.33	0	0	0	-1.79	0.12	0	0	15136	-0.01
360	115	24	1995	0.51	0	2.23	1.66	0	0	0	-1.85	0.12	0	0	15138.2	0
360	116	24	1995	0	0	1.78	1.87	0	0	0	-1.9	0.12	0	0	15140	0
360	117	24	1995	7.87	0	4.18	1.39	0	0	0	3.57	0.12	0	0	15144.2	0
360	118	24	1995	3.3	0	3.88	0.82	0	0	0	-0.68	0.12	0	0	15148.1	-0.02
360	119	24	1995	0	0	2.54	0.93	0	0	0	-2.65	0.12	0	0	15150.6	-0.02
360	120	24	1995	0	0	2.73	0.96	0	0	0	-2.85	0.12	0	0	15153.4	0
360	121	24	1995	0	0	2.09	1.11	0	0	0	-2.2	0.12	0	0	15155.5	-0.02
360	122	24	1995	0	0	3.2	2.1	0	0	0	-3.32	0.12	0	0	15158.7	-0.01
360	123	24	1995	0	0	2.58	2.44	0	0	0	-2.69	0.12	0	0	15161.2	-0.02
360	124	24	1995	0	0	2.82	2.63	0	0	0	-2.92	0.12	0	0	15164.1	-0.02
360	125	24	1995	0	0	1.62	1.74	0	0	0	-1.74	0.12	0	0	15165.7	-0.01
360	126	24	1995	0	0	0.89	0.8	0	0	0	-1	0.12	0	0	15166.6	-0.02
360	127	24	1995	0	0	0.81	0.56	0	0	0	-0.92	0.12	0	0	15167.4	-0.01
360	128	24	1995	0	0	0.56	0.51	0	0	0	-0.67	0.12	0	0	15167.9	-0.01
360	129	24	1995	0	0	0.65	0.58	0	0	0	-0.77	0.12	0	0	15168.6	0
360	130	24	1995	9.65	0	2.34	0.71	0	0	0	7.19	0.12	0	0	15170.9	0
360	131	24	1995	7.87	0	2.11	0.25	0	0	0	5.65	0.12	0	0	15173	-0.01
360	132	24	1995	0	0	2.13	1.16	0	0	0	-2.23	0.12	0	0	15175.2	-0.02
360	133	24	1995	0	0	2.97	1.71	0	0	0	-3.08	0.12	0	0	15178.1	-0.01
360	134	24	1995	0	0	4.1	1.38	0	0	0	-4.17	0.12	0	0	15182.2	-0.06
360	135	24	1995	0	0	2.18	0.45	0	0	0	-2.27	0.12	0	0	15184.4	-0.03
360	136	24	1995	0	0	2.42	0.73	0	0	0	-2.53	0.12	0	0	15186.8	-0.02
360	137	24	1995	0	0	0.27	0.51	0	0	0	-0.39	0.12	0	0	15187.1	0
360	138	24	1995	0	0	0.59	0.42	0	0	0	-0.7	0.12	0	0	15187.7	-0.01
360	139	24	1995	0.25	0	0.88	0.52	0	0	0	-0.75	0.12	0	0	15188.6	0
360	140	24	1995	0	0	0.53	0.48	0	0	0	-0.64	0.12	0	0	15189.1	-0.01
360	141	24	1995	0.51	0	1.07	0.51	0	0	0	-0.69	0.12	0	0	15190.2	0
360	142	24	1995	0	0	0.37	0.43	0	0	0	-0.48	0.12	0	0	15190.5	-0.01
360	143	24	1995	0	0	0.65	0.5	0	0	0	-0.76	0.12	0	0	15191.2	-0.01
360	144	24	1995	10.92	0	3.13	1.25	0	0	0	7.68	0.12	0	0	15194.3	-0.01
360	145	24	1995	0.25	0	3.99	1.96	0	0	0	-3.83	0.12	0	0	15198.3	-0.02
360	146	24	1995	0	0	3.17	0.45	0	0	0	-3.26	0.12	0	0	15201.5	-0.03
360	147	24	1995	0	0	2.01	0.47	0	0	0	-2.1	0.12	0	0	15203.5	-0.02
360	148	24	1995	11.43	0	3.22	1.07	0	0	0	8.12	0.12	0	0	15206.7	-0.02
360	149	24	1995	1.78	0	5.86	2.9	0	0	0	-4.2	0.12	0	0	15212.6	0
360	150	24	1995	0.51	0	2.53	0.39	0	0	0	-2.12	0.12	0	0	15215.1	-0.03
360	151	24	1995	0	0	2.8	0.52	0	0	0	-2.9	0.12	0	0	15217.9	-0.03
360	152	24	1995	0	0	0.94	0.56	0	0	0	-1.04	0.12	0	0	15218.8	-0.02
360	153	24	1995	19.05	0	4.24	1.55	0	0	0	14.69	0.12	0	0	15223.1	0
360	154	24	1995	0	0	5.73	3.54	0	0	0	-5.83	0.12	0	0	15228.8	-0.02
360	155	24	1995	0	0	5.21	2.27	0	0	0	-5.3	0.12	0	0	15234	-0.03
360	156	24	1995	0	0	3.4	0.95	0	0	0	-3.49	0.12	0	0	15237.4	-0.03
360	157	24	1995	0	0	1.43	0.7	0	0	0	-1.52	0.12	0	0	15238.8	-0.02
360	158	24	1995	0	0	0.53	0.59	0	0	0	-0.65	0.12	0	0	15239.4	-0.01
360	159	24	1995	0.25	0	0.4	0.35	0	0	0	-0.26	0.12	0	0	15239.8	-0.01
360	160	24	1995	0	0	1.19	0.49	0	0	0	-1.28	0.12	0	0	15241	-0.03
360	161	24	1995	0	0	-0.05	0.43	0	0	0	-0.05	0.12	0	0	15240.9	-0.02
360	162	24	1995	1.02	0	1.49	0.45	0	0	0	-0.58	0.12	0	0	15242.4	-0.01
360	163	24	1995	1.27	0	1.42	0.31	0	0	0	-0.26	0.12	0	0	15243.8	-0.01
360	164	24	1995	0	0	1.1	0.42	0	0	0	-1.18	0.12	0	0	15244.9	-0.03
360	165	24	1995	0	0	0.37	0.42	0	0	0	-0.48	0.12	0	0	15245.3	-0.01
360	166	24	1995	0	0	0.61	0.41	0	0	0	-0.71	0.12	0	0	15245.9	-0.02
360	167	24	1995	0	0	0.48	0.38	0	0	0	-0.59	0.12	0	0	15246.4	-0.01
360	168	24	1995	0	0	0.34	0.34	0	0	0	-0.44	0.12	0	0	15246.7	-0.02
360	169	24	1995	0	0	0.14	0.29	0	0	0	-0.26	0.12	0	0	15246.9	0
360	170	24	1995	0	0	0.2	0.25	0	0	0	-0.32	0.12	0	0	15247.1	0
360	171	24	1995	0	0	0.3	0.17	0	0	0	-0.39	0.12	0	0	15247.4	-0.03
360	172	24	1995	0	0	0.56	0.18	0	0	0	-0.67	0.12	0	0	15247.9	-0.01
360	173	24	1995	0	0	-0.04	0.1	0	0	0	-0.08	0.12	0	0	15247.9	0
360	174	24	1995	0	0	-0.03	0.08	0	0	0	-0.09	0.12	0	0	15247.9	0
360	175	24	1995	0	0	0.14	0.07	0	0	0	-0.25	0.12	0	0	15248	-0.01
360	176	24	1995	0	0	0.03	0.06	0	0	0	-0.16	0.12	0	0	15248	0
360	177	24	1995	0.25	0	0.3	0.06	0	0	0	-0.16	0.12	0	0	15248.3	-0.01
360	178	24	1995	0	0	-0.01	0.03	0	0	0	-0.08	0.12	0	0	15248.3	-0.03
360	179	24	1995	0	0	0.19	0.03	0	0	0	-0.29	0.12	0	0	15248.5	-0.03
360	180	24	1995	0	0	0.1	0.03	0	0	0	-0.21	0.12	0	0	15248.6	-0.01
360	181	24	1995	3.56	0	3	0.02	0	0	0	0.45	0.12	0	0	15251.6	-0.01
360	182	24	1995	21.59	0	4.82	1.28	0	0	0	16.71	0.12	0	0	15256.5	-0.06
360	183	24	1995	0	0	6.57	4.26	0	0	0	-6.64	0.12	0	0	15263	-0.05
360	184	24	1995	0	0	5.15	3.36	0	0	0	-5.25	0.12	0	0	15268.2	-0.02
360	185	24	1995	0	0	1.92	0.63	0	0	0	-2	0.12	0	0	15270.1	-0.04
360	186	24	1995	0	0	1.39	0.36	0	0	0	-1.51	0.12	0	0	15271.5	0
360	187	24	1995	3.56	0	3.73	0.17	0	0	0	-0.25	0.12	0	0	15275.2	-0.04
360	188	24	1995	0	0	1	0.15	0	0	0	-1.07	0.12	0	0	15276.2	-0.05
360	189	24	1995	0.25	0	0.28	0.04	0	0	0	-0.11	0.12	0	0	15276.5	-0.04
360	190	24	1995	0	0	0.37	0.07	0	0	0	-0.46	0.12	0	0	15276.9	-0.03
360	191	24	1995	0.76	0	1.12	0.09	0	0	0	-0.46	0.12	0	0	15278	-0.01
360	192	24	1995	0	0	0.06	0.07	0	0	0	-0.18	0.12	0	0	15278.1	-0.01
360	193	24	1995	0	0	0.35	0.08	0	0	0	-0.44	0.12	0	0	15278.4	-0.03
360	194	24	1995	3.05	0	2.7	0.05	0	0	0	0.26	0.12	0	0	15281.1	-0.03
360	195	24	1995	0	0	-0.01	0.05	0	0	0	-0.1	0.12	0	0	15281.1	-0.02
360	196	24	1995	1.78	0	1.86	0.04	0	0	0	-0.15	0.12	0	0	15283	-0.05
360	197	24	1995	0.25	0	0.52	0.04	0	0	0	-0.33	0.12	0	0	15283.5	-0.05
360	198	24	1995	11.43	0	4.99	1.46	0	0	0	6.36	0.12	0	0	15288.5	-0.04
360	199	24	1995	0	0	3.76	2.23	0	0	0	-3.82	0.12	0	0	15292.2	-0.06
360	200	24	1995	0	0	1.46	0.02	0	0	0	-1.51	0.12	0	0	15293.7	-0.06
360	201	24	1995	1.27	0	1.64	0.02	0	0	0	-0.45	0.12	0	0	15295.3	-0.04
360	202	24	1995	0.25	0	0.68	0.02	0	0	0	-0.51	0.12	0	0	15296	-0.04
360	203	24	1995	0	0	0.41	0.02	0	0	0	-0.48	0.12	0	0	15296.4	-0.04
360	204	24	1995	0.25	0	0.2	0.02	0	0	0	-0.05	0.12	0	0	15296.6	-0.01
360	205	24	1995	1.78	0	1.75	0.01	0	0	0	-0.07	0.12	0	0	15298.4	-0.02
360	206	24	1995	0.51	0	0.7	0.02	0	0	0	-0.26	0.11	0	0	15299.1	-0.05
360	207	24	1995	3.56	0	2.9	0.01	0	0	0	0.55	0.11	0	0	15302	-0.01
360	208	24	1995	0	0	0.45	0.01	0	0	0	-0.54	0.11	0	0	15302.4	-0.02
360	209	24	1995	0	0	0.41	0.02	0	0	0	-0.46	0.11	0	0	15302.8	-0.06
360	210	24	1995	0	0	0.23	0.02	0	0	0	-0.31	0.11	0	0	15303.1	-0.04
360	211	24	1995	0	0	0.42	0.02	0	0	0	-0.48	0.11	0	0	15303.5	-0.05
360	212	24	1995	0	0	0.31	0.03	0	0	0	-0.39	0.11	0	0	15303.8	-0.03
360	213	24	1995	0	0	-0.15	0.02	0	0	0	0.04	0.11	0	0	15303.7	0
360	214	24	1995	0	0	-0.2	0.01	0	0	0	0.09	0.11	0	0	15303.5	0

Attachment D-1
Honeywell
Wastebeds 9-15 SWSR Pre-Design Investigation
SHAW Output Data

RUN	DAY	HR	YR	PRECIP	precip INTRCP	ET	TRANSP	CANOPY chg in storage	SNOW chg in storage	RESIDUE chg in storage	SOIL chg in storage	PERC	RUNOFF	PONDED	Etcum	ERROR
360	215	24	1995	10.16	0	5.75	2.15	0	0	0	4.32	0.11	0	0	15309.2	-0.03
360	216	24	1995	0.76	0	2.68	0.73	0	0	0	-1.99	0.11	0	0	15311.9	-0.04
360	217	24	1995	8.64	0.73	2.61	0	0	0	0	5.21	0.11	0	0	15314.5	-0.03
360	218	24	1995	0	0	4.1	2.43	0	0	0	-3.43	0.11	0	0	15318.6	-0.05
360	219	24	1995	0	0	2.28	0.65	0	0	0	-2.34	0.11	0	0	15320.9	-0.06
360	220	24	1995	0	0	1.56	0.01	0	0	0	-1.62	0.11	0	0	15322.5	-0.05
360	221	24	1995	0	0	0.98	0.01	0	0	0	-1.06	0.11	0	0	15323.4	-0.04
360	222	24	1995	0	0	-0.16	0.01	0	0	0	0.07	0.11	0	0	15323.3	-0.02
360	223	24	1995	6.86	0	3.95	0.43	0	0	0	2.79	0.11	0	0	15327.2	0
360	224	24	1995	6.6	0	4.47	1.01	0	0	0	2.03	0.11	0	0	15331.7	-0.02
360	225	24	1995	0	0	2.69	1.09	0	0	0	-2.75	0.11	0	0	15334.4	-0.06
360	226	24	1995	0	0	0.86	0.01	0	0	0	-0.97	0.11	0	0	15335.3	-0.01
360	227	24	1995	42.67	0	5.18	2.04	0	0	0	37.42	0.11	0	0	15340.4	-0.05
360	228	24	1995	0	0	5.47	4.01	0	0	0	-5.49	0.11	0	0	15345.9	-0.09
360	229	24	1995	0	0	5.48	4.31	0	0	0	-5.54	0.11	0	0	15351.4	-0.05
360	230	24	1995	0	0	5.71	4.28	0	0	0	-5.77	0.11	0	0	15357.1	-0.05
360	231	24	1995	0	0	5.81	4.22	0	0	0	-5.86	0.11	0	0	15362.9	-0.06
360	232	24	1995	0	0	5.17	3.97	0	0	0	-5.23	0.11	0	0	15368.1	-0.05
360	233	24	1995	0	0	5.28	3.52	0	0	0	-5.33	0.11	0	0	15373.4	-0.06
360	234	24	1995	0	0	2.74	0.81	0	0	0	-2.81	0.11	0	0	15376.1	-0.04
360	235	24	1995	0	0	1.34	0.43	0	0	0	-1.43	0.11	0	0	15377.4	-0.02
360	236	24	1995	0	0	0.39	0.19	0	0	0	-0.48	0.11	0	0	15377.8	-0.02
360	237	24	1995	0	0	0.63	0.18	0	0	0	-0.71	0.11	0	0	15378.5	-0.03
360	238	24	1995	0	0	-0.06	0.12	0	0	0	-0.04	0.11	0	0	15378.4	-0.01
360	239	24	1995	0.25	0	-0.03	0.05	0	0	0	0.19	0.11	0	0	15378.4	-0.02
360	240	24	1995	0	0	0.42	0.08	0	0	0	-0.49	0.11	0	0	15378.8	-0.04
360	241	24	1995	0	0	0.14	0.08	0	0	0	-0.25	0.11	0	0	15378.9	-0.01
360	242	24	1995	0	0	0.48	0.07	0	0	0	-0.56	0.11	0	0	15379.4	-0.03
360	243	24	1995	12.95	0	4.72	2.02	0	0	0	8.15	0.11	0	0	15384.1	-0.03
360	244	24	1995	3.56	0	4.69	1.33	0	0	0	-1.21	0.11	0	0	15388.8	-0.03
360	245	24	1995	0	0	3.26	1.91	0	0	0	-3.33	0.11	0	0	15392.1	-0.04
360	246	24	1995	0	0	0.8	0.12	0	0	0	-0.88	0.11	0	0	15392.9	-0.03
360	247	24	1995	0	0	1.08	0.05	0	0	0	-1.18	0.11	0	0	15394	-0.01
360	248	24	1995	0.25	0	1.3	0.05	0	0	0	-1.13	0.11	0	0	15395.3	-0.03
360	249	24	1995	0	0	0.69	0.05	0	0	0	-0.78	0.11	0	0	15396	-0.02
360	250	24	1995	3.05	0	2.59	0.03	0	0	0	0.38	0.11	0	0	15398.5	-0.04
360	251	24	1995	0.76	0	0.8	0.01	0	0	0	-0.13	0.11	0	0	15399.3	-0.02
360	252	24	1995	14.99	0.65	1.58	0	0	0	0	12.65	0.11	0	0	15400.9	0
360	253	24	1995	0	0	3.87	1.74	0	0	0	-3.31	0.11	0	0	15404.8	-0.02
360	254	24	1995	0	0	3.71	2.63	0	0	0	-3.8	0.11	0	0	15408.5	-0.02
360	255	24	1995	0	0	2.54	1.54	0	0	0	-2.62	0.11	0	0	15411	-0.03
360	256	24	1995	21.59	0	4.01	1.33	0	0	0	17.47	0.11	0	0	15415.1	0
360	257	24	1995	1.52	0	2.8	1	0	0	0	-1.31	0.11	0	0	15417.9	-0.08
360	258	24	1995	0	0	3.63	2.05	0	0	0	-3.69	0.11	0	0	15421.5	-0.04
360	259	24	1995	0	0	3.33	2.33	0	0	0	-3.37	0.11	0	0	15424.8	-0.08
360	260	24	1995	2.54	0	2.11	0.35	0	0	0	0.34	0.11	0	0	15426.9	-0.03
360	261	24	1995	0	0	3.55	1.92	0	0	0	-3.63	0.11	0	0	15430.5	-0.03
360	262	24	1995	0	0	2.83	1.8	0	0	0	-2.91	0.11	0	0	15433.3	-0.03
360	263	24	1995	1.52	0	1.93	0.63	0	0	0	-0.51	0.11	0	0	15435.3	0
360	264	24	1995	0	0	0.87	0.44	0	0	0	-0.94	0.11	0	0	15436.1	-0.03
360	265	24	1995	11.18	0	2.57	0.42	0	0	0	8.58	0.11	0	0	15438.7	-0.08
360	266	24	1995	0.25	0	2.73	1.27	0	0	0	-2.55	0.11	0	0	15441.4	-0.04
360	267	24	1995	0	0	2.47	1.43	0	0	0	-2.56	0.11	0	0	15443.9	-0.02
360	268	24	1995	0	0	1.39	0.86	0	0	0	-1.47	0.11	0	0	15445.3	-0.04
360	269	24	1995	3.05	0	2.82	0.73	0	0	0	0.15	0.11	0	0	15448.1	-0.03
360	270	24	1995	0	0	2.58	1.3	0	0	0	-2.64	0.11	0	0	15450.7	-0.05
360	271	24	1995	0	0	2.14	0.56	0	0	0	-2.21	0.11	0	0	15452.8	-0.03
360	272	24	1995	0	0	1.87	0.42	0	0	0	-1.94	0.11	0	0	15454.7	-0.04
360	273	24	1995	0	0	0.95	0.26	0	0	0	-1.03	0.11	0	0	15455.6	-0.03
360	274	24	1995	0	0	0.34	0.2	0	0	0	-0.41	0.11	0	0	15456	-0.03
360	275	24	1995	0	0	0.12	0.15	0	0	0	-0.2	0.11	0	0	15456.1	-0.03
360	276	24	1995	0.76	0	0.51	0.05	0	0	0	0.17	0.11	0	0	15456.6	-0.02
360	277	24	1995	7.11	0.55	0.57	0.01	0	0	0	5.89	0.11	0	0	15457.2	0
360	278	24	1995	26.42	0.04	1.78	0	0	0	0	25.05	0.11	0	0	15459	-0.01
360	279	24	1995	9.65	0	2.26	0.53	0	0	0	7.35	0.11	0	0	15461.2	-0.02
360	280	24	1995	5.33	0	1.95	0.28	0	0	0	3.32	0.11	0	0	15463.2	-0.05
360	281	24	1995	0	0	2.25	0.67	0	0	0	-2.3	0.11	0	0	15465.4	-0.05
360	282	24	1995	0	0	1.36	0.54	0	0	0	-1.43	0.11	0	0	15466.8	-0.04
360	283	24	1995	0	0	2.21	1.06	0	0	0	-2.28	0.11	0	0	15469	-0.03
360	284	24	1995	0	0	2.01	0.92	0	0	0	-2.09	0.11	0	0	15471	-0.04
360	285	24	1995	0	0	2.44	1.15	0	0	0	-2.49	0.11	0	0	15473.4	-0.06
360	286	24	1995	0	0	2.51	1.21	0	0	0	-2.57	0.11	0	0	15476	-0.05
360	287	24	1995	35.05	0	1.58	0.1	0	0	0	33.42	0.11	0	0	15477.5	-0.05
360	288	24	1995	0	0	3.69	0.61	0	0	0	-3.72	0.11	0	0	15481.2	-0.07
360	289	24	1995	0.51	0	3.39	0.44	0	0	0	-2.92	0.11	0	0	15484.6	-0.07
360	290	24	1995	0	0	2.13	0.5	0	0	0	-2.19	0.11	0	0	15486.7	-0.04
360	291	24	1995	0	0	2.45	0.9	0	0	0	-2.53	0.11	0	0	15489.2	-0.02
360	292	24	1995	0	0	1.62	0.55	0	0	0	-1.7	0.11	0	0	15490.8	-0.02
360	293	24	1995	0	0	2.72	0.56	0	0	0	-2.8	0.11	0	0	15493.5	-0.03
360	294	24	1995	75.69	0	1.4	0.08	0	0	0	74.23	0.1	0	0	15494.9	-0.04
360	295	24	1995	0	0	2.57	0.3	0	0	0	-2.62	0.1	0	0	15497.5	-0.06
360	296	24	1995	0	0	2.09	0.5	0	0	0	-2.17	0.1	0	0	15499.6	-0.02
360	297	24	1995	0.51	0	3.1	0.38	0	0	0	-2.68	0.1	0	0	15502.7	-0.01
360	298	24	1995	0	0	2.29	0.12	0	0	0	-2.36	0.1	0	0	15505	-0.03
360	299	24	1995	0	0	1.88	0.18	0	0	0	-1.96	0.1	0	0	15506.8	-0.02
360	300	24	1995	0	0	2.53	0.13	0	0	0	-2.64	0.1	0	0	15509.4	0
360	301	24	1995	0.76	0	2.27	0.07	0	0	0	-1.61	0.1	0	0	15511.7	0
360	302	24	1995	4.57	0	2.77	0.01	0	0	0	1.7	0.1	0	0	15514.4	-0.01
360	303	24	1995	0	0	1.48	0.01	0	0	0	-1.58	0.1	0	0	15515.9	0
360	304	24	1995	0.51	0	0.71	0	0	0	0	-0.31	0.1	0	0	15516.6	0.01
360	305	24	1995	0.25	0	0.48	0	0	0	0	-0.33	0.1	0	0	15517.1	0
360	306	24	1995	4.06	0	0.84	0	0	0	0	3.12	0.1	0	0	15517.9	0
360	307	24	1995	12.19	0	1.99	0	0	0	0	10.1	0.1	0	0	15519.9	0
360	308	24	1995	2.54	0	3.91	0	0	0	0	-1.47	0.1	0	0	15523.8	0
360	309	24	1995	0	0	3.36	0	0	0	0	-3.47	0.1	0	0	15527.2	0.01
360	310	24	1995	0	0	1.64	0	0	0	0	-1.74	0.1	0	0	15528.8	0
360	311	24	1995	8.64	0	1.5	0	0	0	0	7.04	0.1	0	0	15530.3	0
360	312	24	1995	18.8	0	1.3	0	0	0	0	17.4	0.1	0	0	15531.6	0
360	313	24	1995	8.89	0	1.04	0	0	8.89	0	-1.14	0.1	0	0	15532.7	0
360	314	24	1995	0.51	0	0.16	0	0	-2.09	0	-0.17	0.1	2.51	0	15532.8	0
360	315	24	1995	11.68	0	1.15	0	0	-6.79	0	-1.64	0.1	18.89	0	15534	-0.02
360	316	24	1995	6.35	0	1.52	0	0	5.91	0	-1.19	0.1	0	0	15535.5	0
360	317	24	1995	6.35	0	0.1	0	0	6.35	0	-0.19	0.1	0	0	15535.6	0

Attachment D-1
Honeywell
Wastebeds 9-15 SWSR Pre-Design Investigation
SHAW Output Data

RUN	DAY	HR	YR	PRECIP	precip INTRCP	ET	TRANSP	CANOPY chg in storage	SNOW chg in storage	RESIDUE chg in storage	SOIL chg in storage	PERC	RUNOFF	PONDED	Etcum	ERROR
360	318	24	1995	24.13	0	0.08	0	0	-2.01	0	25.96	0.1	0	0	15535.7	0
360	319	24	1995	12.45	0	0.21	0	0	-3.61	0	15.75	0.1	0	0	15535.9	0
360	320	24	1995	0	0	0.56	0	0	-0.4	0	-0.27	0.1	0	0	15536.5	0
360	321	24	1995	0	0	0.1	0	0	-0.86	0	0.66	0.1	0	0	15536.6	0
360	322	24	1995	3.81	0	0.09	0	0	2.96	0	0.66	0.1	0	0	15536.6	0
360	323	24	1995	0.51	0	0.02	0	0	-1.93	0	2.32	0.1	0	0	15536.7	0
360	324	24	1995	0	0	0.09	0	0	-2.52	0	2.34	0.1	0	0	15536.7	0
360	325	24	1995	0	0	0.53	0	0	-3.9	0	3.27	0.1	0	0	15537.3	0
360	326	24	1995	0	0	2.44	0	0	0	0	-2.54	0.1	0	0	15539.7	0
360	327	24	1995	0.51	0	2.35	0	0	0	0	-2.44	0.1	0.51	0	15542.1	-0.01
360	328	24	1995	0	0	1.28	0	0	0	0	-1.38	0.1	0	0	15543.3	0
360	329	24	1995	0	0	1.1	0	0	0	0	-1.2	0.1	0	0	15544.4	0
360	330	24	1995	1.02	0	0.1	0	0	0	0	-0.19	0.1	1.02	0	15544.5	0
360	331	24	1995	0	0	0.02	0	0	0	0	-0.11	0.1	0	0	15544.6	0
360	332	24	1995	0	0	1.45	0	0	0	0	-1.54	0.1	0	0	15546	0
360	333	24	1995	0	0	1.73	0	0	0	0	-1.83	0.1	0	0	15547.7	0
360	334	24	1995	0	0	0.76	0	0	0	0	-0.86	0.1	0	0	15548.5	0
360	335	24	1995	6.6	0	0.32	0	0	0	0	-0.41	0.1	6.6	0	15548.8	0
360	336	24	1995	0	0	2.62	0	0	0	0	-2.72	0.1	0	0	15551.4	0
360	337	24	1995	3.81	0	0.5	0	0	0	0	3.11	0.1	0.1	0	15551.9	0
360	338	24	1995	0.51	0	1.36	0	0	0	0	-0.95	0.1	0	0	15553.3	0
360	339	24	1995	1.52	0	0.71	0	0	1.47	0	-0.76	0.1	0	0	15554	0
360	340	24	1995	0	0	0.91	0	0	-0.66	0	-0.35	0.1	0	0	15554.9	0
360	341	24	1995	0	0	2.5	0	0	-0.81	0	-2.22	0.1	0	0.43	15557.4	0
360	342	24	1995	1.78	0	0.18	0	0	2.38	0	-0.45	0.1	0	0	15557.6	0
360	343	24	1995	1.52	0	0.28	0	0	1.42	0	-0.27	0.1	0	0	15557.9	0
360	344	24	1995	0	0	0.35	0	0	-0.08	0	-0.36	0.1	0	0	15558.2	0
360	345	24	1995	3.3	0	0.43	0	0	3.06	0	-0.28	0.1	0	0	15558.7	0
360	346	24	1995	0.51	0	0.33	0	0	0.31	0	-0.24	0.1	0	0	15559	0
360	347	24	1995	0	0	-0.06	0	0	0.28	0	-0.31	0.1	0	0	15558.9	0
360	348	24	1995	9.65	0	0.14	0	0	9.61	0	-0.19	0.1	0	0	15559.1	0
360	349	24	1995	0.51	0	-0.03	0	0	0.45	0	0	0.1	0	0	15559	0
360	350	24	1995	1.02	0	-0.01	0	0	0.28	0	0.65	0.1	0	0	15559	0
360	351	24	1995	0	0	0.12	0	0	-0.06	0	-0.15	0.09	0	0	15559.1	0
360	352	24	1995	0	0	-0.02	0	0	0.2	0	-0.27	0.09	0	0	15559.1	0
360	353	24	1995	7.37	0	-0.04	0	0	7.53	0	-0.23	0.09	0	0	15559.1	0
360	354	24	1995	3.81	0	0	0	0	3.86	0	-0.15	0.09	0	0	15559.1	0
360	355	24	1995	1.52	0	0.05	0	0	1.51	0	-0.13	0.09	0	0	15559.1	0
360	356	24	1995	0.76	0	-0.16	0	0	0.96	0	-0.12	0.09	0	0	15559	0
360	357	24	1995	1.02	0	-0.01	0	0	1.06	0	-0.13	0.09	0	0	15559	0
360	358	24	1995	2.03	0	0.03	0	0	2.04	0	-0.14	0.09	0	0	15559	0
360	359	24	1995	1.02	0	-0.03	0	0	1.09	0	-0.13	0.09	0	0	15559	0
360	360	24	1995	2.54	0	0.08	0	0	2.51	0	-0.14	0.09	0	0	15559	0
360	361	24	1995	0.51	0	0.04	0	0	0.52	0	-0.15	0.09	0	0	15559.1	0
360	362	24	1995	0.76	0	0.05	0	0	0.77	0	-0.14	0.09	0	0	15559.1	0
360	363	24	1995	0	0	0.26	0	0	-0.22	0	-0.13	0.09	0	0	15559.4	0
360	364	24	1995	0	0	0.04	0	0	0.01	0	-0.15	0.09	0	0	15559.4	0
360	365	24	1995	0	0	0.04	0	0	-0.02	0	-0.11	0.09	0	0	15559.5	0
360	1	24	1996	2.29	0	0.01	0	0	2.31	0	-0.13	0.09	0	0	15559.5	0
360	2	24	1996	1.27	0	0.06	0	0	1.27	0	-0.16	0.09	0	0	15559.5	0
360	3	24	1996	16.76	0	-0.05	0	0	16.9	0	-0.17	0.09	0	0	15559.5	0
360	4	24	1996	0	0	-0.05	0	0	0.09	0	-0.13	0.09	0	0	15559.4	0
360	5	24	1996	1.27	0	0.01	0	0	1.3	0	-0.13	0.09	0	0	15559.4	0
360	6	24	1996	0	0	-0.01	0	0	0.06	0	-0.13	0.09	0	0	15559.4	0
360	7	24	1996	0	0	-0.03	0	0	0.08	0	-0.14	0.09	0	0	15559.4	0
360	8	24	1996	0	0	-0.03	0	0	0.08	0	-0.14	0.09	0	0	15559.4	0
360	9	24	1996	3.3	0	0.11	0	0	3.23	0	-0.13	0.09	0	0	15559.5	0
360	10	24	1996	3.05	0	-0.03	0	0	3.11	0	-0.13	0.09	0	0	15559.4	0
360	11	24	1996	0	0	-0.03	0	0	0.07	0	-0.14	0.09	0	0	15559.4	0
360	12	24	1996	0.25	0	0.05	0	0	0.25	0	-0.14	0.09	0	0	15559.5	0
360	13	24	1996	0.25	0	0.17	0	0	0.11	0	-0.12	0.09	0	0	15559.6	0
360	14	24	1996	0	0	-0.11	0	0	0.12	0	-0.11	0.09	0	0	15559.5	0
360	15	24	1996	0.25	0	0.14	0	0	0.16	0	-0.14	0.09	0	0	15559.7	0
360	16	24	1996	0	0	0.29	0	0	-0.23	0	-0.16	0.09	0	0	15560	0
360	17	24	1996	1.78	0	-0.39	0	0	-7.06	0	7.77	0.09	1.37	0	15559.6	0
360	18	24	1996	0	0	-1.4	0	0	-34.72	0	-0.09	0.1	36.11	0	15558.2	0
360	19	24	1996	29.21	0	-0.33	0	0	-26.59	0	-0.03	0.09	56.07	0	15557.8	0
360	20	24	1996	0	0	3.12	0	0	0	0	-3.22	0.09	0	0	15561	0
360	21	24	1996	0.51	0	0.75	0	0	0	0	-0.83	0.09	0	0.5	15561.7	0
360	22	24	1996	0	0	1	0	0	0	0	-0.6	0.09	0	0	15562.7	0
360	23	24	1996	2.03	0	0.26	0	0	0	0	1.68	0.09	0	0	15563	0
360	24	24	1996	12.45	0	0.47	0	0	0	0	0.35	0.1	11.53	0	15563.4	0
360	25	24	1996	0.25	0	3.12	0	0	0	0	-3.21	0.1	0	0.25	15566.6	0
360	26	24	1996	2.54	0	0.37	0	0	2.66	0	-0.33	0.1	0	0	15566.9	0
360	27	24	1996	5.33	0	1.6	0	0	-2.66	0	2.61	0.1	3.7	0	15568.5	0
360	28	24	1996	1.27	0	1.35	0	0	1.23	0	-1.4	0.1	0	0	15569.9	0
360	29	24	1996	0.51	0	0.4	0	0	0.37	0	-0.35	0.1	0	0	15570.3	0
360	30	24	1996	0	0	0.48	0	0	-0.13	0	-0.44	0.1	0	0	15570.8	0
360	31	24	1996	0.51	0	0.3	0	0	0.56	0	-0.45	0.1	0	0	15571	0
360	32	24	1996	0	0	0.11	0	0	0.2	0	-0.4	0.1	0	0	15571.2	0
360	33	24	1996	0	0	0.51	0	0	-0.22	0	-0.38	0.1	0	0	15571.7	0
360	34	24	1996	0	0	0.17	0	0	0.12	0	-0.39	0.1	0	0	15571.8	0
360	35	24	1996	0	0	0.24	0	0	-0.03	0	-0.31	0.1	0	0	15572.1	0
360	36	24	1996	0	0	0.36	0	0	-0.16	0	-0.3	0.1	0	0	15572.4	0
360	37	24	1996	0.25	0	0.33	0	0	0.03	0	-0.2	0.1	0	0	15572.8	0
360	38	24	1996	0	0	0.23	0	0	-0.2	0	-0.13	0.1	0	0	15573	0
360	39	24	1996	5.59	0	0.05	0	0	-1.77	0	5.76	0.1	1.45	0	15573.1	0
360	40	24	1996	1.78	0	0.66	0	0	0	0	-0.14	0.1	1.16	0	15573.7	0
360	41	24	1996	0.51	0	1	0	0	0	0	-0.59	0.1	0	0	15574.7	0
360	42	24	1996	2.03	0	1.37	0	0	0	0	-0.33	0.1	0.9	0	15576.1	0
360	43	24	1996	1.27	0	0.98	0	0	1.15	0	-0.96	0.1	0	0	15577.1	0
360	44	24	1996	1.27	0	0.17	0	0	1.35	0	-0.34	0.1	0	0	15577.2	0
360	45	24	1996	0.51	0	-0.01	0	0	0.7	0	-0.28	0.1	0	0	15577.2	0
360	46	24	1996	0	0	-0.04	0	0	0.27	0	-0.33	0.1	0	0	15577.2	0
360	47	24	1996	0	0	0.02	0	0	0.15	0	-0.28	0.1	0	0	15577.2	0
360	48	24	1996	0	0	0.15	0	0	0.03	0	-0.28	0.1	0	0	15577.4	0
360	49	24	1996	1.52	0	0.27	0	0	1.38	0	-0.23	0.1	0	0	15577.6	0
360	50	24	1996	0	0	0.3	0	0	-0.24	0	-0.16	0.1	0	0	15577.9	0
360	51	24	1996	0.76	0	-0.65	0	0	-4.78	0	2.52	0.1	3.57	0	15577.3	0
360	52	24	1996	2.54	0	-0.12	0	0	0	0	1.41	0.1	1.15	0	15577.2	0
360	53	24	1996	0.76	0	0.22	0	0	0	0	0.05	0.1	0.39	0	15577.4	0
360	54	24	1996	0	0	0.15	0	0	0	0	-0.26	0.1	0	0	15577.5	0
360	55	24	1996	2.54	0	3.11	0	0	0	0	-0.67	0.11	0	0	15580.6	0

Attachment D-1
Honeywell
Wastebeds 9-15 SWSR Pre-Design Investigation
SHAW Output Data

RUN	DAY	HR	YR	PRECIP	precip INTRCP	ET	TRANSP	CANOPY chg in storage	SNOW chg in storage	RESIDUE chg in storage	SOIL chg in storage	PERC	RUNOFF	PONDED	Etcum	ERROR
360	56	24	1996	0	0	7.19	0	0	0	0	-7.3	0.11	0	0	15587.8	0
360	57	24	1996	0	0	2.49	0	0	0	0	-2.6	0.11	0	0	15590.3	-0.01
360	58	24	1996	2.54	0	0.62	0	0	1.66	0	-0.71	0.11	0.86	0	15590.9	0
360	59	24	1996	7.37	0	0.35	0	0	3.76	0	-0.35	0.11	3.5	0	15591.3	0
360	60	24	1996	0.51	0	0.62	0	0	0.19	0	-0.41	0.11	0	0	15591.9	0
360	61	24	1996	0	0	0.44	0	0	-0.2	0	-0.35	0.11	0	0	15592.4	0
360	62	24	1996	1.52	0	0.26	0	0	-1.74	0	-0.26	0.11	3.16	0	15592.6	0
360	63	24	1996	2.03	0	1.29	0	0	1.02	0	-0.39	0.11	0	0	15593.9	0
360	64	24	1996	0	0	0.93	0	0	-0.64	0	-0.4	0.11	0	0	15594.8	0
360	65	24	1996	13.72	0	0.07	0	0	13.72	0	-0.19	0.11	0	0	15594.9	0
360	66	24	1996	0.25	0	0.13	0	0	0.18	0	-0.17	0.11	0	0	15595	0
360	67	24	1996	6.35	0	0.09	0	0	6.36	0	-0.2	0.11	0	0	15595.1	0
360	68	24	1996	3.56	0	0.12	0	0	3.48	0	-0.16	0.11	0	0	15595.3	0
360	69	24	1996	2.54	0	0.13	0	0	2.45	0	-0.16	0.11	0	0	15595.4	0
360	70	24	1996	0	0	0.11	0	0	-0.09	0	-0.13	0.11	0	0	15595.5	0
360	71	24	1996	0	0	0.02	0	0	0.03	0	-0.16	0.11	0	0	15595.5	0
360	72	24	1996	0	0	0.02	0	0	0.04	0	-0.17	0.11	0	0	15595.5	0
360	73	24	1996	0	0	0.1	0	0	-0.33	0	-0.11	0.11	0.23	0	15595.6	0
360	74	24	1996	1.02	0	0.17	0	0	-7.13	0	0	0.11	7.87	0	15595.8	0
360	75	24	1996	0	0	-0.03	0	0	-5.31	0	0.1	0.12	5.12	0	15595.8	0
360	76	24	1996	0	0	0.67	0	0	-0.54	0	-0.24	0.12	0	0	15596.4	0
360	77	24	1996	0	0	0.14	0	0	-2.19	0	-0.13	0.12	2.05	0	15596.6	0
360	78	24	1996	0	0	0.07	0	0	-9.12	0	2	0.12	6.94	0	15596.6	0
360	79	24	1996	0	0	2.01	0	0	-5.61	0	2.93	0.12	0.55	0	15598.6	0
360	80	24	1996	3.3	0	1.57	0	0	0	0	1.62	0.12	0	0	15600.2	0
360	81	24	1996	4.06	0	0.35	0	0	2.33	0	1.27	0.12	0	0	15600.6	0
360	82	24	1996	0.76	0	0.78	0	0	0.39	0	-0.52	0.12	0	0	15601.3	0
360	83	24	1996	0.51	0	0.79	0	0	0.09	0	-0.49	0.12	0	0	15602.1	0
360	84	24	1996	0	0	0.35	0	0	-1.5	0	-0.4	0.12	1.44	0	15602.5	0
360	85	24	1996	4.57	0	2.14	0	0	-1.3	0	-1.86	0.12	5.47	0	15604.6	0
360	86	24	1996	0	0	4.79	0	0	0	0	-4.91	0.12	0	0	15609.4	0
360	87	24	1996	0	0	3.52	0	0	0	0	-3.64	0.12	0	0	15612.9	0
360	88	24	1996	0	0	2.65	0	0	0	0	-2.77	0.12	0	0	15615.6	0
360	89	24	1996	0	0	0.67	0	0	0	0	-0.8	0.12	0	0	15616.2	0
360	90	24	1996	0	0	2.94	0	0	0	0	-3.06	0.12	0	0	15619.2	0
360	91	24	1996	0	0	3.18	0	0	0	0	-3.3	0.12	0	0	15622.4	0
360	92	24	1996	4.06	0.01	1.29	0	0	0	0	2.63	0.12	0	0	15623.7	0.01
360	93	24	1996	0	0	3.61	0.02	0	0	0	-3.73	0.12	0	0	15627.3	0
360	94	24	1996	0	0	2.63	0.02	0	0	0	-2.76	0.12	0	0	15629.9	0
360	95	24	1996	0	0	2.24	0	0	0	0	-2.37	0.12	0	0	15632.1	0
360	96	24	1996	0	0	3.18	0.03	0	0	0	-3.3	0.12	0	0	15635.3	-0.01
360	97	24	1996	0	0	2.88	0.11	0	0	0	-3	0.13	0	0	15638.2	0
360	98	24	1996	8.89	0.07	0.73	0	0	0	0	7.96	0.13	0	0	15638.9	0
360	99	24	1996	0.25	0	1.89	0	0	0	0	-1.69	0.13	0	0	15640.8	0
360	100	24	1996	0	0	2.35	0.13	0	0	0	-2.48	0.13	0	0	15643.2	0
360	101	24	1996	0	0	2.29	0.11	0	0	0	-2.41	0.13	0	0	15645.5	-0.01
360	102	24	1996	0.51	0	3.38	0.35	0	0	0	-2.99	0.13	0	0	15648.8	0
360	103	24	1996	2.03	0	0.84	0.02	0	0	0	1.07	0.13	0	0	15649.7	0
360	104	24	1996	19.05	0	1.79	0.03	0	0	0	17.14	0.13	0	0	15651.5	-0.01
360	105	24	1996	4.32	0	1.33	0	0	0	0	2.86	0.13	0	0	15652.8	-0.01
360	106	24	1996	1.78	0	3.98	0.51	0	0	0	-2.32	0.13	0	0	15656.8	-0.01
360	107	24	1996	10.67	0	1.46	0.03	0	0	0	9.08	0.13	0	0	15658.2	-0.01
360	108	24	1996	2.03	0	2.95	0.17	0	0	0	-1.03	0.13	0	0	15661.2	-0.02
360	109	24	1996	0	0	4.05	0.86	0	0	0	-4.17	0.13	0	0	15665.3	-0.01
360	110	24	1996	0	0	2.52	1.01	0	0	0	-2.65	0.13	0	0	15667.8	0
360	111	24	1996	3.05	0	3.38	0.68	0	0	0	-0.46	0.13	0	0	15671.2	-0.01
360	112	24	1996	0	0	3.35	0.8	0	0	0	-3.44	0.13	0	0	15674.5	-0.04
360	113	24	1996	6.6	0	3.05	0.75	0	0	0	3.46	0.13	0	0	15677.5	-0.03
360	114	24	1996	10.41	0.07	1.48	0.01	0	0	0	8.75	0.13	0	0	15679	-0.01
360	115	24	1996	4.06	0	4.24	0.44	0	0	0	-0.2	0.13	0	0	15683.3	-0.04
360	116	24	1996	0	0	3.33	1.16	0	0	0	-3.45	0.13	0	0	15686.6	-0.02
360	117	24	1996	6.6	0	2.6	0.59	0	0	0	3.89	0.13	0	0	15689.2	-0.02
360	118	24	1996	0	0	3.82	0.71	0	0	0	-3.94	0.13	0	0	15693	-0.02
360	119	24	1996	0	0	3.74	1.14	0	0	0	-3.87	0.13	0	0	15696.8	0
360	120	24	1996	7.37	0	1.94	0.09	0	0	0	5.3	0.13	0	0	15698.7	-0.01
360	121	24	1996	17.02	0	2.18	0.64	0	0	0	14.71	0.13	0	0	15700.9	0
360	122	24	1996	0	0	4.69	1.64	0	0	0	-4.79	0.13	0	0	15705.6	-0.03
360	123	24	1996	0	0	4.25	1.61	0	0	0	-4.39	0.13	0	0	15709.8	0.01
360	124	24	1996	0.76	0	1.93	0.81	0	0	0	-1.29	0.13	0	0	15711.8	-0.02
360	125	24	1996	5.59	0.33	1.09	0.03	0	0	0	4.04	0.13	0	0	15712.8	0
360	126	24	1996	0	0	3.19	1.24	0	0	0	-2.99	0.13	0	0	15716	-0.01
360	127	24	1996	3.56	0	3.6	0.72	0	0	0	-0.15	0.14	0	0	15719.6	-0.02
360	128	24	1996	0	0	5	2.08	0	0	0	-5.12	0.14	0	0	15724.6	-0.02
360	129	24	1996	0	0	3.77	1.84	0	0	0	-3.88	0.14	0	0	15728.4	-0.02
360	130	24	1996	7.37	0	2.21	0.32	0	0	0	5.03	0.14	0	0	15730.6	-0.02
360	131	24	1996	13.46	0	3.16	1.32	0	0	0	10.2	0.14	0	0	15733.8	-0.03
360	132	24	1996	18.03	0	2.45	0.37	0	0	0	15.49	0.14	0	0	15736.2	-0.05
360	133	24	1996	10.67	0	3.21	0.32	0	0	0	7.36	0.14	0	0	15739.4	-0.03
360	134	24	1996	0	0	4.51	1.79	0	0	0	-4.6	0.14	0	0	15744	-0.04
360	135	24	1996	0	0	4.14	2.13	0	0	0	-4.28	0.14	0	0	15748.1	0
360	136	24	1996	0	0	5.32	2.84	0	0	0	-5.44	0.14	0	0	15753.4	-0.02
360	137	24	1996	0	0	1.84	1.03	0	0	0	-1.98	0.14	0	0	15755.2	0
360	138	24	1996	0	0	3.8	2.31	0	0	0	-3.92	0.14	0	0	15759.1	-0.02
360	139	24	1996	1.02	0	4.6	2.4	0	0	0	-3.71	0.14	0	0	15763.7	-0.01
360	140	24	1996	0	0	4.74	3.24	0	0	0	-4.83	0.14	0	0	15768.4	-0.05
360	141	24	1996	0	0	6.19	4.02	0	0	0	-6.28	0.14	0	0	15774.6	-0.05
360	142	24	1996	9.65	0	3.98	1.05	0	0	0	5.56	0.14	0	0	15778.6	-0.03
360	143	24	1996	0	0	5.91	3.24	0	0	0	-6.01	0.14	0	0	15784.5	-0.03
360	144	24	1996	6.6	0	4.35	1.46	0	0	0	2.13	0.14	0	0	15788.8	-0.01
360	145	24	1996	0	0	5.56	2.59	0	0	0	-5.67	0.14	0	0	15794.4	-0.03
360	146	24	1996	0	0	5.2	2.69	0	0	0	-5.32	0.14	0	0	15799.6	-0.02
360	147	24	1996	0	0	4.82	2.8	0	0	0	-4.95	0.14	0	0	15804.4	-0.01
360	148	24	1996	0	0	5.07	3.13	0	0	0	-5.18	0.14	0	0	15809.5	-0.03
360	149	24	1996	0	0	5	3.06	0	0	0	-5.14	0.14	0	0	15814.5	-0.01
360	150	24	1996	0	0	5.07	2.85	0	0	0	-5.19	0.14	0	0	15819.6	-0.03
360	151	24	1996	0	0	5.38	3.04	0	0	0	-5.51	0.14	0	0	15824.9	-0.02
360	152	24	1996	0	0	5.62	3.99	0	0	0	-5.75	0.14	0	0	15830.6	-0.01
360	153	24	1996	0	0	4.85	4.39	0	0	0	-4.98	0.14	0	0	15835.4	-0.01
360	154	24	1996	0	0	5.56	5.58	0	0	0	-5.69	0.14	0	0	15841	-0.01
360	155	24	1996	0	0	3.64	3.57	0	0	0	-3.77	0.14	0	0	15844.6	-0.02
360	156	24	1996	10.41	0	4.77	1.81	0	0	0	5.52	0.14	0	0	15849.4	-0.02
360	157	24	1996	0	0	4.31	1.59	0	0	0	-4.41	0.14	0	0	15853.7	-0.04
360	158	24	1996	2.29	0	4.09	0.81	0	0	0	-1.91	0.14	0	0	15857.8	-0.03

Attachment D-1
Honeywell
Wastebeds 9-15 SWSR Pre-Design Investigation
SHAW Output Data

RUN	DAY	HR	YR	PRECIP	precip INTRCP	ET	TRANSP	CANOPY chg in storage	SNOW chg in storage	RESIDUE chg in storage	SOIL chg in storage	PERC	RUNOFF	PONDED	Etcum	ERROR
360	159	24	1996	13.97	0	4.37	1.47	0	0	0	9.46	0.14	0	0	15862.2	-0.01
360	160	24	1996	0.51	0	3.52	2.39	0	0	0	-3.13	0.14	0	0	15865.7	-0.02
360	161	24	1996	10.16	0	4.04	1.36	0	0	0	6.01	0.14	0	0	15869.7	-0.03
360	162	24	1996	4.06	0	4.97	1.99	0	0	0	-1.03	0.14	0	0	15874.7	-0.03
360	163	24	1996	0.25	0	5.53	3.91	0	0	0	-5.37	0.14	0	0	15880.2	-0.05
360	164	24	1996	0	0	4.36	2.66	0	0	0	-4.46	0.14	0	0	15884.6	-0.04
360	165	24	1996	0.51	0	2.91	1.07	0	0	0	-2.5	0.14	0	0	15887.5	-0.04
360	166	24	1996	0	0	2.32	0.84	0	0	0	-2.41	0.14	0	0	15889.8	-0.05
360	167	24	1996	0	0	1.62	0.8	0	0	0	-1.72	0.14	0	0	15891.4	-0.04
360	168	24	1996	0	0	0.84	0.67	0	0	0	-0.94	0.15	0	0	15892.3	-0.04
360	169	24	1996	0	0	0.59	0.58	0	0	0	-0.71	0.15	0	0	15892.9	-0.03
360	170	24	1996	0	0	0.53	0.51	0	0	0	-0.64	0.15	0	0	15893.4	-0.03
360	171	24	1996	20.07	0	3.53	0.72	0	0	0	16.41	0.15	0	0	15896.9	-0.01
360	172	24	1996	0	0	4.21	3	0	0	0	-4.31	0.15	0	0	15901.1	-0.05
360	173	24	1996	0.25	0	4.85	3.37	0	0	0	-4.69	0.15	0	0	15906	-0.05
360	174	24	1996	0.51	0	3.85	2.32	0	0	0	-3.44	0.15	0	0	15909.8	-0.05
360	175	24	1996	0	0	2.08	0.9	0	0	0	-2.18	0.15	0	0	15911.9	-0.04
360	176	24	1996	1.78	0	2.89	0.56	0	0	0	-1.26	0.15	0	0	15914.8	-0.01
360	177	24	1996	0.76	0	2.08	0.46	0	0	0	-1.42	0.15	0	0	15916.9	-0.04
360	178	24	1996	0	0	1.75	0.61	0	0	0	-1.85	0.15	0	0	15918.6	-0.05
360	179	24	1996	8.38	0	4.62	1.38	0	0	0	3.64	0.15	0	0	15923.2	-0.03
360	180	24	1996	3.05	0	4.29	0.79	0	0	0	-1.36	0.15	0	0	15927.5	-0.03
360	181	24	1996	0.25	0	2.54	0.57	0	0	0	-2.41	0.15	0	0	15930.1	-0.02
360	182	24	1996	0.25	0	1.16	0.54	0	0	0	-1.03	0.15	0	0	15931.2	-0.03
360	183	24	1996	0	0	1.6	0.6	0	0	0	-1.7	0.15	0	0	15932.8	-0.05
360	184	24	1996	4.32	0	4.01	0.41	0	0	0	0.19	0.15	0	0	15936.8	-0.04
360	185	24	1996	14.99	0.03	3.39	0.11	0	0	0	11.42	0.15	0	0	15940.2	-0.01
360	186	24	1996	11.18	0	3.75	0.32	0	0	0	7.33	0.15	0	0	15944	-0.03
360	187	24	1996	0	0	7.12	5.51	0	0	0	-7.22	0.15	0	0	15951.1	-0.05
360	188	24	1996	0	0	4.54	3.83	0	0	0	-4.68	0.15	0	0	15955.6	-0.01
360	189	24	1996	0.51	0	4.91	3.27	0	0	0	-4.53	0.15	0	0	15960.6	-0.03
360	190	24	1996	0.25	0	2.99	1.11	0	0	0	-2.82	0.15	0	0	15963.5	-0.06
360	191	24	1996	0	0	1.88	0.63	0	0	0	-1.98	0.15	0	0	15965.4	-0.05
360	192	24	1996	0	0	1.12	0.54	0	0	0	-1.24	0.16	0	0	15966.5	-0.03
360	193	24	1996	0	0	0.88	0.63	0	0	0	-1.01	0.16	0	0	15967.4	-0.03
360	194	24	1996	0	0	0.51	0.57	0	0	0	-0.64	0.16	0	0	15967.9	-0.03
360	195	24	1996	0	0	0.39	0.52	0	0	0	-0.55	0.16	0	0	15968.3	0
360	196	24	1996	0	0	0.76	0.58	0	0	0	-0.88	0.16	0	0	15969.1	-0.04
360	197	24	1996	26.67	0	5.7	1.99	0	0	0	20.82	0.16	0	0	15974.8	-0.01
360	198	24	1996	0	0	7.3	5.78	0	0	0	-7.41	0.16	0	0	15982.1	-0.05
360	199	24	1996	0	0	6.4	5.14	0	0	0	-6.54	0.16	0	0	15988.5	-0.02
360	200	24	1996	0	0	3.68	2.82	0	0	0	-3.79	0.16	0	0	15992.2	-0.04
360	201	24	1996	28.45	0	4.7	0.88	0	0	0	23.64	0.16	0	0	15996.8	-0.05
360	202	24	1996	0	0	7.27	5.33	0	0	0	-7.36	0.16	0	0	16004.1	-0.07
360	203	24	1996	0	0	6.68	5.27	0	0	0	-6.82	0.16	0	0	16010.8	-0.01
360	204	24	1996	0	0	5.63	4.78	0	0	0	-5.77	0.16	0	0	16016.4	-0.02
360	205	24	1996	0	0	3.84	2.97	0	0	0	-3.97	0.16	0	0	16020.3	-0.03
360	206	24	1996	0	0	2.15	1.34	0	0	0	-2.27	0.16	0	0	16022.4	-0.04
360	207	24	1996	1.27	0	2.09	0.49	0	0	0	-0.97	0.16	0	0	16024.5	-0.02
360	208	24	1996	0	0	2.04	0.62	0	0	0	-2.15	0.16	0	0	16026.5	-0.06
360	209	24	1996	0.25	0	1.75	0.49	0	0	0	-1.62	0.16	0	0	16028.3	-0.04
360	210	24	1996	0	0	0.93	0.51	0	0	0	-1.05	0.16	0	0	16029.2	-0.05
360	211	24	1996	0	0	0.15	0.42	0	0	0	-0.29	0.16	0	0	16029.4	-0.03
360	212	24	1996	4.32	0	3.51	0.27	0	0	0	0.64	0.17	0	0	16032.9	0.01
360	213	24	1996	15.49	0.09	2.96	0.1	0	0	0	12.28	0.17	0	0	16035.8	0
360	214	24	1996	1.02	0	4.78	2.94	0	0	0	-3.8	0.17	0	0	16040.6	-0.04
360	215	24	1996	0	0	4.35	3.58	0	0	0	-4.47	0.17	0	0	16045	-0.05
360	216	24	1996	0	0	2.41	1.63	0	0	0	-2.54	0.17	0	0	16047.4	-0.04
360	217	24	1996	0	0	1.86	0.78	0	0	0	-1.96	0.17	0	0	16049.2	-0.06
360	218	24	1996	0	0	1.56	0.59	0	0	0	-1.66	0.17	0	0	16050.8	-0.06
360	219	24	1996	0	0	1.35	0.54	0	0	0	-1.46	0.17	0	0	16052.1	-0.05
360	220	24	1996	0	0	0.96	0.52	0	0	0	-1.08	0.17	0	0	16053.1	-0.05
360	221	24	1996	18.03	0	3.73	0.71	0	0	0	14.15	0.17	0	0	16056.8	-0.01
360	222	24	1996	10.41	0	5.13	1.48	0	0	0	5.18	0.17	0	0	16062	-0.06
360	223	24	1996	0	0	5.3	3.68	0	0	0	-5.41	0.17	0	0	16067.3	-0.06
360	224	24	1996	0	0	4.62	3.59	0	0	0	-4.74	0.17	0	0	16071.9	-0.05
360	225	24	1996	0	0	3.37	2.51	0	0	0	-3.5	0.17	0	0	16075.3	-0.04
360	226	24	1996	0	0	1.9	1.59	0	0	0	-2.06	0.17	0	0	16077.2	-0.02
360	227	24	1996	0	0	2.04	1.13	0	0	0	-2.19	0.17	0	0	16079.2	-0.03
360	228	24	1996	6.1	0	5.06	1.63	0	0	0	0.91	0.17	0	0	16084.3	-0.05
360	229	24	1996	1.52	0	2.75	0.72	0	0	0	-1.36	0.17	0	0	16087	-0.05
360	230	24	1996	5.84	0	3.43	0.39	0	0	0	2.31	0.17	0	0	16090.4	-0.07
360	231	24	1996	0	0	3.01	1.85	0	0	0	-3.11	0.17	0	0	16093.5	-0.07
360	232	24	1996	0	0	1.66	0.62	0	0	0	-1.79	0.17	0	0	16095.1	-0.05
360	233	24	1996	0	0	1.01	0.42	0	0	0	-1.15	0.17	0	0	16096.1	-0.03
360	234	24	1996	0	0	1.21	0.44	0	0	0	-1.34	0.17	0	0	16097.3	-0.04
360	235	24	1996	0	0	1.22	0.48	0	0	0	-1.33	0.17	0	0	16098.5	-0.06
360	236	24	1996	0.51	0	0.72	0.39	0	0	0	-0.39	0.17	0	0	16099.3	0
360	237	24	1996	0	0	0.74	0.41	0	0	0	-0.87	0.17	0	0	16100	-0.04
360	238	24	1996	0	0	0.64	0.43	0	0	0	-0.78	0.18	0	0	16100.6	-0.04
360	239	24	1996	0	0	0.44	0.41	0	0	0	-0.6	0.18	0	0	16101.1	-0.01
360	240	24	1996	0	0	-0.1	0.29	0	0	0	-0.07	0.18	0	0	16101	-0.01
360	241	24	1996	0	0	0.4	0.32	0	0	0	-0.54	0.18	0	0	16101.4	-0.03
360	242	24	1996	0	0	0.5	0.3	0	0	0	-0.64	0.18	0	0	16101.9	-0.03
360	243	24	1996	0	0	0.5	0.28	0	0	0	-0.64	0.18	0	0	16102.4	-0.03
360	244	24	1996	0	0	0.52	0.26	0	0	0	-0.66	0.18	0	0	16102.9	-0.04
360	245	24	1996	0	0	0.34	0.24	0	0	0	-0.49	0.18	0	0	16103.3	-0.03
360	246	24	1996	0	0	0.06	0.19	0	0	0	-0.21	0.18	0	0	16103.3	-0.03
360	247	24	1996	0	0	0.43	0.18	0	0	0	-0.57	0.18	0	0	16103.7	-0.04
360	248	24	1996	0	0	-0.22	0.1	0	0	0	0.05	0.18	0	0	16103.5	-0.01
360	249	24	1996	4.57	0.47	1.53	0.01	0	0	0	2.39	0.18	0	0	16105	0.02
360	250	24	1996	0	0	1.33	0.07	0	0	0	-1.03	0.18	0	0	16106.4	-0.01
360	251	24	1996	1.27	0	1.7	0.04	0	0	0	-0.58	0.18	0	0	16108.1	-0.03
360	252	24	1996	19.81	0	2.55	0.08	0	0	0	17.1	0.18	0	0	16110.6	-0.01
360	253	24	1996	0	0	2.35	1.71	0	0	0	-2.49	0.18	0	0	16113	-0.04
360	254	24	1996	1.78	0	2.74	0.92	0	0	0	-1.08	0.18	0	0	16115.7	-0.06
360	255	24	1996	0	0	1.89	1.4	0	0	0	-2.02	0.18	0	0	16117.6	-0.05
360	256	24	1996	5.84	0	3.51	0.86	0	0	0	2.2	0.18	0	0	16121.1	-0.05
360	257	24	1996	11.94	0.16	2.4	0.06	0	0	0	9.25	0.18	0	0	16123.5	-0.04
360	258	24	1996	0	0	2.22	1.24	0	0	0	-2.23	0.18	0	0	16125.7	-0.02
360	259	24	1996	2.54	0	2.31	0.18	0	0	0	0.06	0.18	0	0	16128.1	-0.01
360	260	24	1996	0	0	2.05	1.47	0	0	0	-2.2	0.18	0	0	16130.1	-0.04
360	261	24	1996	9.4	0.5	1.6	0.07	0	0	0	7.11	0.18	0	0	16131.7	0.01

Attachment D-1
Honeywell
Wastebeds 9-15 SWSR Pre-Design Investigation
SHAW Output Data

RUN	DAY	HR	YR	PRECIP	precip INTRCP	ET	TRANSP	CANOPY chg in storage	SNOW chg in storage	RESIDUE chg in storage	SOIL chg in storage	PERC	RUNOFF	PONDED	Etcum	ERROR
360	262	24	1996	0	0	2.79	1.45	0	0	0	-2.44	0.18	0	0	16134.5	-0.03
360	263	24	1996	0	0	3.76	2.19	0	0	0	-3.9	0.18	0	0	16138.3	-0.04
360	264	24	1996	0	0	2.91	1.94	0	0	0	-3.08	0.18	0	0	16141.2	-0.01
360	265	24	1996	0	0	2.22	1.55	0	0	0	-2.36	0.18	0	0	16143.4	-0.04
360	266	24	1996	28.45	0.64	1.29	0.08	0	0	0	26.34	0.18	0	0	16144.7	0
360	267	24	1996	0.25	0	2.49	0.72	0	0	0	-1.76	0.18	0	0	16147.2	-0.03
360	268	24	1996	1.78	0	2.03	0.39	0	0	0	-0.39	0.18	0	0	16149.2	-0.04
360	269	24	1996	0.76	0	1.4	0.5	0	0	0	-0.79	0.18	0	0	16150.6	-0.03
360	270	24	1996	0	0	1.84	1.11	0	0	0	-1.98	0.18	0	0	16152.4	-0.05
360	271	24	1996	2.54	0	2.25	0.63	0	0	0	0.08	0.18	0	0	16154.7	0.03
360	272	24	1996	20.32	0	2.71	0.71	0	0	0	17.5	0.18	0	0	16157.4	-0.07
360	273	24	1996	0	0	3.27	1.54	0	0	0	-3.37	0.18	0	0	16160.7	-0.07
360	274	24	1996	0	0	2.92	1.34	0	0	0	-3.05	0.18	0	0	16163.6	-0.04
360	275	24	1996	0	0	2.4	1.59	0	0	0	-2.55	0.18	0	0	16166	-0.03
360	276	24	1996	2.54	0	2.59	0.7	0	0	0	-0.2	0.18	0	0	16168.6	-0.03
360	277	24	1996	0.25	0	3.32	1.01	0	0	0	-3.2	0.18	0	0	16171.9	-0.05
360	278	24	1996	0	0	1.94	0.71	0	0	0	-2.12	0.18	0	0	16173.8	0
360	279	24	1996	0	0	1.83	0.84	0	0	0	-1.99	0.18	0	0	16175.7	-0.03
360	280	24	1996	0	0	2.63	1.31	0	0	0	-2.79	0.18	0	0	16178.3	-0.02
360	281	24	1996	0	0	1.78	1.14	0	0	0	-1.93	0.18	0	0	16180.1	-0.03
360	282	24	1996	0	0	1.09	0.52	0	0	0	-1.25	0.18	0	0	16181.2	-0.02
360	283	24	1996	0.51	0	1.11	0.34	0	0	0	-0.75	0.18	0	0	16182.3	-0.03
360	284	24	1996	8.89	0.27	1.24	0.01	0	0	0	7.22	0.18	0	0	16183.5	-0.02
360	285	24	1996	0	0	2.01	0.44	0	0	0	-1.9	0.18	0	0	16185.5	-0.01
360	286	24	1996	0	0	1.01	0.49	0	0	0	-1.16	0.18	0	0	16186.6	-0.03
360	287	24	1996	0	0	1.36	0.68	0	0	0	-1.52	0.18	0	0	16187.9	-0.02
360	288	24	1996	5.08	0	2.58	0.38	0	0	0	2.36	0.18	0	0	16190.5	-0.05
360	289	24	1996	0	0	2.06	0.48	0	0	0	-2.2	0.18	0	0	16192.6	-0.04
360	290	24	1996	3.3	0	0.84	0.1	0	0	0	2.29	0.18	0	0	16193.4	-0.01
360	291	24	1996	0	0	0.66	0.28	0	0	0	-0.8	0.18	0	0	16194.1	-0.04
360	292	24	1996	0.25	0	3.2	0.6	0	0	0	-3.09	0.18	0	0	16197.3	-0.04
360	293	24	1996	15.24	0	1.68	0.06	0	0	0	13.43	0.18	0	0	16199	-0.05
360	294	24	1996	3.05	0	1.26	0.06	0	0	0	1.63	0.18	0	0	16200.2	-0.02
360	295	24	1996	0.25	0	1.16	0.15	0	0	0	-1.05	0.18	0	0	16201.4	-0.03
360	296	24	1996	0.51	0	1.16	0.1	0	0	0	-0.8	0.18	0	0	16202.5	-0.03
360	297	24	1996	5.84	0	1.77	0.2	0	0	0	3.92	0.18	0	0	16204.3	-0.02
360	298	24	1996	0.25	0	1.58	0.1	0	0	0	-1.48	0.18	0	0	16205.9	-0.02
360	299	24	1996	0	0	1.67	0.13	0	0	0	-1.83	0.18	0	0	16207.5	-0.01
360	300	24	1996	0	0	1.34	0.16	0	0	0	-1.51	0.18	0	0	16208.9	-0.01
360	301	24	1996	0	0	1.04	0.12	0	0	0	-1.2	0.18	0	0	16209.9	-0.01
360	302	24	1996	4.83	0	3.51	0.04	0	0	0	1.14	0.18	0	0	16213.4	0
360	303	24	1996	0	0	2.39	0.03	0	0	0	-2.57	0.18	0	0	16215.8	0
360	304	24	1996	3.56	0	2.19	0.01	0	0	0	1.18	0.18	0	0	16218	0.01
360	305	24	1996	0	0	4.15	0	0	0	0	-4.33	0.18	0	0	16222.2	0
360	306	24	1996	0	0	2.31	0	0	0	0	-2.49	0.18	0	0	16224.5	0
360	307	24	1996	0.76	0	2.78	0	0	0	0	-2.2	0.18	0	0	16227.3	0
360	308	24	1996	4.57	0	0.4	0	0	4.26	0	-0.27	0.18	0	0	16227.7	0
360	309	24	1996	0	0	0.24	0	0	-4.26	0	3.84	0.18	0	0	16227.9	0
360	310	24	1996	0	0	0.68	0	0	0	0	-0.85	0.17	0	0	16228.6	0
360	311	24	1996	0	0	0.83	0	0	0	0	-1	0.17	0	0	16229.4	0
360	312	24	1996	1.52	0	1.07	0	0	0	0	0.28	0.17	0	0	16230.5	0
360	313	24	1996	90.42	0	1.46	0	0	0	0	88.81	0.17	0	0	16231.9	-0.02
360	314	24	1996	4.32	0	1.58	0	0	0	0	2.56	0.17	0	0	16233.5	0
360	315	24	1996	3.05	0	1.63	0	0	0	0	1.24	0.17	0	0	16235.1	0
360	316	24	1996	0.51	0	2.18	0	0	0	0	-1.85	0.17	0	0	16237.3	0
360	317	24	1996	10.16	0	0.63	0	0	10.14	0	-0.78	0.17	0	0	16238	0
360	318	24	1996	1.27	0	0.01	0	0	1.44	0	-0.35	0.17	0	0	16238	0
360	319	24	1996	0	0	0.01	0	0	0.21	0	-0.4	0.17	0	0	16238	0
360	320	24	1996	0	0	-0.02	0	0	0.29	0	-0.45	0.17	0	0	16238	0
360	321	24	1996	0	0	0.11	0	0	0.06	0	-0.35	0.17	0	0	16238.1	0
360	322	24	1996	0	0	0.18	0	0	-1.8	0	1.45	0.17	0	0	16238.3	0
360	323	24	1996	0.25	0	0.01	0	0	-2.78	0	2.86	0.17	0	0	16238.3	0
360	324	24	1996	2.03	0	-0.1	0	0	-7.57	0	9.53	0.17	0	0	16238.2	-0.01
360	325	24	1996	1.27	0	1.37	0	0	0	0	-0.27	0.17	0	0	16239.5	0
360	326	24	1996	0.25	0	1.16	0	0	0	0	-1.07	0.17	0	0	16240.7	0
360	327	24	1996	1.52	0	0.53	0	0	0	0	0.82	0.17	0	0	16241.2	0
360	328	24	1996	0	0	0.68	0	0	0	0	-0.84	0.17	0	0	16241.9	0
360	329	24	1996	0	0	1.7	0	0	0	0	-1.87	0.17	0	0	16243.6	0
360	330	24	1996	9.91	0	0.03	0	0	9.92	0	-0.22	0.17	0	0	16243.6	0
360	331	24	1996	14.22	0	0.03	0	0	14.25	0	-0.23	0.17	0	0	16243.7	0
360	332	24	1996	0	0	0.1	0	0	-0.01	0	-0.26	0.17	0	0	16243.8	0
360	333	24	1996	0.76	0	0.03	0	0	0.84	0	-0.27	0.17	0	0	16243.8	0
360	334	24	1996	0	0	0.14	0	0	-0.1	0	-0.21	0.17	0	0	16243.9	0
360	335	24	1996	0	0	0.23	0	0	-1.4	0	-0.17	0.17	1.16	0	16244.2	0
360	336	24	1996	25.15	0	-0.23	0	0	-23.51	0	0	0.17	48.71	0	16243.9	0
360	337	24	1996	7.37	0	1.05	0	0	0	0	6.15	0.17	0	0	16245	0
360	338	24	1996	0	0	0.58	0	0	0	0	-0.74	0.17	0	0	16245.6	0
360	339	24	1996	0	0	0.35	0	0	0	0	-0.51	0.17	0	0	16245.9	0
360	340	24	1996	0.76	0	0.76	0	0	0	0	-0.16	0.17	0	0	16246.7	0
360	341	24	1996	5.08	0	0.36	0	0	0	0	4.56	0.17	0	0	16247	0
360	342	24	1996	0	0	0.86	0	0	0	0	-1.02	0.17	0	0	16247.9	0
360	343	24	1996	0.51	0	0.56	0	0	0	0	-0.22	0.17	0	0	16248.5	0
360	344	24	1996	0.76	0	0.47	0	0	0.63	0	-0.5	0.17	0	0	16248.9	0
360	345	24	1996	0.76	0	0.38	0	0	-0.63	0	0.85	0.17	0	0	16249.3	0
360	346	24	1996	0.51	0	0.7	0	0	0	0	-0.36	0.17	0	0	16250	0
360	347	24	1996	0	0	0.97	0	0	0	0	-1.14	0.16	0	0	16251	0
360	348	24	1996	37.59	0	0.31	0	0	0	0	37.13	0.16	0	0	16251.3	-0.01
360	349	24	1996	3.05	0	0.38	0	0	0	0	2.51	0.16	0	0	16251.7	0
360	350	24	1996	0	0	0.44	0	0	0	0	-0.61	0.16	0	0	16252.1	0
360	351	24	1996	0	0	0.89	0	0	0	0	-1.05	0.16	0	0	16253	0
360	352	24	1996	0	0	1.09	0	0	0	0	-1.25	0.16	0	0	16254.1	0
360	353	24	1996	0	0	0.82	0	0	0	0	-0.99	0.16	0	0	16254.9	0
360	354	24	1996	3.05	0	1.04	0	0	2.99	0	-1.15	0.16	0	0	16255.9	0
360	355	24	1996	0	0	0.91	0	0	-0.32	0	-0.75	0.16	0	0	16256.8	0
360	356	24	1996	0	0	0.48	0	0	-0.01	0	-0.64	0.16	0	0	16257.3	0
360	357	24	1996	5.33	0	0.12	0	0	5.31	0	-0.27	0.16	0	0	16257.5	0
360	358	24	1996	8.64	0	0.03	0	0	-2.47	0	-0.15	0.16	11.06	0	16257.5	0
360	359	24	1996	4.57	0	-0.42	0	0	-5.51	0	0.05	0.16	10.29	0	16257.1	0
360	360	24	1996	2.29	0	1.85	0	0	2.06	0	-1.78	0.16	0	0	16258.9	0
360	361	24	1996	0.25	0	0.47	0	0	0.1	0	-0.48	0.16	0	0	16259.4	0
360	362	24	1996	0	0	0.06	0	0	0.07	0	-0.29	0.16	0	0	16259.4	0
360	363	24	1996	0	0	-0.09	0	0	-2.23	0	-0.12	0.16	2.27	0	16259.4	0
360	364	24	1996	1.27	0	-0.19	0	0	0	0	1.3	0.16	0	0	16259.2	0

Attachment D-1
Honeywell
Wastebeds 9-15 SWSR Pre-Design Investigation
SHAW Output Data

RUN	DAY	HR	YR	PRECIP	precip INTRCP	ET	TRANSP	CANOPY chg in storage	SNOW chg in storage	RESIDUE chg in storage	SOIL chg in storage	PERC	RUNOFF	PONDED	Etcum	ERROR
360	365	24	1996	0	0	3.07	0	0	0	0	-3.23	0.16	0	0	16262.2	0
360	366	24	1996	6.1	0	0.38	0	0	6.13	0	-0.57	0.16	0	0	16262.6	0
360	1	24	1997	1.78	0	0.07	0	0	1.86	0	-0.32	0.16	0	0	16262.7	0
360	2	24	1997	2.54	0	-0.01	0	0	2.61	0	-0.22	0.16	0	0	16262.7	0
360	3	24	1997	3.05	0	-0.2	0	0	-4.44	0	0.74	0.16	6.78	0	16262.5	0
360	4	24	1997	0	0	-0.11	0	0	-5.59	0	0.7	0.16	4.84	0	16262.4	0
360	5	24	1997	3.05	0	-0.51	0	0	-0.57	0	2.08	0.16	1.89	0	16261.9	0
360	6	24	1997	0	0	4.2	0	0	0	0	-4.37	0.16	0	0	16266.1	0
360	7	24	1997	1.78	0	1.58	0	0	1.3	0	-1.27	0.16	0	0	16267.6	0
360	8	24	1997	0	0	0.54	0	0	0.08	0	-0.78	0.16	0	0	16268.2	0
360	9	24	1997	3.05	0	0.15	0	0	3.25	0	-0.52	0.16	0	0	16268.3	0
360	10	24	1997	1.27	0	0.17	0	0	1.25	0	-0.31	0.16	0	0	16268.5	0
360	11	24	1997	0	0	1.1	0	0	-0.84	0	-0.42	0.16	0	0	16269.6	0
360	12	24	1997	0	0	0.99	0	0	-0.69	0	-0.46	0.16	0	0	16270.6	0
360	13	24	1997	0.25	0	0.54	0	0	-0.06	0	-0.39	0.16	0	0	16271.1	0
360	14	24	1997	0	0	0.55	0	0	-0.31	0	-0.4	0.16	0	0	16271.7	0
360	15	24	1997	0	0	0.23	0	0	-0.01	0	-0.38	0.16	0	0	16271.9	0
360	16	24	1997	0.51	0	0.67	0	0	0	0	-0.33	0.17	0	0	16272.6	0
360	17	24	1997	2.79	0	0.4	0	0	2.6	0	-0.37	0.17	0	0	16273	0
360	18	24	1997	0.51	0	0.01	0	0	0.64	0	-0.31	0.17	0	0	16273	0
360	19	24	1997	0.76	0	0.09	0	0	0.8	0	-0.3	0.17	0	0	16273.1	0
360	20	24	1997	1.02	0	0.24	0	0	0.84	0	-0.23	0.17	0	0	16273.3	0
360	21	24	1997	0	0	0	0	0	0.14	0	-0.3	0.17	0	0	16273.3	0
360	22	24	1997	2.79	0	0.59	0	0	-9	0	5.55	0.17	5.48	0	16273.9	0
360	23	24	1997	0.25	0	2.02	0	0	0	0	-1.93	0.17	0	0	16275.9	0
360	24	24	1997	1.02	0	0.76	0	0	0.58	0	-0.49	0.17	0	0	16276.7	0
360	25	24	1997	0	0	0.68	0	0	-0.58	0	-0.27	0.17	0	0	16277.4	0
360	26	24	1997	0	0	1.96	0	0	0	0	-2.13	0.17	0	0	16279.3	0
360	27	24	1997	4.57	0	0.32	0	0	4.32	0	-0.24	0.17	0	0	16279.6	0
360	28	24	1997	2.29	0	0.39	0	0	1.87	0	-0.15	0.17	0	0	16280	0
360	29	24	1997	0.51	0	0.09	0	0	0.58	0	-0.34	0.17	0	0	16280.1	0
360	30	24	1997	0.25	0	0.15	0	0	0.28	0	-0.35	0.17	0	0	16280.3	0
360	31	24	1997	3.05	0	0.08	0	0	2.99	0	-0.19	0.17	0	0	16280.3	0
360	32	24	1997	2.29	0	0.03	0	0	-0.8	0	2.88	0.17	0	0	16280.4	0
360	33	24	1997	0	0	0.01	0	0	0.08	0	-0.26	0.17	0	0	16280.4	0
360	34	24	1997	2.54	0	0.01	0	0	2.31	0	0.04	0.17	0	0	16280.4	0
360	35	24	1997	11.43	0	0.24	0	0	-0.98	0	1.04	0.17	10.96	0	16280.6	0
360	36	24	1997	3.56	0	-0.14	0	0	-6.29	0	-0.14	0.17	9.95	0	16280.5	0
360	37	24	1997	0.51	0	0.57	0	0	0.07	0	-0.3	0.17	0	0	16281.1	0
360	38	24	1997	0.51	0	0.28	0	0	0.37	0	-0.32	0.18	0	0	16281.4	0
360	39	24	1997	0	0	0.22	0	0	0.05	0	-0.45	0.18	0	0	16281.6	0
360	40	24	1997	0	0	0.13	0	0	0.11	0	-0.41	0.18	0	0	16281.7	0
360	41	24	1997	0	0	0.36	0	0	-0.28	0	-0.27	0.18	0	0	16282.1	0
360	42	24	1997	0	0	0.21	0	0	-0.1	0	-0.29	0.18	0	0	16282.3	0
360	43	24	1997	2.54	0	0.17	0	0	2.46	0	-0.27	0.18	0	0	16282.4	0
360	44	24	1997	0	0	0.12	0	0	0.12	0	-0.42	0.18	0	0	16282.6	0
360	45	24	1997	2.79	0	0.06	0	0	2.78	0	-0.23	0.18	0	0	16282.6	0
360	46	24	1997	0.25	0	0.14	0	0	0.13	0	-0.19	0.18	0	0	16282.8	0
360	47	24	1997	2.03	0	0.04	0	0	2.09	0	-0.29	0.18	0	0	16282.8	0
360	48	24	1997	0.51	0	0.06	0	0	0.53	0	-0.26	0.18	0	0	16282.9	0
360	49	24	1997	0	0	0.36	0	0	-6.15	0	0.98	0.18	4.63	0	16283.2	0
360	50	24	1997	2.03	0	-0.29	0	0	-6.57	0	0.33	0.18	8.37	0	16283	0
360	51	24	1997	0	0	2.3	0	0	0	0	-2.49	0.18	0	0	16285.3	0
360	52	24	1997	0.25	0	1.47	0	0	0	0	-1.4	0.18	0	0	16286.7	0
360	53	24	1997	1.27	0	3.68	0	0	0	0	-2.6	0.18	0	0	16290.4	0.01
360	54	24	1997	1.52	0	1.43	0	0	1.43	0	-1.52	0.19	0	0	16291.8	0
360	55	24	1997	0.51	0	0.5	0	0	0.5	0	-0.68	0.19	0	0	16292.3	0
360	56	24	1997	0.25	0	0.27	0	0	0.45	0	-0.66	0.19	0	0	16292.6	0
360	57	24	1997	2.54	0	0.53	0	0	-2.39	0	-0.65	0.19	4.85	0	16293.1	0
360	58	24	1997	19.81	0	1.15	0	0	0	0	4.3	0.19	14.17	0	16294.3	0
360	59	24	1997	0	0	1.49	0	0	0	0	-1.68	0.19	0	0	16295.8	0
360	60	24	1997	0.25	0	0.95	0	0	0	0	-0.89	0.19	0	0	16296.7	0
360	61	24	1997	4.57	0	2.05	0	0	0	0	2.34	0.19	0	0	16298.8	0
360	62	24	1997	0	0	2.69	0	0	0	0	-2.88	0.19	0	0	16301.5	0
360	63	24	1997	0.51	0	1.01	0	0	0	0	-0.69	0.19	0	0	16302.5	0
360	64	24	1997	10.16	0	0.44	0	0	0	0	9.53	0.19	0	0	16302.9	0
360	65	24	1997	5.33	0	2.22	0	0	0	0	-1	0.19	3.93	0	16305.1	0
360	66	24	1997	0.51	0	3.4	0	0	0	0	-3.57	0.19	0	0.48	16308.5	0
360	67	24	1997	3.81	0	0.57	0	0	4.14	0	-0.6	0.19	0	0	16309.1	0
360	68	24	1997	0.76	0	0.2	0	0	0.79	0	-0.42	0.2	0	0	16309.3	0
360	69	24	1997	1.52	0	0.83	0	0	-4.93	0	0.04	0.2	5.38	0	16310.1	0
360	70	24	1997	1.02	0	1.68	0	0	0	0	-0.86	0.2	0	0	16311.8	0
360	71	24	1997	0	0	3.48	0	0	0	0	-3.68	0.2	0	0	16315.3	0
360	72	24	1997	0	0	2.72	0	0	0	0	-2.92	0.2	0	0	16318	0
360	73	24	1997	24.13	0	0.75	0	0	22.33	0	0.86	0.2	0	0	16318.8	0
360	74	24	1997	0	0	1.56	0	0	-1.52	0	-0.24	0.2	0	0	16320.3	0
360	75	24	1997	2.03	0	0.58	0	0	1.55	0	-0.29	0.2	0	0	16320.9	0
360	76	24	1997	0	0	0.56	0	0	-1.37	0	0.6	0.2	0	0	16321.5	0
360	77	24	1997	0	0	0.49	0	0	-0.81	0	0.12	0.2	0	0	16322	0
360	78	24	1997	0	0	0.15	0	0	-0.35	0	0	0.2	0	0	16322.1	0
360	79	24	1997	0	0	0.2	0	0	-0.85	0	0.45	0.2	0	0	16322.3	0
360	80	24	1997	5.84	0	0.11	0	0	-6.08	0	8.05	0.2	3.56	0	16322.4	0
360	81	24	1997	0.25	0	0.66	0	0	-8.01	0	-0.32	0.2	7.72	0	16323.1	0
360	82	24	1997	0	0	1.16	0	0	-0.72	0	-0.64	0.21	0	0	16324.2	0
360	83	24	1997	0	0	0.7	0	0	-1.84	0	-0.11	0.21	1.04	0	16324.9	0
360	84	24	1997	6.35	0	0.57	0	0	-2.33	0	-0.39	0.21	8.29	0	16325.5	0
360	85	24	1997	5.08	0	2.49	0	0	0	0	-1.06	0.21	3.45	0	16328	0
360	86	24	1997	0	0	2.54	0	0	0	0	-2.75	0.21	0	0	16330.5	0
360	87	24	1997	0	0	2.28	0	0	0	0	-2.49	0.21	0	0	16332.8	0
360	88	24	1997	5.59	0	0.68	0	0	0	0	4.7	0.21	0	0	16333.5	0
360	89	24	1997	4.83	0	1	0	0	0	0	3.61	0.21	0	0	16334.5	0
360	90	24	1997	8.13	0	1.61	0	0	0	0	6.31	0.21	0	0	16336.1	0
360	91	24	1997	0	0	4.76	0	0	0	0	-4.94	0.21	0	0	16340.9	-0.04
360	92	24	1997	0	0	3.3	0.02	0	0	0	-3.51	0.21	0	0	16344.2	-0.01
360	93	24	1997	0	0	3.24	0.08	0	0	0	-3.45	0.21	0	0	16347.4	0
360	94	24	1997	0	0	4.09	0.08	0	0	0	-4.32	0.21	0	0	16351.5	0.02
360	95	24	1997	0.51	0	2.92	0.15	0	0	0	-2.63	0.21	0	0	16354.5	0
360	96	24	1997	0.25	0	5.71	0.22	0	0	0	-5.69	0.21	0	0	16360.2	0.02
360	97	24	1997	0	0	7.48	0.2	0	0	0	-7.7	0.21	0	0	16367.6	0
360	98	24	1997	1.27	0	1.51	0	0	0.88	0	-1.32	0.22	0	0	16369.2	-0.02
360	99	24	1997	0.25	0	1.03	0	0	0.17	0	-1.16	0.22	0	0	16370.2	0
360	100	24	1997	0	0	1.94	0	0	-1.06	0	-1.1	0.22	0	0	16372.1	0
360	101	24	1997	0	0	2.18	0.2	0	0	0	-2.4	0.22	0	0	16374.3	0

Attachment D-1
Honeywell
Wastebeds 9-15 SWSR Pre-Design Investigation
SHAW Output Data

RUN	DAY	HR	YR	PRECIP	precip INTRCP	ET	TRANSP	CANOPY chg in storage	SNOW chg in storage	RESIDUE chg in storage	SOIL chg in storage	PERC	RUNOFF	PONDED	Etcum	ERROR
360	102	24	1997	11.18	0	1.97	0.09	0	0	0	9	0.22	0	0	16376.3	-0.01
360	103	24	1997	0.76	0	1.31	0.11	0	0	0	-0.76	0.22	0	0	16377.6	0
360	104	24	1997	0	0	4.09	0.28	0	0	0	-4.3	0.22	0	0	16381.7	-0.01
360	105	24	1997	0	0	3.35	0.54	0	0	0	-3.57	0.22	0	0	16385	0
360	106	24	1997	0.76	0	3.7	0.67	0	0	0	-3.15	0.22	0	0	16388.7	0
360	107	24	1997	0	0	1.55	0.19	0	0	0	-1.76	0.22	0	0	16390.3	-0.01
360	108	24	1997	3.3	0	2.01	0	0	0	0	1.11	0.22	0	0	16392.3	-0.04
360	109	24	1997	1.02	0	1.07	0	0	0	0	-0.26	0.22	0	0	16393.3	-0.02
360	110	24	1997	0	0	1.01	0.19	0	0	0	-1.23	0.22	0	0	16394.3	-0.01
360	111	24	1997	0	0	1.65	0.61	0	0	0	-1.86	0.22	0	0	16396	-0.01
360	112	24	1997	0	0	3.07	0.9	0	0	0	-3.29	0.22	0	0	16399.1	-0.01
360	113	24	1997	0	0	2.97	0.98	0	0	0	-3.17	0.22	0	0	16402	-0.03
360	114	24	1997	0	0	3.74	1.15	0	0	0	-3.96	0.22	0	0	16405.8	-0.01
360	115	24	1997	0	0	2.92	1.04	0	0	0	-3.14	0.22	0	0	16408.7	-0.01
360	116	24	1997	0	0	4.29	1.29	0	0	0	-4.5	0.23	0	0	16413	-0.02
360	117	24	1997	4.06	0	3.82	0.88	0	0	0	0.04	0.23	0	0	16416.8	-0.01
360	118	24	1997	21.59	0	1.79	0.12	0	0	0	19.58	0.23	0	0	16418.6	-0.01
360	119	24	1997	0	0	3.01	1.19	0	0	0	-3.23	0.23	0	0	16421.6	-0.01
360	120	24	1997	0	0	4.63	1.9	0	0	0	-4.85	0.23	0	0	16426.3	-0.01
360	121	24	1997	1.52	0	4.65	1.55	0	0	0	-3.34	0.23	0	0	16430.9	-0.02
360	122	24	1997	0	0	5.32	1.59	0	0	0	-5.51	0.23	0	0	16436.2	-0.04
360	123	24	1997	8.13	0	2.62	0.61	0	0	0	5.29	0.23	0	0	16438.8	-0.02
360	124	24	1997	0	0	4.05	1.34	0	0	0	-4.23	0.23	0	0	16442.9	-0.05
360	125	24	1997	0	0	5	2.01	0	0	0	-5.22	0.23	0	0	16447.9	-0.02
360	126	24	1997	1.02	0	3.73	1.28	0	0	0	-2.93	0.23	0	0	16451.6	-0.02
360	127	24	1997	0	0	4.66	1.54	0	0	0	-4.86	0.23	0	0	16456.3	-0.03
360	128	24	1997	0	0	3.91	1.8	0	0	0	-4.13	0.23	0	0	16460.2	-0.01
360	129	24	1997	4.06	0	3.19	0.96	0	0	0	0.64	0.23	0	0	16463.4	0
360	130	24	1997	0.51	0	1.64	0.48	0	0	0	-1.33	0.23	0	0	16465	-0.04
360	131	24	1997	0.76	0	5.43	2.32	0	0	0	-4.87	0.23	0	0	16470.5	-0.03
360	132	24	1997	3.05	0	3.69	1.28	0	0	0	-0.87	0.24	0	0	16474.1	-0.01
360	133	24	1997	0	0	3.36	1.91	0	0	0	-3.59	0.24	0	0	16477.5	-0.01
360	134	24	1997	0.76	0	3.07	1.67	0	0	0	-2.53	0.24	0	0	16480.6	-0.01
360	135	24	1997	4.32	0	2.73	0.73	0	0	0	1.37	0.24	0	0	16483.3	-0.02
360	136	24	1997	2.03	0	3.06	0.83	0	0	0	-1.24	0.24	0	0	16486.4	-0.03
360	137	24	1997	1.27	0	2.13	0.66	0	0	0	-1.09	0.24	0	0	16488.5	-0.01
360	138	24	1997	0	0	3.11	1.87	0	0	0	-3.33	0.24	0	0	16491.6	-0.02
360	139	24	1997	23.37	0.38	1.15	0.06	0	0	0	21.58	0.24	0	0	16492.8	0.02
360	140	24	1997	0	0	4.44	2.05	0	0	0	-4.28	0.24	0	0	16497.2	-0.02
360	141	24	1997	0.25	0	3.15	1.6	0	0	0	-3.1	0.24	0	0	16500.3	-0.03
360	142	24	1997	0	0	3.99	2.27	0	0	0	-4.21	0.24	0	0	16504.3	-0.02
360	143	24	1997	0	0	4.28	2.25	0	0	0	-4.51	0.24	0	0	16508.6	-0.01
360	144	24	1997	0	0	3.79	2.55	0	0	0	-4.02	0.24	0	0	16512.4	-0.02
360	145	24	1997	0	0	3.78	2.24	0	0	0	-4.01	0.24	0	0	16516.2	-0.01
360	146	24	1997	0	0	4.13	2.38	0	0	0	-4.34	0.24	0	0	16520.3	-0.03
360	147	24	1997	0	0	3.41	2.42	0	0	0	-3.64	0.24	0	0	16523.7	-0.02
360	148	24	1997	0	0	2.87	2.14	0	0	0	-3.1	0.25	0	0	16526.6	-0.02
360	149	24	1997	0	0	0.97	1	0	0	0	-1.21	0.25	0	0	16527.6	-0.01
360	150	24	1997	5.33	0	1.98	0.16	0	0	0	3.1	0.25	0	0	16529.5	0
360	151	24	1997	5.33	0	2.45	0.34	0	0	0	2.65	0.25	0	0	16532	-0.01
360	152	24	1997	12.19	0.22	2.19	0.15	0	0	0	9.56	0.25	0	0	16534.2	-0.02
360	153	24	1997	4.32	0	4.45	1.54	0	0	0	-0.14	0.25	0	0	16538.6	-0.02
360	154	24	1997	0	0	3.85	2.65	0	0	0	-4.08	0.25	0	0	16542.5	-0.03
360	155	24	1997	0	0	4.61	3.14	0	0	0	-4.84	0.25	0	0	16547.1	-0.02
360	156	24	1997	0	0	3.72	2.35	0	0	0	-3.94	0.25	0	0	16550.8	-0.03
360	157	24	1997	0	0	2.53	1.16	0	0	0	-2.75	0.25	0	0	16553.3	-0.02
360	158	24	1997	0.25	0	1.4	0.45	0	0	0	-1.37	0.25	0	0	16554.7	-0.03
360	159	24	1997	0.25	0	1.83	0.66	0	0	0	-1.8	0.25	0	0	16556.6	-0.03
360	160	24	1997	0	0	1.51	0.73	0	0	0	-1.73	0.25	0	0	16558.1	-0.03
360	161	24	1997	0	0	0.9	0.73	0	0	0	-1.13	0.25	0	0	16559	-0.02
360	162	24	1997	0	0	0.66	0.62	0	0	0	-0.9	0.25	0	0	16559.6	-0.01
360	163	24	1997	0	0	0.45	0.52	0	0	0	-0.7	0.25	0	0	16560.1	-0.01
360	164	24	1997	1.27	0	1.26	0.4	0	0	0	-0.23	0.25	0	0	16561.4	-0.01
360	165	24	1997	0	0	0.96	0.47	0	0	0	-1.18	0.25	0	0	16562.3	-0.03
360	166	24	1997	0	0	0.73	0.49	0	0	0	-0.96	0.25	0	0	16563.1	-0.03
360	167	24	1997	1.52	0	1.69	0.47	0	0	0	-0.43	0.25	0	0	16564.8	0
360	168	24	1997	6.86	0	3.28	0.62	0	0	0	3.33	0.26	0	0	16568	-0.01
360	169	24	1997	4.32	0.46	2.39	0.08	0	0	0	1.23	0.26	0	0	16570.4	-0.02
360	170	24	1997	0	0	2.2	1.02	0	0	0	-1.98	0.26	0	0	16572.6	-0.01
360	171	24	1997	0.76	0	1.71	0.55	0	0	0	-1.15	0.26	0	0	16574.3	-0.05
360	172	24	1997	0	0	1.11	0.5	0	0	0	-1.39	0.26	0	0	16575.4	0.03
360	173	24	1997	0	0	2.13	0.48	0	0	0	-2.34	0.26	0	0	16577.6	-0.04
360	174	24	1997	0	0	1.31	0.49	0	0	0	-1.54	0.26	0	0	16578.9	-0.03
360	175	24	1997	6.1	0.02	2.5	0.12	0	0	0	3.33	0.26	0	0	16581.4	-0.01
360	176	24	1997	0	0	1.63	0.53	0	0	0	-1.86	0.26	0	0	16583	-0.01
360	177	24	1997	3.81	0	3.76	0.29	0	0	0	-0.17	0.26	0	0	16586.8	-0.04
360	178	24	1997	0	0	2.26	0.47	0	0	0	-2.48	0.26	0	0	16589	-0.04
360	179	24	1997	0	0	1.42	0.46	0	0	0	-1.65	0.26	0	0	16590.5	-0.03
360	180	24	1997	0	0	0.92	0.47	0	0	0	-1.17	0.26	0	0	16591.4	-0.02
360	181	24	1997	0	0	0.6	0.53	0	0	0	-0.84	0.26	0	0	16592	-0.02
360	182	24	1997	2.79	0	2.65	0.4	0	0	0	-0.12	0.26	0	0	16594.6	0
360	183	24	1997	0.51	0	0.79	0.45	0	0	0	-0.55	0.26	0	0	16595.4	0.01
360	184	24	1997	23.88	0	5.89	2.36	0	0	0	17.78	0.26	0	0	16601.3	-0.05
360	185	24	1997	5.59	0	4.58	0.89	0	0	0	0.79	0.26	0	0	16605.9	-0.04
360	186	24	1997	0	0	5.36	4.11	0	0	0	-5.57	0.26	0	0	16611.2	-0.05
360	187	24	1997	0	0	5.98	4.67	0	0	0	-6.21	0.26	0	0	16617.2	-0.03
360	188	24	1997	0	0	3.39	2.47	0	0	0	-3.62	0.26	0	0	16620.6	-0.03
360	189	24	1997	4.83	0	3.53	0.3	0	0	0	1.09	0.26	0	0	16624.1	-0.05
360	190	24	1997	23.11	0.67	2.51	0.14	0	0	0	19.69	0.26	0	0	16626.6	-0.02
360	191	24	1997	0	0	5.83	4.04	0	0	0	-5.39	0.26	0	0	16632.5	-0.03
360	192	24	1997	0	0	6.14	5.04	0	0	0	-6.38	0.26	0	0	16638.6	-0.02
360	193	24	1997	0	0	5.73	4.67	0	0	0	-5.97	0.26	0	0	16644.3	-0.03
360	194	24	1997	0	0	4.78	3.9	0	0	0	-5.02	0.26	0	0	16649.1	-0.02
360	195	24	1997	2.79	0	4.27	1.36	0	0	0	-1.71	0.26	0	0	16653.4	-0.02
360	196	24	1997	0.25	0	1.8	0.96	0	0	0	-1.79	0.26	0	0	16655.2	-0.02
360	197	24	1997	0	0	1.65	0.61	0	0	0	-1.83	0.26	0	0	16656.8	-0.07
360	198	24	1997	0	0	1.25	0.57	0	0	0	-1.47	0.26	0	0	16658.1	-0.04
360	199	24	1997	0	0	1.15	0.5	0	0	0	-1.36	0.26	0	0	16659.2	-0.05
360	200	24	1997	0	0	0.68	0.4	0	0	0	-0.89	0.26	0	0	16659.9	-0.05
360	201	24	1997	0	0	0.69	0.48	0	0	0	-0.93	0.26	0	0	16660.6	-0.02
360	202	24	1997	6.1	0.95	2.1	0.09	0	0	0	2.77	0.26	0	0	16662.7	0.02
360	203	24	1997	0	0	2.15	0.35	0	0	0	-1.45	0.26	0	0	16664.9	-0.01
360	204	24	1997	0	0	1.49	0.44	0	0	0	-1.69	0.26	0	0	16666.3	-0.06

Attachment D-1
Honeywell
Wastebeds 9-15 SWSR Pre-Design Investigation
SHAW Output Data

RUN	DAY	HR	YR	PRECIP	precip INTRCP	ET	TRANSP	CANOPY chg in storage	SNOW chg in storage	RESIDUE chg in storage	SOIL chg in storage	PERC	RUNOFF	PONDED	Etcum	ERROR
360	205	24	1997	0	0	0.93	0.38	0	0	0	-1.14	0.26	0	0	16667.3	-0.05
360	206	24	1997	0	0	1.28	0.49	0	0	0	-1.49	0.26	0	0	16668.6	-0.05
360	207	24	1997	0	0	0.65	0.44	0	0	0	-0.9	0.26	0	0	16669.2	-0.02
360	208	24	1997	0.51	0	0.31	0.3	0	0	0	-0.08	0.26	0	0	16669.5	0.02
360	209	24	1997	0.25	0	0.63	0.27	0	0	0	-0.6	0.26	0	0	16670.1	-0.04
360	210	24	1997	0	0	0.91	0.29	0	0	0	-1.12	0.26	0	0	16671.1	-0.04
360	211	24	1997	0	0	0.37	0.24	0	0	0	-0.62	0.26	0	0	16671.4	-0.01
360	212	24	1997	0	0	0.1	0.2	0	0	0	-0.35	0.26	0	0	16671.5	-0.01
360	213	24	1997	0	0	-0.04	0.13	0	0	0	-0.21	0.26	0	0	16671.5	-0.01
360	214	24	1997	0	0	0.03	0.1	0	0	0	-0.29	0.26	0	0	16671.5	0
360	215	24	1997	0	0	-0.03	0.07	0	0	0	-0.21	0.26	0	0	16671.5	-0.02
360	216	24	1997	0	0	0.24	0.07	0	0	0	-0.47	0.26	0	0	16671.7	-0.03
360	217	24	1997	0	0	0.34	0.07	0	0	0	-0.56	0.26	0	0	16672.1	-0.04
360	218	24	1997	0	0	0.12	0.05	0	0	0	-0.35	0.26	0	0	16672.2	-0.02
360	219	24	1997	0	0	0.37	0.07	0	0	0	-0.59	0.26	0	0	16672.5	-0.04
360	220	24	1997	0	0	0.01	0.06	0	0	0	-0.26	0.26	0	0	16672.6	-0.01
360	221	24	1997	0	0	0.22	0.07	0	0	0	-0.45	0.26	0	0	16672.8	-0.03
360	222	24	1997	0	0	-0.01	0.06	0	0	0	-0.23	0.26	0	0	16672.8	-0.01
360	223	24	1997	0.76	0	0.21	0.02	0	0	0	0.3	0.26	0	0	16673	0
360	224	24	1997	0	0	0.51	0.03	0	0	0	-0.72	0.26	0	0	16673.5	-0.04
360	225	24	1997	24.89	0	3.07	0.51	0	0	0	21.55	0.26	0	0	16676.6	0.02
360	226	24	1997	0	0	4.74	3.34	0	0	0	-4.93	0.26	0	0	16681.3	-0.06
360	227	24	1997	1.02	0	4.64	2.91	0	0	0	-3.83	0.26	0	0	16685.9	-0.05
360	228	24	1997	20.32	0	4.49	1.88	0	0	0	15.55	0.26	0	0	16690.4	0.03
360	229	24	1997	0.76	0	4.16	2.52	0	0	0	-3.6	0.25	0	0	16694.6	-0.06
360	230	24	1997	0	0	5.18	3.54	0	0	0	-5.38	0.25	0	0	16699.8	-0.05
360	231	24	1997	0	0	4.21	3.22	0	0	0	-4.42	0.25	0	0	16704	-0.04
360	232	24	1997	5.59	0	4.2	1.02	0	0	0	1.17	0.25	0	0	16708.2	-0.03
360	233	24	1997	22.86	0	3.34	0.42	0	0	0	19.3	0.25	0	0	16711.5	-0.03
360	234	24	1997	0.51	0	4.09	2.84	0	0	0	-3.78	0.25	0	0	16715.6	-0.05
360	235	24	1997	2.29	0	3.67	1.34	0	0	0	-1.61	0.25	0	0	16719.3	-0.03
360	236	24	1997	0.76	0	3.91	2.6	0	0	0	-3.38	0.25	0	0	16723.2	-0.02
360	237	24	1997	2.29	0	2.61	0.73	0	0	0	-0.54	0.25	0	0	16725.8	-0.04
360	238	24	1997	0	0	2.97	2.43	0	0	0	-3.19	0.25	0	0	16728.7	-0.03
360	239	24	1997	17.02	0.79	1.81	0.12	0	0	0	14.18	0.25	0	0	16730.6	-0.02
360	240	24	1997	0	0	3.61	1.95	0	0	0	-3.04	0.25	0	0	16734.2	-0.04
360	241	24	1997	4.06	0	3.76	0.75	0	0	0	0.1	0.25	0	0	16737.9	-0.04
360	242	24	1997	0	0	3.01	2.22	0	0	0	-3.21	0.25	0	0	16740.9	-0.06
360	243	24	1997	0	0	2.6	2.01	0	0	0	-2.79	0.25	0	0	16743.5	-0.06
360	244	24	1997	0	0	3.04	2.47	0	0	0	-3.27	0.25	0	0	16746.6	-0.02
360	245	24	1997	8.89	0	4.37	1.25	0	0	0	4.33	0.25	0	0	16750.9	-0.06
360	246	24	1997	0.25	0	3.12	1.48	0	0	0	-3.06	0.25	0	0	16754.1	-0.05
360	247	24	1997	0	0	3.88	2.51	0	0	0	-4.08	0.25	0	0	16757.9	-0.05
360	248	24	1997	0	0	4.24	3.22	0	0	0	-4.49	0.25	0	0	16762.2	0
360	249	24	1997	0	0	3.01	2.55	0	0	0	-3.27	0.25	0	0	16765.2	0.01
360	250	24	1997	0.51	0	1.71	1.02	0	0	0	-1.44	0.25	0	0	16766.9	-0.01
360	251	24	1997	0	0	3.28	2.36	0	0	0	-3.48	0.25	0	0	16770.2	-0.04
360	252	24	1997	0	0	3	2.14	0	0	0	-3.21	0.25	0	0	16773.2	-0.03
360	253	24	1997	2.29	0	2.55	0.62	0	0	0	-0.48	0.24	0	0	16775.7	-0.02
360	254	24	1997	11.68	0.49	1.74	0.07	0	0	0	9.22	0.24	0	0	16777.5	-0.01
360	255	24	1997	9.14	0	2.91	0.42	0	0	0	6.51	0.24	0	0	16780.4	-0.03
360	256	24	1997	1.27	0	1.71	0.46	0	0	0	-0.66	0.24	0	0	16782.1	-0.02
360	257	24	1997	0	0	2.11	1.51	0	0	0	-2.3	0.24	0	0	16784.2	-0.06
360	258	24	1997	0	0	2.71	1.86	0	0	0	-2.87	0.24	0	0	16786.9	-0.08
360	259	24	1997	0	0	3.04	1.91	0	0	0	-3.22	0.24	0	0	16789.9	-0.06
360	260	24	1997	1.78	0	3.69	1.71	0	0	0	-2.1	0.24	0	0	16793.6	-0.06
360	261	24	1997	0	0	3.31	2.22	0	0	0	-3.51	0.24	0	0	16796.9	-0.04
360	262	24	1997	0.25	0	3.15	1.96	0	0	0	-3.08	0.24	0	0	16800.1	-0.05
360	263	24	1997	2.03	0	3.04	1	0	0	0	-1.17	0.24	0	0	16803.1	-0.07
360	264	24	1997	0	0	3.05	1.43	0	0	0	-3.25	0.24	0	0	16806.2	-0.04
360	265	24	1997	0	0	2.61	1.4	0	0	0	-2.83	0.24	0	0	16808.8	-0.02
360	266	24	1997	6.6	0.17	1.77	0.05	0	0	0	4.45	0.24	0	0	16810.6	-0.03
360	267	24	1997	0	0	2.3	1.04	0	0	0	-2.35	0.24	0	0	16812.9	-0.01
360	268	24	1997	4.57	0	2.86	0.76	0	0	0	1.49	0.24	0	0	16815.7	-0.02
360	269	24	1997	0.76	0	1.2	0.27	0	0	0	-0.6	0.24	0	0	16816.9	-0.08
360	270	24	1997	0	0	2.37	1.21	0	0	0	-2.57	0.24	0	0	16819.3	-0.03
360	271	24	1997	0.51	0	2.27	0.7	0	0	0	-1.94	0.24	0	0	16821.6	-0.06
360	272	24	1997	17.53	0	2.36	0.49	0	0	0	14.93	0.24	0	0	16823.9	-0.01
360	273	24	1997	1.78	0	2.57	0.63	0	0	0	-0.96	0.24	0	0	16826.5	-0.06
360	274	24	1997	3.56	0	2.44	0.13	0	0	0	0.93	0.23	0	0	16828.9	-0.05
360	275	24	1997	0	0	1.44	0.68	0	0	0	-1.65	0.23	0	0	16830.4	-0.03
360	276	24	1997	5.08	0.3	1.09	0.04	0	0	0	3.46	0.23	0	0	16831.4	0
360	277	24	1997	0.51	0	2.2	1.03	0	0	0	-1.59	0.23	0	0	16833.7	-0.04
360	278	24	1997	9.91	0	2.87	0.89	0	0	0	6.84	0.23	0	0	16836.5	-0.03
360	279	24	1997	0	0	3.1	1.46	0	0	0	-3.25	0.23	0	0	16839.6	-0.07
360	280	24	1997	0	0	1.42	0.8	0	0	0	-1.63	0.23	0	0	16841	-0.02
360	281	24	1997	0	0	2.03	1.03	0	0	0	-2.22	0.23	0	0	16843.1	-0.04
360	282	24	1997	0	0	2.29	1.22	0	0	0	-2.48	0.23	0	0	16845.4	-0.04
360	283	24	1997	0.25	0	2.79	0.93	0	0	0	-2.72	0.23	0	0	16848.2	-0.05
360	284	24	1997	0	0	1.98	0.69	0	0	0	-2.19	0.23	0	0	16850.1	-0.02
360	285	24	1997	0	0	2.19	0.95	0	0	0	-2.37	0.23	0	0	16852.3	-0.04
360	286	24	1997	0	0	2.33	1.07	0	0	0	-2.52	0.23	0	0	16854.6	-0.04
360	287	24	1997	0	0	1.29	0.57	0	0	0	-1.47	0.23	0	0	16855.9	-0.05
360	288	24	1997	0	0	2.07	0.75	0	0	0	-2.25	0.23	0	0	16858	-0.05
360	289	24	1997	0	0	1.36	0.69	0	0	0	-1.55	0.23	0	0	16859.4	-0.04
360	290	24	1997	0	0	0.73	0.56	0	0	0	-0.94	0.23	0	0	16860.1	-0.02
360	291	24	1997	0	0	0.62	0.56	0	0	0	-0.83	0.23	0	0	16860.7	-0.02
360	292	24	1997	0	0	0.72	0.63	0	0	0	-0.92	0.22	0	0	16861.4	-0.02
360	293	24	1997	0.51	0	0.2	0.29	0	0	0	0.09	0.22	0	0	16861.6	-0.01
360	294	24	1997	0.51	0	0.63	0.23	0	0	0	-0.32	0.22	0	0	16862.3	-0.03
360	295	24	1997	2.54	0	1.36	0	0	0	0	0.98	0.22	0	0	16863.6	-0.02
360	296	24	1997	0.76	0	1.54	0.12	0	0	0	-0.98	0.22	0	0	16865.2	-0.02
360	297	24	1997	0	0	0.53	0.15	0	0	0	-0.76	0.22	0	0	16865.7	0
360	298	24	1997	0	0	0.21	0.09	0	0	0	-0.42	0.22	0	0	16865.9	-0.01
360	299	24	1997	9.91	0	1.44	0.04	0	0	0	8.26	0.22	0	0	16867.3	-0.01
360	300	24	1997	3.81	0	2.13	0.07	0	0	0	1.45	0.22	0	0	16869.5	0
360	301	24	1997	0.51	0	2.08	0.02	0	0	0	-1.78	0.22	0	0	16871.6	-0.01
360	302	24	1997	0.25	0	0.93	0.02	0	0	0	-0.9	0.22	0	0	16872.5	0
360	303	24	1997	0	0	1.24	0.02	0	0	0	-1.46	0.22	0	0	16873.7	0
360	304	24	1997	0	0	2.07	0.02	0	0	0	-2.3	0.22	0	0	16875.8	0.01
360	305	24	1997	10.41	0	0.74	0	0	0	0	9.45	0.22	0	0	16876.5	0
360	306	24	1997	21.59	0	0.92	0	0	0	0	20.46	0.22	0	0	16877.5	0
360	307	24	1997	0	0	2.73	0	0	0	0	-2.95	0.22	0	0	16880.2	0

Attachment D-1
Honeywell
Wastebeds 9-15 SWSR Pre-Design Investigation
SHAW Output Data

RUN	DAY	HR	YR	PRECIP	precip INTRCP	ET	TRANSP	CANOPY chg in storage	SNOW chg in storage	RESIDUE chg in storage	SOIL chg in storage	PERC	RUNOFF	PONDED	Etcum	ERROR
360	308	24	1997	3.3	0	1.27	0	0	0	0	1.81	0.22	0	0	16881.5	0
360	309	24	1997	0	0	0.75	0	0	0	0	-0.97	0.22	0	0	16882.2	0
360	310	24	1997	0	0	1.48	0	0	0	0	-1.7	0.22	0	0	16883.7	0
360	311	24	1997	0	0	1.35	0	0	0	0	-1.56	0.21	0	0	16885	0
360	312	24	1997	5.59	0	0.54	0	0	0	0	4.84	0.21	0	0	16885.6	0
360	313	24	1997	13.72	0	0.54	0	0	0	0	12.97	0.21	0	0	16886.1	0
360	314	24	1997	0	0	0.93	0	0	0	0	-1.14	0.21	0	0	16887.1	0
360	315	24	1997	0.76	0	1.34	0	0	0	0	-0.79	0.21	0	0	16888.4	0
360	316	24	1997	0.25	0	1.69	0	0	0	0	-1.64	0.21	0	0	16890.1	0
360	317	24	1997	0	0	1.5	0	0	0	0	-1.71	0.21	0	0	16891.6	0
360	318	24	1997	23.11	0	0.37	0	0	23.02	0	-0.49	0.21	0	0	16892	0
360	319	24	1997	2.29	0	0	0	0	2.33	0	-0.25	0.21	0	0	16892	0
360	320	24	1997	2.79	0	0.09	0	0	2.75	0	-0.26	0.21	0	0	16892	0
360	321	24	1997	0	0	0.67	0	0	-0.64	0	-0.24	0.21	0	0	16892.7	0
360	322	24	1997	0	0	0.19	0	0	-0.15	0	-0.25	0.21	0	0	16892.9	0
360	323	24	1997	0	0	0.06	0	0	-0.63	0	0.36	0.21	0	0	16893	0
360	324	24	1997	0	0	0.13	0	0	-1.21	0	0.86	0.21	0	0	16893.1	0
360	325	24	1997	0	0	-0.01	0	0	-5.42	0	5.22	0.21	0	0	16893.1	0
360	326	24	1997	5.33	0	-0.04	0	0	-2.08	0	5.53	0.21	1.71	0	16893.1	0
360	327	24	1997	1.02	0	-0.07	0	0	-4.47	0	5.35	0.21	0	0	16893	0
360	328	24	1997	1.02	0	0.55	0	0	0.44	0	-0.18	0.21	0	0	16893.5	0
360	329	24	1997	0.25	0	0.25	0	0	-1.29	0	1.08	0.21	0	0	16893.8	0
360	330	24	1997	3.56	0	-0.14	0	0	-12.66	0	16.15	0.2	0	0	16893.6	0
360	331	24	1997	2.79	0	1.37	0	0	2.62	0	-1.39	0.2	0	0	16895	0
360	332	24	1997	0.25	0	-0.13	0	0	-2.62	0	0.87	0.2	1.93	0	16894.9	0
360	333	24	1997	0	0	0.38	0	0	0	0	-0.57	0.2	0	0	16895.3	-0.01
360	334	24	1997	10.67	0	0.31	0	0	0	0	4.69	0.2	5.47	0	16895.6	0
360	335	24	1997	0.51	0	2.22	0	0	0	0	-1.91	0.2	0	0	16897.8	-0.01
360	336	24	1997	0	0	1.89	0	0	0	0	-2.09	0.2	0	0	16899.7	0
360	337	24	1997	1.78	0	0.09	0	0	1.79	0	-0.3	0.2	0	0	16899.8	0
360	338	24	1997	3.56	0	-0.34	0	0	-1.79	0	0.55	0.2	4.93	0	16899.4	0
360	339	24	1997	3.05	0	0.35	0	0	0	0	2.5	0.2	0	0	16899.8	0
360	340	24	1997	2.54	0	0.97	0	0	2.34	0	-0.96	0.2	0	0	16900.7	-0.01
360	341	24	1997	2.29	0	0.1	0	0	1.22	0	0.61	0.2	0.16	0	16900.8	0
360	342	24	1997	0	0	0.2	0	0	-0.4	0	0	0.2	0	0	16901	0
360	343	24	1997	0	0	0.17	0	0	0.13	0	-0.49	0.2	0	0	16901.2	0
360	344	24	1997	12.95	0	0	0	0	13.22	0	-0.47	0.2	0	0	16901.2	0
360	345	24	1997	2.03	0	0.06	0	0	2.02	0	-0.24	0.2	0	0	16901.3	0
360	346	24	1997	0.51	0	0.15	0	0	0.39	0	-0.23	0.2	0	0	16901.4	0
360	347	24	1997	1.27	0	0.37	0	0	0.95	0	-0.24	0.2	0	0	16901.8	0
360	348	24	1997	0.25	0	0.24	0	0	0.14	0	-0.32	0.2	0	0	16902	0
360	349	24	1997	0	0	0	0	0	0.17	0	-0.37	0.19	0	0	16902	0
360	350	24	1997	0	0	-0.01	0	0	-0.37	0	-0.3	0.19	0.49	0	16902	0
360	351	24	1997	0	0	0.08	0	0	-1.11	0	-0.17	0.19	1.01	0	16902.1	0
360	352	24	1997	0	0	0.03	0	0	-0.56	0	-0.19	0.19	0.54	0	16902.1	0
360	353	24	1997	0	0	0.04	0	0	-3.76	0	0.23	0.19	3.3	0	16902.2	0
360	354	24	1997	2.54	0	0.13	0	0	1.69	0	-0.04	0.19	0.57	0	16902.3	0
360	355	24	1997	0	0	0.12	0	0	0.14	0	-0.45	0.19	0	0	16902.4	0
360	356	24	1997	6.6	0	-0.03	0	0	6.8	0	-0.36	0.19	0	0	16902.4	0
360	357	24	1997	6.6	0	0.03	0	0	6.59	0	-0.21	0.19	0	0	16902.4	0
360	358	24	1997	1.27	0	0	0	0	1.31	0	-0.22	0.19	0	0	16902.4	0
360	359	24	1997	10.41	0	-0.25	0	0	-3.85	0	-0.19	0.19	14.52	0	16902.1	0
360	360	24	1997	1.02	0	0	0	0	-5.29	0	-0.11	0.19	6.23	0	16902.1	0
360	361	24	1997	0	0	0.05	0	0	-0.85	0	-0.11	0.19	0.73	0	16902.2	0
360	362	24	1997	0	0	0.09	0	0	-0.06	0	-0.28	0.19	0.07	0	16902.3	0
360	363	24	1997	4.32	0	0.07	0	0	4.34	0	-0.28	0.19	0	0	16902.4	0
360	364	24	1997	35.56	0	0.02	0	0	35.58	0	-0.23	0.19	0	0	16902.4	0
360	365	24	1997	5.84	0	-0.04	0	0	5.92	0	-0.22	0.19	0	0	16902.3	0
360	1	24	1998	0.25	0	0.14	0	0	0.15	0	-0.22	0.19	0	0	16902.5	0
360	2	24	1998	0	0	0.03	0	0	-0.91	0	-0.15	0.19	0.85	0	16902.5	0
360	3	24	1998	1.78	0	-0.29	0	0	-18.16	0	0.16	0.19	19.88	0	16902.2	0
360	4	24	1998	5.33	0	-0.11	0	0	-8.02	0	2.52	0.18	10.77	0	16902.1	0
360	5	24	1998	0	0	-0.24	0	0	-5.14	0	4.16	0.18	1.04	0	16901.9	0
360	6	24	1998	6.86	0	-0.66	0	0	-20.58	0	11.02	0.18	16.91	0	16901.2	0
360	7	24	1998	14.48	0	-0.44	0	0	-14.03	0	13.3	0.18	15.46	0	16900.8	0
360	8	24	1998	29.72	0	-0.04	0	0	0	0	28.72	0.18	0.91	0	16900.7	-0.06
360	9	24	1998	2.54	0	0.35	0	0	0	0	2.02	0.18	0	0	16901.1	-0.01
360	10	24	1998	0	0	1.56	0	0	0	0	-1.74	0.18	0	0	16902.6	0
360	11	24	1998	1.02	0	1.25	0	0	1.19	0	-1.6	0.18	0	0	16903.9	0
360	12	24	1998	0	0	0.06	0	0	0.55	0	-0.8	0.18	0	0	16903.9	0
360	13	24	1998	1.52	0	0.53	0	0	-0.74	0	-0.51	0.18	2.06	0	16904.5	0
360	14	24	1998	1.02	0	0.21	0	0	1.4	0	-0.77	0.18	0	0	16904.7	0
360	15	24	1998	11.18	0	0.25	0	0	11.13	0	-0.39	0.18	0	0	16904.9	0
360	16	24	1998	6.6	0	-0.02	0	0	6.68	0	-0.24	0.18	0	0	16904.9	0
360	17	24	1998	2.79	0	-0.01	0	0	2.86	0	-0.23	0.18	0	0	16904.9	0
360	18	24	1998	2.03	0	0	0	0	2.09	0	-0.23	0.18	0	0	16904.9	0
360	19	24	1998	0.76	0	-0.02	0	0	0.84	0	-0.24	0.18	0	0	16904.9	0
360	20	24	1998	0.76	0	-0.04	0	0	0.87	0	-0.25	0.18	0	0	16904.8	0
360	21	24	1998	0	0	-0.02	0	0	0.12	0	-0.28	0.18	0	0	16904.8	0
360	22	24	1998	0	0	-0.06	0	0	0.22	0	-0.35	0.18	0	0	16904.8	0
360	23	24	1998	25.4	0	0.17	0	0	25.31	0	-0.26	0.18	0	0	16904.9	0
360	24	24	1998	1.27	0	-0.01	0	0	1.29	0	-0.18	0.18	0	0	16904.9	0
360	25	24	1998	0.51	0	0.03	0	0	0.47	0	-0.17	0.18	0	0	16905	0
360	26	24	1998	0	0	0.01	0	0	0.05	0	-0.23	0.18	0	0	16905	0
360	27	24	1998	0	0	0.08	0	0	-0.01	0	-0.25	0.17	0	0	16905	0
360	28	24	1998	0	0	0.09	0	0	-0.04	0	-0.22	0.17	0	0	16905.1	0
360	29	24	1998	1.52	0	0.01	0	0	1.57	0	-0.22	0.17	0	0	16905.1	0
360	30	24	1998	3.56	0	-0.2	0	0	1.72	0	-0.17	0.17	2.03	0	16904.9	0
360	31	24	1998	0	0	-0.11	0	0	0.14	0	-0.2	0.17	0	0	16904.8	0
360	32	24	1998	0	0	-0.04	0	0	0.1	0	-0.23	0.17	0	0	16904.8	0
360	33	24	1998	0	0	0.16	0	0	-1.37	0	-0.18	0.17	1.22	0	16904.9	0
360	34	24	1998	0	0	0.1	0	0	-0.89	0	-0.15	0.17	0.78	0	16905	0
360	35	24	1998	0	0	0.03	0	0	-0.17	0	-0.16	0.17	0.13	0	16905.1	0
360	36	24	1998	0	0	0.12	0	0	-0.08	0	-0.21	0.17	0	0	16905.2	0
360	37	24	1998	0	0	0.11	0	0	-0.04	0	-0.24	0.17	0	0	16905.3	0
360	38	24	1998	0	0	0.03	0	0	0.06	0	-0.26	0.17	0	0	16905.3	0
360	39	24	1998	0	0	-0.01	0	0	0.07	0	-0.24	0.17	0.01	0	16905.3	0
360	40	24	1998	0	0	-0.01	0	0	-0.25	0	-0.23	0.17	0.32	0	16905.3	0
360	41	24	1998	0	0	0.01	0	0	-2.04	0	-0.21	0.17	2.07	0	16905.3	0
360	42	24	1998	1.02	0	0.06	0	0	-5.71	0	-0.17	0.17	6.67	0	16905.4	0
360	43	24	1998	7.11	0	-0.31	0	0	-13.3	0	-0.15	0.17	20.69	0	16905.1	0
360	44	24	1998	0.25	0	0.48	0	0	-0.79	0	-0.23	0.17	0.63	0	16905.6	0
360	45	24	1998	0	0	0.51	0	0	-0.37	0	-0.3	0.17	0	0	16906.1	0

Attachment D-1
Honeywell
Wastebeds 9-15 SWSR Pre-Design Investigation
SHAW Output Data

RUN	DAY	HR	YR	PRECIP	precip INTRCP	ET	TRANSP	CANOPY chg in storage	SNOW chg in storage	RESIDUE chg in storage	SOIL chg in storage	PERC	RUNOFF	PONDED	Etcum	ERROR
360	46	24	1998	0	0	0.41	0	0	-0.43	0	-0.27	0.17	0.13	0	16906.5	0
360	47	24	1998	0	0	0.48	0	0	-1.85	0	-0.22	0.17	1.41	0	16907	0
360	48	24	1998	10.41	0	0.83	0	0	-1.38	0	-0.16	0.17	10.95	0	16907.8	0
360	49	24	1998	6.86	0	-0.35	0	0	-17.75	0	-0.14	0.17	24.94	0	16907.4	0
360	50	24	1998	7.62	0	-0.16	0	0	-6.6	0	-0.13	0.17	14.34	0	16907.3	0
360	51	24	1998	0.51	0	-0.25	0	0	-4.91	0	0.01	0.17	5.23	0.27	16907	0
360	52	24	1998	0.51	0	0.88	0	0	0	0	-1	0.17	0.73	0	16907.9	0
360	53	24	1998	0	0	0.92	0	0	0	0	-1.09	0.17	0	0	16908.8	0
360	54	24	1998	0.25	0	1.46	0	0	0	0	-1.53	0.17	0.15	0	16910.3	0
360	55	24	1998	26.92	0	0.52	0	0	0	0	2.35	0.17	23.89	0	16910.8	0
360	56	24	1998	3.05	0	1.83	0	0	0	0	1.06	0.17	0	0	16912.6	0
360	57	24	1998	0	0	1.9	0	0	0	0	-2.06	0.17	0	0	16914.5	-0.01
360	58	24	1998	0	0	1.15	0	0	0	0	-1.3	0.17	0	0	16915.7	-0.01
360	59	24	1998	15.24	0	0.69	0	0	0	0	14.38	0.16	0	0	16916.4	0
360	60	24	1998	0	0	1.05	0	0	0	0	-1.21	0.16	0	0	16917.4	0
360	61	24	1998	0.51	0	0.84	0	0	0	0	-0.49	0.16	0	0	16918.3	0
360	62	24	1998	0.51	0	0.72	0	0	0	0	-0.37	0.16	0	0	16919	0
360	63	24	1998	1.27	0	1.31	0	0	0	0	-0.2	0.16	0	0	16920.3	0
360	64	24	1998	1.52	0	1.36	0	0	0	0	0	0.16	0	0	16921.7	0
360	65	24	1998	0	0	1.28	0	0	0	0	-1.44	0.16	0	0	16922.9	0
360	66	24	1998	0	0	2.03	0	0	0	0	-2.19	0.16	0	0	16925	0
360	67	24	1998	12.45	0	1.8	0	0	0	0	10.48	0.16	0	0	16926.8	0
360	68	24	1998	11.18	0	2	0	0	0	0	9.01	0.16	0	0	16928.8	0
360	69	24	1998	3.81	0	3.03	0	0	0	0	-2.68	0.16	3.16	0.14	16931.8	0
360	70	24	1998	0.51	0	1.14	0	0	0.77	0	-1.42	0.16	0	0	16932.9	0
360	71	24	1998	1.27	0	0.5	0	0	1.27	0	-0.67	0.16	0	0	16933.4	0
360	72	24	1998	0	0	0.27	0	0	0.07	0	-0.5	0.16	0	0	16933.7	0
360	73	24	1998	2.03	0	0.56	0	0	1.45	0	-0.31	0.16	0.16	0	16934.3	0
360	74	24	1998	0.25	0	0.28	0	0	0.23	0	-0.42	0.16	0	0	16934.5	0
360	75	24	1998	0	0	0.19	0	0	0.15	0	-0.5	0.16	0	0	16934.7	0
360	76	24	1998	0	0	0.19	0	0	-0.81	0	-0.45	0.17	0.91	0	16934.9	0
360	77	24	1998	4.57	0	0.03	0	0	-3.12	0	-0.13	0.17	7.22	0.41	16934.9	0
360	78	24	1998	3.05	0	0.02	0	0	0	0	-0.15	0.17	3.42	0	16935	0
360	79	24	1998	0.25	0	0.79	0	0	0	0	-0.7	0.17	0	0	16935.7	0
360	80	24	1998	24.64	0	0.18	0	0	24.11	0	0.18	0.17	0	0	16935.9	0
360	81	24	1998	3.56	0	0.16	0	0	3.29	0	-0.06	0.17	0	0	16936.1	0
360	82	24	1998	0.51	0	0.43	0	0	0.06	0	-0.14	0.17	0	0	16936.5	0
360	83	24	1998	0	0	0.3	0	0	-0.78	0	0.32	0.17	0	0	16936.8	0
360	84	24	1998	0	0	0.17	0	0	-3.35	0	3.01	0.17	0	0	16937	0
360	85	24	1998	0	0	-0.23	0	0	-23.33	0	12.32	0.17	11.08	0	16936.7	0
360	86	24	1998	0	0	2.72	0	0	0	0	-2.88	0.17	0	0	16939.5	-0.01
360	87	24	1998	2.79	0	4.04	0	0	0	0	-1.41	0.17	0	0	16943.5	0
360	88	24	1998	0	0	3.54	0	0	0	0	-3.71	0.17	0	0	16947	0
360	89	24	1998	0	0	4.7	0	0	0	0	-4.87	0.17	0	0	16951.7	0
360	90	24	1998	0	0	5.19	0	0	0	0	-5.36	0.17	0	0	16956.9	0
360	91	24	1998	17.53	0	1.46	0	0	0	0	15.9	0.17	0	0	16958.4	0
360	92	24	1998	0.76	0	3.1	0.01	0	0	0	-2.51	0.17	0	0	16961.5	0
360	93	24	1998	1.52	0	3.19	0.01	0	0	0	-1.82	0.17	0	0	16964.7	-0.02
360	94	24	1998	0	0	2.84	0.02	0	0	0	-2.99	0.17	0	0	16967.5	-0.02
360	95	24	1998	0	0	5	0.07	0	0	0	-5.18	0.17	0	0	16972.5	0.01
360	96	24	1998	0	0	5.24	0.13	0	0	0	-5.42	0.17	0	0	16977.8	0.01
360	97	24	1998	0	0	4.34	0.19	0	0	0	-4.52	0.17	0	0	16982.1	0.01
360	98	24	1998	4.32	0	1.74	0.03	0	0	0	2.41	0.17	0	0	16983.8	-0.01
360	99	24	1998	1.02	0	1.45	0.07	0	0	0	-0.6	0.17	0	0	16985.3	-0.01
360	100	24	1998	0	0	4.88	0.27	0	0	0	-5.06	0.17	0	0	16990.2	0.01
360	101	24	1998	0	0	3.64	0.34	0	0	0	-3.82	0.17	0	0	16993.8	0
360	102	24	1998	0	0	3.68	0.45	0	0	0	-3.85	0.17	0	0	16997.5	0
360	103	24	1998	0	0	3.89	0.64	0	0	0	-4.06	0.17	0	0	17001.4	0
360	104	24	1998	0	0	4.31	0.78	0	0	0	-4.47	0.17	0	0	17005.7	-0.01
360	105	24	1998	1.02	0	0.84	0.11	0	0	0	0.01	0.17	0	0	17006.6	-0.01
360	106	24	1998	1.27	0	1.65	0.29	0	0	0	-0.54	0.17	0	0	17008.2	-0.01
360	107	24	1998	4.57	0	2.45	0.35	0	0	0	1.97	0.17	0	0	17010.6	-0.01
360	108	24	1998	0	0	5.14	0.87	0	0	0	-5.3	0.18	0	0	17015.8	-0.01
360	109	24	1998	13.72	0	1.6	0.13	0	0	0	11.95	0.18	0	0	17017.4	-0.01
360	110	24	1998	3.3	0	3.61	0.49	0	0	0	-0.47	0.18	0	0	17021	-0.02
360	111	24	1998	0	0	4.58	1.07	0	0	0	-4.74	0.18	0	0	17025.6	-0.01
360	112	24	1998	0	0	4.07	1.13	0	0	0	-4.23	0.18	0	0	17029.6	-0.02
360	113	24	1998	0	0	3.27	1.09	0	0	0	-3.44	0.18	0	0	17032.9	-0.01
360	114	24	1998	1.02	0	4.74	1.19	0	0	0	-3.88	0.18	0	0	17037.7	-0.02
360	115	24	1998	3.05	0	4.67	0.6	0	0	0	-1.78	0.18	0	0	17042.3	-0.02
360	116	24	1998	0	0	2.24	0.62	0	0	0	-2.4	0.18	0	0	17044.6	-0.02
360	117	24	1998	0	0	3.65	0.74	0	0	0	-3.82	0.18	0	0	17048.2	-0.02
360	118	24	1998	0	0	4.1	1.17	0	0	0	-4.28	0.18	0	0	17052.3	0
360	119	24	1998	0	0	3.61	1.75	0	0	0	-3.79	0.18	0	0	17055.9	0
360	120	24	1998	0	0	2.96	2.5	0	0	0	-3.14	0.18	0	0	17058.9	0
360	121	24	1998	1.27	0	1.71	1.19	0	0	0	-0.6	0.18	0	0	17060.6	-0.01
360	122	24	1998	1.78	0	1.76	0.63	0	0	0	-0.15	0.18	0	0	17062.4	-0.01
360	123	24	1998	1.02	0	1.64	0.73	0	0	0	-0.79	0.18	0	0	17064	-0.02
360	124	24	1998	3.56	0	1.81	0.28	0	0	0	1.58	0.18	0	0	17065.8	-0.03
360	125	24	1998	0.51	0	2.96	1.39	0	0	0	-2.6	0.18	0	0	17068.8	-0.04
360	126	24	1998	0.25	0	3.24	1.66	0	0	0	-3.15	0.19	0	0	17072	-0.02
360	127	24	1998	0	0	4.06	2.7	0	0	0	-4.22	0.19	0	0	17076.1	-0.03
360	128	24	1998	0	0	1.67	1.83	0	0	0	-1.85	0.19	0	0	17077.7	-0.01
360	129	24	1998	3.56	0	2.29	0.64	0	0	0	1.07	0.19	0	0	17080	0
360	130	24	1998	18.29	0.21	1.56	0.08	0	0	0	16.35	0.19	0	0	17081.6	-0.02
360	131	24	1998	15.24	0	2.68	0.36	0	0	0	12.6	0.19	0	0	17084.3	-0.02
360	132	24	1998	0	0	4.92	2.16	0	0	0	-5.06	0.19	0	0	17089.2	-0.05
360	133	24	1998	0	0	5.52	2.72	0	0	0	-5.7	0.19	0	0	17094.7	-0.01
360	134	24	1998	0	0	5.24	2.79	0	0	0	-5.4	0.19	0	0	17100	-0.03
360	135	24	1998	0	0	5.11	2.75	0	0	0	-5.29	0.19	0	0	17105.1	-0.02
360	136	24	1998	0	0	5.56	3.12	0	0	0	-5.72	0.19	0	0	17110.6	-0.03
360	137	24	1998	0.25	0	6.84	3.74	0	0	0	-6.74	0.19	0	0	17117.5	-0.03
360	138	24	1998	0	0	4.36	3.51	0	0	0	-4.52	0.19	0	0	17121.8	-0.03
360	139	24	1998	0	0	3.47	3.49	0	0	0	-3.67	0.19	0	0	17125.3	0
360	140	24	1998	0	0	3.33	3.07	0	0	0	-3.51	0.2	0	0	17128.6	-0.02
360	141	24	1998	0	0	0.59	0.7	0	0	0	-0.76	0.2	0	0	17129.2	-0.03
360	142	24	1998	0	0	0.86	0.65	0	0	0	-1.04	0.2	0	0	17130.1	-0.02
360	143	24	1998	0	0	1.06	0.78	0	0	0	-1.24	0.2	0	0	17131.1	-0.02
360	144	24	1998	0	0	0.93	0.76	0	0	0	-1.11	0.2	0	0	17132.1	-0.01
360	145	24	1998	0	0	0.39	0.56	0	0	0	-0.58	0.2	0	0	17132.5	-0.01
360	146	24	1998	0	0	0.42	0.51	0	0	0	-0.61	0.2	0	0	17132.9	-0.01
360	147	24	1998	0	0	0.74	0.53	0	0	0	-0.92	0.2	0	0	17133.6	-0.03
360	148	24	1998	0	0	0.59	0.54	0	0	0	-0.78	0.2	0	0	17134.2	-0.01

Attachment D-1
Honeywell
Wastebeds 9-15 SWSR Pre-Design Investigation
SHAW Output Data

RUN	DAY	HR	YR	PRECIP	precip INTRCP	ET	TRANSP	CANOPY chg in storage	SNOW chg in storage	RESIDUE chg in storage	SOIL chg in storage	PERC	RUNOFF	PONDED	Etcum	ERROR
360	149	24	1998	5.33	0	3.4	0.37	0	0	0	1.75	0.2	0	0	17137.6	-0.02
360	150	24	1998	0	0	2.62	0.47	0	0	0	-2.79	0.2	0	0	17140.2	-0.03
360	151	24	1998	9.14	0	3.84	1.81	0	0	0	5.13	0.2	0	0	17144.1	-0.03
360	152	24	1998	0	0	2.79	0.69	0	0	0	-2.95	0.2	0	0	17146.9	-0.04
360	153	24	1998	2.29	0	2.36	0.27	0	0	0	-0.25	0.2	0	0	17149.2	-0.02
360	154	24	1998	0	0	2.64	0.41	0	0	0	-2.81	0.21	0	0	17151.9	-0.04
360	155	24	1998	0	0	1.55	0.43	0	0	0	-1.73	0.21	0	0	17153.4	-0.02
360	156	24	1998	0	0	0.58	0.45	0	0	0	-0.77	0.21	0	0	17154	-0.01
360	157	24	1998	0	0	0.51	0.46	0	0	0	-0.71	0.21	0	0	17154.5	-0.01
360	158	24	1998	0	0	0.13	0.42	0	0	0	-0.34	0.21	0	0	17154.6	-0.01
360	159	24	1998	0.25	0	0.65	0.43	0	0	0	-0.6	0.21	0	0	17155.3	-0.01
360	160	24	1998	0	0	1.04	0.54	0	0	0	-1.22	0.21	0	0	17156.3	-0.03
360	161	24	1998	0	0	0.46	0.5	0	0	0	-0.66	0.21	0	0	17156.8	-0.01
360	162	24	1998	0.25	0	0	0.36	0	0	0	0.04	0.21	0	0	17156.8	0
360	163	24	1998	13.72	0	3.35	1.05	0	0	0	10.17	0.21	0	0	17160.1	-0.01
360	164	24	1998	4.57	0	4.33	1.37	0	0	0	0.03	0.21	0	0	17164.4	0
360	165	24	1998	5.59	0.59	2.33	0.17	0	0	0	2.48	0.21	0	0	17166.8	-0.02
360	166	24	1998	0.25	0	4.55	2.58	0	0	0	-3.9	0.21	0	0	17171.3	-0.02
360	167	24	1998	5.59	0	5	1.9	0	0	0	0.38	0.21	0	0	17176.3	-0.01
360	168	24	1998	32	0	3.34	0.54	0	0	0	28.49	0.21	0	0	17179.7	-0.04
360	169	24	1998	2.03	0	5.07	2.51	0	0	0	-3.22	0.22	0	0	17184.7	-0.03
360	170	24	1998	0	0	5.61	4.26	0	0	0	-5.8	0.22	0	0	17190.3	-0.03
360	171	24	1998	0	0	6.15	4.39	0	0	0	-6.32	0.22	0	0	17196.5	-0.05
360	172	24	1998	0	0	5.95	4.54	0	0	0	-6.14	0.22	0	0	17202.4	-0.03
360	173	24	1998	0	0	4.87	3.68	0	0	0	-5.05	0.22	0	0	17207.3	-0.04
360	174	24	1998	2.54	0	3.37	1.09	0	0	0	-1.02	0.22	0	0	17210.7	-0.03
360	175	24	1998	0	0	5.77	4.25	0	0	0	-5.94	0.22	0	0	17216.4	-0.05
360	176	24	1998	5.33	0	5.11	1.82	0	0	0	0.04	0.22	0	0	17221.6	-0.03
360	177	24	1998	23.88	0	5.49	2.33	0	0	0	18.21	0.22	0	0	17227	-0.04
360	178	24	1998	2.54	0	5.54	2.47	0	0	0	-3.18	0.22	0	0	17232.6	-0.04
360	179	24	1998	5.59	0	6.15	2.76	0	0	0	-0.75	0.22	0	0	17238.7	-0.03
360	180	24	1998	6.6	0	5.95	2.31	0	0	0	0.48	0.22	0	0	17244.7	-0.05
360	181	24	1998	4.32	0	4.57	1.07	0	0	0	-0.42	0.22	0	0	17249.3	-0.05
360	182	24	1998	1.27	0	2.98	1.1	0	0	0	-1.91	0.22	0	0	17252.2	-0.03
360	183	24	1998	0	0	5.95	4.59	0	0	0	-6.14	0.22	0	0	17258.2	-0.03
360	184	24	1998	0	0	6.16	4.7	0	0	0	-6.35	0.22	0	0	17264.3	-0.03
360	185	24	1998	23.88	1.39	1.61	0.13	0	0	0	20.65	0.22	0	0	17266	0
360	186	24	1998	0	0	5.9	3.23	0	0	0	-4.7	0.22	0	0	17271.9	-0.03
360	187	24	1998	0	0	4.95	4.02	0	0	0	-5.12	0.22	0	0	17276.8	-0.05
360	188	24	1998	9.4	1.17	1.89	0.17	0	0	0	6.1	0.22	0	0	17278.7	0.01
360	189	24	1998	12.19	1.1	2.12	0	0	0	0	9.92	0.23	0	0	17280.8	0
360	190	24	1998	0	0	5	3.18	0	0	0	-4.09	0.23	0	0	17285.8	-0.04
360	191	24	1998	7.37	0	7.12	2.68	0	0	0	0.07	0.23	0	0	17292.9	-0.05
360	192	24	1998	0	0	7.11	5.35	0	0	0	-7.3	0.23	0	0	17300	-0.04
360	193	24	1998	0	0	6.84	5.47	0	0	0	-7.05	0.23	0	0	17306.9	-0.02
360	194	24	1998	0	0	6.12	5.13	0	0	0	-6.33	0.23	0	0	17313	-0.02
360	195	24	1998	0	0	5.18	4.42	0	0	0	-5.4	0.23	0	0	17318.2	-0.01
360	196	24	1998	0	0	4.82	3.68	0	0	0	-5.01	0.23	0	0	17323	-0.05
360	197	24	1998	1.27	0	3.47	1.24	0	0	0	-2.4	0.23	0	0	17326.5	-0.03
360	198	24	1998	0	0	1.82	0.68	0	0	0	-1.98	0.23	0	0	17328.3	-0.06
360	199	24	1998	0	0	1.84	0.65	0	0	0	-1.99	0.23	0	0	17330.1	-0.07
360	200	24	1998	0	0	1.02	0.63	0	0	0	-1.19	0.23	0	0	17331.2	-0.05
360	201	24	1998	7.11	0	4.28	0.62	0	0	0	2.58	0.23	0	0	17335.4	0.03
360	202	24	1998	0	0	1.54	0.51	0	0	0	-1.74	0.23	0	0	17337	-0.03
360	203	24	1998	9.65	0	6.2	2.22	0	0	0	3.28	0.23	0	0	17343.2	-0.05
360	204	24	1998	12.19	0	5.52	1.82	0	0	0	6.49	0.23	0	0	17348.7	-0.05
360	205	24	1998	0	0	6.41	4.64	0	0	0	-6.56	0.23	0	0	17355.1	-0.08
360	206	24	1998	0	0	3.36	1.91	0	0	0	-3.56	0.23	0	0	17358.5	-0.03
360	207	24	1998	0	0	1.89	0.72	0	0	0	-2.09	0.23	0	0	17360.3	-0.03
360	208	24	1998	0	0	1.66	0.58	0	0	0	-1.85	0.23	0	0	17362	-0.03
360	209	24	1998	0	0	1.17	0.59	0	0	0	-1.39	0.23	0	0	17363.2	-0.01
360	210	24	1998	7.87	0	4.89	0.97	0	0	0	2.75	0.23	0	0	17368.1	0.01
360	211	24	1998	0	0	0.91	0.32	0	0	0	-1.15	0.23	0	0	17369	0.01
360	212	24	1998	0	0	2.02	0.44	0	0	0	-2.2	0.23	0	0	17371	-0.05
360	213	24	1998	0	0	1.54	0.46	0	0	0	-1.73	0.23	0	0	17372.5	-0.04
360	214	24	1998	0	0	0.87	0.47	0	0	0	-1.06	0.23	0	0	17373.4	-0.03
360	215	24	1998	0	0	0.53	0.43	0	0	0	-0.73	0.23	0	0	17373.9	-0.03
360	216	24	1998	0	0	0.48	0.48	0	0	0	-0.7	0.23	0	0	17374.4	-0.02
360	217	24	1998	0	0	0.02	0.42	0	0	0	-0.25	0.23	0	0	17374.4	0
360	218	24	1998	1.02	0	0.8	0.31	0	0	0	-0.04	0.23	0	0	17375.2	0.02
360	219	24	1998	0.25	0	0.98	0.4	0	0	0	-0.93	0.23	0	0	17376.2	-0.03
360	220	24	1998	0	0	1.06	0.46	0	0	0	-1.24	0.23	0	0	17377.3	-0.05
360	221	24	1998	0	0	0.44	0.45	0	0	0	-0.66	0.23	0	0	17377.7	-0.01
360	222	24	1998	27.69	0	3.23	0.38	0	0	0	24.26	0.23	0	0	17380.9	-0.04
360	223	24	1998	1.27	0	4.93	2.78	0	0	0	-3.84	0.23	0	0	17385.9	-0.04
360	224	24	1998	0	0	5.98	4.13	0	0	0	-6.14	0.23	0	0	17391.8	-0.07
360	225	24	1998	0	0	5.29	3.93	0	0	0	-5.46	0.23	0	0	17397.1	-0.06
360	226	24	1998	0	0	3.71	2.78	0	0	0	-3.9	0.23	0	0	17400.8	-0.05
360	227	24	1998	0	0	2.91	1.54	0	0	0	-3.1	0.23	0	0	17403.8	-0.03
360	228	24	1998	0	0	2.1	0.75	0	0	0	-2.29	0.23	0	0	17405.8	-0.03
360	229	24	1998	0	0	0.98	0.44	0	0	0	-1.19	0.23	0	0	17406.8	-0.02
360	230	24	1998	10.67	0.06	2.98	0.06	0	0	0	7.43	0.23	0	0	17409.8	-0.03
360	231	24	1998	0	0	4.76	2.87	0	0	0	-4.9	0.23	0	0	17414.6	-0.03
360	232	24	1998	0	0	1.72	0.51	0	0	0	-1.93	0.23	0	0	17416.3	-0.02
360	233	24	1998	0.25	0	1.22	0.32	0	0	0	-1.19	0.23	0	0	17417.5	-0.01
360	234	24	1998	0	0	1.19	0.34	0	0	0	-1.38	0.23	0	0	17418.7	-0.04
360	235	24	1998	0	0	0.44	0.23	0	0	0	-0.65	0.23	0	0	17419.2	-0.02
360	236	24	1998	45.47	0	4.85	1.96	0	0	0	40.4	0.23	0	0	17424	-0.01
360	237	24	1998	31.75	0.09	2.82	0.16	0	0	0	28.63	0.23	0	0	17426.8	-0.01
360	238	24	1998	0	0	4.28	3.18	0	0	0	-4.39	0.23	0	0	17431.1	-0.03
360	239	24	1998	0	0	4.43	3.49	0	0	0	-4.61	0.23	0	0	17435.5	-0.05
360	240	24	1998	0	0	5.02	3.72	0	0	0	-5.19	0.23	0	0	17440.5	-0.05
360	241	24	1998	2.79	0	3.4	0.8	0	0	0	-0.83	0.23	0	0	17443.9	-0.01
360	242	24	1998	0	0	5.48	3.84	0	0	0	-5.65	0.23	0	0	17449.4	-0.06
360	243	24	1998	0	0	4.61	3.26	0	0	0	-4.81	0.23	0	0	17454	-0.03
360	244	24	1998	0	0	4.06	2.94	0	0	0	-4.26	0.23	0	0	17458.1	-0.03
360	245	24	1998	4.06	0	3.2	0.34	0	0	0	0.64	0.23	0	0	17461.3	-0.01
360	246	24	1998	0	0	3.19	2.33	0	0	0	-3.35	0.23	0	0	17464.5	-0.06
360	247	24	1998	0	0	3.68	2.65	0	0	0	-3.87	0.23	0	0	17468.2	-0.04
360	248	24	1998	0	0	4.51	3.09	0	0	0	-4.68	0.23	0	0	17472.7	-0.05
360	249	24	1998	0	0	5.07	4.05	0	0	0	-5.28	0.23	0	0	17477.7	-0.02
360	250	24	1998	26.67	0	2.76	0.1	0	0	0	23.72	0.22	0	0	17480.5	-0.03
360	251	24	1998	9.14	0	3.4	0.35	0	0	0	5.55	0.22	0	0	17483.9	-0.04

Attachment D-1
Honeywell
Wastebeds 9-15 SWSR Pre-Design Investigation
SHAW Output Data

RUN	DAY	HR	YR	PRECIP	precip INTRCP	ET	TRANSP	CANOPY chg in storage	SNOW chg in storage	RESIDUE chg in storage	SOIL chg in storage	PERC	RUNOFF	PONDED	Etcum	ERROR
360	252	24	1998	10.67	0	3.81	0.87	0	0	0	6.64	0.22	0	0	17487.7	-0.01
360	253	24	1998	0	0	3.83	2.42	0	0	0	-4.01	0.22	0	0	17491.5	-0.04
360	254	24	1998	0	0	4.22	3.23	0	0	0	-4.43	0.22	0	0	17495.8	-0.01
360	255	24	1998	0	0	3.39	2.52	0	0	0	-3.59	0.22	0	0	17499.2	-0.03
360	256	24	1998	0	0	3.47	2.41	0	0	0	-3.64	0.22	0	0	17502.6	-0.05
360	257	24	1998	0	0	2.81	2.15	0	0	0	-3	0.22	0	0	17505.4	-0.03
360	258	24	1998	2.03	0	2.12	0.63	0	0	0	-0.26	0.22	0	0	17507.6	-0.04
360	259	24	1998	4.32	0	3.53	0.63	0	0	0	0.64	0.22	0	0	17511.1	-0.07
360	260	24	1998	0	0	3.43	2.25	0	0	0	-3.59	0.22	0	0	17514.5	-0.06
360	261	24	1998	0	0	3.48	2.35	0	0	0	-3.66	0.22	0	0	17518	-0.04
360	262	24	1998	0	0	3.47	2.25	0	0	0	-3.63	0.22	0	0	17521.5	-0.06
360	263	24	1998	0	0	2.87	2.05	0	0	0	-3.06	0.22	0	0	17524.3	-0.03
360	264	24	1998	3.05	0	2.98	0.8	0	0	0	-0.09	0.22	0	0	17527.3	-0.06
360	265	24	1998	0	0	2.77	1.31	0	0	0	-2.95	0.22	0	0	17530.1	-0.04
360	266	24	1998	0	0	3.98	1.93	0	0	0	-4.18	0.22	0	0	17534.1	-0.02
360	267	24	1998	0	0	2.52	1.5	0	0	0	-2.72	0.22	0	0	17536.6	-0.02
360	268	24	1998	0	0	2.07	1.45	0	0	0	-2.25	0.22	0	0	17538.6	-0.03
360	269	24	1998	0.76	0	2.23	1.36	0	0	0	-1.64	0.22	0	0	17540.9	-0.04
360	270	24	1998	0	0	1.65	1.21	0	0	0	-1.84	0.22	0	0	17542.5	-0.02
360	271	24	1998	0	0	3.66	1.62	0	0	0	-3.8	0.22	0	0	17546.2	-0.08
360	272	24	1998	0	0	2.97	1.71	0	0	0	-3.14	0.22	0	0	17549.1	-0.04
360	273	24	1998	0.51	0	1.5	0.89	0	0	0	-1.21	0.22	0	0	17550.6	0
360	274	24	1998	4.83	0	4.16	1.12	0	0	0	0.51	0.22	0	0	17554.8	-0.06
360	275	24	1998	6.35	0	2.02	0.1	0	0	0	4.14	0.22	0	0	17556.8	-0.03
360	276	24	1998	0	0	1.34	0.63	0	0	0	-1.54	0.22	0	0	17558.2	-0.01
360	277	24	1998	0	0	2.33	1.18	0	0	0	-2.53	0.22	0	0	17560.5	-0.02
360	278	24	1998	0	0	2.4	1.19	0	0	0	-2.59	0.22	0	0	17562.9	-0.03
360	279	24	1998	0	0	2.58	1.14	0	0	0	-2.75	0.21	0	0	17565.5	-0.04
360	280	24	1998	1.02	0	1.99	0.77	0	0	0	-1.15	0.21	0	0	17567.5	-0.04
360	281	24	1998	20.07	0.47	0.56	0.02	0	0	0	18.83	0.21	0	0	17568	-0.01
360	282	24	1998	0	0	1.05	0.1	0	0	0	-0.75	0.21	0	0	17569.1	-0.04
360	283	24	1998	1.52	0	1.47	0.24	0	0	0	-0.14	0.21	0	0	17570.5	-0.02
360	284	24	1998	0	0	1.17	0.43	0	0	0	-1.35	0.21	0	0	17571.7	-0.03
360	285	24	1998	0	0	2.05	0.84	0	0	0	-2.22	0.21	0	0	17573.8	-0.03
360	286	24	1998	9.4	0	2.91	0.6	0	0	0	6.33	0.21	0	0	17576.7	-0.06
360	287	24	1998	4.57	0	2.1	0.24	0	0	0	2.32	0.21	0	0	17578.8	-0.06
360	288	24	1998	0.51	0	1.93	0.3	0	0	0	-1.58	0.21	0	0	17580.7	-0.05
360	289	24	1998	0	0	1.67	0.57	0	0	0	-1.86	0.21	0	0	17582.4	-0.03
360	290	24	1998	0	0	1.12	0.37	0	0	0	-1.29	0.21	0	0	17583.5	-0.04
360	291	24	1998	2.29	0	2.68	0.69	0	0	0	-0.58	0.21	0	0	17586.2	-0.03
360	292	24	1998	0	0	2.52	0.41	0	0	0	-2.68	0.21	0	0	17588.7	-0.05
360	293	24	1998	0	0	3.23	0.43	0	0	0	-3.4	0.21	0	0	17591.9	-0.04
360	294	24	1998	4.83	0	1.9	0.11	0	0	0	2.76	0.21	0	0	17593.8	-0.05
360	295	24	1998	3.3	0	1.63	0.07	0	0	0	1.5	0.21	0	0	17595.5	-0.04
360	296	24	1998	0	0	3	0.38	0	0	0	-3.2	0.21	0	0	17598.5	-0.01
360	297	24	1998	0	0	4.01	0.41	0	0	0	-4.21	0.21	0	0	17602.5	-0.01
360	298	24	1998	0	0	2.03	0.24	0	0	0	-2.23	0.21	0	0	17604.5	-0.01
360	299	24	1998	0	0	1.44	0.17	0	0	0	-1.63	0.21	0	0	17605.9	-0.02
360	300	24	1998	0	0	1.69	0.24	0	0	0	-1.9	0.21	0	0	17607.6	0
360	301	24	1998	5.59	0	0.93	0.05	0	0	0	4.46	0.21	0	0	17608.6	-0.01
360	302	24	1998	0	0	2.7	0.05	0	0	0	-2.91	0.2	0	0	17611.3	0
360	303	24	1998	0	0	1.65	0.03	0	0	0	-1.86	0.2	0	0	17612.9	0
360	304	24	1998	0	0	0.65	0.02	0	0	0	-0.86	0.2	0	0	17613.6	0
360	305	24	1998	0.25	0	0.29	0	0	0	0	-0.24	0.2	0	0	17613.9	0
360	306	24	1998	1.02	0	0.86	0	0	0	0	-0.05	0.2	0	0	17614.7	0
360	307	24	1998	0	0	0.86	0	0	0	0	-1.06	0.2	0	0	17615.6	0
360	308	24	1998	0.25	0	0.17	0	0	0	0	-0.12	0.2	0	0	17615.8	0
360	309	24	1998	0	0	-0.05	0	0	0	0	-0.15	0.2	0	0	17615.7	0
360	310	24	1998	0.25	0	0.17	0	0	0	0	-0.12	0.2	0	0	17615.9	0
360	311	24	1998	5.59	0	0.22	0	0	0	0	5.16	0.2	0	0	17616.1	0
360	312	24	1998	0	0	0.55	0	0	0	0	-0.75	0.2	0	0	17616.7	0
360	313	24	1998	0	0	0.75	0	0	0	0	-0.95	0.2	0	0	17617.4	0
360	314	24	1998	6.6	0	1.64	0	0	0	0	4.76	0.2	0	0	17619	0
360	315	24	1998	6.6	0	3.5	0	0	0	0	2.9	0.2	0	0	17622.6	0
360	316	24	1998	0	0	5.05	0	0	0	0	-5.25	0.2	0	0	17627.6	0
360	317	24	1998	0.25	0	1.37	0	0	0	0	-1.31	0.2	0	0	17629	0
360	318	24	1998	0	0	0.91	0	0	0	0	-1.11	0.2	0	0	17629.9	0
360	319	24	1998	1.78	0	2.52	0	0	0	0	-0.94	0.2	0	0	17632.4	0
360	320	24	1998	6.35	0	1.17	0	0	0	0	4.98	0.2	0	0	17633.6	0
360	321	24	1998	0.51	0	0.73	0	0	0	0	-0.42	0.2	0	0	17634.3	0
360	322	24	1998	0	0	1.05	0	0	0	0	-1.25	0.2	0	0	17635.4	0
360	323	24	1998	0	0	1.25	0	0	0	0	-1.44	0.2	0	0	17636.6	0
360	324	24	1998	5.59	0	0.46	0	0	0	0	4.93	0.19	0	0	17637.1	0
360	325	24	1998	0.25	0	2.09	0	0	0	0	-2.03	0.19	0	0	17639.2	0
360	326	24	1998	0	0	1.61	0	0	0	0	-1.81	0.19	0	0	17640.8	0
360	327	24	1998	0	0	4.39	0	0	0	0	-4.59	0.19	0	0	17645.2	0
360	328	24	1998	0.25	0	2.41	0	0	0	0	-2.35	0.19	0	0	17647.6	0
360	329	24	1998	0.25	0	1.01	0	0	0	0	-0.95	0.19	0	0	17648.6	0
360	330	24	1998	9.65	0	0.43	0	0	0	0	9.03	0.19	0	0	17649	0
360	331	24	1998	6.86	0	1.22	0	0	0	0	5.44	0.19	0	0	17650.2	0
360	332	24	1998	0	0	1.06	0	0	0	0	-1.25	0.19	0	0	17651.3	0
360	333	24	1998	0	0	0.47	0	0	0	0	-0.66	0.19	0	0	17651.8	0
360	334	24	1998	0	0	2.1	0	0	0	0	-2.29	0.19	0	0	17653.9	0
360	335	24	1998	2.29	0	3.87	0	0	0	0	-1.77	0.19	0	0	17657.7	0
360	336	24	1998	0	0	2.71	0	0	0	0	-2.9	0.19	0	0	17660.5	0
360	337	24	1998	0	0	0.84	0	0	0	0	-1.03	0.19	0	0	17661.3	0
360	338	24	1998	0	0	1.4	0	0	0	0	-1.59	0.19	0	0	17662.7	0
360	339	24	1998	0	0	0.65	0	0	0	0	-0.83	0.19	0	0	17663.3	0
360	340	24	1998	0	0	0.43	0	0	0	0	-0.62	0.19	0	0	17663.8	0
360	341	24	1998	0	0	1.68	0	0	0	0	-1.87	0.19	0	0	17665.5	0
360	342	24	1998	3.3	0	0.61	0	0	0	0	2.51	0.19	0	0	17666.1	0
360	343	24	1998	0	0	1.33	0	0	0	0	-1.51	0.19	0	0	17667.4	0
360	344	24	1998	0	0	1.43	0	0	0	0	-1.61	0.19	0	0	17668.8	0
360	345	24	1998	3.81	0	0.46	0	0	0	0	3.16	0.19	0	0	17669.3	0
360	346	24	1998	0	0	1.66	0	0	0	0	-1.85	0.18	0	0	17670.9	0
360	347	24	1998	0	0	1.17	0	0	0	0	-1.36	0.18	0	0	17672.1	0
360	348	24	1998	0	0	1	0	0	0	0	-1.19	0.18	0	0	17673.1	0
360	349	24	1998	0	0	0.91	0	0	0	0	-1.09	0.18	0	0	17674	0
360	350	24	1998	0.76	0	0.19	0	0	0	0	0.39	0.18	0	0	17674.2	0
360	351	24	1998	5.33	0	0.01	0	0	4.87	0	0.28	0.18	0	0	17674.2	0
360	352	24	1998	0	0	0.06	0	0	0.14	0	-0.38	0.18	0	0	17674.3	0
360	353	24	1998	2.29	0	0.05	0	0	-3.21	0	5.26	0.18	0	0	17674.3	0
360	354	24	1998	1.52	0	0.03	0	0	-1.8	0	3.12	0.18	0	0	17674.4	0

Attachment D-1
Honeywell
Wastebeds 9-15 SWSR Pre-Design Investigation
SHAW Output Data

RUN	DAY	HR	YR	PRECIP	precip INTRCP	ET	TRANSP	CANOPY chg in storage	SNOW chg in storage	RESIDUE chg in storage	SOIL chg in storage	PERC	RUNOFF	PONDED	Etcum	ERROR
360	355	24	1998	7.37	0	0.58	0	0	0	0	6.6	0.18	0	0	17674.9	0
360	356	24	1998	9.91	0	1.55	0	0	0.88	0	7.3	0.18	0	0	17676.5	0
360	357	24	1998	0	0	0.68	0	0	0.14	0	-1.01	0.18	0	0	17677.2	0
360	358	24	1998	0	0	0.55	0	0	-0.02	0	-0.71	0.18	0	0	17677.7	0
360	359	24	1998	0	0	0.33	0	0	0.01	0	-0.52	0.18	0	0	17678.1	0
360	360	24	1998	0	0	0.46	0	0	-0.24	0	-0.4	0.18	0	0	17678.5	0
360	361	24	1998	0	0	0.28	0	0	-0.1	0	-0.36	0.18	0	0	17678.8	0
360	362	24	1998	0	0	0.01	0	0	0.13	0	-0.31	0.18	0	0	17678.8	0
360	363	24	1998	3.3	0	0.04	0	0	3.37	0	-0.29	0.18	0	0	17678.8	0
360	364	24	1998	3.56	0	0.55	0	0	3.12	0	-0.29	0.18	0	0	17679.4	0
360	365	24	1998	0.76	0	-0.01	0	0	0.9	0	-0.3	0.18	0	0	17679.4	0
360	1	24	1999	3.56	0	0.19	0	0	3.46	0	-0.27	0.18	0	0	17679.6	0
360	2	24	1999	2.79	0	0	0	0	2.86	0	-0.24	0.18	0	0	17679.6	0
360	3	24	1999	10.92	0	0.07	0	0	10.88	0	-0.2	0.18	0	0	17679.6	0
360	4	24	1999	1.27	0	0.44	0	0	0.86	0	-0.2	0.18	0	0	17680.1	0
360	5	24	1999	2.54	0	-0.08	0	0	2.66	0	-0.22	0.17	0	0	17680	0
360	6	24	1999	0.51	0	0.2	0	0	0.36	0	-0.22	0.17	0	0	17680.2	0
360	7	24	1999	1.02	0	0.37	0	0	0.69	0	-0.22	0.17	0	0	17680.6	0
360	8	24	1999	10.16	0	0.04	0	0	10.17	0	-0.23	0.17	0	0	17680.6	0
360	9	24	1999	8.89	0	-0.05	0	0	8.97	0	-0.2	0.17	0	0	17680.5	0
360	10	24	1999	0	0	-0.07	0	0	0.1	0	-0.2	0.17	0	0	17680.5	0
360	11	24	1999	1.78	0	0.24	0	0	1.58	0	-0.21	0.17	0	0	17680.7	0
360	12	24	1999	7.87	0	-0.01	0	0	7.91	0	-0.21	0.17	0	0	17680.7	0
360	13	24	1999	5.08	0	0.02	0	0	5.1	0	-0.21	0.17	0	0	17680.7	0
360	14	24	1999	14.22	0	0.1	0	0	14.16	0	-0.21	0.17	0	0	17680.8	0
360	15	24	1999	35.81	0	0.05	0	0	35.8	0	-0.2	0.17	0	0	17680.9	0
360	16	24	1999	0	0	0.17	0	0	-0.14	0	-0.2	0.17	0	0	17681	0
360	17	24	1999	0	0	-0.09	0	0	0.11	0	-0.19	0.17	0	0	17680.9	0
360	18	24	1999	12.45	0	0.07	0	0	1.39	0	5.25	0.17	5.57	0	17681	0
360	19	24	1999	0.76	0	0.81	0	0	-3.95	0	2.53	0.17	1.2	0	17681.8	0
360	20	24	1999	0	0	0.01	0	0	-0.08	0	-0.1	0.17	0	0	17681.8	0
360	21	24	1999	0	0	0	0	0	0	0	-0.16	0.17	0	0	17681.8	0
360	22	24	1999	4.32	0	-0.03	0	0	-0.46	0	1.83	0.17	2.81	0	17681.8	0
360	23	24	1999	0	0	-1.02	0	0	-21.18	0	3.32	0.17	18.71	0	17680.8	0
360	24	24	1999	6.1	0	-0.37	0	0	-20.65	0	3.01	0.17	23.94	0	17680.4	0
360	25	24	1999	1.27	0	0.16	0	0	-1.54	0	1.41	0.17	1.07	0	17680.6	0
360	26	24	1999	0	0	0.2	0	0	-0.19	0	-0.18	0.17	0	0	17680.8	0
360	27	24	1999	0.25	0	0.1	0	0	0.18	0	-0.19	0.17	0	0	17680.9	0
360	28	24	1999	2.03	0	0	0	0	2.06	0	-0.2	0.17	0	0	17680.9	0
360	29	24	1999	0.25	0	-0.06	0	0	0.37	0	-0.22	0.17	0	0	17680.8	0
360	30	24	1999	1.52	0	0.01	0	0	1.58	0	-0.22	0.17	0	0	17680.8	0
360	31	24	1999	0	0	-0.02	0	0	0.09	0	-0.23	0.16	0	0	17680.8	0
360	32	24	1999	0	0	0.01	0	0	0.07	0	-0.24	0.16	0	0	17680.8	0
360	33	24	1999	7.62	0	-0.25	0	0	-3.34	0	-0.14	0.16	11.18	0	17680.6	0
360	34	24	1999	0	0	-0.01	0	0	-3.72	0	0.04	0.16	3.53	0	17680.6	0
360	35	24	1999	0.25	0	0.28	0	0	-8.79	0	0.58	0.16	8.01	0	17680.9	0
360	36	24	1999	0	0	0.58	0	0	-1.19	0	0.21	0.16	0.25	0	17681.4	0
360	37	24	1999	2.03	0	0.26	0	0	1.8	0	-0.19	0.16	0	0	17681.7	0
360	38	24	1999	0.51	0	0.14	0	0	0.38	0	-0.18	0.16	0	0	17681.8	0
360	39	24	1999	0	0	0.06	0	0	-0.02	0	-0.2	0.16	0	0	17681.9	0
360	40	24	1999	0	0	0.16	0	0	-3.99	0	-0.11	0.16	3.78	0	17682.1	0
360	41	24	1999	0	0	0.38	0	0	-4.38	0	0	0.16	3.84	0	17682.4	0
360	42	24	1999	0	0	0.02	0	0	-10.93	0	-0.1	0.16	10.85	0	17682.5	0
360	43	24	1999	5.84	0	-0.09	0	0	-18.14	0	0.16	0.16	23.76	0	17682.4	0
360	44	24	1999	0.25	0	1.25	0	0	-1.52	0	-0.34	0.16	0.71	0	17683.6	0
360	45	24	1999	0.51	0	0.64	0	0	0.03	0	-0.33	0.16	0	0	17684.3	0
360	46	24	1999	0	0	0.26	0	0	-0.91	0	-0.23	0.16	0.72	0	17684.5	0
360	47	24	1999	0	0	0.15	0	0	-6.34	0	-0.2	0.16	6.23	0	17684.7	0
360	48	24	1999	6.35	0	0.03	0	0	-3.58	0	0.01	0.16	9.73	0	17684.7	0
360	49	24	1999	0.25	0	0.21	0	0	-1.95	0	0.98	0.16	0.85	0	17684.9	0
360	50	24	1999	0	0	0.94	0	0	-0.69	0	-0.41	0.16	0	0	17685.8	0
360	51	24	1999	0	0	0.94	0	0	-0.62	0	-0.48	0.16	0	0	17686.8	0
360	52	24	1999	0	0	1.54	0	0	-1.14	0	-0.55	0.16	0	0	17688.3	0
360	53	24	1999	0	0	1.34	0	0	-1.04	0	-0.46	0.16	0	0	17689.6	0
360	54	24	1999	0	0	0.73	0	0	-0.46	0	-0.43	0.16	0	0	17690.4	0
360	55	24	1999	0	0	1.5	0	0	-0.9	0	-1.24	0.16	0	0.48	17691.9	0
360	56	24	1999	0	0	1.83	0	0	0	0	-1.51	0.16	0	0	17693.7	0
360	57	24	1999	0	0	2.75	0	0	0	0	-2.91	0.16	0	0	17696.5	0
360	58	24	1999	0	0	1.52	0	0	0	0	-1.68	0.16	0	0	17698	0
360	59	24	1999	12.7	0	0.67	0	0	0	0	11.87	0.16	0	0	17698.7	0
360	60	24	1999	8.13	0	0.78	0	0	0	0	7.19	0.15	0	0	17699.4	0
360	61	24	1999	2.79	0	1.53	0	0	2.37	0	-1.26	0.15	0	0	17701	0
360	62	24	1999	6.35	0	0.46	0	0	-2.37	0	4.34	0.15	3.76	0	17701.4	0
360	63	24	1999	14.99	0	2.29	0	0	0	0	2.16	0.15	10.38	0	17703.7	0
360	64	24	1999	0	0	3.01	0	0	0	0	-3.17	0.15	0	0	17706.7	0
360	65	24	1999	20.83	0	0.36	0	0	20.76	0	-0.44	0.15	0	0	17707.1	0
360	66	24	1999	0.25	0	0.15	0	0	0.17	0	-0.22	0.15	0	0	17707.3	0
360	67	24	1999	0	0	0.12	0	0	-0.02	0	-0.25	0.15	0	0	17707.4	0
360	68	24	1999	0	0	0.08	0	0	0.02	0	-0.26	0.15	0	0	17707.5	0
360	69	24	1999	0	0	0.12	0	0	0	0	-0.27	0.15	0	0	17707.6	0
360	70	24	1999	0	0	0.31	0	0	-0.21	0	-0.26	0.15	0	0	17707.9	0
360	71	24	1999	5.84	0	0.22	0	0	5.7	0	-0.23	0.15	0	0	17708.1	0
360	72	24	1999	0	0	0.16	0	0	-0.13	0	-0.18	0.15	0	0	17708.3	0
360	73	24	1999	0	0	0.03	0	0	0.01	0	-0.19	0.15	0	0	17708.3	0
360	74	24	1999	0	0	0.29	0	0	-0.3	0	-0.14	0.15	0	0	17708.6	0
360	75	24	1999	0	0	0.58	0	0	-3.13	0	2.39	0.15	0	0	17709.2	0
360	76	24	1999	0	0	-0.03	0	0	-13	0	2.66	0.15	10.23	0	17709.1	0
360	77	24	1999	0.76	0	2	0	0	-9.87	0	-2.06	0.15	10.55	0	17711.1	0
360	78	24	1999	0.25	0	3.27	0	0	0	0	-3.16	0.15	0	0	17714.4	0
360	79	24	1999	0	0	3.14	0	0	0	0	-3.29	0.15	0	0	17717.5	0
360	80	24	1999	15.75	0	1.23	0	0	0	0	8.49	0.15	5.87	0	17718.8	0
360	81	24	1999	13.72	0	1.55	0	0	0	0	5.43	0.15	6.59	0	17720.3	0
360	82	24	1999	0	0	3.39	0	0	0	0	-3.54	0.15	0	0	17723.7	0
360	83	24	1999	0	0	3.03	0	0	0	0	-3.17	0.15	0	0	17726.8	0
360	84	24	1999	0	0	4.18	0	0	0	0	-4.33	0.15	0	0	17730.9	-0.01
360	85	24	1999	0	0	3.01	0	0	0	0	-3.16	0.15	0	0	17733.9	0
360	86	24	1999	0	0	2.94	0	0	0	0	-3.09	0.15	0	0	17736.9	0
360	87	24	1999	0	0	3.32	0	0	0	0	-3.46	0.15	0	0	17740.2	0
360	88	24	1999	0	0	5.83	0	0	0	0	-5.97	0.15	0	0	17746	0
360	89	24	1999	0	0	5.61	0	0	0	0	-5.75	0.15	0	0	17751.6	0
360	90	24	1999	0	0	4.95	0	0	0	0	-5.09	0.15	0	0	17756.6	0
360	91	24	1999	4.06	0	1.15	0	0	0	0	2.77	0.15	0	0	17757.7	0
360	92	24	1999	0	0	1.39	0.02	0	0	0	-1.53	0.14	0	0	17759.1	0

Attachment D-1
Honeywell
Wastebeds 9-15 SWSR Pre-Design Investigation
SHAW Output Data

RUN	DAY	HR	YR	PRECIP	precip INTRCP	ET	TRANSP	CANOPY chg in storage	SNOW chg in storage	RESIDUE chg in storage	SOIL chg in storage	PERC	RUNOFF	PONDED	Etcum	ERROR
360	93	24	1999	1.52	0	1.86	0.04	0	0	0	-0.49	0.14	0	0	17761	0
360	94	24	1999	3.56	0	5.62	0.04	0	0	0	-2.21	0.14	0	0	17766.6	0
360	95	24	1999	0	0	4.05	0.12	0	0	0	-4.2	0.14	0	0	17770.7	0.01
360	96	24	1999	1.52	0	5.19	0.15	0	0	0	-3.8	0.14	0	0	17775.8	0
360	97	24	1999	0	0	4.79	0.25	0	0	0	-4.94	0.14	0	0	17780.6	0.01
360	98	24	1999	0.76	0	2.09	0.61	0	0	0	-1.47	0.14	0	0	17782.7	0.01
360	99	24	1999	0	0	0.32	0.2	0	0	0	-0.45	0.14	0	0	17783	0
360	100	24	1999	0	0	0.96	0.48	0	0	0	-1.11	0.14	0	0	17784	0
360	101	24	1999	6.1	0	2.02	0.13	0	0	0	3.93	0.14	0	0	17786	0
360	102	24	1999	0.25	0	4.31	0.34	0	0	0	-4.19	0.14	0	0	17790.3	0
360	103	24	1999	0	0	2.34	0.8	0	0	0	-2.48	0.14	0	0	17792.7	0
360	104	24	1999	0	0	1.22	1.09	0	0	0	-1.37	0.14	0	0	17793.9	0
360	105	24	1999	0	0	1.45	1.14	0	0	0	-1.59	0.14	0	0	17795.3	0
360	106	24	1999	10.16	0	0.91	0.04	0	0	0	9.11	0.14	0	0	17796.3	0
360	107	24	1999	2.79	0	2.4	0.2	0	0	0	0.26	0.14	0	0	17798.7	-0.02
360	108	24	1999	0	0	3.31	0.56	0	0	0	-3.44	0.14	0	0	17802	-0.01
360	109	24	1999	0.51	0	1.75	0.31	0	0	0	-1.38	0.14	0	0	17803.7	-0.01
360	110	24	1999	0	0	2.92	0.66	0	0	0	-3.06	0.14	0	0	17806.6	0
360	111	24	1999	0	0	3.78	0.93	0	0	0	-3.91	0.14	0	0	17810.4	-0.01
360	112	24	1999	9.14	0.01	1.2	0.05	0	0	0	7.79	0.14	0	0	17811.6	0.01
360	113	24	1999	4.06	0	2.3	0.2	0	0	0	1.65	0.14	0	0	17813.9	-0.02
360	114	24	1999	0	0	4.68	0.75	0	0	0	-4.81	0.14	0	0	17818.6	-0.01
360	115	24	1999	0	0	4.41	1.11	0	0	0	-4.53	0.14	0	0	17823	-0.02
360	116	24	1999	0	0	5.7	1.73	0	0	0	-5.83	0.14	0	0	17828.7	-0.01
360	117	24	1999	0	0	2.37	1.78	0	0	0	-2.5	0.14	0	0	17831.1	-0.01
360	118	24	1999	0	0	2.16	2.13	0	0	0	-2.29	0.14	0	0	17833.2	-0.01
360	119	24	1999	0	0	2.61	2.55	0	0	0	-2.74	0.14	0	0	17835.9	-0.01
360	120	24	1999	0	0	2.84	2.82	0	0	0	-2.96	0.14	0	0	17838.7	-0.01
360	121	24	1999	0	0	2.86	2.81	0	0	0	-2.98	0.14	0	0	17841.5	-0.01
360	122	24	1999	0	0	2.1	2.06	0	0	0	-2.23	0.14	0	0	17843.7	-0.01
360	123	24	1999	0	0	1.12	1.03	0	0	0	-1.25	0.14	0	0	17844.8	-0.01
360	124	24	1999	0	0	0.31	0.55	0	0	0	-0.44	0.14	0	0	17845.1	0
360	125	24	1999	0	0	0.48	0.53	0	0	0	-0.61	0.14	0	0	17845.6	-0.01
360	126	24	1999	0	0	0.32	0.39	0	0	0	-0.45	0.14	0	0	17845.9	-0.01
360	127	24	1999	0	0	0.03	0.3	0	0	0	-0.16	0.14	0	0	17845.9	0
360	128	24	1999	2.03	0	1.41	0.17	0	0	0	0.5	0.14	0	0	17847.3	-0.01
360	129	24	1999	4.06	0	2.18	0.11	0	0	0	1.74	0.14	0	0	17849.5	0.01
360	130	24	1999	0	0	2.99	0.26	0	0	0	-3.1	0.14	0	0	17852.5	-0.03
360	131	24	1999	0	0	1.19	0.32	0	0	0	-1.32	0.14	0	0	17853.7	-0.01
360	132	24	1999	0	0	0.48	0.33	0	0	0	-0.61	0.13	0	0	17854.2	-0.01
360	133	24	1999	0	0	0.21	0.28	0	0	0	-0.34	0.13	0	0	17854.4	0
360	134	24	1999	0	0	0.33	0.31	0	0	0	-0.46	0.13	0	0	17854.7	0
360	135	24	1999	0	0	0.11	0.23	0	0	0	-0.25	0.13	0	0	17854.8	0
360	136	24	1999	0	0	0.49	0.27	0	0	0	-0.61	0.13	0	0	17855.3	-0.01
360	137	24	1999	0	0	0.07	0.21	0	0	0	-0.2	0.13	0	0	17855.4	0
360	138	24	1999	0	0	0.11	0.18	0	0	0	-0.24	0.13	0	0	17855.5	0
360	139	24	1999	2.29	0	1.44	0.03	0	0	0	0.72	0.13	0	0	17856.9	-0.01
360	140	24	1999	0	0	1.12	0.09	0	0	0	-1.24	0.13	0	0	17858	-0.02
360	141	24	1999	0	0	0.32	0.12	0	0	0	-0.44	0.13	0	0	17858.3	-0.01
360	142	24	1999	0	0	-0.08	0.09	0	0	0	-0.05	0.13	0	0	17858.3	-0.01
360	143	24	1999	0	0	0	0.08	0	0	0	-0.14	0.13	0	0	17858.3	0
360	144	24	1999	1.27	0	0.57	0.02	0	0	0	0.57	0.13	0	0	17858.8	-0.01
360	145	24	1999	7.37	0	3.87	0.81	0	0	0	3.39	0.13	0	0	17862.7	-0.03
360	146	24	1999	3.3	0	2.97	0.38	0	0	0	0.21	0.13	0	0	17865.7	-0.01
360	147	24	1999	0.25	0	3.39	0.34	0	0	0	-3.25	0.13	0	0	17869.1	-0.03
360	148	24	1999	0	0	1.63	0.07	0	0	0	-1.75	0.13	0	0	17870.7	-0.01
360	149	24	1999	0	0	0.31	0.09	0	0	0	-0.42	0.13	0	0	17871	-0.02
360	150	24	1999	0	0	0.14	0.09	0	0	0	-0.26	0.13	0	0	17871.2	-0.01
360	151	24	1999	0	0	0.04	0.08	0	0	0	-0.17	0.13	0	0	17871.2	0
360	152	24	1999	0.25	0	-0.05	0.03	0	0	0	0.17	0.13	0	0	17871.2	0
360	153	24	1999	0.25	0	0.34	0.04	0	0	0	-0.22	0.13	0	0	17871.5	0
360	154	24	1999	0	0	-0.29	0.01	0	0	0	0.18	0.13	0	0	17871.2	-0.03
360	155	24	1999	0	0	0.82	0.03	0	0	0	-0.93	0.13	0	0	17872	-0.02
360	156	24	1999	0	0	0.08	0.04	0	0	0	-0.21	0.13	0	0	17872.1	-0.01
360	157	24	1999	0	0	-0.14	0.04	0	0	0	-0.01	0.13	0	0	17872	0.01
360	158	24	1999	0	0	-0.13	0.04	0	0	0	-0.01	0.13	0	0	17871.8	0.01
360	159	24	1999	0	0	0.15	0.03	0	0	0	-0.25	0.13	0	0	17872	-0.03
360	160	24	1999	0	0	0.05	0.02	0	0	0	-0.16	0.13	0	0	17872	-0.02
360	161	24	1999	0	0	0.18	0.03	0	0	0	-0.29	0.13	0	0	17872.2	-0.02
360	162	24	1999	0	0	0.23	0.03	0	0	0	-0.34	0.13	0	0	17872.5	-0.02
360	163	24	1999	0	0	0.39	0.03	0	0	0	-0.49	0.13	0	0	17872.8	-0.03
360	164	24	1999	0	0	-0.36	0.02	0	0	0	0.23	0.13	0	0	17872.5	0
360	165	24	1999	9.65	0	4.86	1.89	0	0	0	4.68	0.13	0	0	17877.4	-0.02
360	166	24	1999	0	0	2.87	0.27	0	0	0	-2.97	0.13	0	0	17880.2	-0.03
360	167	24	1999	0	0	1.57	0.01	0	0	0	-1.69	0.13	0	0	17881.8	-0.01
360	168	24	1999	5.08	0	2.66	0	0	0	0	2.27	0.13	0	0	17884.5	0.02
360	169	24	1999	0	0	2.13	0.01	0	0	0	-2.24	0.13	0	0	17886.6	-0.02
360	170	24	1999	0	0	0.95	0.01	0	0	0	-1.06	0.13	0	0	17887.5	-0.01
360	171	24	1999	0	0	0.04	0.01	0	0	0	-0.16	0.13	0	0	17887.6	0
360	172	24	1999	0	0	0.21	0.02	0	0	0	-0.32	0.13	0	0	17887.8	-0.02
360	173	24	1999	0	0	0.09	0.02	0	0	0	-0.2	0.13	0	0	17887.9	-0.01
360	174	24	1999	0	0	-0.07	0.02	0	0	0	-0.06	0.13	0	0	17887.8	0
360	175	24	1999	0	0	0.13	0.02	0	0	0	-0.23	0.13	0	0	17887.9	-0.02
360	176	24	1999	18.03	0	3.32	0.5	0	0	0	14.6	0.13	0	0	17891.3	-0.02
360	177	24	1999	0	0	5.62	4.31	0	0	0	-5.69	0.13	0	0	17896.9	-0.05
360	178	24	1999	1.52	0	6.1	3.58	0	0	0	-4.67	0.13	0	0	17903	-0.03
360	179	24	1999	4.32	0	3.9	0.66	0	0	0	0.29	0.13	0	0	17906.9	0
360	180	24	1999	6.1	0	4.39	1.05	0	0	0	1.64	0.13	0	0	17911.3	-0.05
360	181	24	1999	0	0	3.28	1.26	0	0	0	-3.35	0.13	0	0	17914.5	-0.06
360	182	24	1999	0	0	1.05	0.04	0	0	0	-1.15	0.13	0	0	17915.6	-0.03
360	183	24	1999	3.05	0	3.44	0.02	0	0	0	-0.49	0.13	0	0	17919	-0.02
360	184	24	1999	21.34	0	5.66	2.21	0	0	0	15.55	0.13	0	0	17924.7	0
360	185	24	1999	18.29	0	6.39	2.86	0	0	0	11.81	0.13	0	0	17931.1	-0.04
360	186	24	1999	0	0	8.11	6.49	0	0	0	-8.19	0.12	0	0	17939.2	-0.05
360	187	24	1999	3.56	0	8.11	4.05	0	0	0	-4.59	0.12	0	0	17947.3	-0.09
360	188	24	1999	0.76	0	8.87	5.71	0	0	0	-8.17	0.12	0	0	17956.2	-0.06
360	189	24	1999	0	0	3.74	1.73	0	0	0	-3.82	0.12	0	0	17959.9	-0.04
360	190	24	1999	7.87	0.14	2.96	0.06	0	0	0	4.65	0.12	0	0	17962.9	0.01
360	191	24	1999	0.76	0	3.81	2.27	0	0	0	-3	0.12	0	0	17966.7	-0.03
360	192	24	1999	0	0	2.43	0.72	0	0	0	-2.5	0.12	0	0	17969.1	-0.05
360	193	24	1999	0	0	1.55	0.4	0	0	0	-1.64	0.12	0	0	17970.7	-0.03
360	194	24	1999	0	0	1.19	0.26	0	0	0	-1.31	0.12	0	0	17971.9	-0.01
360	195	24	1999	0	0	0.35	0.17	0	0	0	-0.46	0.12	0	0	17972.2	-0.02

Attachment D-1
Honeywell
Wastebeds 9-15 SWSR Pre-Design Investigation
SHAW Output Data

RUN	DAY	HR	YR	PRECIP	precip INTRCP	ET	TRANSP	CANOPY chg in storage	SNOW chg in storage	RESIDUE chg in storage	SOIL chg in storage	PERC	RUNOFF	PONDED	Etcum	ERROR
360	196	24	1999	0	0	0.31	0.16	0	0	0	-0.43	0.12	0	0	17972.5	0
360	197	24	1999	0	0	0.09	0.12	0	0	0	-0.22	0.12	0	0	17972.6	0.01
360	198	24	1999	1.27	0	1.3	0.08	0	0	0	-0.13	0.12	0	0	17973.9	-0.02
360	199	24	1999	0	0	0.09	0.06	0	0	0	-0.21	0.12	0	0	17974	-0.01
360	200	24	1999	4.06	0.17	2.69	0	0	0	0	1.11	0.12	0	0	17976.7	-0.03
360	201	24	1999	0	0	1.34	0.03	0	0	0	-1.27	0.12	0	0	17978	-0.02
360	202	24	1999	0	0	0.28	0.03	0	0	0	-0.38	0.12	0	0	17978.3	-0.03
360	203	24	1999	0	0	0.07	0.04	0	0	0	-0.19	0.12	0	0	17978.4	0
360	204	24	1999	0	0	0.06	0.03	0	0	0	-0.16	0.12	0	0	17978.4	-0.02
360	205	24	1999	0	0	-0.09	0.02	0	0	0	-0.03	0.12	0	0	17978.4	0
360	206	24	1999	0	0	0.14	0.02	0	0	0	-0.23	0.12	0	0	17978.5	-0.03
360	207	24	1999	0	0	0.04	0.02	0	0	0	-0.16	0.12	0	0	17978.5	-0.01
360	208	24	1999	0	0	0.18	0.02	0	0	0	-0.27	0.12	0	0	17978.7	-0.03
360	209	24	1999	0	0	0.19	0.02	0	0	0	-0.28	0.12	0	0	17978.9	-0.03
360	210	24	1999	0.25	0	0.2	0.01	0	0	0	-0.07	0.12	0	0	17979.1	0
360	211	24	1999	0	0	-0.07	0.01	0	0	0	-0.04	0.12	0	0	17979.1	-0.01
360	212	24	1999	3.56	0	2.85	0.01	0	0	0	0.59	0.12	0	0	17981.9	-0.01
360	213	24	1999	0	0	0.68	0.01	0	0	0	-0.75	0.12	0	0	17982.6	-0.05
360	214	24	1999	0	0	0.38	0.01	0	0	0	-0.45	0.12	0	0	17983	-0.05
360	215	24	1999	0	0	0.14	0.01	0	0	0	-0.22	0.12	0	0	17983.1	-0.03
360	216	24	1999	3.56	0.05	2.25	0	0	0	0	1.09	0.12	0	0	17985.3	0.05
360	217	24	1999	6.1	0	3.76	0.23	0	0	0	2.3	0.12	0	0	17989.1	-0.04
360	218	24	1999	5.08	0	4.17	0.61	0	0	0	0.83	0.12	0	0	17993.3	-0.04
360	219	24	1999	0	0	1.96	0.71	0	0	0	-2.05	0.12	0	0	17995.2	-0.03
360	220	24	1999	7.11	0	3.65	0.46	0	0	0	3.37	0.12	0	0	17998.9	-0.02
360	221	24	1999	0	0	3.38	1.35	0	0	0	-3.45	0.12	0	0	18002.3	-0.04
360	222	24	1999	0.25	0	0.76	0.01	0	0	0	-0.63	0.12	0	0	18003	0.01
360	223	24	1999	0.51	0	1.01	0	0	0	0	-0.64	0.12	0	0	18004	0.01
360	224	24	1999	0	0	0.93	0.01	0	0	0	-1.02	0.12	0	0	18005	-0.03
360	225	24	1999	2.54	0	1.8	0	0	0	0	0.61	0.12	0	0	18006.8	0
360	226	24	1999	0.51	0	0.89	0	0	0	0	-0.45	0.12	0	0	18007.7	-0.04
360	227	24	1999	0	0	0.88	0	0	0	0	-0.95	0.12	0	0	18008.5	-0.05
360	228	24	1999	0	0	0.46	0.01	0	0	0	-0.54	0.12	0	0	18009	-0.03
360	229	24	1999	0	0	-0.16	0.01	0	0	0	0.04	0.12	0	0	18008.8	0
360	230	24	1999	0	0	-0.16	0	0	0	0	0.08	0.12	0	0	18008.7	-0.03
360	231	24	1999	0	0	0.5	0.01	0	0	0	-0.58	0.12	0	0	18009.2	-0.04
360	232	24	1999	0	0	-0.35	0	0	0	0	0.23	0.12	0	0	18008.8	0
360	233	24	1999	0	0	0.26	0	0	0	0	-0.34	0.12	0	0	18009.1	-0.03
360	234	24	1999	0	0	0.29	0	0	0	0	-0.37	0.12	0	0	18009.4	-0.03
360	235	24	1999	0	0	0.12	0.01	0	0	0	-0.22	0.12	0	0	18009.5	-0.02
360	236	24	1999	0	0	-0.2	0	0	0	0	0.1	0.12	0	0	18009.3	-0.01
360	237	24	1999	0	0	0.15	0.01	0	0	0	-0.23	0.12	0	0	18009.4	-0.03
360	238	24	1999	0	0	-0.14	0	0	0	0	0.04	0.12	0	0	18009.3	-0.01
360	239	24	1999	0.25	0	0.02	0	0	0	0	0.13	0.12	0	0	18009.3	-0.01
360	240	24	1999	0	0	0.09	0	0	0	0	-0.2	0.12	0	0	18009.4	0
360	241	24	1999	0	0	0.31	0	0	0	0	-0.39	0.12	0	0	18009.7	-0.04
360	242	24	1999	0	0	0.21	0	0	0	0	-0.29	0.12	0	0	18009.9	-0.03
360	243	24	1999	0	0	0.3	0	0	0	0	-0.38	0.12	0	0	18010.2	-0.03
360	244	24	1999	0	0	0.06	0	0	0	0	-0.16	0.12	0	0	18010.3	-0.02
360	245	24	1999	0	0	0.07	0	0	0	0	-0.16	0.11	0	0	18010.4	-0.03
360	246	24	1999	0	0	-0.02	0	0	0	0	-0.07	0.11	0	0	18010.3	-0.02
360	247	24	1999	0	0	-0.15	0	0	0	0	0.06	0.11	0	0	18010.2	-0.02
360	248	24	1999	0.51	0	0.45	0	0	0	0	-0.04	0.11	0	0	18010.6	-0.01
360	249	24	1999	0.51	0	0.39	0	0	0	0	0	0.11	0	0	18011	0
360	250	24	1999	16.76	0	2.59	0.32	0	0	0	14.08	0.11	0	0	18013.6	-0.03
360	251	24	1999	1.78	0	3.73	1.52	0	0	0	-2.03	0.11	0	0	18017.3	-0.04
360	252	24	1999	0	0	3.45	2.41	0	0	0	-3.52	0.11	0	0	18020.8	-0.05
360	253	24	1999	0.25	0	3.43	2.1	0	0	0	-3.24	0.11	0	0	18024.2	-0.04
360	254	24	1999	0	0	2.13	0.64	0	0	0	-2.21	0.11	0	0	18026.3	-0.03
360	255	24	1999	0	0	1.35	0.01	0	0	0	-1.43	0.11	0	0	18027.7	-0.03
360	256	24	1999	1.52	0	2.06	0	0	0	0	-0.63	0.11	0	0	18029.8	-0.03
360	257	24	1999	12.19	0.88	1.09	0	0	0	0	10.12	0.11	0	0	18030.8	0
360	258	24	1999	0	0	2.82	1.02	0	0	0	-2.03	0.11	0	0	18033.7	-0.03
360	259	24	1999	58.42	0.9	1.29	0.04	0	0	0	56.14	0.11	0	0	18035	-0.02
360	260	24	1999	4.83	0	3.55	0.75	0	0	0	2.09	0.11	0	0	18038.5	-0.02
360	261	24	1999	0	0	2.88	2	0	0	0	-2.96	0.11	0	0	18041.4	-0.03
360	262	24	1999	0	0	3.9	2.51	0	0	0	-3.95	0.11	0	0	18045.3	-0.06
360	263	24	1999	10.67	0	3.64	1.35	0	0	0	6.96	0.11	0	0	18048.9	-0.04
360	264	24	1999	1.27	0	2.08	0.26	0	0	0	-0.89	0.11	0	0	18051	-0.03
360	265	24	1999	11.18	0.69	1.5	0.06	0	0	0	8.9	0.11	0	0	18052.5	-0.02
360	266	24	1999	0	0	3.37	1.82	0	0	0	-2.76	0.11	0	0	18055.9	-0.03
360	267	24	1999	0	0	3.22	2.2	0	0	0	-3.27	0.11	0	0	18059.1	-0.06
360	268	24	1999	0	0	2.73	1.38	0	0	0	-2.79	0.11	0	0	18061.8	-0.05
360	269	24	1999	0	0	3.09	1.94	0	0	0	-3.14	0.11	0	0	18064.9	-0.06
360	270	24	1999	0	0	1.95	1.4	0	0	0	-2.01	0.11	0	0	18066.8	-0.05
360	271	24	1999	0	0	2.22	1.52	0	0	0	-2.27	0.11	0	0	18069.1	-0.06
360	272	24	1999	0	0	2.55	1.46	0	0	0	-2.59	0.11	0	0	18071.6	-0.07
360	273	24	1999	16	0	4.12	1.02	0	0	0	11.84	0.11	0	0	18075.7	-0.07
360	274	24	1999	0	0	3.79	1.79	0	0	0	-3.83	0.11	0	0	18079.5	-0.07
360	275	24	1999	0	0	2.69	1.51	0	0	0	-2.78	0.11	0	0	18082.2	-0.02
360	276	24	1999	0	0	2.54	1.04	0	0	0	-2.6	0.11	0	0	18084.8	-0.05
360	277	24	1999	21.84	0.31	1.51	0.06	0	0	0	19.93	0.11	0	0	18086.3	-0.01
360	278	24	1999	0	0	1.94	0.58	0	0	0	-1.72	0.11	0	0	18088.2	-0.02
360	279	24	1999	1.27	0	2.09	0.47	0	0	0	-0.9	0.11	0	0	18090.3	-0.03
360	280	24	1999	0	0	2.15	0.7	0	0	0	-2.25	0.11	0	0	18092.4	-0.01
360	281	24	1999	2.29	0	2.98	0.85	0	0	0	-0.76	0.11	0	0	18095.4	-0.04
360	282	24	1999	0.51	0	1.86	0.91	0	0	0	-1.45	0.11	0	0	18097.3	-0.01
360	283	24	1999	7.37	0.4	0.57	0.03	0	0	0	6.31	0.11	0	0	18097.9	-0.02
360	284	24	1999	0.51	0	3.3	0.72	0	0	0	-2.47	0.11	0	0	18101.2	-0.03
360	285	24	1999	0	0	1.89	0.7	0	0	0	-1.96	0.11	0	0	18103	-0.04
360	286	24	1999	17.78	0	3.26	0.8	0	0	0	14.47	0.11	0	0	18106.3	-0.05
360	287	24	1999	6.6	0	2.85	0.31	0	0	0	3.7	0.11	0	0	18109.1	-0.05
360	288	24	1999	0	0	2.24	0.74	0	0	0	-2.31	0.11	0	0	18111.4	-0.04
360	289	24	1999	0	0	2.77	0.94	0	0	0	-2.84	0.11	0	0	18114.2	-0.03
360	290	24	1999	0.51	0	0.87	0.23	0	0	0	-0.43	0.11	0	0	18115	-0.04
360	291	24	1999	0.76	0	1.61	0.15	0	0	0	-0.92	0.11	0	0	18116.6	-0.04
360	292	24	1999	0	0	1.9	0.4	0	0	0	-1.97	0.11	0	0	18118.5	-0.03
360	293	24	1999	0.25	0	1.64	0.33	0	0	0	-1.48	0.11	0	0	18120.2	-0.01
360	294	24	1999	0	0	2.4	0.42	0	0	0	-2.47	0.11	0	0	18122.6	-0.03
360	295	24	1999	2.79	0	1.86	0.13	0	0	0	0.85	0.11	0	0	18124.4	-0.02
360	296	24	1999	5.08	0	1.95	0.09	0	0	0	3.06	0.11	0	0	18126.4	-0.04
360	297	24	1999	2.29	0	1.77	0.05	0	0	0	0.45	0.11	0	0	18128.1	-0.03
360	298	24	1999	0.25	0	2.28	0.19	0	0	0	-2.12	0.11	0	0	18130.4	-0.02

Attachment D-1
Honeywell
Wastebeds 9-15 SWSR Pre-Design Investigation
SHAW Output Data

RUN	DAY	HR	YR	PRECIP	precip INTRCP	ET	TRANSP	CANOPY chg in storage	SNOW chg in storage	RESIDUE chg in storage	SOIL chg in storage	PERC	RUNOFF	PONDED	Etcum	ERROR
360	299	24	1999	0	0	3.21	0.22	0	0	0	-3.29	0.11	0	0	18133.6	-0.02
360	300	24	1999	0.25	0	1.39	0.05	0	0	0	-1.23	0.1	0	0	18135	-0.01
360	301	24	1999	0	0	1.91	0.09	0	0	0	-2.01	0.1	0	0	18136.9	-0.01
360	302	24	1999	0	0	1.16	0.07	0	0	0	-1.26	0.1	0	0	18138.1	0
360	303	24	1999	0	0	1.55	0.11	0	0	0	-1.65	0.1	0	0	18139.6	-0.01
360	304	24	1999	0	0	1.34	0.03	0	0	0	-1.44	0.1	0	0	18141	0
360	305	24	1999	0	0	1.9	0	0	0	0	-2.01	0.1	0	0	18142.9	0
360	306	24	1999	7.62	0	1.68	0	0	0	0	5.84	0.1	0	0	18144.6	0
360	307	24	1999	1.02	0	5.24	0	0	0	0	-4.33	0.1	0	0	18149.8	0
360	308	24	1999	0	0	4.79	0	0	0	0	-4.89	0.1	0	0	18154.6	0
360	309	24	1999	0	0	3.96	0	0	0	0	-4.06	0.1	0	0	18158.5	0
360	310	24	1999	0	0	3.51	0	0	0	0	-3.61	0.1	0	0	18162.1	0
360	311	24	1999	0	0	2.6	0	0	0	0	-2.71	0.1	0	0	18164.7	0
360	312	24	1999	0	0	0.9	0	0	0	0	-1	0.1	0	0	18165.6	0
360	313	24	1999	0	0	1.51	0	0	0	0	-1.61	0.1	0	0	18167.1	0
360	314	24	1999	6.6	0	1.05	0	0	0	0	5.46	0.1	0	0	18168.1	0
360	315	24	1999	0	0	2.44	0	0	0	0	-2.54	0.1	0	0	18170.6	0
360	316	24	1999	0	0	1.01	0	0	0	0	-1.11	0.1	0	0	18171.6	0
360	317	24	1999	0.51	0	0.35	0	0	0	0	0.05	0.1	0	0	18171.9	0
360	318	24	1999	0.51	0	2.27	0	0	0	0	-1.87	0.1	0	0	18174.2	0
360	319	24	1999	0.25	0	2.71	0	0	0	0	-2.56	0.1	0	0	18176.9	0
360	320	24	1999	0.25	0	2.45	0	0	0	0	-2.29	0.1	0	0	18179.4	0
360	321	24	1999	0	0	1.45	0	0	0	0	-1.55	0.1	0	0	18180.8	0
360	322	24	1999	0	0	1.18	0	0	0	0	-1.28	0.1	0	0	18182	0
360	323	24	1999	0	0	2.42	0	0	0	0	-2.52	0.1	0	0	18184.4	0
360	324	24	1999	7.62	0	0.77	0	0	0	0	6.75	0.1	0	0	18185.2	0
360	325	24	1999	0	0	0.72	0	0	0	0	-0.82	0.1	0	0	18185.9	0
360	326	24	1999	0	0	0.59	0	0	0	0	-0.68	0.1	0	0	18186.5	0
360	327	24	1999	0	0	0.81	0	0	0	0	-0.91	0.1	0	0	18187.3	0
360	328	24	1999	0	0	1.66	0	0	0	0	-1.76	0.1	0	0	18189	0
360	329	24	1999	2.03	0	1.21	0	0	0	0	0.72	0.1	0	0	18190.2	0
360	330	24	1999	43.94	0	0.62	0	0	0	0	43.22	0.1	0	0	18190.8	0
360	331	24	1999	0	0	2.1	0	0	0	0	-2.2	0.1	0	0	18192.9	0
360	332	24	1999	3.3	0	2.32	0	0	0	0	0.88	0.1	0	0	18195.2	0
360	333	24	1999	6.6	0	0.14	0	0	6.28	0	0.08	0.1	0	0	18195.3	0
360	334	24	1999	0	0	0.14	0	0	0.25	0	-0.49	0.1	0	0	18195.5	0
360	335	24	1999	0	0	0.06	0	0	0.45	0	-0.6	0.1	0	0	18195.5	0
360	336	24	1999	0	0	0.03	0	0	0.26	0	-0.39	0.1	0	0	18195.6	0
360	337	24	1999	0	0	0.01	0	0	-3.23	0	3.12	0.1	0	0	18195.6	0
360	338	24	1999	2.79	0	-0.42	0	0	-4.01	0	7.13	0.1	0	0	18195.2	0
360	339	24	1999	1.27	0	0.37	0	0	0	0	0.8	0.1	0	0	18195.5	0
360	340	24	1999	1.52	0	1.06	0	0	0	0	0.37	0.1	0	0	18196.6	0
360	341	24	1999	0.51	0	1.47	0	0	0	0	-1.06	0.1	0	0	18198.1	0
360	342	24	1999	0	0	1.06	0	0	0	0	-1.16	0.1	0	0	18199.1	0
360	343	24	1999	0	0	0.67	0	0	0	0	-0.76	0.1	0	0	18199.8	-0.01
360	344	24	1999	4.06	0	0.95	0	0	0	0	3.02	0.1	0	0	18200.7	0
360	345	24	1999	0	0	2.93	0	0	0	0	-3.02	0.1	0	0	18203.7	0
360	346	24	1999	0	0	0.45	0	0	0	0	-0.55	0.1	0	0	18204.1	0
360	347	24	1999	0	0	0.14	0	0	0	0	-0.24	0.1	0	0	18204.3	0
360	348	24	1999	12.19	0	0.55	0	0	0	0	-0.65	0.1	12.19	0	18204.8	0
360	349	24	1999	1.78	0	0.16	0	0	0	0	1.31	0.1	0.2	0	18205	0.01
360	350	24	1999	0.51	0	2.48	0	0	0	0	-2.07	0.09	0	0	18207.5	0
360	351	24	1999	0.25	0	3.07	0	0	0	0	-2.92	0.09	0	0	18210.5	0
360	352	24	1999	0.76	0	0.14	0	0	1.13	0	-0.61	0.09	0	0	18210.7	0
360	353	24	1999	0	0	0.05	0	0	0.54	0	-0.69	0.09	0	0	18210.7	0
360	354	24	1999	3.05	0	0.14	0	0	-1.68	0	0.86	0.09	3.63	0	18210.9	0
360	355	24	1999	0	0	2.03	0	0	0	0	-2.13	0.09	0	0	18212.9	0
360	356	24	1999	0	0	2.07	0	0	0	0	-2.16	0.09	0	0	18215	0
360	357	24	1999	0	0	1.58	0	0	0	0	-1.68	0.09	0	0	18216.5	0
360	358	24	1999	2.54	0	0.16	0	0	2.62	0	-0.33	0.09	0	0	18216.7	0
360	359	24	1999	0	0	-0.01	0	0	0.21	0	-0.3	0.09	0	0	18216.7	0
360	360	24	1999	1.78	0	0.66	0	0	1.2	0	-0.18	0.09	0	0	18217.4	0
360	361	24	1999	2.54	0	0.03	0	0	2.69	0	-0.27	0.09	0	0	18217.4	0
360	362	24	1999	0	0	0	0	0	0.22	0	-0.31	0.09	0	0	18217.4	0
360	363	24	1999	0	0	0.07	0	0	0.07	0	-0.23	0.09	0	0	18217.5	0
360	364	24	1999	0	0	0.23	0	0	-0.2	0	-0.12	0.09	0	0	18217.7	0
360	365	24	1999	0	0	0.03	0	0	0.13	0	-0.26	0.09	0	0	18217.7	0
360	1	24	2000	0	0	-0.04	0	0	0.01	0	-0.07	0.09	0	0	18217.7	0
360	2	24	2000	1.52	0	-0.18	0	0	-6.96	0	8.2	0.09	0.37	0	18217.5	0
360	3	24	2000	14.48	0	-0.32	0	0	0	0	2.57	0.09	12.13	0	18217.2	0
360	4	24	2000	5.84	0	1.16	0	0	0	0	4.59	0.09	0	0	18218.3	0
360	5	24	2000	0	0	3.13	0	0	0	0	-3.22	0.09	0	0	18221.5	0
360	6	24	2000	0	0	1.37	0	0	0	0	-1.46	0.09	0	0	18222.8	0
360	7	24	2000	0	0	2.13	0	0	0	0	-2.22	0.09	0	0	18225	0
360	8	24	2000	0	0	2.49	0	0	0	0	-2.58	0.09	0	0	18227.5	0
360	9	24	2000	1.52	0	0.32	0	0	0	0	1.12	0.09	0	0	18227.8	0
360	10	24	2000	11.43	0	0.2	0	0	0	0	7.28	0.09	3.86	0	18228	0
360	11	24	2000	2.54	0	1.73	0	0	0	0	0.72	0.09	0	0	18229.7	0
360	12	24	2000	2.29	0	0.85	0	0	2.19	0	-0.84	0.09	0	0	18230.6	0
360	13	24	2000	7.11	0	0.22	0	0	7.26	0	-0.46	0.09	0	0	18230.8	0
360	14	24	2000	0	0	0	0	0	0.2	0	-0.28	0.09	0	0	18230.8	0
360	15	24	2000	0	0	0	0	0	0.24	0	-0.33	0.09	0	0	18230.8	0
360	16	24	2000	0.76	0	0.2	0	0	0.74	0	-0.27	0.09	0	0	18231	0
360	17	24	2000	0.25	0	0.04	0	0	0.54	0	-0.42	0.09	0	0	18231	0
360	18	24	2000	0	0	0.02	0	0	0.3	0	-0.41	0.09	0	0	18231	0
360	19	24	2000	0	0	0	0	0	0.27	0	-0.37	0.09	0	0	18231	0
360	20	24	2000	7.11	0	-0.04	0	0	7.28	0	-0.21	0.09	0	0	18231	0
360	21	24	2000	1.78	0	0.08	0	0	1.79	0	-0.17	0.09	0	0	18231.1	0
360	22	24	2000	0.76	0	-0.06	0	0	0.9	0	-0.17	0.09	0	0	18231	0
360	23	24	2000	0	0	0.07	0	0	0.01	0	-0.17	0.09	0	0	18231.1	0
360	24	24	2000	0	0	-0.04	0	0	0.11	0	-0.16	0.09	0	0	18231	0
360	25	24	2000	2.79	0	0	0	0	2.87	0	-0.17	0.09	0	0	18231.1	0
360	26	24	2000	1.78	0	-0.04	0	0	1.87	0	-0.14	0.09	0	0	18231	0
360	27	24	2000	0	0	-0.04	0	0	0.12	0	-0.16	0.09	0	0	18231	0
360	28	24	2000	0.25	0	0.03	0	0	0.31	0	-0.17	0.09	0	0	18231	0
360	29	24	2000	0	0	-0.01	0	0	0.11	0	-0.19	0.09	0	0	18231	0
360	30	24	2000	5.08	0	0.09	0	0	5.07	0	-0.16	0.09	0	0	18231.1	0
360	31	24	2000	3.81	0	0.09	0	0	3.75	0	-0.11	0.09	0	0	18231.2	0
360	32	24	2000	1.78	0	0.21	0	0	1.59	0	-0.12	0.09	0	0	18231.4	0
360	33	24	2000	1.27	0	0.21	0	0	1.11	0	-0.14	0.09	0	0	18231.6	0
360	34	24	2000	0.51	0	-0.01	0	0	0.57	0	-0.14	0.09	0	0	18231.6	0
360	35	24	2000	0	0	0.01	0	0	0.04	0	-0.13	0.09	0	0	18231.6	0
360	36	24	2000	0.76	0	0.28	0	0	0.53	0	-0.13	0.09	0	0	18231.9	0

Attachment D-1
Honeywell
Wastebeds 9-15 SWSR Pre-Design Investigation
SHAW Output Data

RUN	DAY	HR	YR	PRECIP	precip INTRCP	ET	TRANSP	CANOPY chg in storage	SNOW chg in storage	RESIDUE chg in storage	SOIL chg in storage	PERC	RUNOFF	PONDED	Etcum	ERROR
360	37	24	2000	0.51	0	0.23	0	0	0.33	0	-0.14	0.09	0	0	18232.1	0
360	38	24	2000	1.02	0	0.26	0	0	0.82	0	-0.15	0.09	0	0	18232.4	0
360	39	24	2000	0	0	0.03	0	0	0.07	0	-0.19	0.09	0	0	18232.4	0
360	40	24	2000	0	0	0.24	0	0	-0.26	0	-0.07	0.09	0	0	18232.6	0
360	41	24	2000	0.25	0	-0.04	0	0	-0.81	0	1.02	0.09	0	0	18232.6	0
360	42	24	2000	0.76	0	0.31	0	0	-1.24	0	1.61	0.09	0	0	18232.9	0
360	43	24	2000	0	0	0.12	0	0	0	0	-0.21	0.09	0	0	18233	0
360	44	24	2000	3.56	0	0.1	0	0	3.53	0	-0.16	0.09	0	0	18233.1	0
360	45	24	2000	12.7	0	0.05	0	0	12.67	0	-0.11	0.09	0	0	18233.2	0
360	46	24	2000	0	0	0.12	0	0	-0.1	0	-0.1	0.09	0	0	18233.3	0
360	47	24	2000	1.02	0	0.36	0	0	0.66	0	-0.09	0.09	0	0	18233.7	0
360	48	24	2000	0	0	0.12	0	0	-0.08	0	-0.13	0.09	0	0	18233.8	0
360	49	24	2000	5.84	0	0.17	0	0	5.72	0	-0.14	0.09	0	0	18234	0
360	50	24	2000	6.1	0	0.06	0	0	6.05	0	-0.1	0.08	0	0	18234	0
360	51	24	2000	0.51	0	0.47	0	0	0.05	0	-0.09	0.08	0	0	18234.5	0
360	52	24	2000	3.3	0	0.21	0	0	3.1	0	-0.09	0.08	0	0	18234.7	0
360	53	24	2000	0	0	0.07	0	0	-0.69	0	0.53	0.08	0	0	18234.8	0
360	54	24	2000	0	0	0.02	0	0	-5.57	0	1.1	0.08	4.37	0	18234.8	0
360	55	24	2000	0.25	0	-0.12	0	0	-6.33	0	-0.05	0.08	6.67	0	18234.7	0
360	56	24	2000	6.6	0	-0.34	0	0	-9.93	0	-0.03	0.08	16.82	0	18234.3	0
360	57	24	2000	0	0	-0.6	0	0	-18.81	0	-0.03	0.08	19.36	0	18233.8	0
360	58	24	2000	13.21	0	-1.18	0	0	-28.93	0	0.95	0.08	42.28	0	18232.6	0
360	59	24	2000	2.54	0	1.63	0	0	0	0	-1.1	0.08	1.92	0	18234.2	0
360	60	24	2000	0	0	2.58	0	0	0	0	-2.67	0.08	0	0	18236.8	0
360	61	24	2000	0.25	0	1.5	0	0	0	0	-1.33	0.08	0	0	18238.3	0
360	62	24	2000	1.78	0	2.34	0	0	0	0	-1.49	0.08	0.84	0	18240.6	0
360	63	24	2000	0.25	0	3.78	0	0	0	0	-3.61	0.08	0	0	18244.4	0
360	64	24	2000	0	0	1.97	0	0	0	0	-2.05	0.08	0	0	18246.4	0
360	65	24	2000	0	0	1.58	0	0	0	0	-1.66	0.08	0	0	18247.9	0
360	66	24	2000	0	0	3.03	0	0	0	0	-3.11	0.08	0	0	18251	0
360	67	24	2000	0	0	1.02	0	0	0	0	-1.11	0.08	0	0	18252	0
360	68	24	2000	0	0	2.5	0	0	0	0	-2.58	0.08	0	0	18254.5	0
360	69	24	2000	5.33	0	3.54	0	0	0	0	1.72	0.08	0	0	18258	0
360	70	24	2000	0	0	2.78	0	0	0	0	-2.86	0.08	0	0	18260.8	0
360	71	24	2000	2.54	0	0.33	0	0	2.01	0	0.11	0.08	0	0	18261.1	0
360	72	24	2000	7.11	0	0.19	0	0	6.48	0	0.35	0.08	0	0	18261.3	0
360	73	24	2000	0	0	0.11	0	0	-1.04	0	0.85	0.08	0	0	18261.4	0
360	74	24	2000	0	0	-0.02	0	0	-7.46	0	4.84	0.08	2.56	0	18261.4	0
360	75	24	2000	1.27	0	1.03	0	0	0	0	0.16	0.08	0	0	18262.5	0
360	76	24	2000	13.97	0	0.97	0	0	0	0	12.92	0.08	0	0	18263.4	0
360	77	24	2000	2.54	0	2.11	0	0	2.44	0	-2.09	0.08	0	0	18265.5	0
360	78	24	2000	0	0	0.21	0	0	0.24	0	-0.53	0.08	0	0	18265.7	0
360	79	24	2000	0	0	0.62	0	0	-2.1	0	-0.52	0.08	1.92	0	18266.4	0
360	80	24	2000	0	0	1.98	0	0	-0.58	0	-2.06	0.08	0.58	0	18268.3	0
360	81	24	2000	0	0	3.69	0	0	0	0	-3.77	0.08	0	0	18272	0
360	82	24	2000	0	0	3.8	0	0	0	0	-3.88	0.08	0	0	18275.8	0
360	83	24	2000	0	0	2.13	0	0	0	0	-2.21	0.08	0	0	18278	0
360	84	24	2000	0	0	3.64	0	0	0	0	-3.72	0.08	0	0	18281.6	0
360	85	24	2000	0	0	3.49	0	0	0	0	-3.57	0.08	0	0	18285.1	0
360	86	24	2000	0	0	5.99	0	0	0	0	-6.07	0.08	0	0	18291.1	0
360	87	24	2000	5.84	0	3.58	0	0	0	0	2.18	0.08	0	0	18294.7	0
360	88	24	2000	15.75	0	2.84	0	0	0	0	12.83	0.08	0	0	18297.5	0
360	89	24	2000	3.3	0	2.32	0	0	0	0	0.9	0.08	0	0	18299.8	0
360	90	24	2000	0.25	0	2.72	0	0	0	0	-2.55	0.08	0	0	18302.6	0
360	91	24	2000	0	0	3.94	0	0	0	0	-4.02	0.08	0	0	18306.5	0
360	92	24	2000	0	0	3.47	0.03	0	0	0	-3.56	0.08	0	0	18310	0
360	93	24	2000	4.83	0.03	0.52	0	0	0	0	4.2	0.08	0	0	18310.5	0
360	94	24	2000	12.7	0.03	0.75	0	0	0	0	11.86	0.08	0	0	18311.2	0
360	95	24	2000	14.73	0.04	1.19	0	0	0	0	13.46	0.08	0	0	18312.4	-0.01
360	96	24	2000	0	0	3.67	0	0	0	0	-3.7	0.08	0	0	18316.1	0
360	97	24	2000	0.25	0	3.91	0.14	0	0	0	-3.73	0.08	0	0	18320	0
360	98	24	2000	3.05	0	3.41	0.13	0	0	0	-0.44	0.08	0	0	18323.4	0
360	99	24	2000	21.34	0	1.49	0.03	0	0	0	19.77	0.08	0	0	18324.9	0
360	100	24	2000	5.08	0	1.8	0	0	3.33	0	-0.13	0.08	0	0	18326.7	-0.01
360	101	24	2000	1.02	0	1.61	0	0	-3.33	0	2.66	0.08	0	0	18328.3	0
360	102	24	2000	2.54	0	0.92	0	0	0	0	1.54	0.08	0	0	18329.2	0
360	103	24	2000	0.25	0	3.39	0.11	0	0	0	-3.21	0.08	0	0	18332.6	-0.01
360	104	24	2000	0	0	3.24	0.33	0	0	0	-3.32	0.08	0	0	18335.9	0
360	105	24	2000	0	0	5.14	0.78	0	0	0	-5.21	0.08	0	0	18341	0
360	106	24	2000	0	0	4	0.99	0	0	0	-4.07	0.08	0	0	18345	-0.01
360	107	24	2000	0	0	2.06	0.43	0	0	0	-2.13	0.08	0	0	18347.1	-0.01
360	108	24	2000	3.56	0	1.98	0.03	0	0	0	1.51	0.08	0	0	18349	-0.01
360	109	24	2000	8.64	0	1.81	0.06	0	0	0	6.76	0.08	0	0	18350.9	-0.01
360	110	24	2000	0	0	1.37	0.46	0	0	0	-1.44	0.08	0	0	18352.2	-0.01
360	111	24	2000	9.65	0	1.94	0.27	0	0	0	7.66	0.08	0	0	18354.2	-0.03
360	112	24	2000	13.97	0	1.44	0.03	0	0	0	12.47	0.08	0	0	18355.6	-0.02
360	113	24	2000	5.08	0	1.69	0.04	0	0	0	3.34	0.08	0	0	18357.3	-0.03
360	114	24	2000	0	0	0.98	0.11	0	0	0	-1.04	0.08	0	0	18358.3	-0.02
360	115	24	2000	0	0	4.37	1.12	0	0	0	-4.43	0.08	0	0	18362.6	-0.02
360	116	24	2000	0	0	4.44	1.13	0	0	0	-4.51	0.08	0	0	18367.1	0
360	117	24	2000	0	0	3.96	0.96	0	0	0	-4.02	0.08	0	0	18371	-0.02
360	118	24	2000	1.02	0	1.43	0.27	0	0	0	-0.49	0.08	0	0	18372.5	0
360	119	24	2000	0	0	3.68	1.36	0	0	0	-3.75	0.08	0	0	18376.1	-0.01
360	120	24	2000	0	0	4.63	1.7	0	0	0	-4.69	0.08	0	0	18380.8	-0.02
360	121	24	2000	0	0	5.32	1.45	0	0	0	-5.38	0.08	0	0	18386.1	-0.02
360	122	24	2000	7.11	0	2.42	0.67	0	0	0	4.63	0.08	0	0	18388.5	-0.01
360	123	24	2000	0	0	4	1.3	0	0	0	-4.05	0.08	0	0	18392.5	-0.03
360	124	24	2000	0	0	4.44	1.88	0	0	0	-4.5	0.08	0	0	18397	-0.02
360	125	24	2000	0	0	4.12	2	0	0	0	-4.18	0.08	0	0	18401.1	-0.02
360	126	24	2000	0	0	3.91	2.12	0	0	0	-3.98	0.08	0	0	18405	-0.01
360	127	24	2000	0	0	5.19	2.52	0	0	0	-5.24	0.08	0	0	18410.2	-0.03
360	128	24	2000	0	0	6.21	2.99	0	0	0	-6.25	0.08	0	0	18416.4	-0.03
360	129	24	2000	0.51	0	4.12	2.15	0	0	0	-3.68	0.08	0	0	18420.5	-0.01
360	130	24	2000	0	0	4.15	2.28	0	0	0	-4.17	0.08	0	0	18424.7	-0.05
360	131	24	2000	24.64	0	2.65	0.6	0	0	0	21.95	0.08	0	0	18427.3	-0.04
360	132	24	2000	1.02	0	5.23	1.77	0	0	0	-4.24	0.08	0	0	18432.5	-0.04
360	133	24	2000	17.53	0	2.19	0.27	0	0	0	15.28	0.08	0	0	18434.7	-0.02
360	134	24	2000	23.11	0	3.77	1.5	0	0	0	19.31	0.08	0	0	18438.5	-0.04
360	135	24	2000	0	0	3.94	1.64	0	0	0	-3.97	0.08	0	0	18442.4	-0.04
360	136	24	2000	0	0	5.38	2.42	0	0	0	-5.43	0.08	0	0	18447.8	-0.03
360	137	24	2000	0	0	4.07	2.14	0	0	0	-4.14	0.08	0	0	18451.9	-0.01
360	138	24	2000	0	0	5.36	2.97	0	0	0	-5.43	0.08	0	0	18457.2	-0.01
360	139	24	2000	12.45	0	2.72	0.75	0	0	0	9.67	0.08	0	0	18460	-0.02

Attachment D-1
Honeywell
Wastebeds 9-15 SWSR Pre-Design Investigation
SHAW Output Data

RUN	DAY	HR	YR	PRECIP	precip INTRCP	ET	TRANSP	CANOPY chg in storage	SNOW chg in storage	RESIDUE chg in storage	SOIL chg in storage	PERC	RUNOFF	PONDED	Etcum	ERROR
360	140	24	2000	4.06	0	2.66	0.14	0	0	0	1.35	0.08	0	0	18462.6	-0.02
360	141	24	2000	1.02	0	1.43	0.31	0	0	0	-0.49	0.08	0	0	18464	0
360	142	24	2000	0	0	1.2	0.85	0	0	0	-1.28	0.08	0	0	18465.2	0
360	143	24	2000	3.05	0.08	1.88	0.09	0	0	0	1.03	0.08	0	0	18467.1	-0.02
360	144	24	2000	3.56	0	3.03	0.7	0	0	0	0.56	0.08	0	0	18470.2	-0.03
360	145	24	2000	19.3	0	4.18	1.55	0	0	0	15.07	0.08	0	0	18474.3	-0.03
360	146	24	2000	2.79	0	4.73	1.48	0	0	0	-1.98	0.08	0	0	18479.1	-0.03
360	147	24	2000	0	0	4.09	2.31	0	0	0	-4.14	0.08	0	0	18483.2	-0.03
360	148	24	2000	0	0	4.53	2.64	0	0	0	-4.59	0.08	0	0	18487.7	-0.01
360	149	24	2000	0	0	2.97	1.85	0	0	0	-3.03	0.08	0	0	18490.7	-0.02
360	150	24	2000	0	0	4.26	2.65	0	0	0	-4.32	0.08	0	0	18494.9	-0.02
360	151	24	2000	0	0	5.61	3.45	0	0	0	-5.65	0.08	0	0	18500.5	-0.03
360	152	24	2000	0.51	0	5.83	3.74	0	0	0	-5.38	0.08	0	0	18506.4	-0.02
360	153	24	2000	0	0	4.55	3.04	0	0	0	-4.62	0.08	0	0	18510.9	-0.01
360	154	24	2000	12.19	0	3.71	1.45	0	0	0	8.44	0.08	0	0	18514.6	-0.04
360	155	24	2000	0	0	4.41	2.52	0	0	0	-4.45	0.08	0	0	18519	-0.04
360	156	24	2000	0	0	1.86	1.34	0	0	0	-1.9	0.08	0	0	18520.9	-0.04
360	157	24	2000	6.86	0	2.71	0.12	0	0	0	4.09	0.08	0	0	18523.6	-0.02
360	158	24	2000	8.13	0.9	1.62	0.1	0	0	0	5.53	0.08	0	0	18525.2	-0.01
360	159	24	2000	0	0	5.13	2.67	0	0	0	-4.29	0.08	0	0	18530.4	-0.02
360	160	24	2000	0	0	3.74	3.2	0	0	0	-3.8	0.08	0	0	18534.1	-0.02
360	161	24	2000	0	0	3.06	2.5	0	0	0	-3.13	0.08	0	0	18537.2	0
360	162	24	2000	0	0	6.96	5.08	0	0	0	-6.99	0.08	0	0	18544.1	-0.05
360	163	24	2000	12.95	0	3.75	1.02	0	0	0	9.15	0.08	0	0	18547.9	-0.03
360	164	24	2000	0	0	2.92	1.9	0	0	0	-2.95	0.08	0	0	18550.8	-0.04
360	165	24	2000	33.53	1.06	1.47	0.1	0	0	0	30.92	0.08	0	0	18552.3	0
360	166	24	2000	1.52	0	4.88	2.08	0	0	0	-2.35	0.08	0	0	18557.1	-0.02
360	167	24	2000	1.52	0	5.34	3.57	0	0	0	-3.88	0.08	0	0	18562.5	-0.01
360	168	24	2000	1.02	0	6.42	4.52	0	0	0	-5.46	0.08	0	0	18568.9	-0.02
360	169	24	2000	1.02	0	4.25	2.47	0	0	0	-3.26	0.08	0	0	18573.1	-0.05
360	170	24	2000	1.78	0	2.93	0.75	0	0	0	-1.17	0.08	0	0	18576.1	-0.06
360	171	24	2000	0	0	4.5	3.39	0	0	0	-4.54	0.08	0	0	18580.6	-0.04
360	172	24	2000	0	0	5.8	4.37	0	0	0	-5.85	0.08	0	0	18586.4	-0.03
360	173	24	2000	25.4	0	5.17	2.44	0	0	0	20.16	0.08	0	0	18591.6	-0.01
360	174	24	2000	1.27	0	6.55	4.25	0	0	0	-5.29	0.08	0	0	18598.1	-0.06
360	175	24	2000	0	0	4.95	3.43	0	0	0	-4.96	0.08	0	0	18603.1	-0.07
360	176	24	2000	0	0	5.2	4.21	0	0	0	-5.2	0.08	0	0	18608.3	-0.07
360	177	24	2000	0.25	0	4.33	3.58	0	0	0	-4.1	0.08	0	0	18612.6	-0.05
360	178	24	2000	0	0	4.63	3.94	0	0	0	-4.67	0.08	0	0	18617.2	-0.04
360	179	24	2000	5.84	0	6.84	2.68	0	0	0	-1.02	0.08	0	0	18624.1	-0.05
360	180	24	2000	0	0	4.96	3.76	0	0	0	-4.96	0.08	0	0	18629	-0.08
360	181	24	2000	0	0	3.97	3.1	0	0	0	-4.02	0.08	0	0	18633	-0.03
360	182	24	2000	0	0	6.18	4.33	0	0	0	-6.22	0.08	0	0	18639.2	-0.04
360	183	24	2000	0	0	6.02	4.75	0	0	0	-6.1	0.08	0	0	18645.2	0
360	184	24	2000	0	0	6.73	5.19	0	0	0	-6.77	0.08	0	0	18651.9	-0.03
360	185	24	2000	10.92	1.2	1.75	0.19	0	0	0	7.87	0.08	0	0	18653.7	0.02
360	186	24	2000	0.25	0	4.78	2.51	0	0	0	-3.36	0.08	0	0	18658.4	-0.04
360	187	24	2000	0	0	6.49	4.49	0	0	0	-6.51	0.08	0	0	18664.9	-0.06
360	188	24	2000	0	0	4.02	3.1	0	0	0	-4.05	0.08	0	0	18669	-0.05
360	189	24	2000	0	0	5.86	4.15	0	0	0	-5.89	0.08	0	0	18674.8	-0.04
360	190	24	2000	0	0	4.88	3.35	0	0	0	-4.94	0.08	0	0	18679.7	-0.03
360	191	24	2000	2.54	0	2.87	0.55	0	0	0	-0.39	0.08	0	0	18682.6	-0.03
360	192	24	2000	0	0	1.84	0.95	0	0	0	-1.88	0.08	0	0	18684.4	-0.04
360	193	24	2000	0	0	2.4	0.92	0	0	0	-2.42	0.08	0	0	18686.8	-0.06
360	194	24	2000	0	0	1.64	0.76	0	0	0	-1.67	0.08	0	0	18688.4	-0.05
360	195	24	2000	0	0	0.73	0.63	0	0	0	-0.79	0.08	0	0	18689.2	-0.02
360	196	24	2000	5.08	0	3.5	0.32	0	0	0	1.5	0.08	0	0	18692.7	0
360	197	24	2000	25.65	1.57	1.8	0.08	0	0	0	22.22	0.08	0	0	18694.5	-0.02
360	198	24	2000	5.84	0.21	3.29	0	0	0	0	3.83	0.08	0	0	18697.8	0
360	199	24	2000	0	0	4.72	3.78	0	0	0	-4.55	0.08	0	0	18702.5	-0.04
360	200	24	2000	0	0	4.71	3.51	0	0	0	-4.72	0.08	0	0	18707.2	-0.06
360	201	24	2000	0	0	3.34	2.58	0	0	0	-3.35	0.08	0	0	18710.5	-0.07
360	202	24	2000	0	0	5.12	4.39	0	0	0	-5.18	0.08	0	0	18715.7	-0.02
360	203	24	2000	11.68	0.98	2.37	0.2	0	0	0	8.23	0.08	0	0	18718	0.02
360	204	24	2000	0.25	0	5.27	3.04	0	0	0	-4.08	0.08	0	0	18723.3	-0.03
360	205	24	2000	0	0	5.27	4.29	0	0	0	-5.31	0.08	0	0	18728.6	-0.04
360	206	24	2000	0	0	3.97	3.38	0	0	0	-4.03	0.08	0	0	18732.5	-0.01
360	207	24	2000	0	0	2.73	1.85	0	0	0	-2.78	0.08	0	0	18735.3	-0.03
360	208	24	2000	0	0	1.93	0.73	0	0	0	-1.97	0.08	0	0	18737.2	-0.04
360	209	24	2000	0.25	0	1.34	0.51	0	0	0	-1.14	0.08	0	0	18738.5	-0.02
360	210	24	2000	0	0	1.66	0.7	0	0	0	-1.68	0.08	0	0	18740.2	-0.06
360	211	24	2000	1.02	0	1.39	0.4	0	0	0	-0.43	0.08	0	0	18741.6	-0.03
360	212	24	2000	2.79	0.09	1.85	0.09	0	0	0	0.8	0.08	0	0	18743.4	-0.03
360	213	24	2000	3.05	0	2.86	0.22	0	0	0	0.21	0.08	0	0	18746.3	-0.01
360	214	24	2000	11.18	0	4.25	0.96	0	0	0	6.9	0.08	0	0	18750.5	-0.06
360	215	24	2000	0.25	0	5.05	3.77	0	0	0	-4.8	0.08	0	0	18755.6	-0.08
360	216	24	2000	0.51	0	2.13	0.84	0	0	0	-1.64	0.08	0	0	18757.7	-0.06
360	217	24	2000	0	0	1.91	0.48	0	0	0	-1.93	0.08	0	0	18759.6	-0.06
360	218	24	2000	0	0	1.64	0.48	0	0	0	-1.7	0.08	0	0	18761.3	-0.02
360	219	24	2000	4.83	0.63	2.15	0.09	0	0	0	1.98	0.08	0	0	18763.4	-0.01
360	220	24	2000	4.57	0	4.53	0.79	0	0	0	0.58	0.08	0	0	18768	0.01
360	221	24	2000	0	0	1.91	0.49	0	0	0	-1.94	0.08	0	0	18769.9	-0.05
360	222	24	2000	2.54	0	3.41	0.35	0	0	0	-0.93	0.08	0	0	18773.3	-0.02
360	223	24	2000	0	0	1.46	0.42	0	0	0	-1.48	0.08	0	0	18774.7	-0.06
360	224	24	2000	6.6	0.3	2.67	0.09	0	0	0	3.58	0.08	0	0	18777.4	-0.03
360	225	24	2000	6.35	0.17	3.08	0	0	0	0	3.33	0.08	0	0	18780.5	-0.01
360	226	24	2000	0	0	4.11	2.8	0	0	0	-4	0.08	0	0	18784.6	-0.03
360	227	24	2000	0	0	1.13	0.54	0	0	0	-1.19	0.08	0	0	18785.8	-0.03
360	228	24	2000	0	0	1.81	0.47	0	0	0	-1.82	0.08	0	0	18787.6	-0.07
360	229	24	2000	1.52	0	2.93	0.35	0	0	0	-1.45	0.08	0	0	18790.5	-0.04
360	230	24	2000	0	0	1.09	0.4	0	0	0	-1.13	0.08	0	0	18791.6	-0.04
360	231	24	2000	0.25	0	0.66	0.37	0	0	0	-0.47	0.08	0	0	18792.2	-0.02
360	232	24	2000	0	0	0.53	0.41	0	0	0	-0.6	0.08	0	0	18792.8	-0.01
360	233	24	2000	0	0	0.63	0.37	0	0	0	-0.67	0.08	0	0	18793.4	-0.03
360	234	24	2000	0	0	0.58	0.37	0	0	0	-0.64	0.08	0	0	18794	-0.02
360	235	24	2000	0	0	0.43	0.41	0	0	0	-0.49	0.08	0	0	18794.4	-0.02
360	236	24	2000	23.88	0.77	1.49	0.09	0	0	0	21.53	0.08	0	0	18795.9	0.01
360	237	24	2000	0.51	0	4.68	2.4	0	0	0	-3.46	0.08	0	0	18800.6	-0.02
360	238	24	2000	0	0	4.77	3.5	0	0	0	-4.8	0.08	0	0	18805.3	-0.06
360	239	24	2000	0	0	4.57	3.38	0	0	0	-4.61	0.08	0	0	18809.9	-0.04
360	240	24	2000	0	0	2.64	1.95	0	0	0	-2.71	0.08	0	0	18812.5	-0.02
360	241	24	2000	0	0	2.8	1.42	0	0	0	-2.82	0.08	0	0	18815.3	-0.06
360	242	24	2000	0	0	1.84	0.76	0	0	0	-1.88	0.08	0	0	18817.2	-0.05

Attachment D-1
Honeywell
Wastebeds 9-15 SWSR Pre-Design Investigation
SHAW Output Data

RUN	DAY	HR	YR	PRECIP	precip INTRCP	ET	TRANSP	CANOPY chg in storage	SNOW chg in storage	RESIDUE chg in storage	SOIL chg in storage	PERC	RUNOFF	PONDED	Etcum	ERROR
360	243	24	2000	0	0	1.61	0.59	0	0	0	-1.66	0.08	0	0	18818.8	-0.04
360	244	24	2000	0	0	1.07	0.54	0	0	0	-1.14	0.08	0	0	18819.9	-0.01
360	245	24	2000	0	0	0.53	0.46	0	0	0	-0.6	0.08	0	0	18820.4	-0.02
360	246	24	2000	0	0	0.14	0.37	0	0	0	-0.18	0.08	0	0	18820.5	-0.04
360	247	24	2000	0.51	0	0.86	0.31	0	0	0	-0.42	0.08	0	0	18821.4	-0.02
360	248	24	2000	0.25	0	0.49	0.26	0	0	0	-0.28	0.08	0	0	18821.9	-0.04
360	249	24	2000	0	0	1.11	0.35	0	0	0	-1.16	0.09	0	0	18823	-0.03
360	250	24	2000	0	0	0.56	0.36	0	0	0	-0.63	0.09	0	0	18823.6	-0.02
360	251	24	2000	0	0	0.34	0.38	0	0	0	-0.41	0.09	0	0	18823.9	-0.01
360	252	24	2000	0.25	0	0.05	0.29	0	0	0	0.12	0.09	0	0	18824	-0.01
360	253	24	2000	1.78	0	1.16	0.13	0	0	0	0.53	0.09	0	0	18825.1	0
360	254	24	2000	0	0	0.98	0.32	0	0	0	-1.03	0.09	0	0	18826.1	-0.04
360	255	24	2000	5.33	0	2.33	0.16	0	0	0	2.9	0.09	0	0	18828.4	0.02
360	256	24	2000	27.94	0	3.62	1.18	0	0	0	24.29	0.09	0	0	18832	-0.06
360	257	24	2000	0	0	4.45	2.41	0	0	0	-4.48	0.09	0	0	18836.5	-0.05
360	258	24	2000	6.6	0	3.53	0.91	0	0	0	3	0.09	0	0	18840	-0.01
360	259	24	2000	7.11	0	3.24	0.57	0	0	0	3.84	0.09	0	0	18843.3	-0.05
360	260	24	2000	0	0	3.06	1.67	0	0	0	-3.09	0.09	0	0	18846.3	-0.05
360	261	24	2000	0	0	4.32	2.9	0	0	0	-4.38	0.09	0	0	18850.6	-0.03
360	262	24	2000	0	0	3.65	2.45	0	0	0	-3.73	0.09	0	0	18854.3	-0.01
360	263	24	2000	0	0	2.87	1.95	0	0	0	-2.94	0.09	0	0	18857.2	-0.02
360	264	24	2000	0	0	4.24	2.92	0	0	0	-4.29	0.09	0	0	18861.4	-0.04
360	265	24	2000	6.35	0	4.82	1.88	0	0	0	1.5	0.09	0	0	18866.2	-0.05
360	266	24	2000	0.25	0	3.52	1.77	0	0	0	-3.31	0.09	0	0	18869.7	-0.04
360	267	24	2000	21.08	0.08	1.67	0.09	0	0	0	19.25	0.09	0	0	18871.4	-0.01
360	268	24	2000	1.02	0	2.1	0.8	0	0	0	-1.05	0.09	0	0	18873.5	-0.04
360	269	24	2000	0	0	2.67	1.31	0	0	0	-2.73	0.09	0	0	18876.2	-0.03
360	270	24	2000	0	0	1.81	1.05	0	0	0	-1.89	0.09	0	0	18878	-0.01
360	271	24	2000	1.02	0	3.45	1.63	0	0	0	-2.46	0.09	0	0	18881.5	-0.07
360	272	24	2000	0	0	2.73	1.01	0	0	0	-2.78	0.09	0	0	18884.2	-0.04
360	273	24	2000	0	0	2.34	1.26	0	0	0	-2.4	0.09	0	0	18886.5	-0.03
360	274	24	2000	0	0	2.67	1.59	0	0	0	-2.72	0.09	0	0	18889.2	-0.03
360	275	24	2000	0	0	2.63	1.58	0	0	0	-2.7	0.09	0	0	18891.8	-0.02
360	276	24	2000	0	0	2.93	1.64	0	0	0	-2.97	0.09	0	0	18894.8	-0.05
360	277	24	2000	0	0	2.06	1.08	0	0	0	-2.09	0.09	0	0	18896.8	-0.06
360	278	24	2000	3.56	0.37	1.19	0.06	0	0	0	1.94	0.09	0	0	18898	-0.03
360	279	24	2000	6.86	0.65	0.68	0	0	0	0	5.81	0.09	0	0	18898.7	-0.01
360	280	24	2000	3.56	0.5	0.78	0	0	0	0	2.84	0.09	0	0	18899.5	-0.01
360	281	24	2000	0	0	2.55	0.63	0	0	0	-2.12	0.09	0	0	18902	-0.03
360	282	24	2000	2.03	0	1.82	0.15	0	0	0	0.15	0.09	0	0	18903.8	-0.03
360	283	24	2000	0.76	0	1.11	0.17	0	0	0	-0.42	0.09	0	0	18904.9	-0.02
360	284	24	2000	2.29	0	1.32	0	0	0	0	0.88	0.09	0	0	18906.3	0
360	285	24	2000	0	0	3.06	1.01	0	0	0	-3.13	0.09	0	0	18909.3	-0.02
360	286	24	2000	0	0	2.73	1.02	0	0	0	-2.78	0.09	0	0	18912.1	-0.04
360	287	24	2000	0	0	2.74	1.09	0	0	0	-2.79	0.09	0	0	18914.8	-0.04
360	288	24	2000	0	0	3.29	1.25	0	0	0	-3.35	0.09	0	0	18918.1	-0.03
360	289	24	2000	1.02	0	0.96	0.29	0	0	0	-0.01	0.09	0	0	18919	-0.03
360	290	24	2000	25.65	0.3	0.68	0.02	0	0	0	24.6	0.09	0	0	18919.7	-0.03
360	291	24	2000	3.3	0	1.17	0.01	0	0	0	2.37	0.09	0	0	18920.9	-0.03
360	292	24	2000	5.33	0.05	0.97	0.02	0	0	0	4.24	0.09	0	0	18921.9	-0.03
360	293	24	2000	0	0	2.23	0.36	0	0	0	-2.24	0.09	0	0	18924.1	-0.02
360	294	24	2000	0	0	1.94	0.54	0	0	0	-2	0.09	0	0	18926	-0.03
360	295	24	2000	0	0	2.08	0.4	0	0	0	-2.14	0.09	0	0	18928.1	-0.03
360	296	24	2000	0	0	2.3	0.3	0	0	0	-2.38	0.09	0	0	18930.4	-0.01
360	297	24	2000	0	0	1.81	0.32	0	0	0	-1.89	0.09	0	0	18932.2	-0.01
360	298	24	2000	0	0	0.31	0.13	0	0	0	-0.4	0.09	0	0	18932.6	0
360	299	24	2000	0	0	1.17	0.19	0	0	0	-1.26	0.09	0	0	18933.7	-0.01
360	300	24	2000	0	0	1.61	0.18	0	0	0	-1.69	0.09	0	0	18935.3	-0.01
360	301	24	2000	2.79	0	1.71	0.09	0	0	0	1	0.09	0	0	18937	-0.01
360	302	24	2000	0	0	3.61	0.04	0	0	0	-3.7	0.09	0	0	18940.7	0
360	303	24	2000	0	0	2.09	0	0	0	0	-2.18	0.09	0	0	18942.8	-0.01
360	304	24	2000	0	0	1.98	0.01	0	0	0	-2.07	0.09	0	0	18944.7	0
360	305	24	2000	0	0	1.63	0	0	0	0	-1.72	0.09	0	0	18946.4	0
360	306	24	2000	0	0	0.89	0	0	0	0	-0.97	0.09	0	0	18947.2	0
360	307	24	2000	0	0	0.4	0	0	0	0	-0.49	0.09	0	0	18947.7	0
360	308	24	2000	0	0	-0.37	0	0	0	0	0.28	0.09	0	0	18947.3	0
360	309	24	2000	2.79	0	0.57	0	0	0	0	2.14	0.09	0	0	18947.8	0
360	310	24	2000	1.27	0	1.02	0	0	0	0	0.16	0.09	0	0	18948.9	0
360	311	24	2000	0	0	1.51	0	0	0	0	-1.6	0.09	0	0	18950.4	0
360	312	24	2000	0	0	0.94	0	0	0	0	-1.03	0.09	0	0	18951.3	0
360	313	24	2000	0	0	0.27	0	0	0	0	-0.36	0.09	0	0	18951.6	0
360	314	24	2000	8.89	0	0.21	0	0	0	0	8.59	0.09	0	0	18951.8	0
360	315	24	2000	11.43	0	0.33	0	0	0	0	11.01	0.09	0	0	18952.1	0
360	316	24	2000	2.03	0	1.64	0	0	0	0	0.3	0.09	0	0	18953.8	0
360	317	24	2000	0	0	1.06	0	0	0	0	-1.15	0.09	0	0	18954.8	0
360	318	24	2000	0	0	1.12	0	0	0	0	-1.22	0.09	0	0	18955.9	0
360	319	24	2000	2.03	0	0.93	0	0	0	0	1.01	0.09	0	0	18956.9	0
360	320	24	2000	0	0	3.32	0	0	0	0	-3.41	0.09	0	0	18960.2	0
360	321	24	2000	0	0	2.53	0	0	0	0	-2.62	0.09	0	0	18962.7	0
360	322	24	2000	1.02	0	2.16	0	0	0	0	-1.24	0.09	0	0	18964.9	0
360	323	24	2000	4.83	0	1.39	0	0	0	0	3.35	0.09	0	0	18966.3	0
360	324	24	2000	0	0	1.8	0	0	0	0	-1.89	0.09	0	0	18968.1	0
360	325	24	2000	1.27	0	1.48	0	0	0	0	-0.3	0.09	0	0	18969.5	0
360	326	24	2000	3.81	0	0.93	0	0	3.49	0	-0.7	0.09	0	0	18970.5	0
360	327	24	2000	6.6	0	0.25	0	0	6.52	0	-0.26	0.09	0	0	18970.7	0
360	328	24	2000	1.52	0	0.02	0	0	1.65	0	-0.23	0.09	0	0	18970.7	0
360	329	24	2000	0	0	-0.02	0	0	0.17	0	-0.24	0.09	0	0	18970.7	0
360	330	24	2000	0.51	0	0.07	0	0	0.55	0	-0.2	0.09	0	0	18970.8	0
360	331	24	2000	17.27	0	-0.04	0	0	-1.6	0	18.83	0.09	0	0	18970.8	0
360	332	24	2000	1.52	0	-0.4	0	0	-9.49	0	11.32	0.09	0	0	18970.4	-0.01
360	333	24	2000	2.29	0	0.16	0	0	-1.28	0	3.32	0.09	0	0	18970.5	0
360	334	24	2000	0	0	0.93	0	0	0	0	-1.02	0.09	0	0	18971.4	0
360	335	24	2000	6.6	0	0.98	0	0	0	0	5.54	0.09	0	0	18972.4	0
360	336	24	2000	1.52	0	1.08	0	0	1.65	0	-1.3	0.09	0	0	18973.5	0
360	337	24	2000	0	0	0.03	0	0	0.54	0	-0.66	0.09	0	0	18973.5	0
360	338	24	2000	0	0	0.01	0	0	0.46	0	-0.55	0.09	0	0	18973.5	0
360	339	24	2000	0	0	0.01	0	0	0.38	0	-0.49	0.09	0	0	18973.5	0
360	340	24	2000	0	0	1	0	0	-0.75	0	-0.34	0.09	0	0	18974.6	0
360	341	24	2000	2.79	0	0.31	0	0	2.8	0	-0.41	0.09	0	0	18974.9	0
360	342	24	2000	0.51	0	-0.1	0	0	0.88	0	-0.37	0.09	0	0	18974.8	0
360	343	24	2000	1.02	0	0	0	0	1.23	0	-0.3	0.09	0	0	18974.8	0
360	344	24	2000	0	0	-0.06	0	0	0.26	0	-0.29	0.09	0	0	18974.7	0
360	345	24	2000	0	0	-0.01	0	0	0.15	0	-0.22	0.09	0	0	18974.7	0

Attachment D-1
Honeywell
Wastebeds 9-15 SWSR Pre-Design Investigation
SHAW Output Data

RUN	DAY	HR	YR	PRECIP	precip INTRCP	ET	TRANSP	CANOPY chg in storage	SNOW chg in storage	RESIDUE chg in storage	SOIL chg in storage	PERC	RUNOFF	PONDED	Etcum	ERROR
360	346	24	2000	0.51	0	-0.01	0	0	-0.38	0	0.04	0.09	0.77	0	18974.7	0
360	347	24	2000	4.83	0	0.46	0	0	3.48	0	-0.18	0.09	0.97	0	18975.1	0
360	348	24	2000	0	0	0.02	0	0	0.19	0	-0.31	0.09	0	0	18975.2	0
360	349	24	2000	12.45	0	0.18	0	0	12.31	0	-0.13	0.09	0	0	18975.3	0
360	350	24	2000	0	0	-0.08	0	0	0.12	0	-0.13	0.09	0	0	18975.3	0
360	351	24	2000	11.18	0	0.29	0	0	10.88	0	-0.09	0.09	0	0	18975.6	0
360	352	24	2000	1.02	0	-0.96	0	0	-22.32	0	0.59	0.09	23.61	0	18974.6	0
360	353	24	2000	0.25	0	0.72	0	0	-0.35	0	-0.21	0.09	0	0	18975.3	0
360	354	24	2000	2.79	0	0.07	0	0	2.76	0	-0.12	0.09	0	0	18975.4	0
360	355	24	2000	3.05	0	0.04	0	0	3.04	0	-0.13	0.09	0	0	18975.4	0
360	356	24	2000	0	0	0	0	0	0.05	0	-0.14	0.09	0	0	18975.4	0
360	357	24	2000	0.51	0	0.34	0	0	0.21	0	-0.13	0.09	0	0	18975.8	0
360	358	24	2000	0.51	0	-0.03	0	0	0.58	0	-0.14	0.09	0	0	18975.7	0
360	359	24	2000	0.51	0	0.05	0	0	0.5	0	-0.13	0.09	0	0	18975.8	0
360	360	24	2000	0.25	0	0.07	0	0	0.24	0	-0.14	0.09	0	0	18975.9	0
360	361	24	2000	3.3	0	0.02	0	0	3.31	0	-0.12	0.09	0	0	18975.9	0
360	362	24	2000	5.33	0	-0.12	0	0	5.46	0	-0.1	0.09	0	0	18975.8	0
360	363	24	2000	0.76	0	-0.05	0	0	0.83	0	-0.11	0.09	0	0	18975.7	0
360	364	24	2000	0	0	-0.02	0	0	0.05	0	-0.12	0.09	0	0	18975.7	0
360	365	24	2000	3.56	0	-0.01	0	0	3.59	0	-0.11	0.09	0	0	18975.7	0
360	366	24	2000	3.3	0	-0.08	0	0	3.39	0	-0.1	0.09	0	0	18975.6	0
360	1	24	2001	1.02	0	-0.06	0	0	1.09	0	-0.11	0.09	0	0	18975.5	0
360	2	24	2001	0.51	0	-0.03	0	0	0.55	0	-0.11	0.09	0	0	18975.5	0
360	3	24	2001	0	0	0.1	0	0	-0.08	0	-0.11	0.09	0	0	18975.6	0
360	4	24	2001	2.29	0	0.11	0	0	2.18	0	-0.1	0.09	0	0	18975.7	0
360	5	24	2001	3.56	0	0.05	0	0	3.52	0	-0.1	0.09	0	0	18975.8	0
360	6	24	2001	0.25	0	0.02	0	0	0.24	0	-0.1	0.09	0	0	18975.8	0
360	7	24	2001	0	0	0.02	0	0	-0.01	0	-0.1	0.09	0	0	18975.8	0
360	8	24	2001	0	0	-0.05	0	0	0.06	0	-0.1	0.09	0	0	18975.8	0
360	9	24	2001	3.56	0	0.06	0	0	3.51	0	-0.11	0.09	0	0	18975.8	0
360	10	24	2001	0.25	0	0.06	0	0	0.22	0	-0.11	0.09	0	0	18975.9	0
360	11	24	2001	0	0	0.06	0	0	-0.04	0	-0.11	0.09	0	0	18976	0
360	12	24	2001	0	0	-0.08	0	0	0.12	0	-0.12	0.09	0	0	18975.9	0
360	13	24	2001	0	0	-0.03	0	0	0.07	0	-0.13	0.09	0	0	18975.8	0
360	14	24	2001	0	0	-0.06	0	0	0.07	0	-0.1	0.09	0	0	18975.8	0
360	15	24	2001	1.78	0	-0.05	0	0	1.18	0	0.55	0.09	0	0	18975.7	0
360	16	24	2001	3.05	0	-0.05	0	0	0.77	0	0.78	0.09	1.45	0	18975.7	0
360	17	24	2001	0.25	0	0	0	0	0.26	0	-0.1	0.09	0	0	18975.7	0
360	18	24	2001	0	0	0.07	0	0	-0.05	0	-0.1	0.09	0	0	18975.8	0
360	19	24	2001	2.54	0	-0.01	0	0	2.56	0	-0.1	0.09	0	0	18975.8	0
360	20	24	2001	0	0	-0.04	0	0	0.06	0	-0.11	0.09	0	0	18975.7	0
360	21	24	2001	0.25	0	0.04	0	0	0.23	0	-0.11	0.09	0	0	18975.8	0
360	22	24	2001	0	0	0.09	0	0	-0.07	0	-0.1	0.09	0	0	18975.8	0
360	23	24	2001	0	0	-0.03	0	0	0.05	0	-0.11	0.09	0	0	18975.8	0
360	24	24	2001	0	0	0.19	0	0	-0.18	0	-0.09	0.09	0	0	18976	0
360	25	24	2001	0	0	0.19	0	0	-0.18	0	-0.1	0.09	0	0	18976.2	0
360	26	24	2001	0	0	0.08	0	0	-0.07	0	-0.1	0.09	0	0	18976.3	0
360	27	24	2001	3.3	0	0.06	0	0	3.25	0	-0.1	0.09	0	0	18976.3	0
360	28	24	2001	1.02	0	0.29	0	0	0.73	0	-0.1	0.09	0	0	18976.6	0
360	29	24	2001	0	0	0.02	0	0	-0.01	0	-0.1	0.09	0	0	18976.7	0
360	30	24	2001	12.7	0	0.03	0	0	1.27	0	0.22	0.09	11.09	0	18976.7	0
360	31	24	2001	3.56	0	-0.16	0	0	-0.65	0	1.77	0.09	2.51	0	18976.5	0
360	32	24	2001	1.02	0	0.02	0	0	0.79	0	0.11	0.09	0	0	18976.5	0
360	33	24	2001	1.52	0	0.17	0	0	1.36	0	-0.09	0.09	0	0	18976.7	0
360	34	24	2001	1.78	0	0.01	0	0	1.78	0	-0.1	0.09	0	0	18976.7	0
360	35	24	2001	0.25	0	0.09	0	0	0.17	0	-0.1	0.09	0	0	18976.8	0
360	36	24	2001	0	0	0.07	0	0	-0.06	0	-0.09	0.09	0	0	18976.9	0
360	37	24	2001	1.02	0	0.13	0	0	0.81	0	-0.02	0.09	0.02	0	18977	0
360	38	24	2001	0	0	0.28	0	0	-0.28	0	-0.09	0.09	0	0	18977.3	0
360	39	24	2001	9.14	0	0.11	0	0	9.03	0	-0.09	0.09	0	0	18977.4	0
360	40	24	2001	6.86	0	-0.23	0	0	-4.8	0	2.51	0.09	9.29	0	18977.2	0
360	41	24	2001	1.02	0	1.48	0	0	-16.73	0	1.06	0.09	15.11	0	18978.7	0
360	42	24	2001	0	0	0.79	0	0	-0.76	0	-0.11	0.09	0	0	18979.4	0
360	43	24	2001	0	0	0.48	0	0	-0.5	0	-0.1	0.09	0.02	0	18979.9	0
360	44	24	2001	0	0	0.16	0	0	-1.27	0	-0.09	0.09	1.1	0	18980.1	0
360	45	24	2001	6.6	0	0.07	0	0	0.67	0	-0.05	0.09	5.81	0	18980.2	0
360	46	24	2001	0.51	0	0.46	0	0	0.02	0	-0.09	0.09	0.03	0	18980.6	0
360	47	24	2001	0	0	0.37	0	0	-0.37	0	-0.09	0.09	0.01	0	18981	0
360	48	24	2001	1.52	0	1.45	0	0	0.07	0	-0.11	0.09	0.02	0	18982.4	0
360	49	24	2001	1.02	0	1.01	0	0	0.03	0	-0.11	0.09	0	0	18983.5	0
360	50	24	2001	0	0	0.79	0	0	-0.78	0	-0.09	0.09	0	0	18984.2	0
360	51	24	2001	0.51	0	0.03	0	0	-3.74	0	-0.05	0.09	4.18	0	18984.3	0
360	52	24	2001	0	0	1.85	0	0	-1.81	0	-0.13	0.09	0	0	18986.1	0
360	53	24	2001	1.78	0	0.27	0	0	1.52	0	-0.1	0.09	0	0	18986.4	0
360	54	24	2001	1.27	0	0.29	0	0	0.98	0	-0.09	0.09	0	0	18986.7	0
360	55	24	2001	0	0	0.1	0	0	-0.09	0	-0.1	0.09	0	0	18986.8	0
360	56	24	2001	8.64	0	0.17	0	0	-2.21	0	-0.05	0.09	10.64	0	18986.9	0
360	57	24	2001	0.25	0	1.43	0	0	-1.16	0	-0.1	0.09	0	0	18988.4	0
360	58	24	2001	0.25	0	0.89	0	0	-0.61	0	-0.11	0.09	0	0	18989.3	0
360	59	24	2001	0	0	1.22	0	0	-1.17	0	-0.13	0.09	0	0	18990.5	0
360	60	24	2001	8.38	0	0.05	0	0	8.34	0	-0.1	0.09	0	0	18990.5	0
360	61	24	2001	3.3	0	0.01	0	0	3.3	0	-0.09	0.09	0	0	18990.5	0
360	62	24	2001	0.76	0	0.02	0	0	0.75	0	-0.09	0.09	0	0	18990.6	0
360	63	24	2001	0.51	0	0.15	0	0	0.37	0	-0.09	0.09	0	0	18990.7	0
360	64	24	2001	12.45	0	-0.01	0	0	12.46	0	-0.09	0.09	0	0	18990.7	0
360	65	24	2001	8.13	0	0.07	0	0	8.06	0	-0.09	0.09	0	0	18990.8	0
360	66	24	2001	0	0	0.17	0	0	-0.17	0	-0.09	0.09	0	0	18990.9	0
360	67	24	2001	0.51	0	0.08	0	0	0.42	0	-0.08	0.09	0	0	18991	0
360	68	24	2001	10.16	0	0.02	0	0	10.14	0	-0.09	0.09	0	0	18991	0
360	69	24	2001	0	0	0.18	0	0	-0.18	0	-0.09	0.09	0	0	18991.2	0
360	70	24	2001	1.78	0	0.36	0	0	1.42	0	-0.09	0.09	0	0	18991.6	0
360	71	24	2001	0.76	0	0.29	0	0	0.47	0	-0.09	0.09	0	0	18991.9	0
360	72	24	2001	19.81	0	0.09	0	0	3.09	0	-0.06	0.09	16.61	0	18992	0
360	73	24	2001	0	0	0.56	0	0	-1.07	0	0.08	0.09	0.34	0	18992.5	0
360	74	24	2001	0	0	-0.03	0	0	-3.35	0	0.2	0.09	3.09	0	18992.5	0
360	75	24	2001	0	0	0.12	0	0	-1.31	0	0.19	0.09	0.92	0	18992.6	0
360	76	24	2001	5.59	0	0.12	0	0	5.47	0	-0.09	0.09	0	0	18992.7	0
360	77	24	2001	0	0	0.37	0	0	-0.42	0	-0.07	0.09	0.03	0	18993.1	0
360	78	24	2001	0	0	0.08	0	0	-0.15	0	-0.05	0.09	0.03	0	18993.2	0
360	79	24	2001	0	0	0.09	0	0	-0.62	0	0.13	0.09	0.31	0	18993.3	0
360	80	24	2001	21.34	0	0.18	0	0	-2.9	0	0.36	0.09	23.61	0	18993.5	0
360	81	24	2001	7.62	0	-0.13	0	0	-7.74	0	1.95	0.09	13.44	0	18993.3	0
360	82	24	2001	0	0	0.27	0	0	-8.02	0	3.46	0.09	4.21	0	18993.6	0

Attachment D-1
Honeywell
Wastebeds 9-15 SWSR Pre-Design Investigation
SHAW Output Data

RUN	DAY	HR	YR	PRECIP	precip INTRCP	ET	TRANSP	CANOPY chg in storage	SNOW chg in storage	RESIDUE chg in storage	SOIL chg in storage	PERC	RUNOFF	PONDED	Etcum	ERROR
360	83	24	2001	0	0	0.85	0	0	-9.79	0	0.02	0.09	8.83	0	18994.4	0
360	84	24	2001	0	0	2.01	0	0	-1.96	0	-0.14	0.09	0	0	18996.5	0
360	85	24	2001	3.05	0	0.82	0	0	2.25	0	-0.1	0.09	0	0	18997.3	0
360	86	24	2001	0	0	0.68	0	0	-0.67	0	-0.1	0.09	0	0	18998	0
360	87	24	2001	0.25	0	0.44	0	0	-0.78	0	-0.08	0.09	0.6	0	18998.4	0
360	88	24	2001	0	0	0.39	0	0	-10.37	0	-0.09	0.09	9.98	0	18998.8	0
360	89	24	2001	32.26	0	-0.09	0	0	-6.87	0	0	0.09	39.13	0	18998.7	0
360	90	24	2001	0	0	0.05	0	0	-8.05	0	-0.08	0.09	7.99	0	18998.8	0
360	91	24	2001	0	0	0.02	0	0	-11.79	0	-0.08	0.09	11.77	0	18998.8	0
360	92	24	2001	0.25	0	0.16	0	0	-17.42	0	-0.09	0.09	17.25	0.26	18998.9	0
360	93	24	2001	0	0	2.35	0.04	0	0	0	-2.18	0.09	0	0	19001.3	0
360	94	24	2001	0	0	2.71	0.07	0	0	0	-2.8	0.09	0	0	19004	0.01
360	95	24	2001	0	0	2.97	0.12	0	0	0	-3.06	0.09	0	0	19007	0.01
360	96	24	2001	4.06	0	1.06	0.01	0	0	0	2.91	0.09	0	0	19008	0
360	97	24	2001	4.57	0	1.25	0	0	0	0	3.24	0.09	0	0	19009.3	0
360	98	24	2001	11.43	0	5.08	0.24	0	0	0	6.27	0.09	0	0	19014.4	-0.01
360	99	24	2001	5.84	0	3.99	0.19	0	0	0	1.77	0.09	0	0	19018.3	-0.01
360	100	24	2001	0	0	3.78	0.3	0	0	0	-3.87	0.09	0	0	19022.1	0
360	101	24	2001	0	0	2.49	0.26	0	0	0	-2.57	0.09	0	0	19024.6	-0.01
360	102	24	2001	10.92	0	3.9	0.46	0	0	0	6.94	0.09	0	0	19028.5	0
360	103	24	2001	0	0	5.46	0.4	0	0	0	-5.53	0.09	0	0	19034	-0.02
360	104	24	2001	0	0	4.42	0.52	0	0	0	-4.5	0.09	0	0	19038.4	0
360	105	24	2001	0	0	3.29	0.56	0	0	0	-3.37	0.09	0	0	19041.7	0
360	106	24	2001	0	0	4.23	0.7	0	0	0	-4.3	0.09	0	0	19045.9	-0.02
360	107	24	2001	0	0	3.97	0.57	0	0	0	-4.04	0.08	0	0	19049.9	-0.01
360	108	24	2001	0	0	4.51	0	0	0	0	-4.59	0.08	0	0	19054.4	-0.01
360	109	24	2001	0	0	4	0.57	0	0	0	-4.1	0.08	0	0	19058.4	0.01
360	110	24	2001	0	0	4.26	1.07	0	0	0	-4.33	0.08	0	0	19062.6	-0.01
360	111	24	2001	1.52	0	3.06	0.79	0	0	0	-1.62	0.08	0	0	19065.7	0
360	112	24	2001	0	0	5.38	1.24	0	0	0	-5.46	0.08	0	0	19071.1	0
360	113	24	2001	0	0	5.76	1.84	0	0	0	-5.83	0.08	0	0	19076.8	-0.02
360	114	24	2001	0.25	0	4.92	1.57	0	0	0	-4.75	0.08	0	0	19081.8	-0.01
360	115	24	2001	0	0	2.71	1.57	0	0	0	-2.78	0.08	0	0	19084.5	-0.01
360	116	24	2001	0	0	2.42	2.13	0	0	0	-2.49	0.08	0	0	19086.9	-0.01
360	117	24	2001	0	0	1.75	1.99	0	0	0	-1.83	0.08	0	0	19088.6	0
360	118	24	2001	0	0	2.01	1.71	0	0	0	-2.08	0.08	0	0	19090.6	-0.01
360	119	24	2001	0	0	2.37	2.25	0	0	0	-2.45	0.08	0	0	19093	-0.01
360	120	24	2001	0	0	3.03	3.02	0	0	0	-3.1	0.08	0	0	19096	-0.01
360	121	24	2001	0	0	3.58	3.65	0	0	0	-3.66	0.08	0	0	19099.6	-0.01
360	122	24	2001	0	0	3.18	3.38	0	0	0	-3.26	0.08	0	0	19102.8	0
360	123	24	2001	0	0	3.02	3.06	0	0	0	-3.09	0.08	0	0	19105.8	-0.01
360	124	24	2001	0	0	2.28	2.15	0	0	0	-2.35	0.08	0	0	19108.1	-0.02
360	125	24	2001	0	0	0.86	0.69	0	0	0	-0.93	0.08	0	0	19109	-0.01
360	126	24	2001	0	0	0.7	0.53	0	0	0	-0.77	0.08	0	0	19109.7	-0.01
360	127	24	2001	0	0	0.75	0.56	0	0	0	-0.82	0.08	0	0	19110.4	-0.02
360	128	24	2001	0.76	0	0.99	0.45	0	0	0	-0.32	0.08	0	0	19111.4	0
360	129	24	2001	1.78	0	2.03	0.38	0	0	0	-0.34	0.08	0	0	19113.4	0
360	130	24	2001	0	0	0.62	0.46	0	0	0	-0.7	0.08	0	0	19114.1	-0.01
360	131	24	2001	0	0	0.39	0.44	0	0	0	-0.47	0.08	0	0	19114.5	0
360	132	24	2001	7.62	0.06	1.55	0.07	0	0	0	5.94	0.08	0	0	19116	-0.01
360	133	24	2001	0	0	4.22	0.73	0	0	0	-4.24	0.08	0	0	19120.2	0
360	134	24	2001	0	0	2.35	0.3	0	0	0	-2.42	0.08	0	0	19122.6	-0.01
360	135	24	2001	0	0	0.73	0.36	0	0	0	-0.8	0.08	0	0	19123.3	-0.01
360	136	24	2001	0	0	0.32	0.42	0	0	0	-0.4	0.08	0	0	19123.6	0
360	137	24	2001	0.51	0	0.49	0.32	0	0	0	-0.07	0.08	0	0	19124.1	0.01
360	138	24	2001	2.54	0	1.42	0.15	0	0	0	1.02	0.08	0	0	19125.5	0.01
360	139	24	2001	0	0	1.8	0.39	0	0	0	-1.87	0.08	0	0	19127.3	-0.02
360	140	24	2001	0	0	0.48	0.41	0	0	0	-0.56	0.08	0	0	19127.8	-0.01
360	141	24	2001	5.59	0	2.21	0.2	0	0	0	3.3	0.08	0	0	19130	0
360	142	24	2001	11.94	0	2.48	0.34	0	0	0	9.4	0.08	0	0	19132.5	-0.02
360	143	24	2001	10.41	0	2.89	0.46	0	0	0	7.46	0.08	0	0	19135.4	-0.02
360	144	24	2001	0.25	0	4.06	2.36	0	0	0	-3.88	0.08	0	0	19139.4	-0.02
360	145	24	2001	0	0	5.82	3.35	0	0	0	-5.87	0.08	0	0	19145.3	-0.03
360	146	24	2001	1.52	0	2	0.54	0	0	0	-0.57	0.08	0	0	19147.3	0.01
360	147	24	2001	11.43	0	5.04	1.94	0	0	0	6.34	0.08	0	0	19152.3	-0.04
360	148	24	2001	2.29	0	3.72	1.05	0	0	0	-1.49	0.08	0	0	19156	-0.03
360	149	24	2001	0.25	0	2.39	1.21	0	0	0	-2.18	0.08	0	0	19158.4	-0.04
360	150	24	2001	0	0	5.33	2.77	0	0	0	-5.39	0.08	0	0	19163.7	-0.03
360	151	24	2001	0	0	4.63	2.16	0	0	0	-4.69	0.08	0	0	19168.4	-0.02
360	152	24	2001	6.35	0	3.92	1.26	0	0	0	2.38	0.08	0	0	19172.3	-0.03
360	153	24	2001	1.52	0	2.2	0.79	0	0	0	-0.77	0.08	0	0	19174.5	0
360	154	24	2001	14.48	0	2.76	0.25	0	0	0	11.65	0.08	0	0	19177.3	-0.02
360	155	24	2001	2.03	0	4.74	1.93	0	0	0	-2.77	0.08	0	0	19182	-0.02
360	156	24	2001	0	0	4.23	2.77	0	0	0	-4.31	0.08	0	0	19186.2	0
360	157	24	2001	0	0	4.77	2.83	0	0	0	-4.84	0.08	0	0	19191	-0.02
360	158	24	2001	0	0	3.69	1.62	0	0	0	-3.75	0.08	0	0	19194.7	-0.02
360	159	24	2001	0	0	2.7	0.81	0	0	0	-2.75	0.08	0	0	19197.4	-0.03
360	160	24	2001	0	0	0.9	0.63	0	0	0	-0.97	0.08	0	0	19198.3	-0.02
360	161	24	2001	0	0	0.49	0.51	0	0	0	-0.56	0.08	0	0	19198.8	-0.01
360	162	24	2001	11.94	0.68	1.42	0.06	0	0	0	9.76	0.08	0	0	19200.2	0
360	163	24	2001	0	0	4.58	2.75	0	0	0	-3.96	0.08	0	0	19204.8	-0.02
360	164	24	2001	0	0	3.53	1.57	0	0	0	-3.6	0.08	0	0	19208.3	-0.01
360	165	24	2001	0	0	2.19	0.47	0	0	0	-2.25	0.08	0	0	19210.5	-0.03
360	166	24	2001	0	0	0.95	0.39	0	0	0	-1	0.08	0	0	19211.4	-0.03
360	167	24	2001	7.62	0	3.04	0.51	0	0	0	4.51	0.08	0	0	19214.5	-0.01
360	168	24	2001	0	0	2.71	0.62	0	0	0	-2.75	0.08	0	0	19217.2	-0.04
360	169	24	2001	0	0	2.1	0.2	0	0	0	-2.14	0.08	0	0	19219.3	-0.04
360	170	24	2001	0	0	0.6	0.26	0	0	0	-0.68	0.08	0	0	19219.9	0
360	171	24	2001	0	0	0	0.11	0	0	0	-0.07	0.08	0	0	19219.9	-0.02
360	172	24	2001	14.22	0.58	2.06	0.01	0	0	0	11.52	0.08	0	0	19221.9	-0.01
360	173	24	2001	8.38	0	4.38	1.21	0	0	0	4.5	0.08	0	0	19226.3	0
360	174	24	2001	24.38	1.14	1.87	0.11	0	0	0	21.32	0.08	0	0	19228.2	-0.03
360	175	24	2001	0	0	4.05	2.19	0	0	0	-2.98	0.08	0	0	19232.3	-0.02
360	176	24	2001	0	0	5.85	4.44	0	0	0	-5.89	0.08	0	0	19238.1	-0.05
360	177	24	2001	0	0	5.7	4.52	0	0	0	-5.75	0.08	0	0	19243.8	-0.03
360	178	24	2001	0	0	6.97	5.05	0	0	0	-7.02	0.08	0	0	19250.8	-0.03
360	179	24	2001	0	0	4.89	3.72	0	0	0	-4.95	0.08	0	0	19255.7	-0.02
360	180	24	2001	0	0	5.72	4.11	0	0	0	-5.77	0.08	0	0	19261.4	-0.04
360	181	24	2001	0	0	2.41	1.26	0	0	0	-2.48	0.08	0	0	19263.8	-0.01
360	182	24	2001	9.65	0	5.52	1.93	0	0	0	4.1	0.08	0	0	19269.3	-0.06
360	183	24	2001	0	0	4.22	1.52	0	0	0	-4.26	0.08	0	0	19273.5	-0.04
360	184	24	2001	0	0	0.89	0.25	0	0	0	-0.95	0.08	0	0	19274.4	-0.02
360	185	24	2001	0	0	0.69	0.21	0	0	0	-0.75	0.08	0	0	19275.1	-0.03

Attachment D-1
Honeywell
Wastebeds 9-15 SWSR Pre-Design Investigation
SHAW Output Data

RUN	DAY	HR	YR	PRECIP	precip INTRCP	ET	TRANSP	CANOPY chg in storage	SNOW chg in storage	RESIDUE chg in storage	SOIL chg in storage	PERC	RUNOFF	PONDED	Etcum	ERROR
360	186	24	2001	2.29	0	2.96	0.14	0	0	0	-0.71	0.08	0	0	19278.1	-0.05
360	187	24	2001	0	0	0.85	0.12	0	0	0	-0.9	0.08	0	0	19278.9	-0.04
360	188	24	2001	0.51	0	0.77	0.14	0	0	0	-0.33	0.08	0	0	19279.7	-0.01
360	189	24	2001	0.51	0	0.11	0.08	0	0	0	0.3	0.08	0	0	19279.8	0.01
360	190	24	2001	0	0	0.75	0.15	0	0	0	-0.78	0.08	0	0	19280.6	-0.05
360	191	24	2001	0.51	0	0.68	0.11	0	0	0	-0.22	0.08	0	0	19281.3	-0.03
360	192	24	2001	2.03	0	1.84	0.05	0	0	0	0.13	0.08	0	0	19283.1	-0.02
360	193	24	2001	0	0	0.22	0.05	0	0	0	-0.28	0.08	0	0	19283.3	-0.03
360	194	24	2001	0	0	0.16	0.06	0	0	0	-0.25	0.08	0	0	19283.5	0
360	195	24	2001	0	0	-0.18	0.03	0	0	0	0.1	0.08	0	0	19283.3	0
360	196	24	2001	0	0	0.4	0.06	0	0	0	-0.44	0.08	0	0	19283.7	-0.04
360	197	24	2001	1.27	0	1.37	0.05	0	0	0	-0.15	0.08	0	0	19285.1	-0.04
360	198	24	2001	15.75	0	3.29	0.17	0	0	0	12.37	0.08	0	0	19288.3	0.01
360	199	24	2001	0	0	6.3	4.85	0	0	0	-6.32	0.08	0	0	19294.7	-0.07
360	200	24	2001	0	0	3.04	1.87	0	0	0	-3.09	0.08	0	0	19297.7	-0.03
360	201	24	2001	0	0	1.12	0.09	0	0	0	-1.16	0.08	0	0	19298.8	-0.05
360	202	24	2001	0	0	1.18	0.1	0	0	0	-1.21	0.08	0	0	19300	-0.06
360	203	24	2001	0	0	0.86	0.1	0	0	0	-0.9	0.08	0	0	19300.9	-0.04
360	204	24	2001	0	0	-0.01	0.07	0	0	0	-0.07	0.08	0	0	19300.8	0
360	205	24	2001	11.43	0	5.49	2.07	0	0	0	5.87	0.08	0	0	19306.3	-0.01
360	206	24	2001	2.03	0	4.89	1.91	0	0	0	-2.87	0.08	0	0	19311.2	-0.07
360	207	24	2001	6.86	0	5.94	1.38	0	0	0	0.89	0.08	0	0	19317.2	-0.05
360	208	24	2001	0	0	1.93	0.48	0	0	0	-1.98	0.08	0	0	19319.1	-0.04
360	209	24	2001	0	0	1.21	0.04	0	0	0	-1.28	0.08	0	0	19320.3	-0.01
360	210	24	2001	0	0	0.9	0.04	0	0	0	-0.97	0.08	0	0	19321.2	-0.01
360	211	24	2001	0	0	0.36	0.04	0	0	0	-0.42	0.08	0	0	19321.6	-0.02
360	212	24	2001	0	0	0.23	0.04	0	0	0	-0.28	0.08	0	0	19321.8	-0.03
360	213	24	2001	0	0	0.11	0.04	0	0	0	-0.16	0.08	0	0	19321.9	-0.02
360	214	24	2001	0	0	-0.19	0.03	0	0	0	0.13	0.08	0	0	19321.7	-0.02
360	215	24	2001	0	0	-0.29	0.02	0	0	0	0.22	0.08	0	0	19321.4	-0.01
360	216	24	2001	0	0	0.47	0.03	0	0	0	-0.51	0.08	0	0	19321.9	-0.05
360	217	24	2001	0	0	0.4	0.03	0	0	0	-0.45	0.08	0	0	19322.3	-0.03
360	218	24	2001	0	0	0.03	0.03	0	0	0	-0.1	0.08	0	0	19322.3	-0.02
360	219	24	2001	3.56	0	2.8	0.01	0	0	0	0.67	0.08	0	0	19325.1	0
360	220	24	2001	0	0	0.61	0.02	0	0	0	-0.64	0.08	0	0	19325.7	-0.05
360	221	24	2001	33.02	0	6.64	3.06	0	0	0	26.35	0.08	0	0	19332.4	-0.06
360	222	24	2001	0	0	6.31	4.33	0	0	0	-6.32	0.08	0	0	19338.7	-0.07
360	223	24	2001	0	0	5.22	4.05	0	0	0	-5.24	0.08	0	0	19343.9	-0.06
360	224	24	2001	0	0	3.42	2.64	0	0	0	-3.48	0.08	0	0	19347.3	-0.03
360	225	24	2001	0	0	4.25	3.14	0	0	0	-4.27	0.08	0	0	19351.6	-0.06
360	226	24	2001	0	0	2.7	1.19	0	0	0	-2.72	0.08	0	0	19354.3	-0.06
360	227	24	2001	0	0	1.95	0.5	0	0	0	-1.98	0.08	0	0	19356.2	-0.05
360	228	24	2001	6.86	0	3.67	0.72	0	0	0	3.16	0.08	0	0	19359.9	-0.05
360	229	24	2001	2.03	0	3.07	0.72	0	0	0	-1.09	0.08	0	0	19363	-0.02
360	230	24	2001	0	0	1.65	0.22	0	0	0	-1.69	0.08	0	0	19364.6	-0.03
360	231	24	2001	22.35	0	3.99	1.01	0	0	0	18.28	0.08	0	0	19368.6	0
360	232	24	2001	16.51	0	5.2	1.83	0	0	0	11.29	0.08	0	0	19373.8	-0.06
360	233	24	2001	0.25	0	4.2	2.86	0	0	0	-3.98	0.08	0	0	19378	-0.05
360	234	24	2001	0	0	5.6	4.13	0	0	0	-5.63	0.08	0	0	19383.6	-0.06
360	235	24	2001	0	0	2.6	2.03	0	0	0	-2.64	0.08	0	0	19386.2	-0.04
360	236	24	2001	0	0	5.23	3.71	0	0	0	-5.27	0.08	0	0	19391.4	-0.05
360	237	24	2001	0	0	5.07	3.76	0	0	0	-5.09	0.08	0	0	19396.5	-0.06
360	238	24	2001	3.56	0	5.57	2.41	0	0	0	-2.11	0.08	0	0	19402.1	0.01
360	239	24	2001	0	0	2.41	1.34	0	0	0	-2.45	0.08	0	0	19404.5	-0.04
360	240	24	2001	8.89	0.19	2.63	0.04	0	0	0	6.03	0.08	0	0	19407.1	-0.04
360	241	24	2001	0	0	4.21	2.78	0	0	0	-4.06	0.08	0	0	19411.3	-0.04
360	242	24	2001	0	0	2.91	1.56	0	0	0	-2.93	0.08	0	0	19414.2	-0.05
360	243	24	2001	25.91	0	3.58	0.99	0	0	0	22.29	0.08	0	0	19417.8	-0.05
360	244	24	2001	0	0	4.16	2.39	0	0	0	-4.19	0.08	0	0	19422	-0.05
360	245	24	2001	0	0	3.85	2.72	0	0	0	-3.9	0.08	0	0	19425.8	-0.03
360	246	24	2001	0	0	4.91	3.62	0	0	0	-4.95	0.08	0	0	19430.7	-0.04
360	247	24	2001	0	0	4.14	3.07	0	0	0	-4.19	0.08	0	0	19434.9	-0.02
360	248	24	2001	0	0	4.33	2.44	0	0	0	-4.37	0.08	0	0	19439.2	-0.04
360	249	24	2001	0	0	2.21	1.11	0	0	0	-2.27	0.08	0	0	19441.4	-0.02
360	250	24	2001	0	0	1.59	0.51	0	0	0	-1.63	0.08	0	0	19443	-0.04
360	251	24	2001	0	0	0.9	0.31	0	0	0	-0.97	0.08	0	0	19443.9	-0.01
360	252	24	2001	0	0	0.46	0.2	0	0	0	-0.5	0.08	0	0	19444.4	-0.03
360	253	24	2001	5.33	0	2.27	0.02	0	0	0	2.77	0.08	0	0	19446.6	0.22
360	254	24	2001	0	0	1.83	0.07	0	0	0	-1.87	0.08	0	0	19448.5	-0.04
360	255	24	2001	0	0	1.13	0.09	0	0	0	-1.18	0.08	0	0	19449.6	-0.03
360	256	24	2001	2.03	0	1.54	0.02	0	0	0	0.42	0.08	0	0	19451.1	-0.01
360	257	24	2001	0	0	0.78	0.04	0	0	0	-0.83	0.08	0	0	19451.9	-0.03
360	258	24	2001	0	0	0.4	0.05	0	0	0	-0.45	0.08	0	0	19452.3	-0.03
360	259	24	2001	0	0	-0.06	0.04	0	0	0	0.01	0.08	0	0	19452.3	-0.02
360	260	24	2001	0	0	0.21	0.04	0	0	0	-0.25	0.08	0	0	19452.5	-0.04
360	261	24	2001	0	0	-0.19	0.02	0	0	0	0.12	0.08	0	0	19452.3	-0.01
360	262	24	2001	0	0	0.08	0.03	0	0	0	-0.13	0.08	0	0	19452.4	-0.03
360	263	24	2001	3.3	0	1.58	0	0	0	0	1.62	0.08	0	0	19453.9	0.01
360	264	24	2001	0.51	0	1.68	0.02	0	0	0	-1.21	0.08	0	0	19455.6	-0.04
360	265	24	2001	5.33	0	2.47	0.19	0	0	0	2.8	0.08	0	0	19458.1	-0.02
360	266	24	2001	0	0	1.51	0.07	0	0	0	-1.56	0.08	0	0	19459.6	-0.03
360	267	24	2001	65.79	0	2.01	0.16	0	0	0	63.76	0.08	0	0	19461.6	-0.06
360	268	24	2001	19.81	0.41	1.92	0.06	0	0	0	17.46	0.08	0	0	19463.5	-0.06
360	269	24	2001	0	0	2.83	1	0	0	0	-2.46	0.08	0	0	19466.4	-0.04
360	270	24	2001	0.76	0	1.85	0.73	0	0	0	-1.16	0.08	0	0	19468.2	-0.01
360	271	24	2001	0	0	1.5	0.81	0	0	0	-1.55	0.08	0	0	19469.7	-0.03
360	272	24	2001	0	0	2.72	1.56	0	0	0	-2.75	0.08	0	0	19472.4	-0.05
360	273	24	2001	0	0	2.56	1.41	0	0	0	-2.6	0.08	0	0	19475	-0.03
360	274	24	2001	0	0	2.41	1.38	0	0	0	-2.44	0.08	0	0	19477.4	-0.05
360	275	24	2001	0	0	2.37	1.48	0	0	0	-2.43	0.08	0	0	19479.8	-0.03
360	276	24	2001	0	0	3.24	1.91	0	0	0	-3.25	0.08	0	0	19483	-0.06
360	277	24	2001	0	0	3.74	1.92	0	0	0	-3.77	0.08	0	0	19486.7	-0.06
360	278	24	2001	0	0	2.3	1.13	0	0	0	-2.37	0.08	0	0	19489.1	-0.01
360	279	24	2001	7.87	0	4.54	1.2	0	0	0	3.32	0.08	0	0	19493.6	-0.06
360	280	24	2001	4.06	0	3.15	0.24	0	0	0	0.88	0.08	0	0	19496.7	-0.04
360	281	24	2001	0.51	0	1.73	0.54	0	0	0	-1.28	0.08	0	0	19498.5	-0.02
360	282	24	2001	0	0	2.33	0.99	0	0	0	-2.38	0.08	0	0	19500.8	-0.03
360	283	24	2001	0	0	2.29	1.33	0	0	0	-2.34	0.08	0	0	19503.1	-0.03
360	284	24	2001	0	0	2.38	1.23	0	0	0	-2.41	0.08	0	0	19505.5	-0.04
360	285	24	2001	1.27	0	1	0.32	0	0	0	0.21	0.08	0	0	19506.5	-0.01
360	286	24	2001	0	0	2.43	1.08	0	0	0	-2.47	0.08	0	0	19508.9	-0.04
360	287	24	2001	4.83	0	2.95	0.46	0	0	0	1.88	0.08	0	0	19511.8	-0.08
360	288	24	2001	0.51	0	2.72	0.58	0	0	0	-2.2	0.08	0	0	19514.6	-0.09

Attachment D-1
Honeywell
Wastebeds 9-15 SWSR Pre-Design Investigation
SHAW Output Data

RUN	DAY	HR	YR	PRECIP	precip INTRCP	ET	TRANSP	CANOPY chg in storage	SNOW chg in storage	RESIDUE chg in storage	SOIL chg in storage	PERC	RUNOFF	PONDED	Etcum	ERROR
360	289	24	2001	4.83	0	3.56	0.67	0	0	0	1.24	0.08	0	0	19518.1	-0.06
360	290	24	2001	3.81	0	2.59	0.14	0	0	0	1.19	0.08	0	0	19520.7	-0.04
360	291	24	2001	0	0	2.07	0.4	0	0	0	-2.1	0.08	0	0	19522.8	-0.04
360	292	24	2001	0	0	2.16	0.57	0	0	0	-2.22	0.08	0	0	19525	-0.02
360	293	24	2001	0.51	0	2.04	0.47	0	0	0	-1.59	0.08	0	0	19527	-0.02
360	294	24	2001	14.48	0	1.4	0.26	0	0	0	13.02	0.08	0	0	19528.4	-0.02
360	295	24	2001	0	0	1.27	0.27	0	0	0	-1.33	0.08	0	0	19529.7	-0.01
360	296	24	2001	0	0	2.08	0.29	0	0	0	-2.13	0.08	0	0	19531.7	-0.02
360	297	24	2001	2.29	0	0.48	0.01	0	0	0	1.73	0.08	0	0	19532.2	0
360	298	24	2001	1.52	0	3.63	0.24	0	0	0	-2.16	0.08	0	0	19535.8	-0.02
360	299	24	2001	0.25	0	3.88	0.11	0	0	0	-3.69	0.08	0	0	19539.7	-0.01
360	300	24	2001	5.59	0	2.32	0.03	0	0	0	3.19	0.08	0	0	19542.1	0
360	301	24	2001	0	0	1.27	0.03	0	0	0	-1.34	0.08	0	0	19543.3	-0.01
360	302	24	2001	0	0	1.26	0.05	0	0	0	-1.33	0.08	0	0	19544.6	0
360	303	24	2001	0	0	2.29	0.02	0	0	0	-2.37	0.08	0	0	19546.9	0.01
360	304	24	2001	2.29	0	0.66	0.01	0	0	0	1.55	0.08	0	0	19547.5	0
360	305	24	2001	0	0	2.1	0	0	0	0	-2.17	0.08	0	0	19549.6	0
360	306	24	2001	16.76	0	3.33	0	0	0	0	13.36	0.08	0	0	19552.9	0
360	307	24	2001	0	0	2.81	0	0	0	0	-2.89	0.07	0	0	19555.8	0
360	308	24	2001	1.27	0	1.97	0	0	0	0	-0.77	0.07	0	0	19557.7	0
360	309	24	2001	2.79	0	1.98	0	0	0	0	0.74	0.07	0	0	19559.7	0
360	310	24	2001	0	0	1.72	0	0	0	0	-1.79	0.07	0	0	19561.4	0
360	311	24	2001	0	0	0.78	0	0	0	0	-0.85	0.07	0	0	19562.2	0
360	312	24	2001	1.27	0	1.82	0	0	0	0	-0.63	0.07	0	0	19564	0
360	313	24	2001	0.76	0	2.24	0	0	0	0	-1.55	0.07	0	0	19566.3	0
360	314	24	2001	1.02	0	1.92	0	0	0	0	-0.98	0.07	0	0	19568.2	0
360	315	24	2001	0.51	0	2.1	0	0	0	0	-1.67	0.07	0	0	19570.3	0
360	316	24	2001	0.25	0	1.75	0	0	0	0	-1.57	0.07	0	0	19572	0
360	317	24	2001	0	0	1.12	0	0	0	0	-1.2	0.07	0	0	19573.2	0
360	318	24	2001	0.25	0	0.42	0	0	0	0	-0.24	0.07	0	0	19573.6	0
360	319	24	2001	0.51	0	0.5	0	0	0	0	-0.06	0.07	0	0	19574.1	0
360	320	24	2001	0	0	1.82	0	0	0	0	-1.89	0.07	0	0	19575.9	0
360	321	24	2001	0	0	1.52	0	0	0	0	-1.6	0.07	0	0	19577.4	0
360	322	24	2001	0	0	1.02	0	0	0	0	-1.09	0.07	0	0	19578.4	0
360	323	24	2001	3.56	0	2.14	0	0	0	0	1.34	0.07	0	0	19580.6	0
360	324	24	2001	10.16	0	1.56	0	0	0	0	8.53	0.07	0	0	19582.1	0
360	325	24	2001	0	0	1.9	0	0	0	0	-1.97	0.07	0	0	19584	0
360	326	24	2001	0	0	1.29	0	0	0	0	-1.36	0.07	0	0	19585.3	0
360	327	24	2001	0	0	1.89	0	0	0	0	-1.96	0.07	0	0	19587.2	0
360	328	24	2001	0	0	1.42	0	0	0	0	-1.49	0.07	0	0	19588.6	0
360	329	24	2001	10.16	0	0.96	0	0	0	0	9.13	0.07	0	0	19589.6	0
360	330	24	2001	0.25	0	0.94	0	0	0	0	-0.76	0.07	0	0	19590.5	0
360	331	24	2001	2.03	0	0.66	0	0	0	0	1.3	0.07	0	0	19591.2	0
360	332	24	2001	5.84	0	0.54	0	0	0	0	5.24	0.07	0	0	19591.7	0
360	333	24	2001	8.89	0	0.75	0	0	0	0	8.07	0.07	0	0	19592.5	0
360	334	24	2001	7.87	0	0.02	0	0	0	0	7.78	0.07	0	0	19592.5	0
360	335	24	2001	0	0	1.24	0	0	0	0	-1.31	0.07	0	0	19593.7	0
360	336	24	2001	0	0	1.36	0	0	0	0	-1.44	0.07	0	0	19595.1	0
360	337	24	2001	0	0	1.54	0	0	0	0	-1.61	0.07	0	0	19596.6	0
360	338	24	2001	0.51	0	0.43	0	0	0	0	0.01	0.07	0	0	19597.1	0
360	339	24	2001	0	0	0.43	0	0	0	0	-0.5	0.07	0	0	19597.5	0
360	340	24	2001	0.76	0	2.64	0	0	0	0	-1.95	0.07	0	0	19600.1	0
360	341	24	2001	0	0	1.74	0	0	0	0	-1.81	0.07	0	0	19601.9	0
360	342	24	2001	2.29	0	0.51	0	0	2.31	0	-0.61	0.07	0	0	19602.4	0
360	343	24	2001	2.54	0	-0.04	0	0	-0.61	0	3.12	0.07	0	0	19602.4	0
360	344	24	2001	0	0	0	0	0	-0.1	0	0.03	0.07	0	0	19602.4	0
360	345	24	2001	0	0	0.01	0	0	-0.82	0	0.74	0.07	0	0	19602.4	0
360	346	24	2001	0.51	0	0.36	0	0	-0.78	0	0.86	0.07	0	0	19602.7	0
360	347	24	2001	1.02	0	0.05	0	0	0	0	0.9	0.07	0	0	19602.8	0
360	348	24	2001	16.26	0	0.65	0	0	0	0	15.53	0.07	0	0	19603.4	0
360	349	24	2001	0.25	0	1.23	0	0	0	0	-1.05	0.07	0	0	19604.7	0
360	350	24	2001	0	0	0.68	0	0	0	0	-0.75	0.07	0	0	19605.3	0
360	351	24	2001	9.91	0	0.19	0	0	0	0	9.65	0.07	0	0	19605.5	0
360	352	24	2001	8.89	0	0.35	0	0	0	0	8.47	0.07	0	0	19605.9	0
360	353	24	2001	2.79	0	0.85	0	0	0	0	1.88	0.07	0	0	19606.7	0
360	354	24	2001	5.33	0	1.89	0	0	0	0	3.37	0.07	0	0	19608.6	0
360	355	24	2001	1.02	0	0.61	0	0	1.13	0	-0.79	0.07	0	0	19609.2	0
360	356	24	2001	0	0	0.17	0	0	0.7	0	-0.94	0.07	0	0	19609.4	0
360	357	24	2001	3.3	0	0.24	0	0	2.01	0	-0.31	0.07	1.29	0	19609.6	0
360	358	24	2001	0	0	0.06	0	0	-0.07	0	-0.32	0.07	0.25	0	19609.7	0
360	359	24	2001	0	0	0.18	0	0	0.23	0	-0.48	0.07	0	0	19609.9	0
360	360	24	2001	0	0	0.13	0	0	0.26	0	-0.46	0.07	0	0	19610	0
360	361	24	2001	0	0	0.4	0	0	-0.08	0	-0.38	0.07	0	0	19610.4	0
360	362	24	2001	0.25	0	0.48	0	0	0.01	0	-0.31	0.07	0	0	19610.9	0
360	363	24	2001	0	0	0.64	0	0	-0.33	0	-0.38	0.07	0	0	19611.5	0
360	364	24	2001	0	0	1.01	0	0	-0.63	0	-0.44	0.07	0	0	19612.5	0
360	365	24	2001	0	0	1.08	0	0	-0.71	0	-0.44	0.07	0	0	19613.6	0
360	1	24	2002	0.76	0	0.39	0	0	0.75	0	-0.44	0.07	0	0	19614	0
360	2	24	2002	0.25	0	0.42	0	0	0.09	0	-0.32	0.07	0	0	19614.4	0
360	3	24	2002	0.51	0	0.36	0	0	0.38	0	-0.3	0.07	0	0	19614.8	0
360	4	24	2002	0.25	0	0.15	0	0	0.32	0	-0.28	0.07	0	0	19614.9	0
360	5	24	2002	0.51	0	0.39	0	0	-1.03	0	-0.07	0.07	1.16	0	19615.3	0
360	6	24	2002	5.33	0	-0.05	0	0	5.47	0	-0.15	0.07	0	0	19615.3	0
360	7	24	2002	0.76	0	0.08	0	0	0.86	0	-0.25	0.07	0	0	19615.4	0
360	8	24	2002	0	0	0.05	0	0	0.15	0	-0.26	0.07	0	0	19615.4	0
360	9	24	2002	1.02	0	0.04	0	0	-0.28	0	0.01	0.07	1.18	0	19615.4	0
360	10	24	2002	0	0	-0.53	0	0	-9.22	0	0.59	0.07	8.97	0.12	19614.9	0
360	11	24	2002	2.79	0	-0.03	0	0	0	0	0.43	0.07	2.44	0	19614.9	0
360	12	24	2002	0	0	1.71	0	0	0	0	-1.78	0.07	0	0	19616.6	0
360	13	24	2002	0.76	0	2.5	0	0	0	0	-1.8	0.07	0	0	19619.1	0
360	14	24	2002	0	0	1.38	0	0	0	0	-1.45	0.07	0	0	19620.5	0
360	15	24	2002	5.59	0	0.2	0	0	0	0	5.32	0.07	0	0	19620.7	0
360	16	24	2002	1.78	0	0.64	0	0	2.01	0	-0.94	0.07	0	0	19621.3	0
360	17	24	2002	2.03	0	0.35	0	0	1.37	0	-0.02	0.07	0.26	0	19621.7	0
360	18	24	2002	0	0	0.5	0	0	-0.11	0	-0.46	0.07	0	0	19622.2	0
360	19	24	2002	2.03	0	-0.02	0	0	2.35	0	-0.37	0.07	0	0	19622.2	0
360	20	24	2002	0	0	-0.04	0	0	0.27	0	-0.3	0.07	0	0	19622.1	0
360	21	24	2002	1.52	0	0.24	0	0	0.6	0	0.12	0.07	0.5	0	19622.4	0
360	22	24	2002	0.25	0	0.11	0	0	-2.1	0	-0.09	0.07	2.27	0	19622.5	0
360	23	24	2002	0	0	-0.12	0	0	-4.39	0	0.11	0.07	4.34	0	19622.3	0
360	24	24	2002	2.03	0	-0.14	0	0	0	0	0.83	0.07	1.27	0	19622.2	0
360	25	24	2002	0.76	0	1.87	0	0	0	0	-1.24	0.07	0.06	0	19624.1	0
360	26	24	2002	0	0	1.69	0	0	0	0	-1.76	0.07	0	0	19625.8	0

Attachment D-1
Honeywell
Wastebeds 9-15 SWSR Pre-Design Investigation
SHAW Output Data

RUN	DAY	HR	YR	PRECIP	precip INTRCP	ET	TRANSP	CANOPY chg in storage	SNOW chg in storage	RESIDUE chg in storage	SOIL chg in storage	PERC	RUNOFF	PONDED	Etcum	ERROR
360	27	24	2002	0	0	0.71	0	0	0	0	-0.77	0.07	0	0	19626.5	0
360	28	24	2002	0	0	0.74	0	0	0	0	-0.81	0.07	0	0	19627.2	0
360	29	24	2002	2.29	0	0.23	0	0	0	0	1.99	0.07	0	0	19627.5	0
360	30	24	2002	6.1	0	0.35	0	0	6.11	0	-0.43	0.07	0	0	19627.8	0
360	31	24	2002	16.76	0	0.03	0	0	16.83	0	-0.16	0.07	0	0	19627.8	0
360	32	24	2002	11.43	0	-0.31	0	0	-16.21	0	27.89	0.07	0	0	19627.5	0
360	33	24	2002	0	0	0.31	0	0	0.14	0	-0.51	0.07	0	0	19627.8	0
360	34	24	2002	0	0	0.22	0	0	-0.75	0	-0.29	0.06	0.75	0	19628.1	0
360	35	24	2002	0.51	0	0.11	0	0	0.7	0	-0.36	0.06	0	0	19628.2	0
360	36	24	2002	0.76	0	0.14	0	0	0.89	0	-0.33	0.06	0	0	19628.3	0
360	37	24	2002	0.51	0	-0.02	0	0	0.74	0	-0.28	0.06	0	0	19628.3	0
360	38	24	2002	0	0	0.08	0	0	-0.16	0	-0.24	0.06	0.26	0	19628.4	0
360	39	24	2002	0	0	-0.02	0	0	-2.25	0	-0.16	0.06	2.36	0	19628.3	0
360	40	24	2002	0	0	0.2	0	0	0.04	0	-0.3	0.06	0	0	19628.5	0
360	41	24	2002	9.65	0	-0.04	0	0	-6.08	0	-0.16	0.06	15.87	0	19628.5	0
360	42	24	2002	2.79	0	1.1	0	0	2.59	0	-0.97	0.06	0	0	19629.6	0
360	43	24	2002	0.25	0	0.47	0	0	0.06	0	-0.33	0.06	0	0	19630.1	0
360	44	24	2002	0.25	0	0.67	0	0	0	0	-0.48	0.06	0	0	19630.7	0
360	45	24	2002	0	0	0.63	0	0	-0.32	0	-0.38	0.06	0	0	19631.4	0
360	46	24	2002	0	0	0.77	0	0	-2.33	0	-0.63	0.06	1.78	0.35	19632.1	0
360	47	24	2002	1.27	0	0.37	0	0	0	0	-0.43	0.06	1.62	0	19632.5	0
360	48	24	2002	0.76	0	1.83	0	0	0	0	-1.14	0.06	0	0	19634.4	0
360	49	24	2002	0	0	1.75	0	0	0	0	-1.81	0.06	0	0	19636.1	0
360	50	24	2002	0	0	0.73	0	0	0	0	-0.79	0.06	0	0	19636.8	0
360	51	24	2002	0.51	0	0.97	0	0	0	0	-0.52	0.06	0	0	19637.8	0
360	52	24	2002	4.06	0	0.15	0	0	0	0	3.85	0.06	0	0	19637.9	0
360	53	24	2002	0.76	0	1.21	0	0	0	0	-0.51	0.06	0	0	19639.2	-0.01
360	54	24	2002	0.51	0	0.97	0	0	0.93	0	-1.45	0.06	0	0	19640.1	0
360	55	24	2002	0	0	0.22	0	0	-0.11	0	-0.77	0.06	0.6	0	19640.3	0
360	56	24	2002	0	0	0.94	0	0	-0.82	0	-0.58	0.06	0.4	0	19641.3	0
360	57	24	2002	2.03	0	2.69	0	0	0	0	-0.71	0.06	0	0	19644	-0.01
360	58	24	2002	0.51	0	3.17	0	0	0	0	-2.72	0.06	0	0	19647.1	0
360	59	24	2002	0	0	2.58	0	0	0	0	-2.64	0.06	0	0	19649.7	0
360	60	24	2002	0	0	1.67	0	0	0	0	-1.73	0.06	0	0	19651.4	0
360	61	24	2002	0	0	2.19	0	0	0	0	-2.25	0.06	0	0	19653.6	0
360	62	24	2002	1.78	0	2.44	0	0	0	0	-0.72	0.06	0	0	19656	0
360	63	24	2002	0.76	0	2.57	0	0	0	0	-2.36	0.06	0	0.49	19658.6	0
360	64	24	2002	0	0	2.73	0	0	0	0	-2.79	0.06	0	0.49	19661.3	0
360	65	24	2002	2.29	0	0.54	0	0	0	0	2.17	0.06	0	0	19661.8	0
360	66	24	2002	2.03	0	0.48	0	0	0	0	1.49	0.06	0	0	19662.3	0
360	67	24	2002	0	0	2.67	0	0	0	0	-2.73	0.06	0	0	19665	0
360	68	24	2002	5.08	0	3.48	0	0	0	0	1.54	0.06	0	0	19668.5	0
360	69	24	2002	0.25	0	6.96	0	0	0	0	-6.77	0.06	0	0	19675.4	0
360	70	24	2002	1.27	0	1.21	0	0	0.98	0	-0.98	0.06	0	0	19676.6	0
360	71	24	2002	0	0	0.44	0	0	-0.98	0	0.48	0.06	0	0	19677.1	0
360	72	24	2002	0	0	0.95	0	0	0	0	-1.02	0.06	0	0	19678	0
360	73	24	2002	0	0	2.91	0	0	0	0	-2.97	0.06	0	0	19680.9	0
360	74	24	2002	0.51	0	0.86	0	0	0	0	-0.42	0.06	0	0	19681.8	0
360	75	24	2002	4.57	0	2.64	0	0	0	0	1.87	0.06	0	0	19684.5	0
360	76	24	2002	0	0	2.71	0	0	0	0	-2.77	0.06	0	0	19687.2	0
360	77	24	2002	5.84	0	0.96	0	0	0	0	4.82	0.06	0	0	19688.1	0
360	78	24	2002	0	0	2.04	0	0	0	0	-2.1	0.06	0	0	19690.2	0
360	79	24	2002	14.48	0	1.6	0	0	0	0	12.82	0.06	0	0	19691.8	0
360	80	24	2002	2.29	0	1.92	0	0	0	0	-0.66	0.06	0.96	0	19693.7	0
360	81	24	2002	2.79	0	1.75	0	0	2.38	0	-1.4	0.06	0	0	19695.4	0
360	82	24	2002	0.25	0	0.58	0	0	-0.1	0	-0.29	0.06	0	0	19696	0
360	83	24	2002	0	0	0.18	0	0	-0.06	0	-0.19	0.06	0	0	19696.2	0
360	84	24	2002	0.76	0	0.27	0	0	0.91	0	-0.47	0.06	0	0	19696.5	0
360	85	24	2002	24.13	0	0.16	0	0	23.93	0	-0.02	0.06	0	0	19696.6	0
360	86	24	2002	0.25	0	0.33	0	0	-3.73	0	-0.01	0.06	3.6	0	19697	0
360	87	24	2002	0	0	0.02	0	0	-7.25	0	-0.1	0.06	7.27	0	19697	0
360	88	24	2002	0	0	-0.1	0	0	-16.08	0	0.08	0.06	16.03	0	19696.9	0
360	89	24	2002	0.25	0	4.63	0	0	0	0	-4.43	0.06	0	0	19701.5	0
360	90	24	2002	0.25	0	3.32	0	0	0	0	-3.13	0.06	0	0	19704.8	0
360	91	24	2002	5.08	0	2.22	0	0	0	0	2.8	0.06	0	0	19707.1	0
360	92	24	2002	5.59	0	1.97	0	0	0	0	3.55	0.06	0	0	19709	0.01
360	93	24	2002	6.86	0.01	1.58	0	0	0	0	5.2	0.06	0	0	19710.6	0
360	94	24	2002	0	0	4.12	0	0	0	0	-4.16	0.06	0	0	19714.7	0
360	95	24	2002	0	0	1.99	0	0	0	0	-2.05	0.06	0	0	19716.7	0
360	96	24	2002	1.52	0	1.48	0	0	0.93	0	-0.95	0.06	0	0	19718.2	0
360	97	24	2002	0	0	1.85	0.12	0	-0.93	0	-0.97	0.06	0	0	19720	0
360	98	24	2002	1.52	0	1.8	0.15	0	0	0	-0.34	0.06	0	0	19721.8	0
360	99	24	2002	8.89	0	1.86	0.11	0	0	0	6.97	0.06	0	0	19723.7	0
360	100	24	2002	0	0	4.18	0.27	0	0	0	-4.23	0.06	0	0	19727.9	-0.01
360	101	24	2002	0	0	4.79	0.52	0	0	0	-4.85	0.06	0	0	19732.7	0
360	102	24	2002	0	0	5.69	0.62	0	0	0	-5.75	0.06	0	0	19738.4	0
360	103	24	2002	21.59	0	0.62	0.01	0	0	0	20.91	0.06	0	0	19739	0
360	104	24	2002	13.97	0	2.63	0.28	0	0	0	11.3	0.06	0	0	19741.6	-0.02
360	105	24	2002	0	0	3.44	0.78	0	0	0	-3.49	0.06	0	0	19745.1	-0.01
360	106	24	2002	0	0	4.37	1.06	0	0	0	-4.42	0.06	0	0	19749.4	-0.02
360	107	24	2002	0	0	5.18	1.23	0	0	0	-5.22	0.06	0	0	19754.6	-0.03
360	108	24	2002	0	0	4.91	1.21	0	0	0	-4.95	0.06	0	0	19759.5	-0.02
360	109	24	2002	0	0	5.47	1.27	0	0	0	-5.53	0.06	0	0	19765	-0.01
360	110	24	2002	0.25	0	4.58	0.95	0	0	0	-4.36	0.06	0	0	19769.6	-0.02
360	111	24	2002	0	0	3.93	0.45	0	0	0	-3.98	0.06	0	0	19773.5	-0.01
360	112	24	2002	1.78	0	1.68	0	0	0	0	0.05	0.06	0	0	19775.2	-0.01
360	113	24	2002	0	0	4.16	0.66	0	0	0	-4.22	0.06	0	0	19779.3	-0.01
360	114	24	2002	0	0	3.97	1.07	0	0	0	-4.03	0.06	0	0	19783.3	-0.01
360	115	24	2002	13.21	0	2.39	0.26	0	0	0	10.77	0.06	0	0	19785.7	-0.01
360	116	24	2002	4.57	0	3.91	0.42	0	0	0	0.64	0.06	0	0	19789.6	-0.04
360	117	24	2002	0	0	4.16	1.02	0	0	0	-4.21	0.06	0	0	19793.8	-0.01
360	118	24	2002	20.32	0	1.7	0.14	0	0	0	18.56	0.06	0	0	19795.5	0
360	119	24	2002	0.76	0	1.18	0	0	0	0	-0.45	0.06	0	0	19796.7	-0.02
360	120	24	2002	5.33	0	1.71	0.15	0	0	0	3.57	0.06	0	0	19798.4	-0.01
360	121	24	2002	0	0	4.18	1.34	0	0	0	-4.22	0.06	0	0	19802.5	-0.02
360	122	24	2002	11.43	0	1.94	0.47	0	0	0	9.43	0.06	0	0	19804.5	0
360	123	24	2002	0.76	0	4.11	0.87	0	0	0	-3.38	0.06	0	0	19808.6	-0.03
360	124	24	2002	0	0	4.19	1.66	0	0	0	-4.24	0.06	0	0	19812.8	-0.01
360	125	24	2002	0	0	4.38	1.92	0	0	0	-4.44	0.06	0	0	19817.2	-0.01
360	126	24	2002	2.03	0	5.1	2.11	0	0	0	-3.1	0.06	0	0	19822.3	-0.03
360	127	24	2002	2.54	0	2.83	0.83	0	0	0	-0.33	0.06	0	0	19825.1	-0.03
360	128	24	2002	0	0	3.78	1.48	0	0	0	-3.82	0.06	0	0	19828.9	-0.02
360	129	24	2002	19.56	0	2.9	0.71	0	0	0	16.6	0.06	0	0	19831.8	-0.01

Attachment D-1
Honeywell
Wastebeds 9-15 SWSR Pre-Design Investigation
SHAW Output Data

RUN	DAY	HR	YR	PRECIP	precip INTRCP	ET	TRANSP	CANOPY chg in storage	SNOW chg in storage	RESIDUE chg in storage	SOIL chg in storage	PERC	RUNOFF	PONDED	Etcum	ERROR
360	130	24	2002	0	0	6.34	2.46	0	0	0	-6.35	0.06	0	0	19838.1	-0.05
360	131	24	2002	0	0	4.89	1.91	0	0	0	-4.93	0.06	0	0	19843	-0.02
360	132	24	2002	22.61	0.49	1.17	0.04	0	0	0	20.87	0.06	0	0	19844.2	0.01
360	133	24	2002	22.86	0.62	0.93	0	0	0	0	21.74	0.06	0	0	19845.1	0
360	134	24	2002	7.87	0	2.7	0.04	0	0	0	5.77	0.06	0	0	19847.8	-0.03
360	135	24	2002	0	0	5.38	2.52	0	0	0	-5.4	0.06	0	0	19853.2	-0.04
360	136	24	2002	4.06	0	3.17	1.15	0	0	0	0.85	0.06	0	0	19856.4	-0.02
360	137	24	2002	7.87	0	3.54	0.84	0	0	0	4.3	0.06	0	0	19859.9	-0.03
360	138	24	2002	7.62	0	3.25	0.49	0	0	0	4.33	0.06	0	0	19863.2	-0.02
360	139	24	2002	0	0	3.69	1.64	0	0	0	-3.73	0.06	0	0	19866.8	-0.03
360	140	24	2002	0	0	2.85	1.39	0	0	0	-2.9	0.06	0	0	19869.7	-0.01
360	141	24	2002	0	0	3.99	2.14	0	0	0	-4.03	0.06	0	0	19873.7	-0.02
360	142	24	2002	0	0	5.05	2.8	0	0	0	-5.11	0.06	0	0	19878.7	0
360	143	24	2002	0	0	5.54	3.47	0	0	0	-5.58	0.06	0	0	19884.3	-0.02
360	144	24	2002	4.06	0	2.75	0.65	0	0	0	1.28	0.06	0	0	19887	-0.03
360	145	24	2002	0	0	4.95	2.69	0	0	0	-4.97	0.06	0	0	19892	-0.03
360	146	24	2002	5.59	0	4.47	1.46	0	0	0	1.07	0.06	0	0	19896.4	-0.02
360	147	24	2002	0	0	5.03	3.22	0	0	0	-5.07	0.06	0	0	19901.5	-0.03
360	148	24	2002	0	0	4.61	3.17	0	0	0	-4.66	0.06	0	0	19906.1	-0.02
360	149	24	2002	1.78	0	4.99	2.6	0	0	0	-3.24	0.06	0	0	19911.1	-0.03
360	150	24	2002	16.26	0	3.88	1.45	0	0	0	12.33	0.06	0	0	19914.9	-0.01
360	151	24	2002	9.65	0	4.63	1.68	0	0	0	5.01	0.06	0	0	19919.6	-0.04
360	152	24	2002	0.25	0	7.88	4.98	0	0	0	-7.64	0.06	0	0	19927.4	-0.05
360	153	24	2002	2.79	0	6.7	2.45	0	0	0	-3.93	0.06	0	0	19934.2	-0.04
360	154	24	2002	0	0	5.28	2.93	0	0	0	-5.32	0.06	0	0	19939.4	-0.02
360	155	24	2002	0.76	0	3.01	1.78	0	0	0	-2.28	0.06	0	0	19942.4	-0.03
360	156	24	2002	5.59	0	4.96	2.56	0	0	0	0.5	0.06	0	0	19947.4	0.05
360	157	24	2002	3.81	0	3.12	0.27	0	0	0	0.67	0.06	0	0	19950.5	-0.04
360	158	24	2002	0	0	5.1	3.51	0	0	0	-5.13	0.06	0	0	19955.6	-0.03
360	159	24	2002	0	0	6.14	4.08	0	0	0	-6.17	0.06	0	0	19961.8	-0.03
360	160	24	2002	0	0	3.98	2.99	0	0	0	-4.02	0.06	0	0	19965.7	-0.03
360	161	24	2002	0	0	5.25	3.85	0	0	0	-5.29	0.06	0	0	19971	-0.03
360	162	24	2002	0.25	0	6.74	4.85	0	0	0	-6.52	0.06	0	0	19977.7	-0.03
360	163	24	2002	5.33	0	3.38	0.68	0	0	0	1.94	0.06	0	0	19981.1	-0.06
360	164	24	2002	0	0	3.57	2.67	0	0	0	-3.59	0.06	0	0	19984.7	-0.04
360	165	24	2002	72.64	0.49	2.39	0.17	0	0	0	69.73	0.06	0	0	19987.1	-0.03
360	166	24	2002	19.05	0	3.09	0.1	0	0	0	16.4	0.06	0	0	19990.2	-0.01
360	167	24	2002	6.6	0	4.09	1.17	0	0	0	2.46	0.07	0	0	19994.2	-0.02
360	168	24	2002	0	0	4.3	2.96	0	0	0	-4.33	0.07	0	0	19998.5	-0.04
360	169	24	2002	0	0	5.02	3.82	0	0	0	-5.04	0.07	0	0	20003.6	-0.04
360	170	24	2002	0	0	5.62	4.28	0	0	0	-5.64	0.07	0	0	20009.2	-0.05
360	171	24	2002	0	0	5.85	4.46	0	0	0	-5.88	0.07	0	0	20015	-0.04
360	172	24	2002	0	0	6.26	4.89	0	0	0	-6.32	0.07	0	0	20021.3	-0.01
360	173	24	2002	0	0	2.95	2.53	0	0	0	-3.01	0.07	0	0	20024.2	-0.01
360	174	24	2002	0	0	6.12	4.82	0	0	0	-6.13	0.07	0	0	20030.4	-0.06
360	175	24	2002	0	0	6.17	4.41	0	0	0	-6.18	0.07	0	0	20036.5	-0.05
360	176	24	2002	0	0	5.14	4.23	0	0	0	-5.19	0.07	0	0	20041.7	-0.02
360	177	24	2002	9.91	0	5.87	2.7	0	0	0	4.01	0.07	0	0	20047.5	-0.03
360	178	24	2002	7.62	0	5.38	2.1	0	0	0	2.22	0.07	0	0	20052.9	-0.05
360	179	24	2002	1.27	0	6.88	4.07	0	0	0	-5.6	0.07	0	0	20059.8	-0.07
360	180	24	2002	0	0	5.59	4.36	0	0	0	-5.6	0.07	0	0	20065.4	-0.05
360	181	24	2002	0	0	5.64	4.52	0	0	0	-5.69	0.07	0	0	20071	-0.02
360	182	24	2002	0	0	6.32	5.04	0	0	0	-6.37	0.07	0	0	20077.3	-0.02
360	183	24	2002	0	0	7.02	5.65	0	0	0	-7.06	0.07	0	0	20084.4	-0.03
360	184	24	2002	0	0	7.96	6.15	0	0	0	-7.95	0.07	0	0	20092.3	-0.08
360	185	24	2002	0	0	6.68	4.99	0	0	0	-6.68	0.07	0	0	20099	-0.07
360	186	24	2002	0	0	2.85	1.57	0	0	0	-2.85	0.07	0	0	20101.8	-0.07
360	187	24	2002	0	0	1.61	1.06	0	0	0	-1.66	0.07	0	0	20103.4	-0.02
360	188	24	2002	0	0	1.18	0.9	0	0	0	-1.23	0.07	0	0	20104.6	-0.02
360	189	24	2002	0	0	0.85	0.75	0	0	0	-0.92	0.07	0	0	20105.5	0
360	190	24	2002	17.27	1.32	1.51	0.11	0	0	0	14.36	0.07	0	0	20107	0.01
360	191	24	2002	0.76	0	7.61	3.65	0	0	0	-5.56	0.07	0	0	20114.6	-0.03
360	192	24	2002	0	0	5.03	3.21	0	0	0	-5.05	0.07	0	0	20119.6	-0.05
360	193	24	2002	0	0	2.19	1.04	0	0	0	-2.25	0.07	0	0	20121.8	-0.01
360	194	24	2002	0	0	1.93	0.8	0	0	0	-1.98	0.07	0	0	20123.7	-0.03
360	195	24	2002	0	0	1.58	0.7	0	0	0	-1.63	0.07	0	0	20125.3	-0.02
360	196	24	2002	0	0	0.75	0.56	0	0	0	-0.8	0.07	0	0	20126.1	-0.03
360	197	24	2002	0	0	0.91	0.58	0	0	0	-0.93	0.07	0	0	20127	-0.05
360	198	24	2002	0	0	0.51	0.6	0	0	0	-0.55	0.07	0	0	20127.5	-0.04
360	199	24	2002	0	0	0.31	0.53	0	0	0	-0.37	0.07	0	0	20127.8	-0.01
360	200	24	2002	0.25	0	0.58	0.43	0	0	0	-0.36	0.07	0	0	20128.4	-0.04
360	201	24	2002	0	0	1.17	0.58	0	0	0	-1.16	0.07	0	0	20129.6	-0.08
360	202	24	2002	0	0	0.55	0.56	0	0	0	-0.58	0.07	0	0	20130.1	-0.04
360	203	24	2002	0.51	0	0.8	0.57	0	0	0	-0.37	0.07	0	0	20130.9	0
360	204	24	2002	6.1	0	3.6	0.19	0	0	0	2.49	0.07	0	0	20134.5	-0.07
360	205	24	2002	0	0	1.68	0.47	0	0	0	-1.67	0.07	0	0	20136.2	-0.08
360	206	24	2002	0	0	1.02	0.43	0	0	0	-1.05	0.07	0	0	20137.2	-0.04
360	207	24	2002	6.6	0	3.49	0.1	0	0	0	3.09	0.07	0	0	20140.7	-0.04
360	208	24	2002	0	0	2.02	1.26	0	0	0	-2.07	0.07	0	0	20142.7	-0.02
360	209	24	2002	12.95	0	5.03	1.59	0	0	0	7.89	0.07	0	0	20147.8	-0.04
360	210	24	2002	0	0	6.1	4.93	0	0	0	-6.14	0.07	0	0	20153.9	-0.04
360	211	24	2002	0	0	2.83	1.07	0	0	0	-2.84	0.07	0	0	20156.7	-0.07
360	212	24	2002	0	0	1.78	0.54	0	0	0	-1.81	0.08	0	0	20158.5	-0.04
360	213	24	2002	0	0	1.35	0.54	0	0	0	-1.39	0.08	0	0	20159.8	-0.03
360	214	24	2002	0	0	0.86	0.54	0	0	0	-0.87	0.08	0	0	20160.7	-0.07
360	215	24	2002	0	0	0.91	0.52	0	0	0	-0.93	0.08	0	0	20161.6	-0.05
360	216	24	2002	7.11	0	4.18	0.66	0	0	0	2.91	0.08	0	0	20165.8	-0.06
360	217	24	2002	0	0	2.25	0.46	0	0	0	-2.26	0.08	0	0	20168	-0.08
360	218	24	2002	0	0	1.48	0.42	0	0	0	-1.48	0.08	0	0	20169.5	-0.07
360	219	24	2002	0	0	0.81	0.44	0	0	0	-0.86	0.08	0	0	20170.3	-0.02
360	220	24	2002	0	0	0.76	0.47	0	0	0	-0.8	0.08	0	0	20171.1	-0.04
360	221	24	2002	0	0	0.61	0.48	0	0	0	-0.67	0.08	0	0	20171.7	-0.01
360	222	24	2002	0	0	0.63	0.52	0	0	0	-0.7	0.08	0	0	20172.3	-0.01
360	223	24	2002	0	0	0.5	0.51	0	0	0	-0.56	0.08	0	0	20172.8	-0.02
360	224	24	2002	0	0	0.58	0.52	0	0	0	-0.66	0.08	0	0	20173.4	0
360	225	24	2002	0	0	0.46	0.5	0	0	0	-0.53	0.08	0	0	20173.8	-0.01
360	226	24	2002	0	0	0.52	0.51	0	0	0	-0.57	0.08	0	0	20174.4	-0.03
360	227	24	2002	0	0	0.25	0.46	0	0	0	-0.32	0.08	0	0	20174.6	-0.01
360	228	24	2002	0	0	0.54	0.48	0	0	0	-0.59	0.08	0	0	20175.1	-0.03
360	229	24	2002	1.78	0	1.97	0.38	0	0	0	-0.28	0.08	0	0	20177.1	0
360	230	24	2002	0	0	0.69	0.46	0	0	0	-0.72	0.08	0	0	20177.8	-0.06
360	231	24	2002	1.52	0	1.9	0.37	0	0	0	-0.45	0.08	0	0	20179.7	-0.01
360	232	24	2002	0	0	0.75	0.46	0	0	0	-0.8	0.08	0	0	20180.5	-0.04

Attachment D-1
Honeywell
Wastebeds 9-15 SWSR Pre-Design Investigation
SHAW Output Data

RUN	DAY	HR	YR	PRECIP	precip INTRCP	ET	TRANSP	CANOPY chg in storage	SNOW chg in storage	RESIDUE chg in storage	SOIL chg in storage	PERC	RUNOFF	PONDED	Etcum	ERROR
360	233	24	2002	0	0	0.71	0.47	0	0	0	-0.79	0.08	0	0	20181.2	0
360	234	24	2002	16.51	0	2.89	0.36	0	0	0	13.57	0.08	0	0	20184.1	-0.04
360	235	24	2002	0	0	4.09	3.04	0	0	0	-4.13	0.08	0	0	20188.2	-0.04
360	236	24	2002	41.91	1.01	1.99	0.07	0	0	0	38.85	0.08	0	0	20190.1	-0.03
360	237	24	2002	0	0	4.4	2.48	0	0	0	-3.44	0.08	0	0	20194.5	-0.03
360	238	24	2002	0	0	4.02	3.39	0	0	0	-4.11	0.09	0	0	20198.6	0
360	239	24	2002	0	0	4.17	3.23	0	0	0	-4.24	0.09	0	0	20202.7	-0.01
360	240	24	2002	0	0	3.14	2.46	0	0	0	-3.21	0.09	0	0	20205.9	-0.02
360	241	24	2002	0	0	3.06	1.8	0	0	0	-3.09	0.09	0	0	20208.9	-0.05
360	242	24	2002	0	0	3.99	3.09	0	0	0	-4.03	0.09	0	0	20212.9	-0.05
360	243	24	2002	0	0	4.34	3.29	0	0	0	-4.4	0.09	0	0	20217.3	-0.03
360	244	24	2002	0	0	4.84	3.27	0	0	0	-4.88	0.09	0	0	20222.1	-0.05
360	245	24	2002	0	0	4.55	3.34	0	0	0	-4.63	0.09	0	0	20226.7	-0.01
360	246	24	2002	10.16	0	4.84	2	0	0	0	5.26	0.09	0	0	20231.5	-0.03
360	247	24	2002	0	0	5.05	3.33	0	0	0	-5.11	0.09	0	0	20236.5	-0.04
360	248	24	2002	0	0	3.64	2.28	0	0	0	-3.69	0.09	0	0	20240.2	-0.04
360	249	24	2002	0	0	3.66	2.41	0	0	0	-3.72	0.09	0	0	20243.8	-0.03
360	250	24	2002	0	0	2.51	1.3	0	0	0	-2.57	0.09	0	0	20246.4	-0.03
360	251	24	2002	0	0	1.87	0.75	0	0	0	-1.93	0.09	0	0	20248.2	-0.03
360	252	24	2002	0	0	1.47	0.6	0	0	0	-1.52	0.09	0	0	20249.7	-0.04
360	253	24	2002	0	0	0.92	0.52	0	0	0	-0.98	0.09	0	0	20250.6	-0.03
360	254	24	2002	1.78	0	1.81	0.26	0	0	0	-0.1	0.09	0	0	20252.4	-0.02
360	255	24	2002	0	0	0.91	0.39	0	0	0	-0.98	0.09	0	0	20253.3	-0.03
360	256	24	2002	0	0	0.36	0.38	0	0	0	-0.46	0.09	0	0	20253.7	0.01
360	257	24	2002	1.52	0	1.1	0.27	0	0	0	0.35	0.09	0	0	20254.8	-0.02
360	258	24	2002	18.03	0.07	1.89	0.06	0	0	0	15.98	0.09	0	0	20256.7	0
360	259	24	2002	2.29	0	3.13	0.72	0	0	0	-0.84	0.1	0	0	20259.8	-0.03
360	260	24	2002	0	0	3.58	2.37	0	0	0	-3.63	0.1	0	0	20263.4	-0.05
360	261	24	2002	0	0	3.52	2.31	0	0	0	-3.56	0.1	0	0	20266.9	-0.05
360	262	24	2002	0	0	3.48	2.09	0	0	0	-3.54	0.1	0	0	20270.4	-0.04
360	263	24	2002	0	0	2.02	1.15	0	0	0	-2.14	0.1	0	0	20272.4	0.02
360	264	24	2002	0	0	0.96	0.39	0	0	0	-1.03	0.1	0	0	20273.4	-0.03
360	265	24	2002	19.05	0.06	2.03	0.07	0	0	0	16.84	0.1	0	0	20275.4	0.02
360	266	24	2002	0.25	0	3.42	1.58	0	0	0	-3.16	0.1	0	0	20278.8	-0.05
360	267	24	2002	0	0	3.33	2.01	0	0	0	-3.39	0.1	0	0	20282.2	-0.04
360	268	24	2002	0	0	2.3	1.41	0	0	0	-2.37	0.1	0	0	20284.5	-0.02
360	269	24	2002	0	0	2.61	1.51	0	0	0	-2.67	0.1	0	0	20287.1	-0.03
360	270	24	2002	36.83	0.46	1.27	0.06	0	0	0	35	0.1	0	0	20288.3	-0.01
360	271	24	2002	0.25	0	2.73	0.93	0	0	0	-2.08	0.1	0	0	20291.1	-0.03
360	272	24	2002	0	0	2.7	1.52	0	0	0	-2.73	0.1	0	0	20293.8	-0.06
360	273	24	2002	0	0	3.07	1.93	0	0	0	-3.15	0.1	0	0	20296.8	-0.03
360	274	24	2002	0	0	3.38	2.07	0	0	0	-3.43	0.1	0	0	20300.2	-0.05
360	275	24	2002	18.03	0	2.46	0.7	0	0	0	15.47	0.1	0	0	20302.7	0
360	276	24	2002	2.54	0	2.14	0.09	0	0	0	0.34	0.1	0	0	20304.8	-0.04
360	277	24	2002	0.25	0	2.76	1.25	0	0	0	-2.53	0.1	0	0	20307.6	-0.07
360	278	24	2002	2.29	0	3.2	0.93	0	0	0	-0.97	0.1	0	0	20310.8	-0.05
360	279	24	2002	0	0	3.14	1.35	0	0	0	-3.19	0.1	0	0	20313.9	-0.06
360	280	24	2002	2.79	0	4.11	0.99	0	0	0	-1.37	0.1	0	0	20318	-0.05
360	281	24	2002	0.25	0	2.48	0.88	0	0	0	-2.31	0.1	0	0	20320.5	-0.02
360	282	24	2002	0	0	2.17	0.9	0	0	0	-2.23	0.1	0	0	20322.7	-0.04
360	283	24	2002	0	0	1.73	0.9	0	0	0	-1.81	0.1	0	0	20324.4	-0.02
360	284	24	2002	3.3	0	1.56	0.07	0	0	0	1.66	0.11	0	0	20326	-0.02
360	285	24	2002	3.81	0	2.08	0.3	0	0	0	1.65	0.11	0	0	20328	-0.03
360	286	24	2002	1.78	0	2	0.32	0	0	0	-0.26	0.11	0	0	20330	-0.07
360	287	24	2002	0	0	2.67	0.59	0	0	0	-2.72	0.11	0	0	20332.7	-0.06
360	288	24	2002	0	0	2.26	0.64	0	0	0	-2.34	0.11	0	0	20335	-0.03
360	289	24	2002	28.45	0.28	0.61	0.02	0	0	0	27.44	0.11	0	0	20335.6	0.02
360	290	24	2002	1.52	0	1.86	0.12	0	0	0	-0.12	0.11	0	0	20337.4	-0.05
360	291	24	2002	0.51	0	2.38	0.46	0	0	0	-1.94	0.11	0	0	20339.8	-0.04
360	292	24	2002	8.13	0	1.99	0.23	0	0	0	6.03	0.11	0	0	20341.8	0
360	293	24	2002	0.25	0	2.16	0.28	0	0	0	-1.95	0.11	0	0	20344	-0.06
360	294	24	2002	0	0	2	0.26	0	0	0	-2.09	0.11	0	0	20346	-0.03
360	295	24	2002	5.33	0.07	0.92	0	0	0	0	4.23	0.11	0	0	20346.9	0
360	296	24	2002	2.29	0	1.68	0.04	0	0	0	0.58	0.11	0	0	20348.6	-0.01
360	297	24	2002	0	0	1.36	0.13	0	0	0	-1.45	0.11	0	0	20349.9	-0.02
360	298	24	2002	7.62	0	1.84	0.08	0	0	0	5.7	0.11	0	0	20351.8	-0.03
360	299	24	2002	11.18	0	0.84	0.03	0	0	0	10.22	0.11	0	0	20352.6	0
360	300	24	2002	0.25	0	1.79	0.08	0	0	0	-1.63	0.11	0	0	20354.4	-0.01
360	301	24	2002	0.51	0	1.51	0.03	0	0	0	-1.1	0.11	0	0	20355.9	-0.01
360	302	24	2002	0	0	1.49	0.02	0	0	0	-1.6	0.11	0	0	20357.4	0
360	303	24	2002	0	0	1.69	0.01	0	0	0	-1.8	0.11	0	0	20359.1	0
360	304	24	2002	0	0	1.36	0.01	0	0	0	-1.47	0.11	0	0	20360.4	0
360	305	24	2002	0.51	0	2.44	0	0	0	0	-2.05	0.11	0	0	20362.9	0
360	306	24	2002	4.32	0	1.38	0	0	0	0	2.83	0.11	0	0	20364.3	0
360	307	24	2002	0.51	0	0.75	0	0	0	0	-0.35	0.11	0	0	20365	0
360	308	24	2002	2.54	0	0.97	0	0	0	0	1.46	0.11	0	0	20366	0
360	309	24	2002	4.57	0	1.53	0	0	0	0	2.93	0.11	0	0	20367.5	0
360	310	24	2002	6.6	0	0.44	0	0	0	0	6.05	0.11	0	0	20368	0
360	311	24	2002	3.05	0	2.52	0	0	0	0	-2.13	0.11	2.56	0	20370.5	-0.01
360	312	24	2002	0	0	2.92	0	0	0	0	-3.03	0.11	0	0	20373.4	0
360	313	24	2002	0	0	2.41	0	0	0	0	-2.52	0.11	0	0	20375.8	0
360	314	24	2002	0.25	0	3.24	0	0	0	0	-3.09	0.11	0	0	20379	0
360	315	24	2002	0.76	0	1.51	0	0	0	0	-0.86	0.11	0	0	20380.6	0
360	316	24	2002	2.79	0	0.63	0	0	0	0	2.05	0.11	0	0	20381.2	0
360	317	24	2002	0	0	1.18	0	0	0	0	-1.3	0.11	0	0	20382.4	0
360	318	24	2002	0	0	1.49	0	0	0	0	-1.6	0.11	0	0	20383.9	0
360	319	24	2002	0	0	1.17	0	0	0	0	-1.28	0.11	0	0	20385	0
360	320	24	2002	10.16	0	0.61	0	0	6.87	0	2.57	0.11	0	0	20385.6	0
360	321	24	2002	16.76	0	-0.1	0	0	-3.89	0	20.64	0.11	0	0	20385.5	0
360	322	24	2002	4.57	0	0.84	0	0	-2.98	0	6.6	0.11	0	0	20386.4	0
360	323	24	2002	3.56	0	1.22	0	0	0	0	2.22	0.11	0	0	20387.6	0
360	324	24	2002	0	0	1.37	0	0	0	0	-1.49	0.11	0	0	20389	0
360	325	24	2002	4.32	0	0.7	0	0	0	0	3.51	0.11	0	0	20389.7	0
360	326	24	2002	10.41	0	0.55	0	0	0	0	9.75	0.11	0	0	20390.2	0
360	327	24	2002	2.29	0	2.09	0	0	0	0	0.08	0.11	0	0	20392.3	0
360	328	24	2002	0.25	0	1.39	0	0	0	0	-1.25	0.11	0	0	20393.7	0
360	329	24	2002	0.76	0	0.51	0	0	0	0	0.13	0.11	0	0	20394.2	0
360	330	24	2002	4.83	0	1.07	0	0	0	0	3.64	0.11	0	0	20395.3	0
360	331	24	2002	1.78	0	0.88	0	0	1.98	0	-1.2	0.11	0	0	20396.2	0
360	332	24	2002	2.03	0	0.15	0	0	2.3	0	-0.54	0.11	0	0	20396.3	0
360	333	24	2002	0.76	0	0.78	0	0	-4.28	0	-0.55	0.11	4.28	0.42	20397.1	0
360	334	24	2002	3.3	0	0.15	0	0	0	0	-0.25	0.11	3.71	0	20397.3	0
360	335	24	2002	2.03	0	1.11	0	0	2.07	0	-1.26	0.11	0	0	20398.4	0

Attachment D-1
Honeywell
Wastebeds 9-15 SWSR Pre-Design Investigation
SHAW Output Data

RUN	DAY	HR	YR	PRECIP	precip INTRCP	ET	TRANSP	CANOPY chg in storage	SNOW chg in storage	RESIDUE chg in storage	SOIL chg in storage	PERC	RUNOFF	PONDED	Etcum	ERROR
360	336	24	2002	2.29	0	0.14	0	0	2.46	0	-0.42	0.11	0	0	20398.5	0
360	337	24	2002	0	0	0.08	0	0	0.35	0	-0.54	0.11	0	0	20398.6	0
360	338	24	2002	0.51	0	-0.01	0	0	0.81	0	-0.41	0.11	0	0	20398.6	0
360	339	24	2002	2.54	0	0.05	0	0	2.66	0	-0.29	0.11	0	0	20398.6	0
360	340	24	2002	0.25	0	0.01	0	0	0.42	0	-0.29	0.11	0	0	20398.6	0
360	341	24	2002	0	0	0.05	0	0	0.16	0	-0.32	0.11	0	0	20398.7	0
360	342	24	2002	1.02	0	0.2	0	0	0.97	0	-0.27	0.11	0	0	20398.9	0
360	343	24	2002	0	0	0.05	0	0	0.28	0	-0.45	0.11	0	0	20398.9	0
360	344	24	2002	0	0	0.03	0	0	0.22	0	-0.36	0.11	0	0	20399	0
360	345	24	2002	9.14	0	0.04	0	0	9.22	0	-0.23	0.11	0	0	20399	0
360	346	24	2002	2.54	0	-0.04	0	0	0.64	0	-0.1	0.11	1.92	0	20399	0
360	347	24	2002	4.32	0	-0.08	0	0	3.9	0	-0.13	0.11	0.52	0	20398.9	0
360	348	24	2002	19.05	0	-0.29	0	0	-6.86	0	-0.09	0.11	26.18	0	20398.6	0
360	349	24	2002	1.27	0	-0.06	0	0	-4.63	0	-0.09	0.11	5.94	0	20398.5	0
360	350	24	2002	0.51	0	0.25	0	0	0.42	0	-0.28	0.11	0	0	20398.8	0
360	351	24	2002	0	0	0.01	0	0	0.25	0	-0.37	0.11	0	0	20398.8	0
360	352	24	2002	0	0	0.04	0	0	0.18	0	-0.34	0.11	0	0	20398.8	0
360	353	24	2002	0	0	0.02	0	0	-0.08	0	-0.19	0.11	0.13	0	20398.9	0
360	354	24	2002	4.06	0	-0.52	0	0	-13.45	0	0.09	0.11	17.47	0.36	20398.3	0
360	355	24	2002	0	0	1.43	0	0	0	0	-1.18	0.11	0	0	20399.8	0
360	356	24	2002	0	0	2.13	0	0	0	0	-2.25	0.11	0	0	20401.9	0
360	357	24	2002	0	0	2.35	0	0	0	0	-2.46	0.11	0	0	20404.2	0
360	358	24	2002	0.25	0	1.1	0	0	0	0	-0.96	0.11	0	0	20405.3	0
360	359	24	2002	14.48	0	0.24	0	0	14.43	0	-0.31	0.11	0	0	20405.6	0
360	360	24	2002	0.25	0	0.01	0	0	0.3	0	-0.18	0.11	0	0	20405.6	0
360	361	24	2002	0	0	0.2	0	0	-0.15	0	-0.17	0.11	0	0	20405.8	0
360	362	24	2002	0.25	0	0.07	0	0	0.26	0	-0.19	0.11	0	0	20405.9	0
360	363	24	2002	0.76	0	-0.09	0	0	0.92	0	-0.18	0.11	0	0	20405.8	0
360	364	24	2002	1.27	0	-0.03	0	0	1.43	0	-0.25	0.11	0	0	20405.8	0
360	365	24	2002	5.33	0	-0.24	0	0	-8.9	0	6.68	0.11	7.68	0	20405.5	0
360	1	24	2003	10.41	0	0.04	0	0	10.34	0	-0.14	0.11	0.06	0	20405.6	0
360	2	24	2003	1.27	0	-0.05	0	0	1.47	0	-0.26	0.11	0	0	20405.5	0
360	3	24	2003	5.33	0	0.09	0	0	5.31	0	-0.18	0.11	0	0	20405.6	0
360	4	24	2003	2.79	0	-0.06	0	0	2.9	0	-0.16	0.11	0	0	20405.5	0
360	5	24	2003	0	0	0.01	0	0	0.04	0	-0.16	0.11	0	0	20405.6	0
360	6	24	2003	1.52	0	-0.03	0	0	1.61	0	-0.17	0.11	0	0	20405.5	0
360	7	24	2003	0.25	0	-0.08	0	0	0.45	0	-0.23	0.11	0	0	20405.4	0
360	8	24	2003	4.57	0	-0.13	0	0	0.1	0	-0.1	0.11	4.59	0	20405.3	0
360	9	24	2003	2.79	0	0.12	0	0	-1.01	0	-0.1	0.11	3.68	0	20405.4	0
360	10	24	2003	0.25	0	0.1	0	0	0.24	0	-0.19	0.11	0	0	20405.5	0
360	11	24	2003	0.51	0	0.59	0	0	0	0	-0.19	0.11	0	0	20406.1	0
360	12	24	2003	0.76	0	0.52	0	0	0.29	0	-0.16	0.11	0	0	20406.6	0
360	13	24	2003	0.25	0	0.35	0	0	-0.02	0	-0.19	0.11	0	0	20407	0
360	14	24	2003	0	0	0	0	0	0.14	0	-0.25	0.11	0	0	20407	0
360	15	24	2003	0.25	0	0.08	0	0	0.29	0	-0.23	0.12	0	0	20407.1	0
360	16	24	2003	0	0	0.03	0	0	0.09	0	-0.23	0.12	0	0	20407.1	0
360	17	24	2003	0	0	0.05	0	0	0.1	0	-0.27	0.12	0	0	20407.1	0
360	18	24	2003	0	0	0.05	0	0	0.11	0	-0.28	0.12	0	0	20407.2	0
360	19	24	2003	0	0	0.21	0	0	-0.1	0	-0.23	0.12	0	0	20407.4	0
360	20	24	2003	1.02	0	0.28	0	0	0.84	0	-0.22	0.12	0	0	20407.7	0
360	21	24	2003	0	0	0.03	0	0	0.12	0	-0.27	0.12	0	0	20407.7	0
360	22	24	2003	1.27	0	0.02	0	0	1.37	0	-0.23	0.12	0	0	20407.7	0
360	23	24	2003	1.52	0	0.03	0	0	1.57	0	-0.2	0.12	0	0	20407.8	0
360	24	24	2003	0	0	0	0	0	0.06	0	-0.17	0.12	0	0	20407.8	0
360	25	24	2003	0	0	0.18	0	0	-0.13	0	-0.16	0.12	0	0	20407.9	0
360	26	24	2003	1.27	0	0	0	0	1.31	0	-0.16	0.12	0	0	20407.9	0
360	27	24	2003	0	0	0	0	0	0.1	0	-0.22	0.12	0	0	20408	0
360	28	24	2003	0	0	0.04	0	0	0.05	0	-0.22	0.12	0	0	20408	0
360	29	24	2003	0.51	0	0.04	0	0	0.51	0	-0.17	0.12	0	0	20408	0
360	30	24	2003	0	0	-0.02	0	0	0.1	0	-0.2	0.12	0	0	20408	0
360	31	24	2003	0	0	0.11	0	0	-0.06	0	-0.17	0.12	0	0	20408.1	0
360	32	24	2003	5.84	0	-0.05	0	0	-0.26	0	-0.07	0.12	6.1	0	20408.1	0
360	33	24	2003	1.27	0	0.11	0	0	-1.39	0	-0.07	0.12	2.51	0	20408.2	0
360	34	24	2003	5.59	0	0.14	0	0	-0.27	0	-0.1	0.12	5.69	0	20408.3	0
360	35	24	2003	19.3	0	0.17	0	0	-9.49	0	-0.1	0.12	28.61	0	20408.5	0
360	36	24	2003	0	0	0.97	0	0	-0.86	0	-0.24	0.12	0	0	20409.5	0
360	37	24	2003	0	0	0.3	0	0	-0.2	0	-0.22	0.12	0	0	20409.8	0
360	38	24	2003	1.52	0	0.03	0	0	1.55	0	-0.17	0.12	0	0	20409.8	0
360	39	24	2003	0	0	0.43	0	0	-0.38	0	-0.18	0.12	0	0	20410.2	0
360	40	24	2003	0	0	0.34	0	0	-0.29	0	-0.16	0.12	0	0	20410.6	0
360	41	24	2003	2.54	0	0.01	0	0	2.57	0	-0.16	0.12	0	0	20410.6	0
360	42	24	2003	0.25	0	0.06	0	0	0.25	0	-0.17	0.12	0	0	20410.6	0
360	43	24	2003	1.02	0	0.15	0	0	0.89	0	-0.15	0.12	0	0	20410.8	0
360	44	24	2003	2.79	0	0.03	0	0	2.79	0	-0.15	0.12	0	0	20410.8	0
360	45	24	2003	2.54	0	0	0	0	2.56	0	-0.13	0.12	0	0	20410.8	0
360	46	24	2003	0	0	0.05	0	0	-0.04	0	-0.14	0.12	0	0	20410.9	0
360	47	24	2003	0	0	0.04	0	0	-0.02	0	-0.15	0.12	0	0	20410.9	0
360	48	24	2003	8.38	0	0.21	0	0	8.2	0	-0.14	0.12	0	0	20411.1	0
360	49	24	2003	0.51	0	-0.05	0	0	0.56	0	-0.13	0.12	0	0	20411.1	0
360	50	24	2003	0	0	0.03	0	0	-0.09	0	-0.1	0.12	0.05	0	20411.1	0
360	51	24	2003	0	0	0.1	0	0	-0.11	0	-0.12	0.12	0	0	20411.2	0
360	52	24	2003	0	0	0.02	0	0	-0.15	0	-0.12	0.12	0.13	0	20411.2	0
360	53	24	2003	6.1	0	-0.05	0	0	-0.38	0	-0.08	0.12	6.49	0	20411.2	0
360	54	24	2003	5.84	0	0.23	0	0	2.17	0	-0.1	0.12	3.42	0	20411.4	0
360	55	24	2003	1.27	0	0.07	0	0	1.24	0	-0.15	0.12	0	0	20411.5	0
360	56	24	2003	0.76	0	0.02	0	0	0.77	0	-0.15	0.12	0	0	20411.5	0
360	57	24	2003	0	0	0.03	0	0	0	0	-0.15	0.12	0	0	20411.5	0
360	58	24	2003	0	0	0.03	0	0	-0.01	0	-0.14	0.12	0	0	20411.6	0
360	59	24	2003	0	0	0.07	0	0	-0.07	0	-0.13	0.12	0	0	20411.6	0
360	60	24	2003	0	0	-0.04	0	0	-0.21	0	-0.12	0.12	0.24	0	20411.6	0
360	61	24	2003	6.6	0	0.04	0	0	6.27	0	-0.11	0.12	0.29	0	20411.6	0
360	62	24	2003	0.25	0	0.2	0	0	0.09	0	-0.16	0.12	0	0	20411.8	0
360	63	24	2003	0	0	0.32	0	0	-0.31	0	-0.14	0.12	0	0	20412.2	0
360	64	24	2003	5.08	0	0.04	0	0	1.88	0	-0.09	0.12	3.13	0	20412.2	0
360	65	24	2003	0	0	0.36	0	0	-0.34	0	-0.15	0.12	0	0	20412.6	0
360	66	24	2003	0	0	0.28	0	0	-0.26	0	-0.15	0.12	0	0	20412.8	0
360	67	24	2003	0.25	0	0.13	0	0	-0.4	0	-0.1	0.12	0.49	0	20413	0
360	68	24	2003	1.02	0	1.36	0	0	-0.46	0	-0.13	0.12	0.12	0	20414.3	0
360	69	24	2003	1.02	0	0.81	0	0	0.23	0	-0.15	0.12	0	0	20415.1	0
360	70	24	2003	0	0	0.43	0	0	-0.42	0	-0.13	0.12	0	0	20415.6	0
360	71	24	2003	2.29	0	0.15	0	0	1.86	0	-0.1	0.12	0.26	0	20415.7	0
360	72	24	2003	1.52	0	0.27	0	0	1.27	0	-0.14	0.12	0	0	20416	0
360	73	24	2003	0	0	0.13	0	0	-0.11	0	-0.14	0.12	0	0	20416.1	0

Attachment D-1
Honeywell
Wastebeds 9-15 SWSR Pre-Design Investigation
SHAW Output Data

RUN	DAY	HR	YR	PRECIP	precip INTRCP	ET	TRANSP	CANOPY chg in storage	SNOW chg in storage	RESIDUE chg in storage	SOIL chg in storage	PERC	RUNOFF	PONDED	Etcum	ERROR
360	74	24	2003	0	0	0.05	0	0	-0.05	0	-0.13	0.12	0	0	20416.2	0
360	75	24	2003	0	0	-0.12	0	0	-10.63	0	-0.11	0.12	10.74	0	20416.1	0
360	76	24	2003	0	0	-0.2	0	0	-12.69	0	0.21	0.13	12.57	0	20415.8	0
360	77	24	2003	0	0	-0.15	0	0	-16.21	0	2.08	0.13	14.15	0	20415.7	0
360	78	24	2003	0	0	0.91	0	0	-15.54	0	-0.28	0.13	14.79	0	20416.6	0
360	79	24	2003	21.34	0	0.64	0	0	0	0	-0.54	0.13	21.1	0	20417.3	0
360	80	24	2003	4.83	0	0.96	0	0	0	0	0.1	0.13	3.64	0	20418.2	0
360	81	24	2003	2.03	0	1.39	0	0	0	0	0.51	0.13	0	0	20419.6	0
360	82	24	2003	0	0	1.23	0	0	0	0	-1.36	0.13	0	0	20420.8	0
360	83	24	2003	0	0	2.57	0	0	0	0	-2.69	0.13	0	0	20423.4	0
360	84	24	2003	3.56	0	2.71	0	0	0	0	0.72	0.13	0	0	20426.1	0
360	85	24	2003	3.3	0	1.26	0	0	0	0	1.91	0.13	0	0	20427.4	0
360	86	24	2003	0	0	3.41	0	0	0	0	-3.54	0.13	0	0	20430.8	0
360	87	24	2003	0	0	5.06	0	0	0	0	-5.18	0.13	0	0	20435.9	0
360	88	24	2003	11.68	0	1.62	0	0	0	0	9.94	0.13	0	0	20437.5	0
360	89	24	2003	8.38	0	0.75	0	0	7.44	0	0.07	0.13	0	0	20438.2	0
360	90	24	2003	0.25	0	0.43	0	0	-0.23	0	-0.07	0.13	0	0	20438.7	0
360	91	24	2003	1.02	0	0.35	0	0	0.85	0	-0.32	0.13	0	0	20439	0
360	92	24	2003	0.51	0	-0.01	0	0	-2.08	0	2.47	0.13	0	0	20439	0
360	93	24	2003	16.26	0	-0.08	0	0	-3.9	0	20.11	0.13	0	0	20438.9	0
360	94	24	2003	25.15	0	0.22	0	0	24.85	0	-0.05	0.13	0	0	20439.1	0
360	95	24	2003	5.84	0	0.12	0	0	-9.74	0	15.36	0.13	0	0	20439.3	-0.02
360	96	24	2003	0	0	0.65	0	0	-2.03	0	1.26	0.13	0	0	20439.9	0
360	97	24	2003	1.52	0	0.52	0	0	0.62	0	0.25	0.13	0	0	20440.4	0
360	98	24	2003	0.76	0	0.25	0	0	0.23	0	0.16	0.13	0	0	20440.7	0
360	99	24	2003	0	0	-0.01	0	0	-3.82	0	3.71	0.13	0	0	20440.7	0
360	100	24	2003	0	0	0.25	0.27	0	-12.19	0	11.8	0.13	0	0	20440.9	0.01
360	101	24	2003	1.02	0	1.17	0.13	0	0	0	-0.28	0.13	0	0	20442.1	0
360	102	24	2003	0	0	4.1	0.39	0	0	0	-4.23	0.13	0	0	20446.2	0
360	103	24	2003	0	0	4	0.28	0	0	0	-4.13	0.13	0	0	20450.2	0
360	104	24	2003	0	0	4.55	0.78	0	0	0	-4.67	0.13	0	0	20454.7	-0.01
360	105	24	2003	0	0	7.4	1.35	0	0	0	-7.55	0.13	0	0	20462.1	0.02
360	106	24	2003	0	0	4.36	0.82	0	0	0	-4.48	0.13	0	0	20466.5	0
360	107	24	2003	0	0	4.31	0.45	0	0	0	-4.42	0.13	0	0	20470.8	-0.02
360	108	24	2003	0.51	0	4.61	0.83	0	0	0	-4.23	0.13	0	0	20475.4	0
360	109	24	2003	3.56	0	2.44	0.47	0	0	0	1	0.13	0	0	20477.8	-0.01
360	110	24	2003	0	0	5.45	1.42	0	0	0	-5.56	0.13	0	0	20483.3	-0.03
360	111	24	2003	2.79	0	2.71	0.5	0	0	0	-0.03	0.13	0	0	20486	-0.02
360	112	24	2003	4.06	0	1.71	0.11	0	0	0	2.24	0.13	0	0	20487.7	-0.02
360	113	24	2003	2.03	0	2.31	0	0	0	0	-0.37	0.13	0	0	20490	-0.04
360	114	24	2003	0	0	4.45	0.87	0	0	0	-4.56	0.13	0	0	20494.5	-0.02
360	115	24	2003	0	0	3.69	1.12	0	0	0	-3.81	0.13	0	0	20498.2	-0.01
360	116	24	2003	1.02	0	1.48	0.32	0	0	0	-0.58	0.13	0	0	20499.6	-0.02
360	117	24	2003	0.25	0	4.51	1.29	0	0	0	-4.38	0.13	0	0	20504.2	-0.01
360	118	24	2003	0	0	5.61	2.11	0	0	0	-5.71	0.13	0	0	20509.8	-0.03
360	119	24	2003	0	0	5.38	1.7	0	0	0	-5.5	0.13	0	0	20515.2	-0.01
360	120	24	2003	0	0	3.82	1.63	0	0	0	-3.93	0.13	0	0	20519	-0.02
360	121	24	2003	11.94	0	4.58	1.87	0	0	0	7.24	0.13	0	0	20523.5	-0.01
360	122	24	2003	8.38	0	2.99	0.52	0	0	0	5.29	0.13	0	0	20526.5	-0.03
360	123	24	2003	0	0	4.6	1.45	0	0	0	-4.73	0.13	0	0	20531.1	0
360	124	24	2003	0	0	4.22	1.73	0	0	0	-4.34	0.13	0	0	20535.4	-0.01
360	125	24	2003	3.05	0	3.64	1.02	0	0	0	-0.69	0.13	0	0	20539	-0.03
360	126	24	2003	0.51	0	4.1	1.75	0	0	0	-3.72	0.13	0	0	20543.1	-0.01
360	127	24	2003	0.51	0	2.36	1.01	0	0	0	-1.98	0.13	0	0	20545.5	-0.01
360	128	24	2003	0.25	0	1.69	0.77	0	0	0	-1.54	0.13	0	0	20547.2	-0.02
360	129	24	2003	0	0	4.22	1.89	0	0	0	-4.32	0.13	0	0	20551.4	-0.03
360	130	24	2003	0	0	4.67	2.45	0	0	0	-4.76	0.13	0	0	20556	-0.03
360	131	24	2003	28.96	0	2.62	0.85	0	0	0	26.23	0.13	0	0	20558.7	-0.02
360	132	24	2003	7.37	0	3.03	0.47	0	0	0	4.24	0.13	0	0	20561.7	-0.04
360	133	24	2003	3.3	0	2.26	0.07	0	0	0	0.95	0.13	0	0	20563.9	-0.04
360	134	24	2003	0	0	1.98	1.06	0	0	0	-2.09	0.13	0	0	20565.9	-0.02
360	135	24	2003	0	0	4.03	2.14	0	0	0	-4.15	0.13	0	0	20570	-0.02
360	136	24	2003	3.81	0	3.43	0.99	0	0	0	0.27	0.13	0	0	20573.4	-0.02
360	137	24	2003	0	0	5.23	2.61	0	0	0	-5.34	0.13	0	0	20578.6	-0.02
360	138	24	2003	0	0	5.73	3.14	0	0	0	-5.85	0.13	0	0	20584.4	-0.02
360	139	24	2003	0	0	5.88	3.28	0	0	0	-5.98	0.13	0	0	20590.2	-0.03
360	140	24	2003	8.13	0	6.6	3.01	0	0	0	1.43	0.13	0	0	20596.8	-0.03
360	141	24	2003	1.78	0	4.66	1.5	0	0	0	-2.99	0.13	0	0	20601.5	-0.02
360	142	24	2003	0	0	4.63	2.54	0	0	0	-4.75	0.13	0	0	20606.1	-0.02
360	143	24	2003	0	0	3.17	1.92	0	0	0	-3.29	0.13	0	0	20609.3	-0.01
360	144	24	2003	34.54	0.24	1.79	0.08	0	0	0	32.39	0.13	0	0	20611.1	-0.01
360	145	24	2003	0.51	0	3.47	1.9	0	0	0	-2.84	0.13	0	0	20614.5	-0.02
360	146	24	2003	9.14	0.62	1.49	0.1	0	0	0	6.9	0.13	0	0	20616	0
360	147	24	2003	0	0	3.72	1.9	0	0	0	-3.23	0.13	0	0	20619.8	-0.01
360	148	24	2003	0	0	3.56	2.18	0	0	0	-3.68	0.13	0	0	20623.3	-0.02
360	149	24	2003	0	0	4.39	2.87	0	0	0	-4.48	0.13	0	0	20627.7	-0.04
360	150	24	2003	0	0	5.29	3.07	0	0	0	-5.41	0.13	0	0	20633	-0.01
360	151	24	2003	11.68	0.36	2	0.09	0	0	0	9.19	0.14	0	0	20635	-0.01
360	152	24	2003	8.64	0	3.08	0.16	0	0	0	5.79	0.14	0	0	20638.1	-0.01
360	153	24	2003	0	0	5.29	3.23	0	0	0	-5.39	0.14	0	0	20643.4	-0.04
360	154	24	2003	0	0	3.02	2.22	0	0	0	-3.13	0.14	0	0	20646.4	-0.03
360	155	24	2003	9.91	0	4.45	1.74	0	0	0	5.35	0.14	0	0	20650.8	-0.03
360	156	24	2003	1.02	0	1.5	0.43	0	0	0	-0.61	0.14	0	0	20652.3	-0.01
360	157	24	2003	1.02	0	4.91	2.97	0	0	0	-3.99	0.14	0	0	20657.2	-0.04
360	158	24	2003	0.51	0	1.77	0.98	0	0	0	-1.38	0.14	0	0	20659	-0.02
360	159	24	2003	0	0	4.81	3.62	0	0	0	-4.92	0.14	0	0	20663.8	-0.02
360	160	24	2003	0	0	5.54	3.93	0	0	0	-5.63	0.14	0	0	20669.4	-0.04
360	161	24	2003	0	0	5.35	3.57	0	0	0	-5.46	0.14	0	0	20674.7	-0.03
360	162	24	2003	3.81	0	3.78	1.39	0	0	0	-0.13	0.14	0	0	20678.5	0.01
360	163	24	2003	3.81	0.37	2.26	0.17	0	0	0	1.05	0.14	0	0	20680.8	-0.01
360	164	24	2003	18.54	0.59	1.84	0	0	0	0	16.34	0.14	0	0	20682.6	0
360	165	24	2003	1.02	0	2.33	0.59	0	0	0	-0.84	0.14	0	0	20684.9	-0.02
360	166	24	2003	0	0	5.73	3.89	0	0	0	-5.82	0.14	0	0	20690.7	-0.05
360	167	24	2003	0	0	5.66	3.92	0	0	0	-5.79	0.14	0	0	20696.3	-0.02
360	168	24	2003	0	0	6.36	4.62	0	0	0	-6.49	0.14	0	0	20702.7	-0.01
360	169	24	2003	0	0	2.91	2.08	0	0	0	-3.03	0.14	0	0	20705.6	-0.03
360	170	24	2003	0	0	1.93	1.42	0	0	0	-2.02	0.14	0	0	20707.5	-0.05
360	171	24	2003	7.11	0	4.61	1.44	0	0	0	2.42	0.14	0	0	20712.1	-0.06
360	172	24	2003	16.26	0	2.89	0.25	0	0	0	13.24	0.14	0	0	20715	-0.02
360	173	24	2003	0.25	0	4.33	3.36	0	0	0	-4.18	0.14	0	0	20719.3	-0.04
360	174	24	2003	0	0	6.21	4.61	0	0	0	-6.32	0.14	0	0	20725.6	-0.04
360	175	24	2003	0	0	6.22	4.86	0	0	0	-6.34	0.14	0	0	20731.8	-0.03
360	176	24	2003	0	0	6.53	5.08	0	0	0	-6.66	0.15	0	0	20738.3	-0.02

Attachment D-1
Honeywell
Wastebeds 9-15 SWSR Pre-Design Investigation
SHAW Output Data

RUN	DAY	HR	YR	PRECIP	precip INTRCP	ET	TRANSP	CANOPY chg in storage	SNOW chg in storage	RESIDUE chg in storage	SOIL chg in storage	PERC	RUNOFF	PONDED	Etcum	ERROR
360	177	24	2003	0	0	6.43	5.03	0	0	0	-6.53	0.15	0	0	20744.7	-0.05
360	178	24	2003	0	0	4.27	3.11	0	0	0	-4.36	0.15	0	0	20749	-0.06
360	179	24	2003	0	0	6.7	4.93	0	0	0	-6.81	0.15	0	0	20755.7	-0.04
360	180	24	2003	0	0	4.4	3.04	0	0	0	-4.52	0.15	0	0	20760.1	-0.02
360	181	24	2003	0	0	2.56	1.08	0	0	0	-2.67	0.15	0	0	20762.7	-0.04
360	182	24	2003	0	0	1.47	0.92	0	0	0	-1.57	0.15	0	0	20764.1	-0.04
360	183	24	2003	0	0	0.78	0.74	0	0	0	-0.91	0.15	0	0	20764.9	-0.02
360	184	24	2003	0	0	0.54	0.64	0	0	0	-0.68	0.15	0	0	20765.5	-0.01
360	185	24	2003	0	0	0.44	0.55	0	0	0	-0.57	0.15	0	0	20765.9	-0.02
360	186	24	2003	0	0	0.4	0.52	0	0	0	-0.54	0.15	0	0	20766.3	-0.01
360	187	24	2003	0	0	0.88	0.55	0	0	0	-0.99	0.15	0	0	20767.2	-0.05
360	188	24	2003	6.86	0.11	2.81	0.13	0	0	0	3.77	0.15	0	0	20770	0.02
360	189	24	2003	0	0	2.01	0.69	0	0	0	-2.03	0.15	0	0	20772	-0.03
360	190	24	2003	3.56	0	3.85	0.25	0	0	0	-0.38	0.15	0	0	20775.9	-0.06
360	191	24	2003	21.34	0	5.46	1.8	0	0	0	15.79	0.15	0	0	20781.3	-0.06
360	192	24	2003	0	0	5.24	4.43	0	0	0	-5.36	0.15	0	0	20786.6	-0.03
360	193	24	2003	0	0	4.83	3.79	0	0	0	-4.89	0.15	0	0	20791.4	-0.1
360	194	24	2003	0.25	0	4.48	3	0	0	0	-4.36	0.15	0	0	20795.9	-0.01
360	195	24	2003	0	0	2.32	1.23	0	0	0	-2.42	0.15	0	0	20798.2	-0.06
360	196	24	2003	1.02	0	2.87	0.71	0	0	0	-1.96	0.16	0	0	20801.1	-0.05
360	197	24	2003	6.1	0	3.72	0.32	0	0	0	2.22	0.16	0	0	20804.8	0
360	198	24	2003	0	0	2.23	0.62	0	0	0	-2.33	0.16	0	0	20807	-0.05
360	199	24	2003	0	0	1.88	0.54	0	0	0	-1.99	0.16	0	0	20808.9	-0.05
360	200	24	2003	0	0	1.38	0.54	0	0	0	-1.5	0.16	0	0	20810.3	-0.04
360	201	24	2003	0	0	0.58	0.52	0	0	0	-0.72	0.16	0	0	20810.9	-0.02
360	202	24	2003	23.88	0	3.04	0.11	0	0	0	20.65	0.16	0	0	20813.9	0.02
360	203	24	2003	9.65	0.39	3.1	0.31	0	0	0	6.04	0.16	0	0	20817	-0.04
360	204	24	2003	2.79	0	5.18	2	0	0	0	-2.12	0.16	0	0	20822.2	-0.04
360	205	24	2003	3.05	0	3.53	0.56	0	0	0	-0.59	0.16	0	0	20825.7	-0.05
360	206	24	2003	0	0	6.62	5.28	0	0	0	-6.71	0.16	0	0	20832.3	-0.07
360	207	24	2003	0	0	5.63	4.71	0	0	0	-5.77	0.16	0	0	20838	-0.02
360	208	24	2003	5.33	0	3.57	0.34	0	0	0	1.64	0.16	0	0	20841.5	-0.03
360	209	24	2003	0	0	5.72	4.29	0	0	0	-5.82	0.16	0	0	20847.2	-0.06
360	210	24	2003	0	0	4.44	3.15	0	0	0	-4.57	0.16	0	0	20851.7	-0.03
360	211	24	2003	0	0	1.94	1.13	0	0	0	-2.07	0.16	0	0	20853.6	-0.04
360	212	24	2003	0	0	1.76	0.67	0	0	0	-1.86	0.16	0	0	20855.4	-0.06
360	213	24	2003	14.99	0.69	2.52	0.09	0	0	0	11.6	0.16	0	0	20857.9	0
360	214	24	2003	2.29	0	4.93	1.97	0	0	0	-2.09	0.16	0	0	20862.8	-0.03
360	215	24	2003	4.32	0	5.35	1.97	0	0	0	-1.16	0.16	0	0	20868.2	-0.04
360	216	24	2003	0.76	0	5.03	3.5	0	0	0	-4.36	0.16	0	0	20873.2	-0.07
360	217	24	2003	33.53	0	3.95	0.82	0	0	0	29.49	0.16	0	0	20877.2	-0.08
360	218	24	2003	5.33	0	4.33	0.92	0	0	0	0.92	0.17	0	0	20881.5	-0.08
360	219	24	2003	0	0	4.66	3.79	0	0	0	-4.77	0.17	0	0	20886.2	-0.05
360	220	24	2003	2.54	0	3.67	1.33	0	0	0	-1.26	0.17	0	0	20889.8	-0.04
360	221	24	2003	8.13	1.08	1.95	0.15	0	0	0	4.97	0.17	0	0	20891.8	-0.04
360	222	24	2003	0.25	0	4.72	2.62	0	0	0	-3.52	0.17	0	0	20896.5	-0.04
360	223	24	2003	0	0	2.44	2.04	0	0	0	-2.56	0.17	0	0	20898.9	-0.04
360	224	24	2003	3.05	0	3.18	0.61	0	0	0	-0.25	0.17	0	0	20902.1	-0.05
360	225	24	2003	0	0	4.78	3.8	0	0	0	-4.87	0.17	0	0	20906.9	-0.07
360	226	24	2003	0	0	6.09	4.54	0	0	0	-6.2	0.17	0	0	20913	-0.05
360	227	24	2003	0	0	5.73	4.33	0	0	0	-5.86	0.17	0	0	20918.7	-0.04
360	228	24	2003	0	0	3.52	2.73	0	0	0	-3.65	0.17	0	0	20922.2	-0.04
360	229	24	2003	0	0	4.8	3.26	0	0	0	-4.91	0.17	0	0	20927	-0.06
360	230	24	2003	0	0	2.82	1.84	0	0	0	-2.95	0.17	0	0	20929.9	-0.04
360	231	24	2003	0	0	2.36	0.97	0	0	0	-2.48	0.17	0	0	20932.2	-0.05
360	232	24	2003	0	0	1.71	0.65	0	0	0	-1.84	0.17	0	0	20933.9	-0.04
360	233	24	2003	0	0	0.75	0.51	0	0	0	-0.88	0.17	0	0	20934.7	-0.04
360	234	24	2003	0	0	0.38	0.43	0	0	0	-0.52	0.17	0	0	20935.1	-0.03
360	235	24	2003	0	0	0.79	0.43	0	0	0	-0.92	0.17	0	0	20935.9	-0.04
360	236	24	2003	0	0	0.73	0.42	0	0	0	-0.86	0.17	0	0	20936.6	-0.04
360	237	24	2003	0	0	-0.09	0.33	0	0	0	-0.09	0.17	0	0	20936.5	0.01
360	238	24	2003	0.25	0	0.25	0.3	0	0	0	-0.14	0.17	0	0	20936.8	-0.03
360	239	24	2003	0	0	0.86	0.39	0	0	0	-0.99	0.17	0	0	20937.6	-0.04
360	240	24	2003	0	0	0.78	0.42	0	0	0	-0.91	0.17	0	0	20938.4	-0.05
360	241	24	2003	1.52	0	1.05	0.32	0	0	0	0.31	0.17	0	0	20939.4	-0.01
360	242	24	2003	0	0	0.54	0.35	0	0	0	-0.67	0.17	0	0	20940	-0.04
360	243	24	2003	0	0	0.97	0.38	0	0	0	-1.1	0.17	0	0	20941	-0.04
360	244	24	2003	10.16	0.55	1.74	0.08	0	0	0	7.67	0.17	0	0	20942.7	0.03
360	245	24	2003	6.35	0	3.07	0.04	0	0	0	3.68	0.17	0	0	20945.8	-0.02
360	246	24	2003	4.06	0.55	1.9	0.1	0	0	0	1.43	0.17	0	0	20947.7	0
360	247	24	2003	0	0	3.28	1.92	0	0	0	-2.87	0.17	0	0	20950.9	-0.03
360	248	24	2003	2.54	0	3.06	0.57	0	0	0	-0.65	0.17	0	0	20954	-0.04
360	249	24	2003	0	0	3.96	2.81	0	0	0	-4.1	0.17	0	0	20958	-0.04
360	250	24	2003	0	0	2.55	1.33	0	0	0	-2.68	0.17	0	0	20960.5	-0.04
360	251	24	2003	0	0	1.93	0.54	0	0	0	-2.06	0.17	0	0	20962.4	-0.03
360	252	24	2003	0	0	1.72	0.45	0	0	0	-1.86	0.17	0	0	20964.2	-0.04
360	253	24	2003	0	0	1.06	0.45	0	0	0	-1.2	0.17	0	0	20965.2	-0.03
360	254	24	2003	0	0	0.57	0.44	0	0	0	-0.73	0.17	0	0	20965.8	-0.01
360	255	24	2003	0	0	0.16	0.36	0	0	0	-0.33	0.17	0	0	20965.9	-0.01
360	256	24	2003	1.02	0	0.68	0.19	0	0	0	0.16	0.17	0	0	20966.6	0
360	257	24	2003	0	0	0.22	0.26	0	0	0	-0.4	0.17	0	0	20966.8	0
360	258	24	2003	2.79	0	1.71	0.04	0	0	0	0.94	0.17	0	0	20968.6	-0.02
360	259	24	2003	0	0	1.59	0.23	0	0	0	-1.71	0.17	0	0	20970.1	-0.05
360	260	24	2003	0	0	0.81	0.22	0	0	0	-0.96	0.17	0	0	20971	-0.03
360	261	24	2003	0	0	0.07	0.18	0	0	0	-0.23	0.17	0	0	20971	-0.01
360	262	24	2003	1.52	0	1.07	0.12	0	0	0	0.28	0.17	0	0	20972.1	0
360	263	24	2003	0	0	0.59	0.12	0	0	0	-0.73	0.17	0	0	20972.7	-0.04
360	264	24	2003	0	0	0.58	0.14	0	0	0	-0.72	0.17	0	0	20973.3	-0.03
360	265	24	2003	1.78	0	0.85	0.04	0	0	0	0.79	0.17	0	0	20974.1	-0.03
360	266	24	2003	34.29	0	2.6	0.4	0	0	0	31.55	0.17	0	0	20976.7	-0.04
360	267	24	2003	0	0	4.23	2.33	0	0	0	-4.34	0.17	0	0	20980.9	-0.06
360	268	24	2003	4.06	0	2.39	0.26	0	0	0	1.53	0.17	0	0	20983.3	-0.02
360	269	24	2003	0	0	2.69	1.61	0	0	0	-2.82	0.17	0	0	20986	-0.04
360	270	24	2003	6.35	0	3.05	1.13	0	0	0	3.1	0.17	0	0	20989.1	0.02
360	271	24	2003	0	0	2.16	0.93	0	0	0	-2.27	0.17	0	0	20991.2	-0.06
360	272	24	2003	0	0	2.11	1.18	0	0	0	-2.25	0.17	0	0	20993.3	-0.03
360	273	24	2003	0	0	2.18	1.2	0	0	0	-2.32	0.17	0	0	20995.5	-0.03
360	274	24	2003	0	0	1.58	0.97	0	0	0	-1.73	0.17	0	0	20997.1	-0.03
360	275	24	2003	0	0	2.08	1.31	0	0	0	-2.23	0.17	0	0	20999.2	-0.02
360	276	24	2003	0	0	3.27	1.88	0	0	0	-3.38	0.17	0	0	21002.4	-0.06
360	277	24	2003	0	0	2.48	1.39	0	0	0	-2.6	0.17	0	0	21004.9	-0.05
360	278	24	2003	0	0	1.87	0.94	0	0	0	-2.02	0.17	0	0	21006.8	-0.02
360	279	24	2003	7.87	0	4.38	1.22	0	0	0	3.38	0.17	0	0	21011.2	-0.06

Attachment D-1
Honeywell
Wastebeds 9-15 SWSR Pre-Design Investigation
SHAW Output Data

RUN	DAY	HR	YR	PRECIP	precip INTRCP	ET	TRANSP	CANOPY chg in storage	SNOW chg in storage	RESIDUE chg in storage	SOIL chg in storage	PERC	RUNOFF	PONDED	Etcum	ERROR
360	280	24	2003	4.06	0	3.39	0.33	0	0	0	0.54	0.17	0	0	21014.6	-0.04
360	281	24	2003	0.51	0	2.21	0.73	0	0	0	-1.85	0.17	0	0	21016.8	-0.02
360	282	24	2003	0	0	2.62	1.09	0	0	0	-2.76	0.17	0	0	21019.4	-0.03
360	283	24	2003	0	0	2.4	1.32	0	0	0	-2.55	0.17	0	0	21021.8	-0.02
360	284	24	2003	0	0	2.75	1.32	0	0	0	-2.87	0.17	0	0	21024.5	-0.05
360	285	24	2003	1.27	0	2.03	0.66	0	0	0	-0.9	0.17	0	0	21026.6	-0.04
360	286	24	2003	0	0	2.5	1.01	0	0	0	-2.63	0.17	0	0	21029.1	-0.04
360	287	24	2003	4.83	0	2.77	0.45	0	0	0	1.92	0.17	0	0	21031.8	-0.04
360	288	24	2003	0.51	0	1.7	0.27	0	0	0	-1.32	0.17	0	0	21033.5	-0.05
360	289	24	2003	4.83	0	2.9	0.54	0	0	0	1.8	0.17	0	0	21036.4	-0.05
360	290	24	2003	3.81	0	2.72	0.19	0	0	0	0.95	0.17	0	0	21039.2	-0.04
360	291	24	2003	0	0	1.89	0.37	0	0	0	-2.03	0.17	0	0	21041.1	-0.04
360	292	24	2003	0	0	1.46	0.24	0	0	0	-1.6	0.17	0	0	21042.5	-0.03
360	293	24	2003	0.51	0	1.74	0.21	0	0	0	-1.38	0.17	0	0	21044.3	-0.03
360	294	24	2003	14.48	0	1.16	0.19	0	0	0	13.16	0.17	0	0	21045.4	-0.02
360	295	24	2003	0	0	1.02	0.22	0	0	0	-1.17	0.17	0	0	21046.4	-0.02
360	296	24	2003	0	0	1.79	0.27	0	0	0	-1.94	0.17	0	0	21048.2	-0.02
360	297	24	2003	2.29	0	1.38	0.1	0	0	0	0.74	0.17	0	0	21049.6	-0.01
360	298	24	2003	1.52	0	3.11	0.22	0	0	0	-1.75	0.17	0	0	21052.7	-0.01
360	299	24	2003	0.25	0	3.5	0.11	0	0	0	-3.4	0.17	0	0	21056.2	-0.02
360	300	24	2003	5.59	0	1.94	0.02	0	0	0	3.48	0.17	0	0	21058.2	0
360	301	24	2003	0	0	1.53	0.04	0	0	0	-1.7	0.17	0	0	21059.7	-0.01
360	302	24	2003	0	0	0.63	0.07	0	0	0	-0.79	0.17	0	0	21060.3	-0.01
360	303	24	2003	0	0	2.03	0.02	0	0	0	-2.2	0.17	0	0	21062.4	0
360	304	24	2003	2.29	0	1.71	0	0	0	0	0.4	0.17	0	0	21064.1	0
360	305	24	2003	0	0	1.4	0	0	0	0	-1.57	0.17	0	0	21065.5	0
360	306	24	2003	16.76	0	3.2	0	0	0	0	13.4	0.17	0	0	21068.7	0
360	307	24	2003	0	0	1.91	0	0	0	0	-2.08	0.17	0	0	21070.6	0
360	308	24	2003	1.27	0	2.11	0	0	0	0	-1.01	0.17	0	0	21072.7	0
360	309	24	2003	2.79	0	1.78	0	0	0	0	0.85	0.17	0	0	21074.5	0
360	310	24	2003	0	0	1.32	0	0	0	0	-1.48	0.17	0	0	21075.8	0
360	311	24	2003	0	0	1.5	0	0	0	0	-1.67	0.17	0	0	21077.3	0
360	312	24	2003	1.27	0	2.25	0	0	0	0	-1.15	0.17	0	0	21079.5	0
360	313	24	2003	0.76	0	2.35	0	0	0	0	-1.75	0.17	0	0	21081.9	0
360	314	24	2003	1.02	0	2.03	0	0	0	0	-1.18	0.17	0	0	21083.9	0
360	315	24	2003	0.51	0	1.8	0	0	0	0	-1.46	0.17	0	0	21085.7	0
360	316	24	2003	0.25	0	1.45	0	0	0	0	-1.36	0.17	0	0	21087.2	0
360	317	24	2003	0	0	0.57	0	0	0	0	-0.73	0.17	0	0	21087.7	0
360	318	24	2003	0.25	0	0.58	0	0	0	0	-0.49	0.17	0	0	21088.3	0
360	319	24	2003	0.51	0	0.84	0	0	0	0	-0.5	0.17	0	0	21089.1	0
360	320	24	2003	0	0	0.27	0	0	0	0	-0.43	0.17	0	0	21089.4	0
360	321	24	2003	0	0	0.56	0	0	0	0	-0.72	0.17	0	0	21090	0
360	322	24	2003	0	0	0.35	0	0	0	0	-0.52	0.17	0	0	21090.3	0
360	323	24	2003	3.56	0	0.9	0	0	0	0	2.49	0.17	0	0	21091.2	0
360	324	24	2003	10.16	0	1.38	0	0	0	0	8.62	0.16	0	0	21092.6	0
360	325	24	2003	0	0	2.1	0	0	0	0	-2.27	0.16	0	0	21094.7	0
360	326	24	2003	0	0	1.05	0	0	0	0	-1.21	0.16	0	0	21095.7	0
360	327	24	2003	0	0	1.9	0	0	0	0	-2.07	0.16	0	0	21097.6	0
360	328	24	2003	0	0	1.44	0	0	0	0	-1.6	0.16	0	0	21099.1	0
360	329	24	2003	10.16	0	1.63	0	0	0	0	8.37	0.16	0	0	21100.7	0
360	330	24	2003	0.25	0	1.26	0	0	0	0	-1.17	0.16	0	0	21102	0
360	331	24	2003	2.03	0	0.87	0	0	0	0	1	0.16	0	0	21102.8	0
360	332	24	2003	5.84	0	0.39	0	0	0	0	5.29	0.16	0	0	21103.2	0
360	333	24	2003	8.89	0	0.84	0	0	0	0	7.88	0.16	0	0	21104.1	0
360	334	24	2003	7.87	0	0.15	0	0	0	0	7.56	0.16	0	0	21104.2	0
360	335	24	2003	0	0	1.6	0	0	0	0	-1.77	0.16	0	0	21105.8	0
360	336	24	2003	0	0	1.34	0	0	0	0	-1.5	0.16	0	0	21107.2	0
360	337	24	2003	0	0	1.55	0	0	0	0	-1.71	0.16	0	0	21108.7	0
360	338	24	2003	0.51	0	0.32	0	0	0	0	0.03	0.16	0	0	21109	0
360	339	24	2003	0	0	0.84	0	0	0	0	-1	0.16	0	0	21109.9	0
360	340	24	2003	0.76	0	2.84	0	0	0	0	-2.24	0.16	0	0	21112.7	0
360	341	24	2003	0	0	1.46	0	0	0	0	-1.62	0.16	0	0	21114.2	0
360	342	24	2003	2.29	0	0.41	0	0	2.48	0	-0.76	0.16	0	0	21114.6	0
360	343	24	2003	2.54	0	-0.01	0	0	-0.88	0	3.27	0.16	0	0	21114.6	0
360	344	24	2003	0	0	0.07	0	0	-0.9	0	0.67	0.16	0	0	21114.6	0
360	345	24	2003	0	0	0.12	0	0	-0.7	0	0.43	0.16	0	0	21114.8	0
360	346	24	2003	0.51	0	0.66	0	0	0	0	-0.31	0.16	0	0	21115.4	0
360	347	24	2003	1.02	0	0.42	0	0	0	0	0.44	0.16	0	0	21115.8	0
360	348	24	2003	16.26	0	0.69	0	0	0	0	15.41	0.16	0	0	21116.5	0
360	349	24	2003	0.25	0	1.22	0	0	0	0	-1.12	0.16	0	0	21117.7	0
360	350	24	2003	0	0	0.51	0	0	0	0	-0.66	0.16	0	0	21118.2	0
360	351	24	2003	9.91	0	0.16	0	0	0	0	9.59	0.16	0	0	21118.4	0
360	352	24	2003	8.89	0	0.35	0	0	0	0	8.38	0.16	0	0	21118.8	0
360	353	24	2003	2.79	0	0.7	0	0	0	0	1.93	0.16	0	0	21119.5	0
360	354	24	2003	5.33	0	1.85	0	0	0	0	3.33	0.16	0	0	21121.3	0
360	355	24	2003	1.02	0	0.65	0	0	1.06	0	-0.85	0.16	0	0	21122	0
360	356	24	2003	0	0	0.29	0	0	0.54	0	-0.98	0.16	0	0	21122.3	0
360	357	24	2003	3.3	0	0.14	0	0	2.92	0	0.09	0.16	0	0	21122.4	0
360	358	24	2003	0	0	0.27	0	0	-1.77	0	0.88	0.16	0.47	0	21122.7	0
360	359	24	2003	0	0	0.42	0	0	0.01	0	-0.58	0.16	0	0	21123.1	0
360	360	24	2003	0	0	0.35	0	0	0.16	0	-0.67	0.16	0	0	21123.4	0
360	361	24	2003	0	0	0.45	0	0	-0.04	0	-0.57	0.16	0	0	21123.9	0
360	362	24	2003	0.25	0	0.41	0	0	0.15	0	-0.47	0.16	0	0	21124.3	0
360	363	24	2003	0	0	0.66	0	0	-0.29	0	-0.53	0.15	0	0	21125	0
360	364	24	2003	0	0	1.42	0	0	-1.01	0	-0.56	0.15	0	0	21126.4	0
360	365	24	2003	0	0	1.26	0	0	-0.78	0	-0.64	0.15	0	0	21127.6	0
360	1	24	2004	0	0	0.31	0	0	-0.14	0	-0.32	0.15	0	0	21127.9	0
360	2	24	2004	1.27	0	-0.05	0	0	-0.82	0	0.44	0.15	1.55	0	21127.9	0
360	3	24	2004	10.92	0	-0.5	0	0	0	0	1.44	0.15	9.83	0	21127.4	0
360	4	24	2004	0	0	0.91	0	0	0	0	-1.06	0.15	0	0	21128.3	0
360	5	24	2004	4.57	0	0.71	0	0	4.53	0	-0.82	0.15	0	0	21129	0
360	6	24	2004	0	0	0.19	0	0	0.21	0	-0.55	0.15	0	0	21129.2	0
360	7	24	2004	1.52	0	0.42	0	0	1.4	0	-0.45	0.15	0	0	21129.6	0
360	8	24	2004	0	0	-0.06	0	0	0.41	0	-0.5	0.15	0	0	21129.6	0
360	9	24	2004	0	0	0.02	0	0	0.38	0	-0.55	0.15	0	0	21129.6	0
360	10	24	2004	0	0	0.01	0	0	0.37	0	-0.53	0.15	0	0	21129.6	0
360	11	24	2004	1.52	0	-0.03	0	0	1.76	0	-0.36	0.15	0	0	21129.6	0
360	12	24	2004	3.05	0	0.03	0	0	3.08	0	-0.21	0.15	0	0	21129.6	0
360	13	24	2004	1.02	0	0.13	0	0	1	0	-0.26	0.15	0	0	21129.7	0
360	14	24	2004	0.51	0	-0.01	0	0	0.72	0	-0.35	0.15	0	0	21129.7	0
360	15	24	2004	0.25	0	0	0	0	0.45	0	-0.34	0.15	0	0	21129.7	0
360	16	24	2004	0.25	0	0.01	0	0	0.39	0	-0.3	0.15	0	0	21129.7	0
360	17	24	2004	0.76	0	-0.09	0	0	0.98	0	-0.28	0.15	0	0	21129.6	0

Attachment D-1
Honeywell
Wastebeds 9-15 SWSR Pre-Design Investigation
SHAW Output Data

RUN	DAY	HR	YR	PRECIP	precip INTRCP	ET	TRANSP	CANOPY chg in storage	SNOW chg in storage	RESIDUE chg in storage	SOIL chg in storage	PERC	RUNOFF	PONDED	Etcum	ERROR
360	18	24	2004	0.76	0	0.08	0	0	0.73	0	-0.2	0.15	0	0	21129.7	0
360	19	24	2004	0	0	0.17	0	0	-0.06	0	-0.26	0.15	0	0	21129.9	0
360	20	24	2004	0	0	-0.01	0	0	0.16	0	-0.29	0.15	0	0	21129.9	0
360	21	24	2004	0.25	0	0.04	0	0	0.37	0	-0.3	0.15	0	0	21129.9	0
360	22	24	2004	0.76	0	0.21	0	0	0.65	0	-0.24	0.15	0	0	21130.1	0
360	23	24	2004	0.25	0	0.05	0	0	0.34	0	-0.29	0.15	0	0	21130.2	0
360	24	24	2004	0.51	0	0.01	0	0	0.66	0	-0.31	0.15	0	0	21130.2	0
360	25	24	2004	0	0	0.03	0	0	0.11	0	-0.29	0.15	0	0	21130.2	0
360	26	24	2004	0	0	0.17	0	0	-0.04	0	-0.27	0.15	0	0	21130.4	0
360	27	24	2004	1.78	0	0.06	0	0	1.78	0	-0.21	0.15	0	0	21130.4	0
360	28	24	2004	1.02	0	0.02	0	0	1.03	0	-0.18	0.15	0	0	21130.5	0
360	29	24	2004	0	0	0.48	0	0	-0.42	0	-0.2	0.15	0	0	21130.9	0
360	30	24	2004	0	0	0.39	0	0	-0.31	0	-0.22	0.15	0	0	21131.3	0
360	31	24	2004	3.3	0	0.03	0	0	3.33	0	-0.2	0.15	0	0	21131.4	0
360	32	24	2004	0.25	0	0.03	0	0	0.26	0	-0.18	0.15	0	0	21131.4	0
360	33	24	2004	0	0	-0.04	0	0	0.09	0	-0.19	0.14	0	0	21131.3	0
360	34	24	2004	10.67	0	0.12	0	0	10.56	0	-0.16	0.14	0	0	21131.5	0
360	35	24	2004	0.51	0	0.5	0	0	0.02	0	-0.15	0.14	0	0	21132	0
360	36	24	2004	0	0	0.13	0	0	-0.1	0	-0.18	0.14	0	0	21132.1	0
360	37	24	2004	4.83	0	-0.03	0	0	4.87	0	-0.15	0.14	0	0	21132.1	0
360	38	24	2004	1.27	0	0.21	0	0	1.08	0	-0.16	0.14	0	0	21132.3	0
360	39	24	2004	0	0	0.07	0	0	0	0	-0.21	0.14	0	0	21132.3	0
360	40	24	2004	0	0	0.34	0	0	-0.3	0	-0.18	0.14	0	0	21132.7	0
360	41	24	2004	0.25	0	0.09	0	0	0.16	0	-0.14	0.14	0	0	21132.8	0
360	42	24	2004	0.51	0	0.1	0	0	0.46	0	-0.18	0.14	0	0	21132.9	0
360	43	24	2004	0.25	0	0.06	0	0	0.24	0	-0.19	0.14	0	0	21132.9	0
360	44	24	2004	0.25	0	0.44	0	0	-0.17	0	-0.16	0.14	0	0	21133.4	0
360	45	24	2004	0	0	0.23	0	0	-0.2	0	-0.17	0.14	0	0	21133.6	0
360	46	24	2004	0	0	0.22	0	0	-0.13	0	-0.24	0.14	0	0	21133.8	0
360	47	24	2004	0	0	0.08	0	0	0.01	0	-0.24	0.14	0	0	21133.9	0
360	48	24	2004	0	0	0.09	0	0	-0.01	0	-0.22	0.14	0	0	21134	0
360	49	24	2004	0	0	0.02	0	0	0.06	0	-0.22	0.14	0	0	21134	0
360	50	24	2004	0	0	0.06	0	0	-0.04	0	-0.16	0.14	0	0	21134.1	0
360	51	24	2004	0.51	0	0.2	0	0	0.29	0	-0.12	0.14	0	0	21134.3	0
360	52	24	2004	6.86	0	0.01	0	0	-0.66	0	1.38	0.14	5.98	0	21134.3	0
360	53	24	2004	0.25	0	0.49	0	0	-0.22	0	-0.15	0.14	0	0	21134.8	0
360	54	24	2004	0	0	0.08	0	0	-0.04	0	-0.18	0.14	0	0	21134.8	0
360	55	24	2004	0	0	0.17	0	0	-0.11	0	-0.2	0.14	0	0	21135	0
360	56	24	2004	0	0	0.23	0	0	-0.17	0	-0.2	0.14	0	0	21135.2	0
360	57	24	2004	0	0	0.12	0	0	-0.08	0	-0.18	0.14	0	0	21135.4	0
360	58	24	2004	0	0	0.12	0	0	-0.08	0	-0.18	0.14	0	0	21135.5	0
360	59	24	2004	0	0	0.14	0	0	-0.88	0	-0.07	0.14	0.67	0	21135.6	0
360	60	24	2004	0	0	0.04	0	0	-3.1	0	-0.06	0.14	2.98	0	21135.7	0
360	61	24	2004	0	0	0.06	0	0	-7.35	0	0.08	0.14	7.08	0	21135.7	0
360	62	24	2004	1.02	0	-0.15	0	0	-23.08	0	4.01	0.14	20.11	0	21135.6	0
360	63	24	2004	0	0	0.04	0	0	-5.39	0	3.24	0.14	1.98	0	21135.6	0
360	64	24	2004	1.02	0	0.64	0	0	0	0	0.24	0.14	0	0	21136.2	0
360	65	24	2004	2.79	0	0.36	0	0	0	0	2.3	0.14	0	0	21136.6	0
360	66	24	2004	0	0	1.45	0	0	0	0	-1.59	0.14	0	0	21138	0
360	67	24	2004	0.76	0	2.27	0	0	0	0	-1.65	0.14	0	0	21140.3	0
360	68	24	2004	0.51	0	0.85	0	0	0	0	-0.48	0.14	0	0	21141.2	0
360	69	24	2004	0	0	1.12	0	0	0	0	-1.26	0.14	0	0	21142.3	0
360	70	24	2004	0	0	1.65	0	0	0	0	-1.78	0.14	0	0	21143.9	0
360	71	24	2004	0	0	2.54	0	0	0	0	-2.67	0.14	0	0	21146.5	0
360	72	24	2004	2.29	0	2.01	0	0	1.03	0	-0.89	0.14	0	0	21148.5	0
360	73	24	2004	0	0	1.07	0	0	-0.08	0	-1.13	0.13	0	0	21149.6	0
360	74	24	2004	0.25	0	0.67	0	0	-0.21	0	-0.55	0.13	0.21	0	21150.2	0
360	75	24	2004	1.27	0	1.88	0	0	-0.74	0	-1.43	0.13	1.43	0	21152.1	0
360	76	24	2004	6.35	0	1.02	0	0	6.22	0	-1.02	0.13	0	0	21153.1	0
360	77	24	2004	1.52	0	0.03	0	0	1.56	0	-0.2	0.13	0	0	21153.2	0
360	78	24	2004	1.02	0	0.08	0	0	0.98	0	-0.17	0.13	0	0	21153.2	0
360	79	24	2004	0	0	0.1	0	0	-0.66	0	0.42	0.13	0	0	21153.3	0
360	80	24	2004	5.84	0	0.19	0	0	4.24	0	1.27	0.13	0	0	21153.5	0
360	81	24	2004	0.51	0	0.37	0	0	-1.59	0	-0.11	0.13	1.7	0	21153.9	0
360	82	24	2004	0	0	0.57	0	0	-0.28	0	-0.42	0.13	0	0	21154.5	0
360	83	24	2004	0.25	0	0.57	0	0	-0.23	0	-0.22	0.13	0	0	21155	0
360	84	24	2004	0.76	0	-0.02	0	0	-9.68	0	0.03	0.13	10.3	0	21155	0
360	85	24	2004	0.51	0	0.14	0	0	-0.57	0	0.27	0.13	0.54	0	21155.2	0
360	86	24	2004	15.75	0	0.9	0	0	0	0	14.72	0.13	0	0	21156.1	0
360	87	24	2004	6.86	0	1.18	0	0	0	0	5.55	0.13	0	0	21157.2	0
360	88	24	2004	0	0	4.2	0	0	0	0	-4.33	0.13	0	0	21161.4	0
360	89	24	2004	0	0	7.25	0	0	0	0	-7.38	0.13	0	0	21168.7	0
360	90	24	2004	0	0	5.97	0	0	0	0	-6.1	0.13	0	0	21174.7	0
360	91	24	2004	0.76	0	2.41	0	0	0	0	-1.78	0.13	0	0	21177.1	0
360	92	24	2004	8.64	0.01	0.95	0	0	0	0	7.54	0.13	0	0	21178	0
360	93	24	2004	2.29	0.02	1.45	0	0	0	0	0.69	0.13	0	0	21179.5	0.01
360	94	24	2004	3.3	0.02	1.57	0	0	0	0	1.6	0.13	0	0	21181	0
360	95	24	2004	2.79	0	1.1	0	0	0	0	1.59	0.13	0	0	21182.1	0
360	96	24	2004	0.51	0	4.85	0	0	0	0	-4.94	0.13	0	0.48	21187	-0.01
360	97	24	2004	0	0	4.67	0.09	0	0	0	-4.32	0.13	0	0	21191.6	0
360	98	24	2004	1.02	0	0.4	0	0	0	0	0.49	0.13	0	0	21192	0
360	99	24	2004	0	0	2.56	0.2	0	0	0	-2.69	0.13	0	0	21194.6	0
360	100	24	2004	0	0	4.93	0.28	0	0	0	-5.06	0.13	0	0	21199.5	0
360	101	24	2004	0	0	4.28	0.24	0	0	0	-4.41	0.13	0	0	21203.8	-0.01
360	102	24	2004	0	0	3.86	0.3	0	0	0	-4	0.13	0	0	21207.7	0
360	103	24	2004	1.27	0	3.01	0.29	0	0	0	-1.87	0.13	0	0	21210.7	0
360	104	24	2004	40.39	0.02	0.95	0.01	0	0	0	39.28	0.13	0	0	21211.6	0
360	105	24	2004	0.76	0	1.64	0.18	0	0	0	-0.98	0.13	0	0	21213.3	-0.01
360	106	24	2004	0	0	4.2	0.51	0	0	0	-4.33	0.13	0	0	21217.5	0
360	107	24	2004	0	0	3.18	0.67	0	0	0	-3.31	0.13	0	0	21220.7	0
360	108	24	2004	0.51	0	2.07	0.73	0	0	0	-1.7	0.13	0	0	21222.7	0.01
360	109	24	2004	3.3	0	1.87	0.19	0	0	0	1.32	0.13	0	0	21224.6	-0.02
360	110	24	2004	6.1	0	4.31	0.98	0	0	0	1.68	0.13	0	0	21228.9	-0.02
360	111	24	2004	0	0	3.78	0.7	0	0	0	-3.89	0.13	0	0	21232.7	-0.02
360	112	24	2004	0.25	0	5.43	1.25	0	0	0	-5.3	0.13	0	0	21238.1	-0.01
360	113	24	2004	9.65	0	3.27	0.54	0	0	0	6.28	0.13	0	0	21241.4	-0.02
360	114	24	2004	0.76	0	2.18	0.52	0	0	0	-1.52	0.13	0	0	21243.6	-0.03
360	115	24	2004	0	0	5.42	1.07	0	0	0	-5.51	0.13	0	0	21249	-0.03
360	116	24	2004	8.64	0	2.56	0.28	0	0	0	5.98	0.13	0	0	21251.6	-0.03
360	117	24	2004	2.29	0	1.48	0.2	0	0	0	0.68	0.13	0	0	21253	0
360	118	24	2004	2.29	0	3.59	0.52	0	0	0	-1.41	0.13	0	0	21256.6	-0.02
360	119	24	2004	0	0	4.86	1.08	0	0	0	-4.97	0.13	0	0	21261.5	-0.02
360	120	24	2004	0	0	6.32	2.62	0	0	0	-6.43	0.13	0	0	21267.8	-0.01

Attachment D-1
Honeywell
Wastebeds 9-15 SWSR Pre-Design Investigation
SHAW Output Data

RUN	DAY	HR	YR	PRECIP	precip INTRCP	ET	TRANSP	CANOPY chg in storage	SNOW chg in storage	RESIDUE chg in storage	SOIL chg in storage	PERC	RUNOFF	PONDED	Etcum	ERROR
360	121	24	2004	0	0	5.74	2.61	0	0	0	-5.85	0.13	0	0	21273.5	-0.01
360	122	24	2004	5.84	0	4.68	1.59	0	0	0	1.05	0.13	0	0	21278.2	-0.01
360	123	24	2004	20.07	0	4.79	1.33	0	0	0	15.18	0.12	0	0	21283	-0.03
360	124	24	2004	2.79	0	4.32	0.56	0	0	0	-1.63	0.12	0	0	21287.3	-0.03
360	125	24	2004	0	0	4.41	1.28	0	0	0	-4.5	0.12	0	0	21291.7	-0.03
360	126	24	2004	4.57	0	2.42	0.47	0	0	0	2.03	0.12	0	0	21294.2	0
360	127	24	2004	2.54	0	4.56	1.45	0	0	0	-2.13	0.12	0	0	21298.7	-0.02
360	128	24	2004	2.54	0	5.03	1.15	0	0	0	-2.59	0.12	0	0	21303.8	-0.03
360	129	24	2004	1.27	0	3.05	0.86	0	0	0	-1.88	0.12	0	0	21306.8	-0.03
360	130	24	2004	4.83	0	1.65	0.15	0	0	0	3.06	0.12	0	0	21308.5	-0.02
360	131	24	2004	2.29	0	4.13	1.75	0	0	0	-1.94	0.12	0	0	21312.6	-0.03
360	132	24	2004	0	0	5.08	2.62	0	0	0	-5.17	0.12	0	0	21317.7	-0.03
360	133	24	2004	7.87	0	3.66	1.23	0	0	0	4.11	0.12	0	0	21321.3	-0.02
360	134	24	2004	0	0	4.98	2.75	0	0	0	-5.06	0.12	0	0	21326.3	-0.04
360	135	24	2004	16	0	5.03	1.88	0	0	0	10.88	0.12	0	0	21331.3	-0.03
360	136	24	2004	7.62	0	3.19	0.65	0	0	0	4.34	0.12	0	0	21334.5	-0.03
360	137	24	2004	0.25	0	3.32	1.5	0	0	0	-3.17	0.12	0	0	21337.8	-0.02
360	138	24	2004	0	0	5.25	2.89	0	0	0	-5.33	0.12	0	0	21343.1	-0.04
360	139	24	2004	7.11	0	4.94	2.04	0	0	0	2.04	0.12	0	0	21348	0.01
360	140	24	2004	0	0	5.4	2.66	0	0	0	-5.5	0.12	0	0	21353.4	-0.02
360	141	24	2004	0.76	0	5.3	2.8	0	0	0	-4.63	0.12	0	0	21358.7	-0.04
360	142	24	2004	0.51	0	3.75	2.04	0	0	0	-3.35	0.12	0	0	21362.5	-0.01
360	143	24	2004	2.54	0	2.44	0.38	0	0	0	0	0.12	0	0	21364.9	-0.02
360	144	24	2004	20.32	0	2.7	0.5	0	0	0	17.51	0.12	0	0	21367.6	-0.01
360	145	24	2004	50.29	0	4.88	2.05	0	0	0	45.31	0.12	0	0	21372.5	-0.02
360	146	24	2004	0.51	0	2.48	1.05	0	0	0	-2.07	0.12	0	0	21375	-0.03
360	147	24	2004	0.51	0	3.02	1.79	0	0	0	-2.63	0.12	0	0	21378	-0.01
360	148	24	2004	6.86	0	5.18	1.86	0	0	0	1.58	0.12	0	0	21383.2	-0.03
360	149	24	2004	20.83	0	4.65	1.2	0	0	0	16.1	0.12	0	0	21387.8	-0.04
360	150	24	2004	0	0	6.32	3.09	0	0	0	-6.41	0.12	0	0	21394.1	-0.03
360	151	24	2004	0	0	5.26	3.19	0	0	0	-5.37	0.12	0	0	21399.4	-0.01
360	152	24	2004	9.4	0	3.65	0.92	0	0	0	5.65	0.12	0	0	21403.1	-0.02
360	153	24	2004	20.07	0	4.95	1.89	0	0	0	15.02	0.12	0	0	21408	-0.02
360	154	24	2004	0.51	0	2.2	1.05	0	0	0	-1.79	0.12	0	0	21410.2	-0.02
360	155	24	2004	0	0	5.25	3.13	0	0	0	-5.33	0.12	0	0	21415.5	-0.04
360	156	24	2004	0	0	4.93	3.19	0	0	0	-5.03	0.12	0	0	21420.4	-0.02
360	157	24	2004	0	0	5.03	3.31	0	0	0	-5.11	0.12	0	0	21425.4	-0.04
360	158	24	2004	0	0	3.62	2.51	0	0	0	-3.74	0.12	0	0	21429	0
360	159	24	2004	0	0	4.9	3.61	0	0	0	-5	0.12	0	0	21433.9	-0.01
360	160	24	2004	0	0	6.37	4.6	0	0	0	-6.47	0.12	0	0	21440.3	-0.02
360	161	24	2004	0	0	6.8	5.28	0	0	0	-6.92	0.12	0	0	21447.1	0
360	162	24	2004	2.54	0	4.04	1.01	0	0	0	-1.56	0.12	0	0	21451.1	-0.05
360	163	24	2004	0	0	5.78	3.64	0	0	0	-5.86	0.12	0	0	21456.9	-0.04
360	164	24	2004	0	0	5.19	3.85	0	0	0	-5.29	0.12	0	0	21462.1	-0.02
360	165	24	2004	6.86	0	5.55	2.22	0	0	0	1.22	0.12	0	0	21467.7	-0.03
360	166	24	2004	2.03	0	6.23	3.73	0	0	0	-4.32	0.12	0	0	21473.9	0
360	167	24	2004	7.11	0	6.81	3.01	0	0	0	0.2	0.12	0	0	21480.7	-0.02
360	168	24	2004	0	0	5.47	4.03	0	0	0	-5.55	0.12	0	0	21486.2	-0.04
360	169	24	2004	3.81	0.68	2.18	0.21	0	0	0	0.84	0.12	0	0	21488.3	0
360	170	24	2004	0	0	3.14	1.94	0	0	0	-2.55	0.12	0	0	21491.5	-0.03
360	171	24	2004	0.25	0	5.53	3.48	0	0	0	-5.34	0.12	0	0	21497	-0.05
360	172	24	2004	0	0	6.41	4.15	0	0	0	-6.49	0.12	0	0	21503.4	-0.04
360	173	24	2004	0	0	6.39	4.66	0	0	0	-6.49	0.12	0	0	21509.8	-0.02
360	174	24	2004	5.59	0	3.37	0.66	0	0	0	2.1	0.12	0	0	21513.2	0
360	175	24	2004	0	0	6.31	4.12	0	0	0	-6.39	0.12	0	0	21519.5	-0.05
360	176	24	2004	1.02	0	4.85	2.34	0	0	0	-3.92	0.12	0	0	21524.4	-0.03
360	177	24	2004	1.02	0	1.95	0.42	0	0	0	-1.02	0.12	0	0	21526.3	-0.03
360	178	24	2004	10.16	0	4.88	1.4	0	0	0	5.18	0.12	0	0	21531.2	-0.02
360	179	24	2004	0	0	4.33	2.46	0	0	0	-4.4	0.12	0	0	21535.5	-0.05
360	180	24	2004	0	0	1.09	0.61	0	0	0	-1.2	0.12	0	0	21536.6	-0.01
360	181	24	2004	1.02	0	2.36	0.61	0	0	0	-1.43	0.12	0	0	21539	-0.03
360	182	24	2004	0	0	2.2	0.75	0	0	0	-2.28	0.12	0	0	21541.2	-0.04
360	183	24	2004	0	0	1.11	0.66	0	0	0	-1.19	0.12	0	0	21542.3	-0.03
360	184	24	2004	0	0	0.9	0.61	0	0	0	-0.97	0.12	0	0	21543.2	-0.05
360	185	24	2004	0	0	0.93	0.65	0	0	0	-1.02	0.12	0	0	21544.1	-0.03
360	186	24	2004	0.76	0	0.81	0.49	0	0	0	-0.14	0.12	0	0	21544.9	-0.03
360	187	24	2004	0	0	0.38	0.5	0	0	0	-0.48	0.12	0	0	21545.3	-0.02
360	188	24	2004	1.02	0	1.57	0.44	0	0	0	-0.62	0.12	0	0	21546.9	-0.05
360	189	24	2004	19.05	0.02	2.93	0.12	0	0	0	15.99	0.12	0	0	21549.8	-0.01
360	190	24	2004	15.75	0.39	2.97	0.23	0	0	0	12.31	0.12	0	0	21552.8	0
360	191	24	2004	0	0	3.87	2.44	0	0	0	-3.57	0.12	0	0	21556.6	-0.03
360	192	24	2004	0	0	5.56	4.56	0	0	0	-5.65	0.12	0	0	21562.2	-0.03
360	193	24	2004	0	0	5.36	4.63	0	0	0	-5.46	0.12	0	0	21567.6	-0.02
360	194	24	2004	2.54	0	2.95	0.49	0	0	0	-0.49	0.12	0	0	21570.5	-0.04
360	195	24	2004	0	0	3.6	2.95	0	0	0	-3.67	0.12	0	0	21574.1	-0.04
360	196	24	2004	27.18	1.16	2.25	0.18	0	0	0	23.69	0.12	0	0	21576.4	-0.03
360	197	24	2004	0	0	3.92	2.18	0	0	0	-2.84	0.12	0	0	21580.3	-0.03
360	198	24	2004	7.37	0	5.3	1.77	0	0	0	1.95	0.12	0	0	21585.6	0
360	199	24	2004	8.64	0	4.93	1.63	0	0	0	3.6	0.12	0	0	21590.5	-0.01
360	200	24	2004	1.78	0	3.07	1.22	0	0	0	-1.36	0.12	0	0	21593.6	-0.05
360	201	24	2004	0	0	4.02	3.55	0	0	0	-4.09	0.11	0	0	21597.6	-0.04
360	202	24	2004	0	0	5.87	4.78	0	0	0	-5.93	0.11	0	0	21603.5	-0.06
360	203	24	2004	0	0	5.96	5.02	0	0	0	-6.02	0.11	0	0	21609.4	-0.05
360	204	24	2004	9.14	0	5.9	2.37	0	0	0	3.15	0.11	0	0	21615.3	-0.03
360	205	24	2004	0.76	0	3.41	1.94	0	0	0	-2.68	0.11	0	0	21618.7	-0.09
360	206	24	2004	0	0	6.01	4.49	0	0	0	-6.05	0.11	0	0	21624.7	-0.08
360	207	24	2004	0	0	3.6	3.05	0	0	0	-3.68	0.11	0	0	21628.3	-0.03
360	208	24	2004	6.1	1.84	1.24	0.13	0	0	0	2.9	0.11	0	0	21629.6	-0.01
360	209	24	2004	68.33	1.73	1.49	0	0	0	0	66.84	0.11	0	0	21631.1	-0.01
360	210	24	2004	2.79	0	3.47	0.19	0	0	0	0.97	0.11	0	0	21634.5	-0.03
360	211	24	2004	0	0	4.09	3.66	0	0	0	-4.17	0.12	0	0	21638.6	-0.03
360	212	24	2004	0	0	3.91	3.42	0	0	0	-3.97	0.12	0	0	21642.5	-0.05
360	213	24	2004	5.33	0	4.3	1.25	0	0	0	0.94	0.12	0	0	21646.8	-0.02
360	214	24	2004	0	0	5.2	4.1	0	0	0	-5.21	0.12	0	0	21652	-0.1
360	215	24	2004	0	0	5.36	4.52	0	0	0	-5.42	0.12	0	0	21657.4	-0.06
360	216	24	2004	0	0	5.11	4.22	0	0	0	-5.18	0.12	0	0	21662.5	-0.04
360	217	24	2004	0	0	2.31	1.7	0	0	0	-2.36	0.12	0	0	21664.8	-0.07
360	218	24	2004	0	0	5.83	3.86	0	0	0	-5.85	0.12	0	0	21670.6	-0.09
360	219	24	2004	0	0	3.55	2.44	0	0	0	-3.61	0.12	0	0	21674.2	-0.06
360	220	24	2004	0	0	4.03	2.95	0	0	0	-4.1	0.12	0	0	21678.2	-0.04
360	221	24	2004	0.25	0	5.16	4.03	0	0	0	-5.01	0.12	0	0	21683.4	-0.01
360	222	24	2004	0	0	5.54	4.44	0	0	0	-5.63	0.12	0	0	21688.9	-0.03
360	223	24	2004	3.81	0	4.6	1.56	0	0	0	-0.9	0.12	0	0	21693.5	-0.01

Attachment D-1
Honeywell
Wastebeds 9-15 SWSR Pre-Design Investigation
SHAW Output Data

RUN	DAY	HR	YR	PRECIP	precip INTRCP	ET	TRANSP	CANOPY chg in storage	SNOW chg in storage	RESIDUE chg in storage	SOIL chg in storage	PERC	RUNOFF	PONDED	Etcum	ERROR
360	224	24	2004	0.51	0	5.87	4.22	0	0	0	-5.43	0.12	0	0	21699.4	-0.05
360	225	24	2004	4.83	1.57	1.27	0.12	0	0	0	1.87	0.12	0	0	21700.7	0
360	226	24	2004	15.75	0.68	2.33	0	0	0	0	14.19	0.12	0	0	21703	0
360	227	24	2004	0	0	4.17	2.64	0	0	0	-3.57	0.12	0	0	21707.2	-0.03
360	228	24	2004	0	0	3.53	2.96	0	0	0	-3.62	0.12	0	0	21710.7	-0.03
360	229	24	2004	0	0	2.32	1.8	0	0	0	-2.38	0.12	0	0	21713	-0.05
360	230	24	2004	0	0	4.7	3.7	0	0	0	-4.76	0.12	0	0	21717.7	-0.05
360	231	24	2004	0	0	5.61	4.27	0	0	0	-5.69	0.12	0	0	21723.3	-0.03
360	232	24	2004	8.38	0	3.18	0.42	0	0	0	5.09	0.12	0	0	21726.5	-0.01
360	233	24	2004	2.29	0	2.76	0.89	0	0	0	-0.59	0.12	0	0	21729.2	0
360	234	24	2004	25.4	0	3.62	0.3	0	0	0	21.7	0.12	0	0	21732.9	-0.04
360	235	24	2004	0	0	4.49	3.35	0	0	0	-4.57	0.12	0	0	21737.4	-0.04
360	236	24	2004	0	0	3.37	2.65	0	0	0	-3.46	0.12	0	0	21740.7	-0.03
360	237	24	2004	0	0	4.54	3.36	0	0	0	-4.61	0.12	0	0	21745.3	-0.06
360	238	24	2004	0	0	4.5	3.44	0	0	0	-4.57	0.12	0	0	21749.8	-0.06
360	239	24	2004	0	0	5.01	3.91	0	0	0	-5.1	0.12	0	0	21754.8	-0.03
360	240	24	2004	12.95	0	4.65	1.99	0	0	0	8.17	0.12	0	0	21759.4	0.01
360	241	24	2004	8.64	0	3.99	1.23	0	0	0	4.55	0.12	0	0	21763.4	-0.03
360	242	24	2004	19.05	0	4.24	1.42	0	0	0	14.73	0.12	0	0	21767.7	-0.04
360	243	24	2004	26.16	1.5	1.08	0.07	0	0	0	23.48	0.12	0	0	21768.7	-0.02
360	244	24	2004	1.27	0	5.71	1.71	0	0	0	-3.04	0.12	0	0	21774.5	-0.02
360	245	24	2004	0	0	4.1	2.73	0	0	0	-4.18	0.12	0	0	21778.5	-0.04
360	246	24	2004	0	0	3.9	2.83	0	0	0	-3.98	0.12	0	0	21782.5	-0.05
360	247	24	2004	0	0	4.49	3.34	0	0	0	-4.57	0.12	0	0	21786.9	-0.05
360	248	24	2004	0	0	3.89	2.96	0	0	0	-3.98	0.12	0	0	21790.8	-0.03
360	249	24	2004	0	0	4.08	2.84	0	0	0	-4.14	0.12	0	0	21794.9	-0.06
360	250	24	2004	0	0	4.87	3.34	0	0	0	-4.96	0.12	0	0	21799.8	-0.04
360	251	24	2004	0	0	3.29	2.51	0	0	0	-3.43	0.12	0	0	21803.1	0.01
360	252	24	2004	13.21	0.6	1.9	0.1	0	0	0	10.59	0.12	0	0	21805	-0.01
360	253	24	2004	41.66	0	3.87	1.38	0	0	0	38.3	0.12	0	0	21808.8	-0.03
360	254	24	2004	0.25	0	4.12	2.39	0	0	0	-3.94	0.12	0	0	21813	-0.04
360	255	24	2004	0	0	3.57	2.55	0	0	0	-3.66	0.12	0	0	21816.5	-0.03
360	256	24	2004	0	0	3.78	2.65	0	0	0	-3.87	0.12	0	0	21820.3	-0.03
360	257	24	2004	0	0	3.36	2.2	0	0	0	-3.45	0.12	0	0	21823.7	-0.04
360	258	24	2004	0	0	3.82	2.45	0	0	0	-3.88	0.12	0	0	21827.5	-0.07
360	259	24	2004	0	0	3.77	2.55	0	0	0	-3.87	0.12	0	0	21831.3	-0.03
360	260	24	2004	0	0	3.85	2.55	0	0	0	-3.94	0.12	0	0	21835.1	-0.04
360	261	24	2004	14.48	0.56	1.66	0.07	0	0	0	12.17	0.13	0	0	21836.8	-0.03
360	262	24	2004	11.68	0	4.39	0.8	0	0	0	7.75	0.13	0	0	21841.2	-0.02
360	263	24	2004	0	0	3.58	1.77	0	0	0	-3.67	0.13	0	0	21844.8	-0.04
360	264	24	2004	0	0	2.32	1.66	0	0	0	-2.43	0.13	0	0	21847.1	-0.02
360	265	24	2004	0	0	2.13	1.53	0	0	0	-2.23	0.13	0	0	21849.2	-0.02
360	266	24	2004	0	0	3.72	2.45	0	0	0	-3.79	0.13	0	0	21852.9	-0.06
360	267	24	2004	0	0	2.64	1.89	0	0	0	-2.74	0.13	0	0	21855.6	-0.02
360	268	24	2004	0.25	0	2.91	1.87	0	0	0	-2.73	0.13	0	0	21858.5	-0.05
360	269	24	2004	0	0	2.14	1.35	0	0	0	-2.22	0.13	0	0	21860.6	-0.05
360	270	24	2004	0	0	3.4	1.81	0	0	0	-3.48	0.13	0	0	21864	-0.05
360	271	24	2004	0	0	3.09	1.78	0	0	0	-3.18	0.13	0	0	21867.1	-0.05
360	272	24	2004	0	0	1.29	0.77	0	0	0	-1.39	0.13	0	0	21868.4	-0.03
360	273	24	2004	0	0	3.08	1.47	0	0	0	-3.15	0.13	0	0	21871.5	-0.06
360	274	24	2004	0.76	0	1.11	0.25	0	0	0	-0.46	0.13	0	0	21872.6	-0.01
360	275	24	2004	0	0	2.81	1.59	0	0	0	-2.89	0.13	0	0	21875.4	-0.05
360	276	24	2004	5.33	0	2.08	0.34	0	0	0	3.15	0.13	0	0	21877.5	-0.03
360	277	24	2004	0	0	2.86	1.32	0	0	0	-2.93	0.13	0	0	21880.3	-0.05
360	278	24	2004	0	0	2.84	1.29	0	0	0	-2.92	0.13	0	0	21883.2	-0.06
360	279	24	2004	0	0	2.23	0.87	0	0	0	-2.35	0.13	0	0	21885.4	-0.01
360	280	24	2004	0	0	2.64	1.28	0	0	0	-2.73	0.13	0	0	21888	-0.04
360	281	24	2004	0	0	2.27	1.29	0	0	0	-2.37	0.13	0	0	21890.3	-0.03
360	282	24	2004	0	0	2.78	1.42	0	0	0	-2.85	0.13	0	0	21893.1	-0.06
360	283	24	2004	0	0	2.9	1.12	0	0	0	-2.96	0.13	0	0	21896	-0.07
360	284	24	2004	1.27	0	1.76	0.19	0	0	0	-0.57	0.13	0	0	21897.7	-0.05
360	285	24	2004	0	0	1.78	0.44	0	0	0	-1.86	0.13	0	0	21899.5	-0.06
360	286	24	2004	0	0	1.86	0.64	0	0	0	-1.97	0.13	0	0	21901.4	-0.02
360	287	24	2004	0	0	1.78	0.76	0	0	0	-1.89	0.13	0	0	21903.2	-0.02
360	288	24	2004	0.25	0	1.84	0.72	0	0	0	-1.69	0.13	0	0	21905	-0.02
360	289	24	2004	17.78	0	1.22	0.07	0	0	0	16.45	0.13	0	0	21906.2	-0.03
360	290	24	2004	1.27	0	2.3	0.27	0	0	0	-1.08	0.13	0	0	21908.5	-0.08
360	291	24	2004	5.33	0	2.38	0.11	0	0	0	2.89	0.13	0	0	21910.9	-0.07
360	292	24	2004	2.54	0	1.43	0.04	0	0	0	1	0.13	0	0	21912.3	-0.02
360	293	24	2004	4.06	0.03	1.02	0.02	0	0	0	2.88	0.13	0	0	21913.3	0
360	294	24	2004	5.59	0	1.29	0.05	0	0	0	4.23	0.13	0	0	21914.6	-0.03
360	295	24	2004	8.64	0.14	0.78	0.01	0	0	0	7.59	0.13	0	0	21915.4	0
360	296	24	2004	0	0	1.92	0.18	0	0	0	-1.9	0.13	0	0	21917.3	-0.02
360	297	24	2004	0	0	2.13	0.22	0	0	0	-2.24	0.13	0	0	21919.5	-0.02
360	298	24	2004	0	0	1.88	0.15	0	0	0	-2.01	0.13	0	0	21921.3	0
360	299	24	2004	0.25	0	0.52	0.05	0	0	0	-0.39	0.13	0	0	21921.9	-0.01
360	300	24	2004	0	0	0.73	0.09	0	0	0	-0.85	0.13	0	0	21922.6	-0.01
360	301	24	2004	0	0	1.26	0.06	0	0	0	-1.38	0.13	0	0	21923.8	-0.01
360	302	24	2004	0	0	2.11	0.05	0	0	0	-2.25	0.13	0	0	21925.9	0.01
360	303	24	2004	0.25	0	1.34	0.03	0	0	0	-1.21	0.13	0	0	21927.3	-0.01
360	304	24	2004	4.83	0	0.66	0.02	0	0	0	4.03	0.13	0	0	21927.9	0
360	305	24	2004	0.25	0	3.26	0	0	0	0	-3.14	0.13	0	0	21931.2	0
360	306	24	2004	3.3	0	1.83	0	0	0	0	1.33	0.13	0	0	21933	0
360	307	24	2004	8.38	0	0.72	0	0	0	0	7.53	0.13	0	0	21933.7	0
360	308	24	2004	1.27	0	1.66	0	0	0	0	-0.53	0.14	0	0	21935.4	0
360	309	24	2004	9.91	0	1.51	0	0	0	0	8.26	0.14	0	0	21936.9	0
360	310	24	2004	9.14	0	3.07	0	0	0	0	5.93	0.14	0	0	21940	0
360	311	24	2004	0	0	3.19	0	0	0	0	-3.32	0.14	0	0	21943.2	0
360	312	24	2004	0	0	2.58	0	0	0	0	-2.72	0.14	0	0	21945.8	0
360	313	24	2004	1.78	0	2.02	0	0	0	0	-0.37	0.14	0	0	21947.8	0
360	314	24	2004	0.25	0	1.41	0	0	0	0	-1.55	0.14	0	0.25	21949.2	0
360	315	24	2004	0	0	1.25	0	0	0	0	-1.13	0.14	0	0	21950.4	0
360	316	24	2004	0	0	1.13	0	0	0	0	-1.26	0.14	0	0	21951.6	0
360	317	24	2004	0	0	1.38	0	0	0	0	-1.52	0.14	0	0	21953	0
360	318	24	2004	0	0	1.9	0	0	0	0	-2.04	0.14	0	0	21954.9	0
360	319	24	2004	0	0	0.89	0	0	0	0	-1.02	0.14	0	0	21955.7	0
360	320	24	2004	0	0	1.39	0	0	0	0	-1.53	0.14	0	0	21957.1	0
360	321	24	2004	0	0	0.79	0	0	0	0	-0.93	0.14	0	0	21957.9	0
360	322	24	2004	0	0	0.31	0	0	0	0	-0.45	0.14	0	0	21958.2	0
360	323	24	2004	1.78	0	0	0	0	0	0	1.64	0.14	0	0	21958.2	0
360	324	24	2004	0	0	0.7	0	0	0	0	-0.83	0.14	0	0	21958.9	0
360	325	24	2004	2.79	0	0.83	0	0	0	0	1.82	0.14	0	0	21959.8	0
360	326	24	2004	1.27	0	0.42	0	0	0	0	0.71	0.14	0	0	21960.2	0

Attachment D-1
Honeywell
Wastebeds 9-15 SWSR Pre-Design Investigation
SHAW Output Data

RUN	DAY	HR	YR	PRECIP	precip INTRCP	ET	TRANSP	CANOPY chg in storage	SNOW chg in storage	RESIDUE chg in storage	SOIL chg in storage	PERC	RUNOFF	PONDED	Etcum	ERROR
360	327	24	2004	0	0	1.14	0	0	0	0	-1.28	0.14	0	0	21961.3	0
360	328	24	2004	0	0	1.44	0	0	0	0	-1.58	0.14	0	0	21962.8	0
360	329	24	2004	10.92	0	0.23	0	0	0	0	10.56	0.14	0	0	21963	0
360	330	24	2004	3.3	0	2.5	0	0	0	0	0.66	0.14	0	0	21965.5	0
360	331	24	2004	1.02	0	0.9	0	0	0	0	-0.03	0.14	0	0	21966.4	0
360	332	24	2004	0	0	1.43	0	0	0	0	-1.57	0.14	0	0	21967.8	0
360	333	24	2004	16	0	1.74	0	0	0	0	14.12	0.14	0	0	21969.6	0
360	334	24	2004	0	0	1.38	0	0	0	0	-1.52	0.14	0	0	21970.9	0
360	335	24	2004	0	0	0.93	0	0	0	0	-1.06	0.14	0	0	21971.9	0
360	336	24	2004	26.67	0	1.81	0	0	0	0	24.72	0.14	0	0	21973.7	0
360	337	24	2004	0.51	0	1.22	0	0	0	0	-0.86	0.14	0	0	21974.9	0
360	338	24	2004	2.03	0	0.88	0	0	1.71	0	-0.7	0.14	0	0	21975.8	0
360	339	24	2004	0	0	0.31	0	0	0.31	0	-0.75	0.14	0	0	21976.1	0
360	340	24	2004	0.51	0	1.01	0	0	-2.02	0	-0.97	0.14	2.24	0.11	21977.1	0
360	341	24	2004	1.78	0	0.79	0	0	1.82	0	-0.87	0.14	0	0	21977.9	0
360	342	24	2004	12.45	0	0.06	0	0	-1.82	0	0.23	0.14	13.84	0	21978	0
360	343	24	2004	0.25	0	1.13	0	0	0	0	-1.02	0.14	0	0	21979.1	0
360	344	24	2004	0.25	0	0.84	0	0	0	0	-0.73	0.14	0	0	21979.9	0
360	345	24	2004	24.64	0	0.37	0	0	0	0	24.13	0.14	0	0	21980.3	0
360	346	24	2004	7.11	0	0.32	0	0	0	0	6.66	0.14	0	0	21980.6	0
360	347	24	2004	1.78	0	1.11	0	0	0	0	0.52	0.14	0	0	21981.7	0
360	348	24	2004	0	0	1.31	0	0	0	0	-1.44	0.14	0	0	21983	0
360	349	24	2004	1.78	0	0.96	0	0	2	0	-1.32	0.14	0	0	21984	0
360	350	24	2004	0	0	0	0	0	0.44	0	-0.58	0.14	0	0	21984	0
360	351	24	2004	0	0	0.3	0	0	0.05	0	-0.49	0.14	0	0	21984.3	0
360	352	24	2004	0.25	0	0.46	0	0	0.1	0	-0.45	0.14	0	0	21984.8	0
360	353	24	2004	0	0	0.25	0	0	0.14	0	-0.53	0.14	0	0	21985	0
360	354	24	2004	0.51	0	0.45	0	0	0.4	0	-0.49	0.14	0	0	21985.5	0
360	355	24	2004	0.25	0	0.14	0	0	0.48	0	-0.5	0.14	0	0	21985.6	0
360	356	24	2004	0	0	0.3	0	0	-0.04	0	-0.4	0.14	0	0	21985.9	0
360	357	24	2004	1.27	0	0.02	0	0	1.36	0	-0.25	0.14	0	0	21985.9	0
360	358	24	2004	3.81	0	-0.35	0	0	-4.94	0	0.02	0.14	8.93	0	21985.6	0
360	359	24	2004	0	0	2.9	0	0	0	0	-3.04	0.14	0	0	21988.5	0
360	360	24	2004	0	0	1.5	0	0	0	0	-1.64	0.14	0	0	21990	0
360	361	24	2004	0	0	1.07	0	0	0	0	-1.21	0.14	0	0	21991	0
360	362	24	2004	0	0	1.26	0	0	0	0	-1.4	0.14	0	0	21992.3	0
360	363	24	2004	0.25	0	0.77	0	0	0	0	-0.66	0.14	0	0	21993.1	0
360	364	24	2004	0.25	0	0.11	0	0	0	0	0.01	0.14	0	0	21993.2	0
360	365	24	2004	0	0	0.08	0	0	0	0	-0.22	0.14	0	0	21993.2	0
360	366	24	2004	7.37	0	0.31	0	0	0	0	6.92	0.14	0	0	21993.6	0
360	1	24	2005	0	0	1.37	0	0	0	0	-1.51	0.14	0	0	21994.9	0
360	2	24	2005	3.56	0	0.89	0	0	0	0	2.52	0.14	0	0	21995.8	0
360	3	24	2005	2.54	0	0.01	0	0	0	0	2.39	0.14	0	0	21995.8	0
360	4	24	2005	5.33	0	0.26	0	0	0	0	4.93	0.14	0	0	21996.1	0
360	5	24	2005	0	0	1.72	0	0	0	0	-1.86	0.14	0	0	21997.8	0
360	6	24	2005	12.19	0	0.54	0	0	11.84	0	-0.4	0.14	0.07	0	21998.4	0
360	7	24	2005	0	0	0.23	0	0	-0.12	0	-0.26	0.14	0	0	21998.6	0
360	8	24	2005	6.1	0	0.08	0	0	6.09	0	-0.21	0.14	0	0	21998.7	0
360	9	24	2005	0	0	0.06	0	0	-0.01	0	-0.19	0.14	0	0	21998.7	0
360	10	24	2005	0.51	0	0.4	0	0	-1.47	0	-0.13	0.14	1.57	0	21999.1	0
360	11	24	2005	0.25	0	0.32	0	0	0.02	0	-0.23	0.14	0	0	21999.4	0
360	12	24	2005	7.87	0	0.02	0	0	-2.88	0	-0.12	0.14	10.71	0	21999.5	0
360	13	24	2005	0	0	-1.11	0	0	-13.47	0	0.22	0.14	14.21	0	21998.3	0
360	14	24	2005	19.3	0	2.45	0	0	0	0	-2.59	0.14	19.3	0	22000.8	0
360	15	24	2005	0	0	3.01	0	0	0	0	-3.15	0.14	0	0	22003.8	0
360	16	24	2005	0.51	0	0.31	0	0	0.92	0	-0.86	0.14	0	0	22004.1	0
360	17	24	2005	0.25	0	0.13	0	0	0.75	0	-0.77	0.14	0	0	22004.2	0
360	18	24	2005	1.27	0	0.02	0	0	1.65	0	-0.54	0.14	0	0	22004.3	0
360	19	24	2005	0.51	0	0.16	0	0	0.63	0	-0.43	0.14	0	0	22004.4	0
360	20	24	2005	1.27	0	-0.04	0	0	1.53	0	-0.36	0.14	0	0	22004.4	0
360	21	24	2005	0	0	0	0	0	0.29	0	-0.44	0.14	0	0	22004.4	0
360	22	24	2005	2.54	0	0.08	0	0	2.68	0	-0.37	0.14	0	0	22004.5	0
360	23	24	2005	1.27	0	-0.02	0	0	1.43	0	-0.28	0.14	0	0	22004.4	0
360	24	24	2005	0.25	0	0	0	0	0.37	0	-0.25	0.15	0	0	22004.4	0
360	25	24	2005	0.25	0	-0.02	0	0	0.37	0	-0.25	0.15	0	0	22004.4	0
360	26	24	2005	4.06	0	0.01	0	0	4.15	0	-0.24	0.15	0	0	22004.4	0
360	27	24	2005	0	0	0.01	0	0	0.08	0	-0.24	0.15	0	0	22004.4	0
360	28	24	2005	0	0	-0.01	0	0	0.13	0	-0.27	0.15	0	0	22004.4	0
360	29	24	2005	0	0	0.04	0	0	0.07	0	-0.26	0.15	0	0	22004.5	0
360	30	24	2005	0	0	-0.01	0	0	0.11	0	-0.24	0.15	0	0	22004.5	0
360	31	24	2005	0	0	-0.01	0	0	0.14	0	-0.28	0.15	0	0	22004.4	0
360	32	24	2005	0	0	0	0	0	0.16	0	-0.3	0.15	0	0	22004.4	0
360	33	24	2005	0	0	0.01	0	0	0.14	0	-0.29	0.15	0	0	22004.4	0
360	34	24	2005	0	0	0.11	0	0	-0.05	0	-0.21	0.15	0	0	22004.6	0
360	35	24	2005	0	0	-0.02	0	0	0.05	0	-0.18	0.15	0	0	22004.5	0
360	36	24	2005	0	0	-0.02	0	0	0.1	0	-0.23	0.15	0	0	22004.5	0
360	37	24	2005	0	0	-0.01	0	0	-0.08	0	-0.06	0.15	0	0	22004.5	0
360	38	24	2005	0	0	0.1	0	0	-2.06	0	1.81	0.15	0	0	22004.6	0
360	39	24	2005	7.11	0	-0.08	0	0	-4.06	0	2.63	0.15	8.47	0	22004.5	0
360	40	24	2005	5.33	0	-0.02	0	0	-3.1	0	-0.16	0.15	8.46	0	22004.5	0
360	41	24	2005	2.29	0	0.39	0	0	2.03	0	-0.28	0.15	0	0	22004.9	0
360	42	24	2005	0	0	0.47	0	0	-0.29	0	-0.33	0.15	0	0	22005.4	0
360	43	24	2005	2.79	0	0.14	0	0	2.67	0	-0.18	0.15	0	0	22005.5	0
360	44	24	2005	0	0	0.11	0	0	0.05	0	-0.31	0.15	0	0	22005.6	0
360	45	24	2005	3.3	0	0.66	0	0	2.25	0	-0.02	0.15	0.26	0	22006.3	0
360	46	24	2005	0.51	0	-0.12	0	0	-5.92	0	0	0.15	6.4	0	22006.2	0
360	47	24	2005	3.81	0	0.11	0	0	-3.45	0	-0.11	0.15	7.1	0	22006.3	0
360	48	24	2005	1.02	0	0.36	0	0	0.88	0	-0.38	0.15	0	0	22006.6	0
360	49	24	2005	0.51	0	0.41	0	0	0.35	0	-0.42	0.15	0	0	22007.1	0
360	50	24	2005	0.25	0	0.15	0	0	0.3	0	-0.36	0.16	0	0	22007.2	0
360	51	24	2005	0.76	0	0.09	0	0	0.85	0	-0.33	0.16	0	0	22007.3	0
360	52	24	2005	3.3	0	0.03	0	0	3.3	0	-0.19	0.16	0	0	22007.3	0
360	53	24	2005	2.79	0	0.01	0	0	2.78	0	-0.15	0.16	0	0	22007.3	0
360	54	24	2005	0.25	0	0.13	0	0	0.23	0	-0.27	0.16	0	0	22007.5	0
360	55	24	2005	0.51	0	0.03	0	0	0.64	0	-0.32	0.16	0	0	22007.5	0
360	56	24	2005	0.25	0	0.02	0	0	0.37	0	-0.29	0.16	0	0	22007.5	0
360	57	24	2005	2.03	0	0.1	0	0	1.99	0	-0.22	0.16	0	0	22007.6	0
360	58	24	2005	0.51	0	0.04	0	0	0.56	0	-0.25	0.16	0	0	22007.7	0
360	59	24	2005	0.51	0	0.55	0	0	0.02	0	-0.22	0.16	0	0	22008.2	0
360	60	24	2005	5.84	0	0.06	0	0	5.81	0	-0.18	0.16	0	0	22008.3	0
360	61	24	2005	0.76	0	0.2	0	0	0.59	0	-0.19	0.16	0	0	22008.5	0
360	62	24	2005	0	0	0.43	0	0	-0.36	0	-0.23	0.16	0	0	22008.9	0
360	63	24	2005	0	0	0.39	0	0	-0.34	0	-0.21	0.16	0	0	22009.3	0

Attachment D-1
Honeywell
Wastebeds 9-15 SWSR Pre-Design Investigation
SHAW Output Data

RUN	DAY	HR	YR	PRECIP	precip INTRCP	ET	TRANSP	CANOPY chg in storage	SNOW chg in storage	RESIDUE chg in storage	SOIL chg in storage	PERC	RUNOFF	PONDED	Etcum	ERROR
360	64	24	2005	0	0	0.23	0	0	-0.17	0	-0.22	0.16	0	0	22009.5	0
360	65	24	2005	2.29	0	0.43	0	0	1.83	0	-0.14	0.16	0	0	22009.9	0
360	66	24	2005	2.54	0	-0.11	0	0	-8.3	0	1.58	0.16	9.21	0	22009.8	0
360	67	24	2005	2.03	0	1.43	0	0	0.7	0	-0.27	0.16	0	0	22011.2	0
360	68	24	2005	0	0	0.64	0	0	-0.47	0	-0.34	0.17	0	0	22011.9	0
360	69	24	2005	0	0	0.35	0	0	-0.23	0	-0.28	0.17	0	0	22012.2	0
360	70	24	2005	1.52	0	0.09	0	0	1.49	0	-0.22	0.17	0	0	22012.3	0
360	71	24	2005	0	0	0.01	0	0	-0.07	0	-0.15	0.17	0.05	0	22012.3	0
360	72	24	2005	0	0	0.34	0	0	-0.33	0	-0.18	0.17	0	0	22012.7	0
360	73	24	2005	0	0	0.38	0	0	-0.34	0	-0.21	0.17	0	0	22013	0
360	74	24	2005	0	0	0.6	0	0	-0.78	0	-0.02	0.17	0.03	0	22013.6	0
360	75	24	2005	0	0	0.54	0	0	-0.51	0	-0.2	0.17	0	0	22014.2	0
360	76	24	2005	0	0	0.12	0	0	-0.56	0	-0.01	0.17	0.28	0	22014.3	0
360	77	24	2005	0	0	0.08	0	0	-0.29	0	-0.14	0.17	0.17	0	22014.4	0
360	78	24	2005	0	0	0.11	0	0	-2.69	0	-0.16	0.17	2.57	0	22014.5	0
360	79	24	2005	0.51	0	0.11	0	0	-2.17	0	-0.12	0.17	2.51	0	22014.6	0
360	80	24	2005	0	0	0.1	0	0	-7.32	0	0.41	0.17	6.64	0	22014.7	0
360	81	24	2005	0	0	1.35	0	0	-1.52	0	-0.04	0.17	0.04	0	22016	0
360	82	24	2005	0.25	0	1.34	0	0	0	0	-1.26	0.17	0	0	22017.4	0
360	83	24	2005	3.3	0	1.52	0	0	0	0	1.61	0.17	0	0	22018.9	0
360	84	24	2005	0	0	1.43	0	0	0	0	-1.61	0.17	0	0	22020.3	0
360	85	24	2005	0	0	2.76	0	0	0	0	-2.94	0.18	0	0	22023.1	0
360	86	24	2005	0	0	1.29	0	0	0	0	-1.47	0.18	0	0	22024.4	0
360	87	24	2005	11.18	0	0.49	0	0	0	0	10.51	0.18	0	0	22024.9	0
360	88	24	2005	0	0	2.35	0	0	0	0	-2.53	0.18	0	0	22027.2	0
360	89	24	2005	0	0	2.86	0	0	0	0	-3.03	0.18	0	0	22030.1	0
360	90	24	2005	1.02	0	4.49	0	0	0	0	-3.65	0.18	0	0	22034.6	0
360	91	24	2005	0.76	0	3.99	0	0	0	0	-3.41	0.18	0	0	22038.6	0
360	92	24	2005	36.58	0.01	0.82	0	0	0	0	35.56	0.18	0	0	22039.4	0.01
360	93	24	2005	19.3	0.02	1.19	0	0	0	0	17.92	0.18	0	0	22040.6	0.01
360	94	24	2005	3.56	0	3.64	0.01	0	0	0	-0.25	0.18	0	0	22044.2	0
360	95	24	2005	0	0	4.07	0.12	0	0	0	-4.25	0.18	0	0	22048.3	0.01
360	96	24	2005	0	0	3.21	0.25	0	0	0	-3.39	0.18	0	0	22051.5	0
360	97	24	2005	2.79	0	1.39	0.06	0	0	0	1.22	0.18	0	0	22052.9	0
360	98	24	2005	0	0	4.51	0.23	0	0	0	-4.7	0.18	0	0	22057.4	0.01
360	99	24	2005	0	0	3.81	0.31	0	0	0	-3.99	0.18	0	0	22061.2	0
360	100	24	2005	0	0	4.3	0.41	0	0	0	-4.49	0.18	0	0	22065.5	0
360	101	24	2005	0	0	4.8	0.32	0	0	0	-5.01	0.18	0	0	22070.3	0.02
360	102	24	2005	0	0	3.96	0.32	0	0	0	-4.14	0.18	0	0	22074.3	0
360	103	24	2005	0	0	3.84	0.4	0	0	0	-4.03	0.18	0	0	22078.1	0.01
360	104	24	2005	0	0	4.13	0.57	0	0	0	-4.32	0.18	0	0	22082.2	0
360	105	24	2005	0	0	4.41	0.68	0	0	0	-4.59	0.18	0	0	22086.7	-0.01
360	106	24	2005	0	0	4.15	0.87	0	0	0	-4.33	0.18	0	0	22090.8	0
360	107	24	2005	0	0	4.55	1.02	0	0	0	-4.71	0.18	0	0	22095.4	-0.02
360	108	24	2005	0	0	4.4	1.18	0	0	0	-4.57	0.19	0	0	22099.8	-0.01
360	109	24	2005	0	0	3.13	1.89	0	0	0	-3.31	0.19	0	0	22102.9	-0.01
360	110	24	2005	5.59	0	2.97	0.85	0	0	0	2.44	0.19	0	0	22105.9	-0.01
360	111	24	2005	0	0	4.32	0.89	0	0	0	-4.5	0.19	0	0	22110.2	0
360	112	24	2005	14.73	0	4.17	0.85	0	0	0	10.4	0.19	0	0	22114.3	-0.02
360	113	24	2005	24.89	0	2.05	0.26	0	0	0	22.67	0.19	0	0	22116.4	-0.01
360	114	24	2005	16.26	0	2.34	0.26	0	0	0	13.76	0.19	0	0	22118.7	-0.03
360	115	24	2005	3.56	0	2.78	0.21	0	0	0	0.61	0.19	0	0	22121.5	-0.03
360	116	24	2005	0	0	4.93	1.58	0	0	0	-5.09	0.19	0	0	22126.4	-0.03
360	117	24	2005	2.54	0	2.76	0.55	0	0	0	-0.39	0.19	0	0	22129.2	-0.02
360	118	24	2005	1.52	0	4.44	0.88	0	0	0	-3.07	0.19	0	0	22133.7	-0.03
360	119	24	2005	0	0	4.35	1.26	0	0	0	-4.53	0.19	0	0	22138	-0.01
360	120	24	2005	13.46	0.22	1.07	0.04	0	0	0	11.97	0.19	0	0	22139.1	0.01
360	121	24	2005	0.51	0	3.9	0.98	0	0	0	-3.34	0.19	0	0	22143	-0.02
360	122	24	2005	0	0	3.43	1.08	0	0	0	-3.58	0.19	0	0	22146.4	-0.04
360	123	24	2005	0.25	0	3.65	1.06	0	0	0	-3.59	0.19	0	0	22150.1	0
360	124	24	2005	0.25	0	2.47	0.89	0	0	0	-2.39	0.19	0	0	22152.5	-0.01
360	125	24	2005	0	0	3.64	1.43	0	0	0	-3.84	0.19	0	0	22156.2	0
360	126	24	2005	0	0	3.68	1.74	0	0	0	-3.87	0.19	0	0	22159.9	0
360	127	24	2005	0	0	5.26	2.21	0	0	0	-5.43	0.19	0	0	22165.1	-0.02
360	128	24	2005	0	0	5.85	2.44	0	0	0	-6.01	0.19	0	0	22171	-0.03
360	129	24	2005	0	0	4.75	2.26	0	0	0	-4.92	0.19	0	0	22175.7	-0.02
360	130	24	2005	0	0	5.74	3.02	0	0	0	-5.9	0.19	0	0	22181.5	-0.03
360	131	24	2005	0	0	5.95	2.92	0	0	0	-6.12	0.19	0	0	22187.4	-0.02
360	132	24	2005	0	0	5.55	1.95	0	0	0	-5.71	0.19	0	0	22192.9	-0.03
360	133	24	2005	0	0	4	2.51	0	0	0	-4.19	0.19	0	0	22196.9	-0.01
360	134	24	2005	3.3	0	2.59	1.07	0	0	0	0.49	0.19	0	0	22199.5	0.03
360	135	24	2005	1.27	0	4	1.89	0	0	0	-2.9	0.2	0	0	22203.5	-0.03
360	136	24	2005	0.25	0	1.94	1.23	0	0	0	-1.86	0.2	0	0	22205.5	-0.02
360	137	24	2005	0	0	3.53	2.75	0	0	0	-3.72	0.2	0	0	22209	-0.01
360	138	24	2005	0	0	3.41	3.28	0	0	0	-3.59	0.2	0	0	22212.4	-0.01
360	139	24	2005	0	0	3.29	3.28	0	0	0	-3.48	0.2	0	0	22215.7	-0.01
360	140	24	2005	0	0	3.41	3.5	0	0	0	-3.6	0.2	0	0	22219.1	-0.01
360	141	24	2005	0.76	0	3.32	2.72	0	0	0	-2.75	0.2	0	0	22222.4	-0.01
360	142	24	2005	0	0	1.15	1.36	0	0	0	-1.33	0.2	0	0	22223.6	-0.01
360	143	24	2005	0.25	0	2.03	1.73	0	0	0	-1.97	0.2	0	0	22225.6	-0.01
360	144	24	2005	4.06	0	2.43	0.41	0	0	0	1.44	0.2	0	0	22228	-0.01
360	145	24	2005	0.25	0	3.14	1.45	0	0	0	-3.06	0.2	0	0	22231.2	-0.02
360	146	24	2005	0	0	1.95	0.97	0	0	0	-2.13	0.2	0	0	22233.1	-0.02
360	147	24	2005	0	0	0.91	0.79	0	0	0	-1.1	0.2	0	0	22234	-0.01
360	148	24	2005	3.81	0	3.06	0.4	0	0	0	0.57	0.2	0	0	22237.1	-0.02
360	149	24	2005	0	0	1.73	0.59	0	0	0	-1.9	0.2	0	0	22238.8	-0.03
360	150	24	2005	0	0	0.86	0.62	0	0	0	-1.04	0.2	0	0	22239.7	-0.02
360	151	24	2005	0	0	0.53	0.55	0	0	0	-0.72	0.2	0	0	22240.2	-0.01
360	152	24	2005	0	0	0.9	0.64	0	0	0	-1.07	0.2	0	0	22241.1	-0.04
360	153	24	2005	0	0	0.51	0.57	0	0	0	-0.7	0.21	0	0	22241.6	-0.01
360	154	24	2005	0	0	0.45	0.51	0	0	0	-0.63	0.21	0	0	22242.1	-0.03
360	155	24	2005	0	0	0.52	0.52	0	0	0	-0.71	0.21	0	0	22242.6	-0.01
360	156	24	2005	0	0	0.63	0.54	0	0	0	-0.81	0.21	0	0	22243.2	-0.03
360	157	24	2005	2.29	0	2.21	0.41	0	0	0	-0.12	0.21	0	0	22245.4	-0.02
360	158	24	2005	0	0	1.03	0.54	0	0	0	-1.2	0.21	0	0	22246.5	-0.03
360	159	24	2005	0	0	0.71	0.57	0	0	0	-0.9	0.21	0	0	22247.2	-0.02
360	160	24	2005	0	0	0.44	0.54	0	0	0	-0.64	0.21	0	0	22247.6	-0.01
360	161	24	2005	7.62	0	3.96	1.18	0	0	0	3.48	0.21	0	0	22251.6	-0.04
360	162	24	2005	1.27	0	3.27	0.63	0	0	0	-2.16	0.21	0	0	22254.8	-0.04
360	163	24	2005	0	0	1.5	0.49	0	0	0	-1.67	0.21	0	0	22256.3	-0.04
360	164	24	2005	9.91	0	5.13	1.92	0	0	0	4.57	0.21	0	0	22261.5	0
360	165	24	2005	4.06	0	5.67	2.08	0	0	0	-1.78	0.21	0	0	22267.1	-0.04
360	166	24	2005	0.25	0	2.43	0.85	0	0	0	-2.34	0.21	0	0	22269.6	-0.04

Attachment D-1
Honeywell
Wastebeds 9-15 SWSR Pre-Design Investigation
SHAW Output Data

RUN	DAY	HR	YR	PRECIP	precip INTRCP	ET	TRANSP	CANOPY chg in storage	SNOW chg in storage	RESIDUE chg in storage	SOIL chg in storage	PERC	RUNOFF	PONDED	Etcum	ERROR
360	167	24	2005	8.38	0	3.15	0.17	0	0	0	5.06	0.21	0	0	22272.7	-0.04
360	168	24	2005	9.14	0	3.74	0.63	0	0	0	5.23	0.22	0	0	22276.4	-0.03
360	169	24	2005	0.25	0	3.47	2.2	0	0	0	-3.39	0.22	0	0	22279.9	-0.05
360	170	24	2005	0	0	2.96	2.37	0	0	0	-3.16	0.22	0	0	22282.9	-0.02
360	171	24	2005	0	0	4.13	2.36	0	0	0	-4.3	0.22	0	0	22287	-0.04
360	172	24	2005	0	0	2.58	0.73	0	0	0	-2.78	0.22	0	0	22289.6	-0.03
360	173	24	2005	1.27	0	2.53	0.45	0	0	0	-1.43	0.22	0	0	22292.1	-0.05
360	174	24	2005	0	0	1.38	0.61	0	0	0	-1.54	0.22	0	0	22293.5	-0.06
360	175	24	2005	0	0	0.71	0.65	0	0	0	-0.92	0.22	0	0	22294.2	-0.01
360	176	24	2005	0	0	0.56	0.65	0	0	0	-0.78	0.22	0	0	22294.8	-0.01
360	177	24	2005	0	0	0.75	0.61	0	0	0	-0.94	0.22	0	0	22295.5	-0.03
360	178	24	2005	0	0	0.53	0.57	0	0	0	-0.73	0.22	0	0	22296.1	-0.02
360	179	24	2005	0	0	0.47	0.55	0	0	0	-0.68	0.22	0	0	22296.5	-0.02
360	180	24	2005	5.08	0	3.12	0.23	0	0	0	1.76	0.22	0	0	22299.7	-0.02
360	181	24	2005	0	0	1.82	0.5	0	0	0	-2	0.22	0	0	22301.5	-0.04
360	182	24	2005	1.27	0	2.29	0.49	0	0	0	-1.19	0.22	0	0	22303.8	-0.05
360	183	24	2005	0	0	1.13	0.52	0	0	0	-1.3	0.23	0	0	22304.9	-0.05
360	184	24	2005	0	0	0.71	0.53	0	0	0	-0.91	0.23	0	0	22305.6	-0.02
360	185	24	2005	0	0	0.49	0.56	0	0	0	-0.72	0.23	0	0	22306.1	0
360	186	24	2005	3.3	0	2.89	0.38	0	0	0	0.19	0.23	0	0	22309	0
360	187	24	2005	0.25	0	1.13	0.49	0	0	0	-1.06	0.23	0	0	22310.1	-0.04
360	188	24	2005	0	0	0.61	0.5	0	0	0	-0.81	0.23	0	0	22310.7	-0.03
360	189	24	2005	2.79	0	2.04	0.14	0	0	0	0.55	0.23	0	0	22312.7	-0.03
360	190	24	2005	7.11	0	3.69	0.41	0	0	0	3.22	0.23	0	0	22316.4	-0.02
360	191	24	2005	0	0	3.02	1.3	0	0	0	-3.2	0.23	0	0	22319.5	-0.04
360	192	24	2005	0	0	1.97	0.53	0	0	0	-2.18	0.23	0	0	22321.4	-0.02
360	193	24	2005	0	0	1.23	0.53	0	0	0	-1.44	0.23	0	0	22322.6	-0.02
360	194	24	2005	23.37	0	4.6	1.35	0	0	0	18.58	0.23	0	0	22327.2	-0.04
360	195	24	2005	60.45	0	4.81	1.5	0	0	0	55.45	0.23	0	0	22332.1	-0.05
360	196	24	2005	1.78	0	5.82	3.72	0	0	0	-4.22	0.23	0	0	22337.9	-0.05
360	197	24	2005	0	0	4.83	4.09	0	0	0	-5	0.23	0	0	22342.7	-0.06
360	198	24	2005	3.56	0	4.72	1.5	0	0	0	-1.34	0.23	0	0	22347.4	-0.06
360	199	24	2005	3.05	0	6.25	3.1	0	0	0	-3.37	0.24	0	0	22353.7	-0.07
360	200	24	2005	0	0	7.31	5.84	0	0	0	-7.48	0.24	0	0	22361	-0.07
360	201	24	2005	0	0	7.25	5.46	0	0	0	-7.41	0.24	0	0	22368.3	-0.08
360	202	24	2005	0	0	5.42	4.64	0	0	0	-5.62	0.24	0	0	22373.7	-0.04
360	203	24	2005	0	0	3.7	3.22	0	0	0	-3.93	0.24	0	0	22377.4	-0.01
360	204	24	2005	0	0	7.16	5.41	0	0	0	-7.31	0.24	0	0	22384.5	-0.08
360	205	24	2005	0	0	6.02	5.04	0	0	0	-6.26	0.24	0	0	22390.6	0
360	206	24	2005	0	0	8.67	7.38	0	0	0	-8.87	0.24	0	0	22399.2	-0.04
360	207	24	2005	3.56	0	5.72	2.3	0	0	0	-2.38	0.24	0	0	22405	-0.03
360	208	24	2005	6.6	0.85	2.7	0.14	0	0	0	2.86	0.24	0	0	22407.7	-0.03
360	209	24	2005	0	0	5.68	3.72	0	0	0	-5.04	0.24	0	0	22413.3	-0.02
360	210	24	2005	0	0	5.15	3.73	0	0	0	-5.36	0.24	0	0	22418.5	-0.03
360	211	24	2005	0	0	2.84	1.63	0	0	0	-3.07	0.24	0	0	22421.3	-0.02
360	212	24	2005	0	0	2.2	0.91	0	0	0	-2.39	0.24	0	0	22423.5	-0.04
360	213	24	2005	0	0	1.39	0.63	0	0	0	-1.61	0.24	0	0	22424.9	-0.02
360	214	24	2005	0	0	0.85	0.55	0	0	0	-1.07	0.24	0	0	22425.8	-0.02
360	215	24	2005	0	0	0.71	0.58	0	0	0	-0.93	0.24	0	0	22426.5	-0.02
360	216	24	2005	0	0	0.69	0.55	0	0	0	-0.88	0.24	0	0	22427.2	-0.05
360	217	24	2005	1.78	0	2.08	0.41	0	0	0	-0.52	0.24	0	0	22429.2	-0.03
360	218	24	2005	0	0	0.88	0.47	0	0	0	-1.07	0.24	0	0	22430.1	-0.05
360	219	24	2005	0	0	0.6	0.48	0	0	0	-0.81	0.24	0	0	22430.7	-0.04
360	220	24	2005	0	0	0.26	0.46	0	0	0	-0.49	0.24	0	0	22431	-0.01
360	221	24	2005	0	0	0.58	0.47	0	0	0	-0.81	0.24	0	0	22431.6	-0.02
360	222	24	2005	0	0	0.59	0.48	0	0	0	-0.79	0.24	0	0	22432.2	-0.04
360	223	24	2005	0	0	0.42	0.45	0	0	0	-0.65	0.24	0	0	22432.6	-0.02
360	224	24	2005	4.06	0.16	2.49	0.11	0	0	0	1.18	0.24	0	0	22435.1	-0.02
360	225	24	2005	14.99	0	4.79	1.2	0	0	0	10.13	0.24	0	0	22439.9	-0.01
360	226	24	2005	0	0	2.58	1.72	0	0	0	-2.77	0.24	0	0	22442.4	-0.05
360	227	24	2005	0	0	4.9	3.57	0	0	0	-5.09	0.24	0	0	22447.3	-0.05
360	228	24	2005	0	0	1.99	0.83	0	0	0	-2.17	0.24	0	0	22449.3	-0.06
360	229	24	2005	0	0	2.11	0.41	0	0	0	-2.3	0.24	0	0	22451.4	-0.06
360	230	24	2005	0	0	1.21	0.39	0	0	0	-1.42	0.24	0	0	22452.6	-0.03
360	231	24	2005	0	0	0.33	0.38	0	0	0	-0.57	0.24	0	0	22453	-0.01
360	232	24	2005	9.14	0	4.81	1.72	0	0	0	4.09	0.24	0	0	22457.8	0
360	233	24	2005	22.1	0	5.7	2.14	0	0	0	16.19	0.24	0	0	22463.5	-0.04
360	234	24	2005	0	0	4.25	2.89	0	0	0	-4.44	0.24	0	0	22467.7	-0.05
360	235	24	2005	0	0	4.6	3.23	0	0	0	-4.81	0.24	0	0	22472.3	-0.03
360	236	24	2005	0	0	4.39	3.26	0	0	0	-4.61	0.24	0	0	22476.7	-0.02
360	237	24	2005	0	0	3.4	2.26	0	0	0	-3.63	0.24	0	0	22480.1	-0.02
360	238	24	2005	0	0	2.45	1.05	0	0	0	-2.66	0.24	0	0	22482.6	-0.03
360	239	24	2005	0	0	1.25	0.46	0	0	0	-1.47	0.24	0	0	22483.8	-0.03
360	240	24	2005	5.33	0	3.53	0.41	0	0	0	1.59	0.24	0	0	22487.4	-0.04
360	241	24	2005	2.03	0	2.23	0.24	0	0	0	-0.5	0.24	0	0	22489.6	0.06
360	242	24	2005	12.19	0	2.77	0.04	0	0	0	9.19	0.24	0	0	22492.4	-0.01
360	243	24	2005	79.76	0.35	2.25	0.11	0	0	0	76.94	0.24	0	0	22494.6	-0.03
360	244	24	2005	0	0	4.7	3	0	0	0	-4.57	0.24	0	0	22499.3	-0.03
360	245	24	2005	0	0	6.2	4.48	0	0	0	-6.39	0.24	0	0	22505.5	-0.05
360	246	24	2005	0	0	4.42	2.96	0	0	0	-4.63	0.24	0	0	22509.9	-0.03
360	247	24	2005	0	0	3.31	2.23	0	0	0	-3.53	0.24	0	0	22513.2	-0.02
360	248	24	2005	0	0	3.88	2.92	0	0	0	-4.09	0.24	0	0	22517.1	-0.03
360	249	24	2005	0	0	4.01	3.1	0	0	0	-4.22	0.24	0	0	22521.1	-0.03
360	250	24	2005	0	0	4.17	3.19	0	0	0	-4.39	0.24	0	0	22525.3	-0.02
360	251	24	2005	0	0	2.83	1.92	0	0	0	-3.03	0.24	0	0	22528.1	-0.04
360	252	24	2005	0	0	3.48	2.59	0	0	0	-3.7	0.24	0	0	22531.6	-0.02
360	253	24	2005	0	0	4.18	2.6	0	0	0	-4.38	0.24	0	0	22535.8	-0.04
360	254	24	2005	0	0	3.61	2.66	0	0	0	-3.82	0.24	0	0	22539.4	-0.03
360	255	24	2005	0	0	4.1	3.05	0	0	0	-4.31	0.24	0	0	22543.5	-0.03
360	256	24	2005	0	0	4.25	3.13	0	0	0	-4.46	0.24	0	0	22547.7	-0.04
360	257	24	2005	0	0	4.9	3.41	0	0	0	-5.09	0.24	0	0	22552.6	-0.05
360	258	24	2005	0	0	2.21	1.53	0	0	0	-2.43	0.24	0	0	22554.8	-0.02
360	259	24	2005	5.08	0.67	1.47	0.05	0	0	0	2.73	0.24	0	0	22556.3	-0.03
360	260	24	2005	3.05	0.48	1.72	0	0	0	0	1.29	0.24	0	0	22558	-0.01
360	261	24	2005	0	0	3.3	1.71	0	0	0	-3.02	0.24	0	0	22561.3	-0.04
360	262	24	2005	0	0	3.39	2.24	0	0	0	-3.58	0.24	0	0	22564.7	-0.05
360	263	24	2005	2.29	0	4.17	1.71	0	0	0	-2.09	0.24	0	0	22568.9	-0.04
360	264	24	2005	0	0	4.59	2.91	0	0	0	-4.78	0.24	0	0	22573.5	-0.05
360	265	24	2005	0	0	3.93	2.53	0	0	0	-4.14	0.24	0	0	22577.4	-0.03
360	266	24	2005	2.54	0	3.85	1.25	0	0	0	-1.49	0.24	0	0	22581.3	-0.06
360	267	24	2005	0	0	3.71	2.06	0	0	0	-3.9	0.24	0	0	22585	-0.05
360	268	24	2005	0.25	0	2.08	1.41	0	0	0	-2.06	0.24	0	0	22587.1	0
360	269	24	2005	17.02	0.22	1.42	0.1	0	0	0	15.13	0.24	0	0	22588.5	0

Attachment D-1
Honeywell
Wastebeds 9-15 SWSR Pre-Design Investigation
SHAW Output Data

RUN	DAY	HR	YR	PRECIP	precip INTRCP	ET	TRANSP	CANOPY chg in storage	SNOW chg in storage	RESIDUE chg in storage	SOIL chg in storage	PERC	RUNOFF	PONDED	Etcum	ERROR
360	270	24	2005	0.51	0	4.14	1.72	0	0	0	-3.62	0.24	0	0	22592.6	-0.03
360	271	24	2005	0	0	3.54	1.97	0	0	0	-3.74	0.24	0	0	22596.2	-0.04
360	272	24	2005	0	0	2.39	1.38	0	0	0	-2.6	0.24	0	0	22598.6	-0.03
360	273	24	2005	0	0	2.4	1.27	0	0	0	-2.62	0.24	0	0	22601	-0.02
360	274	24	2005	0	0	2.47	1.41	0	0	0	-2.69	0.24	0	0	22603.4	-0.02
360	275	24	2005	0	0	2.55	1.56	0	0	0	-2.76	0.24	0	0	22606	-0.03
360	276	24	2005	0	0	2.61	1.53	0	0	0	-2.81	0.23	0	0	22608.6	-0.03
360	277	24	2005	0	0	2.69	1.42	0	0	0	-2.89	0.23	0	0	22611.3	-0.03
360	278	24	2005	0	0	1.87	0.98	0	0	0	-2.07	0.23	0	0	22613.2	-0.03
360	279	24	2005	0	0	0.99	0.72	0	0	0	-1.2	0.23	0	0	22614.2	-0.03
360	280	24	2005	34.8	0.07	0.86	0.04	0	0	0	33.65	0.23	0	0	22615	-0.01
360	281	24	2005	7.62	0.04	2.1	0.05	0	0	0	5.33	0.23	0	0	22617.1	-0.02
360	282	24	2005	4.06	0.17	1.49	0.06	0	0	0	2.21	0.23	0	0	22618.6	0
360	283	24	2005	0.25	0	0.72	0.15	0	0	0	-0.53	0.23	0	0	22619.3	0
360	284	24	2005	0.76	0	0.99	0.26	0	0	0	-0.42	0.23	0	0	22620.3	-0.04
360	285	24	2005	7.87	0.03	1.54	0.03	0	0	0	6.11	0.23	0	0	22621.8	-0.04
360	286	24	2005	27.43	0.28	0.9	0	0	0	0	26.06	0.23	0	0	22622.7	-0.01
360	287	24	2005	8.89	0.34	0.49	0	0	0	0	8.11	0.23	0	0	22623.2	0.01
360	288	24	2005	1.78	0	2.09	0.15	0	0	0	-0.15	0.23	0	0	22625.3	-0.05
360	289	24	2005	0.25	0	2.43	0.29	0	0	0	-2.33	0.23	0	0	22627.8	-0.08
360	290	24	2005	0	0	1.62	0.28	0	0	0	-1.8	0.23	0	0	22629.4	-0.05
360	291	24	2005	2.29	0	1.98	0.21	0	0	0	0.1	0.23	0	0	22631.4	-0.02
360	292	24	2005	0.25	0	2.4	0.46	0	0	0	-2.32	0.23	0	0	22633.8	-0.06
360	293	24	2005	0	0	1.81	0.28	0	0	0	-1.99	0.23	0	0	22635.6	-0.04
360	294	24	2005	0.51	0	1.64	0.3	0	0	0	-1.34	0.23	0	0	22637.2	-0.01
360	295	24	2005	22.35	0	1.11	0	0	0	0	21.03	0.23	0	0	22638.3	-0.01
360	296	24	2005	8.13	0.06	0.81	0.01	0	0	0	7.04	0.23	0	0	22639.1	0
360	297	24	2005	2.03	0	0.97	0	0	0	0	0.91	0.23	0	0	22640.1	-0.02
360	298	24	2005	28.7	0.11	0.76	0	0	0	0	27.61	0.23	0	0	22640.9	-0.01
360	299	24	2005	4.32	0	1.44	0.02	0	0	0	2.78	0.22	0	0	22642.3	-0.01
360	300	24	2005	0	0	0.96	0.04	0	0	0	-1.18	0.22	0	0	22643.3	-0.01
360	301	24	2005	0	0	0.9	0.04	0	0	0	-1.13	0.22	0	0	22644.2	0.01
360	302	24	2005	0	0	1.63	0.04	0	0	0	-1.85	0.22	0	0	22645.8	-0.01
360	303	24	2005	0	0	1.96	0.04	0	0	0	-2.19	0.22	0	0	22647.8	0.01
360	304	24	2005	0	0	1.25	0.03	0	0	0	-1.46	0.22	0	0	22649	-0.01
360	305	24	2005	5.08	0	2.31	0	0	0	0	2.55	0.22	0	0	22651.3	0
360	306	24	2005	0.25	0	2.54	0	0	0	0	-2.51	0.22	0	0	22653.9	0
360	307	24	2005	0	0	2.94	0	0	0	0	-3.16	0.22	0	0	22656.8	0
360	308	24	2005	0	0	1.09	0	0	0	0	-1.31	0.22	0	0	22657.9	0
360	309	24	2005	0	0	0.56	0	0	0	0	-0.78	0.22	0	0	22658.4	0
360	310	24	2005	5.84	0	3.05	0	0	0	0	2.57	0.22	0	0	22661.5	0
360	311	24	2005	0	0	4.75	0	0	0	0	-4.96	0.22	0	0	22666.2	0
360	312	24	2005	0	0	1.82	0	0	0	0	-2.04	0.22	0	0	22668.1	0
360	313	24	2005	25.65	0	1.5	0	0	0	0	23.94	0.22	0	0	22669.6	0
360	314	24	2005	0.51	0	4.34	0	0	0	0	-4.05	0.22	0	0	22673.9	0
360	315	24	2005	0	0	1.94	0	0	0	0	-2.15	0.22	0	0	22675.8	0
360	316	24	2005	0	0	0.69	0	0	0	0	-0.91	0.22	0	0	22676.5	0
360	317	24	2005	0	0	1.26	0	0	0	0	-1.48	0.22	0	0	22677.8	0
360	318	24	2005	0	0	2.42	0	0	0	0	-2.63	0.21	0	0	22680.2	0
360	319	24	2005	28.96	0	1.28	0	0	0	0	27.46	0.21	0	0	22681.5	0
360	320	24	2005	10.92	0	1.57	0	0	0	0	9.14	0.21	0	0	22683.1	0
360	321	24	2005	0.25	0	3.66	0	0	0	0	-3.62	0.21	0	0	22686.7	0
360	322	24	2005	1.02	0	0.65	0	0	1.34	0	-1.19	0.21	0	0	22687.4	0
360	323	24	2005	0	0	0.18	0	0	0.13	0	-0.53	0.21	0	0	22687.6	0
360	324	24	2005	0	0	0.68	0	0	-1.47	0	0.59	0.21	0	0	22688.2	0
360	325	24	2005	0	0	1.21	0	0	0	0	-1.42	0.21	0	0	22689.4	0
360	326	24	2005	0.25	0	1.32	0	0	0	0	-1.28	0.21	0	0	22690.8	0
360	327	24	2005	0.51	0	1.48	0	0	0.87	0	-2.06	0.21	0	0	22692.2	0
360	328	24	2005	0.76	0	0.8	0	0	0.45	0	-0.7	0.21	0	0	22693	0
360	329	24	2005	0	0	0.66	0	0	0.01	0	-0.89	0.21	0	0	22693.7	0
360	330	24	2005	0.51	0	0.42	0	0	0.4	0	-0.52	0.21	0	0	22694.1	0
360	331	24	2005	0	0	0.22	0	0	-0.22	0	-0.36	0.21	0.15	0	22694.3	0
360	332	24	2005	0.76	0	-0.51	0	0	-1.52	0	0.1	0.21	2.48	0	22693.8	0
360	333	24	2005	35.81	0	1.69	0	0	0	0	33.93	0.21	0	0	22695.5	-0.01
360	334	24	2005	0.76	0	1.41	0	0	0	0	-0.86	0.21	0	0	22696.9	0
360	335	24	2005	0	0	1.09	0	0	0	0	-1.3	0.21	0	0	22698	0
360	336	24	2005	2.54	0	1.1	0	0	2.41	0	-1.18	0.21	0	0	22699.1	0
360	337	24	2005	2.03	0	0.44	0	0	2.01	0	-0.63	0.21	0	0	22699.6	0
360	338	24	2005	1.78	0	0.31	0	0	1.69	0	-0.42	0.21	0	0	22699.9	0
360	339	24	2005	0	0	0.13	0	0	0.19	0	-0.52	0.21	0	0	22700	0
360	340	24	2005	1.02	0	0.16	0	0	1.21	0	-0.56	0.21	0	0	22700.2	0
360	341	24	2005	0.51	0	0.43	0	0	0.42	0	-0.55	0.2	0	0	22700.6	0
360	342	24	2005	0	0	-0.01	0	0	0.42	0	-0.61	0.2	0	0	22700.6	0
360	343	24	2005	5.33	0	0.28	0	0	5.16	0	-0.3	0.2	0	0	22700.9	0
360	344	24	2005	0	0	0.25	0	0	-0.18	0	-0.28	0.2	0	0	22701.1	0
360	345	24	2005	0	0	0.23	0	0	-0.14	0	-0.29	0.2	0	0	22701.3	0
360	346	24	2005	0.25	0	0.25	0	0	0.2	0	-0.39	0.2	0	0	22701.6	0
360	347	24	2005	0	0	0.01	0	0	0.31	0	-0.53	0.2	0	0	22701.6	0
360	348	24	2005	0	0	0.05	0	0	0.26	0	-0.52	0.2	0	0	22701.6	0
360	349	24	2005	9.91	0	0.14	0	0	9.92	0	-0.36	0.2	0	0	22701.8	0
360	350	24	2005	16.76	0	-0.02	0	0	16.81	0	-0.23	0.2	0	0	22701.8	0
360	351	24	2005	0	0	0.09	0	0	-0.06	0	-0.23	0.2	0	0	22701.9	0
360	352	24	2005	0	0	0	0	0	0.04	0	-0.25	0.2	0	0	22701.9	0
360	353	24	2005	0.25	0	0.35	0	0	-0.04	0	-0.26	0.2	0	0	22702.2	0
360	354	24	2005	0.51	0	0.27	0	0	0.3	0	-0.26	0.2	0	0	22702.5	0
360	355	24	2005	0.25	0	0.01	0	0	0.32	0	-0.28	0.2	0	0	22702.5	0
360	356	24	2005	0.25	0	0.17	0	0	0.14	0	-0.25	0.2	0	0	22702.7	0
360	357	24	2005	1.52	0	0.02	0	0	1.16	0	-0.19	0.2	0.33	0	22702.7	0
360	358	24	2005	0	0	-0.06	0	0	-3.03	0	-0.17	0.2	3.06	0	22702.6	0
360	359	24	2005	14.22	0	0	0	0	-4.31	0	-0.17	0.2	18.5	0	22702.6	0
360	360	24	2005	0.76	0	-0.04	0	0	-1.87	0	-0.15	0.2	2.61	0	22702.6	0
360	361	24	2005	0	0	0.16	0	0	-0.25	0	-0.2	0.2	0.08	0	22702.7	0
360	362	24	2005	0	0	0.05	0	0	-0.99	0	-0.15	0.2	0.89	0	22702.8	0
360	363	24	2005	3.05	0	-0.14	0	0	-2.34	0	0.57	0.2	4.76	0	22702.7	0
360	364	24	2005	0.25	0	0.18	0	0	0.01	0	-0.15	0.2	0	0	22702.8	0
360	365	24	2005	2.03	0	0.11	0	0	1.97	0	-0.26	0.2	0	0	22703	0
360	1	24	2006	0.25	0	0.01	0	0	0.27	0	-0.23	0.2	0	0	22703	0
360	2	24	2006	4.32	0	-0.12	0	0	-0.86	0	0.71	0.21	4.38	0	22702.8	0
360	3	24	2006	3.56	0	-0.23	0	0	-0.83	0	1.21	0.21	3.19	0	22702.6	0
360	4	24	2006	3.05	0	0.04	0	0	-1.31	0	1.83	0.21	2.28	0	22702.7	0
360	5	24	2006	3.56	0	-0.12	0	0	-4.69	0	6.09	0.21	2.07	0	22702.5	0
360	6	24	2006	0	0	0.14	0	0	-0.34	0	-0.01	0.21	0	0	22702.7	0
360	7	24	2006	0.51	0	0.12	0	0	0.51	0	-0.33	0.21	0	0	22702.8	0

Attachment D-1
Honeywell
Wastebeds 9-15 SWSR Pre-Design Investigation
SHAW Output Data

RUN	DAY	HR	YR	PRECIP	precip INTRCP	ET	TRANSP	CANOPY chg in storage	SNOW chg in storage	RESIDUE chg in storage	SOIL chg in storage	PERC	RUNOFF	PONDED	Etcum	ERROR
360	8	24	2006	0	0	0.03	0	0	-0.33	0	-0.26	0.21	0.35	0	22702.8	0
360	9	24	2006	0	0	0.07	0	0	-8.16	0	-0.18	0.21	8.07	0	22702.9	0
360	10	24	2006	0	0	0.12	0	0	-3.62	0	-0.28	0.21	3.58	0	22703	0
360	11	24	2006	4.57	0	-0.27	0	0	-9.22	0	-0.01	0.21	13.86	0	22702.7	0
360	12	24	2006	0	0	-0.01	0	0	-3.17	0	2.97	0.21	0	0	22702.7	0
360	13	24	2006	0	0	0.9	0	0	0	0	-1.11	0.21	0	0	22703.6	0
360	14	24	2006	12.95	0	1.6	0	0	0	0	-1.79	0.21	12.95	0	22705.2	-0.02
360	15	24	2006	0.25	0	2.85	0	0	0	0	-3.06	0.21	0	0.25	22708.1	0
360	16	24	2006	0	0	1.17	0	0	0	0	-1.38	0.21	0	0.25	22709.2	0
360	17	24	2006	1.78	0	0.22	0	0	1.88	0	-0.29	0.21	0	0	22709.5	0
360	18	24	2006	10.67	0	0.36	0	0	-1.88	0	3.04	0.21	8.93	0	22709.8	0
360	19	24	2006	0	0	1.57	0	0	0	0	-1.78	0.21	0	0	22711.4	0
360	20	24	2006	0	0	0.78	0	0	0	0	-0.99	0.21	0	0	22712.2	0
360	21	24	2006	0.76	0	2.03	0	0	0	0	-1.48	0.21	0	0	22714.2	0
360	22	24	2006	0	0	1.69	0	0	0	0	-1.9	0.21	0	0	22715.9	0
360	23	24	2006	4.57	0	0.27	0	0	4.51	0	-0.42	0.21	0	0	22716.2	0
360	24	24	2006	1.02	0	0.19	0	0	0.64	0	-0.03	0.22	0	0	22716.3	0
360	25	24	2006	4.06	0	0.09	0	0	3.44	0	0.31	0.22	0	0	22716.4	0
360	26	24	2006	0.25	0	0.34	0	0	0.17	0	-0.48	0.22	0	0	22716.8	0
360	27	24	2006	0	0	0.05	0	0	0.17	0	-0.44	0.22	0	0	22716.8	0
360	28	24	2006	0	0	-0.03	0	0	-1.28	0	0.29	0.22	0.81	0	22716.8	0
360	29	24	2006	14.48	0	-0.06	0	0	-5.81	0	-0.08	0.22	20.21	0	22716.7	0
360	30	24	2006	0	0	-0.29	0	0	-1.84	0	0.37	0.22	1.55	0	22716.5	0
360	31	24	2006	4.57	0	0.54	0	0	0	0	3.82	0.22	0	0	22717	0
360	32	24	2006	1.27	0	0.4	0	0	1.26	0	-0.6	0.22	0	0	22717.4	-0.02
360	33	24	2006	2.03	0	0.19	0	0	-1.26	0	2.58	0.22	0.3	0	22717.6	0
360	34	24	2006	13.72	0	0.59	0	0	0	0	12.9	0.22	0	0	22718.2	0
360	35	24	2006	2.03	0	1.28	0	0	0	0	0.53	0.22	0	0	22719.5	0
360	36	24	2006	5.33	0	2.72	0	0	0	0	2.39	0.22	0	0	22722.2	0
360	37	24	2006	0.25	0	4.06	0	0	0	0	-4.29	0.22	0	0.25	22726.3	0
360	38	24	2006	3.56	0	0.46	0	0	3.77	0	-0.64	0.22	0	0	22726.7	0
360	39	24	2006	0	0	0.07	0	0	0.25	0	-0.54	0.23	0	0	22726.8	0
360	40	24	2006	0.25	0	0.12	0	0	0.45	0	-0.54	0.23	0	0	22726.9	0
360	41	24	2006	0.25	0	0.16	0	0	0.4	0	-0.53	0.23	0	0	22727.1	0
360	42	24	2006	0.25	0	0.05	0	0	0.47	0	-0.5	0.23	0	0	22727.1	0
360	43	24	2006	0	0	0.24	0	0	0.04	0	-0.51	0.23	0	0	22727.3	0
360	44	24	2006	0.25	0	0.47	0	0	0	0	-0.44	0.23	0	0	22727.8	0
360	45	24	2006	0	0	0.5	0	0	-0.96	0	-0.3	0.23	0.53	0	22728.3	0
360	46	24	2006	0	0	0.18	0	0	-4.42	0	-0.35	0.23	4.06	0.3	22728.5	0
360	47	24	2006	0	0	0.18	0	0	0	0	-0.11	0.23	0	0	22728.7	0
360	48	24	2006	1.27	0	6.4	0	0	0	0	-5.36	0.23	0	0	22735.1	0
360	49	24	2006	1.02	0	1.84	0	0	0.69	0	-1.74	0.23	0	0	22736.9	0
360	50	24	2006	1.52	0	0.49	0	0	1.52	0	-0.72	0.23	0	0	22737.4	0
360	51	24	2006	0	0	0.26	0	0	0.07	0	-0.57	0.23	0	0	22737.7	0
360	52	24	2006	0	0	0.22	0	0	0.04	0	-0.5	0.23	0	0	22737.9	0
360	53	24	2006	0	0	0.08	0	0	0.02	0	-0.34	0.24	0	0	22738	0
360	54	24	2006	2.54	0	0.06	0	0	-0.96	0	3.2	0.24	0	0	22738	0
360	55	24	2006	0.25	0	1.2	0	0	-0.27	0	-0.92	0.24	0	0	22739.2	0
360	56	24	2006	1.27	0	0.59	0	0	0.96	0	-0.52	0.24	0	0	22739.8	0
360	57	24	2006	0.76	0	0.3	0	0	0.83	0	-0.61	0.24	0	0	22740.1	0
360	58	24	2006	0.25	0	0.13	0	0	0.41	0	-0.52	0.24	0	0	22740.3	0
360	59	24	2006	2.03	0	0.19	0	0	2.02	0	-0.42	0.24	0	0	22740.5	0
360	60	24	2006	3.05	0	0.05	0	0	3.1	0	-0.34	0.24	0	0	22740.5	0
360	61	24	2006	0	0	0.16	0	0	-0.09	0	-0.31	0.24	0	0	22740.7	0
360	62	24	2006	0.25	0	0.63	0	0	-0.25	0	-0.36	0.24	0	0	22741.3	0
360	63	24	2006	0.51	0	0.6	0	0	-0.03	0	-0.31	0.24	0	0	22741.9	0
360	64	24	2006	0	0	0.33	0	0	-0.21	0	-0.36	0.24	0	0	22742.2	0
360	65	24	2006	0	0	0.12	0	0	0.02	0	-0.38	0.24	0	0	22742.3	0
360	66	24	2006	0	0	0.11	0	0	0.05	0	-0.4	0.25	0	0	22742.5	0
360	67	24	2006	0	0	0.12	0	0	-0.03	0	-0.34	0.25	0	0	22742.6	0
360	68	24	2006	12.95	0	-0.08	0	0	-7.21	0	8.78	0.25	11.22	0	22742.5	0
360	69	24	2006	0	0	1.42	0	0	-0.66	0	-1.71	0.25	0.7	0	22743.9	0
360	70	24	2006	0	0	2.39	0	0	0	0	-2.64	0.25	0	0	22746.3	0
360	71	24	2006	0.51	0	0.03	0	0	0	0	0.23	0.25	0	0	22746.3	0
360	72	24	2006	22.86	0	-0.12	0	0	0	0	22.73	0.25	0	0	22746.2	0
360	73	24	2006	0.25	0	6	0	0	0	0	-5.99	0.25	0	0	22752.2	0
360	74	24	2006	0.25	0	4.51	0	0	0	0	-4.51	0.25	0	0	22756.7	0.01
360	75	24	2006	0	0	4.19	0	0	0	0	-4.44	0.25	0	0	22760.9	0
360	76	24	2006	0	0	3.68	0	0	0	0	-3.93	0.25	0	0	22764.6	0
360	77	24	2006	0.25	0	3.63	0	0	0	0	-3.88	0.25	0	0.25	22768.2	0
360	78	24	2006	2.54	0	0.6	0	0	2.64	0	-0.7	0.25	0	0	22768.8	0
360	79	24	2006	0	0	0.41	0	0	-0.02	0	-0.65	0.26	0	0	22769.2	0
360	80	24	2006	0	0	0.24	0	0	0.18	0	-0.67	0.26	0	0	22769.5	0
360	81	24	2006	1.02	0	0.38	0	0	0.77	0	-0.39	0.26	0	0	22769.8	0
360	82	24	2006	0	0	0.19	0	0	-1.53	0	1.08	0.26	0	0	22770	0
360	83	24	2006	1.78	0	0.03	0	0	-0.29	0	1.78	0.26	0	0	22770.1	0
360	84	24	2006	0.51	0	0.01	0	0	-1.74	0	1.98	0.26	0	0	22770.1	0
360	85	24	2006	0	0	1.53	0	0	0	0	-1.79	0.26	0	0	22771.6	0
360	86	24	2006	0	0	3.59	0	0	0	0	-3.85	0.26	0	0	22775.2	0
360	87	24	2006	0	0	2.45	0	0	0	0	-2.71	0.26	0	0	22777.7	0
360	88	24	2006	0	0	3.36	0	0	0	0	-3.62	0.26	0	0	22781	0
360	89	24	2006	0	0	3.71	0	0	0	0	-3.97	0.26	0	0	22784.7	0
360	90	24	2006	0.25	0	4.52	0	0	0	0	-4.53	0.26	0	0	22789.2	0
360	91	24	2006	10.16	0	2.43	0	0	0	0	7.47	0.26	0	0	22791.7	-0.01
360	92	24	2006	0	0	4.55	0.02	0	0	0	-4.82	0.26	0	0	22796.2	0.01
360	93	24	2006	9.65	0	3.98	0.04	0	0	0	5.41	0.27	0	0	22800.2	0
360	94	24	2006	10.16	0	4.82	0.02	0	0	0	5.11	0.27	0	0	22805	-0.03
360	95	24	2006	0.25	0	2.59	0	0	0	0	-2.6	0.27	0	0	22807.6	-0.01
360	96	24	2006	0.25	0	2.79	0.09	0	0	0	-2.8	0.27	0	0	22810.4	0
360	97	24	2006	6.35	0	1.18	0.01	0	0	0	4.9	0.27	0	0	22811.6	0
360	98	24	2006	0	0	4.26	0	0	0	0	-4.53	0.27	0	0	22815.8	0
360	99	24	2006	0	0	3.25	0.17	0	0	0	-3.53	0.27	0	0	22819.1	0
360	100	24	2006	0	0	3.55	0.31	0	0	0	-3.82	0.27	0	0	22822.6	0
360	101	24	2006	0	0	4.04	0.54	0	0	0	-4.31	0.27	0	0	22826.7	-0.01
360	102	24	2006	0	0	4.71	0.66	0	0	0	-4.99	0.27	0	0	22831.4	0.01
360	103	24	2006	0.76	0	5.09	0.54	0	0	0	-4.6	0.27	0	0	22836.5	0
360	104	24	2006	2.54	0	1.15	0.04	0	0	0	1.13	0.27	0	0	22837.6	-0.01
360	105	24	2006	0	0	4.81	0.62	0	0	0	-5.08	0.27	0	0	22842.4	0
360	106	24	2006	0	0	4.2	0.56	0	0	0	-4.47	0.27	0	0	22846.6	-0.01
360	107	24	2006	0	0	3.45	0.62	0	0	0	-3.72	0.28	0	0	22850.1	0
360	108	24	2006	0	0	4.57	0.93	0	0	0	-4.84	0.28	0	0	22854.7	-0.01
360	109	24	2006	0	0	4.82	1.09	0	0	0	-5.09	0.28	0	0	22859.5	-0.01
360	110	24	2006	0	0	4.23	1.42	0	0	0	-4.5	0.28	0	0	22863.7	-0.01

Attachment D-1
Honeywell
Wastebeds 9-15 SWSR Pre-Design Investigation
SHAW Output Data

RUN	DAY	HR	YR	PRECIP	precip INTRCP	ET	TRANSP	CANOPY chg in storage	SNOW chg in storage	RESIDUE chg in storage	SOIL chg in storage	PERC	RUNOFF	PONDED	Etcum	ERROR
360	111	24	2006	0	0	2.8	2.28	0	0	0	-3.07	0.28	0	0	22866.5	0
360	112	24	2006	31.75	0	1.99	0.37	0	0	0	29.5	0.28	0	0	22868.5	-0.02
360	113	24	2006	2.03	0	2.54	0.34	0	0	0	-0.75	0.28	0	0	22871	-0.04
360	114	24	2006	1.52	0	1.47	0.17	0	0	0	-0.2	0.28	0	0	22872.5	-0.02
360	115	24	2006	0	0	2.43	0.56	0	0	0	-2.67	0.28	0	0	22874.9	-0.03
360	116	24	2006	0	0	5.45	1.28	0	0	0	-5.71	0.28	0	0	22880.4	-0.03
360	117	24	2006	0	0	4.76	1.31	0	0	0	-5.04	0.28	0	0	22885.2	-0.01
360	118	24	2006	0	0	4.16	1.04	0	0	0	-4.46	0.28	0	0	22889.3	0.01
360	119	24	2006	0	0	4.38	1.45	0	0	0	-4.66	0.28	0	0	22893.7	-0.01
360	120	24	2006	0	0	4.91	1.89	0	0	0	-5.17	0.28	0	0	22898.6	-0.02
360	121	24	2006	0	0	5.28	2.14	0	0	0	-5.54	0.29	0	0	22903.9	-0.03
360	122	24	2006	0	0	4.57	1.96	0	0	0	-4.85	0.29	0	0	22908.5	-0.01
360	123	24	2006	0	0	2.02	1.62	0	0	0	-2.3	0.29	0	0	22910.5	-0.01
360	124	24	2006	2.03	0	3.69	1.79	0	0	0	-1.92	0.29	0	0	22914.2	-0.02
360	125	24	2006	0	0	3.51	2.87	0	0	0	-3.77	0.29	0	0	22917.7	-0.03
360	126	24	2006	4.83	0	2.11	0.43	0	0	0	2.44	0.29	0	0	22919.8	-0.02
360	127	24	2006	0	0	4.43	1.95	0	0	0	-4.7	0.29	0	0	22924.2	-0.02
360	128	24	2006	0	0	3.98	3.06	0	0	0	-4.26	0.29	0	0	22928.2	-0.01
360	129	24	2006	0	0	3.52	3.43	0	0	0	-3.79	0.29	0	0	22931.7	-0.01
360	130	24	2006	0	0	3.55	3.6	0	0	0	-3.83	0.29	0	0	22935.3	-0.02
360	131	24	2006	0.25	0	2.55	2.65	0	0	0	-2.58	0.29	0	0	22937.8	-0.01
360	132	24	2006	21.34	0	3.64	1.11	0	0	0	17.41	0.29	0	0	22941.5	-0.02
360	133	24	2006	1.02	0	4.1	1.65	0	0	0	-3.33	0.29	0	0	22945.6	-0.05
360	134	24	2006	0	0	2.99	1.32	0	0	0	-3.24	0.29	0	0	22948.5	-0.04
360	135	24	2006	2.29	0	3.56	1.1	0	0	0	-1.54	0.29	0	0	22952.1	-0.03
360	136	24	2006	0	0	2.72	1.47	0	0	0	-2.99	0.3	0	0	22954.8	-0.02
360	137	24	2006	3.05	0	2.54	0.46	0	0	0	0.22	0.3	0	0	22957.4	-0.01
360	138	24	2006	6.1	0	4	1.26	0	0	0	1.83	0.3	0	0	22961.4	-0.03
360	139	24	2006	0	0	2.78	1.34	0	0	0	-3.05	0.3	0	0	22964.2	-0.03
360	140	24	2006	3.56	0.09	2	0.08	0	0	0	1.18	0.3	0	0	22966.2	-0.01
360	141	24	2006	5.59	0	2.94	0.42	0	0	0	2.45	0.3	0	0	22969.1	-0.01
360	142	24	2006	0	0	3.23	1.62	0	0	0	-3.49	0.3	0	0	22972.3	-0.04
360	143	24	2006	0	0	3.26	2.01	0	0	0	-3.55	0.3	0	0	22975.6	-0.01
360	144	24	2006	0	0	5.67	3.27	0	0	0	-5.95	0.3	0	0	22981.3	-0.02
360	145	24	2006	0	0	4.61	2.82	0	0	0	-4.89	0.3	0	0	22985.9	-0.02
360	146	24	2006	3.56	0	2.47	0.42	0	0	0	0.8	0.3	0	0	22988.3	-0.02
360	147	24	2006	1.78	0	2.2	0.46	0	0	0	-0.69	0.3	0	0	22990.5	-0.04
360	148	24	2006	0	0	3.59	1.39	0	0	0	-3.87	0.3	0	0	22994.1	-0.02
360	149	24	2006	1.27	0	2.93	0.84	0	0	0	-1.94	0.3	0	0	22997.1	-0.02
360	150	24	2006	0	0	1.09	0.85	0	0	0	-1.37	0.3	0	0	22998.1	-0.02
360	151	24	2006	0	0	0.63	0.61	0	0	0	-0.9	0.3	0	0	22998.8	-0.03
360	152	24	2006	0.25	0	0.27	0.38	0	0	0	-0.3	0.3	0	0	22999	-0.02
360	153	24	2006	0	0	0.74	0.45	0	0	0	-1.02	0.31	0	0	22999.8	-0.02
360	154	24	2006	34.54	0.3	1.79	0.09	0	0	0	32.16	0.31	0	0	23001.6	-0.01
360	155	24	2006	1.27	0	2.46	0.66	0	0	0	-1.18	0.31	0	0	23004	-0.01
360	156	24	2006	0	0	5.38	3.66	0	0	0	-5.65	0.31	0	0	23009.4	-0.04
360	157	24	2006	0	0	5.68	3.64	0	0	0	-5.96	0.31	0	0	23015.1	-0.02
360	158	24	2006	1.02	0	3.01	1.61	0	0	0	-2.29	0.31	0	0	23018.1	-0.01
360	159	24	2006	1.02	0	2.1	0.81	0	0	0	-1.37	0.31	0	0	23020.2	-0.03
360	160	24	2006	7.11	0	3.34	0.63	0	0	0	3.5	0.31	0	0	23023.5	-0.03
360	161	24	2006	2.03	0	3.54	1.03	0	0	0	-1.78	0.31	0	0	23027.1	-0.03
360	162	24	2006	0	0	2.95	2.06	0	0	0	-3.23	0.31	0	0	23030	-0.02
360	163	24	2006	0	0	3.04	2.36	0	0	0	-3.35	0.31	0	0	23033.1	0
360	164	24	2006	0	0	4.65	3.31	0	0	0	-4.95	0.31	0	0	23037.7	-0.02
360	165	24	2006	0	0	4.66	3	0	0	0	-4.94	0.31	0	0	23042.4	-0.03
360	166	24	2006	0	0	4.03	1.6	0	0	0	-4.3	0.31	0	0	23046.4	-0.04
360	167	24	2006	0	0	2.18	1	0	0	0	-2.46	0.31	0	0	23048.6	-0.03
360	168	24	2006	8.13	0	4.56	1.46	0	0	0	3.24	0.31	0	0	23053.1	0
360	169	24	2006	0	0	2.75	0.76	0	0	0	-3.03	0.31	0	0	23055.9	-0.03
360	170	24	2006	6.35	0	3.67	0.74	0	0	0	2.39	0.31	0	0	23059.6	-0.02
360	171	24	2006	0	0	2.69	0.71	0	0	0	-2.94	0.31	0	0	23062.2	-0.06
360	172	24	2006	0	0	2.36	0.58	0	0	0	-2.63	0.31	0	0	23064.6	-0.04
360	173	24	2006	0	0	0.81	0.54	0	0	0	-1.12	0.31	0	0	23065.4	-0.01
360	174	24	2006	0	0	0.65	0.51	0	0	0	-0.93	0.31	0	0	23066.1	-0.04
360	175	24	2006	0	0	1	0.6	0	0	0	-1.27	0.32	0	0	23067.1	-0.04
360	176	24	2006	0	0	0.19	0.49	0	0	0	-0.49	0.32	0	0	23067.2	-0.01
360	177	24	2006	14.73	0.53	2	0.1	0	0	0	11.88	0.32	0	0	23069.2	0
360	178	24	2006	33.53	0	3.99	0.72	0	0	0	29.76	0.32	0	0	23073.2	-0.01
360	179	24	2006	16	0	5.97	2.49	0	0	0	9.77	0.32	0	0	23079.2	-0.05
360	180	24	2006	3.3	0	7.1	3.06	0	0	0	-4.06	0.32	0	0	23086.3	-0.06
360	181	24	2006	0	0	6.89	4.91	0	0	0	-7.15	0.32	0	0	23093.2	-0.06
360	182	24	2006	0	0	7.5	5.69	0	0	0	-7.78	0.32	0	0	23100.7	-0.04
360	183	24	2006	20.32	0	6.28	2.88	0	0	0	13.75	0.32	0	0	23107	-0.04
360	184	24	2006	0	0	4.52	3.93	0	0	0	-4.83	0.32	0	0	23111.5	0
360	185	24	2006	17.27	0.14	3.25	0.37	0	0	0	13.57	0.32	0	0	23114.8	-0.01
360	186	24	2006	0	0	6.54	4.54	0	0	0	-6.68	0.32	0	0	23121.3	-0.04
360	187	24	2006	0	0	5.73	4.19	0	0	0	-6	0.32	0	0	23127	-0.05
360	188	24	2006	0	0	6.1	4.78	0	0	0	-6.4	0.32	0	0	23133.1	-0.02
360	189	24	2006	0	0	5.21	4.41	0	0	0	-5.51	0.32	0	0	23138.3	-0.03
360	190	24	2006	0	0	5.3	4.3	0	0	0	-5.59	0.32	0	0	23143.6	-0.02
360	191	24	2006	0	0	5.99	4.9	0	0	0	-6.27	0.32	0	0	23149.6	-0.04
360	192	24	2006	10.67	0	6.14	2.43	0	0	0	4.22	0.32	0	0	23155.8	-0.01
360	193	24	2006	108.97	1.44	1.65	0.14	0	0	0	105.55	0.32	0	0	23157.4	0
360	194	24	2006	0	0	6.66	4.17	0	0	0	-5.51	0.32	0	0	23164.1	-0.02
360	195	24	2006	0	0	5.98	5.22	0	0	0	-6.25	0.32	0	0	23170.1	-0.05
360	196	24	2006	25.65	0	4.87	1.37	0	0	0	20.49	0.32	0	0	23174.9	-0.03
360	197	24	2006	0	0	6.12	5.39	0	0	0	-6.4	0.32	0	0	23181.1	-0.04
360	198	24	2006	0	0	8	6.87	0	0	0	-8.28	0.32	0	0	23189.1	-0.04
360	199	24	2006	0	0	7.31	5.7	0	0	0	-7.53	0.32	0	0	23196.4	-0.09
360	200	24	2006	0	0	6.02	5.19	0	0	0	-6.31	0.32	0	0	23202.4	-0.03
360	201	24	2006	0	0	6.51	5.44	0	0	0	-6.75	0.32	0	0	23208.9	-0.08
360	202	24	2006	3.3	0	5.91	2.57	0	0	0	-2.89	0.32	0	0	23214.8	-0.03
360	203	24	2006	17.78	1.74	1.81	0.15	0	0	0	13.94	0.32	0	0	23216.6	-0.03
360	204	24	2006	0	0	5.64	3.02	0	0	0	-4.2	0.32	0	0	23222.3	-0.02
360	205	24	2006	0	0	6.2	5.11	0	0	0	-6.46	0.32	0	0	23228.5	-0.06
360	206	24	2006	16	0	7.6	3.8	0	0	0	8.11	0.32	0	0	23236.1	-0.02
360	207	24	2006	0	0	5.96	5.17	0	0	0	-6.26	0.32	0	0	23242	-0.02
360	208	24	2006	2.54	0	5.76	3.05	0	0	0	-3.5	0.32	0	0	23247.8	-0.03
360	209	24	2006	12.45	0.13	3.51	0.36	0	0	0	8.5	0.32	0	0	23251.3	-0.01
360	210	24	2006	21.34	0	5.22	1.83	0	0	0	15.97	0.32	0	0	23256.5	-0.04
360	211	24	2006	0	0	5.6	4.31	0	0	0	-5.83	0.32	0	0	23262.1	-0.09
360	212	24	2006	0	0	5.35	4.52	0	0	0	-5.62	0.32	0	0	23267.4	-0.05
360	213	24	2006	0	0	7.31	6.38	0	0	0	-7.64	0.32	0	0	23274.8	0.01

Attachment D-1
Honeywell
Wastebeds 9-15 SWSR Pre-Design Investigation
SHAW Output Data

RUN	DAY	HR	YR	PRECIP	precip INTRCP	ET	TRANSP	CANOPY chg in storage	SNOW chg in storage	RESIDUE chg in storage	SOIL chg in storage	PERC	RUNOFF	PONDED	Etcum	ERROR
360	214	24	2006	2.03	0	6.13	3.79	0	0	0	-4.36	0.32	0	0	23280.9	-0.05
360	215	24	2006	7.37	0	4.48	1.02	0	0	0	2.63	0.32	0	0	23285.4	-0.06
360	216	24	2006	10.67	0	7.38	3.15	0	0	0	3.05	0.32	0	0	23292.7	-0.08
360	217	24	2006	0	0	6.41	4.7	0	0	0	-6.66	0.32	0	0	23299.2	-0.06
360	218	24	2006	0	0	6.07	4.67	0	0	0	-6.32	0.32	0	0	23305.2	-0.06
360	219	24	2006	16.26	0	5.51	2.28	0	0	0	10.41	0.32	0	0	23310.7	0.02
360	220	24	2006	0	0	6.38	4.38	0	0	0	-6.61	0.32	0	0	23317.1	-0.08
360	221	24	2006	0	0	5.69	4.36	0	0	0	-5.93	0.32	0	0	23322.8	-0.07
360	222	24	2006	0.25	0	4.13	3.25	0	0	0	-4.18	0.32	0	0	23326.9	-0.01
360	223	24	2006	0	0	5.6	3.8	0	0	0	-5.83	0.32	0	0	23332.5	-0.08
360	224	24	2006	0	0	5.42	4.02	0	0	0	-5.69	0.32	0	0	23337.9	-0.04
360	225	24	2006	0	0	5.22	3.98	0	0	0	-5.51	0.32	0	0	23343.2	-0.02
360	226	24	2006	1.78	0	4.63	2.55	0	0	0	-3.11	0.32	0	0	23347.8	-0.06
360	227	24	2006	1.27	0	6.7	4.26	0	0	0	-5.71	0.32	0	0	23354.5	-0.03
360	228	24	2006	0	0	4.9	3.68	0	0	0	-5.17	0.32	0	0	23359.4	-0.04
360	229	24	2006	0	0	4.76	3.78	0	0	0	-5.04	0.32	0	0	23364.1	-0.03
360	230	24	2006	0.51	0	5.12	3.8	0	0	0	-4.9	0.32	0	0	23369.2	-0.02
360	231	24	2006	8.64	0.88	1.95	0.19	0	0	0	5.49	0.32	0	0	23371.2	0
360	232	24	2006	6.1	0	4.64	1.23	0	0	0	2.05	0.32	0	0	23375.8	-0.02
360	233	24	2006	0	0	5.53	3.85	0	0	0	-5.78	0.32	0	0	23381.4	-0.07
360	234	24	2006	0	0	4.81	3.6	0	0	0	-5.07	0.32	0	0	23386.2	-0.06
360	235	24	2006	0	0	4.83	3.44	0	0	0	-5.09	0.32	0	0	23391	-0.05
360	236	24	2006	0	0	3.95	2.84	0	0	0	-4.24	0.32	0	0	23394.9	-0.03
360	237	24	2006	1.27	0	1.9	0.6	0	0	0	-0.93	0.32	0	0	23396.8	-0.02
360	238	24	2006	6.86	0	3.07	0.22	0	0	0	3.52	0.32	0	0	23399.9	-0.04
360	239	24	2006	0	0	1.63	1.2	0	0	0	-1.91	0.32	0	0	23401.5	-0.04
360	240	24	2006	0	0	1.62	1.29	0	0	0	-1.9	0.32	0	0	23403.2	-0.04
360	241	24	2006	18.54	1.06	1.54	0.07	0	0	0	15.65	0.32	0	0	23404.7	-0.03
360	242	24	2006	0	0	3.22	1.48	0	0	0	-2.44	0.32	0	0	23407.9	-0.03
360	243	24	2006	0	0	3.66	2.63	0	0	0	-3.92	0.32	0	0	23411.6	-0.06
360	244	24	2006	0	0	3.55	2.51	0	0	0	-3.84	0.32	0	0	23415.1	-0.03
360	245	24	2006	24.64	0.35	2.45	0.14	0	0	0	21.53	0.32	0	0	23417.6	-0.02
360	246	24	2006	1.02	0	2.24	0.83	0	0	0	-1.17	0.32	0	0	23419.8	-0.01
360	247	24	2006	0	0	2.41	1.67	0	0	0	-2.69	0.32	0	0	23422.2	-0.04
360	248	24	2006	0	0	1.2	1.04	0	0	0	-1.51	0.32	0	0	23423.4	-0.01
360	249	24	2006	0.51	0	2.57	1.65	0	0	0	-2.37	0.32	0	0	23426	-0.02
360	250	24	2006	0	0	3.18	2.46	0	0	0	-3.47	0.32	0	0	23429.2	-0.03
360	251	24	2006	0	0	4.14	3.01	0	0	0	-4.42	0.32	0	0	23433.3	-0.04
360	252	24	2006	0	0	2.58	1.7	0	0	0	-2.85	0.32	0	0	23435.9	-0.06
360	253	24	2006	0	0	3.71	2.36	0	0	0	-3.98	0.32	0	0	23439.6	-0.05
360	254	24	2006	0	0	4.13	2.62	0	0	0	-4.41	0.32	0	0	23443.7	-0.04
360	255	24	2006	0	0	3.58	2.44	0	0	0	-3.88	0.32	0	0	23447.3	-0.02
360	256	24	2006	21.84	0.46	1.64	0.06	0	0	0	19.42	0.32	0	0	23449	0
360	257	24	2006	5.59	0.73	1.18	0	0	0	0	3.8	0.32	0	0	23450.1	0.01
360	258	24	2006	0	0	2.17	0.99	0	0	0	-1.72	0.32	0	0	23452.3	-0.04
360	259	24	2006	0	0	1.67	1.09	0	0	0	-1.95	0.32	0	0	23454	-0.05
360	260	24	2006	0	0	3.35	2.37	0	0	0	-3.62	0.32	0	0	23457.3	-0.05
360	261	24	2006	0	0	4.3	2.88	0	0	0	-4.57	0.32	0	0	23461.6	-0.05
360	262	24	2006	1.52	0	2.45	0.92	0	0	0	-1.21	0.32	0	0	23464.1	-0.05
360	263	24	2006	1.52	0	3.06	1.02	0	0	0	-1.81	0.32	0	0	23467.1	-0.04
360	264	24	2006	1.52	0	3.34	1.26	0	0	0	-2.09	0.32	0	0	23470.5	-0.04
360	265	24	2006	0	0	2.74	1.69	0	0	0	-3.02	0.32	0	0	23473.2	-0.04
360	266	24	2006	12.19	0.01	1.63	0.14	0	0	0	10.17	0.32	0	0	23474.8	0.06
360	267	24	2006	4.32	0	3.39	1.12	0	0	0	0.66	0.32	0	0	23478.2	-0.05
360	268	24	2006	1.02	0	3.11	1.21	0	0	0	-2.36	0.32	0	0	23481.3	-0.06
360	269	24	2006	1.78	0	3.36	1.12	0	0	0	-1.85	0.32	0	0	23484.7	-0.05
360	270	24	2006	0	0	3.52	2.09	0	0	0	-3.8	0.32	0	0	23488.2	-0.05
360	271	24	2006	22.1	0	2.26	0.48	0	0	0	19.52	0.32	0	0	23490.5	0
360	272	24	2006	2.54	0	3.22	0.55	0	0	0	-0.94	0.32	0	0	23493.7	-0.07
360	273	24	2006	0.25	0	2.32	1.07	0	0	0	-2.33	0.33	0	0	23496	-0.06
360	274	24	2006	0.25	0	1.65	0.9	0	0	0	-1.72	0.33	0	0	23497.7	0
360	275	24	2006	0	0	2.58	1.27	0	0	0	-2.86	0.33	0	0	23500.2	-0.04
360	276	24	2006	1.27	0	0.91	0.13	0	0	0	0.05	0.33	0	0	23501.1	-0.01
360	277	24	2006	4.83	0	1.6	0.11	0	0	0	2.97	0.33	0	0	23502.7	-0.07
360	278	24	2006	0	0	3	1.05	0	0	0	-3.27	0.33	0	0	23505.7	-0.05
360	279	24	2006	0	0	2.21	0.99	0	0	0	-2.52	0.33	0	0	23507.9	-0.02
360	280	24	2006	0	0	2.28	1.12	0	0	0	-2.58	0.33	0	0	23510.2	-0.02
360	281	24	2006	0	0	2.14	1.24	0	0	0	-2.45	0.33	0	0	23512.4	-0.02
360	282	24	2006	0	0	2.31	1.28	0	0	0	-2.6	0.33	0	0	23514.7	-0.04
360	283	24	2006	0	0	1.78	0.76	0	0	0	-2.07	0.33	0	0	23516.5	-0.04
360	284	24	2006	0	0	1.57	0.52	0	0	0	-1.86	0.33	0	0	23518	-0.04
360	285	24	2006	4.83	0	2.18	0.29	0	0	0	2.38	0.33	0	0	23520.2	-0.06
360	286	24	2006	0	0	3	0.67	0	0	0	-3.27	0.33	0	0	23523.2	-0.06
360	287	24	2006	0.51	0	2.99	0.65	0	0	0	-2.79	0.33	0	0	23526.2	-0.03
360	288	24	2006	0	0	1.89	0.46	0	0	0	-2.21	0.33	0	0	23528.1	-0.02
360	289	24	2006	0	0	2.14	0.72	0	0	0	-2.44	0.33	0	0	23530.3	-0.03
360	290	24	2006	18.54	0	1.36	0.17	0	0	0	16.89	0.33	0	0	23531.6	-0.04
360	291	24	2006	3.05	0	0.84	0.04	0	0	0	1.88	0.33	0	0	23532.5	0
360	292	24	2006	31.75	0	1	0.06	0	0	0	30.48	0.33	0	0	23533.5	-0.05
360	293	24	2006	26.67	0.11	1.29	0	0	0	0	24.97	0.33	0	0	23534.7	-0.03
360	294	24	2006	0	0	2.08	0.26	0	0	0	-2.27	0.33	0	0	23536.8	-0.02
360	295	24	2006	1.02	0	1.17	0.13	0	0	0	-0.46	0.33	0	0	23538	-0.02
360	296	24	2006	2.29	0	2.48	0.09	0	0	0	-0.45	0.33	0	0	23540.5	-0.07
360	297	24	2006	6.86	0	1.54	0.01	0	0	0	5.03	0.33	0	0	23542	-0.04
360	298	24	2006	1.27	0	2.19	0.09	0	0	0	-1.2	0.33	0	0	23544.2	-0.05
360	299	24	2006	1.02	0	1.53	0.04	0	0	0	-0.78	0.33	0	0	23545.7	-0.06
360	300	24	2006	3.56	0	1.71	0.05	0	0	0	1.53	0.33	0	0	23547.4	-0.02
360	301	24	2006	32.26	0	0.97	0.01	0	0	0	30.97	0.33	0	0	23548.4	-0.01
360	302	24	2006	0.25	0	6.71	0.04	0	0	0	-6.73	0.33	0	0	23555.1	-0.05
360	303	24	2006	0	0	3.44	0.04	0	0	0	-3.77	0.33	0	0	23558.6	0
360	304	24	2006	0.51	0	0.94	0.03	0	0	0	-0.76	0.33	0	0	23559.5	0
360	305	24	2006	0	0	2.18	0	0	0	0	-2.5	0.33	0	0	23561.7	0
360	306	24	2006	0	0	2.95	0	0	0	0	-3.28	0.33	0	0	23564.6	0
360	307	24	2006	0	0	2.42	0	0	0	0	-2.74	0.33	0	0	23567.1	0
360	308	24	2006	0	0	2.27	0	0	0	0	-2.6	0.33	0	0	23569.3	0
360	309	24	2006	0	0	1.07	0	0	0	0	-1.4	0.33	0	0	23570.4	0
360	310	24	2006	0	0	1.69	0	0	0	0	-2.02	0.33	0	0	23572.1	0
360	311	24	2006	2.03	0	1.35	0	0	0	0	0.35	0.33	0	0	23573.4	0
360	312	24	2006	1.27	0	0.46	0	0	0	0	0.49	0.33	0	0	23573.9	0
360	313	24	2006	0	0	1.24	0	0	0	0	-1.57	0.33	0	0	23575.1	0
360	314	24	2006	0	0	1.88	0	0	0	0	-2.21	0.33	0	0	23577	0
360	315	24	2006	18.29	0	0.52	0	0	0	0	17.44	0.33	0	0	23577.5	0
360	316	24	2006	4.32	0	0.98	0	0	0	0	3.01	0.33	0	0	23578.5	0

Attachment D-1
Honeywell
Wastebeds 9-15 SWSR Pre-Design Investigation
SHAW Output Data

RUN	DAY	HR	YR	PRECIP	precip INTRCP	ET	TRANSP	CANOPY chg in storage	SNOW chg in storage	RESIDUE chg in storage	SOIL chg in storage	PERC	RUNOFF	PONDED	Etcum	ERROR
360	317	24	2006	1.02	0	0.35	0	0	0	0	0.34	0.33	0	0	23578.9	0
360	318	24	2006	13.21	0	0.3	0	0	0	0	12.59	0.32	0	0	23579.2	0
360	319	24	2006	1.52	0	0.36	0	0	0	0	0.84	0.32	0	0	23579.5	0
360	320	24	2006	15.49	0	0.67	0	0	0	0	14.5	0.32	0	0	23580.2	0
360	321	24	2006	1.52	0	2.58	0	0	0	0	-1.38	0.32	0	0	23582.8	0
360	322	24	2006	1.02	0	1.31	0	0	0	0	-0.62	0.32	0	0	23584.1	0
360	323	24	2006	0.51	0	0.83	0	0	0	0	-0.65	0.32	0	0	23584.9	0
360	324	24	2006	1.02	0	1.18	0	0	0	0	-0.49	0.32	0	0	23586.1	0
360	325	24	2006	0	0	1.32	0	0	0	0	-1.64	0.32	0	0	23587.4	0
360	326	24	2006	0	0	0.7	0	0	0	0	-1	0.32	0	0	23588.1	-0.02
360	327	24	2006	0	0	0.88	0	0	0	0	-1.18	0.32	0	0	23589	-0.02
360	328	24	2006	0	0	1.08	0	0	0	0	-1.4	0.32	0	0	23590.1	0
360	329	24	2006	0	0	0.99	0	0	0	0	-1.31	0.32	0	0	23591.1	0
360	330	24	2006	0	0	0.51	0	0	0	0	-0.83	0.32	0	0	23591.6	0
360	331	24	2006	0	0	0.23	0	0	0	0	-0.55	0.32	0	0	23591.8	0
360	332	24	2006	0	0	0.38	0	0	0	0	-0.71	0.32	0	0	23592.2	0
360	333	24	2006	0	0	0.71	0	0	0	0	-1.04	0.32	0	0	23592.9	0
360	334	24	2006	4.83	0	0.87	0	0	0	0	3.64	0.32	0	0	23593.8	0
360	335	24	2006	32.51	0	1.79	0	0	0	0	30.4	0.32	0	0	23595.6	0
360	336	24	2006	0	0	5.48	0	0	0	0	-5.8	0.32	0	0	23601	0
360	337	24	2006	0	0	2.33	0	0	0	0	-2.65	0.32	0	0	23603.4	0
360	338	24	2006	0.25	0	2.16	0	0	0	0	-2.48	0.32	0	0.25	23605.5	0
360	339	24	2006	0	0	1.73	0	0	0	0	-2.05	0.32	0	0.25	23607.2	0
360	340	24	2006	0	0	1.91	0	0	0	0	-1.98	0.32	0	0	23609.2	0
360	341	24	2006	1.52	0	0.93	0	0	0	0	-0.97	0.32	0.86	0.38	23610.1	0
360	342	24	2006	3.05	0	0.45	0	0	3.45	0	-0.8	0.32	0	0	23610.5	0
360	343	24	2006	0	0	0.25	0	0	-0.06	0	-0.51	0.32	0	0	23610.8	0
360	344	24	2006	0	0	0	0	0	0.28	0	-0.6	0.32	0	0	23610.8	0
360	345	24	2006	0.76	0	-0.04	0	0	-1.6	0	0.64	0.32	1.44	0	23610.8	0
360	346	24	2006	0	0	-0.38	0	0	-2.07	0	0.05	0.32	2.08	0	23610.4	0
360	347	24	2006	0.76	0	0.52	0	0	0	0	-0.08	0.32	0	0	23610.9	0
360	348	24	2006	0	0	0.9	0	0	0	0	-1.22	0.32	0	0	23611.8	0
360	349	24	2006	0	0	2.17	0	0	0	0	-2.49	0.32	0	0	23614	0
360	350	24	2006	0	0	1.5	0	0	0	0	-1.82	0.32	0	0	23615.5	0
360	351	24	2006	1.52	0	0.28	0	0	0	0	0.92	0.32	0	0	23615.7	0
360	352	24	2006	0	0	1.13	0	0	0	0	-1.46	0.32	0	0	23616.9	0
360	353	24	2006	0.25	0	1.79	0	0	0	0	-1.86	0.32	0	0	23618.7	0
360	354	24	2006	0	0	1.58	0	0	0	0	-1.91	0.32	0	0	23620.3	0
360	355	24	2006	0	0	1.37	0	0	0	0	-1.69	0.32	0	0	23621.6	0
360	356	24	2006	19.05	0	0.42	0	0	0	0	18.31	0.33	0	0	23622	0
360	357	24	2006	4.57	0	0.65	0	0	0	0	3.6	0.33	0	0	23622.7	0
360	358	24	2006	0.51	0	2.22	0	0	0	0	-2.04	0.33	0	0	23624.9	0
360	359	24	2006	22.1	0	0.85	0	0	0	0	20.93	0.33	0	0	23625.8	0
360	360	24	2006	3.81	0	0.43	0	0	0	0	3.06	0.33	0	0	23626.2	0
360	361	24	2006	1.27	0	0.67	0	0	0	0	0.27	0.33	0	0	23626.9	0
360	362	24	2006	0	0	0.65	0	0	0	0	-0.98	0.33	0	0	23627.5	0
360	363	24	2006	0	0	1.43	0	0	0	0	-1.75	0.33	0	0	23628.9	-0.01
360	364	24	2006	2.03	0	1.15	0	0	0	0	-1.48	0.33	2.03	0	23630.1	0
360	365	24	2006	0.51	0	0.49	0	0	0	0	-0.81	0.33	0.51	0	23630.6	-0.02
360	1	24	2007	2.79	0	0.65	0	0	0	0	1.81	0.33	0	0	23631.2	0
360	2	24	2007	0	0	2.45	0	0	0	0	-2.78	0.33	0	0	23633.7	0
360	3	24	2007	0	0	1.12	0	0	0	0	-1.43	0.33	0	0	23634.8	-0.02
360	4	24	2007	0.76	0	0.85	0	0	0	0	-0.4	0.33	0	0	23635.7	-0.01
360	5	24	2007	27.94	0	-0.01	0	0	0	0	27.63	0.33	0	0	23635.7	0
360	6	24	2007	9.91	0	1.24	0	0	0	0	8.34	0.33	0	0	23636.9	-0.01
360	7	24	2007	4.57	0	2.25	0	0	0	0	1.99	0.33	0	0	23639.1	0
360	8	24	2007	11.94	0	1.87	0	0	0	0	9.74	0.33	0	0	23641	0
360	9	24	2007	0.25	0	2.69	0	0	0	0	-2.77	0.33	0	0	23643.7	0
360	10	24	2007	3.3	0	1.28	0	0	3.23	0	-1.54	0.33	0	0	23645	0
360	11	24	2007	0.25	0	0.1	0	0	0.45	0	-0.63	0.33	0	0	23645.1	0
360	12	24	2007	1.02	0	-0.13	0	0	-3.68	0	-0.23	0.33	4.63	0.09	23645	0
360	13	24	2007	7.37	0	0.15	0	0	0	0	-0.46	0.33	7.45	0	23645.1	-0.01
360	14	24	2007	3.56	0	0.38	0	0	3.64	0	-0.8	0.33	0	0	23645.5	0
360	15	24	2007	17.02	0	0.04	0	0	17.12	0	-0.47	0.33	0	0	23645.5	0
360	16	24	2007	0.51	0	0.07	0	0	0.58	0	-0.47	0.33	0	0	23645.6	0
360	17	24	2007	0	0	0	0	0	0.24	0	-0.57	0.33	0	0	23645.6	0
360	18	24	2007	0	0	0.03	0	0	0.14	0	-0.51	0.33	0	0	23645.6	0
360	19	24	2007	2.03	0	0.11	0	0	1.99	0	-0.4	0.33	0	0	23645.7	0
360	20	24	2007	0.25	0	0.16	0	0	0.24	0	-0.49	0.34	0	0	23645.9	0
360	21	24	2007	0	0	0.05	0	0	0.18	0	-0.57	0.34	0	0	23645.9	0
360	22	24	2007	2.03	0	0.09	0	0	2.08	0	-0.47	0.34	0	0	23646	0
360	23	24	2007	1.02	0	-0.04	0	0	1.16	0	-0.44	0.34	0	0	23646	0
360	24	24	2007	0	0	0.04	0	0	0.05	0	-0.43	0.34	0	0	23646	0
360	25	24	2007	0.51	0	-0.02	0	0	0.72	0	-0.53	0.34	0	0	23646	0
360	26	24	2007	1.52	0	0	0	0	1.69	0	-0.51	0.34	0	0	23646	0
360	27	24	2007	2.03	0	0.01	0	0	2.12	0	-0.44	0.34	0	0	23646	0
360	28	24	2007	0	0	0.08	0	0	-0.02	0	-0.4	0.34	0	0	23646.1	0
360	29	24	2007	0.76	0	0.03	0	0	0.82	0	-0.43	0.34	0	0	23646.1	0
360	30	24	2007	0.76	0	-0.04	0	0	0.89	0	-0.43	0.34	0	0	23646.1	0
360	31	24	2007	1.52	0	0.04	0	0	1.55	0	-0.41	0.34	0	0	23646.1	0
360	32	24	2007	0	0	0.03	0	0	0.04	0	-0.41	0.34	0	0	23646.2	0
360	33	24	2007	4.32	0	0.09	0	0	4.27	0	-0.38	0.34	0	0	23646.3	0
360	34	24	2007	0	0	0.51	0	0	-0.43	0	-0.42	0.34	0	0	23646.8	0
360	35	24	2007	0	0	0.3	0	0	-0.17	0	-0.47	0.34	0	0	23647.1	0
360	36	24	2007	0	0	0.59	0	0	-0.45	0	-0.48	0.34	0	0	23647.7	0
360	37	24	2007	0	0	0.36	0	0	-0.25	0	-0.46	0.34	0	0	23648	0
360	38	24	2007	0.51	0	0.5	0	0	0.13	0	-0.46	0.34	0	0	23648.5	0
360	39	24	2007	0.25	0	0.56	0	0	-0.22	0	-0.44	0.34	0	0	23649.1	0
360	40	24	2007	1.27	0	0.27	0	0	1.08	0	-0.42	0.34	0	0	23649.3	0
360	41	24	2007	0	0	0.32	0	0	-0.25	0	-0.41	0.34	0	0	23649.7	0
360	42	24	2007	0	0	0.37	0	0	-0.29	0	-0.43	0.35	0	0	23650	0
360	43	24	2007	0.25	0	0.16	0	0	0.17	0	-0.43	0.35	0	0	23650.2	0
360	44	24	2007	3.05	0	0.05	0	0	3.1	0	-0.45	0.35	0	0	23650.3	0
360	45	24	2007	22.1	0	0.04	0	0	22.13	0	-0.41	0.35	0	0	23650.3	0
360	46	24	2007	4.57	0	0.11	0	0	4.49	0	-0.38	0.35	0	0	23650.4	0
360	47	24	2007	3.3	0	0.2	0	0	3.12	0	-0.37	0.35	0	0	23650.6	0
360	48	24	2007	0.25	0	-0.03	0	0	0.31	0	-0.37	0.35	0	0	23650.6	0
360	49	24	2007	1.02	0	-0.06	0	0	1.1	0	-0.37	0.35	0	0	23650.5	0
360	50	24	2007	0.51	0	-0.01	0	0	0.55	0	-0.38	0.35	0	0	23650.5	0
360	51	24	2007	3.05	0	0.05	0	0	3.03	0	-0.38	0.35	0	0	23650.6	0
360	52	24	2007	0	0	-0.07	0	0	0.07	0	-0.36	0.35	0	0	23650.5	0
360	53	24	2007	5.33	0	0.06	0	0	5.29	0	-0.37	0.35	0	0	23650.6	0
360	54	24	2007	0	0	0.47	0	0	-0.46	0	-0.36	0.35	0	0	23651	0

Attachment D-1
Honeywell
Wastebeds 9-15 SWSR Pre-Design Investigation
SHAW Output Data

RUN	DAY	HR	YR	PRECIP	precip INTRCP	ET	TRANSP	CANOPY chg in storage	SNOW chg in storage	RESIDUE chg in storage	SOIL chg in storage	PERC	RUNOFF	PONDED	Etcum	ERROR
360	55	24	2007	0	0	0.12	0	0	-0.08	0	-0.39	0.35	0	0	23651.1	0
360	56	24	2007	3.56	0	0.01	0	0	3.59	0	-0.4	0.35	0	0	23651.2	0
360	57	24	2007	4.57	0	0.08	0	0	4.52	0	-0.38	0.35	0	0	23651.2	0
360	58	24	2007	0.51	0	0.06	0	0	0.46	0	-0.37	0.35	0	0	23651.3	0
360	59	24	2007	0	0	0.05	0	0	-0.03	0	-0.38	0.35	0	0	23651.3	0
360	60	24	2007	0.51	0	0.27	0	0	0.27	0	-0.39	0.35	0	0	23651.6	0
360	61	24	2007	32.77	0	-0.05	0	0	0.8	0	-0.35	0.35	32.01	0	23651.6	0
360	62	24	2007	0.51	0	0.2	0	0	-2.99	0	-0.33	0.35	3.28	0	23651.8	0
360	63	24	2007	0.25	0	0.6	0	0	-0.94	0	-0.31	0.35	0.55	0	23652.4	0
360	64	24	2007	0.51	0	0.33	0	0	0.2	0	-0.37	0.36	0	0	23652.7	0
360	65	24	2007	0.25	0	0.3	0	0	0.02	0	-0.42	0.36	0	0	23653	0
360	66	24	2007	0.25	0	0.09	0	0	0.24	0	-0.43	0.36	0	0	23653.1	0
360	67	24	2007	1.02	0	0.07	0	0	1.01	0	-0.43	0.36	0	0	23653.2	0
360	68	24	2007	0	0	0.13	0	0	-0.08	0	-0.41	0.36	0	0	23653.3	0
360	69	24	2007	2.54	0	0.1	0	0	2.46	0	-0.38	0.36	0	0	23653.4	0
360	70	24	2007	0	0	0.15	0	0	-0.97	0	-0.35	0.36	0.82	0	23653.5	0
360	71	24	2007	0	0	0.06	0	0	-2	0	-0.33	0.36	1.91	0	23653.6	0
360	72	24	2007	0	0	0.04	0	0	-11.08	0	-0.29	0.36	10.97	0	23653.6	0
360	73	24	2007	8.38	0	-1.05	0	0	-41.97	0	-0.27	0.36	51.31	0	23652.6	0
360	74	24	2007	9.14	0	0.1	0	0	-13.14	0	0.01	0.36	21.82	0	23652.7	0
360	75	24	2007	4.06	0	0.51	0	0	3.53	0	-0.44	0.36	0.1	0	23653.2	0
360	76	24	2007	2.03	0	0.24	0	0	1.86	0	-0.43	0.36	0	0	23653.4	0
360	77	24	2007	1.52	0	0.79	0	0	0.78	0	-0.41	0.36	0	0	23654.2	0
360	78	24	2007	0	0	0.37	0	0	-0.45	0	-0.39	0.36	0.11	0	23654.6	0
360	79	24	2007	0.25	0	0.6	0	0	-0.63	0	-0.42	0.36	0.33	0	23655.2	0
360	80	24	2007	0.25	0	0.31	0	0	-1.2	0	-0.44	0.36	1.23	0	23655.5	0
360	81	24	2007	2.54	0	-0.58	0	0	-25.77	0	-0.2	0.36	28.72	0	23654.9	0
360	82	24	2007	0	0	3.5	0	0	0	0	-3.86	0.36	0	0	23658.4	0
360	83	24	2007	8.38	0	1.41	0	0	0	0	6.6	0.36	0	0	23659.8	0
360	84	24	2007	0	0	1.46	0	0	0	0	-1.83	0.36	0	0	23661.3	0
360	85	24	2007	29.21	0	0.83	0	0	0	0	28.02	0.36	0	0	23662.1	0
360	86	24	2007	0.25	0	0.94	0	0	0	0	-1.05	0.36	0	0	23663.1	0
360	87	24	2007	0.25	0	4.97	0	0	0	0	-5.08	0.36	0	0	23668	0
360	88	24	2007	0	0	4.64	0	0	0	0	-5	0.37	0	0	23672.7	0
360	89	24	2007	0	0	2.61	0	0	0	0	-2.97	0.37	0	0	23675.3	-0.01
360	90	24	2007	0	0	3.35	0	0	0	0	-3.72	0.37	0	0	23678.6	0
360	91	24	2007	12.7	0	2.29	0	0	0	0	10.04	0.37	0	0	23680.9	0
360	92	24	2007	0.76	0	2.66	0.02	0	0	0	-2.27	0.37	0	0	23683.6	0.01
360	93	24	2007	0.25	0	3.64	0.04	0	0	0	-3.76	0.37	0	0	23687.2	0
360	94	24	2007	12.95	0	2.23	0	0	0	0	10.37	0.37	0	0	23689.5	-0.01
360	95	24	2007	0.76	0	3.41	0	0	0	0	-3.02	0.37	0	0	23692.9	0
360	96	24	2007	0	0	4.13	0	0	0	0	-4.5	0.37	0	0	23697	0
360	97	24	2007	0.25	0	2.49	0	0	0	0	-2.6	0.37	0	0	23699.5	0
360	98	24	2007	0.25	0	2.52	0	0	0	0	-2.63	0.37	0	0	23702	0
360	99	24	2007	0.25	0	2.01	0	0	0	0	-2.11	0.37	0	0	23704	-0.01
360	100	24	2007	0.25	0	3.48	0	0	0	0	-3.59	0.37	0	0	23707.5	-0.01
360	101	24	2007	0	0	3.26	0.23	0	0	0	-3.63	0.37	0	0	23710.7	0
360	102	24	2007	7.62	0	1.21	0.02	0	0	0	6.04	0.37	0	0	23711.9	0
360	103	24	2007	2.03	0	1.75	0	0	0	0	-0.05	0.37	0	0	23713.7	-0.04
360	104	24	2007	0	0	2.49	0.21	0	0	0	-2.86	0.37	0	0	23716.2	-0.01
360	105	24	2007	15.75	0.17	0.79	0	0	0	0	14.4	0.37	0	0	23717	0.02
360	106	24	2007	21.34	0.1	1.04	0	0	0	0	19.99	0.37	0	0	23718	0
360	107	24	2007	4.57	0	1.64	0	0	0	0	2.68	0.37	0	0	23719.7	-0.02
360	108	24	2007	0	0	3.12	0.61	0	0	0	-3.49	0.37	0	0	23722.8	0
360	109	24	2007	0	0	3.69	0.88	0	0	0	-4.05	0.37	0	0	23726.5	-0.01
360	110	24	2007	0	0	4.52	1.13	0	0	0	-4.88	0.38	0	0	23731	-0.02
360	111	24	2007	0	0	4.13	1.25	0	0	0	-4.48	0.38	0	0	23735.1	-0.02
360	112	24	2007	0.25	0	4.43	1.42	0	0	0	-4.54	0.38	0	0	23739.6	-0.01
360	113	24	2007	10.41	0	5.7	1.46	0	0	0	4.37	0.38	0	0	23745.3	-0.03
360	114	24	2007	0	0	6.13	1.39	0	0	0	-6.48	0.38	0	0	23751.4	-0.03
360	115	24	2007	5.59	0.02	1.42	0.02	0	0	0	3.77	0.38	0	0	23752.8	0
360	116	24	2007	0.25	0	3.95	1.08	0	0	0	-4.03	0.38	0	0	23756.8	-0.02
360	117	24	2007	9.4	0	2.6	0.64	0	0	0	6.44	0.38	0	0	23759.4	-0.02
360	118	24	2007	2.03	0	1.78	0.17	0	0	0	-0.1	0.38	0	0	23761.1	-0.02
360	119	24	2007	1.27	0	4.1	1.12	0	0	0	-3.19	0.38	0	0	23765.2	-0.02
360	120	24	2007	1.78	0	6.07	1.28	0	0	0	-4.63	0.38	0	0	23771.3	-0.04
360	121	24	2007	0.51	0	3.04	1.12	0	0	0	-2.91	0.38	0	0	23774.3	0
360	122	24	2007	0	0	5.06	1.7	0	0	0	-5.44	0.38	0	0	23779.4	0
360	123	24	2007	0	0	4.66	1.73	0	0	0	-5.03	0.38	0	0	23784.1	-0.01
360	124	24	2007	0	0	4.88	1.88	0	0	0	-5.25	0.38	0	0	23789	-0.02
360	125	24	2007	0	0	5.49	2.11	0	0	0	-5.87	0.38	0	0	23794.4	0
360	126	24	2007	0	0	5.21	1.96	0	0	0	-5.58	0.38	0	0	23799.7	-0.01
360	127	24	2007	0	0	4.26	2.11	0	0	0	-4.63	0.38	0	0	23803.9	-0.01
360	128	24	2007	0	0	5.55	2.78	0	0	0	-5.88	0.38	0	0	23809.5	-0.05
360	129	24	2007	0	0	4.71	2.62	0	0	0	-5.08	0.38	0	0	23814.2	-0.02
360	130	24	2007	1.02	0	3.12	1.46	0	0	0	-2.48	0.38	0	0	23817.3	-0.01
360	131	24	2007	0	0	4.1	1.9	0	0	0	-4.45	0.38	0	0	23821.4	-0.03
360	132	24	2007	0	0	5.89	2.38	0	0	0	-6.26	0.38	0	0	23827.3	-0.02
360	133	24	2007	0	0	5.43	2.2	0	0	0	-5.79	0.38	0	0	23832.7	-0.02
360	134	24	2007	0	0	5.24	2.63	0	0	0	-5.61	0.38	0	0	23838	-0.01
360	135	24	2007	0.51	0	6.12	3.72	0	0	0	-6	0.38	0	0	23844.1	0.01
360	136	24	2007	7.37	0	2.19	0.22	0	0	0	4.81	0.38	0	0	23846.3	-0.02
360	137	24	2007	0	0	3.84	1.68	0	0	0	-4.2	0.39	0	0	23850.1	-0.02
360	138	24	2007	0	0	3.5	1.6	0	0	0	-3.88	0.39	0	0	23853.6	0
360	139	24	2007	0	0	5.05	2.64	0	0	0	-5.41	0.39	0	0	23858.7	-0.02
360	140	24	2007	0.25	0	2.54	1.43	0	0	0	-2.66	0.39	0	0	23861.2	-0.01
360	141	24	2007	0	0	5.55	2.83	0	0	0	-5.92	0.39	0	0	23866.7	-0.02
360	142	24	2007	0	0	4.81	3.2	0	0	0	-5.18	0.39	0	0	23871.6	-0.02
360	143	24	2007	0	0	4.77	4.3	0	0	0	-5.16	0.39	0	0	23876.3	0
360	144	24	2007	0	0	4.75	4.74	0	0	0	-5.13	0.39	0	0	23881.1	-0.01
360	145	24	2007	1.78	0	5.34	3.83	0	0	0	-3.93	0.39	0	0	23886.4	-0.02
360	146	24	2007	0	0	5.09	4.79	0	0	0	-5.46	0.39	0	0	23891.5	-0.02
360	147	24	2007	8.89	0	3.8	1.71	0	0	0	4.7	0.39	0	0	23895.3	0.01
360	148	24	2007	0	0	6.55	3.47	0	0	0	-6.9	0.39	0	0	23901.9	-0.04
360	149	24	2007	0	0	5.25	2.92	0	0	0	-5.62	0.39	0	0	23907.1	-0.02
360	150	24	2007	0	0	3.41	2.18	0	0	0	-3.79	0.39	0	0	23910.5	-0.01
360	151	24	2007	0	0	1.17	1.17	0	0	0	-1.55	0.39	0	0	23911.7	-0.02
360	152	24	2007	0	0	0.72	0.73	0	0	0	-1.1	0.39	0	0	23912.4	-0.01
360	153	24	2007	0	0	0.84	0.7	0	0	0	-1.19	0.39	0	0	23913.3	-0.04
360	154	24	2007	1.52	0	1.5	0.43	0	0	0	-0.35	0.39	0	0	23914.8	-0.02
360	155	24	2007	18.8	0.31	2.15	0.1	0	0	0	15.96	0.39	0	0	23916.9	-0.01
360	156	24	2007	7.37	0	4.41	1.22	0	0	0	2.88	0.39	0	0	23921.3	-0.01
360	157	24	2007	0	0	5.21	2.8	0	0	0	-5.56	0.39	0	0	23926.5	-0.04

Attachment D-1
Honeywell
Wastebeds 9-15 SWSR Pre-Design Investigation
SHAW Output Data

RUN	DAY	HR	YR	PRECIP	precip INTRCP	ET	TRANSP	CANOPY chg in storage	SNOW chg in storage	RESIDUE chg in storage	SOIL chg in storage	PERC	RUNOFF	PONDED	Etcum	ERROR
360	158	24	2007	0	0	5.34	3.77	0	0	0	-5.71	0.39	0	0	23931.9	-0.02
360	159	24	2007	4.32	0	6.76	3.27	0	0	0	-2.82	0.39	0	0	23938.6	-0.02
360	160	24	2007	0.25	0	4.25	1.8	0	0	0	-4.34	0.39	0	0	23942.9	-0.04
360	161	24	2007	0	0	3.28	1.24	0	0	0	-3.64	0.39	0	0	23946.1	-0.03
360	162	24	2007	0	0	1.41	0.86	0	0	0	-1.78	0.39	0	0	23947.6	-0.02
360	163	24	2007	0	0	0.81	0.77	0	0	0	-1.19	0.39	0	0	23948.4	-0.01
360	164	24	2007	0	0	0.7	0.67	0	0	0	-1.08	0.39	0	0	23949.1	-0.01
360	165	24	2007	0	0	0.67	0.56	0	0	0	-1.03	0.39	0	0	23949.7	-0.04
360	166	24	2007	0	0	0.65	0.57	0	0	0	-1.04	0.39	0	0	23950.4	-0.01
360	167	24	2007	0	0	0.66	0.58	0	0	0	-1.03	0.39	0	0	23951.1	-0.02
360	168	24	2007	1.02	0	1.33	0.51	0	0	0	-0.69	0.39	0	0	23952.4	-0.01
360	169	24	2007	0	0	0.95	0.61	0	0	0	-1.31	0.39	0	0	23953.3	-0.03
360	170	24	2007	10.16	0	4.27	1.57	0	0	0	5.54	0.39	0	0	23957.6	-0.05
360	171	24	2007	7.11	0	7.79	2.94	0	0	0	-1.01	0.39	0	0	23965.4	-0.06
360	172	24	2007	0.25	0	3.48	1.45	0	0	0	-3.59	0.39	0	0	23968.9	-0.02
360	173	24	2007	0	0	2.12	0.46	0	0	0	-2.48	0.39	0	0	23971	-0.04
360	174	24	2007	0	0	1.66	0.55	0	0	0	-2.02	0.39	0	0	23972.7	-0.03
360	175	24	2007	0	0	0.68	0.61	0	0	0	-1.08	0.39	0	0	23973.3	0
360	176	24	2007	0	0	0.69	0.62	0	0	0	-1.08	0.39	0	0	23974	-0.01
360	177	24	2007	0	0	0.54	0.6	0	0	0	-0.91	0.39	0	0	23974.6	-0.03
360	178	24	2007	6.6	0	3.8	0.54	0	0	0	2.45	0.4	0	0	23978.4	-0.04
360	179	24	2007	0	0	2.19	0.51	0	0	0	-2.53	0.4	0	0	23980.6	-0.06
360	180	24	2007	0	0	2.08	0.55	0	0	0	-2.42	0.4	0	0	23982.6	-0.05
360	181	24	2007	0	0	0.7	0.55	0	0	0	-1.08	0.4	0	0	23983.3	-0.01
360	182	24	2007	0	0	0.48	0.51	0	0	0	-0.84	0.4	0	0	23983.8	-0.03
360	183	24	2007	0	0	0.66	0.54	0	0	0	-1.03	0.4	0	0	23984.5	-0.03
360	184	24	2007	0	0	0.83	0.6	0	0	0	-1.2	0.4	0	0	23985.3	-0.03
360	185	24	2007	1.78	0	1.12	0.27	0	0	0	0.26	0.4	0	0	23986.4	0
360	186	24	2007	0.25	0	1.01	0.5	0	0	0	-1.14	0.4	0	0	23987.4	-0.01
360	187	24	2007	0	0	1	0.58	0	0	0	-1.34	0.4	0	0	23988.4	-0.05
360	188	24	2007	0	0	0.74	0.58	0	0	0	-1.1	0.4	0	0	23989.2	-0.04
360	189	24	2007	24.64	0	4.32	1.21	0	0	0	19.94	0.4	0	0	23993.5	-0.01
360	190	24	2007	0.25	0	6.74	5.51	0	0	0	-6.86	0.4	0	0	24000.2	-0.03
360	191	24	2007	0	0	5.56	4.64	0	0	0	-5.9	0.4	0	0	24005.8	-0.06
360	192	24	2007	7.37	0	4.89	1.26	0	0	0	2.12	0.4	0	0	24010.7	-0.05
360	193	24	2007	0	0	5.75	3.87	0	0	0	-6.08	0.4	0	0	24016.4	-0.07
360	194	24	2007	5.08	0	4.88	1.05	0	0	0	-0.17	0.4	0	0	24021.3	-0.02
360	195	24	2007	0.51	0	2.61	1.31	0	0	0	-2.45	0.4	0	0	24023.9	-0.05
360	196	24	2007	2.54	0	3.38	0.51	0	0	0	-1.22	0.4	0	0	24027.3	-0.02
360	197	24	2007	0	0	1.61	0.76	0	0	0	-1.97	0.4	0	0	24028.9	-0.03
360	198	24	2007	0.51	0	2	0.72	0	0	0	-1.85	0.4	0	0	24030.9	-0.04
360	199	24	2007	5.33	0	3.43	0.14	0	0	0	1.5	0.4	0	0	24034.3	0
360	200	24	2007	15.49	0.31	3.18	0.1	0	0	0	11.62	0.4	0	0	24037.5	-0.01
360	201	24	2007	15.49	0	4.68	0.49	0	0	0	10.76	0.4	0	0	24042.2	-0.03
360	202	24	2007	0	0	6.44	5.2	0	0	0	-6.77	0.4	0	0	24048.6	-0.07
360	203	24	2007	0	0	5.03	4.49	0	0	0	-5.41	0.4	0	0	24053.7	-0.02
360	204	24	2007	4.83	0.5	3.09	0.26	0	0	0	0.87	0.4	0	0	24056.8	-0.03
360	205	24	2007	3.3	0	4	0.41	0	0	0	-0.56	0.4	0	0	24060.8	-0.03
360	206	24	2007	0	0	4.78	4.21	0	0	0	-5.13	0.4	0	0	24065.5	-0.05
360	207	24	2007	0	0	5.64	4.57	0	0	0	-6.01	0.4	0	0	24071.2	-0.03
360	208	24	2007	4.32	0	3.5	0.28	0	0	0	0.45	0.4	0	0	24074.7	-0.03
360	209	24	2007	0	0	3.29	2.35	0	0	0	-3.64	0.4	0	0	24078	-0.05
360	210	24	2007	0	0	2.23	1.19	0	0	0	-2.58	0.4	0	0	24080.2	-0.06
360	211	24	2007	0	0	2.22	0.84	0	0	0	-2.55	0.4	0	0	24082.4	-0.07
360	212	24	2007	0	0	1.6	0.65	0	0	0	-1.95	0.4	0	0	24084	-0.04
360	213	24	2007	0	0	0.94	0.64	0	0	0	-1.33	0.4	0	0	24085	-0.01
360	214	24	2007	0	0	0.67	0.6	0	0	0	-1.04	0.4	0	0	24085.6	-0.03
360	215	24	2007	0	0	0.46	0.53	0	0	0	-0.83	0.4	0	0	24086.1	-0.02
360	216	24	2007	0	0	0.64	0.49	0	0	0	-0.97	0.4	0	0	24086.7	-0.06
360	217	24	2007	0	0	0.67	0.49	0	0	0	-1.03	0.4	0	0	24087.4	-0.04
360	218	24	2007	0	0	0.02	0.46	0	0	0	-0.45	0.4	0	0	24087.4	0.02
360	219	24	2007	2.03	0	2.05	0.35	0	0	0	-0.4	0.4	0	0	24089.5	-0.02
360	220	24	2007	0.25	0	0.93	0.45	0	0	0	-1.04	0.4	0	0	24090.4	-0.03
360	221	24	2007	0	0	0.93	0.48	0	0	0	-1.27	0.4	0	0	24091.3	-0.05
360	222	24	2007	5.84	0	3.03	0.1	0	0	0	2.43	0.4	0	0	24094.4	-0.01
360	223	24	2007	0	0	1.84	0.46	0	0	0	-2.17	0.4	0	0	24096.2	-0.07
360	224	24	2007	0	0	1.58	0.47	0	0	0	-1.94	0.4	0	0	24097.8	-0.03
360	225	24	2007	0	0	0.96	0.46	0	0	0	-1.31	0.4	0	0	24098.7	-0.04
360	226	24	2007	0	0	0.85	0.46	0	0	0	-1.19	0.4	0	0	24099.6	-0.05
360	227	24	2007	0	0	0.35	0.47	0	0	0	-0.75	0.4	0	0	24099.9	0
360	228	24	2007	0	0	0.4	0.47	0	0	0	-0.78	0.4	0	0	24100.3	-0.02
360	229	24	2007	13.97	0	6.57	2.59	0	0	0	7.06	0.4	0	0	24106.9	-0.05
360	230	24	2007	1.02	0	5.04	2.42	0	0	0	-4.36	0.4	0	0	24112	-0.05
360	231	24	2007	0	0	1.52	0.5	0	0	0	-1.89	0.4	0	0	24113.5	-0.02
360	232	24	2007	0	0	1.06	0.34	0	0	0	-1.43	0.4	0	0	24114.5	-0.03
360	233	24	2007	0	0	0.79	0.35	0	0	0	-1.17	0.4	0	0	24115.3	-0.02
360	234	24	2007	0	0	0.64	0.38	0	0	0	-1.04	0.4	0	0	24116	0
360	235	24	2007	4.83	0	2.67	0.16	0	0	0	1.78	0.4	0	0	24118.6	-0.02
360	236	24	2007	0	0	1.18	0.5	0	0	0	-1.59	0.4	0	0	24119.8	0.02
360	237	24	2007	11.68	0	5.15	1.92	0	0	0	6.18	0.4	0	0	24125	-0.04
360	238	24	2007	0.25	0	3.01	1.77	0	0	0	-3.1	0.4	0	0	24128	-0.05
360	239	24	2007	0	0	3.18	2.26	0	0	0	-3.56	0.4	0	0	24131.1	-0.02
360	240	24	2007	0	0	1.57	0.48	0	0	0	-1.91	0.4	0	0	24132.7	-0.05
360	241	24	2007	0	0	1.55	0.46	0	0	0	-1.91	0.4	0	0	24134.3	-0.03
360	242	24	2007	0	0	0.9	0.38	0	0	0	-1.25	0.39	0	0	24135.2	-0.04
360	243	24	2007	0	0	1.36	0.42	0	0	0	-1.71	0.39	0	0	24136.5	-0.04
360	244	24	2007	0	0	0.73	0.43	0	0	0	-1.09	0.39	0	0	24137.3	-0.04
360	245	24	2007	0	0	0.69	0.44	0	0	0	-1.06	0.39	0	0	24137.9	-0.03
360	246	24	2007	0	0	0.07	0.43	0	0	0	-0.46	0.39	0	0	24138	-0.01
360	247	24	2007	0	0	0.62	0.42	0	0	0	-0.98	0.39	0	0	24138.6	-0.04
360	248	24	2007	0	0	0.43	0.41	0	0	0	-0.8	0.39	0	0	24139.1	-0.02
360	249	24	2007	0	0	0.45	0.45	0	0	0	-0.84	0.39	0	0	24139.5	-0.01
360	250	24	2007	0	0	0.45	0.48	0	0	0	-0.85	0.39	0	0	24140	0
360	251	24	2007	2.29	0	2.13	0.33	0	0	0	-0.23	0.39	0	0	24142.1	-0.01
360	252	24	2007	18.8	1.17	1.1	0.07	0	0	0	16.14	0.39	0	0	24143.2	-0.01
360	253	24	2007	7.87	0	3.42	0.38	0	0	0	5.25	0.39	0	0	24146.6	-0.03
360	254	24	2007	7.11	0	2.77	0.26	0	0	0	3.97	0.39	0	0	24149.4	-0.02
360	255	24	2007	0.51	0	4.81	2.64	0	0	0	-4.65	0.39	0	0	24154.2	-0.05
360	256	24	2007	0	0	3.52	2.39	0	0	0	-3.88	0.39	0	0	24157.7	-0.02
360	257	24	2007	0.51	0	3.83	2.38	0	0	0	-3.69	0.39	0	0	24161.6	-0.03
360	258	24	2007	10.16	0	3	0.24	0	0	0	6.8	0.39	0	0	24164.6	-0.03
360	259	24	2007	0.76	0	2.21	1.06	0	0	0	-1.81	0.39	0	0	24166.8	-0.02
360	260	24	2007	0	0	3.33	2.11	0	0	0	-3.68	0.39	0	0	24170.1	-0.04

Attachment D-1
Honeywell
Wastebeds 9-15 SWSR Pre-Design Investigation
SHAW Output Data

RUN	DAY	HR	YR	PRECIP	precip INTRCP	ET	TRANSP	CANOPY chg in storage	SNOW chg in storage	RESIDUE chg in storage	SOIL chg in storage	PERC	RUNOFF	PONDED	Etcum	ERROR
360	261	24	2007	0	0	3.31	2.23	0	0	0	-3.67	0.39	0	0	24173.4	-0.03
360	262	24	2007	0	0	3.66	2.49	0	0	0	-4.02	0.39	0	0	24177.1	-0.03
360	263	24	2007	0	0	3.15	2.17	0	0	0	-3.5	0.39	0	0	24180.2	-0.03
360	264	24	2007	0	0	2.53	1.7	0	0	0	-2.88	0.39	0	0	24182.7	-0.04
360	265	24	2007	0	0	2.75	1.22	0	0	0	-3.08	0.39	0	0	24185.5	-0.06
360	266	24	2007	0	0	2.13	0.57	0	0	0	-2.46	0.39	0	0	24187.6	-0.05
360	267	24	2007	0	0	1.23	0.57	0	0	0	-1.58	0.39	0	0	24188.8	-0.03
360	268	24	2007	0	0	0.46	0.48	0	0	0	-0.83	0.39	0	0	24189.3	-0.02
360	269	24	2007	15.49	0	2.56	0.8	0	0	0	12.56	0.38	0	0	24191.9	-0.01
360	270	24	2007	13.72	0	2.22	0.15	0	0	0	11.15	0.38	0	0	24194.1	-0.04
360	271	24	2007	4.06	0	2.93	0.4	0	0	0	0.8	0.38	0	0	24197	-0.06
360	272	24	2007	0	0	3.05	1.52	0	0	0	-3.39	0.38	0	0	24200.1	-0.05
360	273	24	2007	0	0	2.74	1.51	0	0	0	-3.06	0.38	0	0	24202.8	-0.06
360	274	24	2007	0	0	3.45	1.86	0	0	0	-3.81	0.38	0	0	24206.3	-0.03
360	275	24	2007	0	0	2.15	1.18	0	0	0	-2.5	0.38	0	0	24208.4	-0.03
360	276	24	2007	0	0	3.64	2.02	0	0	0	-4	0.38	0	0	24212	-0.02
360	277	24	2007	0	0	2.81	1.57	0	0	0	-3.16	0.38	0	0	24214.9	-0.03
360	278	24	2007	0	0	2.65	1.53	0	0	0	-3	0.38	0	0	24217.5	-0.03
360	279	24	2007	5.08	0	2.29	0.58	0	0	0	2.47	0.38	0	0	24219.8	-0.05
360	280	24	2007	5.84	0	2.83	0.55	0	0	0	2.68	0.38	0	0	24222.6	-0.05
360	281	24	2007	13.46	0.22	0.99	0.08	0	0	0	11.89	0.38	0	0	24223.6	-0.01
360	282	24	2007	3.56	0	2.08	0.13	0	0	0	1.36	0.37	0	0	24225.7	-0.04
360	283	24	2007	0.25	0	2.7	1.03	0	0	0	-2.76	0.37	0	0	24228.4	-0.06
360	284	24	2007	7.11	0.36	1.23	0.05	0	0	0	5.17	0.37	0	0	24229.6	-0.01
360	285	24	2007	0.25	0	2.53	0.44	0	0	0	-2.24	0.37	0	0	24232.2	-0.05
360	286	24	2007	3.3	0	2.77	0.39	0	0	0	0.24	0.37	0	0	24234.9	-0.07
360	287	24	2007	2.29	0	2.22	0.32	0	0	0	-0.29	0.37	0	0	24237.1	-0.01
360	288	24	2007	0	0	1.07	0.35	0	0	0	-1.43	0.37	0	0	24238.2	-0.01
360	289	24	2007	0	0	1.87	0.64	0	0	0	-2.22	0.37	0	0	24240.1	-0.02
360	290	24	2007	0.25	0	1.53	0.64	0	0	0	-1.62	0.37	0	0	24241.6	-0.02
360	291	24	2007	0	0	1.12	0.44	0	0	0	-1.44	0.37	0	0	24242.7	-0.05
360	292	24	2007	9.65	0	1.23	0.18	0	0	0	8.07	0.37	0	0	24244	-0.01
360	293	24	2007	0	0	2.83	0.4	0	0	0	-3.07	0.36	0	0	24246.8	-0.12
360	294	24	2007	0	0	3.01	0.74	0	0	0	-3.33	0.36	0	0	24249.8	-0.05
360	295	24	2007	0	0	2.48	0.71	0	0	0	-2.82	0.36	0	0	24252.3	-0.02
360	296	24	2007	38.86	0	1.05	0.06	0	0	0	37.47	0.36	0	0	24253.3	-0.02
360	297	24	2007	0	0	1.56	0.21	0	0	0	-1.91	0.36	0	0	24254.9	-0.02
360	298	24	2007	0	0	2.11	0.24	0	0	0	-2.46	0.36	0	0	24257	0
360	299	24	2007	3.56	0	1.52	0.04	0	0	0	1.7	0.36	0	0	24258.5	-0.01
360	300	24	2007	8.64	0	0.76	0.03	0	0	0	7.52	0.36	0	0	24259.3	0
360	301	24	2007	0	0	3.14	0.07	0	0	0	-3.49	0.36	0	0	24262.4	-0.01
360	302	24	2007	0	0	1.83	0.04	0	0	0	-2.18	0.36	0	0	24264.3	0
360	303	24	2007	0	0	1.84	0.04	0	0	0	-2.2	0.35	0	0	24266.1	0.01
360	304	24	2007	0	0	2.31	0.04	0	0	0	-2.66	0.35	0	0	24268.4	0
360	305	24	2007	1.02	0	4	0	0	0	0	-3.34	0.35	0	0	24272.4	0
360	306	24	2007	0	0	2.37	0	0	0	0	-2.72	0.35	0	0	24274.8	0
360	307	24	2007	0	0	1.67	0	0	0	0	-2.02	0.35	0	0	24276.4	0
360	308	24	2007	0.25	0	0.75	0	0	0	0	-0.85	0.35	0	0	24277.2	0
360	309	24	2007	1.78	0	1.96	0	0	0	0	-0.53	0.35	0	0	24279.2	0
360	310	24	2007	2.29	0	2.23	0	0	0	0	-0.29	0.35	0	0	24281.4	0
360	311	24	2007	3.05	0	1.72	0	0	0	0	0.99	0.35	0	0	24283.1	0
360	312	24	2007	0	0	1.42	0	0	0	0	-1.77	0.35	0	0	24284.5	0
360	313	24	2007	0.25	0	1.49	0	0	0	0	-1.58	0.34	0	0	24286	0
360	314	24	2007	0.51	0	0.87	0	0	0	0	-0.71	0.34	0	0	24286.9	0
360	315	24	2007	0	0	1.11	0	0	0	0	-1.45	0.34	0	0	24288	0
360	316	24	2007	5.08	0	0.57	0	0	0	0	4.17	0.34	0	0	24288.6	0
360	317	24	2007	1.02	0	0.75	0	0	0	0	-0.07	0.34	0	0	24289.3	0
360	318	24	2007	1.02	0	1.02	0	0	0	0	-0.35	0.34	0	0	24290.3	0
360	319	24	2007	27.43	0	0.6	0	0	0	0	26.5	0.34	0	0	24290.9	0
360	320	24	2007	3.3	0	2.01	0	0	0	0	0.96	0.34	0	0	24292.9	0
360	321	24	2007	1.52	0	0.36	0	0	1.8	0	-0.96	0.33	0	0	24293.3	0
360	322	24	2007	0	0	0.03	0	0	0.57	0	-0.94	0.33	0	0	24293.3	0
360	323	24	2007	0	0	0.08	0	0	-0.02	0	-0.39	0.33	0	0	24293.4	0
360	324	24	2007	18.8	0	-0.1	0	0	-2.35	0	20.92	0.33	0	0	24293.3	0
360	325	24	2007	3.05	0	0.25	0	0	0	0	2.47	0.33	0	0	24293.6	0
360	326	24	2007	3.3	0	0.76	0	0	0	0	2.21	0.33	0	0	24294.3	0
360	327	24	2007	0.51	0	2.03	0	0	0	0	-2.35	0.33	0	0.5	24296.4	0
360	328	24	2007	0	0	1.03	0	0	0	0	-1.21	0.33	0	0.36	24297.4	0
360	329	24	2007	0	0	0.93	0	0	0	0	-0.9	0.33	0	0	24298.3	0
360	330	24	2007	25.65	0	-0.19	0	0	0	0	8.38	0.32	17.14	0	24298.1	0
360	331	24	2007	4.57	0	1.45	0	0	0	0	2.8	0.32	0	0	24299.6	0
360	332	24	2007	0.25	0	1.54	0	0	0	0	-1.6	0.32	0	0	24301.1	0
360	333	24	2007	0	0	3.98	0	0	0	0	-4.28	0.32	0	0	24305.1	-0.02
360	334	24	2007	0	0	4.16	0	0	0	0	-4.48	0.32	0	0	24309.3	0
360	335	24	2007	2.29	0	0.7	0	0	2.23	0	-0.97	0.32	0	0	24310	0
360	336	24	2007	11.43	0	0.23	0	0	11.38	0	-0.5	0.32	0	0	24310.2	0
360	337	24	2007	18.54	0	0.21	0	0	17.92	0	-0.11	0.32	0.21	0	24310.4	0
360	338	24	2007	2.03	0	-0.13	0	0	2.2	0	-0.35	0.32	0	0	24310.3	0
360	339	24	2007	0.25	0	-0.12	0	0	0.47	0	-0.41	0.31	0	0	24310.2	0
360	340	24	2007	0.25	0	-0.1	0	0	0.49	0	-0.44	0.31	0	0	24310	0
360	341	24	2007	0	0	0.04	0	0	0.06	0	-0.4	0.31	0	0	24310.1	0
360	342	24	2007	0	0	0.21	0	0	-0.18	0	-0.34	0.31	0	0	24310.3	0
360	343	24	2007	1.02	0	-0.02	0	0	1.12	0	-0.4	0.31	0	0	24310.3	0
360	344	24	2007	0.76	0	-0.1	0	0	0.96	0	-0.4	0.31	0	0	24310.2	0
360	345	24	2007	7.87	0	-0.04	0	0	7.95	0	-0.35	0.31	0	0	24310.1	0
360	346	24	2007	9.65	0	0.12	0	0	9.55	0	-0.32	0.31	0	0	24310.3	0
360	347	24	2007	8.64	0	0.16	0	0	8.51	0	-0.34	0.31	0	0	24310.4	0
360	348	24	2007	0.25	0	0.17	0	0	0.11	0	-0.33	0.3	0	0	24310.6	0
360	349	24	2007	1.78	0	-0.01	0	0	1.84	0	-0.36	0.3	0	0	24310.6	0
360	350	24	2007	23.11	0	0.16	0	0	23.01	0	-0.36	0.3	0	0	24310.7	0
360	351	24	2007	1.78	0	-0.01	0	0	1.82	0	-0.33	0.3	0	0	24310.7	0
360	352	24	2007	0.51	0	-0.04	0	0	0.58	0	-0.33	0.3	0	0	24310.7	0
360	353	24	2007	0	0	0.03	0	0	0	0	-0.33	0.3	0	0	24310.7	0
360	354	24	2007	0.51	0	0.01	0	0	0.52	0	-0.32	0.3	0	0	24310.7	0
360	355	24	2007	0	0	-0.06	0	0	0.08	0	-0.32	0.3	0	0	24310.7	0
360	356	24	2007	0	0	0.08	0	0	-0.06	0	-0.31	0.3	0	0	24310.8	0
360	357	24	2007	19.56	0	-0.64	0	0	-14.12	0	23.24	0.29	10.8	0	24310.1	-0.01
360	358	24	2007	0.51	0	0.71	0	0	-4.48	0	3.99	0.29	0	0	24310.8	0
360	359	24	2007	0	0	0.14	0	0	-0.19	0	-0.24	0.29	0	0	24311	0
360	360	24	2007	0	0	-0.09	0	0	0.12	0	-0.32	0.29	0	0	24310.9	0
360	361	24	2007	5.84	0	0.02	0	0	1.18	0	4.35	0.29	0	0	24310.9	0
360	362	24	2007	0.51	0	-0.03	0	0	-3.51	0	3.76	0.29	0	0	24310.9	0
360	363	24	2007	2.54	0	0.22	0	0	-11.45	0	13.51	0.29	0	0	24311.1	-0.02

Attachment D-1
Honeywell
Wastebeds 9-15 SWSR Pre-Design Investigation
SHAW Output Data

RUN	DAY	HR	YR	PRECIP	precip INTRCP	ET	TRANSP	CANOPY chg in storage	SNOW chg in storage	RESIDUE chg in storage	SOIL chg in storage	PERC	RUNOFF	PONDED	Etcum	ERROR
360	364	24	2007	0.76	0	0.16	0	0	-3.78	0	4.09	0.29	0	0	24311.3	0
360	365	24	2007	7.37	0	0.03	0	0	6.19	0	0.86	0.29	0	0	24311.3	0
360	1	24	2008	2.03	0	0.08	0	0	1.04	0	0.63	0.29	0	0	24311.4	0
360	2	24	2008	0	0	0.2	0	0	-0.18	0	-0.3	0.28	0	0	24311.6	0
360	3	24	2008	0	0	-0.02	0	0	0.15	0	-0.42	0.28	0	0	24311.5	0
360	4	24	2008	0	0	0.02	0	0	0.08	0	-0.39	0.28	0	0	24311.6	0
360	5	24	2008	0	0	0.07	0	0	0	0	-0.34	0.28	0	0	24311.6	0
360	6	24	2008	0	0	-0.09	0	0	-1.8	0	1.61	0.28	0	0	24311.5	0
360	7	24	2008	0.25	0	-1.16	0	0	-30.23	0	31.39	0.28	0	0	24310.4	-0.03
360	8	24	2008	0	0	-0.63	0	0	-29.55	0	29.84	0.28	0	0	24309.8	0.05
360	9	24	2008	2.29	0	5.52	0	0	0	0	-3.51	0.28	0	0	24315.3	0
360	10	24	2008	0	0	1.6	0	0	0	0	-1.87	0.28	0	0	24316.9	0
360	11	24	2008	15.49	0	0.78	0	0	0	0	14.44	0.28	0	0	24317.7	0
360	12	24	2008	0.51	0	1.53	0	0	0	0	-1.3	0.28	0	0	24319.2	0
360	13	24	2008	0	0	0.98	0	0	0	0	-1.25	0.28	0	0	24320.2	-0.01
360	14	24	2008	4.32	0	0.41	0	0	0	0	3.63	0.28	0	0	24320.6	0
360	15	24	2008	0.51	0	1.13	0	0	0.8	0	-1.7	0.27	0	0	24321.7	0
360	16	24	2008	0	0	0.18	0	0	0.6	0	-1.06	0.27	0	0	24321.9	0
360	17	24	2008	0	0	0.32	0	0	0.08	0	-0.67	0.27	0	0	24322.2	0
360	18	24	2008	0	0	0.83	0	0	-0.4	0	-0.7	0.27	0	0	24323	0
360	19	24	2008	0	0	1.04	0	0	-0.25	0	-1.07	0.27	0	0	24324.1	0
360	20	24	2008	0	0	1.98	0	0	-0.83	0	-1.92	0.27	0	0.49	24326.1	0
360	21	24	2008	0	0	2.35	0	0	0	0	-2.62	0.27	0	0.49	24328.4	0
360	22	24	2008	0	0	1.62	0	0	0	0	-1.4	0.27	0	0	24330	0
360	23	24	2008	0	0	1.97	0	0	0	0	-2.24	0.27	0	0	24332	0
360	24	24	2008	0.25	0	0.93	0	0	0	0	-1.21	0.27	0	0.25	24332.9	0
360	25	24	2008	1.78	0	0.61	0	0	1.82	0	-0.67	0.27	0	0	24333.6	0
360	26	24	2008	0.51	0	0.14	0	0	0.56	0	-0.46	0.27	0	0	24333.7	0
360	27	24	2008	0.25	0	0.01	0	0	0.42	0	-0.44	0.27	0	0	24333.7	0
360	28	24	2008	0	0	0.01	0	0	0.16	0	-0.44	0.27	0	0	24333.7	0
360	29	24	2008	5.08	0	0.03	0	0	4.7	0	0.09	0.27	0	0	24333.7	0
360	30	24	2008	1.02	0	0.74	0	0	-4.76	0	4.77	0.27	0	0	24334.5	0
360	31	24	2008	0	0	0.38	0	0	0.04	0	-0.69	0.27	0	0	24334.8	0
360	32	24	2008	39.37	0	0.21	0	0	39.21	0	-0.32	0.27	0	0	24335.1	0
360	33	24	2008	1.52	0	0.12	0	0	1.38	0	-0.24	0.27	0	0	24335.2	0
360	34	24	2008	0	0	0.04	0	0	-0.06	0	-0.24	0.27	0	0	24335.2	0
360	35	24	2008	0	0	0.06	0	0	-0.07	0	-0.25	0.27	0	0	24335.3	0
360	36	24	2008	15.49	0	-0.19	0	0	-4.93	0	1.79	0.27	18.56	0	24335.1	0
360	37	24	2008	22.61	0	-0.02	0	0	-1.42	0	-0.23	0.27	24	0	24335.1	0
360	38	24	2008	1.02	0	0.07	0	0	0.97	0	-0.29	0.27	0	0	24335.1	0
360	39	24	2008	0	0	-0.03	0	0	0.09	0	-0.32	0.27	0	0	24335.1	0
360	40	24	2008	0	0	-0.03	0	0	-0.3	0	-0.27	0.27	0.34	0	24335.1	0
360	41	24	2008	1.02	0	0.48	0	0	0.6	0	-0.34	0.27	0	0	24335.5	0
360	42	24	2008	0	0	0.6	0	0	-0.5	0	-0.36	0.27	0	0	24336.1	0
360	43	24	2008	6.35	0	0	0	0	6.42	0	-0.33	0.27	0	0	24336.1	0
360	44	24	2008	7.11	0	0.11	0	0	7.02	0	-0.29	0.27	0	0	24336.3	0
360	45	24	2008	1.02	0	0.02	0	0	1.02	0	-0.29	0.27	0	0	24336.3	0
360	46	24	2008	0.25	0	0.41	0	0	-0.13	0	-0.29	0.27	0	0	24336.7	0
360	47	24	2008	2.29	0	0	0	0	2.32	0	-0.31	0.27	0	0	24336.7	0
360	48	24	2008	1.02	0	0.39	0	0	0.38	0	-0.09	0.27	0.08	0	24337.1	0
360	49	24	2008	0	0	-0.27	0	0	-14.96	0	-0.06	0.27	15.02	0	24336.8	0
360	50	24	2008	0	0	1.23	0	0	-1.78	0	-0.28	0.27	0.56	0	24338	0
360	51	24	2008	0.25	0	0.49	0	0	-0.18	0	-0.33	0.27	0	0	24338.5	0
360	52	24	2008	0.25	0	0.16	0	0	0.15	0	-0.32	0.27	0	0	24338.7	0
360	53	24	2008	3.3	0	0.06	0	0	3.27	0	-0.3	0.27	0	0	24338.7	0
360	54	24	2008	0	0	0.04	0	0	-0.01	0	-0.3	0.27	0	0	24338.8	0
360	55	24	2008	0.25	0	-0.01	0	0	0.3	0	-0.3	0.27	0	0	24338.8	0
360	56	24	2008	0	0	-0.02	0	0	0.05	0	-0.3	0.27	0	0	24338.7	0
360	57	24	2008	11.43	0	0.03	0	0	11.41	0	-0.28	0.27	0	0	24338.8	0
360	58	24	2008	0.25	0	0.31	0	0	-0.04	0	-0.29	0.27	0	0	24339.1	0
360	59	24	2008	0.25	0	0.09	0	0	0.2	0	-0.31	0.27	0	0	24339.2	0
360	60	24	2008	2.03	0	0.01	0	0	2.06	0	-0.31	0.27	0	0	24339.2	0
360	61	24	2008	1.27	0	0.2	0	0	1.08	0	-0.28	0.28	0	0	24339.4	0
360	62	24	2008	0.25	0	0.04	0	0	0.23	0	-0.29	0.28	0	0	24339.4	0
360	63	24	2008	0.51	0	0.09	0	0	-3.89	0	-0.01	0.28	4.04	0	24339.5	0
360	64	24	2008	5.84	0	0.13	0	0	-5.29	0	-0.08	0.28	10.8	0	24339.6	0
360	65	24	2008	7.11	0	0.34	0	0	6.77	0	-0.27	0.28	0	0	24340	0
360	66	24	2008	0	0	-0.02	0	0	-0.39	0	-0.28	0.28	0.41	0	24340	0
360	67	24	2008	10.92	0	-0.02	0	0	0.71	0	-0.24	0.28	10.2	0	24339.9	0
360	68	24	2008	22.35	0	0	0	0	22.36	0	-0.28	0.28	0	0	24339.9	0
360	69	24	2008	0	0	0.65	0	0	-0.64	0	-0.28	0.28	0	0	24340.6	0
360	70	24	2008	0	0	0.07	0	0	-0.06	0	-0.28	0.28	0	0	24340.6	0
360	71	24	2008	0	0	0.06	0	0	-0.28	0	-0.28	0.28	0.22	0	24340.7	0
360	72	24	2008	1.52	0	0.31	0	0	1.22	0	-0.28	0.28	0	0	24341	0
360	73	24	2008	0.25	0	0.28	0	0	-0.02	0	-0.28	0.28	0	0	24341.3	0
360	74	24	2008	1.78	0	-0.1	0	0	-1.88	0	-0.15	0.28	3.62	0	24341.2	0
360	75	24	2008	0.76	0	-0.07	0	0	-3.25	0	0.13	0.28	3.67	0	24341.1	0
360	76	24	2008	0	0	0.37	0	0	-1.19	0	0.02	0.28	0.52	0	24341.5	0
360	77	24	2008	0	0	0.38	0	0	-1.65	0	-0.29	0.28	1.27	0	24341.9	0
360	78	24	2008	0.76	0	0.37	0	0	-4.61	0	-0.28	0.28	5	0	24342.2	0
360	79	24	2008	16.26	0	-0.16	0	0	-8.53	0	-0.18	0.29	24.83	0	24342.1	0
360	80	24	2008	2.54	0	0.78	0	0	-10.58	0	0.04	0.29	12.01	0	24342.9	0
360	81	24	2008	0	0	2.46	0	0	-2.8	0	-0.32	0.29	0.37	0	24345.3	0
360	82	24	2008	0	0	1.61	0	0	-1.62	0	-0.33	0.29	0.05	0	24346.9	0
360	83	24	2008	0	0	1.18	0	0	-1.13	0	-0.34	0.29	0	0	24348.1	0
360	84	24	2008	0	0	0.8	0	0	-0.77	0	-0.32	0.29	0	0	24348.9	0
360	85	24	2008	0.51	0	1.01	0	0	-3.38	0	-0.32	0.29	2.92	0	24349.9	0
360	86	24	2008	1.02	0	0.36	0	0	-8.28	0	0.18	0.29	8.48	0	24350.3	0
360	87	24	2008	2.79	0	0.23	0	0	-13.71	0	-0.29	0.29	16.28	0	24350.5	0
360	88	24	2008	11.43	0	0.22	0	0	10.67	0	-0.31	0.29	0.55	0	24350.7	0
360	89	24	2008	0	0	0.34	0	0	-0.9	0	-0.34	0.29	0.61	0	24351.1	0
360	90	24	2008	0	0	0.29	0	0	-2.16	0	-0.35	0.29	1.92	0	24351.4	0
360	91	24	2008	21.34	0	-0.07	0	0	-13.96	0	-0.28	0.29	35.36	0	24351.3	0
360	92	24	2008	1.02	0	1.06	0.02	0	-7.45	0	-1.9	0.29	9.02	0	24352.4	-0.02
360	93	24	2008	0	0	6.37	0	0	0	0	-6.64	0.29	0	0	24358.7	-0.02
360	94	24	2008	0	0	2.78	0.08	0	0	0	-3.08	0.29	0	0	24361.5	0
360	95	24	2008	6.35	0.04	0.5	0	0	0	0	5.52	0.3	0	0	24362	0
360	96	24	2008	0.25	0	2.84	0.1	0	0	0	-2.84	0.3	0	0	24364.8	0
360	97	24	2008	0	0	3.83	0.19	0	0	0	-4.13	0.3	0	0	24368.7	0.01
360	98	24	2008	0	0	4.78	0.25	0	0	0	-5.08	0.3	0	0	24373.5	-0.01
360	99	24	2008	0	0	3.99	0.36	0	0	0	-4.3	0.3	0	0	24377.4	0.01
360	100	24	2008	0	0	4.93	0.44	0	0	0	-5.23	0.3	0	0	24382.4	0
360	101	24	2008	0	0	4.37	0.36	0	0	0	-4.67	0.3	0	0	24386.7	0.01

Attachment D-1
Honeywell
Wastebeds 9-15 SWSR Pre-Design Investigation
SHAW Output Data

RUN	DAY	HR	YR	PRECIP	precip INTRCP	ET	TRANSP	CANOPY chg in storage	SNOW chg in storage	RESIDUE chg in storage	SOIL chg in storage	PERC	RUNOFF	PONDED	Etcum	ERROR
360	102	24	2008	12.7	0	1.28	0.02	0	0	0	11.11	0.3	0	0	24388	0.01
360	103	24	2008	4.83	0	2.23	0.24	0	0	0	2.31	0.3	0	0	24390.3	-0.01
360	104	24	2008	0.51	0	3.98	0.21	0	0	0	-3.76	0.3	0	0	24394.2	-0.01
360	105	24	2008	0	0	4.21	0.45	0	0	0	-4.51	0.3	0	0	24398.4	0
360	106	24	2008	0	0	3.65	0.56	0	0	0	-3.96	0.3	0	0	24402.1	0
360	107	24	2008	0	0	3.91	0.87	0	0	0	-4.2	0.3	0	0	24406	-0.01
360	108	24	2008	0	0	4.21	1.14	0	0	0	-4.5	0.3	0	0	24410.2	-0.01
360	109	24	2008	0	0	3.87	1.18	0	0	0	-4.17	0.3	0	0	24414.1	-0.01
360	110	24	2008	0	0	5.31	1.58	0	0	0	-5.59	0.3	0	0	24419.4	-0.02
360	111	24	2008	0	0	6.78	1.64	0	0	0	-7.07	0.3	0	0	24426.2	-0.02
360	112	24	2008	0	0	5.29	1.51	0	0	0	-5.57	0.31	0	0	24431.5	-0.03
360	113	24	2008	0	0	5.04	1.64	0	0	0	-5.32	0.31	0	0	24436.5	-0.02
360	114	24	2008	0	0	4.4	1.59	0	0	0	-4.71	0.31	0	0	24440.9	0
360	115	24	2008	0	0	3.62	2.2	0	0	0	-3.91	0.31	0	0	24444.5	-0.02
360	116	24	2008	0	0	2.56	2.4	0	0	0	-2.85	0.31	0	0	24447.1	-0.02
360	117	24	2008	33.02	0	5.03	1.72	0	0	0	27.7	0.31	0	0	24452.1	-0.02
360	118	24	2008	0	0	4.43	1.41	0	0	0	-4.75	0.31	0	0	24456.6	0
360	119	24	2008	18.03	0	2.14	0.21	0	0	0	15.61	0.31	0	0	24458.7	-0.02
360	120	24	2008	0	0	3.72	0.83	0	0	0	-3.99	0.31	0	0	24462.4	-0.04
360	121	24	2008	0	0	4.08	1.01	0	0	0	-4.38	0.31	0	0	24466.5	-0.02
360	122	24	2008	0.25	0	3.56	1.2	0	0	0	-3.61	0.31	0	0	24470.1	0
360	123	24	2008	5.59	0	1.97	0.17	0	0	0	3.32	0.31	0	0	24472	-0.01
360	124	24	2008	5.33	0	3.69	1.17	0	0	0	1.35	0.31	0	0	24475.7	-0.02
360	125	24	2008	1.78	0	3.17	0.73	0	0	0	-1.67	0.31	0	0	24478.9	-0.03
360	126	24	2008	0	0	4.15	1.76	0	0	0	-4.45	0.31	0	0	24483	-0.01
360	127	24	2008	0	0	5.03	2.09	0	0	0	-5.31	0.31	0	0	24488.1	-0.04
360	128	24	2008	2.54	0	3.81	1.29	0	0	0	-1.59	0.32	0	0	24491.9	0
360	129	24	2008	0.25	0	4.19	1.38	0	0	0	-4.21	0.32	0	0	24496.1	-0.04
360	130	24	2008	0	0	3.68	1.65	0	0	0	-3.99	0.32	0	0	24499.7	0
360	131	24	2008	0	0	4.03	1.86	0	0	0	-4.35	0.32	0	0	24503.8	0
360	132	24	2008	0	0	4.59	2.39	0	0	0	-4.88	0.32	0	0	24508.4	-0.03
360	133	24	2008	0	0	4.73	2.34	0	0	0	-5.05	0.32	0	0	24513.1	0
360	134	24	2008	0	0	5.28	2.6	0	0	0	-5.57	0.32	0	0	24518.4	-0.03
360	135	24	2008	0.25	0	4.68	2.68	0	0	0	-4.74	0.32	0	0	24523.1	-0.01
360	136	24	2008	2.54	0	3.04	0.72	0	0	0	-0.81	0.32	0	0	24526.1	-0.01
360	137	24	2008	0.25	0	1.55	0.77	0	0	0	-1.6	0.32	0	0	24527.7	-0.01
360	138	24	2008	9.91	0	3.78	1.2	0	0	0	5.83	0.32	0	0	24531.4	-0.03
360	139	24	2008	2.54	0	2.54	0.34	0	0	0	-0.3	0.32	0	0	24534	-0.02
360	140	24	2008	0	0	2.8	1.33	0	0	0	-3.09	0.32	0	0	24536.8	-0.04
360	141	24	2008	0	0	3.39	2.04	0	0	0	-3.72	0.32	0	0	24540.2	0
360	142	24	2008	0.51	0	2.76	1.24	0	0	0	-2.55	0.32	0	0	24542.9	-0.03
360	143	24	2008	7.62	0	2.92	0.55	0	0	0	4.39	0.32	0	0	24545.8	-0.01
360	144	24	2008	0	0	4.52	2.5	0	0	0	-4.83	0.32	0	0	24550.4	-0.01
360	145	24	2008	0	0	5.24	2.82	0	0	0	-5.54	0.33	0	0	24555.6	-0.02
360	146	24	2008	0	0	5.18	3.11	0	0	0	-5.49	0.33	0	0	24560.8	-0.02
360	147	24	2008	0	0	4.16	3	0	0	0	-4.46	0.33	0	0	24564.9	-0.03
360	148	24	2008	4.57	0	4.13	1.47	0	0	0	0.16	0.33	0	0	24569.1	-0.04
360	149	24	2008	0	0	5.4	2.76	0	0	0	-5.69	0.33	0	0	24574.5	-0.03
360	150	24	2008	0	0	6.3	4.12	0	0	0	-6.6	0.33	0	0	24580.8	-0.03
360	151	24	2008	0	0	3.24	2.84	0	0	0	-3.57	0.33	0	0	24584	0
360	152	24	2008	1.27	0	2.62	1.59	0	0	0	-1.68	0.33	0	0	24586.6	0
360	153	24	2008	0.25	0	1.16	0.72	0	0	0	-1.21	0.33	0	0	24587.8	-0.03
360	154	24	2008	0	0	1.54	1.02	0	0	0	-1.84	0.33	0	0	24589.3	-0.02
360	155	24	2008	0	0	0.16	0.45	0	0	0	-0.48	0.33	0	0	24589.5	-0.01
360	156	24	2008	0	0	0.34	0.5	0	0	0	-0.66	0.33	0	0	24589.8	0
360	157	24	2008	0.51	0	1.2	0.57	0	0	0	-1.02	0.33	0	0	24591	-0.01
360	158	24	2008	24.64	0	4.59	2.01	0	0	0	19.69	0.33	0	0	24595.6	0.02
360	159	24	2008	0	0	6.45	4.44	0	0	0	-6.73	0.33	0	0	24602.1	-0.05
360	160	24	2008	1.02	0	5.88	3.72	0	0	0	-5.18	0.33	0	0	24608	-0.02
360	161	24	2008	0	0	5.84	3.68	0	0	0	-6.13	0.33	0	0	24613.8	-0.04
360	162	24	2008	6.86	0	5.64	2.21	0	0	0	0.92	0.33	0	0	24619.4	-0.03
360	163	24	2008	0	0	3.84	1.07	0	0	0	-4.12	0.33	0	0	24623.3	-0.05
360	164	24	2008	0	0	2.34	0.75	0	0	0	-2.64	0.33	0	0	24625.6	-0.04
360	165	24	2008	0	0	0.81	0.71	0	0	0	-1.12	0.33	0	0	24626.4	-0.03
360	166	24	2008	0	0	-0.01	0.42	0	0	0	-0.32	0.33	0	0	24626.4	-0.01
360	167	24	2008	0.51	0	1.53	0.57	0	0	0	-1.32	0.34	0	0	24628	-0.04
360	168	24	2008	12.45	0	4.75	1.67	0	0	0	7.4	0.34	0	0	24632.7	-0.04
360	169	24	2008	0.25	0	4.63	2.42	0	0	0	-4.67	0.34	0	0	24637.3	-0.04
360	170	24	2008	2.29	0	3.08	0.37	0	0	0	-1.11	0.34	0	0	24640.4	-0.02
360	171	24	2008	0.51	0	2.16	0.43	0	0	0	-1.96	0.34	0	0	24642.6	-0.03
360	172	24	2008	2.79	0	3.14	0.32	0	0	0	-0.68	0.34	0	0	24645.7	0
360	173	24	2008	4.32	0	3.93	0.4	0	0	0	0.07	0.34	0	0	24649.7	-0.02
360	174	24	2008	0.51	0	1.85	0.44	0	0	0	-1.66	0.34	0	0	24651.5	-0.02
360	175	24	2008	14.99	0	4.93	1.67	0	0	0	9.75	0.34	0	0	24656.4	-0.03
360	176	24	2008	0	0	5.47	3.64	0	0	0	-5.75	0.34	0	0	24661.9	-0.06
360	177	24	2008	0	0	3.95	2.25	0	0	0	-4.25	0.34	0	0	24665.9	-0.04
360	178	24	2008	2.54	0	2.68	0.35	0	0	0	-0.46	0.34	0	0	24668.5	-0.02
360	179	24	2008	7.87	0	3.49	0.59	0	0	0	4.07	0.34	0	0	24672	-0.03
360	180	24	2008	0	0	3.45	2.67	0	0	0	-3.72	0.34	0	0	24675.5	-0.07
360	181	24	2008	10.67	0	5.26	1.81	0	0	0	5.1	0.34	0	0	24680.7	-0.04
360	182	24	2008	1.52	0	5.47	3.12	0	0	0	-4.24	0.34	0	0	24686.2	-0.04
360	183	24	2008	0	0	3.17	1.85	0	0	0	-3.46	0.34	0	0	24689.4	-0.05
360	184	24	2008	0	0	2.63	0.83	0	0	0	-2.92	0.34	0	0	24692	-0.05
360	185	24	2008	10.92	0	3.25	0.28	0	0	0	7.35	0.34	0	0	24695.2	-0.02
360	186	24	2008	0	0	4.74	3.77	0	0	0	-5.08	0.34	0	0	24700	0
360	187	24	2008	0	0	1.66	1.01	0	0	0	-2	0.34	0	0	24701.6	0
360	188	24	2008	0	0	2.01	0.75	0	0	0	-2.31	0.34	0	0	24703.6	-0.04
360	189	24	2008	0	0	1.8	0.68	0	0	0	-2.12	0.34	0	0	24705.4	-0.02
360	190	24	2008	0	0	1.35	0.64	0	0	0	-1.64	0.34	0	0	24706.8	-0.05
360	191	24	2008	0	0	0.23	0.5	0	0	0	-0.56	0.34	0	0	24707	-0.02
360	192	24	2008	0	0	1.02	0.52	0	0	0	-1.3	0.34	0	0	24708	-0.05
360	193	24	2008	2.79	0	1.86	0.1	0	0	0	0.58	0.34	0	0	24709.9	0.01
360	194	24	2008	0	0	1.3	0.54	0	0	0	-1.59	0.34	0	0	24711.2	-0.05
360	195	24	2008	24.89	0	3.07	0.11	0	0	0	21.47	0.34	0	0	24714.3	0.01
360	196	24	2008	0	0	5.8	4.5	0	0	0	-6.06	0.34	0	0	24720.1	-0.08
360	197	24	2008	0	0	6.19	4.92	0	0	0	-6.48	0.35	0	0	24726.3	-0.05
360	198	24	2008	0	0	5.07	4.17	0	0	0	-5.39	0.35	0	0	24731.3	-0.03
360	199	24	2008	0	0	2	1.41	0	0	0	-2.33	0.35	0	0	24733.3	-0.02
360	200	24	2008	0	0	1.8	0.85	0	0	0	-2.11	0.35	0	0	24735.1	-0.04
360	201	24	2008	0	0	1.63	0.62	0	0	0	-1.91	0.35	0	0	24736.8	-0.07
360	202	24	2008	20.83	0	3.32	0.11	0	0	0	17.18	0.35	0	0	24740.1	-0.02
360	203	24	2008	5.84	0	5.18	1.42	0	0	0	0.38	0.35	0	0	24745.3	-0.06
360	204	24	2008	3.81	0.41	3.13	0.3	0	0	0	-0.07	0.35	0	0	24748.4	-0.01

Attachment D-1
Honeywell
Wastebeds 9-15 SWSR Pre-Design Investigation
SHAW Output Data

RUN	DAY	HR	YR	PRECIP	precip INTRCP	ET	TRANSP	CANOPY chg in storage	SNOW chg in storage	RESIDUE chg in storage	SOIL chg in storage	PERC	RUNOFF	PONDED	Etcum	ERROR
360	205	24	2008	16	0.98	2.67	0	0	0	0	12.43	0.35	0	0	24751.1	0
360	206	24	2008	15.24	0	3.8	0	0	0	0	12.09	0.35	0	0	24754.9	-0.03
360	207	24	2008	0	0	6.19	5.24	0	0	0	-6.47	0.35	0	0	24761.1	-0.06
360	208	24	2008	1.02	0	4.61	3.25	0	0	0	-3.94	0.35	0	0	24765.7	-0.01
360	209	24	2008	0	0	6.11	4.96	0	0	0	-6.42	0.35	0	0	24771.8	-0.04
360	210	24	2008	1.78	0	5.58	3.3	0	0	0	-4.1	0.35	0	0	24777.4	-0.05
360	211	24	2008	0	0	5.89	4.41	0	0	0	-6.18	0.35	0	0	24783.2	-0.06
360	212	24	2008	0	0	3.21	2.69	0	0	0	-3.49	0.35	0	0	24786.5	-0.06
360	213	24	2008	0	0	3.06	2.58	0	0	0	-3.39	0.35	0	0	24789.5	-0.02
360	214	24	2008	0	0	5.47	4.17	0	0	0	-5.75	0.35	0	0	24795	-0.06
360	215	24	2008	6.1	0.32	3.07	0.24	0	0	0	2.36	0.35	0	0	24798	0
360	216	24	2008	4.83	0	4.5	0.69	0	0	0	0.32	0.35	0	0	24802.6	-0.02
360	217	24	2008	0	0	4.59	3.58	0	0	0	-4.89	0.35	0	0	24807.1	-0.04
360	218	24	2008	0	0	3.55	2.35	0	0	0	-3.84	0.35	0	0	24810.7	-0.05
360	219	24	2008	1.52	0	2.99	0.68	0	0	0	-1.8	0.35	0	0	24813.7	-0.01
360	220	24	2008	14.48	0	3.74	0.39	0	0	0	10.46	0.35	0	0	24817.4	-0.07
360	221	24	2008	8.64	0.3	3.15	0.18	0	0	0	4.89	0.35	0	0	24820.6	-0.04
360	222	24	2008	1.02	0	5.52	3.31	0	0	0	-4.53	0.35	0	0	24826.1	-0.02
360	223	24	2008	5.33	0	4.41	1.05	0	0	0	0.61	0.34	0	0	24830.5	-0.03
360	224	24	2008	8.64	0.3	2.88	0.22	0	0	0	5.13	0.34	0	0	24833.4	-0.02
360	225	24	2008	0	0	4.91	3.31	0	0	0	-4.93	0.34	0	0	24838.3	-0.03
360	226	24	2008	9.14	0	3.57	0.66	0	0	0	5.25	0.34	0	0	24841.9	-0.02
360	227	24	2008	0	0	4.47	3.54	0	0	0	-4.78	0.34	0	0	24846.3	-0.03
360	228	24	2008	0	0	3.25	2.56	0	0	0	-3.57	0.34	0	0	24849.6	-0.03
360	229	24	2008	1.52	0	4.74	2.59	0	0	0	-3.51	0.34	0	0	24854.3	-0.04
360	230	24	2008	0	0	4.78	3.53	0	0	0	-5.1	0.34	0	0	24859.1	-0.02
360	231	24	2008	0	0	3.39	2.07	0	0	0	-3.7	0.34	0	0	24862.5	-0.03
360	232	24	2008	12.95	0	5.79	1.88	0	0	0	6.87	0.34	0	0	24868.3	-0.04
360	233	24	2008	0	0	4.37	3.3	0	0	0	-4.68	0.34	0	0	24872.6	-0.03
360	234	24	2008	0	0	3.15	1.9	0	0	0	-3.47	0.34	0	0	24875.8	-0.03
360	235	24	2008	0	0	2.1	0.91	0	0	0	-2.4	0.34	0	0	24877.9	-0.04
360	236	24	2008	0	0	1.76	0.57	0	0	0	-2.06	0.34	0	0	24879.7	-0.04
360	237	24	2008	0	0	1.25	0.57	0	0	0	-1.57	0.34	0	0	24880.9	-0.03
360	238	24	2008	0	0	0.35	0.39	0	0	0	-0.66	0.34	0	0	24881.3	-0.03
360	239	24	2008	0	0	1.01	0.45	0	0	0	-1.3	0.34	0	0	24882.3	-0.05
360	240	24	2008	0	0	0.47	0.45	0	0	0	-0.79	0.34	0	0	24882.8	-0.02
360	241	24	2008	0	0	0.17	0.41	0	0	0	-0.5	0.34	0	0	24882.9	-0.01
360	242	24	2008	6.35	0.8	1.43	0.07	0	0	0	3.77	0.34	0	0	24884.4	0.01
360	243	24	2008	3.05	0	3.76	0.65	0	0	0	-0.23	0.34	0	0	24888.1	-0.02
360	244	24	2008	0	0	2.32	0.78	0	0	0	-2.61	0.34	0	0	24890.4	-0.04
360	245	24	2008	0	0	1.68	0.39	0	0	0	-1.99	0.34	0	0	24892.1	-0.03
360	246	24	2008	0	0	1.39	0.42	0	0	0	-1.7	0.33	0	0	24893.5	-0.03
360	247	24	2008	0	0	0.83	0.43	0	0	0	-1.13	0.33	0	0	24894.3	-0.03
360	248	24	2008	0	0	0.21	0.42	0	0	0	-0.55	0.33	0	0	24894.6	0
360	249	24	2008	0	0	0.62	0.46	0	0	0	-0.92	0.33	0	0	24895.2	-0.03
360	250	24	2008	1.27	0	0.56	0.18	0	0	0	0.37	0.33	0	0	24895.7	0.01
360	251	24	2008	0	0	1.06	0.38	0	0	0	-1.35	0.33	0	0	24896.8	-0.04
360	252	24	2008	0	0	0.61	0.4	0	0	0	-0.91	0.33	0	0	24897.4	-0.03
360	253	24	2008	9.14	0	2.46	0.23	0	0	0	6.37	0.33	0	0	24899.9	-0.01
360	254	24	2008	0.25	0	3.47	1.9	0	0	0	-3.51	0.33	0	0	24903.3	-0.04
360	255	24	2008	0	0	1.49	0.36	0	0	0	-1.79	0.33	0	0	24904.8	-0.03
360	256	24	2008	15.49	0.59	1.39	0.06	0	0	0	13.16	0.33	0	0	24906.2	0.02
360	257	24	2008	0	0	1.8	0.9	0	0	0	-1.52	0.33	0	0	24908	-0.02
360	258	24	2008	10.67	0	4.57	1.91	0	0	0	5.81	0.33	0	0	24912.6	-0.04
360	259	24	2008	0	0	4.3	2.95	0	0	0	-4.57	0.33	0	0	24916.9	-0.05
360	260	24	2008	0	0	2.83	1.58	0	0	0	-3.11	0.33	0	0	24919.7	-0.05
360	261	24	2008	0	0	3.51	2.26	0	0	0	-3.79	0.32	0	0	24923.2	-0.04
360	262	24	2008	0	0	3.56	1.92	0	0	0	-3.85	0.32	0	0	24926.8	-0.03
360	263	24	2008	0	0	2.91	1.49	0	0	0	-3.19	0.32	0	0	24929.7	-0.04
360	264	24	2008	0	0	2.04	0.98	0	0	0	-2.34	0.32	0	0	24931.7	-0.02
360	265	24	2008	0	0	0.51	0.28	0	0	0	-0.82	0.32	0	0	24932.2	-0.02
360	266	24	2008	0	0	1.45	0.51	0	0	0	-1.73	0.32	0	0	24933.7	-0.04
360	267	24	2008	0	0	0.96	0.51	0	0	0	-1.27	0.32	0	0	24934.7	-0.01
360	268	24	2008	0	0	0.51	0.43	0	0	0	-0.81	0.32	0	0	24935.2	-0.02
360	269	24	2008	0	0	0.13	0.34	0	0	0	-0.43	0.32	0	0	24935.3	-0.01
360	270	24	2008	1.78	0	0.9	0.12	0	0	0	0.56	0.32	0	0	24936.2	0
360	271	24	2008	19.56	0.65	0.68	0.05	0	0	0	17.88	0.32	0	0	24936.9	0.03
360	272	24	2008	0	0.03	0.87	0	0	0	0	-0.56	0.32	0	0	24937.8	-0.01
360	273	24	2008	0.25	0	1.2	0.36	0	0	0	-1.18	0.32	0	0	24939	-0.05
360	274	24	2008	3.05	0.23	1.43	0.05	0	0	0	1.1	0.31	0	0	24940.4	-0.03
360	275	24	2008	3.81	0.53	1.03	0	0	0	0	2.17	0.31	0	0	24941.4	0
360	276	24	2008	10.92	0	2.31	0.02	0	0	0	8.86	0.31	0	0	24943.7	-0.03
360	277	24	2008	2.29	0	3.05	0.58	0	0	0	-0.99	0.31	0	0	24946.8	-0.09
360	278	24	2008	0.25	0	1.65	0.69	0	0	0	-1.7	0.31	0	0	24948.4	-0.01
360	279	24	2008	0	0	1.53	0.72	0	0	0	-1.84	0.31	0	0	24950	0
360	280	24	2008	1.52	0	2.2	0.52	0	0	0	-0.96	0.31	0	0	24952.1	-0.02
360	281	24	2008	0	0	1.86	0.92	0	0	0	-2.16	0.31	0	0	24954	-0.01
360	282	24	2008	4.83	0	2.37	0.52	0	0	0	2.2	0.31	0	0	24956.4	-0.05
360	283	24	2008	0.25	0	3.27	1.34	0	0	0	-3.3	0.31	0	0	24959.7	-0.02
360	284	24	2008	0	0	2.79	1.11	0	0	0	-3.05	0.31	0	0	24962.4	-0.05
360	285	24	2008	0	0	2.08	0.95	0	0	0	-2.37	0.31	0	0	24964.5	-0.02
360	286	24	2008	0	0	2.06	0.96	0	0	0	-2.34	0.3	0	0	24966.6	-0.03
360	287	24	2008	0	0	1.31	0.64	0	0	0	-1.6	0.3	0	0	24967.9	-0.02
360	288	24	2008	0.25	0	1.27	0.5	0	0	0	-1.25	0.3	0	0	24969.2	-0.07
360	289	24	2008	0	0	2.13	0.65	0	0	0	-2.39	0.3	0	0	24971.3	-0.04
360	290	24	2008	24.38	0	1.54	0.11	0	0	0	22.56	0.3	0	0	24972.8	-0.02
360	291	24	2008	0	0	2.34	0.37	0	0	0	-2.58	0.3	0	0	24975.2	-0.05
360	292	24	2008	0	0	1.75	0.4	0	0	0	-2.04	0.3	0	0	24976.9	-0.01
360	293	24	2008	0	0	1.58	0.35	0	0	0	-1.87	0.3	0	0	24978.5	-0.01
360	294	24	2008	0	0	1.11	0.3	0	0	0	-1.39	0.3	0	0	24979.6	-0.01
360	295	24	2008	13.97	0	1.36	0.06	0	0	0	12.33	0.3	0	0	24981	-0.02
360	296	24	2008	0	0	1.78	0.09	0	0	0	-2.03	0.3	0	0	24982.8	-0.05
360	297	24	2008	0	0	1.37	0.17	0	0	0	-1.67	0.29	0	0	24984.1	0
360	298	24	2008	0	0	2.09	0.19	0	0	0	-2.37	0.29	0	0	24986.2	-0.02
360	299	24	2008	22.61	0	0.52	0.03	0	0	0	21.79	0.29	0	0	24986.7	0
360	300	24	2008	0.51	0	2.8	0.14	0	0	0	-2.58	0.29	0	0	24989.6	-0.01
360	301	24	2008	1.27	0	1.94	0.06	0	0	0	-0.94	0.29	0	0	24991.5	-0.01
360	302	24	2008	30.48	0.03	1.01	0	0	0	0	29.14	0.29	0	0	24992.5	0
360	303	24	2008	0.25	0	2.43	0	0	0	0	-2.43	0.29	0	0	24994.9	-0.01
360	304	24	2008	0	0	1.98	0.01	0	0	0	-2.27	0.29	0	0	24996.9	0
360	305	24	2008	0	0	1.83	0	0	0	0	-2.12	0.29	0	0	24998.7	0
360	306	24	2008	0	0	1.85	0	0	0	0	-2.14	0.29	0	0	25000.6	0
360	307	24	2008	0	0	1.94	0	0	0	0	-2.23	0.29	0	0	25002.5	0

Attachment D-1
Honeywell
Wastebeds 9-15 SWSR Pre-Design Investigation
SHAW Output Data

RUN	DAY	HR	YR	PRECIP	precip INTRCP	ET	TRANSP	CANOPY chg in storage	SNOW chg in storage	RESIDUE chg in storage	SOIL chg in storage	PERC	RUNOFF	PONDED	Etcum	ERROR
360	308	24	2008	0	0	0.5	0	0	0	0	-0.78	0.28	0	0	25003	0
360	309	24	2008	0	0	0.89	0	0	0	0	-1.18	0.28	0	0	25003.9	0
360	310	24	2008	0	0	0.71	0	0	0	0	-1	0.28	0	0	25004.7	0
360	311	24	2008	0	0	0.9	0	0	0	0	-1.19	0.28	0	0	25005.6	0
360	312	24	2008	0	0	0.96	0	0	0	0	-1.24	0.28	0	0	25006.5	0
360	313	24	2008	7.37	0	0.49	0	0	0	0	6.6	0.28	0	0	25007	0
360	314	24	2008	0.25	0	2.43	0	0	0	0	-2.46	0.28	0	0	25009.4	0
360	315	24	2008	1.78	0	3.07	0	0	0	0	-1.57	0.28	0	0	25012.5	0
360	316	24	2008	2.29	0	1.06	0	0	0	0	0.95	0.28	0	0	25013.6	0
360	317	24	2008	0	0	1	0	0	0	0	-1.28	0.28	0	0	25014.6	0
360	318	24	2008	1.78	0	0.84	0	0	0	0	0.66	0.28	0	0	25015.4	0
360	319	24	2008	0	0	0.9	0	0	0	0	-1.18	0.27	0	0	25016.3	0
360	320	24	2008	19.56	0	0.21	0	0	0	0	19.07	0.27	0	0	25016.5	0
360	321	24	2008	0.51	0	4.25	0	0	0	0	-4.01	0.27	0	0	25020.8	0
360	322	24	2008	1.78	0	1.11	0	0	0	0	0.02	0.27	0	0.38	25021.9	0
360	323	24	2008	0.76	0	0.98	0	0	1.45	0	-1.56	0.27	0	0	25022.9	0
360	324	24	2008	0	0	0.29	0	0	0.23	0	-0.79	0.27	0	0	25023.2	0
360	325	24	2008	1.27	0	0.01	0	0	1.75	0	-0.76	0.27	0	0	25023.2	0
360	326	24	2008	2.79	0	-0.1	0	0	3.19	0	-0.56	0.27	0	0	25023.1	0
360	327	24	2008	3.56	0	-0.11	0	0	3.85	0	-0.45	0.27	0	0	25023	0
360	328	24	2008	0	0	-0.1	0	0	0.26	0	-0.42	0.27	0	0	25022.9	0
360	329	24	2008	2.03	0	0.1	0	0	2.02	0	-0.35	0.27	0	0	25023	0
360	330	24	2008	19.56	0	-0.08	0	0	-0.26	0	-0.25	0.27	19.88	0	25022.9	0
360	331	24	2008	2.54	0	-0.02	0	0	-1.08	0	-0.27	0.26	3.64	0	25022.9	0
360	332	24	2008	0	0	0.11	0	0	-1.9	0	-0.3	0.26	1.84	0	25023	0
360	333	24	2008	0	0	0.16	0	0	-4.37	0	-0.26	0.26	4.2	0	25023.1	0
360	334	24	2008	0.51	0	0.05	0	0	-1.06	0	-0.3	0.26	1.56	0	25023.2	0
360	335	24	2008	10.92	0	0.21	0	0	10.85	0	-0.4	0.26	0	0	25023.4	0
360	336	24	2008	4.06	0	-0.22	0	0	-2.85	0	-0.16	0.26	7.04	0	25023.2	0
360	337	24	2008	0.51	0	0.21	0	0	-1.31	0	0.19	0.26	1.16	0	25023.4	0
360	338	24	2008	0	0	0.06	0	0	-0.42	0	-0.41	0.26	0.5	0	25023.4	0
360	339	24	2008	0.51	0	0.35	0	0	-5.69	0	-0.22	0.26	5.81	0	25023.8	0
360	340	24	2008	0	0	0.67	0	0	-0.2	0	-0.72	0.26	0	0	25024.5	0
360	341	24	2008	0	0	0.34	0	0	0	0	-0.59	0.26	0	0	25024.8	0
360	342	24	2008	0.76	0	0.22	0	0	0.82	0	-0.53	0.25	0	0	25025	0
360	343	24	2008	0	0	0.09	0	0	0.21	0	-0.56	0.25	0	0	25025.1	0
360	344	24	2008	4.83	0	0.16	0	0	3.35	0	-0.32	0.25	1.38	0	25025.3	0
360	345	24	2008	3.3	0	-0.09	0	0	-8.2	0	-0.25	0.25	11.58	0	25025.2	0
360	346	24	2008	2.03	0	0.06	0	0	2.43	0	-0.71	0.25	0	0	25025.3	0
360	347	24	2008	9.4	0	0.1	0	0	9.42	0	-0.37	0.25	0	0	25025.4	0
360	348	24	2008	0	0	-0.08	0	0	0.31	0	-0.48	0.25	0	0	25025.3	0
360	349	24	2008	0.25	0	0.06	0	0	0.26	0	-0.31	0.25	0	0	25025.3	0
360	350	24	2008	2.79	0	-0.82	0	0	-13.07	0	0.3	0.25	16.13	0	25024.5	0
360	351	24	2008	0.25	0	2.11	0	0	0	0	-2.36	0.25	0	0.25	25026.6	0
360	352	24	2008	13.97	0	0.17	0	0	14.1	0	-0.29	0.25	0	0	25026.8	0
360	353	24	2008	0	0	-0.01	0	0	0.11	0	-0.34	0.25	0	0	25026.8	0
360	354	24	2008	12.19	0	0.2	0	0	12.08	0	-0.33	0.24	0	0	25027	0
360	355	24	2008	0	0	-0.06	0	0	0.16	0	-0.35	0.24	0	0	25026.9	0
360	356	24	2008	8.64	0	0.25	0	0	8.46	0	-0.31	0.24	0	0	25027.2	0
360	357	24	2008	2.03	0	-0.03	0	0	2.11	0	-0.3	0.24	0	0	25027.1	0
360	358	24	2008	1.27	0	0	0	0	1.33	0	-0.29	0.24	0	0	25027.1	0
360	359	24	2008	3.3	0	-0.01	0	0	-5.16	0	3.27	0.24	4.95	0	25027.1	0
360	360	24	2008	0	0	0.73	0	0	-1.93	0	-0.18	0.24	1.14	0	25027.9	0
360	361	24	2008	1.02	0	0.18	0	0	0.85	0	-0.26	0.24	0	0	25028	0
360	362	24	2008	16.51	0	-0.2	0	0	-6.24	0	-0.04	0.24	22.75	0	25027.8	0
360	363	24	2008	0	0	-1.27	0	0	-25.87	0	0.77	0.24	26.12	0	25026.6	0
360	364	24	2008	0	0	1.84	0	0	0	0	-2.08	0.24	0	0	25028.4	0
360	365	24	2008	1.02	0	1.06	0	0	0.85	0	-1.13	0.24	0	0	25029.5	0
360	366	24	2008	2.03	0	0.38	0	0	2.14	0	-0.72	0.24	0	0	25029.9	0
360	1	24	2009	0	0	0.03	0	0	0.33	0	-0.59	0.24	0	0	25029.9	0
360	2	24	2009	0.25	0	0.26	0	0	0.25	0	-0.49	0.23	0	0	25030.1	0
360	3	24	2009	1.52	0	0.07	0	0	1.67	0	-0.45	0.23	0	0	25030.2	0
360	4	24	2009	1.02	0	-0.04	0	0	1.27	0	-0.44	0.23	0	0	25030.2	0
360	5	24	2009	0	0	-0.1	0	0	0.21	0	-0.34	0.23	0	0	25030.1	0
360	6	24	2009	0.25	0	-0.02	0	0	0.45	0	-0.42	0.23	0	0	25030.1	0
360	7	24	2009	14.99	0	-0.02	0	0	15.03	0	-0.26	0.23	0	0	25030	0
360	8	24	2009	0.76	0	0.22	0	0	0.58	0	-0.27	0.23	0	0	25030.3	0
360	9	24	2009	0	0	-0.02	0	0	0.15	0	-0.36	0.23	0	0	25030.2	0
360	10	24	2009	3.05	0	-0.02	0	0	3.19	0	-0.35	0.23	0	0	25030.2	0
360	11	24	2009	5.08	0	-0.06	0	0	5.2	0	-0.29	0.23	0	0	25030.2	0
360	12	24	2009	0.76	0	-0.07	0	0	0.88	0	-0.28	0.23	0	0	25030.1	0
360	13	24	2009	0	0	0.25	0	0	-0.21	0	-0.26	0.23	0	0	25030.3	0
360	14	24	2009	0	0	-0.02	0	0	0.1	0	-0.31	0.23	0	0	25030.3	0
360	15	24	2009	0	0	-0.01	0	0	0.13	0	-0.34	0.23	0	0	25030.3	0
360	16	24	2009	0	0	0.19	0	0	-0.08	0	-0.34	0.22	0	0	25030.5	0
360	17	24	2009	0.25	0	0.18	0	0	0.19	0	-0.34	0.22	0	0	25030.7	0
360	18	24	2009	3.3	0	0	0	0	3.37	0	-0.3	0.22	0	0	25030.7	0
360	19	24	2009	0.25	0	-0.07	0	0	0.39	0	-0.29	0.22	0	0	25030.6	0
360	20	24	2009	0.25	0	-0.08	0	0	0.43	0	-0.31	0.22	0	0	25030.5	0
360	21	24	2009	0	0	0.17	0	0	-0.09	0	-0.3	0.22	0	0	25030.7	0
360	22	24	2009	0	0	0.25	0	0	-0.21	0	-0.26	0.22	0	0	25030.9	0
360	23	24	2009	0	0	0.03	0	0	-0.09	0	-0.16	0.22	0	0	25031	0
360	24	24	2009	0	0	0.66	0	0	-0.58	0	-0.3	0.22	0	0	25031.6	0
360	25	24	2009	0	0	0.28	0	0	-0.17	0	-0.32	0.22	0	0	25031.9	0
360	26	24	2009	0	0	0.18	0	0	-0.08	0	-0.31	0.22	0	0	25032.1	0
360	27	24	2009	0	0	0.17	0	0	-0.1	0	-0.29	0.22	0	0	25032.3	0
360	28	24	2009	14.99	0	0.16	0	0	14.87	0	-0.26	0.22	0	0	25032.4	0
360	29	24	2009	0	0	0.15	0	0	-0.13	0	-0.24	0.22	0	0	25032.6	0
360	30	24	2009	0	0	0.23	0	0	-0.2	0	-0.24	0.22	0	0	25032.8	0
360	31	24	2009	0.51	0	0.12	0	0	0.43	0	-0.26	0.22	0	0	25032.9	0
360	32	24	2009	0	0	0.19	0	0	-0.18	0	-0.22	0.21	0	0	25033.1	0
360	33	24	2009	0	0	0.06	0	0	-0.06	0	-0.21	0.21	0	0	25033.2	0
360	34	24	2009	0	0	0.05	0	0	0.01	0	-0.27	0.21	0	0	25033.2	0
360	35	24	2009	0	0	0.1	0	0	-0.01	0	-0.3	0.21	0	0	25033.3	0
360	36	24	2009	0	0	0.08	0	0	0.01	0	-0.31	0.21	0	0	25033.4	0
360	37	24	2009	0	0	0.15	0	0	-0.09	0	-0.28	0.21	0	0	25033.5	0
360	38	24	2009	0	0	0.18	0	0	-0.29	0	-0.1	0.21	0	0	25033.7	0
360	39	24	2009	0	0	0.16	0	0	-7.57	0	7.2	0.21	0	0	25033.9	0
360	40	24	2009	0	0	0.08	0	0	-1.51	0	0.66	0.21	0.56	0	25034	0
360	41	24	2009	0	0	0.15	0	0	-1.03	0	-0.21	0.21	0.88	0	25034.1	0
360	42	24	2009	6.35	0	-0.15	0	0	-6.8	0	-0.17	0.21	13.26	0	25034	0
360	43	24	2009	13.72	0	-0.61	0	0	-27.07	0	-0.09	0.21	41.28	0	25033.3	0
360	44	24	2009	1.27	0	0.86	0	0	0.69	0	-0.49	0.21	0	0	25034.2	0

Attachment D-1
Honeywell
Wastebeds 9-15 SWSR Pre-Design Investigation
SHAW Output Data

RUN	DAY	HR	YR	PRECIP	precip INTRCP	ET	TRANSP	CANOPY chg in storage	SNOW chg in storage	RESIDUE chg in storage	SOIL chg in storage	PERC	RUNOFF	PONDED	Etcum	ERROR
360	45	24	2009	0	0	0.32	0	0	-0.1	0	-0.43	0.21	0	0	25034.5	0
360	46	24	2009	0	0	0.3	0	0	-0.1	0	-0.4	0.21	0	0	25034.8	0
360	47	24	2009	0	0	0.21	0	0	-0.05	0	-0.37	0.21	0	0	25035	0
360	48	24	2009	0	0	0.15	0	0	-0.03	0	-0.33	0.21	0	0	25035.2	0
360	49	24	2009	4.32	0	0.3	0	0	4.02	0	-0.21	0.2	0	0	25035.5	0
360	50	24	2009	2.29	0	0.3	0	0	2.01	0	-0.22	0.2	0	0	25035.8	0
360	51	24	2009	0.76	0	0.39	0	0	0.44	0	-0.28	0.2	0	0	25036.2	0
360	52	24	2009	0	0	0.16	0	0	-0.11	0	-0.26	0.2	0	0	25036.3	0
360	53	24	2009	0.76	0	0.37	0	0	0.42	0	-0.23	0.2	0	0	25036.7	0
360	54	24	2009	0	0	0.37	0	0	-0.27	0	-0.3	0.2	0	0	25037.1	0
360	55	24	2009	0.25	0	0.15	0	0	0.22	0	-0.32	0.2	0	0	25037.2	0
360	56	24	2009	0	0	0.11	0	0	-0.04	0	-0.27	0.2	0	0	25037.3	0
360	57	24	2009	0.51	0	-0.01	0	0	-2.64	0	0.72	0.2	2.23	0	25037.3	0
360	58	24	2009	2.54	0	-0.28	0	0	-10.05	0	0.05	0.2	12.62	0	25037	0
360	59	24	2009	0	0	2.38	0	0	0	0	-2.58	0.2	0	0	25039.4	0
360	60	24	2009	0	0	1.38	0	0	0	0	-1.58	0.2	0	0	25040.8	0
360	61	24	2009	0	0	1.97	0	0	0	0	-2.17	0.2	0	0	25042.8	0
360	62	24	2009	0	0	2	0	0	0	0	-2.2	0.2	0	0	25044.8	0
360	63	24	2009	0	0	1.55	0	0	0	0	-1.75	0.2	0	0	25046.3	0
360	64	24	2009	0	0	1.65	0	0	0	0	-1.84	0.2	0	0	25048	0
360	65	24	2009	0.76	0	0.98	0	0	0	0	-0.42	0.2	0	0	25049	0
360	66	24	2009	31.24	0	0.82	0	0	0	0	11.86	0.2	18.37	0	25049.8	0
360	67	24	2009	5.59	0	0.35	0	0	0	0	5.05	0.2	0	0	25050.1	0
360	68	24	2009	16.26	0	0.57	0	0	0	0	15.49	0.19	0	0	25050.7	0
360	69	24	2009	2.54	0	0.62	0	0	0	0	1.73	0.19	0	0	25051.3	0
360	70	24	2009	7.62	0	3.42	0	0	0	0	4	0.19	0	0	25054.7	0
360	71	24	2009	0	0	4.33	0	0	0	0	-4.52	0.19	0	0	25059.1	0
360	72	24	2009	0	0	1.97	0	0	0	0	-2.16	0.19	0	0	25061	0
360	73	24	2009	0	0	1.75	0	0	0	0	-1.95	0.19	0	0	25062.8	0
360	74	24	2009	0	0	1.59	0	0	0	0	-1.79	0.19	0	0	25064.4	0
360	75	24	2009	0	0	1.81	0	0	0	0	-2	0.19	0	0	25066.2	0
360	76	24	2009	0	0	2.84	0	0	0	0	-3.03	0.19	0	0	25069	0
360	77	24	2009	4.32	0	1.66	0	0	0	0	2.47	0.19	0	0	25070.7	0
360	78	24	2009	4.83	0	3.96	0	0	0	0	0.68	0.19	0	0	25074.6	0
360	79	24	2009	0	0	4.57	0	0	0	0	-4.75	0.19	0	0	25079.2	-0.01
360	80	24	2009	0	0	2.07	0	0	0	0	-2.26	0.19	0	0	25081.3	0
360	81	24	2009	0	0	2.34	0	0	0	0	-2.52	0.19	0	0	25083.6	0
360	82	24	2009	0	0	4.56	0	0	0	0	-4.75	0.19	0	0	25088.2	0
360	83	24	2009	0	0	2.39	0	0	0	0	-2.58	0.19	0	0	25090.6	0
360	84	24	2009	0	0	3.98	0	0	0	0	-4.17	0.19	0	0	25094.6	0
360	85	24	2009	4.57	0	1.12	0	0	0	0	3.26	0.19	0	0	25095.7	0
360	86	24	2009	0.25	0	3.09	0	0	0	0	-3.02	0.19	0	0	25098.8	0
360	87	24	2009	0	0	3.17	0	0	0	0	-3.35	0.19	0	0	25101.9	0
360	88	24	2009	13.46	0	1.49	0	0	0	0	11.79	0.19	0	0	25103.4	0
360	89	24	2009	5.08	0	1.99	0	0	0	0	2.91	0.18	0	0	25105.4	0
360	90	24	2009	0	0	2.58	0	0	0	0	-2.77	0.18	0	0	25108	0
360	91	24	2009	1.52	0	1.8	0	0	0	0	-0.46	0.18	0	0	25109.8	0
360	92	24	2009	0	0	3.19	0.03	0	0	0	-3.38	0.18	0	0	25113	0.01
360	93	24	2009	18.29	0.01	1.59	0	0	0	0	16.5	0.18	0	0	25114.6	0.01
360	94	24	2009	12.95	0.01	2.73	0	0	0	0	10.04	0.18	0	0	25117.3	0.01
360	95	24	2009	2.03	0	3.64	0.04	0	0	0	-1.78	0.18	0	0	25121	0
360	96	24	2009	8.89	0	1.67	0	0	0	0	7.04	0.18	0	0	25122.6	0
360	97	24	2009	0	0	2.83	0	0	0	0	-3	0.18	0	0	25125.4	0
360	98	24	2009	0	0	2.74	0	0	0	0	-2.91	0.18	0	0	25128.2	0
360	99	24	2009	0	0	4.71	0.26	0	0	0	-4.89	0.18	0	0	25132.9	0
360	100	24	2009	0	0	3.1	0.29	0	0	0	-3.28	0.18	0	0	25136	0
360	101	24	2009	0	0	4.64	0.24	0	0	0	-4.8	0.18	0	0	25140.6	-0.01
360	102	24	2009	0	0	3.91	0	0	0	0	-4.09	0.18	0	0	25144.5	0
360	103	24	2009	0	0	3.23	0.26	0	0	0	-3.41	0.18	0	0	25147.8	0
360	104	24	2009	0	0	3.65	0.55	0	0	0	-3.82	0.18	0	0	25151.4	-0.01
360	105	24	2009	0	0	4.26	0.71	0	0	0	-4.43	0.18	0	0	25155.7	-0.02
360	106	24	2009	0	0	4.01	0.7	0	0	0	-4.19	0.18	0	0	25159.7	-0.01
360	107	24	2009	0	0	4.74	0.87	0	0	0	-4.91	0.18	0	0	25164.4	-0.01
360	108	24	2009	0	0	3.4	0.82	0	0	0	-3.58	0.18	0	0	25167.8	0
360	109	24	2009	0.25	0	3.76	0.8	0	0	0	-3.67	0.18	0	0	25171.6	-0.01
360	110	24	2009	3.05	0	3.59	0.39	0	0	0	-0.64	0.18	0	0	25175.2	-0.07
360	111	24	2009	1.27	0	3.53	0.72	0	0	0	-2.43	0.18	0	0	25178.7	-0.01
360	112	24	2009	1.52	0	2.47	0.4	0	0	0	-1.1	0.18	0	0	25181.2	-0.02
360	113	24	2009	4.83	0	2.9	0.31	0	0	0	1.78	0.18	0	0	25184.1	-0.03
360	114	24	2009	0	0	4.86	1.61	0	0	0	-5.01	0.17	0	0	25188.9	-0.02
360	115	24	2009	0	0	3.19	1.66	0	0	0	-3.37	0.17	0	0	25192.1	0
360	116	24	2009	0	0	3.34	1.84	0	0	0	-3.51	0.17	0	0	25195.5	0
360	117	24	2009	0	0	2.11	1.87	0	0	0	-2.24	0.17	0	0	25197.6	-0.04
360	118	24	2009	1.02	0	2.9	1.89	0	0	0	-2.03	0.17	0	0	25200.5	-0.02
360	119	24	2009	0	0	2.83	2.2	0	0	0	-2.99	0.17	0	0	25203.3	-0.01
360	120	24	2009	2.29	0	2.43	1.02	0	0	0	-0.3	0.17	0	0	25205.7	-0.01
360	121	24	2009	4.06	0	3.73	1.23	0	0	0	0.16	0.17	0	0	25209.5	0
360	122	24	2009	4.57	0	4.57	0.97	0	0	0	-0.15	0.17	0	0	25214	-0.02
360	123	24	2009	0	0	3.1	1.5	0	0	0	-3.26	0.17	0	0	25217.1	-0.01
360	124	24	2009	0	0	2.71	1.58	0	0	0	-2.87	0.17	0	0	25219.8	-0.01
360	125	24	2009	0	0	1.61	1.34	0	0	0	-1.77	0.17	0	0	25221.4	-0.01
360	126	24	2009	0.25	0	2.13	1.75	0	0	0	-2.04	0.17	0	0	25223.6	-0.01
360	127	24	2009	9.14	0	1.66	0.27	0	0	0	7.31	0.17	0	0	25225.2	0
360	128	24	2009	11.94	0	3.81	1.18	0	0	0	7.98	0.17	0	0	25229	-0.01
360	129	24	2009	7.11	0	4.96	1.6	0	0	0	2.03	0.17	0	0	25234	-0.04
360	130	24	2009	1.27	0	4.8	1.25	0	0	0	-3.66	0.17	0	0	25238.8	-0.04
360	131	24	2009	0	0	4.78	1.96	0	0	0	-4.92	0.17	0	0	25243.6	-0.02
360	132	24	2009	0	0	4.66	2.04	0	0	0	-4.82	0.17	0	0	25248.2	-0.01
360	133	24	2009	0	0	5.72	2.88	0	0	0	-5.87	0.17	0	0	25254	-0.03
360	134	24	2009	2.54	0	3.57	1.4	0	0	0	-1.2	0.17	0	0	25257.5	0
360	135	24	2009	0	0	4.05	2.5	0	0	0	-4.2	0.17	0	0	25261.6	-0.01
360	136	24	2009	18.8	0	2.13	0.87	0	0	0	16.53	0.17	0	0	25263.7	-0.03
360	137	24	2009	0	0	5.57	2.25	0	0	0	-5.71	0.17	0	0	25269.3	-0.03
360	138	24	2009	0	0	4.99	2.23	0	0	0	-5.15	0.17	0	0	25274.3	0
360	139	24	2009	0	0	5.17	2.56	0	0	0	-5.33	0.17	0	0	25279.4	-0.01
360	140	24	2009	0	0	4.18	2.02	0	0	0	-4.34	0.17	0	0	25283.6	-0.01
360	141	24	2009	0	0	1.76	1.23	0	0	0	-1.92	0.17	0	0	25285.4	0
360	142	24	2009	0	0	0.32	0.59	0	0	0	-0.49	0.17	0	0	25285.7	0
360	143	24	2009	0	0	0.56	0.52	0	0	0	-0.71	0.17	0	0	25286.2	-0.01
360	144	24	2009	0	0	0.55	0.49	0	0	0	-0.7	0.17	0	0	25286.8	-0.01
360	145	24	2009	0	0	0.67	0.48	0	0	0	-0.82	0.17	0	0	25287.5	-0.01
360	146	24	2009	6.35	0	3.05	0.44	0	0	0	3.14	0.17	0	0	25290.5	-0.01
360	147	24	2009	8.13	0	3.29	0.83	0	0	0	4.7	0.16	0	0	25293.8	-0.03

Attachment D-1
Honeywell
Wastebeds 9-15 SWSR Pre-Design Investigation
SHAW Output Data

RUN	DAY	HR	YR	PRECIP	precip INTRCP	ET	TRANSP	CANOPY chg in storage	SNOW chg in storage	RESIDUE chg in storage	SOIL chg in storage	PERC	RUNOFF	PONDED	Etcum	ERROR
360	148	24	2009	10.92	0	2.74	0.58	0	0	0	8.03	0.16	0	0	25296.5	-0.01
360	149	24	2009	3.3	0	2.42	0.12	0	0	0	0.74	0.16	0	0	25299	-0.03
360	150	24	2009	0.25	0	4.89	2.73	0	0	0	-4.77	0.16	0	0	25303.9	-0.03
360	151	24	2009	1.52	0	6.13	2.44	0	0	0	-4.75	0.16	0	0	25310	-0.02
360	152	24	2009	0	0	2.71	1.74	0	0	0	-2.87	0.16	0	0	25312.7	-0.01
360	153	24	2009	0	0	2.42	1.09	0	0	0	-2.58	0.16	0	0	25315.1	-0.01
360	154	24	2009	0	0	2.3	0.8	0	0	0	-2.44	0.16	0	0	25317.4	-0.02
360	155	24	2009	0	0	2.07	0.7	0	0	0	-2.21	0.16	0	0	25319.5	-0.03
360	156	24	2009	0	0	0.71	0.6	0	0	0	-0.87	0.16	0	0	25320.2	-0.01
360	157	24	2009	0	0	0.55	0.58	0	0	0	-0.71	0.16	0	0	25320.8	-0.01
360	158	24	2009	0	0	0.54	0.48	0	0	0	-0.69	0.16	0	0	25321.3	-0.02
360	159	24	2009	0.25	0	0.82	0.52	0	0	0	-0.72	0.16	0	0	25322.1	0
360	160	24	2009	6.86	0	4.18	0.64	0	0	0	2.52	0.16	0	0	25326.3	-0.01
360	161	24	2009	0	0	2.22	0.44	0	0	0	-2.35	0.16	0	0	25328.5	-0.03
360	162	24	2009	22.86	0	2.56	0.2	0	0	0	20.18	0.16	0	0	25331.1	-0.04
360	163	24	2009	39.88	0	4.1	1.22	0	0	0	35.67	0.16	0	0	25335.2	-0.05
360	164	24	2009	0.25	0	3.84	2.71	0	0	0	-3.69	0.16	0	0	25339	-0.05
360	165	24	2009	0	0	5.42	3.87	0	0	0	-5.55	0.16	0	0	25344.4	-0.03
360	166	24	2009	3.56	0	5.76	2.13	0	0	0	-2.33	0.16	0	0	25350.2	-0.03
360	167	24	2009	0	0	6	3.95	0	0	0	-6.12	0.16	0	0	25356.2	-0.04
360	168	24	2009	1.27	0	5.01	2.84	0	0	0	-3.87	0.16	0	0	25361.2	-0.04
360	169	24	2009	26.92	0.7	2.07	0.09	0	0	0	24.01	0.16	0	0	25363.3	-0.01
360	170	24	2009	0.25	0	2.77	1.36	0	0	0	-1.97	0.16	0	0	25366	-0.01
360	171	24	2009	12.7	1.24	1.37	0.08	0	0	0	9.95	0.16	0	0	25367.4	-0.02
360	172	24	2009	0.25	0	3.61	1.76	0	0	0	-2.27	0.16	0	0	25371	-0.01
360	173	24	2009	0	0	6.37	4.66	0	0	0	-6.49	0.16	0	0	25377.4	-0.04
360	174	24	2009	0	0	6.63	4.77	0	0	0	-6.74	0.16	0	0	25384	-0.05
360	175	24	2009	0	0	6.61	5.03	0	0	0	-6.75	0.16	0	0	25390.6	-0.02
360	176	24	2009	0	0	4.97	4.09	0	0	0	-5.1	0.16	0	0	25395.6	-0.03
360	177	24	2009	2.29	0	3.28	1.06	0	0	0	-1.12	0.16	0	0	25398.9	-0.04
360	178	24	2009	0	0	3.6	2.66	0	0	0	-3.73	0.16	0	0	25402.5	-0.04
360	179	24	2009	3.56	0	5.95	2.66	0	0	0	-2.54	0.16	0	0	25408.4	-0.02
360	180	24	2009	2.79	0	5.14	2.03	0	0	0	-2.48	0.16	0	0	25413.6	-0.03
360	181	24	2009	9.4	0.34	2.99	0.29	0	0	0	5.92	0.16	0	0	25416.6	-0.01
360	182	24	2009	0.25	0	3.97	2.83	0	0	0	-3.53	0.16	0	0	25420.5	-0.01
360	183	24	2009	2.79	0.18	2.47	0.18	0	0	0	0	0.16	0	0	25423	-0.01
360	184	24	2009	0.25	0	3.93	2.76	0	0	0	-3.63	0.16	0	0	25426.9	-0.03
360	185	24	2009	0	0	5.48	3.94	0	0	0	-5.59	0.16	0	0	25432.4	-0.04
360	186	24	2009	0	0	6.5	4.91	0	0	0	-6.63	0.16	0	0	25438.9	-0.04
360	187	24	2009	0.76	0	5.39	3.86	0	0	0	-4.79	0.16	0	0	25444.3	0
360	188	24	2009	4.06	0	4.35	0.98	0	0	0	-0.42	0.16	0	0	25448.7	-0.03
360	189	24	2009	0.51	0	4.5	3.14	0	0	0	-4.09	0.16	0	0	25453.1	-0.06
360	190	24	2009	0	0	4.29	3.63	0	0	0	-4.45	0.16	0	0	25457.4	0
360	191	24	2009	0	0	3.9	2.56	0	0	0	-4.03	0.16	0	0	25461.3	-0.04
360	192	24	2009	9.65	0	4.65	1.29	0	0	0	4.85	0.16	0	0	25466	-0.01
360	193	24	2009	0	0	5.15	3.19	0	0	0	-5.25	0.16	0	0	25471.1	-0.06
360	194	24	2009	0	0	2.31	0.89	0	0	0	-2.42	0.16	0	0	25473.4	-0.04
360	195	24	2009	0	0	2.01	0.67	0	0	0	-2.13	0.16	0	0	25475.5	-0.04
360	196	24	2009	0	0	1.33	0.69	0	0	0	-1.47	0.16	0	0	25476.8	-0.02
360	197	24	2009	0.25	0	0.88	0.61	0	0	0	-0.79	0.16	0	0	25477.7	0
360	198	24	2009	1.02	0	1.06	0.36	0	0	0	-0.18	0.16	0	0	25478.7	-0.03
360	199	24	2009	0	0	0.73	0.5	0	0	0	-0.86	0.16	0	0	25479.5	-0.04
360	200	24	2009	0	0	0.61	0.49	0	0	0	-0.74	0.16	0	0	25480.1	-0.03
360	201	24	2009	0	0	0.8	0.52	0	0	0	-0.95	0.16	0	0	25480.9	-0.01
360	202	24	2009	1.78	0	1.42	0.28	0	0	0	0.18	0.16	0	0	25482.3	0.01
360	203	24	2009	0	0	0.92	0.48	0	0	0	-1.06	0.16	0	0	25483.2	-0.03
360	204	24	2009	0.25	0	0.5	0.42	0	0	0	-0.41	0.16	0	0	25483.7	0
360	205	24	2009	7.87	0.44	2.8	0.11	0	0	0	4.49	0.16	0	0	25486.5	-0.02
360	206	24	2009	0.76	0	3.53	1.52	0	0	0	-2.45	0.16	0	0	25490	-0.03
360	207	24	2009	3.05	0	3.4	0.29	0	0	0	-0.52	0.16	0	0	25493.4	0.01
360	208	24	2009	1.52	0	2.57	0.34	0	0	0	-1.16	0.16	0	0	25496	-0.04
360	209	24	2009	0	0	1.64	0.43	0	0	0	-1.75	0.16	0	0	25497.6	-0.05
360	210	24	2009	2.29	0	2.29	0.18	0	0	0	-0.16	0.16	0	0	25499.9	-0.01
360	211	24	2009	0.51	0	1.99	0.41	0	0	0	-1.61	0.16	0	0	25501.9	-0.03
360	212	24	2009	11.43	0.84	2.17	0.1	0	0	0	8.27	0.16	0	0	25504.1	-0.01
360	213	24	2009	0	0	5.67	3.58	0	0	0	-4.95	0.16	0	0	25509.8	-0.04
360	214	24	2009	34.8	0	3.32	0.11	0	0	0	31.32	0.16	0	0	25513.1	0
360	215	24	2009	0	0	5.72	4.55	0	0	0	-5.81	0.16	0	0	25518.8	-0.06
360	216	24	2009	0	0	6.95	5.5	0	0	0	-7.06	0.16	0	0	25525.7	-0.05
360	217	24	2009	0	0	6.18	4.5	0	0	0	-6.29	0.16	0	0	25531.9	-0.05
360	218	24	2009	0	0	5.42	3.99	0	0	0	-5.54	0.16	0	0	25537.3	-0.04
360	219	24	2009	0	0	5.46	3.78	0	0	0	-5.57	0.16	0	0	25542.8	-0.05
360	220	24	2009	0	0	2.57	1.71	0	0	0	-2.69	0.16	0	0	25545.4	-0.04
360	221	24	2009	1.27	0	1.51	0.25	0	0	0	-0.39	0.16	0	0	25546.9	-0.02
360	222	24	2009	25.65	0	4.2	1.29	0	0	0	21.32	0.16	0	0	25551.1	-0.03
360	223	24	2009	0	0	5.65	4.19	0	0	0	-5.73	0.16	0	0	25556.7	-0.07
360	224	24	2009	0	0	4.73	3.96	0	0	0	-4.89	0.16	0	0	25561.5	0
360	225	24	2009	0	0	4.31	3.45	0	0	0	-4.43	0.16	0	0	25565.8	-0.04
360	226	24	2009	0	0	4.62	3.74	0	0	0	-4.78	0.16	0	0	25570.4	0
360	227	24	2009	0	0	2.9	1.66	0	0	0	-3.03	0.16	0	0	25573.3	-0.03
360	228	24	2009	0	0	2	0.76	0	0	0	-2.13	0.16	0	0	25575.3	-0.03
360	229	24	2009	0	0	1.75	0.56	0	0	0	-1.85	0.16	0	0	25577	-0.05
360	230	24	2009	2.79	0	2.93	0.3	0	0	0	-0.26	0.16	0	0	25580	-0.03
360	231	24	2009	0	0	0.93	0.36	0	0	0	-1.04	0.16	0	0	25580.9	-0.04
360	232	24	2009	0	0	0.28	0.3	0	0	0	-0.41	0.16	0	0	25581.2	-0.03
360	233	24	2009	1.52	0	1.14	0.15	0	0	0	0.22	0.16	0	0	25582.3	-0.01
360	234	24	2009	0	0	0.77	0.23	0	0	0	-0.89	0.16	0	0	25583.1	-0.04
360	235	24	2009	8.89	0	2.93	0.17	0	0	0	5.81	0.16	0	0	25586	-0.02
360	236	24	2009	0.51	0	3.14	1.65	0	0	0	-2.73	0.16	0	0	25589.2	-0.05
360	237	24	2009	0	0	1.6	0.3	0	0	0	-1.73	0.16	0	0	25590.8	-0.03
360	238	24	2009	1.78	0	1.91	0.05	0	0	0	-0.29	0.16	0	0	25592.7	0
360	239	24	2009	0	0	1.65	0.14	0	0	0	-1.76	0.16	0	0	25594.3	-0.05
360	240	24	2009	7.62	0	3.38	0.54	0	0	0	4.09	0.16	0	0	25597.7	-0.02
360	241	24	2009	16	0.07	2.65	0.14	0	0	0	13.12	0.16	0	0	25600.3	0
360	242	24	2009	1.02	0	3.59	1.92	0	0	0	-2.62	0.16	0	0	25603.9	-0.03
360	243	24	2009	0	0	3.83	2.62	0	0	0	-3.95	0.16	0	0	25607.8	-0.04
360	244	24	2009	0	0	3.96	2.86	0	0	0	-4.08	0.16	0	0	25611.7	-0.04
360	245	24	2009	0	0	3.01	1.96	0	0	0	-3.17	0.16	0	0	25614.7	0
360	246	24	2009	0	0	1.97	0.81	0	0	0	-2.11	0.16	0	0	25616.7	-0.02
360	247	24	2009	0	0	1.74	0.37	0	0	0	-1.86	0.16	0	0	25618.4	-0.04
360	248	24	2009	0	0	0.91	0.2	0	0	0	-1.04	0.16	0	0	25619.3	-0.03
360	249	24	2009	0	0	0.67	0.18	0	0	0	-0.8	0.16	0	0	25620	-0.03
360	250	24	2009	0	0	-0.04	0.12	0	0	0	-0.13	0.16	0	0	25620	0

Attachment D-1
Honeywell
Wastebeds 9-15 SWSR Pre-Design Investigation
SHAW Output Data

RUN	DAY	HR	YR	PRECIP	precip INTRCP	ET	TRANSP	CANOPY chg in storage	SNOW chg in storage	RESIDUE chg in storage	SOIL chg in storage	PERC	RUNOFF	PONDED	Etcum	ERROR
360	251	24	2009	0	0	0.28	0.13	0	0	0	-0.42	0.16	0	0	25620.3	-0.02
360	252	24	2009	0	0	0.16	0.1	0	0	0	-0.3	0.16	0	0	25620.4	-0.02
360	253	24	2009	0	0	-0.01	0.06	0	0	0	-0.12	0.16	0	0	25620.4	-0.03
360	254	24	2009	0.25	0	0.2	0.04	0	0	0	-0.09	0.16	0	0	25620.6	-0.01
360	255	24	2009	0	0	-0.11	0.04	0	0	0	-0.07	0.16	0	0	25620.5	0.01
360	256	24	2009	0	0	-0.08	0.03	0	0	0	-0.06	0.16	0	0	25620.4	-0.02
360	257	24	2009	0	0	0.25	0.03	0	0	0	-0.38	0.16	0	0	25620.7	-0.03
360	258	24	2009	0	0	0.18	0.03	0	0	0	-0.31	0.16	0	0	25620.9	-0.03
360	259	24	2009	0	0	0.31	0.03	0	0	0	-0.43	0.16	0	0	25621.2	-0.04
360	260	24	2009	1.02	0	0.54	0.02	0	0	0	0.32	0.16	0	0	25621.7	0
360	261	24	2009	0	0	0.02	0.01	0	0	0	-0.15	0.16	0	0	25621.7	-0.02
360	262	24	2009	0	0	0.7	0.02	0	0	0	-0.82	0.16	0	0	25622.4	-0.04
360	263	24	2009	0	0	0.16	0.03	0	0	0	-0.29	0.16	0	0	25622.6	-0.03
360	264	24	2009	0	0	-0.26	0.02	0	0	0	0.12	0.16	0	0	25622.3	-0.02
360	265	24	2009	4.32	0	1.5	0	0	0	0	2.66	0.16	0	0	25623.8	0
360	266	24	2009	5.84	0	2.89	0.72	0	0	0	2.81	0.16	0	0	25626.7	-0.02
360	267	24	2009	0	0	2.71	0.91	0	0	0	-2.84	0.16	0	0	25629.4	-0.03
360	268	24	2009	0	0	1.6	0.01	0	0	0	-1.73	0.16	0	0	25631	-0.02
360	269	24	2009	5.84	0	2.85	0.5	0	0	0	2.88	0.16	0	0	25633.9	-0.04
360	270	24	2009	27.43	0.63	0.85	0.05	0	0	0	25.77	0.16	0	0	25634.7	0.03
360	271	24	2009	2.54	0	2.62	0.25	0	0	0	0.42	0.16	0	0	25637.4	-0.02
360	272	24	2009	7.62	0	2.63	0.37	0	0	0	4.88	0.16	0	0	25640	-0.04
360	273	24	2009	2.54	0.11	1.9	0.12	0	0	0	0.4	0.16	0	0	25641.9	-0.02
360	274	24	2009	1.52	0	1.66	0.21	0	0	0	-0.15	0.16	0	0	25643.5	-0.02
360	275	24	2009	10.92	0.33	1.13	0.07	0	0	0	9.29	0.16	0	0	25644.7	0.02
360	276	24	2009	2.79	0	2.65	0.62	0	0	0	0.32	0.16	0	0	25647.3	-0.01
360	277	24	2009	0	0	1.75	0.83	0	0	0	-1.86	0.15	0	0	25649.1	-0.04
360	278	24	2009	2.29	0	2.75	0.55	0	0	0	-0.55	0.15	0	0	25651.8	-0.06
360	279	24	2009	0	0	2.46	1.12	0	0	0	-2.59	0.15	0	0	25654.3	-0.02
360	280	24	2009	10.16	0	2.8	0.47	0	0	0	7.23	0.15	0	0	25657.1	-0.02
360	281	24	2009	0	0	2.43	1	0	0	0	-2.54	0.15	0	0	25659.5	-0.05
360	282	24	2009	2.03	0.35	0.57	0.06	0	0	0	0.94	0.15	0	0	25660.1	0.02
360	283	24	2009	2.79	0	2.43	0.23	0	0	0	0.58	0.15	0	0	25662.5	-0.03
360	284	24	2009	0	0	2.78	0.74	0	0	0	-2.88	0.15	0	0	25665.3	-0.05
360	285	24	2009	0	0	1.24	0.38	0	0	0	-1.39	0.15	0	0	25666.5	0
360	286	24	2009	4.32	0.06	1.26	0.04	0	0	0	2.84	0.15	0	0	25667.8	0
360	287	24	2009	0.51	0	1.32	0.19	0	0	0	-0.89	0.15	0	0	25669.1	-0.01
360	288	24	2009	0	0	1	0	0	0	0	-1.15	0.15	0	0	25670.1	0
360	289	24	2009	0	0	1.66	0.44	0	0	0	-1.79	0.15	0	0	25671.8	-0.02
360	290	24	2009	0	0	1.46	0.43	0	0	0	-1.59	0.15	0	0	25673.2	-0.02
360	291	24	2009	0	0	1.76	0.51	0	0	0	-1.89	0.15	0	0	25675	-0.02
360	292	24	2009	0	0	1.8	0.44	0	0	0	-1.93	0.15	0	0	25676.8	-0.02
360	293	24	2009	0	0	0.9	0.34	0	0	0	-1.05	0.15	0	0	25677.7	0
360	294	24	2009	0	0	0.47	0.22	0	0	0	-0.61	0.15	0	0	25678.2	-0.01
360	295	24	2009	1.27	0	1.94	0.27	0	0	0	-0.77	0.15	0	0	25680.1	-0.05
360	296	24	2009	4.57	0	2.12	0.08	0	0	0	2.33	0.15	0	0	25682.2	-0.03
360	297	24	2009	19.3	0	0.7	0.04	0	0	0	18.45	0.15	0	0	25682.9	0
360	298	24	2009	0	0	3.16	0.21	0	0	0	-3.3	0.15	0	0	25686.1	-0.01
360	299	24	2009	0	0	1.71	0.19	0	0	0	-1.86	0.15	0	0	25687.8	0
360	300	24	2009	0	0	1.69	0.16	0	0	0	-1.82	0.15	0	0	25689.5	-0.02
360	301	24	2009	38.61	0	1.03	0.01	0	0	0	37.43	0.15	0	0	25690.5	0
360	302	24	2009	0	0	0.56	0.02	0	0	0	-0.71	0.15	0	0	25691.1	0
360	303	24	2009	0.51	0	2.53	0.02	0	0	0	-2.18	0.15	0	0	25693.6	0.01
360	304	24	2009	2.29	0	2.27	0.02	0	0	0	-0.12	0.15	0	0	25695.9	-0.01
360	305	24	2009	0	0	2.25	0	0	0	0	-2.4	0.15	0	0	25698.1	0
360	306	24	2009	0	0	1.78	0	0	0	0	-1.93	0.15	0	0	25699.9	0
360	307	24	2009	0.76	0	2.64	0	0	0	0	-2.03	0.15	0	0	25702.5	0
360	308	24	2009	0.25	0	1.32	0	0	0	0	-1.21	0.15	0	0	25703.9	0
360	309	24	2009	3.3	0	1.37	0	0	0	0	1.79	0.15	0	0	25705.2	0
360	310	24	2009	2.54	0	0.42	0	0	1.49	0	0.49	0.15	0	0	25705.6	0
360	311	24	2009	0	0	0.77	0	0	-1.49	0	0.56	0.15	0	0	25706.4	0
360	312	24	2009	0	0	1.29	0	0	0	0	-1.44	0.15	0	0	25707.7	0
360	313	24	2009	0	0	1.18	0	0	0	0	-1.33	0.15	0	0	25708.9	0
360	314	24	2009	0	0	1.21	0	0	0	0	-1.36	0.15	0	0	25710.1	0
360	315	24	2009	0	0	1.73	0	0	0	0	-1.88	0.15	0	0	25711.8	0
360	316	24	2009	0	0	1.43	0	0	0	0	-1.58	0.15	0	0	25713.3	0
360	317	24	2009	0	0	1.84	0	0	0	0	-1.98	0.15	0	0	25715.1	0
360	318	24	2009	0	0	0.48	0	0	0	0	-0.63	0.15	0	0	25715.6	0
360	319	24	2009	0	0	0.8	0	0	0	0	-0.94	0.15	0	0	25716.4	0
360	320	24	2009	0	0	1.88	0	0	0	0	-2.03	0.15	0	0	25718.3	0
360	321	24	2009	0	0	1.03	0	0	0	0	-1.17	0.15	0	0	25719.3	0
360	322	24	2009	0	0	1.56	0	0	0	0	-1.71	0.14	0	0	25720.8	0
360	323	24	2009	12.19	0	0.46	0	0	0	0	11.59	0.14	0	0	25721.3	0
360	324	24	2009	8.89	0	1.59	0	0	0	0	7.16	0.14	0	0	25722.9	0
360	325	24	2009	0	0	0.72	0	0	0	0	-0.87	0.14	0	0	25723.6	0
360	326	24	2009	0	0	0.53	0	0	0	0	-0.68	0.14	0	0	25724.2	0
360	327	24	2009	0	0	1.48	0	0	0	0	-1.62	0.14	0	0	25725.6	0
360	328	24	2009	0	0	0.44	0	0	0	0	-0.59	0.14	0	0	25726.1	0
360	329	24	2009	1.27	0	0.88	0	0	0	0	0.24	0.14	0	0	25727	0
360	330	24	2009	0.51	0	0.63	0	0	0	0	-0.27	0.14	0	0	25727.6	0
360	331	24	2009	13.46	0	1.14	0	0	0	0	12.18	0.14	0	0	25728.7	0
360	332	24	2009	0.76	0	2.2	0	0	0	0	-1.58	0.14	0	0	25730.9	0
360	333	24	2009	0	0	1.01	0	0	0	0	-1.15	0.14	0	0	25731.9	0
360	334	24	2009	10.92	0	0.58	0	0	0	0	10.2	0.14	0	0	25732.5	0
360	335	24	2009	0.25	0	1.13	0	0	0	0	-1.02	0.14	0	0	25733.7	0
360	336	24	2009	3.56	0	1.31	0	0	0	0	2.11	0.14	0	0	25735	0
360	337	24	2009	1.02	0	1.41	0	0	0	0	-0.54	0.14	0	0	25736.4	0
360	338	24	2009	0	0	2.06	0	0	0	0	-2.2	0.14	0	0	25738.4	0
360	339	24	2009	0	0	0.66	0	0	0	0	-0.8	0.14	0	0	25739.1	0
360	340	24	2009	0	0	2.82	0	0	0	0	-2.96	0.14	0	0	25741.9	0
360	341	24	2009	0.76	0	0.69	0	0	0.77	0	-0.84	0.14	0	0	25742.6	0
360	342	24	2009	0	0	0.25	0	0	0.3	0	-0.69	0.14	0	0	25742.9	0
360	343	24	2009	12.7	0	0.33	0	0	12.13	0	-0.23	0.14	0.32	0	25743.2	0
360	344	24	2009	0	0	0.92	0	0	-0.79	0	-0.27	0.14	0	0	25744.1	0
360	345	24	2009	0	0	1.04	0	0	-0.78	0	-0.4	0.14	0	0	25745.2	0
360	346	24	2009	0	0	0.35	0	0	-0.13	0	-0.35	0.14	0	0	25745.5	0
360	347	24	2009	11.68	0	0.13	0	0	11.63	0	-0.22	0.14	0	0	25745.6	0
360	348	24	2009	1.02	0	-0.02	0	0	-0.99	0	-0.1	0.14	1.98	0	25745.6	0
360	349	24	2009	1.02	0	-0.06	0	0	-4.45	0	-0.11	0.14	5.5	0	25745.6	0
360	350	24	2009	0.25	0	0.7	0	0	-0.32	0	-0.27	0.14	0	0	25746.3	0
360	351	24	2009	0	0	0.14	0	0	0.1	0	-0.37	0.14	0	0	25746.4	0
360	352	24	2009	0	0	0.02	0	0	0.21	0	-0.37	0.14	0	0	25746.4	0
360	353	24	2009	0	0	0.17	0	0	0.01	0	-0.31	0.14	0	0	25746.6	0

Attachment D-1
Honeywell
Wastebeds 9-15 SWSR Pre-Design Investigation
SHAW Output Data

RUN	DAY	HR	YR	PRECIP	precip INTRCP	ET	TRANSP	CANOPY chg in storage	SNOW chg in storage	RESIDUE chg in storage	SOIL chg in storage	PERC	RUNOFF	PONDED	Etcum	ERROR
360	354	24	2009	0	0	0.17	0	0	-0.01	0	-0.3	0.14	0	0	25746.8	0
360	355	24	2009	0.25	0	0.02	0	0	0.38	0	-0.28	0.14	0	0	25746.8	0
360	356	24	2009	0	0	0.13	0	0	0.04	0	-0.31	0.14	0	0	25746.9	0
360	357	24	2009	0	0	0.26	0	0	-0.12	0	-0.27	0.14	0	0	25747.2	0
360	358	24	2009	0	0	0.07	0	0	0.03	0	-0.24	0.14	0	0	25747.2	0
360	359	24	2009	9.14	0	0.14	0	0	9.08	0	-0.21	0.14	0	0	25747.4	0
360	360	24	2009	5.08	0	-0.1	0	0	-1.32	0	-0.08	0.14	6.45	0	25747.3	0
360	361	24	2009	2.03	0	-0.14	0	0	0.31	0	-0.15	0.14	1.88	0	25747.1	0
360	362	24	2009	4.57	0	0.2	0	0	4.41	0	-0.17	0.13	0	0	25747.3	0
360	363	24	2009	0.25	0	0.38	0	0	-0.05	0	-0.21	0.13	0	0	25747.7	0
360	364	24	2009	0.25	0	0.04	0	0	0.27	0	-0.2	0.13	0	0	25747.7	0
360	365	24	2009	2.03	0	0.03	0	0	2.03	0	-0.17	0.13	0	0	25747.8	0
360	1	24	2010	0	0	0.01	0	0	0.01	0	-0.16	0.13	0	0	25747.8	0
360	2	24	2010	0	0	0.35	0	0	-0.27	0	-0.21	0.13	0	0	25748.1	0
360	3	24	2010	2.54	0	0.15	0	0	2.46	0	-0.2	0.13	0	0	25748.3	0
360	4	24	2010	0	0	0.01	0	0	0.03	0	-0.17	0.13	0	0	25748.3	0
360	5	24	2010	0	0	0.12	0	0	-0.08	0	-0.18	0.13	0	0	25748.4	0
360	6	24	2010	0	0	0.06	0	0	-0.02	0	-0.17	0.13	0	0	25748.5	0
360	7	24	2010	0	0	0.07	0	0	-0.03	0	-0.17	0.13	0	0	25748.5	0
360	8	24	2010	0	0	0.09	0	0	-0.03	0	-0.19	0.13	0	0	25748.6	0
360	9	24	2010	0	0	0.02	0	0	0.07	0	-0.23	0.13	0	0	25748.6	0
360	10	24	2010	0	0	0.03	0	0	0.07	0	-0.23	0.13	0	0	25748.7	0
360	11	24	2010	0	0	0.04	0	0	0.03	0	-0.2	0.13	0	0	25748.7	0
360	12	24	2010	0	0	0.02	0	0	0.04	0	-0.2	0.13	0	0	25748.7	0
360	13	24	2010	0	0	0.03	0	0	0.03	0	-0.19	0.13	0	0	25748.8	0
360	14	24	2010	0	0	-0.05	0	0	0.09	0	-0.17	0.13	0	0	25748.7	0
360	15	24	2010	0	0	0.16	0	0	-1.01	0	-0.08	0.13	0.8	0	25748.9	0
360	16	24	2010	0	0	-0.03	0	0	-0.15	0	-0.14	0.13	0.19	0	25748.8	0
360	17	24	2010	2.54	0	-0.01	0	0	2.57	0	-0.15	0.13	0	0	25748.8	0
360	18	24	2010	0	0	0.01	0	0	-1.28	0	-0.04	0.13	1.19	0	25748.8	0
360	19	24	2010	2.54	0	0.04	0	0	0.86	0	0.08	0.13	1.44	0	25748.9	0
360	20	24	2010	0	0	0.16	0	0	-0.22	0	-0.12	0.13	0.04	0	25749	0
360	21	24	2010	0	0	0.07	0	0	-0.03	0	-0.18	0.13	0	0	25749.1	0
360	22	24	2010	0	0	0.05	0	0	-0.06	0	-0.17	0.13	0.05	0	25749.2	0
360	23	24	2010	0	0	0.12	0	0	-0.07	0	-0.18	0.13	0	0	25749.3	0
360	24	24	2010	5.08	0	0.17	0	0	-0.34	0	-0.11	0.13	5.22	0	25749.5	0
360	25	24	2010	15.24	0	-0.76	0	0	-21.58	0	-0.09	0.13	37.54	0	25748.7	0
360	26	24	2010	0	0	1.14	0	0	-1.06	0	-0.2	0.13	0	0	25749.8	0
360	27	24	2010	0	0	0.99	0	0	-0.89	0	-0.23	0.13	0	0	25750.8	0
360	28	24	2010	2.54	0	0.54	0	0	2.06	0	-0.19	0.13	0	0	25751.4	0
360	29	24	2010	0	0	0.59	0	0	-0.48	0	-0.24	0.13	0	0	25751.9	0
360	30	24	2010	0	0	0.28	0	0	-0.2	0	-0.22	0.13	0	0	25752.2	0
360	31	24	2010	0	0	0.4	0	0	-0.35	0	-0.17	0.13	0	0	25752.6	0
360	32	24	2010	0	0	0.5	0	0	-0.47	0	-0.15	0.13	0	0	25753.1	0
360	33	24	2010	0	0	0.28	0	0	-0.26	0	-0.15	0.13	0	0	25753.4	0
360	34	24	2010	2.54	0	0.01	0	0	2.55	0	-0.14	0.13	0	0	25753.4	0
360	35	24	2010	0	0	-0.01	0	0	0.09	0	-0.21	0.13	0	0	25753.4	0
360	36	24	2010	0	0	0.14	0	0	-0.12	0	-0.15	0.13	0	0	25753.5	0
360	37	24	2010	0	0	0.14	0	0	-0.05	0	-0.22	0.13	0	0	25753.7	0
360	38	24	2010	0	0	0.16	0	0	-0.11	0	-0.18	0.13	0	0	25753.8	0
360	39	24	2010	0	0	0.15	0	0	-0.12	0	-0.15	0.13	0	0	25754	0
360	40	24	2010	0	0	0.16	0	0	-0.14	0	-0.14	0.13	0	0	25754.2	0
360	41	24	2010	2.54	0	0.17	0	0	2.38	0	-0.13	0.13	0	0	25754.3	0
360	42	24	2010	0	0	0.2	0	0	-0.15	0	-0.17	0.12	0	0	25754.5	0
360	43	24	2010	0	0	0.26	0	0	-0.22	0	-0.17	0.12	0	0	25754.8	0
360	44	24	2010	0	0	0.12	0	0	-0.05	0	-0.2	0.12	0	0	25754.9	0
360	45	24	2010	0	0	0.33	0	0	-0.33	0	-0.12	0.12	0	0	25755.2	0
360	46	24	2010	0	0	0.42	0	0	-0.4	0	-0.14	0.12	0	0	25755.6	0
360	47	24	2010	0	0	0.17	0	0	-0.14	0	-0.15	0.12	0	0	25755.8	0
360	48	24	2010	2.54	0	0.17	0	0	2.37	0	-0.12	0.12	0	0	25756	0
360	49	24	2010	0	0	0.28	0	0	-0.29	0	-0.11	0.12	0	0	25756.3	0
360	50	24	2010	2.54	0	0.29	0	0	2.23	0	-0.11	0.12	0	0	25756.6	0
360	51	24	2010	0	0	0.37	0	0	-0.38	0	-0.11	0.12	0	0	25756.9	0
360	52	24	2010	0	0	0.2	0	0	-0.14	0	-0.19	0.12	0	0	25757.1	0
360	53	24	2010	5.08	0	0.05	0	0	5.08	0	-0.17	0.12	0	0	25757.2	0
360	54	24	2010	5.08	0	0.05	0	0	1.39	0	-0.06	0.12	3.58	0	25757.2	0
360	55	24	2010	2.54	0	0.08	0	0	2.45	0	-0.11	0.12	0	0	25757.3	0
360	56	24	2010	12.7	0	0.16	0	0	12.55	0	-0.13	0.12	0	0	25757.5	0
360	57	24	2010	10.16	0	0.09	0	0	1.03	0	-0.06	0.12	8.98	0	25757.6	0
360	58	24	2010	5.08	0	-0.01	0	0	5.08	0	-0.12	0.12	0	0	25757.5	0
360	59	24	2010	0	0	0.03	0	0	-0.76	0	-0.09	0.12	0.7	0	25757.6	0
360	60	24	2010	0	0	0.16	0	0	-0.73	0	-0.08	0.12	0.52	0	25757.7	0
360	61	24	2010	0	0	0.06	0	0	-1.07	0	-0.07	0.12	0.97	0	25757.8	0
360	62	24	2010	0	0	0.11	0	0	-1.44	0	-0.07	0.12	1.28	0	25757.9	0
360	63	24	2010	0	0	0.54	0	0	-0.84	0	-0.1	0.12	0.28	0	25758.4	0
360	64	24	2010	0	0	0.45	0	0	-0.6	0	-0.12	0.12	0.15	0	25758.9	0
360	65	24	2010	0	0	0.16	0	0	-1.31	0	-0.12	0.12	1.15	0	25759.1	0
360	66	24	2010	0	0	0.34	0	0	-4.66	0	-0.09	0.12	4.28	0	25759.4	0
360	67	24	2010	0	0	0.27	0	0	-11.68	0	0.22	0.12	11.06	0	25759.7	0
360	68	24	2010	0	0	0.07	0	0	-7.26	0	1.43	0.12	5.65	0	25759.7	0
360	69	24	2010	0	0	0.12	0	0	-14.92	0	4.6	0.12	10.08	0	25759.9	0
360	70	24	2010	0	0	1.84	0	0	-1.49	0	-1.89	0.12	1.43	0	25761.7	0
360	71	24	2010	0	0	1.73	0	0	0	0	-1.85	0.12	0	0	25763.4	0
360	72	24	2010	2.54	0	4.96	0	0	0	0	-2.54	0.12	0	0	25768.4	0
360	73	24	2010	0	0	2.48	0	0	0	0	-2.6	0.12	0	0	25770.9	0
360	74	24	2010	0	0	1.62	0	0	0	0	-1.74	0.12	0	0	25772.5	0
360	75	24	2010	0	0	3.12	0	0	0	0	-3.24	0.12	0	0	25775.6	0
360	76	24	2010	0	0	3.03	0	0	0	0	-3.15	0.12	0	0	25778.7	0
360	77	24	2010	0	0	5.33	0	0	0	0	-5.45	0.12	0	0	25784	0
360	78	24	2010	0	0	3.34	0	0	0	0	-3.45	0.12	0	0	25787.3	0
360	79	24	2010	0	0	3.66	0	0	0	0	-3.78	0.12	0	0	25791	0
360	80	24	2010	0	0	2.72	0	0	0	0	-2.83	0.12	0	0	25793.7	0
360	81	24	2010	7.62	0	0.76	0	0	0	0	6.74	0.12	0	0	25794.5	0
360	82	24	2010	25.4	0	0.71	0	0	0	0	24.57	0.12	0	0	25795.2	0
360	83	24	2010	0	0	5.2	0	0	0	0	-5.32	0.12	0	0	25800.4	0
360	84	24	2010	7.62	0	1.26	0	0	0	0	6.24	0.12	0	0	25801.6	0
360	85	24	2010	0	0	5.58	0	0	0	0	-5.7	0.12	0	0	25807.2	0
360	86	24	2010	0	0	2.76	0	0	0	0	-2.88	0.12	0	0	25810	0
360	87	24	2010	2.54	0	2.51	0	0	0	0	-0.09	0.12	0	0	25812.5	0
360	88	24	2010	0	0	0.79	0	0	0	0	-0.91	0.12	0	0	25813.3	0
360	89	24	2010	15.24	0	1.46	0	0	0	0	13.66	0.12	0	0	25814.7	0
360	90	24	2010	5.08	0	1.71	0	0	0	0	3.25	0.12	0	0	25816.5	0
360	91	24	2010	0	0	3.6	0	0	0	0	-3.71	0.12	0	0	25820.1	0

Attachment D-1
Honeywell
Wastebeds 9-15 SWSR Pre-Design Investigation
SHAW Output Data

RUN	DAY	HR	YR	PRECIP	precip INTRCP	ET	TRANSP	CANOPY chg in storage	SNOW chg in storage	RESIDUE chg in storage	SOIL chg in storage	PERC	RUNOFF	PONDED	Etcum	ERROR
360	92	24	2010	0	0	3.46	0.05	0	0	0	-3.58	0.12	0	0	25823.5	0.01
360	93	24	2010	0	0	5.77	0.14	0	0	0	-5.88	0.12	0	0	25829.3	0
360	94	24	2010	0	0	6.19	0.11	0	0	0	-6.32	0.12	0	0	25835.5	0.01
360	95	24	2010	0	0	3.27	0.17	0	0	0	-3.39	0.12	0	0	25838.7	0.01
360	96	24	2010	5.08	0.04	0.81	0	0	0	0	4.12	0.12	0	0	25839.5	0
360	97	24	2010	2.54	0	2.24	0.13	0	0	0	0.22	0.12	0	0	25841.8	0
360	98	24	2010	2.54	0	4.6	0.3	0	0	0	-2.18	0.12	0	0	25846.4	0.01
360	99	24	2010	0	0	2.97	0.09	0	0	0	-3.08	0.12	0	0	25849.4	-0.01
360	100	24	2010	0	0	5.77	0.31	0	0	0	-5.89	0.12	0	0	25855.1	0.01
360	101	24	2010	0	0	5.18	0.48	0	0	0	-5.29	0.12	0	0	25860.3	0
360	102	24	2010	0	0	4.56	0.41	0	0	0	-4.67	0.11	0	0	25864.9	0
360	103	24	2010	0	0	3.87	0.58	0	0	0	-3.99	0.11	0	0	25868.7	0
360	104	24	2010	0	0	4.11	0.67	0	0	0	-4.22	0.11	0	0	25872.9	0
360	105	24	2010	0	0	2.44	0.96	0	0	0	-2.56	0.11	0	0	25875.3	0
360	106	24	2010	7.62	0	3.07	0.47	0	0	0	4.43	0.11	0	0	25878.4	0.01
360	107	24	2010	2.54	0	3.11	0.22	0	0	0	-0.66	0.11	0	0	25881.5	-0.02
360	108	24	2010	0	0	3.23	0.55	0	0	0	-3.33	0.11	0	0	25884.7	-0.01
360	109	24	2010	0	0	4.13	0.94	0	0	0	-4.24	0.11	0	0	25888.8	0
360	110	24	2010	0	0	2.45	1.42	0	0	0	-2.56	0.11	0	0	25891.3	0
360	111	24	2010	0	0	2.11	1.94	0	0	0	-2.21	0.11	0	0	25893.4	-0.01
360	112	24	2010	0	0	0.69	0.94	0	0	0	-0.8	0.11	0	0	25894.1	0
360	113	24	2010	0	0	1.86	1.42	0	0	0	-1.96	0.11	0	0	25895.9	-0.01
360	114	24	2010	0	0	2.13	1.96	0	0	0	-2.23	0.11	0	0	25898.1	-0.01
360	115	24	2010	0	0	0.4	1.03	0	0	0	-0.51	0.11	0	0	25898.5	0
360	116	24	2010	0	0	1	0.98	0	0	0	-1.11	0.11	0	0	25899.5	-0.01
360	117	24	2010	2.54	0	2.3	0.35	0	0	0	0.14	0.11	0	0	25901.8	-0.01
360	118	24	2010	0	0	3.04	1.83	0	0	0	-3.14	0.11	0	0	25904.8	-0.01
360	119	24	2010	0	0	2.65	2.47	0	0	0	-2.76	0.11	0	0	25907.4	-0.01
360	120	24	2010	0	0	2.37	2.43	0	0	0	-2.48	0.11	0	0	25909.8	0
360	121	24	2010	2.54	0	4.02	2.02	0	0	0	-1.6	0.11	0	0	25913.8	0
360	122	24	2010	0	0	1.94	2.02	0	0	0	-2.04	0.11	0	0	25915.8	-0.01
360	123	24	2010	2.54	0	3.99	1.61	0	0	0	-1.54	0.11	0	0	25919.8	-0.02
360	124	24	2010	15.24	0	3.73	1.05	0	0	0	11.43	0.11	0	0	25923.5	-0.03
360	125	24	2010	0	0	5.56	2.45	0	0	0	-5.66	0.11	0	0	25929.1	-0.01
360	126	24	2010	15.24	0	5.72	1.22	0	0	0	9.44	0.11	0	0	25934.8	-0.03
360	127	24	2010	0	0	3.97	1.52	0	0	0	-4.07	0.11	0	0	25938.7	-0.01
360	128	24	2010	15.24	0	3.85	0.86	0	0	0	11.29	0.11	0	0	25942.6	-0.01
360	129	24	2010	2.54	0	2.74	0	0	0	0	-0.27	0.11	0	0	25945.3	-0.04
360	130	24	2010	0	0	4.35	1.45	0	0	0	-4.45	0.11	0	0	25949.7	-0.02
360	131	24	2010	0	0	2.88	1.29	0	0	0	-2.99	0.11	0	0	25952.6	0
360	132	24	2010	5.08	0	2.04	0.17	0	0	0	2.93	0.11	0	0	25954.6	-0.01
360	133	24	2010	2.54	0	3.51	0.89	0	0	0	-1.07	0.11	0	0	25958.1	-0.01
360	134	24	2010	12.7	0	4.61	1.85	0	0	0	7.98	0.11	0	0	25962.7	-0.01
360	135	24	2010	0	0	4.32	1.88	0	0	0	-4.38	0.11	0	0	25967	-0.05
360	136	24	2010	0	0	5.53	2.76	0	0	0	-5.64	0.11	0	0	25972.6	0
360	137	24	2010	0	0	4.2	2.37	0	0	0	-4.31	0.11	0	0	25976.8	-0.01
360	138	24	2010	0	0	1.41	0.88	0	0	0	-1.53	0.11	0	0	25978.2	0.01
360	139	24	2010	0	0	3.93	2.26	0	0	0	-4.01	0.11	0	0	25982.1	-0.02
360	140	24	2010	0	0	5.48	3.16	0	0	0	-5.58	0.11	0	0	25987.6	-0.01
360	141	24	2010	0	0	4.62	3.28	0	0	0	-4.72	0.11	0	0	25992.2	-0.01
360	142	24	2010	0	0	2.51	2.24	0	0	0	-2.61	0.11	0	0	25994.7	-0.01
360	143	24	2010	0	0	0.64	0.81	0	0	0	-0.75	0.11	0	0	25995.4	0
360	144	24	2010	0	0	1.1	0.85	0	0	0	-1.19	0.11	0	0	25996.5	-0.02
360	145	24	2010	0	0	0.68	0.67	0	0	0	-0.78	0.11	0	0	25997.1	-0.01
360	146	24	2010	0	0	0.59	0.59	0	0	0	-0.69	0.11	0	0	25997.7	-0.01
360	147	24	2010	0	0	0.49	0.5	0	0	0	-0.59	0.11	0	0	25998.2	-0.01
360	148	24	2010	0	0	0.62	0.48	0	0	0	-0.71	0.11	0	0	25998.8	-0.02
360	149	24	2010	0	0	0.47	0.48	0	0	0	-0.57	0.11	0	0	25999.3	-0.01
360	150	24	2010	0	0	0.68	0.5	0	0	0	-0.77	0.11	0	0	26000	-0.02
360	151	24	2010	0	0	0.53	0.52	0	0	0	-0.62	0.11	0	0	26000.5	-0.01
360	152	24	2010	7.62	0	3.62	0.98	0	0	0	3.9	0.11	0	0	26004.1	-0.01
360	153	24	2010	0	0	3.13	0.54	0	0	0	-3.21	0.11	0	0	26007.3	-0.03
360	154	24	2010	7.62	0	3.59	0.85	0	0	0	3.92	0.11	0	0	26010.9	0
360	155	24	2010	0	0	3.13	1.29	0	0	0	-3.21	0.11	0	0	26014	-0.03
360	156	24	2010	17.78	0	4.71	1.64	0	0	0	12.97	0.11	0	0	26018.7	-0.01
360	157	24	2010	30.48	0.01	2.85	0.1	0	0	0	27.55	0.11	0	0	26021.5	-0.03
360	158	24	2010	0	0	6.73	4.02	0	0	0	-6.81	0.11	0	0	26028.3	-0.02
360	159	24	2010	0	0	5.96	3.6	0	0	0	-6.06	0.11	0	0	26034.2	-0.01
360	160	24	2010	7.62	0.82	1.7	0.07	0	0	0	4.99	0.11	0	0	26035.9	0
360	161	24	2010	0	0	3.15	1.71	0	0	0	-2.44	0.11	0	0	26039.1	-0.01
360	162	24	2010	0	0	5.25	3.79	0	0	0	-5.33	0.11	0	0	26044.3	-0.03
360	163	24	2010	17.78	0.17	2.59	0.19	0	0	0	14.91	0.11	0	0	26046.9	0
360	164	24	2010	0	0	1.97	1.48	0	0	0	-1.87	0.11	0	0	26048.9	-0.03
360	165	24	2010	0	0	4.25	3.15	0	0	0	-4.31	0.11	0	0	26053.1	-0.05
360	166	24	2010	0	0	5.89	4.17	0	0	0	-5.93	0.11	0	0	26059	-0.06
360	167	24	2010	35.56	0	3.83	0.89	0	0	0	31.65	0.11	0	0	26062.9	-0.03
360	168	24	2010	2.54	0	3.91	1.32	0	0	0	-1.45	0.11	0	0	26066.8	-0.02
360	169	24	2010	0	0	5.47	4.26	0	0	0	-5.54	0.11	0	0	26072.2	-0.05
360	170	24	2010	0	0	5.34	4.25	0	0	0	-5.42	0.11	0	0	26077.6	-0.03
360	171	24	2010	0	0	6.3	4.51	0	0	0	-6.36	0.11	0	0	26083.9	-0.04
360	172	24	2010	0	0	5.95	4.13	0	0	0	-6.01	0.11	0	0	26089.8	-0.05
360	173	24	2010	17.78	0	3.22	0.4	0	0	0	14.51	0.11	0	0	26093.1	-0.06
360	174	24	2010	2.54	0	6.07	3.27	0	0	0	-3.63	0.11	0	0	26099.1	-0.01
360	175	24	2010	0	0	5.31	3.96	0	0	0	-5.34	0.11	0	0	26104.4	-0.08
360	176	24	2010	0	0	5.82	4.02	0	0	0	-5.88	0.11	0	0	26110.3	-0.05
360	177	24	2010	0	0	2.33	1.85	0	0	0	-2.39	0.11	0	0	26112.6	-0.04
360	178	24	2010	0	0	4.38	3.64	0	0	0	-4.48	0.11	0	0	26117	-0.01
360	179	24	2010	20.32	0	4.85	1.77	0	0	0	15.36	0.11	0	0	26121.8	0
360	180	24	2010	0	0	6.31	4.09	0	0	0	-6.36	0.11	0	0	26128.1	-0.05
360	181	24	2010	0	0	6.19	4.24	0	0	0	-6.25	0.11	0	0	26134.3	-0.05
360	182	24	2010	0	0	5.84	4.25	0	0	0	-5.95	0.11	0	0	26140.2	0
360	183	24	2010	0	0	6.04	4.61	0	0	0	-6.12	0.11	0	0	26146.2	-0.02
360	184	24	2010	0	0	6.34	5.1	0	0	0	-6.43	0.11	0	0	26152.5	-0.02
360	185	24	2010	0	0	6.59	5.17	0	0	0	-6.68	0.11	0	0	26159.1	-0.02
360	186	24	2010	0	0	5.67	4.39	0	0	0	-5.74	0.11	0	0	26164.8	-0.04
360	187	24	2010	0	0	3.38	1.93	0	0	0	-3.46	0.11	0	0	26168.2	-0.03
360	188	24	2010	0	0	2.29	0.97	0	0	0	-2.38	0.11	0	0	26170.5	-0.02
360	189	24	2010	0	0	1.1	0.69	0	0	0	-1.21	0.11	0	0	26171.6	0
360	190	24	2010	15.24	0	5.91	2.42	0	0	0	9.26	0.11	0	0	26177.5	-0.04
360	191	24	2010	2.54	0	6.79	3.36	0	0	0	-4.3	0.11	0	0	26184.3	-0.06
360	192	24	2010	0	0	3.21	1.66	0	0	0	-3.25	0.11	0	0	26187.5	-0.07
360	193	24	2010	0	0	2.03	0.6	0	0	0	-2.08	0.11	0	0	26189.5	-0.06
360	194	24	2010	0	0	1.08	0.51	0	0	0	-1.19	0.11	0	0	26190.6	0

Attachment D-1
Honeywell
Wastebeds 9-15 SWSR Pre-Design Investigation
SHAW Output Data

RUN	DAY	HR	YR	PRECIP	precip INTRCP	ET	TRANSP	CANOPY chg in storage	SNOW chg in storage	RESIDUE chg in storage	SOIL chg in storage	PERC	RUNOFF	PONDED	Etcum	ERROR
360	195	24	2010	0	0	0.69	0.51	0	0	0	-0.79	0.11	0	0	26191.3	-0.01
360	196	24	2010	0	0	0.87	0.56	0	0	0	-0.95	0.11	0	0	26192.2	-0.02
360	197	24	2010	5.08	0	3.64	0.31	0	0	0	1.33	0.11	0	0	26195.8	0
360	198	24	2010	0	0	1.86	0.53	0	0	0	-1.9	0.11	0	0	26197.7	-0.06
360	199	24	2010	0	0	0.98	0.46	0	0	0	-1.04	0.11	0	0	26198.6	-0.04
360	200	24	2010	2.54	0	2.38	0.32	0	0	0	0.05	0.11	0	0	26201	0
360	201	24	2010	0	0	0.96	0.49	0	0	0	-1.02	0.11	0	0	26202	-0.04
360	202	24	2010	0	0	0.33	0.41	0	0	0	-0.41	0.11	0	0	26202.3	-0.02
360	203	24	2010	0	0	0.74	0.46	0	0	0	-0.81	0.11	0	0	26203	-0.04
360	204	24	2010	50.8	1.21	1.62	0.08	0	0	0	47.88	0.11	0	0	26204.7	-0.01
360	205	24	2010	30.48	0	4.72	0.96	0	0	0	26.91	0.11	0	0	26209.4	-0.04
360	206	24	2010	0	0	4.55	3.3	0	0	0	-4.6	0.11	0	0	26213.9	-0.06
360	207	24	2010	0	0	7.06	5.35	0	0	0	-7.11	0.11	0	0	26221	-0.06
360	208	24	2010	0	0	6.66	5.46	0	0	0	-6.75	0.11	0	0	26227.7	-0.02
360	209	24	2010	2.54	0	5.84	3.07	0	0	0	-3.38	0.11	0	0	26233.5	-0.03
360	210	24	2010	0	0	6.54	4.72	0	0	0	-6.58	0.11	0	0	26240	-0.06
360	211	24	2010	0	0	6.38	4.64	0	0	0	-6.42	0.11	0	0	26246.4	-0.06
360	212	24	2010	0	0	5.51	4.24	0	0	0	-5.56	0.11	0	0	26251.9	-0.06
360	213	24	2010	2.54	0	4.15	1.8	0	0	0	-1.71	0.11	0	0	26256.1	0
360	214	24	2010	0	0	5.94	4.75	0	0	0	-5.99	0.11	0	0	26262	-0.05
360	215	24	2010	0	0	5.8	4.9	0	0	0	-5.9	0.11	0	0	26267.8	-0.02
360	216	24	2010	0	0	6.25	5.01	0	0	0	-6.32	0.11	0	0	26274.1	-0.03
360	217	24	2010	10.16	0	5.96	2.27	0	0	0	4.14	0.11	0	0	26280	-0.05
360	218	24	2010	0	0	7.2	4.85	0	0	0	-7.22	0.11	0	0	26287.2	-0.08
360	219	24	2010	0	0	5.06	3.61	0	0	0	-5.11	0.11	0	0	26292.3	-0.06
360	220	24	2010	0	0	2.74	2.03	0	0	0	-2.81	0.11	0	0	26295	-0.04
360	221	24	2010	12.7	0	5.36	2.01	0	0	0	7.24	0.11	0	0	26300.4	-0.01
360	222	24	2010	0	0	4.65	3.64	0	0	0	-4.73	0.11	0	0	26305	-0.03
360	223	24	2010	0	0	3.32	2.31	0	0	0	-3.41	0.11	0	0	26308.3	-0.01
360	224	24	2010	0	0	1.34	0.48	0	0	0	-1.4	0.11	0	0	26309.7	-0.05
360	225	24	2010	0	0	1.96	0.68	0	0	0	-2.01	0.11	0	0	26311.6	-0.05
360	226	24	2010	0	0	1.4	0.43	0	0	0	-1.46	0.11	0	0	26313	-0.05
360	227	24	2010	7.62	0.87	1.75	0.04	0	0	0	4.89	0.11	0	0	26314.8	0
360	228	24	2010	5.08	0	6.58	2.11	0	0	0	-0.71	0.11	0	0	26321.4	-0.02
360	229	24	2010	0	0	2.65	0.88	0	0	0	-2.7	0.1	0	0	26324	-0.05
360	230	24	2010	0	0	0.95	0.29	0	0	0	-1.05	0.1	0	0	26325	0
360	231	24	2010	0	0	1.42	0.3	0	0	0	-1.51	0.1	0	0	26326.4	-0.02
360	232	24	2010	5.08	0	3.98	0.12	0	0	0	1.04	0.1	0	0	26330.4	-0.04
360	233	24	2010	0	0	0.74	0.11	0	0	0	-0.81	0.1	0	0	26331.1	-0.03
360	234	24	2010	101.6	1.71	0.6	0	0	0	0	99.18	0.1	0	0	26331.7	0.01
360	235	24	2010	15.24	0.19	2.86	0	0	0	0	13.81	0.1	0	0	26334.6	-0.01
360	236	24	2010	0	0	3.71	2.66	0	0	0	-3.6	0.1	0	0	26338.3	-0.03
360	237	24	2010	0	0	1.3	1.16	0	0	0	-1.4	0.1	0	0	26339.6	0
360	238	24	2010	0	0	5.08	3.38	0	0	0	-5.12	0.1	0	0	26344.7	-0.06
360	239	24	2010	0	0	4.38	3.2	0	0	0	-4.44	0.1	0	0	26349	-0.04
360	240	24	2010	0	0	4.65	3.56	0	0	0	-4.72	0.1	0	0	26353.7	-0.04
360	241	24	2010	0	0	4.34	3.59	0	0	0	-4.43	0.1	0	0	26358	-0.01
360	242	24	2010	0	0	4.53	3.61	0	0	0	-4.57	0.1	0	0	26362.6	-0.06
360	243	24	2010	0	0	4.77	3.84	0	0	0	-4.86	0.1	0	0	26367.3	-0.02
360	244	24	2010	0	0	4.79	3.66	0	0	0	-4.83	0.1	0	0	26372.1	-0.06
360	245	24	2010	0	0	4.56	3.55	0	0	0	-4.63	0.1	0	0	26376.7	-0.04
360	246	24	2010	2.54	0	5.5	2.6	0	0	0	-2.99	0.1	0	0	26382.2	-0.07
360	247	24	2010	0	0	5.34	3.09	0	0	0	-5.37	0.1	0	0	26387.5	-0.07
360	248	24	2010	0	0	5.42	3.35	0	0	0	-5.49	0.1	0	0	26392.9	-0.03
360	249	24	2010	0	0	2.8	2.07	0	0	0	-2.9	0.1	0	0	26395.7	0
360	250	24	2010	0	0	5.34	4.19	0	0	0	-5.44	0.1	0	0	26401.1	-0.01
360	251	24	2010	5.08	0	3.79	0.82	0	0	0	1.23	0.1	0	0	26404.9	-0.04
360	252	24	2010	2.54	0.13	2.2	0.1	0	0	0	0.14	0.1	0	0	26407.1	-0.03
360	253	24	2010	2.54	0	3.75	1.07	0	0	0	-1.17	0.1	0	0	26410.8	-0.02
360	254	24	2010	0	0	3.35	2.49	0	0	0	-3.42	0.1	0	0	26414.2	-0.03
360	255	24	2010	2.54	0.46	1.62	0.09	0	0	0	0.36	0.1	0	0	26415.8	0
360	256	24	2010	2.54	0	2.89	0.38	0	0	0	0.04	0.1	0	0	26418.7	-0.02
360	257	24	2010	0	0	2.97	1.79	0	0	0	-3.03	0.1	0	0	26421.6	-0.04
360	258	24	2010	2.54	0	3.16	0.71	0	0	0	-0.69	0.1	0	0	26424.8	-0.03
360	259	24	2010	17.78	0.07	2.03	0.04	0	0	0	15.59	0.1	0	0	26426.8	-0.01
360	260	24	2010	0	0	2.6	1.51	0	0	0	-2.61	0.1	0	0	26429.4	-0.02
360	261	24	2010	0	0	3.18	2.15	0	0	0	-3.24	0.1	0	0	26432.6	-0.04
360	262	24	2010	0	0	1.99	1.32	0	0	0	-2.06	0.1	0	0	26434.6	-0.03
360	263	24	2010	0	0	3.62	2.08	0	0	0	-3.67	0.1	0	0	26438.2	-0.05
360	264	24	2010	0	0	3.7	2.35	0	0	0	-3.74	0.1	0	0	26441.9	-0.06
360	265	24	2010	2.54	0	1.94	0.42	0	0	0	0.5	0.1	0	0	26443.9	0
360	266	24	2010	0	0	2.76	1.72	0	0	0	-2.82	0.1	0	0	26446.6	-0.05
360	267	24	2010	0	0	4.86	3.62	0	0	0	-4.94	0.1	0	0	26451.5	-0.01
360	268	24	2010	0	0	3.52	2.17	0	0	0	-3.57	0.1	0	0	26455	-0.06
360	269	24	2010	0	0	2.05	1.08	0	0	0	-2.14	0.1	0	0	26457.1	-0.01
360	270	24	2010	20.32	0.66	1.08	0.04	0	0	0	18.51	0.1	0	0	26458.1	-0.03
360	271	24	2010	10.16	0	2.38	0.54	0	0	0	8.36	0.1	0	0	26460.5	-0.02
360	272	24	2010	0	0	1.84	0.93	0	0	0	-1.91	0.1	0	0	26462.4	-0.04
360	273	24	2010	66.04	0.82	0.59	0.02	0	0	0	64.53	0.1	0	0	26463	-0.01
360	274	24	2010	5.08	0	2.62	0.22	0	0	0	3.21	0.1	0	0	26465.6	-0.03
360	275	24	2010	0	0	2.62	1.17	0	0	0	-2.69	0.1	0	0	26468.2	-0.02
360	276	24	2010	0	0	3.01	1.33	0	0	0	-3.07	0.1	0	0	26471.2	-0.04
360	277	24	2010	2.54	0.32	1.31	0.08	0	0	0	0.8	0.1	0	0	26472.5	0.01
360	278	24	2010	10.16	0.6	0.72	0	0	0	0	9.06	0.1	0	0	26473.2	0
360	279	24	2010	0	0	1.99	0.51	0	0	0	-1.47	0.1	0	0	26475.2	-0.02
360	280	24	2010	10.16	0	3.74	0.89	0	0	0	6.38	0.1	0	0	26479	-0.06
360	281	24	2010	0	0	4.44	1.75	0	0	0	-4.48	0.1	0	0	26483.4	-0.06
360	282	24	2010	0	0	2.99	1.12	0	0	0	-3.07	0.1	0	0	26486.4	-0.03
360	283	24	2010	0	0	2.31	1.07	0	0	0	-2.38	0.1	0	0	26488.7	-0.02
360	284	24	2010	0	0	1.74	0.75	0	0	0	-1.83	0.1	0	0	26490.4	-0.01
360	285	24	2010	0	0	1.89	0.62	0	0	0	-1.93	0.1	0	0	26492.3	-0.06
360	286	24	2010	0	0	1.93	0.83	0	0	0	-2.02	0.1	0	0	26494.3	-0.01
360	287	24	2010	10.16	0.02	1.26	0.03	0	0	0	8.8	0.1	0	0	26495.5	-0.03
360	288	24	2010	22.86	0.03	1.42	0.03	0	0	0	21.35	0.1	0	0	26496.9	-0.01
360	289	24	2010	0	0	3.03	0.6	0	0	0	-3.04	0.1	0	0	26500	-0.06
360	290	24	2010	0	0	2.55	0.65	0	0	0	-2.61	0.1	0	0	26502.5	-0.04
360	291	24	2010	0	0	2.65	0.49	0	0	0	-2.69	0.1	0	0	26505.2	-0.06
360	292	24	2010	0	0	1.67	0.44	0	0	0	-1.76	0.1	0	0	26506.8	-0.02
360	293	24	2010	0	0	2.79	0.59	0	0	0	-2.86	0.1	0	0	26509.6	-0.03
360	294	24	2010	7.62	0	2.87	0.24	0	0	0	4.72	0.1	0	0	26512.5	-0.06
360	295	24	2010	0	0	2.1	0.16	0	0	0	-2.14	0.1	0	0	26514.6	-0.07
360	296	24	2010	2.54	0	1.26	0.13	0	0	0	1.2	0.1	0	0	26515.9	-0.01
360	297	24	2010	2.54	0	0.91	0.02	0	0	0	1.55	0.1	0	0	26516.8	-0.01

Attachment D-1
Honeywell
Wastebeds 9-15 SWSR Pre-Design Investigation
SHAW Output Data

RUN	DAY	HR	YR	PRECIP	precip INTRCP	ET	TRANSP	CANOPY chg in storage	SNOW chg in storage	RESIDUE chg in storage	SOIL chg in storage	PERC	RUNOFF	PONDED	Etcum	ERROR
360	298	24	2010	12.7	0	0.53	0.05	0	0	0	12.08	0.1	0	0	26517.3	-0.01
360	299	24	2010	0	0	1.48	0.19	0	0	0	-1.57	0.1	0	0	26518.8	-0.01
360	300	24	2010	7.62	0	3.14	0.18	0	0	0	4.39	0.1	0	0	26521.9	0
360	301	24	2010	0	0	4.25	0.11	0	0	0	-4.33	0.1	0	0	26526.2	-0.02
360	302	24	2010	7.62	0	2.71	0.01	0	0	0	4.87	0.1	0	0	26528.9	-0.05
360	303	24	2010	0	0	3.17	0.02	0	0	0	-3.24	0.1	0	0	26532	-0.03
360	304	24	2010	5.08	0	1.87	0.01	0	0	0	3.13	0.1	0	0	26533.9	-0.02
360	305	24	2010	0	0	1.35	0	0	0	0	-1.45	0.1	0	0	26535.3	0
360	306	24	2010	0	0	1.56	0	0	0	0	-1.66	0.1	0	0	26536.8	0
360	307	24	2010	0	0	1.87	0	0	0	0	-1.96	0.1	0	0	26538.7	0
360	308	24	2010	7.62	0	0.7	0	0	0	0	6.82	0.1	0	0	26539.4	0
360	309	24	2010	2.54	0	0.9	0	0	0	0	1.55	0.1	0	0	26540.3	0
360	310	24	2010	0	0	1.32	0	0	0	0	-1.42	0.1	0	0	26541.6	0
360	311	24	2010	0	0	0.99	0	0	0	0	-1.09	0.1	0	0	26542.6	0
360	312	24	2010	0	0	1.93	0	0	0	0	-2.03	0.1	0	0	26544.5	0
360	313	24	2010	0	0	1.06	0	0	0	0	-1.16	0.1	0	0	26545.6	0
360	314	24	2010	0	0	1.61	0	0	0	0	-1.7	0.1	0	0	26547.2	0
360	315	24	2010	0	0	1.24	0	0	0	0	-1.34	0.1	0	0	26548.5	0
360	316	24	2010	0	0	0.99	0	0	0	0	-1.09	0.1	0	0	26549.5	0
360	317	24	2010	0	0	0.98	0	0	0	0	-1.07	0.1	0	0	26550.4	0
360	318	24	2010	0	0	1.84	0	0	0	0	-1.94	0.1	0	0	26552.3	0
360	319	24	2010	2.54	0	0.88	0	0	0	0	1.56	0.1	0	0	26553.2	0
360	320	24	2010	7.62	0	1.12	0	0	0	0	6.41	0.1	0	0	26554.3	0
360	321	24	2010	10.16	0	2.17	0	0	0	0	7.89	0.1	0	0	26556.5	0
360	322	24	2010	2.54	0	1.27	0	0	0	0	1.17	0.09	0	0	26557.7	0
360	323	24	2010	2.54	0	1.44	0	0	0	0	1	0.09	0	0	26559.2	0
360	324	24	2010	0	0	2.19	0	0	0	0	-2.28	0.09	0	0	26561.4	0
360	325	24	2010	0	0	1.61	0	0	0	0	-1.7	0.09	0	0	26563	0
360	326	24	2010	15.24	0	0.05	0	0	0	0	15.09	0.09	0	0	26563	0
360	327	24	2010	5.08	0	1.66	0	0	0	0	3.32	0.09	0	0	26564.7	0
360	328	24	2010	2.54	0	2.64	0	0	0	0	-0.2	0.09	0	0	26567.3	0
360	329	24	2010	0	0	1.45	0	0	0	0	-1.54	0.09	0	0	26568.8	0
360	330	24	2010	10.16	0	1.54	0	0	0	0	-1.55	0.09	10.09	0	26570.3	-0.01
360	331	24	2010	0	0	3.11	0	0	0	0	-3.2	0.09	0	0	26573.4	0
360	332	24	2010	0	0	0.76	0	0	0	0	-0.85	0.09	0	0	26574.2	0
360	333	24	2010	0	0	0.63	0	0	0	0	-0.71	0.09	0	0	26574.8	-0.02
360	334	24	2010	7.62	0	0.57	0	0	0	0	6.96	0.09	0	0	26575.4	0
360	335	24	2010	35.56	0	1.85	0	0	0	0	33.65	0.09	0	0	26577.2	-0.03
360	336	24	2010	0	0	2.51	0	0	0	0	-2.6	0.09	0	0	26579.7	0
360	337	24	2010	0	0	1.17	0	0	0	0	-1.26	0.09	0	0	26580.9	-0.01
360	338	24	2010	0	0	1.33	0	0	0	0	-1.43	0.09	0	0	26582.2	0
360	339	24	2010	7.62	0	0.34	0	0	7.62	0	-0.44	0.09	0	0	26582.6	0
360	340	24	2010	27.94	0	-0.02	0	0	28.07	0	-0.2	0.09	0	0	26582.6	0
360	341	24	2010	53.34	0	-0.04	0	0	53.42	0	-0.13	0.09	0	0	26582.5	0
360	342	24	2010	35.56	0	-0.02	0	0	35.61	0	-0.12	0.09	0	0	26582.5	0
360	343	24	2010	2.54	0	-0.04	0	0	2.61	0	-0.12	0.09	0	0	26582.5	0
360	344	24	2010	0	0	-0.01	0	0	0.03	0	-0.12	0.09	0	0	26582.5	0
360	345	24	2010	0	0	-0.01	0	0	0.03	0	-0.12	0.09	0	0	26582.4	0
360	346	24	2010	2.54	0	-0.11	0	0	-0.38	0	0.18	0.09	2.75	0	26582.3	0
360	347	24	2010	0	0	0.34	0	0	-2.25	0	0.91	0.09	0.91	0	26582.7	0
360	348	24	2010	5.08	0	-0.12	0	0	5.17	0	-0.07	0.09	0	0	26582.6	0
360	349	24	2010	7.62	0	-0.16	0	0	7.78	0	-0.09	0.09	0	0	26582.4	0
360	350	24	2010	2.54	0	-0.11	0	0	2.65	0	-0.09	0.09	0	0	26582.3	0
360	351	24	2010	0	0	-0.06	0	0	0.08	0	-0.11	0.09	0	0	26582.2	0
360	352	24	2010	0	0	-0.11	0	0	-0.55	0	0.57	0.09	0	0	26582.1	0
360	353	24	2010	0	0	-0.05	0	0	-0.94	0	0.9	0.09	0	0	26582.1	0
360	354	24	2010	0	0	-0.06	0	0	-0.77	0	0.73	0.09	0	0	26582	0
360	355	24	2010	0	0	0.05	0	0	-0.8	0	0.66	0.09	0	0	26582.1	0
360	356	24	2010	0	0	-0.01	0	0	-1.12	0	1.04	0.09	0	0	26582	0
360	357	24	2010	0	0	0.13	0	0	-0.84	0	0.62	0.09	0	0	26582.2	0
360	358	24	2010	0	0	0.06	0	0	-0.97	0	0.81	0.1	0	0	26582.2	0
360	359	24	2010	0	0	-0.04	0	0	-0.84	0	0.78	0.1	0	0	26582.2	0
360	360	24	2010	0	0	0.01	0	0	-0.62	0	0.52	0.1	0	0	26582.2	0
360	361	24	2010	0	0	0.28	0	0	-0.72	0	0.34	0.1	0	0	26582.5	0
360	362	24	2010	0	0	0.2	0	0	-0.81	0	0.51	0.1	0	0	26582.7	0
360	363	24	2010	0	0	0.12	0	0	-1.12	0	0.91	0.1	0	0	26582.8	0
360	364	24	2010	0	0	-0.07	0	0	-0.88	0	0.86	0.1	0	0	26582.7	0
360	365	24	2010	0	0	-0.09	0	0	-0.87	0	0.87	0.1	0	0	26582.6	0
360	1	24	2011	0	0	-0.31	0	0	-7.45	0	7.67	0.1	0	0	26582.3	0
360	2	24	2011	2.54	0	0.22	0	0	-5.53	0	7.76	0.1	0	0	26582.6	0
360	3	24	2011	0	0	0.39	0	0	-2.84	0	2.36	0.1	0	0	26582.9	0
360	4	24	2011	0	0	0.15	0	0	-1.26	0	1.01	0.1	0	0	26583.1	0
360	5	24	2011	2.54	0	-0.04	0	0	2.09	0	0.39	0.1	0	0	26583.1	0
360	6	24	2011	0	0	-0.09	0	0	0	0	-0.01	0.1	0	0	26583	0
360	7	24	2011	0	0	-0.07	0	0	0.11	0	-0.14	0.1	0	0	26582.9	0
360	8	24	2011	0	0	-0.06	0	0	0.12	0	-0.15	0.1	0	0	26582.8	0
360	9	24	2011	2.54	0	0	0	0	2.59	0	-0.15	0.1	0	0	26582.8	0
360	10	24	2011	0	0	-0.02	0	0	0.05	0	-0.14	0.1	0	0	26582.8	0
360	11	24	2011	2.54	0	-0.07	0	0	2.65	0	-0.14	0.1	0	0	26582.8	0
360	12	24	2011	55.88	0	-0.11	0	0	56.03	0	-0.14	0.1	0	0	26582.6	0
360	13	24	2011	2.54	0	-0.04	0	0	2.45	0	0.03	0.1	0	0	26582.6	0
360	14	24	2011	0	0	-0.05	0	0	-0.68	0	0.63	0.1	0	0	26582.6	0
360	15	24	2011	2.54	0	0.03	0	0	1.7	0	0.71	0.1	0	0	26582.6	0
360	16	24	2011	5.08	0	0.02	0	0	4.25	0	0.71	0.1	0	0	26582.6	0
360	17	24	2011	0	0	-0.07	0	0	-0.54	0	0.5	0.1	0	0	26582.5	0
360	18	24	2011	0	0	-0.08	0	0	-0.65	0	0.62	0.1	0	0	26582.5	0
360	19	24	2011	2.54	0	0	0	0	1.79	0	0.64	0.1	0	0	26582.5	0
360	20	24	2011	0	0	-0.09	0	0	-0.74	0	0.72	0.1	0	0	26582.4	0
360	21	24	2011	5.08	0	-0.07	0	0	4.73	0	0.32	0.1	0	0	26582.3	0
360	22	24	2011	0	0	-0.01	0	0	-0.16	0	0.06	0.1	0	0	26582.3	0
360	23	24	2011	0	0	-0.08	0	0	-0.4	0	0.38	0.11	0	0	26582.2	0
360	24	24	2011	0	0	-0.05	0	0	-0.29	0	0.23	0.11	0	0	26582.2	0
360	25	24	2011	2.54	0	-0.01	0	0	2.44	0	0	0.11	0	0	26582.2	0
360	26	24	2011	0	0	-0.06	0	0	-0.09	0	0.05	0.11	0	0	26582.1	0
360	27	24	2011	0	0	-0.09	0	0	-0.34	0	0.32	0.11	0	0	26582	0
360	28	24	2011	0	0	-0.07	0	0	-0.55	0	0.51	0.11	0	0	26581.9	0
360	29	24	2011	0	0	-0.05	0	0	-0.59	0	0.53	0.11	0	0	26581.9	0
360	30	24	2011	0	0	0	0	0	-0.6	0	0.48	0.11	0	0	26581.9	0
360	31	24	2011	0	0	0	0	0	-0.47	0	0.36	0.11	0	0	26581.9	0
360	32	24	2011	7.62	0	0	0	0	7.51	0	0	0.11	0	0	26581.9	0
360	33	24	2011	53.34	0	0.08	0	0	53.18	0	-0.03	0.11	0	0	26582	0
360	34	24	2011	0	0	-0.11	0	0	-0.19	0	0.2	0.11	0	0	26581.8	0
360	35	24	2011	0	0	0.11	0	0	-0.62	0	0.39	0.11	0	0	26582	0

Attachment D-1
Honeywell
Wastebeds 9-15 SWSR Pre-Design Investigation
SHAW Output Data

RUN	DAY	HR	YR	PRECIP	precip INTRCP	ET	TRANSP	CANOPY chg in storage	SNOW chg in storage	RESIDUE chg in storage	SOIL chg in storage	PERC	RUNOFF	PONDED	Etcum	ERROR
360	36	24	2011	17.78	0	-0.02	0	0	17.2	0	0.49	0.11	0	0	26581.9	0
360	37	24	2011	0	0	0.02	0	0	-0.63	0	0.5	0.11	0	0	26582	0
360	38	24	2011	5.08	0	-0.01	0	0	4.45	0	0.53	0.11	0	0	26581.9	0
360	39	24	2011	5.08	0	0.06	0	0	4.08	0	0.83	0.11	0	0	26582	0
360	40	24	2011	0	0	0.11	0	0	-0.8	0	0.58	0.11	0	0	26582.1	0
360	41	24	2011	0	0	0	0	0	-1.12	0	1.01	0.12	0	0	26582.1	0
360	42	24	2011	0	0	-0.03	0	0	-1.13	0	1.05	0.12	0	0	26582.1	0
360	43	24	2011	2.54	0	0.06	0	0	1.6	0	0.76	0.12	0	0	26582.1	0
360	44	24	2011	0	0	0.21	0	0	-0.9	0	0.57	0.12	0	0	26582.3	0
360	45	24	2011	5.08	0	0.15	0	0	1.76	0	3.05	0.12	0	0	26582.5	0
360	46	24	2011	0	0	0.06	0	0	-3.45	0	3.27	0.12	0	0	26582.6	0
360	47	24	2011	0	0	0.1	0	0	-1.09	0	0.87	0.12	0	0	26582.7	0
360	48	24	2011	0	0	-0.04	0	0	-1.26	0	1.18	0.12	0	0	26582.6	0
360	49	24	2011	0	0	0.17	0	0	-20.64	0	20.38	0.12	0	0	26582.8	-0.03
360	50	24	2011	2.54	0	1.32	0	0	-5.6	0	6.7	0.12	0	0	26584.1	0
360	51	24	2011	0	0	0.09	0	0	-1.33	0	1.12	0.12	0	0	26584.2	0
360	52	24	2011	2.54	0	0.02	0	0	1.49	0	0.9	0.12	0	0	26584.2	0
360	53	24	2011	0	0	-0.01	0	0	-0.97	0	0.86	0.12	0	0	26584.2	0
360	54	24	2011	0	0	-0.01	0	0	-1.04	0	0.92	0.12	0	0	26584.2	0
360	55	24	2011	0	0	0.04	0	0	-0.38	0	0.21	0.12	0	0	26584.2	0
360	56	24	2011	10.16	0	0.03	0	0	9.99	0	0.02	0.13	0	0	26584.3	0
360	57	24	2011	0	0	0.07	0	0	-0.44	0	0.24	0.13	0	0	26584.3	0
360	58	24	2011	2.54	0	-0.05	0	0	2.09	0	0.37	0.13	0	0	26584.3	0
360	59	24	2011	10.16	0	0.03	0	0	0.48	0	9.52	0.13	0	0	26584.3	-0.01
360	60	24	2011	0	0	0.27	0	0	-4.72	0	4.32	0.13	0	0	26584.6	0
360	61	24	2011	0	0	0.93	0	0	-2.05	0	0.99	0.13	0	0	26585.5	0
360	62	24	2011	0	0	0.13	0	0	-1.22	0	0.96	0.13	0	0	26585.6	0
360	63	24	2011	0	0	0.5	0	0	-1.6	0	0.97	0.13	0	0	26586.2	0
360	64	24	2011	2.54	0	-0.54	0	0	-15.02	0	17.99	0.13	0	0	26585.6	-0.02
360	65	24	2011	22.86	0	0.16	0	0	-17.57	0	27.52	0.13	12.64	0	26585.8	-0.01
360	66	24	2011	12.7	0	0.2	0	0	8.25	0	4.12	0.13	0	0	26586	0
360	67	24	2011	0	0	-0.01	0	0	-1.18	0	1.05	0.13	0	0	26586	0
360	68	24	2011	0	0	0.91	0	0	-2.07	0	1.03	0.13	0	0	26586.9	0
360	69	24	2011	10.16	0	-0.46	0	0	-9.46	0	3.92	0.14	16.03	0	26586.4	0
360	70	24	2011	2.54	0	-0.11	0	0	-19.07	0	0.4	0.14	21.18	0	26586.3	0
360	71	24	2011	0	0	0.07	0	0	-15.24	0	0.4	0.14	14.64	0	26586.4	0
360	72	24	2011	0	0	0.14	0	0	-12.15	0	0.4	0.14	11.48	0	26586.5	0
360	73	24	2011	0	0	0.16	0	0	-15.51	0	0.4	0.14	14.81	0	26586.7	0
360	74	24	2011	0	0	0.1	0	0	-18.63	0	0.4	0.14	17.99	0	26586.8	0
360	75	24	2011	5.08	0	-0.23	0	0	-16.25	0	0.4	0.14	21.02	0	26586.5	0
360	76	24	2011	0	0	-0.13	0	0	-33.28	0	0.4	0.14	32.87	0	26586.4	0
360	77	24	2011	0	0	-0.62	0	0	-57.65	0	0.4	0.14	57.73	0	26585.8	0
360	78	24	2011	0	0	1.69	0	0	-14.25	0	-0.6	0.14	13.63	0	26587.5	-0.61
360	79	24	2011	0	0	2.3	0	0	0	0	-1.73	0.14	0	0	26589.8	-0.71
360	80	24	2011	10.16	0	0.99	0	0	0	0	-0.07	0.14	9.1	0	26590.8	0
360	81	24	2011	0	0	2.06	0	0	0	0	-2.2	0.15	0	0	26592.8	0
360	82	24	2011	7.62	0	1.08	0	0	7.38	0	-0.98	0.15	0	0	26593.9	0
360	83	24	2011	0	0	0.24	0	0	-0.33	0	-0.38	0.15	0.32	0	26594.2	0
360	84	24	2011	0	0	0.62	0	0	-0.34	0	-0.43	0.15	0	0	26594.8	0
360	85	24	2011	0	0	0.53	0	0	-0.23	0	-0.44	0.15	0	0	26595.3	0
360	86	24	2011	0	0	0.6	0	0	-0.3	0	-0.45	0.15	0	0	26595.9	0
360	87	24	2011	0	0	0.93	0	0	-0.69	0	-0.39	0.15	0	0	26596.8	0
360	88	24	2011	0	0	0.61	0	0	-1.86	0	-0.33	0.15	1.42	0	26597.4	0
360	89	24	2011	0	0	0.19	0	0	-3.63	0	-0.35	0.15	3.18	0.47	26597.6	-0.01
360	90	24	2011	2.54	0	0.12	0	0	0	0	-0.23	0.15	2.97	0	26597.8	-0.01
360	91	24	2011	2.54	0	0.88	0	0	0	0	0.36	0.15	1.14	0	26598.6	0
360	92	24	2011	0	0	5.23	0.02	0	0	0	-5.39	0.16	0	0	26603.9	0.01
360	93	24	2011	0	0	4.66	0.05	0	0	0	-4.83	0.16	0	0	26608.5	0.01
360	94	24	2011	12.7	0	2	0.02	0	0	0	2.33	0.16	8.21	0	26610.5	0.01
360	95	24	2011	10.16	0	3.63	0.03	0	0	0	-0.57	0.16	6.95	0	26614.2	0
360	96	24	2011	0	0	3.18	0.08	0	0	0	-3.33	0.16	0	0	26617.3	0
360	97	24	2011	0	0	3.34	0.18	0	0	0	-3.5	0.16	0	0	26620.7	0
360	98	24	2011	0	0	2.87	0.18	0	0	0	-3.03	0.16	0	0	26623.5	0
360	99	24	2011	0	0	3.12	0.32	0	0	0	-3.29	0.16	0	0	26626.7	0
360	100	24	2011	0	0	2.19	0.29	0	0	0	-2.35	0.16	0	0	26628.9	0
360	101	24	2011	0	0	5.22	0.66	0	0	0	-5.45	0.16	0	0	26634.1	0.07
360	102	24	2011	0	0	4.83	0.52	0	0	0	-4.99	0.17	0	0	26638.9	-0.01
360	103	24	2011	17.78	0	1.42	0.06	0	0	0	16.2	0.17	0	0	26640.3	-0.01
360	104	24	2011	0	0	3.62	0.41	0	0	0	-3.78	0.17	0	0	26643.9	-0.01
360	105	24	2011	0	0	4.61	0.53	0	0	0	-4.78	0.17	0	0	26648.5	0
360	106	24	2011	7.62	0	2.94	0.19	0	0	0	4.54	0.17	0	0	26651.5	-0.03
360	107	24	2011	12.7	0	3.15	0.25	0	0	0	9.42	0.17	0	0	26654.6	-0.04
360	108	24	2011	2.54	0	2.6	0.18	0	0	0	-0.21	0.17	0	0	26657.2	-0.02
360	109	24	2011	2.54	0	1.43	0.04	0	0	0	0.94	0.17	0	0	26658.7	0
360	110	24	2011	35.56	0	3.88	0.71	0	0	0	6.79	0.17	24.72	0	26662.5	-0.01
360	111	24	2011	0	0	3.41	0.39	0	0	0	-3.55	0.18	0	0	26666	-0.04
360	112	24	2011	0	0	3.17	0.74	0	0	0	-3.33	0.18	0	0	26669.1	-0.02
360	113	24	2011	22.86	0	3.13	0.69	0	0	0	8.41	0.18	11.17	0	26672.3	-0.03
360	114	24	2011	0	0	1.09	0.49	0	0	0	-1.25	0.18	0	0	26673.3	-0.02
360	115	24	2011	12.7	0	1.38	0.11	0	0	0	4.13	0.18	7.02	0	26674.7	0
360	116	24	2011	50.8	0	1.69	0.53	0	0	0	0.42	0.18	48.53	0	26676.4	-0.02
360	117	24	2011	10.16	0	4.8	1.38	0	0	0	-2.59	0.18	7.81	0	26681.2	-0.03
360	118	24	2011	15.24	0	5.78	1.34	0	0	0	-0.9	0.18	10.2	0	26687	-0.03
360	119	24	2011	0	0	2.95	0.86	0	0	0	-3.11	0.18	0	0	26689.9	-0.03
360	120	24	2011	0	0	4.44	1.46	0	0	0	-4.63	0.19	0	0	26694.4	0
360	121	24	2011	0	0	3.73	1.64	0	0	0	-3.89	0.19	0	0	26698.1	-0.02
360	122	24	2011	0	0	1.37	0.77	0	0	0	-1.55	0.19	0	0	26699.5	-0.01
360	123	24	2011	25.4	0.58	0.8	0.03	0	0	0	18.14	0.19	5.71	0	26700.3	-0.02
360	124	24	2011	5.08	0	2.35	0.04	0	0	0	0.36	0.19	2.77	0	26702.6	-0.01
360	125	24	2011	0	0	5.49	1.91	0	0	0	-5.65	0.19	0	0	26708.1	-0.04
360	126	24	2011	0	0	4.93	2.27	0	0	0	-5.11	0.19	0	0	26713.1	-0.01
360	127	24	2011	0	0	3.91	1.78	0	0	0	-4.1	0.19	0	0	26717	0
360	128	24	2011	0	0	4.11	1.8	0	0	0	-4.29	0.19	0	0	26721.1	-0.02
360	129	24	2011	0	0	5.35	2.25	0	0	0	-5.52	0.2	0	0	26726.4	-0.02
360	130	24	2011	0	0	4.71	2.31	0	0	0	-4.88	0.2	0	0	26731.1	-0.02
360	131	24	2011	0	0	5.13	2.58	0	0	0	-5.3	0.2	0	0	26736.3	-0.02
360	132	24	2011	0	0	4.98	2.71	0	0	0	-5.15	0.2	0	0	26741.2	-0.03
360	133	24	2011	0	0	4.67	2.66	0	0	0	-4.86	0.2	0	0	26745.9	-0.02
360	134	24	2011	0	0	1.36	0.89	0	0	0	-1.54	0.2	0	0	26747.3	-0.03
360	135	24	2011	15.24	0.57	1.15	0.03	0	0	0	13.34	0.2	0	0	26748.4	-0.03
360	136	24	2011	12.7	0.55	1.45	0	0	0	0	11.07	0.2	0	0	26749.9	0
360	137	24	2011	0	0	2.27	0.96	0	0	0	-1.9	0.2	0	0	26752.2	-0.02
360	138	24	2011	2.54	0	3.12	1.14	0	0	0	-0.78	0.21	0	0	26755.3	0

Attachment D-1
Honeywell
Wastebeds 9-15 SWSR Pre-Design Investigation
SHAW Output Data

RUN	DAY	HR	YR	PRECIP	precip INTRCP	ET	TRANSP	CANOPY chg in storage	SNOW chg in storage	RESIDUE chg in storage	SOIL chg in storage	PERC	RUNOFF	PONDED	Etcum	ERROR
360	139	24	2011	12.7	0	3.49	1.19	0	0	0	9.01	0.21	0	0	26758.8	0
360	140	24	2011	0	0	3.11	1.97	0	0	0	-3.3	0.21	0	0	26761.9	-0.02
360	141	24	2011	0	0	3.51	2.37	0	0	0	-3.71	0.21	0	0	26765.4	-0.01
360	142	24	2011	0	0	3.14	2.08	0	0	0	-3.31	0.21	0	0	26768.5	-0.05
360	143	24	2011	0	0	3.78	2.51	0	0	0	-3.97	0.21	0	0	26772.3	-0.03
360	144	24	2011	0	0	4.27	2.64	0	0	0	-4.44	0.21	0	0	26776.6	-0.04
360	145	24	2011	0	0	4.79	2.85	0	0	0	-4.97	0.21	0	0	26781.4	-0.04
360	146	24	2011	5.08	0	5.81	3.06	0	0	0	-0.93	0.22	0	0	26787.2	-0.02
360	147	24	2011	12.7	0	3.18	0.88	0	0	0	9.31	0.22	0	0	26790.4	-0.01
360	148	24	2011	0	0	3.65	2.6	0	0	0	-3.83	0.22	0	0	26794	-0.04
360	149	24	2011	0	0	4.86	3.46	0	0	0	-5.05	0.22	0	0	26798.9	-0.03
360	150	24	2011	2.54	0	5.71	2.56	0	0	0	-3.38	0.22	0	0	26804.6	-0.02
360	151	24	2011	0	0	5.92	4.01	0	0	0	-6.09	0.22	0	0	26810.5	-0.06
360	152	24	2011	0	0	9.27	6.15	0	0	0	-9.43	0.22	0	0	26819.8	-0.06
360	153	24	2011	0	0	7.64	4.12	0	0	0	-7.82	0.22	0	0	26827.4	-0.05
360	154	24	2011	0	0	6.47	3.64	0	0	0	-6.7	0.22	0	0	26833.9	0
360	155	24	2011	0	0	2.79	2.03	0	0	0	-3.01	0.23	0	0	26836.7	-0.01
360	156	24	2011	0	0	3.07	2.34	0	0	0	-3.28	0.23	0	0	26839.8	-0.01
360	157	24	2011	0	0	4.8	3.76	0	0	0	-5.03	0.23	0	0	26844.6	0
360	158	24	2011	0	0	5.78	4.05	0	0	0	-5.98	0.23	0	0	26850.3	-0.03
360	159	24	2011	0	0	6.46	4.92	0	0	0	-6.66	0.23	0	0	26856.8	-0.02
360	160	24	2011	0	0	6.9	5.11	0	0	0	-7.08	0.23	0	0	26863.7	-0.05
360	161	24	2011	0	0	5.16	3.28	0	0	0	-5.34	0.23	0	0	26868.9	-0.05
360	162	24	2011	2.54	0	3.95	1.46	0	0	0	-1.61	0.23	0	0	26872.8	-0.03
360	163	24	2011	7.62	0	3.24	0.29	0	0	0	4.18	0.23	0	0	26876.1	-0.03
360	164	24	2011	0	0	3.98	2.74	0	0	0	-4.19	0.24	0	0	26880	-0.03
360	165	24	2011	0	0	4	2.83	0	0	0	-4.21	0.24	0	0	26884	-0.02
360	166	24	2011	0	0	6.52	4.76	0	0	0	-6.74	0.24	0	0	26890.6	-0.02
360	167	24	2011	0	0	6	4.49	0	0	0	-6.21	0.24	0	0	26896.6	-0.03
360	168	24	2011	0	0	3.4	2.71	0	0	0	-3.63	0.24	0	0	26900	-0.01
360	169	24	2011	0	0	6.25	4.53	0	0	0	-6.43	0.24	0	0	26906.2	-0.06
360	170	24	2011	0	0	6.68	4.55	0	0	0	-6.87	0.24	0	0	26912.9	-0.05
360	171	24	2011	0	0	5.96	4.59	0	0	0	-6.2	0.24	0	0	26918.8	-0.01
360	172	24	2011	0	0	6.51	5	0	0	0	-6.73	0.24	0	0	26925.4	-0.03
360	173	24	2011	17.78	0.54	2.46	0.28	0	0	0	14.53	0.24	0	0	26927.8	0.01
360	174	24	2011	22.86	0	4.37	1.06	0	0	0	18.81	0.25	0	0	26932.2	-0.03
360	175	24	2011	20.32	0	4.79	1.82	0	0	0	15.32	0.25	0	0	26937	-0.03
360	176	24	2011	5.08	0.6	2.72	0.26	0	0	0	1.55	0.25	0	0	26939.7	-0.03
360	177	24	2011	0	0	3.06	1.78	0	0	0	-2.68	0.25	0	0	26942.8	-0.03
360	178	24	2011	0	0	4.7	3.96	0	0	0	-4.92	0.25	0	0	26947.4	-0.03
360	179	24	2011	5.08	0	4.75	1.74	0	0	0	0.11	0.25	0	0	26952.2	-0.03
360	180	24	2011	0	0	3.26	2.07	0	0	0	-3.44	0.25	0	0	26955.4	-0.07
360	181	24	2011	0	0	7.58	5.51	0	0	0	-7.78	0.25	0	0	26963	-0.05
360	182	24	2011	0	0	6.58	5.13	0	0	0	-6.81	0.25	0	0	26969.6	-0.02
360	183	24	2011	0	0	6.32	5.14	0	0	0	-6.54	0.25	0	0	26975.9	-0.03
360	184	24	2011	0	0	5.44	4.51	0	0	0	-5.68	0.26	0	0	26981.4	-0.02
360	185	24	2011	0	0	8.13	6.09	0	0	0	-8.3	0.26	0	0	26989.5	-0.08
360	186	24	2011	0	0	6.38	5.2	0	0	0	-6.6	0.26	0	0	26995.9	-0.04
360	187	24	2011	5.08	0	7.48	3.67	0	0	0	-2.62	0.26	0	0	27003.3	-0.03
360	188	24	2011	0	0	5.92	4.77	0	0	0	-6.15	0.26	0	0	27009.3	-0.03
360	189	24	2011	33.02	0	4.4	1.28	0	0	0	28.39	0.26	0	0	27013.7	-0.03
360	190	24	2011	0	0	6.96	5.08	0	0	0	-7.14	0.26	0	0	27020.6	-0.08
360	191	24	2011	0	0	5.77	4.93	0	0	0	-5.97	0.26	0	0	27026.4	-0.06
360	192	24	2011	0	0	6.24	5.44	0	0	0	-6.51	0.26	0	0	27032.6	0
360	193	24	2011	0	0	8.16	6.62	0	0	0	-8.35	0.26	0	0	27040.8	-0.07
360	194	24	2011	0	0	6.9	5.18	0	0	0	-7.1	0.26	0	0	27047.7	-0.06
360	195	24	2011	0	0	6.92	5.48	0	0	0	-7.13	0.27	0	0	27054.6	-0.05
360	196	24	2011	0	0	6.16	5.16	0	0	0	-6.41	0.27	0	0	27060.8	-0.02
360	197	24	2011	0	0	4.44	3.42	0	0	0	-4.7	0.27	0	0	27065.2	-0.01
360	198	24	2011	0	0	2.75	1.42	0	0	0	-2.96	0.27	0	0	27068	-0.06
360	199	24	2011	12.7	0	5.21	1.53	0	0	0	7.23	0.27	0	0	27073.2	-0.01
360	200	24	2011	0	0	5.18	4.23	0	0	0	-5.44	0.27	0	0	27078.4	-0.01
360	201	24	2011	0	0	2.17	1.11	0	0	0	-2.4	0.27	0	0	27080.5	-0.04
360	202	24	2011	0	0	1.99	0.82	0	0	0	-2.22	0.27	0	0	27082.5	-0.04
360	203	24	2011	0	0	2	0.71	0	0	0	-2.2	0.27	0	0	27084.5	-0.07
360	204	24	2011	0	0	0.92	0.65	0	0	0	-1.18	0.27	0	0	27085.4	-0.02
360	205	24	2011	0	0	0.81	0.61	0	0	0	-1.04	0.27	0	0	27086.3	-0.05
360	206	24	2011	7.62	0.19	3.03	0.11	0	0	0	4.14	0.27	0	0	27089.3	-0.01
360	207	24	2011	2.54	0	4.49	0.94	0	0	0	-2.01	0.28	0	0	27093.8	-0.03
360	208	24	2011	0	0	1.9	0.55	0	0	0	-2.13	0.28	0	0	27095.7	-0.05
360	209	24	2011	0	0	0.91	0.44	0	0	0	-1.18	0.28	0	0	27096.6	-0.01
360	210	24	2011	22.86	0.73	2.23	0.1	0	0	0	19.62	0.28	0	0	27098.8	0
360	211	24	2011	0	0	7.41	5.08	0	0	0	-6.91	0.28	0	0	27106.2	-0.05
360	212	24	2011	0	0	5.1	4.25	0	0	0	-5.34	0.28	0	0	27111.3	-0.05
360	213	24	2011	0	0	5.36	3.75	0	0	0	-5.57	0.28	0	0	27116.7	-0.07
360	214	24	2011	0	0	3.11	1.19	0	0	0	-3.33	0.28	0	0	27119.8	-0.06
360	215	24	2011	17.78	0.6	2.47	0.09	0	0	0	14.44	0.28	0	0	27122.3	-0.02
360	216	24	2011	0	0	5.54	3.86	0	0	0	-5.16	0.28	0	0	27127.8	-0.05
360	217	24	2011	0	0	3.5	3.08	0	0	0	-3.77	0.28	0	0	27131.3	-0.02
360	218	24	2011	5.08	0.59	2.77	0.29	0	0	0	1.46	0.28	0	0	27134.1	-0.02
360	219	24	2011	7.62	0	3.66	0.41	0	0	0	4.28	0.28	0	0	27137.7	-0.01
360	220	24	2011	0	0	5.46	4.05	0	0	0	-5.67	0.29	0	0	27143.2	-0.07
360	221	24	2011	35.56	0.79	2.48	0.19	0	0	0	32.03	0.29	0	0	27145.7	-0.03
360	222	24	2011	17.78	0	6.42	1.99	0	0	0	11.9	0.29	0	0	27152.1	-0.04
360	223	24	2011	0	0	5.23	3.71	0	0	0	-5.45	0.29	0	0	27157.3	-0.07
360	224	24	2011	0	0	5.95	4.71	0	0	0	-6.22	0.29	0	0	27163.3	-0.02
360	225	24	2011	0	0	5.23	4.14	0	0	0	-5.47	0.29	0	0	27168.5	-0.04
360	226	24	2011	2.54	0	2.44	0.3	0	0	0	-0.16	0.29	0	0	27171	-0.03
360	227	24	2011	12.7	1.66	1.25	0.1	0	0	0	9.51	0.29	0	0	27172.2	-0.02
360	228	24	2011	2.54	0	5.7	1.8	0	0	0	-1.75	0.29	0	0	27177.9	-0.04
360	229	24	2011	0	0	4.36	3.69	0	0	0	-4.62	0.29	0	0	27182.3	-0.04
360	230	24	2011	0	0	5.33	4.15	0	0	0	-5.57	0.29	0	0	27187.6	-0.06
360	231	24	2011	0	0	4.6	3.75	0	0	0	-4.88	0.29	0	0	27192.2	-0.02
360	232	24	2011	0	0	5.31	4.17	0	0	0	-5.57	0.29	0	0	27197.5	-0.03
360	233	24	2011	17.78	0.26	2.93	0.23	0	0	0	14.35	0.29	0	0	27200.5	-0.05
360	234	24	2011	5.08	0	6.77	2.35	0	0	0	-1.69	0.29	0	0	27207.2	-0.03
360	235	24	2011	0	0	5.26	3.85	0	0	0	-5.52	0.3	0	0	27212.5	-0.04
360	236	24	2011	0	0	5.07	4.03	0	0	0	-5.33	0.3	0	0	27217.6	-0.04
360	237	24	2011	12.7	0	4.74	1.85	0	0	0	7.65	0.3	0	0	27222.3	0.01
360	238	24	2011	0	0	3.89	3.01	0	0	0	-4.14	0.3	0	0	27226.2	-0.05
360	239	24	2011	0	0	3.71	2.92	0	0	0	-3.97	0.3	0	0	27229.9	-0.03
360	240	24	2011	27.94	0.26	2.81	0.14	0	0	0	24.6	0.3	0	0	27232.7	-0.03
360	241	24	2011	0	0	4.97	3.25	0	0	0	-4.98	0.3	0	0	27237.7	-0.03

Attachment D-1
Honeywell
Wastebeds 9-15 SWSR Pre-Design Investigation
SHAW Output Data

RUN	DAY	HR	YR	PRECIP	precip INTRCP	ET	TRANSP	CANOPY chg in storage	SNOW chg in storage	RESIDUE chg in storage	SOIL chg in storage	PERC	RUNOFF	PONDED	Etcum	ERROR
360	242	24	2011	0	0	4.84	3.7	0	0	0	-5.11	0.3	0	0	27242.5	-0.02
360	243	24	2011	0	0	3.28	2.81	0	0	0	-3.56	0.3	0	0	27245.8	-0.02
360	244	24	2011	2.54	0	3.83	1.4	0	0	0	-1.54	0.3	0	0	27249.6	-0.05
360	245	24	2011	0	0	4.72	3.51	0	0	0	-5	0.3	0	0	27254.4	-0.03
360	246	24	2011	0	0	3.41	2.94	0	0	0	-3.68	0.3	0	0	27257.8	-0.03
360	247	24	2011	0	0	4.08	3.12	0	0	0	-4.33	0.3	0	0	27261.8	-0.05
360	248	24	2011	22.86	0.92	1.84	0.07	0	0	0	19.85	0.3	0	0	27263.7	-0.04
360	249	24	2011	2.54	0.27	2.82	0	0	0	0	0.06	0.3	0	0	27266.5	0.01
360	250	24	2011	38.1	1.12	1.37	0	0	0	0	35.57	0.3	0	0	27267.9	0
360	251	24	2011	5.08	0	2.58	0.16	0	0	0	3.33	0.3	0	0	27270.4	-0.01
360	252	24	2011	0	0	2.82	2.28	0	0	0	-3.07	0.31	0	0	27273.3	-0.06
360	253	24	2011	0	0	3.78	2.73	0	0	0	-4.04	0.31	0	0	27277.1	-0.05
360	254	24	2011	0	0	2.61	1.89	0	0	0	-2.85	0.31	0	0	27279.7	-0.06
360	255	24	2011	0	0	3.71	2.79	0	0	0	-4.01	0.31	0	0	27283.4	-0.01
360	256	24	2011	0	0	4.51	3.25	0	0	0	-4.77	0.31	0	0	27287.9	-0.05
360	257	24	2011	0	0	4.09	2.46	0	0	0	-4.34	0.31	0	0	27292	-0.06
360	258	24	2011	7.62	0	2.95	0.11	0	0	0	4.38	0.31	0	0	27294.9	-0.02
360	259	24	2011	0	0	3.52	1.97	0	0	0	-3.8	0.31	0	0	27298.5	-0.03
360	260	24	2011	0	0	2.41	1.52	0	0	0	-2.69	0.31	0	0	27300.9	-0.03
360	261	24	2011	0	0	3.6	2.3	0	0	0	-3.86	0.31	0	0	27304.5	-0.05
360	262	24	2011	2.54	0	4.37	1.64	0	0	0	-2.1	0.31	0	0	27308.8	-0.04
360	263	24	2011	7.62	0.01	2.01	0.19	0	0	0	5.27	0.31	0	0	27310.8	0.02
360	264	24	2011	0	0	3.08	2.02	0	0	0	-3.34	0.31	0	0	27313.9	-0.04
360	265	24	2011	15.24	0.09	1.81	0.19	0	0	0	13.02	0.31	0	0	27315.7	0.01
360	266	24	2011	5.08	0	2.28	0.1	0	0	0	2.6	0.31	0	0	27318	-0.02
360	267	24	2011	0	0	1.47	0.92	0	0	0	-1.77	0.31	0	0	27319.5	-0.02
360	268	24	2011	0	0	2.82	2.01	0	0	0	-3.08	0.31	0	0	27322.3	-0.05
360	269	24	2011	0	0	3.11	2.03	0	0	0	-3.36	0.31	0	0	27325.4	-0.06
360	270	24	2011	0	0	1.63	1.08	0	0	0	-1.9	0.31	0	0	27327	-0.05
360	271	24	2011	0	0	2.56	1.47	0	0	0	-2.78	0.31	0	0	27329.6	-0.09
360	272	24	2011	30.48	0.48	1.39	0.09	0	0	0	28.31	0.31	0	0	27331	-0.02
360	273	24	2011	0	0	3.35	1.3	0	0	0	-3.14	0.31	0	0	27334.3	-0.04
360	274	24	2011	2.54	0.25	1.84	0.05	0	0	0	0.17	0.31	0	0	27336.2	-0.03
360	275	24	2011	12.7	0	2.2	0.17	0	0	0	10.47	0.32	0	0	27338.4	-0.04
360	276	24	2011	0	0	1.32	0.74	0	0	0	-1.64	0.32	0	0	27339.7	0
360	277	24	2011	0	0	1.01	0.45	0	0	0	-1.29	0.32	0	0	27340.7	-0.04
360	278	24	2011	0	0	2.75	1.15	0	0	0	-3	0.32	0	0	27343.5	-0.06
360	279	24	2011	0	0	2.55	1.26	0	0	0	-2.85	0.32	0	0	27346	-0.03
360	280	24	2011	0	0	2.34	1.35	0	0	0	-2.63	0.32	0	0	27348.4	-0.03
360	281	24	2011	0	0	2.33	1.44	0	0	0	-2.62	0.32	0	0	27350.7	-0.03
360	282	24	2011	0	0	2.28	1.38	0	0	0	-2.57	0.32	0	0	27353	-0.03
360	283	24	2011	0	0	2.43	1.29	0	0	0	-2.71	0.32	0	0	27355.4	-0.04
360	284	24	2011	0	0	1.94	1.02	0	0	0	-2.23	0.32	0	0	27357.3	-0.03
360	285	24	2011	2.54	0	2.25	0.2	0	0	0	0.06	0.32	0	0	27359.6	-0.09
360	286	24	2011	5.08	0	2.1	0.28	0	0	0	2.71	0.32	0	0	27361.7	-0.06
360	287	24	2011	7.62	0	2.04	0.36	0	0	0	5.32	0.32	0	0	27363.7	-0.07
360	288	24	2011	7.62	0	3.34	0.25	0	0	0	4.04	0.32	0	0	27367.1	-0.09
360	289	24	2011	5.08	0	2.62	0.33	0	0	0	2.22	0.32	0	0	27369.7	-0.08
360	290	24	2011	0	0	2.1	0.41	0	0	0	-2.34	0.32	0	0	27371.8	-0.07
360	291	24	2011	0	0	2.36	0.61	0	0	0	-2.66	0.32	0	0	27374.2	-0.03
360	292	24	2011	0	0	2.45	0.49	0	0	0	-2.74	0.32	0	0	27376.6	-0.03
360	293	24	2011	7.62	0	2.76	0.26	0	0	0	4.62	0.32	0	0	27379.4	-0.08
360	294	24	2011	0	0	2.51	0.25	0	0	0	-2.72	0.32	0	0	27381.9	-0.11
360	295	24	2011	0	0	1.3	0.16	0	0	0	-1.59	0.32	0	0	27383.2	-0.04
360	296	24	2011	0	0	1.68	0.31	0	0	0	-1.99	0.32	0	0	27384.9	-0.01
360	297	24	2011	7.62	0	1.58	0.11	0	0	0	5.76	0.32	0	0	27386.4	-0.04
360	298	24	2011	0	0	2.97	0.19	0	0	0	-3.27	0.32	0	0	27389.4	-0.03
360	299	24	2011	10.16	0.11	0.5	0.01	0	0	0	9.21	0.32	0	0	27389.9	0.01
360	300	24	2011	12.7	0	1.38	0	0	0	0	11.13	0.32	0	0	27391.3	-0.02
360	301	24	2011	0	0	1.56	0.05	0	0	0	-1.88	0.32	0	0	27392.8	-0.01
360	302	24	2011	0	0	1.36	0	0	0	0	-1.68	0.32	0	0	27394.2	-0.01
360	303	24	2011	0	0	2.13	0.03	0	0	0	-2.45	0.32	0	0	27396.3	0
360	304	24	2011	0	0	1.77	0.01	0	0	0	-2.09	0.32	0	0	27398.1	0
360	305	24	2011	0	0	1.53	0	0	0	0	-1.86	0.33	0	0	27399.6	0
360	306	24	2011	0	0	1.87	0	0	0	0	-2.19	0.33	0	0	27401.5	0
360	307	24	2011	0	0	1.57	0	0	0	0	-1.9	0.33	0	0	27403.1	0
360	308	24	2011	0	0	3.03	0	0	0	0	-3.36	0.33	0	0	27406.1	0
360	309	24	2011	0	0	1.54	0	0	0	0	-1.87	0.33	0	0	27407.7	0
360	310	24	2011	0	0	1.85	0	0	0	0	-2.17	0.33	0	0	27409.5	0
360	311	24	2011	0	0	0.65	0	0	0	0	-0.98	0.33	0	0	27410.2	0
360	312	24	2011	0	0	0.48	0	0	0	0	-0.81	0.33	0	0	27410.6	0
360	313	24	2011	0	0	2.62	0	0	0	0	-2.95	0.33	0	0	27413.3	0
360	314	24	2011	0	0	1.88	0	0	0	0	-2.21	0.33	0	0	27415.1	0
360	315	24	2011	5.08	0	2.37	0	0	0	0	2.38	0.33	0	0	27417.5	0
360	316	24	2011	0	0	2.54	0	0	0	0	-2.87	0.33	0	0	27420.1	0
360	317	24	2011	0	0	2.94	0	0	0	0	-3.26	0.33	0	0	27423	0
360	318	24	2011	22.86	0	2.02	0	0	0	0	20.51	0.33	0	0	27425	0
360	319	24	2011	0	0	0.82	0	0	0	0	-1.15	0.33	0	0	27425.8	0
360	320	24	2011	2.54	0	0.83	0	0	0	0	1.38	0.33	0	0	27426.7	0
360	321	24	2011	0	0	3.11	0	0	0	0	-3.44	0.33	0	0	27429.8	0
360	322	24	2011	0	0	3.61	0	0	0	0	-3.94	0.33	0	0	27433.4	0
360	323	24	2011	0	0	2.5	0	0	0	0	-2.83	0.33	0	0	27435.9	0
360	324	24	2011	0	0	2.14	0	0	0	0	-2.47	0.33	0	0	27438	0
360	325	24	2011	0	0	1.79	0	0	0	0	-2.12	0.33	0	0	27439.8	0
360	326	24	2011	15.24	0	0.45	0	0	15.24	0	-0.78	0.33	0	0	27440.3	0
360	327	24	2011	20.32	0	-0.19	0	0	-7.91	0	28.11	0.33	0	0	27440.1	-0.02
360	328	24	2011	0	0	-0.06	0	0	-3.68	0	3.41	0.33	0	0	27440	0
360	329	24	2011	0	0	0.13	0	0	-3.65	0	3.2	0.33	0	0	27440.1	0
360	330	24	2011	0	0	0.82	0	0	0	0	-1.15	0.33	0	0	27441	0
360	331	24	2011	0	0	1.52	0	0	0	0	-1.85	0.33	0	0	27442.5	0
360	332	24	2011	5.08	0	0.44	0	0	0	0	4.31	0.33	0	0	27442.9	0
360	333	24	2011	10.16	0	0.37	0	0	0	0	9.45	0.33	0	0	27443.3	0
360	334	24	2011	2.54	0	2.69	0	0	0	0	-0.48	0.33	0	0	27446	0
360	335	24	2011	0	0	1.29	0	0	0	0	-1.62	0.33	0	0	27447.3	0
360	336	24	2011	0	0	0.71	0	0	0	0	-1.04	0.33	0	0	27448	0
360	337	24	2011	0	0	1.08	0	0	0	0	-1.41	0.33	0	0	27449.1	-0.01
360	338	24	2011	0	0	1.85	0	0	0	0	-2.18	0.33	0	0	27450.9	0
360	339	24	2011	5.08	0	0.31	0	0	0	0	4.44	0.33	0	0	27451.2	0
360	340	24	2011	5.08	0	0.52	0	0	0	0	4.23	0.33	0	0	27451.7	0
360	341	24	2011	2.54	0	0.63	0	0	0	0	1.57	0.33	0	0	27452.4	0
360	342	24	2011	0	0	2.5	0	0	0	0	-2.84	0.34	0	0	27454.9	0
360	343	24	2011	0	0	1.57	0	0	0	0	-1.9	0.34	0	0	27456.4	0
360	344	24	2011	0	0	3.67	0	0	0	0	-4.01	0.34	0	0	27460.1	0

Attachment D-1
Honeywell
Wastebeds 9-15 SWSR Pre-Design Investigation
SHAW Output Data

RUN	DAY	HR	YR	PRECIP	precip INTRCP	ET	TRANSP	CANOPY chg in storage	SNOW chg in storage	RESIDUE chg in storage	SOIL chg in storage	PERC	RUNOFF	PONDED	Etcum	ERROR
360	345	24	2011	0	0	1.4	0	0	0	0	-1.74	0.34	0	0	27461.5	0
360	346	24	2011	0	0	0.4	0	0	0	0	-0.74	0.34	0	0	27461.9	0
360	347	24	2011	0	0	0.29	0	0	0	0	-0.63	0.34	0	0	27462.2	0
360	348	24	2011	0	0	0.19	0	0	0	0	-0.49	0.34	0	0	27462.4	-0.04
360	349	24	2011	10.16	0	1.33	0	0	0	0	8.49	0.34	0	0	27463.7	0
360	350	24	2011	2.54	0	3.8	0	0	0	0	-1.6	0.34	0	0	27467.5	0
360	351	24	2011	2.54	0	1.1	0	0	2.68	0	-1.57	0.34	0	0	27468.6	0
360	352	24	2011	0	0	0.03	0	0	0.42	0	-0.78	0.34	0	0	27468.6	0
360	353	24	2011	2.54	0	0.22	0	0	-3.1	0	-0.54	0.34	5.55	0.06	27468.9	0
360	354	24	2011	0	0	0.54	0	0	0	0	-0.81	0.34	0	0	27469.4	0
360	355	24	2011	10.16	0	-0.28	0	0	0	0	-0.03	0.34	10.13	0	27469.1	0
360	356	24	2011	2.54	0	0.5	0	0	0	0	1.7	0.34	0	0	27469.6	0
360	357	24	2011	10.16	0	0.56	0	0	9.08	0	0.17	0.34	0	0	27470.2	0
360	358	24	2011	0	0	0.12	0	0	0.17	0	-0.63	0.34	0	0	27470.3	0
360	359	24	2011	0	0	0.06	0	0	-0.61	0	0.2	0.34	0	0	27470.4	0
360	360	24	2011	2.54	0	0.09	0	0	-1.1	0	3.21	0.34	0	0	27470.5	0
360	361	24	2011	7.62	0	0.06	0	0	-2.97	0	10.2	0.34	0	0	27470.5	-0.01
360	362	24	2011	2.54	0	0.72	0	0	0.96	0	0.52	0.34	0	0	27471.2	0
360	363	24	2011	0	0	0.39	0	0	-0.03	0	-0.7	0.34	0	0	27471.6	0
360	364	24	2011	0	0	0.11	0	0	-0.41	0	-0.51	0.34	0.47	0	27471.7	0
360	365	24	2011	0	0	-0.11	0	0	-5.09	0	-0.21	0.34	4.74	0.33	27471.6	0
360	1	24	2012	2.54	0	0.68	0	0	0	0	1.85	0.34	0	0	27472.3	0
360	2	24	2012	2.54	0	2.11	0	0	1.72	0	-2.04	0.34	0.4	0	27474.4	0
360	3	24	2012	2.54	0	0.44	0	0	2.64	0	-0.89	0.34	0	0	27474.9	0
360	4	24	2012	0	0	0.11	0	0	0.2	0	-0.65	0.34	0	0	27475	0
360	5	24	2012	0	0	0.35	0	0	-0.22	0	-0.47	0.34	0	0	27475.3	0
360	6	24	2012	0	0	0.01	0	0	-1.22	0	-0.48	0.34	1.34	0	27475.3	0
360	7	24	2012	0	0	0.06	0	0	-3.12	0	-0.4	0.34	3.06	0.06	27475.4	0
360	8	24	2012	0	0	1.68	0	0	0	0	-1.96	0.34	0	0	27477.1	0
360	9	24	2012	0	0	1.05	0	0	0	0	-1.39	0.34	0	0	27478.1	0
360	10	24	2012	0	0	1	0	0	0	0	-1.33	0.35	0	0	27479.1	-0.01
360	11	24	2012	0	0	0.95	0	0	0	0	-1.27	0.35	0	0	27480.1	-0.03
360	12	24	2012	17.78	0	0.66	0	0	0	0	16.77	0.35	0	0	27480.7	0
360	13	24	2012	20.32	0	1.38	0	0	18.02	0	-1.34	0.35	1.92	0	27482.1	0
360	14	24	2012	0	0	0.13	0	0	0.08	0	-0.55	0.35	0	0	27482.3	0
360	15	24	2012	0	0	0	0	0	0.36	0	-0.71	0.35	0	0	27482.3	0
360	16	24	2012	0	0	0.13	0	0	0.09	0	-0.57	0.35	0	0	27482.4	0
360	17	24	2012	12.7	0	-0.16	0	0	-7.98	0	-0.29	0.35	20.79	0	27482.2	0
360	18	24	2012	0	0	1.13	0	0	-0.93	0	-0.55	0.35	0	0	27483.4	0
360	19	24	2012	0	0	0.52	0	0	-0.26	0	-0.6	0.35	0	0	27483.9	0
360	20	24	2012	0	0	0.59	0	0	-0.33	0	-0.61	0.35	0	0	27484.5	0
360	21	24	2012	5.08	0	0.03	0	0	5.21	0	-0.52	0.35	0	0	27484.5	0
360	22	24	2012	0	0	0.02	0	0	0.07	0	-0.44	0.35	0	0	27484.5	0
360	23	24	2012	0	0	-0.22	0	0	-8.29	0	-0.32	0.35	8.48	0	27484.3	0
360	24	24	2012	0	0	0.01	0	0	-6.03	0	-0.34	0.35	6.01	0	27484.3	0
360	25	24	2012	0	0	1.61	0	0	0	0	-1.96	0.35	0	0	27485.9	0
360	26	24	2012	2.54	0	0.56	0	0	0	0	0.88	0.35	0.75	0	27486.5	0
360	27	24	2012	25.4	0	0.34	0	0	0	0	1.04	0.35	23.67	0	27486.8	0
360	28	24	2012	0	0	2.39	0	0	0	0	-2.74	0.35	0	0	27489.2	-0.01
360	29	24	2012	0	0	2.45	0	0	0	0	-2.78	0.35	0	0	27491.7	-0.02
360	30	24	2012	5.08	0	1.2	0	0	4.97	0	-1.45	0.35	0	0	27492.9	0
360	31	24	2012	0	0	-0.04	0	0	-3.04	0	-0.49	0.35	3.22	0	27492.8	0
360	32	24	2012	5.08	0	0.32	0	0	-1.93	0	-0.33	0.35	6.68	0	27493.1	0
360	33	24	2012	0	0	1.65	0	0	0	0	-2.01	0.35	0	0	27494.8	0
360	34	24	2012	0	0	1.07	0	0	0	0	-1.42	0.35	0	0	27495.9	0
360	35	24	2012	0	0	0.9	0	0	0	0	-1.26	0.35	0	0	27496.8	0
360	36	24	2012	0	0	1.09	0	0	0	0	-1.44	0.35	0	0	27497.9	0
360	37	24	2012	0	0	1.95	0	0	0	0	-2.31	0.35	0	0	27499.8	0
360	38	24	2012	0	0	1.31	0	0	0	0	-1.66	0.35	0	0	27501.1	0
360	39	24	2012	0	0	1.66	0	0	0	0	-2.01	0.35	0	0	27502.8	0
360	40	24	2012	0	0	1.53	0	0	0	0	-1.88	0.36	0	0	27504.3	0
360	41	24	2012	0	0	1.16	0	0	0	0	-1.52	0.36	0	0	27505.5	0
360	42	24	2012	0	0	1.31	0	0	0	0	-1.66	0.36	0	0	27506.8	0
360	43	24	2012	2.54	0	0.5	0	0	2.59	0	-0.91	0.36	0	0	27507.3	0
360	44	24	2012	0	0	0.78	0	0	-0.57	0	-0.57	0.36	0	0	27508.1	0
360	45	24	2012	0	0	0.16	0	0	0.08	0	-0.6	0.36	0	0	27508.2	0
360	46	24	2012	0	0	0.02	0	0	-0.74	0	0.36	0.36	0	0	27508.2	0
360	47	24	2012	7.62	0	0.07	0	0	-1.36	0	1.92	0.36	6.63	0	27508.3	0
360	48	24	2012	0	0	1.29	0	0	0	0	-1.65	0.36	0	0	27509.6	0
360	49	24	2012	2.54	0	0.68	0	0	1.42	0	0.08	0.36	0	0	27510.3	0
360	50	24	2012	0	0	0.17	0	0	0.19	0	-0.72	0.36	0	0	27510.5	0
360	51	24	2012	0	0	0.22	0	0	0.38	0	-0.96	0.36	0	0	27510.7	0
360	52	24	2012	0	0	0.42	0	0	-0.58	0	-0.21	0.36	0	0	27511.1	0
360	53	24	2012	2.54	0	0.25	0	0	-1.41	0	3.34	0.36	0	0	27511.4	0
360	54	24	2012	2.54	0	1.28	0	0	0	0	0.9	0.36	0	0	27512.6	0
360	55	24	2012	2.54	0	0.9	0	0	0	0	1.29	0.36	0	0	27513.5	-0.01
360	56	24	2012	5.08	0	2.51	0	0	4.27	0	-2.06	0.36	0	0	27516	0
360	57	24	2012	0	0	0.21	0	0	0.15	0	-0.72	0.36	0	0	27516.3	0
360	58	24	2012	0	0	0.7	0	0	-4.42	0	-0.78	0.36	3.67	0.47	27516.9	0
360	59	24	2012	0	0	2.1	0	0	0	0	-1.99	0.36	0	0	27519	-0.01
360	60	24	2012	2.54	0	0.89	0	0	2.31	0	-1.02	0.36	0	0	27519.9	0
360	61	24	2012	10.16	0	-0.05	0	0	-2.31	0	0.11	0.36	12.04	0	27519.9	0
360	62	24	2012	2.54	0	1.55	0	0	0	0	0.63	0.36	0	0	27521.4	-0.01
360	63	24	2012	2.54	0	5.27	0	0	0	0	-3.09	0.36	0	0	27526.7	0
360	64	24	2012	2.54	0	1.47	0	0	2.31	0	-1.6	0.36	0	0	27528.2	0
360	65	24	2012	0	0	0.68	0	0	0.01	0	-1.05	0.36	0	0	27528.9	0
360	66	24	2012	0	0	0.17	0	0	0.03	0	-0.79	0.36	0.22	0	27529	0
360	67	24	2012	0	0	1.21	0	0	-2.35	0	-1.55	0.36	2.32	0	27530.2	0
360	68	24	2012	10.16	0	2.27	0	0	0	0	7.53	0.36	0	0	27532.5	0
360	69	24	2012	2.54	0	1.18	0	0	1.76	0	-0.76	0.36	0	0	27533.7	0
360	70	24	2012	0	0	0.71	0	0	-0.05	0	-1.02	0.36	0	0	27534.4	0
360	71	24	2012	0	0	0.92	0	0	-1.7	0	0.42	0.36	0	0	27535.3	-0.01
360	72	24	2012	0	0	1.44	0	0	0	0	-1.81	0.36	0	0	27536.8	0
360	73	24	2012	0	0	3.59	0	0	0	0	-3.95	0.36	0	0	27540.4	0
360	74	24	2012	0	0	4.68	0	0	0	0	-5.05	0.36	0	0	27545.1	0
360	75	24	2012	0	0	2.61	0	0	0	0	-2.98	0.37	0	0	27547.7	0
360	76	24	2012	12.7	0	1	0	0	0	0	11.34	0.37	0	0	27548.7	0
360	77	24	2012	0	0	2.79	0	0	0	0	-3.16	0.37	0	0	27551.4	0
360	78	24	2012	0	0	2.81	0	0	0	0	-3.17	0.37	0	0	27554.3	0
360	79	24	2012	0	0	1.43	0	0	0	0	-1.8	0.37	0	0	27555.7	0
360	80	24	2012	0	0	2.58	0	0	0	0	-2.95	0.37	0	0	27558.3	0
360	81	24	2012	0	0	3.53	0	0	0	0	-3.9	0.37	0	0	27561.8	0
360	82	24	2012	0	0	3.55	0	0	0	0	-3.92	0.37	0	0	27565.3	0

Attachment D-1
Honeywell
Wastebeds 9-15 SWSR Pre-Design Investigation
SHAW Output Data

RUN	DAY	HR	YR	PRECIP	precip INTRCP	ET	TRANSP	CANOPY chg in storage	SNOW chg in storage	RESIDUE chg in storage	SOIL chg in storage	PERC	RUNOFF	PONDED	Etcum	ERROR
360	83	24	2012	0	0	2.45	0	0	0	0	-2.82	0.37	0	0	27567.8	0
360	84	24	2012	2.54	0	3.79	0	0	0	0	-1.62	0.37	0	0	27571.6	0
360	85	24	2012	0	0	1.24	0	0	0	0	-1.61	0.37	0	0	27572.8	0
360	86	24	2012	0	0	7.91	0	0	0	0	-8.28	0.37	0	0	27580.7	0
360	87	24	2012	0	0	4.2	0	0	0	0	-4.57	0.37	0	0	27584.9	0
360	88	24	2012	2.54	0	3.5	0	0	0	0	-1.33	0.37	0	0	27588.4	0
360	89	24	2012	2.54	0	2.34	0	0	0	0	-0.16	0.37	0	0	27590.8	0
360	90	24	2012	0	0	3.83	0	0	0	0	-4.2	0.37	0	0	27594.6	0
360	91	24	2012	0	0	1.75	0	0	0	0	-2.12	0.37	0	0	27596.4	0
360	92	24	2012	2.54	0.01	1.18	0	0	0	0	0.97	0.37	0	0	27597.5	0
360	93	24	2012	0	0	4.7	0.04	0	0	0	-5.06	0.37	0	0	27602.2	0.01
360	94	24	2012	0	0	3.11	0.09	0	0	0	-3.49	0.37	0	0	27605.4	0.01
360	95	24	2012	0	0	0.91	0.24	0	0	0	-1.29	0.37	0	0	27606.3	0.01
360	96	24	2012	0	0	0.27	0.11	0	0	0	-0.64	0.37	0	0	27606.5	0
360	97	24	2012	0	0	0.9	0.37	0	0	0	-1.28	0.37	0	0	27607.4	0.01
360	98	24	2012	0	0	0.94	0.54	0	0	0	-1.31	0.37	0	0	27608.4	0
360	99	24	2012	0	0	0.75	0.67	0	0	0	-1.12	0.37	0	0	27609.1	0
360	100	24	2012	0	0	0.72	0.59	0	0	0	-1.1	0.37	0	0	27609.8	0.01
360	101	24	2012	0	0	0.67	0.56	0	0	0	-1.05	0.37	0	0	27610.5	0.01
360	102	24	2012	0	0	0.39	0.42	0	0	0	-0.76	0.37	0	0	27610.9	0
360	103	24	2012	0	0	1.45	0.82	0	0	0	-1.82	0.37	0	0	27612.4	0
360	104	24	2012	0	0	1.57	1.2	0	0	0	-1.94	0.37	0	0	27613.9	0
360	105	24	2012	0	0	1.24	1.12	0	0	0	-1.61	0.37	0	0	27615.2	0
360	106	24	2012	0	0	-0.27	0.52	0	0	0	-0.1	0.37	0	0	27614.9	0
360	107	24	2012	0	0	2.56	1.95	0	0	0	-2.93	0.37	0	0	27617.5	0
360	108	24	2012	0	0	1.79	1.48	0	0	0	-2.15	0.37	0	0	27619.3	-0.01
360	109	24	2012	0	0	1.61	1.26	0	0	0	-1.97	0.37	0	0	27620.9	-0.01
360	110	24	2012	0	0	1.8	1.82	0	0	0	-2.17	0.37	0	0	27622.7	-0.01
360	111	24	2012	0	0	2.49	2.54	0	0	0	-2.86	0.37	0	0	27625.2	-0.01
360	112	24	2012	12.7	0	1.68	0.36	0	0	0	10.67	0.37	0	0	27626.8	-0.03
360	113	24	2012	5.08	0	2.45	0.13	0	0	0	2.28	0.37	0	0	27629.3	-0.02
360	114	24	2012	22.86	0	2.38	0.09	0	0	0	20.12	0.37	0	0	27631.7	-0.02
360	115	24	2012	0	0	3.28	0.62	0	0	0	-3.58	0.37	0	0	27634.9	-0.07
360	116	24	2012	0	0	2.76	0.59	0	0	0	-3.1	0.37	0	0	27637.7	-0.04
360	117	24	2012	5.08	0	2.47	0.47	0	0	0	2.26	0.37	0	0	27640.2	-0.03
360	118	24	2012	0	0	2.77	0.51	0	0	0	-3.12	0.37	0	0	27642.9	-0.03
360	119	24	2012	0	0	3.68	0.88	0	0	0	-4.07	0.37	0	0	27646.6	0.02
360	120	24	2012	0	0	4.28	1.13	0	0	0	-4.66	0.37	0	0	27650.9	0.01
360	121	24	2012	0	0	2.67	1.11	0	0	0	-3.05	0.37	0	0	27653.6	0
360	122	24	2012	10.16	0.19	0.96	0.06	0	0	0	8.63	0.37	0	0	27654.5	0
360	123	24	2012	0	0	2.58	1.24	0	0	0	-2.74	0.37	0	0	27657.1	-0.02
360	124	24	2012	0	0	3	1.54	0	0	0	-3.36	0.37	0	0	27660.1	-0.02
360	125	24	2012	15.24	0	3.31	0.89	0	0	0	11.58	0.37	0	0	27663.4	-0.03
360	126	24	2012	0	0	4.43	1.69	0	0	0	-4.79	0.37	0	0	27667.9	-0.02
360	127	24	2012	0	0	5.11	2.1	0	0	0	-5.47	0.37	0	0	27673	-0.01
360	128	24	2012	7.62	0	3.4	1	0	0	0	3.88	0.37	0	0	27676.4	-0.04
360	129	24	2012	33.02	0.19	1.25	0.06	0	0	0	31.19	0.37	0	0	27677.6	0.01
360	130	24	2012	0	0	2.57	1.25	0	0	0	-2.73	0.37	0	0	27680.2	-0.01
360	131	24	2012	0	0	2.92	1.08	0	0	0	-3.25	0.37	0	0	27683.1	-0.04
360	132	24	2012	0	0	5.98	2.62	0	0	0	-6.32	0.37	0	0	27689.1	-0.04
360	133	24	2012	0	0	5.37	2.99	0	0	0	-5.73	0.37	0	0	27694.5	-0.02
360	134	24	2012	0	0	4.87	2.56	0	0	0	-5.24	0.37	0	0	27699.3	-0.01
360	135	24	2012	0	0	2.61	1.53	0	0	0	-2.97	0.37	0	0	27701.9	-0.02
360	136	24	2012	2.54	0	2.79	0.78	0	0	0	-0.6	0.37	0	0	27704.7	-0.02
360	137	24	2012	0	0	4.52	2.51	0	0	0	-4.85	0.37	0	0	27709.3	-0.04
360	138	24	2012	0	0	5.64	2.44	0	0	0	-5.99	0.37	0	0	27714.9	-0.03
360	139	24	2012	0	0	5.16	2.81	0	0	0	-5.51	0.37	0	0	27720	-0.02
360	140	24	2012	0	0	5.49	3.27	0	0	0	-5.86	0.37	0	0	27725.5	-0.01
360	141	24	2012	0	0	5.91	3.55	0	0	0	-6.27	0.37	0	0	27731.5	-0.01
360	142	24	2012	0	0	5.35	3.37	0	0	0	-5.7	0.37	0	0	27736.8	-0.02
360	143	24	2012	0	0	3.39	2.34	0	0	0	-3.74	0.37	0	0	27740.2	-0.02
360	144	24	2012	0	0	3.86	2.91	0	0	0	-4.22	0.37	0	0	27744.1	-0.02
360	145	24	2012	0	0	3.71	3.36	0	0	0	-4.06	0.37	0	0	27747.8	-0.03
360	146	24	2012	0	0	5.38	5.13	0	0	0	-5.74	0.37	0	0	27753.1	-0.01
360	147	24	2012	0	0	4.43	4.08	0	0	0	-4.77	0.37	0	0	27757.6	-0.03
360	148	24	2012	0	0	2.09	1.79	0	0	0	-2.44	0.37	0	0	27759.7	-0.02
360	149	24	2012	2.54	0	2.65	0.64	0	0	0	-0.47	0.37	0	0	27762.3	-0.02
360	150	24	2012	10.16	0	5.02	2.31	0	0	0	4.8	0.37	0	0	27767.3	-0.03
360	151	24	2012	0	0	3.88	1.01	0	0	0	-4.21	0.37	0	0	27771.2	-0.04
360	152	24	2012	0	0	2.54	0.48	0	0	0	-2.88	0.37	0	0	27773.8	-0.03
360	153	24	2012	2.54	0	1.57	0.15	0	0	0	0.61	0.37	0	0	27775.3	-0.01
360	154	24	2012	7.62	0	3.74	0.9	0	0	0	3.52	0.37	0	0	27779.1	-0.02
360	155	24	2012	5.08	0	3.97	1.02	0	0	0	0.75	0.37	0	0	27783	-0.02
360	156	24	2012	7.62	0.07	2.6	0.18	0	0	0	4.57	0.37	0	0	27785.6	0.01
360	157	24	2012	0	0	3.9	2.48	0	0	0	-4.17	0.37	0	0	27789.5	-0.03
360	158	24	2012	0	0	4.08	2.3	0	0	0	-4.43	0.37	0	0	27793.6	-0.02
360	159	24	2012	0	0	3	0.71	0	0	0	-3.35	0.37	0	0	27796.6	-0.03
360	160	24	2012	0	0	1.86	0.63	0	0	0	-2.21	0.37	0	0	27798.5	-0.02
360	161	24	2012	5.08	0.55	1.51	0.1	0	0	0	2.65	0.37	0	0	27800	0
360	162	24	2012	0	0	2.8	0.55	0	0	0	-2.62	0.37	0	0	27802.8	-0.01
360	163	24	2012	0	0	1.89	0.6	0	0	0	-2.23	0.37	0	0	27804.7	-0.03
360	164	24	2012	12.7	0	3.16	0.62	0	0	0	9.19	0.37	0	0	27807.8	-0.02
360	165	24	2012	0	0	5.41	3.22	0	0	0	-5.75	0.37	0	0	27813.3	-0.03
360	166	24	2012	0	0	3.02	0.9	0	0	0	-3.36	0.37	0	0	27816.3	-0.03
360	167	24	2012	0	0	2.37	0.56	0	0	0	-2.71	0.37	0	0	27818.7	-0.03
360	168	24	2012	0	0	0.87	0.58	0	0	0	-1.23	0.37	0	0	27819.5	-0.01
360	169	24	2012	0	0	0.51	0.55	0	0	0	-0.86	0.37	0	0	27820	-0.02
360	170	24	2012	0	0	0.29	0.49	0	0	0	-0.66	0.37	0	0	27820.3	0
360	171	24	2012	7.62	0	4.43	1.26	0	0	0	2.83	0.37	0	0	27824.8	-0.02
360	172	24	2012	0	0	2.45	0.57	0	0	0	-2.8	0.37	0	0	27827.2	-0.03
360	173	24	2012	0	0	2.1	0.57	0	0	0	-2.43	0.36	0	0	27829.3	-0.04
360	174	24	2012	0	0	0.63	0.52	0	0	0	-0.97	0.36	0	0	27830	-0.03
360	175	24	2012	0	0	0.69	0.52	0	0	0	-1.02	0.36	0	0	27830.6	-0.03
360	176	24	2012	2.54	0	2.75	0.4	0	0	0	-0.56	0.36	0	0	27833.4	-0.02
360	177	24	2012	0	0	0.45	0.46	0	0	0	-0.78	0.36	0	0	27833.8	-0.03
360	178	24	2012	0	0	0.86	0.5	0	0	0	-1.2	0.36	0	0	27834.7	-0.03
360	179	24	2012	0	0	0.59	0.52	0	0	0	-0.94	0.36	0	0	27835.3	-0.01
360	180	24	2012	0	0	0.67	0.54	0	0	0	-1.02	0.36	0	0	27836	-0.01
360	181	24	2012	7.62	0	5.1	0.91	0	0	0	2.14	0.36	0	0	27841.1	0.02
360	182	24	2012	0	0	2.41	0.53	0	0	0	-2.73	0.36	0	0	27843.5	-0.04
360	183	24	2012	0	0	1.49	0.54	0	0	0	-1.81	0.36	0	0	27845	-0.04
360	184	24	2012	0	0	0.6	0.54	0	0	0	-0.94	0.36	0	0	27845.6	-0.02
360	185	24	2012	2.54	0	2.77	0.41	0	0	0	-0.57	0.36	0	0	27848.3	-0.02

Attachment D-1
Honeywell
Wastebeds 9-15 SWSR Pre-Design Investigation
SHAW Output Data

RUN	DAY	HR	YR	PRECIP	precip INTRCP	ET	TRANSP	CANOPY chg in storage	SNOW chg in storage	RESIDUE chg in storage	SOIL chg in storage	PERC	RUNOFF	PONDED	Etcum	ERROR
360	186	24	2012	0	0	0.59	0.54	0	0	0	-0.95	0.36	0	0	27848.9	0
360	187	24	2012	0	0	0.75	0.53	0	0	0	-1.06	0.36	0	0	27849.7	-0.05
360	188	24	2012	0	0	0.65	0.53	0	0	0	-0.98	0.36	0	0	27850.3	-0.03
360	189	24	2012	2.54	0	2.27	0.32	0	0	0	-0.1	0.36	0	0	27852.6	0.02
360	190	24	2012	0	0	1.08	0.5	0	0	0	-1.39	0.35	0	0	27853.7	-0.04
360	191	24	2012	0	0	0.91	0.5	0	0	0	-1.2	0.35	0	0	27854.6	-0.06
360	192	24	2012	0	0	0.57	0.48	0	0	0	-0.9	0.35	0	0	27855.1	-0.02
360	193	24	2012	0	0	0.63	0.47	0	0	0	-0.94	0.35	0	0	27855.8	-0.04
360	194	24	2012	0	0	0.49	0.45	0	0	0	-0.83	0.35	0	0	27856.3	-0.02
360	195	24	2012	0	0	0.29	0.36	0	0	0	-0.64	0.35	0	0	27856.5	0
360	196	24	2012	0	0	0.41	0.3	0	0	0	-0.74	0.35	0	0	27857	-0.02
360	197	24	2012	5.08	0	2.95	0.03	0	0	0	1.74	0.35	0	0	27859.9	0.04
360	198	24	2012	0	0	1.41	0.15	0	0	0	-1.71	0.35	0	0	27861.3	-0.04
360	199	24	2012	0	0	0.86	0.16	0	0	0	-1.17	0.35	0	0	27862.2	-0.04
360	200	24	2012	0	0	0.09	0.09	0	0	0	-0.44	0.35	0	0	27862.3	0
360	201	24	2012	0	0	0.3	0.07	0	0	0	-0.61	0.35	0	0	27862.6	-0.03
360	202	24	2012	0	0	-0.05	0.04	0	0	0	-0.28	0.35	0	0	27862.5	-0.02
360	203	24	2012	0	0	0.25	0.05	0	0	0	-0.59	0.34	0	0	27862.8	0
360	204	24	2012	0	0	0.06	0.05	0	0	0	-0.4	0.34	0	0	27862.8	-0.01
360	205	24	2012	0	0	-0.09	0.04	0	0	0	-0.27	0.34	0	0	27862.7	0.01
360	206	24	2012	7.62	0	4.5	0.62	0	0	0	2.8	0.34	0	0	27867.2	-0.02
360	207	24	2012	0	0	1.81	0.05	0	0	0	-2.09	0.34	0	0	27869	-0.06
360	208	24	2012	10.16	0	4.8	1.33	0	0	0	5.02	0.34	0	0	27873.8	-0.01
360	209	24	2012	17.78	0	5.55	1.86	0	0	0	11.95	0.34	0	0	27879.4	-0.06
360	210	24	2012	5.08	0.38	3	0.31	0	0	0	1.39	0.34	0	0	27882.4	-0.03
360	211	24	2012	0	0	6.16	4.74	0	0	0	-6.11	0.34	0	0	27888.6	0
360	212	24	2012	2.54	0	6.04	3.1	0	0	0	-3.79	0.34	0	0	27894.6	-0.04
360	213	24	2012	0	0	5.18	3.61	0	0	0	-5.48	0.34	0	0	27899.8	-0.04
360	214	24	2012	0	0	1.79	0.83	0	0	0	-2.07	0.34	0	0	27901.6	-0.06
360	215	24	2012	0	0	1.76	0.48	0	0	0	-2.05	0.34	0	0	27903.3	-0.04
360	216	24	2012	0	0	1.3	0.31	0	0	0	-1.62	0.33	0	0	27904.6	-0.02
360	217	24	2012	0	0	0.38	0.19	0	0	0	-0.7	0.33	0	0	27905	-0.02
360	218	24	2012	2.54	0	2.1	0.06	0	0	0	0.11	0.33	0	0	27907.1	-0.01
360	219	24	2012	0	0	0.63	0.06	0	0	0	-0.91	0.33	0	0	27907.7	-0.05
360	220	24	2012	0	0	0.56	0.08	0	0	0	-0.83	0.33	0	0	27908.3	-0.05
360	221	24	2012	0	0	0.12	0.07	0	0	0	-0.43	0.33	0	0	27908.4	-0.01
360	222	24	2012	0	0	-0.3	0.04	0	0	0	-0.03	0.33	0	0	27908.1	0
360	223	24	2012	17.78	0	3.24	0.21	0	0	0	14.23	0.33	0	0	27911.3	-0.02
360	224	24	2012	0	0	5.78	4.3	0	0	0	-6.03	0.33	0	0	27917.1	-0.08
360	225	24	2012	2.54	0	5.24	2.25	0	0	0	-2.97	0.33	0	0	27922.4	-0.06
360	226	24	2012	0	0	2.46	1.37	0	0	0	-2.77	0.33	0	0	27924.8	-0.01
360	227	24	2012	12.7	0	3.57	0.57	0	0	0	8.79	0.32	0	0	27928.4	0.02
360	228	24	2012	2.54	0	4.36	1.68	0	0	0	-2.09	0.32	0	0	27932.7	-0.06
360	229	24	2012	0	0	5.5	3.88	0	0	0	-5.76	0.32	0	0	27938.2	-0.05
360	230	24	2012	0	0	1.18	0.42	0	0	0	-1.48	0.32	0	0	27939.4	-0.03
360	231	24	2012	0	0	1.78	0.23	0	0	0	-2.05	0.32	0	0	27941.2	-0.05
360	232	24	2012	0	0	1.05	0.19	0	0	0	-1.36	0.32	0	0	27942.3	-0.02
360	233	24	2012	0	0	0.59	0.13	0	0	0	-0.9	0.32	0	0	27942.8	-0.01
360	234	24	2012	0	0	0.74	0.14	0	0	0	-1.01	0.32	0	0	27943.6	-0.04
360	235	24	2012	0	0	0.25	0.12	0	0	0	-0.55	0.32	0	0	27943.8	-0.02
360	236	24	2012	0	0	0.11	0.09	0	0	0	-0.41	0.32	0	0	27943.9	-0.01
360	237	24	2012	0	0	0.15	0.08	0	0	0	-0.45	0.32	0	0	27944.1	-0.01
360	238	24	2012	0	0	-0.11	0.05	0	0	0	-0.2	0.31	0	0	27944	-0.01
360	239	24	2012	0	0	0.14	0.05	0	0	0	-0.42	0.31	0	0	27944.1	-0.03
360	240	24	2012	7.62	0	3.02	0.39	0	0	0	4.32	0.31	0	0	27947.2	-0.03
360	241	24	2012	10.16	0	5.52	1.79	0	0	0	4.36	0.31	0	0	27952.7	-0.03
360	242	24	2012	0	0	4.86	3.1	0	0	0	-5.11	0.31	0	0	27957.5	-0.05
360	243	24	2012	0	0	1.97	0.53	0	0	0	-2.26	0.31	0	0	27959.5	-0.02
360	244	24	2012	0	0	1.42	0.04	0	0	0	-1.7	0.31	0	0	27960.9	-0.02
360	245	24	2012	0	0	0.93	0.04	0	0	0	-1.21	0.31	0	0	27961.8	-0.02
360	246	24	2012	0	0	0.45	0.04	0	0	0	-0.74	0.31	0	0	27962.3	-0.02
360	247	24	2012	0	0	-0.49	0.02	0	0	0	0.19	0.31	0	0	27961.8	-0.01
360	248	24	2012	2.54	0	1.68	0.01	0	0	0	0.57	0.31	0	0	27963.5	-0.01
360	249	24	2012	0	0	0.81	0.02	0	0	0	-1.07	0.3	0	0	27964.3	-0.04
360	250	24	2012	7.62	0	4.06	1.1	0	0	0	3.28	0.3	0	0	27968.4	-0.03
360	251	24	2012	0	0	1.62	0.31	0	0	0	-1.88	0.3	0	0	27970	-0.05
360	252	24	2012	2.54	0	2.3	0.01	0	0	0	-0.04	0.3	0	0	27972.3	-0.02
360	253	24	2012	0	0	1.57	0.01	0	0	0	-1.84	0.3	0	0	27973.8	-0.03
360	254	24	2012	0	0	0.96	0.01	0	0	0	-1.23	0.3	0	0	27974.8	-0.03
360	255	24	2012	0	0	0.51	0.02	0	0	0	-0.79	0.3	0	0	27975.3	-0.02
360	256	24	2012	0	0	0.11	0.02	0	0	0	-0.4	0.3	0	0	27975.4	-0.01
360	257	24	2012	0	0	0.01	0.02	0	0	0	-0.29	0.3	0	0	27975.4	-0.02
360	258	24	2012	15.24	0	3.62	1.28	0	0	0	11.35	0.3	0	0	27979.1	-0.03
360	259	24	2012	0	0	3.66	1.96	0	0	0	-3.91	0.3	0	0	27982.7	-0.05
360	260	24	2012	0	0	3.23	1.85	0	0	0	-3.49	0.29	0	0	27985.9	-0.03
360	261	24	2012	0	0	1.74	0.42	0	0	0	-2.01	0.29	0	0	27987.7	-0.02
360	262	24	2012	20.32	0	2.29	0.33	0	0	0	17.79	0.29	0	0	27990	-0.05
360	263	24	2012	0	0	2.74	1.34	0	0	0	-3	0.29	0	0	27992.7	-0.04
360	264	24	2012	0	0	4.06	2.47	0	0	0	-4.3	0.29	0	0	27996.8	-0.05
360	265	24	2012	0	0	1.16	0.98	0	0	0	-1.44	0.29	0	0	27997.9	-0.01
360	266	24	2012	10.16	0	2.67	0.47	0	0	0	7.23	0.29	0	0	28000.6	-0.04
360	267	24	2012	2.54	0	4.3	1.23	0	0	0	-2	0.29	0	0	28004.9	-0.04
360	268	24	2012	0	0	2.21	1.25	0	0	0	-2.48	0.29	0	0	28007.1	-0.02
360	269	24	2012	0	0	3.99	2.45	0	0	0	-4.23	0.29	0	0	28011.1	-0.05
360	270	24	2012	2.54	0.03	1.62	0.15	0	0	0	0.6	0.29	0	0	28012.7	0
360	271	24	2012	0	0	3.14	1.62	0	0	0	-3.37	0.29	0	0	28015.9	-0.02
360	272	24	2012	5.08	0.43	1.31	0.06	0	0	0	3.06	0.28	0	0	28017.2	0
360	273	24	2012	0	0	2.45	0.98	0	0	0	-2.28	0.28	0	0	28019.6	-0.03
360	274	24	2012	7.62	0.51	1.13	0.08	0	0	0	5.69	0.28	0	0	28020.8	0.01
360	275	24	2012	0	0	2.75	1	0	0	0	-2.48	0.28	0	0	28023.5	-0.04
360	276	24	2012	0	0	0.87	0.57	0	0	0	-1.15	0.28	0	0	28024.4	0
360	277	24	2012	5.08	0.43	0.89	0.07	0	0	0	3.47	0.28	0	0	28025.3	0.01
360	278	24	2012	0	0	1.41	0.49	0	0	0	-1.26	0.28	0	0	28026.7	0
360	279	24	2012	0	0	1.85	0.93	0	0	0	-2.07	0.28	0	0	28028.5	-0.05
360	280	24	2012	12.7	0	3.16	0.54	0	0	0	9.32	0.28	0	0	28031.7	-0.06
360	281	24	2012	5.08	0	2.3	0.28	0	0	0	2.54	0.28	0	0	28034	-0.04
360	282	24	2012	0	0	2.32	0.89	0	0	0	-2.57	0.28	0	0	28036.3	-0.02
360	283	24	2012	0	0	2	0.81	0	0	0	-2.25	0.27	0	0	28038.3	-0.03
360	284	24	2012	0	0	1.65	0.62	0	0	0	-1.9	0.27	0	0	28040	-0.02
360	285	24	2012	2.54	0	3.95	0.7	0	0	0	-1.63	0.27	0	0	28043.9	-0.06
360	286	24	2012	10.16	0	2.76	0.41	0	0	0	7.19	0.27	0	0	28046.7	-0.06
360	287	24	2012	0	0	1.88	0.56	0	0	0	-2.12	0.27	0	0	28048.5	-0.03
360	288	24	2012	17.78	0	1.69	0.45	0	0	0	15.83	0.27	0	0	28050.2	-0.01

Attachment D-1
Honeywell
Wastebeds 9-15 SWSR Pre-Design Investigation
SHAW Output Data

RUN	DAY	HR	YR	PRECIP	precip INTRCP	ET	TRANSP	CANOPY chg in storage	SNOW chg in storage	RESIDUE chg in storage	SOIL chg in storage	PERC	RUNOFF	PONDED	Etcum	ERROR
360	289	24	2012	0	0	2.41	0.61	0	0	0	-2.63	0.27	0	0	28052.6	-0.05
360	290	24	2012	0	0	2.3	0.41	0	0	0	-2.51	0.27	0	0	28055	-0.06
360	291	24	2012	0	0	1.89	0.66	0	0	0	-2.12	0.27	0	0	28056.8	-0.03
360	292	24	2012	0	0	2.99	0.67	0	0	0	-3.23	0.27	0	0	28059.8	-0.02
360	293	24	2012	20.32	0	1.14	0.11	0	0	0	18.95	0.27	0	0	28061	-0.04
360	294	24	2012	0	0	1.77	0.29	0	0	0	-1.99	0.27	0	0	28062.7	-0.04
360	295	24	2012	0	0	3.56	0.38	0	0	0	-3.78	0.26	0	0	28066.3	-0.05
360	296	24	2012	0	0	2.58	0.38	0	0	0	-2.83	0.26	0	0	28068.9	-0.01
360	297	24	2012	7.62	0.1	0.57	0.01	0	0	0	6.69	0.26	0	0	28069.4	0
360	298	24	2012	0	0	0.67	0.04	0	0	0	-0.81	0.26	0	0	28070.1	-0.02
360	299	24	2012	0	0	2.23	0.26	0	0	0	-2.47	0.26	0	0	28072.3	-0.02
360	300	24	2012	0	0	2.16	0.19	0	0	0	-2.4	0.26	0	0	28074.5	-0.02
360	301	24	2012	0	0	1.29	0.07	0	0	0	-1.54	0.26	0	0	28075.8	-0.01
360	302	24	2012	0	0	1.22	0.02	0	0	0	-1.47	0.26	0	0	28077	-0.01
360	303	24	2012	7.62	0	1.45	0.01	0	0	0	5.92	0.26	0	0	28078.4	0
360	304	24	2012	5.08	0	1.31	0.01	0	0	0	3.51	0.26	0	0	28079.8	0.01
360	305	24	2012	2.54	0	1.52	0	0	0	0	0.76	0.26	0	0	28081.3	0
360	306	24	2012	5.08	0	1.28	0	0	0	0	3.55	0.26	0	0	28082.6	0
360	307	24	2012	5.08	0	1.55	0	0	0	0	3.27	0.25	0	0	28084.1	0
360	308	24	2012	0	0	2.02	0	0	0	0	-2.27	0.25	0	0	28086.1	0
360	309	24	2012	0	0	1.65	0	0	0	0	-1.9	0.25	0	0	28087.8	0
360	310	24	2012	0	0	1.43	0	0	0	0	-1.68	0.25	0	0	28089.2	0
360	311	24	2012	0	0	1.54	0	0	0	0	-1.79	0.25	0	0	28090.7	0
360	312	24	2012	0	0	1.62	0	0	0	0	-1.87	0.25	0	0	28092.4	0
360	313	24	2012	0	0	1.99	0	0	0	0	-2.24	0.25	0	0	28094.4	0
360	314	24	2012	0	0	0.61	0	0	0	0	-0.86	0.25	0	0	28095	0
360	315	24	2012	0	0	0.77	0	0	0	0	-1.02	0.25	0	0	28095.7	0
360	316	24	2012	0	0	1.22	0	0	0	0	-1.47	0.25	0	0	28097	0
360	317	24	2012	7.62	0	3.22	0	0	0	0	4.15	0.25	0	0	28100.2	0
360	318	24	2012	7.62	0	2.77	0	0	0	0	4.61	0.25	0	0	28102.9	0
360	319	24	2012	0	0	1.43	0	0	0	0	-1.68	0.24	0	0	28104.4	0
360	320	24	2012	0	0	1.14	0	0	0	0	-1.39	0.24	0	0	28105.5	0
360	321	24	2012	0	0	1.02	0	0	0	0	-1.26	0.24	0	0	28106.5	0
360	322	24	2012	0	0	0.61	0	0	0	0	-0.85	0.24	0	0	28107.1	0
360	323	24	2012	0	0	1.07	0	0	0	0	-1.31	0.24	0	0	28108.2	0
360	324	24	2012	0	0	1	0	0	0	0	-1.25	0.24	0	0	28109.2	0
360	325	24	2012	0	0	0.56	0	0	0	0	-0.8	0.24	0	0	28109.8	0
360	326	24	2012	0	0	0.78	0	0	0	0	-1.02	0.24	0	0	28110.6	0
360	327	24	2012	0	0	1.07	0	0	0	0	-1.31	0.24	0	0	28111.6	0
360	328	24	2012	0	0	1.53	0	0	0	0	-1.76	0.24	0	0	28113.1	0
360	329	24	2012	2.54	0	3.3	0	0	0	0	-1	0.24	0	0	28116.4	0
360	330	24	2012	2.54	0	1.19	0	0	0	0	1.12	0.24	0	0	28117.6	0
360	331	24	2012	5.08	0	0.91	0	0	0	0	3.94	0.24	0	0	28118.5	0
360	332	24	2012	0	0	1.06	0	0	0	0	-1.3	0.24	0	0	28119.6	0
360	333	24	2012	0	0	1.39	0	0	0	0	-1.62	0.23	0	0	28121	0
360	334	24	2012	0	0	2.13	0	0	0	0	-2.37	0.23	0	0	28123.1	0
360	335	24	2012	0	0	1.47	0	0	0	0	-1.7	0.23	0	0	28124.6	0
360	336	24	2012	0	0	0.67	0	0	0	0	-0.9	0.23	0	0	28125.3	0
360	337	24	2012	7.62	0	0.43	0	0	0	0	6.96	0.23	0	0	28125.7	0
360	338	24	2012	0	0	0.58	0	0	0	0	-0.81	0.23	0	0	28126.3	0
360	339	24	2012	10.16	0	1.2	0	0	0	0	8.74	0.23	0	0	28127.5	0
360	340	24	2012	5.08	0	2.49	0	0	0	0	2.36	0.23	0	0	28129.9	0
360	341	24	2012	0	0	1.88	0	0	0	0	-2.11	0.23	0	0	28131.8	0
360	342	24	2012	2.54	0	0.36	0	0	0	0	1.95	0.23	0	0	28132.2	0
360	343	24	2012	2.54	0	0.21	0	0	0	0	2.1	0.23	0	0	28132.4	0
360	344	24	2012	2.54	0	1.33	0	0	0	0	0.99	0.23	0	0	28133.7	0
360	345	24	2012	27.94	0	0.32	0	0	0	0	27.4	0.23	0	0	28134	0
360	346	24	2012	0	0	1.34	0	0	0	0	-1.56	0.22	0	0	28135.4	0
360	347	24	2012	0	0	1.12	0	0	0	0	-1.34	0.22	0	0	28136.5	-0.01
360	348	24	2012	0	0	0.56	0	0	0	0	-0.79	0.22	0	0	28137.1	0
360	349	24	2012	0	0	0.92	0	0	0	0	-1.14	0.22	0	0	28138	0
360	350	24	2012	0	0	0.79	0	0	0	0	-1.01	0.22	0	0	28138.8	0
360	351	24	2012	2.54	0	1.4	0	0	0	0	0.92	0.22	0	0	28140.2	0
360	352	24	2012	10.16	0	0.54	0	0	0	0	9.4	0.22	0	0	28140.7	0
360	353	24	2012	25.4	0	0.54	0	0	0	0	24.64	0.22	0	0	28141.3	0
360	354	24	2012	0	0	2.08	0	0	0	0	-2.3	0.22	0	0	28143.3	0
360	355	24	2012	0	0	1.51	0	0	0	0	-1.73	0.22	0	0	28144.9	0
360	356	24	2012	20.32	0	0.42	0	0	0	0	4.28	0.22	15.4	0	28145.3	0
360	357	24	2012	7.62	0	2.07	0	0	7.08	0	-1.75	0.22	0	0	28147.3	0
360	358	24	2012	7.62	0	0.47	0	0	-0.1	0	-0.29	0.22	7.32	0	28147.8	0
360	359	24	2012	0	0	0.22	0	0	-0.02	0	-0.43	0.22	0.01	0	28148	0
360	360	24	2012	5.08	0	-0.07	0	0	5.43	0	-0.49	0.22	0	0	28148	0
360	361	24	2012	12.7	0	0	0	0	12.82	0	-0.33	0.21	0	0	28148	0
360	362	24	2012	38.1	0	0.07	0	0	38.08	0	-0.26	0.21	0	0	28148	0
360	363	24	2012	0	0	0.05	0	0	-0.03	0	-0.24	0.21	0	0	28148.1	0
360	364	24	2012	7.62	0	-0.01	0	0	7.65	0	-0.24	0.21	0	0	28148.1	0
360	365	24	2012	0	0	0.06	0	0	-0.03	0	-0.24	0.21	0	0	28148.2	0
360	366	24	2012	0	0	0.17	0	0	-0.13	0	-0.24	0.21	0	0	28148.3	0
360	1	24	2013	0.51	0	0.13	0	0	0.41	0	-0.24	0.21	0	0	28148.4	0
willow	1	24	1975	4.57	0	0.18	0	0	4.65	0	-37.53	37.05	0	0	0.2	0.21
willow	2	24	1975	0.25	0	0.08	0	0	0.51	0	-33.43	33.1	0	0	0.3	0
willow	3	24	1975	0	0	0.17	0	0	-0.21	0	-32.75	32.81	0	0	0.4	-0.02
willow	4	24	1975	1.27	0	-0.25	0	0	-3.04	0	-27.77	32.36	0	0	0.2	-0.03
willow	5	24	1975	1.52	0	0.06	0	0	2.06	0	-33.37	32.76	0	0	0.2	0.02
willow	6	24	1975	0	0	0.16	0	0	0.25	0	-33.53	33.12	0	0	0.4	0
willow	7	24	1975	0	0	-0.09	0	0	-1.17	0	-29.25	30.42	0.1	0	0.3	0
willow	8	24	1975	0	0	-0.02	0	0	-2.16	0	-25.51	26.26	1.44	0	0.3	-0.01
willow	9	24	1975	10.67	0	-0.73	0	0	-0.89	0	-21.16	22.3	11.15	0	-0.4	-0.01
willow	10	24	1975	0	0	0.91	0	0	0	0	-20	19.13	0	0	0.5	-0.03
willow	11	24	1975	4.06	0	1.49	0	0	0	0	-14.05	16.63	0	0	2	0
willow	12	24	1975	0	0	1.64	0	0	0	0	-16.44	14.8	0	0	3.6	0
willow	13	24	1975	0	0	2.43	0	0	0	0	-15.89	13.46	0	0	6	0
willow	14	24	1975	0	0	2.37	0	0	0	0	-14.8	12.43	0	0	8.4	0
willow	15	24	1975	0.25	0	1.54	0	0	0	0	-13.09	11.55	0	0.25	9.9	0
willow	16	24	1975	0.25	0	1.74	0	0	0	0	-11.97	10.73	0	0	11.7	0
willow	17	24	1975	0.25	0	1.08	0	0	0	0	-11.03	9.95	0	0.25	12.8	0
willow	18	24	1975	0.25	0	0.81	0	0	0	0	-9.52	9.21	0	0	13.6	0
willow	19	24	1975	0	0	0.87	0	0	0	0	-9.39	8.52	0	0	14.4	0
willow	20	24	1975	0	0	1.47	0	0	0	0	-9.36	7.88	0	0	15.9	0
willow	21	24	1975	0	0	1.4	0	0	0	0	-8.7	7.3	0	0	17.3	0
willow	22	24	1975	0	0	0.98	0	0	0	0	-7.75	6.77	0	0	18.3	0
willow	23	24	1975	0	0	0.61	0	0	0	0	-6.9	6.29	0	0	18.9	0
willow	24	24	1975	0	0	0.27	0	0	0	0	-6.13	5.86	0	0	19.2	0

Attachment D-1
Honeywell
Wastebeds 9-15 SWSR Pre-Design Investigation
SHAW Output Data

RUN	DAY	HR	YR	PRECIP	precip INTRCP	ET	TRANSP	CANOPY chg in storage	SNOW chg in storage	RESIDUE chg in storage	SOIL chg in storage	PERC	RUNOFF	PONDED	Etcum	ERROR
willow	25	24	1975	15.75	0	0.23	0	0	0	0	10.04	5.47	0	0	19.4	0
willow	26	24	1975	1.52	0	2.28	0	0	0	0	-5.87	5.12	0	0	21.7	0
willow	27	24	1975	0.76	0	0.66	0	0	0.84	0	-5.53	4.8	0	0	22.3	0
willow	28	24	1975	0	0	0.05	0	0	0.34	0	-4.91	4.52	0	0	22.4	0
willow	29	24	1975	23.11	0	1.03	0	0	-1.18	0	10.7	4.26	8.3	0	23.4	0
willow	30	24	1975	0	0	4.16	0	0	0	0	-8.19	4.02	0	0	27.6	0
willow	31	24	1975	0	0	1.12	0	0	0	0	-4.93	3.81	0	0	28.7	0
willow	32	24	1975	0	0	1.3	0	0	0	0	-4.91	3.61	0	0	30	0
willow	33	24	1975	0	0	1.27	0	0	0	0	-4.7	3.44	0	0	31.3	0
willow	34	24	1975	0	0	1.33	0	0	0	0	-4.6	3.28	0	0	32.6	0
willow	35	24	1975	1.02	0	0.34	0	0	1.03	0	-3.47	3.13	0	0	32.9	0
willow	36	24	1975	2.79	0	-0.02	0	0	2.91	0	-3.09	2.99	0	0	32.9	0
willow	37	24	1975	6.1	0	-0.15	0	0	6.28	0	-2.9	2.87	0	0	32.8	0
willow	38	24	1975	0	0	-0.07	0	0	0.19	0	-2.87	2.75	0	0	32.7	0
willow	39	24	1975	0.51	0	0.2	0	0	0.44	0	-2.78	2.65	0	0	32.9	0
willow	40	24	1975	1.02	0	-0.07	0	0	1.25	0	-2.7	2.55	0	0	32.8	0
willow	41	24	1975	0	0	0.18	0	0	-0.05	0	-2.59	2.46	0	0	33	0
willow	42	24	1975	0.51	0	0.03	0	0	0.59	0	-2.49	2.37	0	0	33	0
willow	43	24	1975	0.51	0	0.02	0	0	0.63	0	-2.43	2.29	0	0	33.1	0
willow	44	24	1975	8.38	0	-0.1	0	0	8.54	0	-2.27	2.21	0	0	33	0
willow	45	24	1975	0.76	0	-0.09	0	0	0.89	0	-2.18	2.14	0	0	32.9	0
willow	46	24	1975	0	0	0.09	0	0	-0.08	0	-2.09	2.07	0	0	33	0
willow	47	24	1975	2.79	0	-0.09	0	0	0.49	0	0.38	2.01	0	0	32.9	0
willow	48	24	1975	8.89	0	-0.09	0	0	-3.98	0	6.5	1.95	4.51	0	32.8	0
willow	49	24	1975	0	0	-0.34	0	0	-10.74	0	-1.88	1.89	11.07	0	32.4	0
willow	50	24	1975	2.79	0	-0.2	0	0	-6.84	0	-1.81	1.83	9.8	0	32.2	0
willow	51	24	1975	0	0	0.35	0	0	-0.49	0	-1.72	1.78	0.07	0	32.6	0
willow	52	24	1975	0	0	0.26	0	0	-1.04	0	-1.26	1.73	0.3	0	32.9	0
willow	53	24	1975	0	0	0.61	0	0	0	0	-2.29	1.68	0	0	33.5	0
willow	54	24	1975	6.35	0	1.04	0	0	0	0	-0.51	1.64	4.18	0	34.5	0
willow	55	24	1975	27.94	0	0.74	0	0	0	0	-1.36	1.59	26.96	0	35.3	0
willow	56	24	1975	6.6	0	1.71	0	0	0	0	2.13	1.55	1.21	0	37	0
willow	57	24	1975	0	0	4.04	0	0	0	0	-5.54	1.51	0	0	41	-0.01
willow	58	24	1975	0.25	0	3.61	0	0	0	0	-4.82	1.47	0	0	44.6	-0.01
willow	59	24	1975	0.25	0	2.26	0	0	0	0	-3.44	1.44	0	0	46.9	0
willow	60	24	1975	0	0	3.08	0	0	0	0	-4.48	1.4	0	0	50	0
willow	61	24	1975	1.02	0	0.84	0	0	0.87	0	-2.07	1.37	0	0	50.8	0
willow	62	24	1975	1.52	0	0.65	0	0	1.37	0	-1.84	1.34	0	0	51.4	0
willow	63	24	1975	0.25	0	0.74	0	0	-0.14	0	-1.66	1.31	0	0	52.2	0
willow	64	24	1975	0.25	0	0.36	0	0	0.06	0	-1.45	1.28	0	0	52.5	0
willow	65	24	1975	0	0	0.25	0	0	-2.17	0	0.66	1.26	0	0	52.8	0
willow	66	24	1975	10.16	0	0.78	0	0	0	0	8.14	1.24	0	0	53.6	0
willow	67	24	1975	0	0	3.98	0	0	0	0	-5.2	1.22	0	0	57.6	0
willow	68	24	1975	0	0	2.5	0	0	0	0	-3.71	1.2	0	0	60.1	0
willow	69	24	1975	0.25	0	1.09	0	0	0	0	-2.27	1.19	0	0.25	61.2	0
willow	70	24	1975	0	0	0.51	0	0	0	0	-1.43	1.17	0	0	61.7	0
willow	71	24	1975	1.52	0	0.97	0	0	0	0	-0.61	1.16	0	0	62.6	0
willow	72	24	1975	0	0	2.77	0	0	0	0	-3.92	1.15	0	0	65.4	0
willow	73	24	1975	2.79	0	1.7	0	0	2.6	0	-2.64	1.14	0	0	67.1	0
willow	74	24	1975	0.25	0	0.24	0	0	0.37	0	-1.49	1.13	0	0	67.3	0
willow	75	24	1975	0	0	0.21	0	0	-0.91	0	-0.42	1.12	0	0	67.5	0
willow	76	24	1975	0	0	0.21	0	0	-2.06	0	0.74	1.11	0	0	67.8	0
willow	77	24	1975	0	0	1.51	0	0	0	0	-2.61	1.1	0	0	69.3	0
willow	78	24	1975	7.87	0	2.35	0	0	0	0	4.43	1.09	0	0	71.6	0
willow	79	24	1975	14.99	0	2	0	0	0	0	9.05	1.09	2.85	0	73.6	0
willow	80	24	1975	0	0	3.62	0	0	0	0	-4.7	1.08	0	0	77.2	-0.01
willow	81	24	1975	5.08	0	1.87	0	0	0	0	2.15	1.07	0	0	79.1	-0.01
willow	82	24	1975	0	0	3.24	0	0	0	0	-4.29	1.06	0	0	82.3	-0.01
willow	83	24	1975	11.68	0	2.11	0	0	0	0	8.54	1.05	0	0	84.4	-0.02
willow	84	24	1975	4.83	0	1.85	0	0	0	0	1.94	1.04	0	0	86.3	-0.01
willow	85	24	1975	0.25	0	4.59	0	0	0	0	-5.37	1.03	0	0	90.9	0
willow	86	24	1975	0	0	3.46	0	0	0	0	-4.49	1.02	0	0	94.4	0
willow	87	24	1975	0	0	1.4	0	0	0	0	-2.41	1.02	0	0	95.8	0
willow	88	24	1975	0.51	0	0.4	0	0	0	0	-0.91	1.01	0	0	96.2	0
willow	89	24	1975	1.52	0	2.34	0	0	0	0	-1.82	1.01	0	0	98.5	-0.01
willow	90	24	1975	3.05	0	1.8	0	0	2.64	0	-2.4	1.01	0	0	100.3	0
willow	91	24	1975	0	0	0.08	0	0	-0.89	0	-0.21	1.02	0	0	100.4	0
willow	92	24	1975	1.02	0	0.18	0	0	0.23	0	-0.43	1.03	0	0	100.6	0
willow	93	24	1975	33.27	0	-0.28	0	0	26.45	0	6.06	1.04	0	0	100.3	0
willow	94	24	1975	9.65	0	0.15	0	0	8.49	0	-0.04	1.06	0	0	100.4	0
willow	95	24	1975	2.29	0	0.05	0	0	1.31	0	-0.15	1.08	0	0	100.5	0
willow	96	24	1975	0	0	0.29	0	0	-1.17	0	-0.21	1.1	0	0	100.8	0
willow	97	24	1975	0.25	0	0.22	0	0	-0.58	0	-0.51	1.12	0	0	101	0
willow	98	24	1975	0	0	0.42	0	0	-2.28	0	0.72	1.14	0	0	101.4	0
willow	99	24	1975	0	0	0.53	0	0	-2.19	0	0.49	1.16	0	0	101.9	0
willow	100	24	1975	0	0	0.12	0	0	-5.83	0	4.53	1.18	0	0	102.1	0
willow	101	24	1975	0	0	0.31	0	0	-8.4	0	6.88	1.2	0	0	102.4	0
willow	102	24	1975	0	0	0.78	0	0	-5.69	0	3.7	1.22	0	0	103.2	0
willow	103	24	1975	0	0	0.64	0	0	-10.54	0	4.98	1.23	3.69	0	103.8	0
willow	104	24	1975	0	0	1.31	0	0	-1.54	0	-1.03	1.25	0	0	105.1	0.01
willow	105	24	1975	0	0	4.35	0	0	0	0	-5.6	1.26	0	0	109.5	0
willow	106	24	1975	0	0	3.34	0	0	0	0	-4.61	1.27	0	0	112.8	0
willow	107	24	1975	0	0	3.82	0	0	0	0	-5.1	1.28	0	0	116.6	0
willow	108	24	1975	0.25	0	5.89	0	0	0	0	-6.92	1.29	0	0	122.5	0
willow	109	24	1975	0.25	0	9.45	0	0	0	0	-10.5	1.3	0	0	132	0
willow	110	24	1975	1.78	0	7.15	0	0	0	0	-6.68	1.31	0	0	139.1	0
willow	111	24	1975	0	0	5.82	0	0	0	0	-7.14	1.33	0	0	144.9	0
willow	112	24	1975	0	0	4.19	0	0	0	0	-5.53	1.35	0	0	149.1	0
willow	113	24	1975	0.76	0	4.1	0	0	0	0	-4.7	1.36	0	0	153.2	0
willow	114	24	1975	1.52	0	3.38	0	0	0	0	-3.24	1.39	0	0	156.6	0
willow	115	24	1975	0	0	2.72	0	0	0	0	-4.13	1.41	0	0	159.3	0
willow	116	24	1975	0	0	4.31	0	0	0	0	-5.74	1.43	0	0	163.6	0
willow	117	24	1975	0	0	4.24	0	0	0	0	-5.68	1.45	0	0	167.9	0
willow	118	24	1975	0	0	3.41	0	0	0	0	-4.87	1.46	0	0	171.3	0
willow	119	24	1975	0	0	4.48	0	0	0	0	-5.96	1.47	0	0	175.8	0
willow	120	24	1975	0	0	5.34	0	0	0	0	-6.82	1.48	0	0	181.1	0
willow	121	24	1975	7.87	0	5	0	0	0	0	1.39	1.49	0	0	186.1	0
willow	122	24	1975	10.92	0	3.85	0	0	0	0	5.58	1.49	0	0	189.9	0
willow	123	24	1975	0	0	4.84	0	0	0	0	-6.33	1.49	0	0	194.8	0
willow	124	24	1975	10.67	0	3.73	0	0	0	0	5.46	1.48	0	0	198.5	0
willow	125	24	1975	0	0	3.56	0	0	0	0	-5.03	1.47	0	0	202.1	0
willow	126	24	1975	13.72	0	3.83	0	0	0	0	8.43	1.46	0	0	205.9	0
willow	127	24	1975	0	0	4.02	0	0	0	0	-5.47	1.45	0	0	209.9	0

Attachment D-1
Honeywell
Wastebeds 9-15 SWSR Pre-Design Investigation
SHAW Output Data

RUN	DAY	HR	YR	PRECIP	precip INTRCP	ET	TRANSP	CANOPY chg in storage	SNOW chg in storage	RESIDUE chg in storage	SOIL chg in storage	PERC	RUNOFF	PONDED	Etcum	ERROR
willow	128	24	1975	0	0	3.26	0	0	0	0	-4.69	1.43	0	0	213.2	0
willow	129	24	1975	0	0	5.68	0	0	0	0	-7.1	1.42	0	0	218.9	0
willow	130	24	1975	0	0	3.7	0	0	0	0	-5.1	1.4	0	0	222.6	0
willow	131	24	1975	0	0	5.59	0	0	0	0	-6.97	1.38	0	0	228.2	0
willow	132	24	1975	2.54	0	2.53	0	0	0	0	-1.35	1.36	0	0	230.7	0
willow	133	24	1975	0	0	3.84	0	0	0	0	-5.17	1.34	0	0	234.5	0
willow	134	24	1975	0	0	4.76	0	0	0	0	-6.08	1.32	0	0	239.3	0
willow	135	24	1975	8.89	0	3.91	0	0	0	0	3.69	1.3	0	0	243.2	0
willow	136	24	1975	0	0	4.61	0	0	0	0	-5.88	1.28	0	0	247.8	0
willow	137	24	1975	0	0	2.57	0	0	0	0	-3.82	1.26	0	0	250.4	0
willow	138	24	1975	0	0	5.45	0	0	0	0	-6.69	1.24	0	0	255.8	0
willow	139	24	1975	0	0	2.97	0	0	0	0	-4.19	1.22	0	0	258.8	0
willow	140	24	1975	0	0	3.08	0	0	0	0	-4.28	1.2	0	0	261.9	0
willow	141	24	1975	0.25	0	3.2	0	0	0	0	-4.12	1.18	0	0	265.1	0
willow	142	24	1975	0	0	1.35	0	0	0	0	-2.51	1.16	0	0	266.4	0
willow	143	24	1975	0	0	0.31	0	0	0	0	-1.45	1.14	0	0	266.7	0
willow	144	24	1975	0	0	0.22	0	0	0	0	-1.34	1.12	0	0	267	0
willow	145	24	1975	0	0	0.56	0	0	0	0	-1.66	1.1	0	0	267.5	0
willow	146	24	1975	7.11	0	3.18	0	0	0	0	2.85	1.08	0	0	270.7	0
willow	147	24	1975	1.27	0	4.53	0	0	0	0	-4.32	1.06	0	0	275.2	0
willow	148	24	1975	0	0	3.49	0	0	0	0	-4.53	1.05	0	0	278.7	0
willow	149	24	1975	0	0	0.56	0	0	0	0	-1.59	1.03	0	0	279.3	0
willow	150	24	1975	1.78	0	1.36	0	0	0	0	-0.59	1.01	0	0	280.6	0
willow	151	24	1975	4.57	0	4.13	0	0	0	0	-0.55	1	0	0	284.8	0
willow	152	24	1975	0	0	1.52	0	0	0	0	-2.49	0.98	0	0	286.3	0
willow	153	24	1975	0	0	1.18	0	0	0	0	-2.14	0.96	0	0	287.4	0
willow	154	24	1975	8.13	0	4.66	0	0	0	0	2.53	0.95	0	0	292.1	0
willow	155	24	1975	0	0	5.11	0	0	0	0	-6.04	0.93	0	0	297.2	0
willow	156	24	1975	33.27	0	5.52	0	0	0	0	26.84	0.92	0	0	302.7	0
willow	157	24	1975	12.95	0	5.91	0	0	0	0	6.14	0.9	0	0	308.6	0
willow	158	24	1975	1.27	0	4.03	0	0	0	0	-3.65	0.89	0	0	312.7	0
willow	159	24	1975	1.78	0	4.65	0	0	0	0	-3.74	0.87	0	0	317.3	0
willow	160	24	1975	0	0	6.27	0	0	0	0	-7.12	0.86	0	0	323.6	-0.01
willow	161	24	1975	0	0	5.35	0	0	0	0	-6.2	0.85	0	0	328.9	0
willow	162	24	1975	2.03	0	6.59	0	0	0	0	-5.38	0.83	0	0	335.5	0
willow	163	24	1975	11.18	0	4.66	0	0	0	0	5.7	0.82	0	0	340.2	0
willow	164	24	1975	0	0	6.67	0	0	0	0	-7.47	0.81	0	0	346.9	0
willow	165	24	1975	4.32	0	5.38	0	0	0	0	-1.86	0.8	0	0	352.2	0
willow	166	24	1975	0	0	7.71	0	0	0	0	-8.49	0.79	0	0	359.9	0
willow	167	24	1975	0.51	0	5.39	0	0	0	0	-5.65	0.77	0	0	365.3	-0.01
willow	168	24	1975	0	0	2.1	0	0	0	0	-2.86	0.76	0	0	367.4	0
willow	169	24	1975	0	0	0.01	0	0	0	0	-0.76	0.75	0	0	367.4	0
willow	170	24	1975	8.64	0	4.27	0	0	0	0	3.62	0.74	0	0	371.7	0
willow	171	24	1975	0	0	4.63	0	0	0	0	-5.35	0.73	0	0	376.3	0
willow	172	24	1975	0	0	2.64	0	0	0	0	-3.36	0.72	0	0	379	0
willow	173	24	1975	0	0	0.33	0	0	0	0	-1.04	0.71	0	0	379.3	0
willow	174	24	1975	17.53	0	3.21	0	0	0	0	13.61	0.7	0	0	382.5	0
willow	175	24	1975	0	0	5.26	0	0	0	0	-5.95	0.69	0	0	387.8	-0.01
willow	176	24	1975	0	0	4.44	0	0	0	0	-5.12	0.68	0	0	392.2	0
willow	177	24	1975	0	0	4.51	0	0	0	0	-5.19	0.67	0	0	396.7	0
willow	178	24	1975	0	0	5.16	0	0	0	0	-5.83	0.67	0	0	401.9	0
willow	179	24	1975	0	0	0.15	0	0	0	0	-0.81	0.66	0	0	402	0
willow	180	24	1975	2.03	0	2.43	0	0	0	0	-1.04	0.65	0	0	404.5	0
willow	181	24	1975	0	0	0.32	0	0	0	0	-0.98	0.64	0	0	404.8	0.02
willow	182	24	1975	0	0	0.67	0	0	0	0	-1.31	0.63	0	0	405.5	0.01
willow	183	24	1975	2.54	0	2.54	0	0	0	0	-0.63	0.63	0	0	408	0.01
willow	184	24	1975	0	0	0.13	0	0	0	0	-0.77	0.62	0	0	408.1	0.02
willow	185	24	1975	0	0	0.82	0	0	0	0	-1.43	0.61	0	0	409	0.01
willow	186	24	1975	0	0	0.25	0	0	0	0	-0.86	0.6	0	0	409.2	0.01
willow	187	24	1975	0	0	0.31	0	0	0	0	-0.91	0.6	0	0	409.5	0.01
willow	188	24	1975	0	0	0.14	0	0	0	0	-0.73	0.59	0	0	409.6	0.01
willow	189	24	1975	3.05	0	2.42	0	0	0	0	0.04	0.58	0	0	412.1	0
willow	190	24	1975	7.11	0	2.77	0.02	0	0	0	3.75	0.58	0	0	414.8	0.01
willow	191	24	1975	0.76	0	5.36	0.01	0	0	0	-5.18	0.57	0	0	420.2	0
willow	192	24	1975	0.51	0	3.13	0	0	0	0	-3.2	0.56	0	0	423.3	0.01
willow	193	24	1975	61.72	0	3.09	0.21	0	0	0	58.08	0.56	0	0	426.4	0
willow	194	24	1975	9.91	0	2.86	0.17	0	0	0	6.49	0.55	0	0	429.3	0
willow	195	24	1975	25.91	0	3.23	0.22	0	0	0	22.15	0.55	0	0	432.5	-0.01
willow	196	24	1975	0.25	0	4.05	0.38	0	0	0	-4.34	0.54	0	0	436.6	0
willow	197	24	1975	0	0	5.3	0.42	0	0	0	-5.85	0.53	0	0	441.9	0.01
willow	198	24	1975	0	0	2.55	0.39	0	0	0	-3.08	0.53	0	0	444.4	0.01
willow	199	24	1975	0	0	4.25	0.52	0	0	0	-4.77	0.52	0	0	448.7	0
willow	200	24	1975	40.13	0	6.41	0.52	0	0	0	33.21	0.52	0	0	455.1	0
willow	201	24	1975	44.7	0	5.89	0.51	0	0	0	38.29	0.51	0	0	461	0
willow	202	24	1975	0	0	4.98	0.51	0	0	0	-5.48	0.51	0	0	465.9	0
willow	203	24	1975	0	0	5.26	0.6	0	0	0	-5.75	0.5	0	0	471.2	-0.01
willow	204	24	1975	0	0	5.53	0.69	0	0	0	-6.03	0.5	0	0	476.7	0
willow	205	24	1975	40.13	0	3.86	0.44	0	0	0	35.79	0.49	0	0	480.6	-0.01
willow	206	24	1975	0	0	4.58	0.48	0	0	0	-5.03	0.49	0	0	485.2	-0.03
willow	207	24	1975	0	0	5.51	0.64	0	0	0	-5.99	0.48	0	0	490.7	0
willow	208	24	1975	0	0	5.32	0.75	0	0	0	-5.79	0.48	0	0	496	-0.01
willow	209	24	1975	0	0	4.56	0.7	0	0	0	-5.05	0.48	0	0	500.6	0.01
willow	210	24	1975	0	0	4.57	0.74	0	0	0	-5.05	0.48	0	0	505.1	0
willow	211	24	1975	0	0	2.79	0.72	0	0	0	-3.27	0.48	0	0	507.9	0.01
willow	212	24	1975	0	0	2.79	0.78	0	0	0	-3.27	0.48	0	0	510.7	-0.01
willow	213	24	1975	0	0	2.82	0.84	0	0	0	-3.31	0.49	0	0	513.5	0
willow	214	24	1975	0	0	3.88	1.03	0	0	0	-4.37	0.49	0	0	517.4	0
willow	215	24	1975	0	0	4.9	1.15	0	0	0	-5.4	0.5	0	0	522.3	0
willow	216	24	1975	12.7	0	5.6	0.86	0	0	0	6.59	0.51	0	0	527.9	0
willow	217	24	1975	0	0	5.77	1.23	0	0	0	-6.28	0.52	0	0	533.7	-0.01
willow	218	24	1975	8.64	0	3.75	0.37	0	0	0	4.37	0.53	0	0	537.4	-0.01
willow	219	24	1975	0	0	2.64	0.6	0	0	0	-3.17	0.55	0	0	540.1	-0.01
willow	220	24	1975	0.51	0	3.1	0.95	0	0	0	-3.15	0.56	0	0	543.2	0
willow	221	24	1975	0	0	3.1	1.11	0	0	0	-3.66	0.57	0	0	546.3	-0.01
willow	222	24	1975	0	0	3.09	1.1	0	0	0	-3.68	0.59	0	0	549.4	0
willow	223	24	1975	1.02	0	3.37	0.99	0	0	0	-2.96	0.61	0	0	552.7	-0.01
willow	224	24	1975	0	0	4.82	1.46	0	0	0	-5.43	0.62	0	0	557.6	-0.01
willow	225	24	1975	1.78	0	3.46	0.9	0	0	0	-2.3	0.63	0	0	561	-0.01
willow	226	24	1975	0	0	3.88	1.35	0	0	0	-4.51	0.65	0	0	564.9	-0.02
willow	227	24	1975	0	0	3.15	1.15	0	0	0	-3.81	0.66	0	0	568	0
willow	228	24	1975	0	0	2.01	0.68	0	0	0	-2.68	0.67	0	0	570	-0.01
willow	229	24	1975	0	0	3.16	1.4	0	0	0	-3.86	0.68	0	0	573.2	0.01
willow	230	24	1975	0	0	4.75	1.57	0	0	0	-5.42	0.69	0	0	578	-0.02

Attachment D-1
Honeywell
Wastebeds 9-15 SWSR Pre-Design Investigation
SHAW Output Data

RUN	DAY	HR	YR	PRECIP	precip INTRCP	ET	TRANSP	CANOPY chg in storage	SNOW chg in storage	RESIDUE chg in storage	SOIL chg in storage	PERC	RUNOFF	PONDED	Etcum	ERROR
willow	231	24	1975	0	0	4.56	1.57	0	0	0	-5.26	0.7	0	0	582.5	-0.01
willow	232	24	1975	0	0	4.25	1.39	0	0	0	-4.97	0.71	0	0	586.8	0
willow	233	24	1975	0	0	3.74	1.12	0	0	0	-4.45	0.72	0	0	590.5	-0.01
willow	234	24	1975	0.51	0	3.83	1	0	0	0	-4.04	0.73	0	0	594.3	-0.01
willow	235	24	1975	0	0	3.37	1.15	0	0	0	-4.1	0.73	0	0	597.7	0
willow	236	24	1975	17.27	0	3.97	1.01	0.01	0	0	12.56	0.73	0	0	601.7	0
willow	237	24	1975	1.27	0	4.48	1.77	0	0	0	-3.95	0.74	0	0	606.2	0
willow	238	24	1975	41.66	0	4.86	1.45	0	0	0	36.07	0.74	0	0	611	-0.02
willow	239	24	1975	0	0	3.08	1.34	0	0	0	-3.8	0.74	0	0	614.1	-0.02
willow	240	24	1975	0	0	2.97	1.44	0	0	0	-3.72	0.74	0	0	617.1	0.01
willow	241	24	1975	43.94	0	2.7	0.43	0	0	0	40.54	0.74	0	0	619.8	-0.03
willow	242	24	1975	6.6	0	3.62	0.72	0	0	0	2.26	0.74	0	0	623.4	-0.01
willow	243	24	1975	0	0	4.4	1.75	0	0	0	-5.12	0.74	0	0	627.8	-0.01
willow	244	24	1975	0.76	0	3.37	0.95	0	0	0	-3.34	0.74	0	0	631.2	0
willow	245	24	1975	5.33	0	2.71	0.63	0	0	0	1.89	0.73	0	0	633.9	-0.01
willow	246	24	1975	0	0	3.32	1.12	0	0	0	-4.03	0.73	0	0	637.2	-0.01
willow	247	24	1975	0	0	3.54	1.31	0	0	0	-4.26	0.73	0	0	640.7	0
willow	248	24	1975	1.02	0	2.18	0.73	0	0	0	-1.87	0.72	0	0	642.9	-0.01
willow	249	24	1975	1.78	0	2.38	0.6	0	0	0	-1.31	0.72	0	0	645.3	-0.01
willow	250	24	1975	0	0	3.73	1.3	0	0	0	-4.45	0.71	0	0	649	0
willow	251	24	1975	0	0	3.13	1.29	0	0	0	-3.83	0.71	0	0	652.1	-0.01
willow	252	24	1975	0	0	3.55	0.95	0	0	0	-4.22	0.71	0	0	655.7	-0.03
willow	253	24	1975	0	0	3.06	1.09	0	0	0	-3.77	0.71	0	0	658.7	0
willow	254	24	1975	9.91	0	2.7	0.67	0	0	0	6.51	0.7	0	0	661.4	-0.01
willow	255	24	1975	44.96	0	2.57	0.38	0	0	0	41.72	0.7	0	0	664	-0.04
willow	256	24	1975	4.06	0	3.92	0.53	0	0	0	-0.54	0.7	0	0	667.9	-0.01
willow	257	24	1975	0	0	3.17	0.74	0	0	0	-3.86	0.7	0	0	671.1	-0.01
willow	258	24	1975	0	0	2.72	0.73	0	0	0	-3.41	0.7	0	0	673.8	-0.01
willow	259	24	1975	3.3	0	1.82	0.16	0	0	0	0.77	0.7	0	0	675.6	0.01
willow	260	24	1975	1.27	0	1.83	0.35	0	0	0	-1.25	0.7	0	0	677.5	-0.01
willow	261	24	1975	13.46	0	2.09	0.12	0	0	0	10.7	0.7	0	0	679.6	-0.03
willow	262	24	1975	0	0	1.37	0.38	0	0	0	-2.07	0.7	0	0	680.9	-0.01
willow	263	24	1975	1.52	0	3.21	0.59	0	0	0	-2.38	0.71	0	0	684.1	-0.01
willow	264	24	1975	0	0	1.61	0.44	0	0	0	-2.3	0.71	0	0	685.8	-0.01
willow	265	24	1975	0	0	2.14	0.5	0	0	0	-2.84	0.71	0	0	687.9	-0.01
willow	266	24	1975	0.76	0	2.13	0.44	0	0	0	-2.09	0.71	0	0	690	0
willow	267	24	1975	9.91	0	1.75	0.04	0	0	0	7.45	0.72	0	0	691.8	-0.01
willow	268	24	1975	63.25	0.04	1.61	0.03	0	0	0	60.92	0.72	0	0	693.4	-0.04
willow	269	24	1975	62.48	0	2.57	0.14	0	0	0	59.22	0.73	0	0	696	0
willow	270	24	1975	0	0	1.33	0.21	0	0	0	-2.05	0.74	0	0	697.3	-0.01
willow	271	24	1975	0	0	1.91	0.34	0	0	0	-2.63	0.74	0	0	699.2	-0.02
willow	272	24	1975	0	0	2.66	0.57	0	0	0	-3.42	0.75	0	0	701.9	0
willow	273	24	1975	0	0	2.7	0.58	0	0	0	-3.47	0.77	0	0	704.6	0
willow	274	24	1975	4.83	0	2.77	0.39	0	0	0	1.28	0.79	0	0	707.3	-0.01
willow	275	24	1975	5.59	0	2.78	0.15	0	0	0	1.98	0.83	0	0	710.1	-0.01
willow	276	24	1975	0	0	3.1	0.45	0	0	0	-3.97	0.9	0	0	713.2	-0.02
willow	277	24	1975	0	0	2.38	0.41	0	0	0	-3.36	0.98	0	0	715.6	0
willow	278	24	1975	0	0	2.82	0.49	0	0	0	-3.9	1.08	0	0	718.4	-0.01
willow	279	24	1975	0	0	3.46	0.44	0	0	0	-4.65	1.2	0	0	721.9	-0.01
willow	280	24	1975	0	0	2.61	0.31	0	0	0	-3.95	1.34	0	0	724.5	0
willow	281	24	1975	0	0	1.18	0.27	0	0	0	-2.67	1.48	0	0	725.7	0
willow	282	24	1975	0	0	1.6	0.21	0	0	0	-3.22	1.63	0	0	727.3	-0.01
willow	283	24	1975	0.51	0	1.2	0.14	0	0	0	-2.45	1.77	0	0	728.5	-0.01
willow	284	24	1975	9.91	0	1.73	0.17	0	0	0	6.28	1.89	0	0	730.2	0
willow	285	24	1975	0.25	0	2.03	0.13	0	0	0	-3.77	2	0	0	732.2	-0.02
willow	286	24	1975	7.11	0	2.32	0.15	0	0	0	2.69	2.1	0	0	734.6	0
willow	287	24	1975	0	0	1.27	0.11	0	0	0	-3.44	2.17	0	0	735.8	0
willow	288	24	1975	8.38	0	1.74	0.23	0	0	0	4.43	2.23	0	0	737.6	-0.02
willow	289	24	1975	0	0	2.06	0.14	0	0	0	-4.31	2.27	0	0	739.6	-0.02
willow	290	24	1975	13.97	0	1.49	0.06	0	0	0	10.19	2.29	0	0	741.1	0
willow	291	24	1975	27.69	0	1.45	0.04	0	0	0	23.95	2.31	0	0	742.6	-0.01
willow	292	24	1975	7.62	0	1.05	0.01	0	0	0	4.26	2.31	0	0	743.6	0
willow	293	24	1975	6.86	0	1.39	0.02	0	0	0	3.16	2.31	0	0	745	0
willow	294	24	1975	0.51	0	1.41	0.13	0	0	0	-3.21	2.31	0	0	746.4	0
willow	295	24	1975	0	0	1.23	0.12	0	0	0	-3.54	2.3	0	0	747.6	0.01
willow	296	24	1975	0	0	0.93	0.17	0	0	0	-3.23	2.3	0	0	748.6	0
willow	297	24	1975	0	0	1.4	0.14	0	0	0	-3.72	2.31	0	0	750	0
willow	298	24	1975	0.51	0	1.14	0.1	0	0	0	-2.97	2.33	0	0	751.1	0
willow	299	24	1975	0	0	1.57	0.04	0	0	0	-3.95	2.36	0	0	752.7	0.02
willow	300	24	1975	0	0	2.09	0.06	0	0	0	-4.49	2.4	0	0	754.8	0
willow	301	24	1975	0	0	1.34	0.05	0	0	0	-3.79	2.44	0	0	756.1	0
willow	302	24	1975	0	0	1.65	0.01	0	0	0	-4.14	2.48	0	0	757.8	0
willow	303	24	1975	0	0	2.72	0.01	0	0	0	-5.25	2.52	0	0	760.5	0.02
willow	304	24	1975	0	0	1.06	0	0	0	0	-3.61	2.55	0	0	761.6	0
willow	305	24	1975	0	0	2.54	0	0	0	0	-5.11	2.58	0	0	764.1	0
willow	306	24	1975	0.51	0	0.88	0	0	0	0	-2.96	2.59	0	0	765	0
willow	307	24	1975	2.29	0	1.39	0	0	0	0	-1.7	2.6	0	0	766.3	0
willow	308	24	1975	7.87	0	2.68	0	0	0	0	2.6	2.59	0	0	769	0
willow	309	24	1975	0	0	2.77	0	0	0	0	-5.35	2.58	0	0	771.8	0
willow	310	24	1975	0	0	0.91	0	0	0	0	-3.47	2.56	0	0	772.7	0
willow	311	24	1975	0	0	1.51	0	0	0	0	-4.05	2.54	0	0	774.2	0
willow	312	24	1975	6.35	0	1.62	0	0	0	0	2.23	2.5	0	0	775.8	0
willow	313	24	1975	0	0	1.13	0	0	0	0	-3.6	2.47	0	0	777	0
willow	314	24	1975	4.06	0	2.53	0	0	0	0	-0.9	2.43	0	0	779.5	0
willow	315	24	1975	0	0	3.42	0	0	0	0	-5.81	2.39	0	0	782.9	0
willow	316	24	1975	24.13	0	1.12	0	0	0	0	20.65	2.35	0	0	784	0
willow	317	24	1975	7.11	0	1.32	0	0	0	0	3.49	2.31	0	0	785.4	0
willow	318	24	1975	5.08	0	2.19	0	0	0	0	0.62	2.27	0	0	787.6	0
willow	319	24	1975	0	0	2.9	0	0	0	0	-5.13	2.23	0	0	790.4	0
willow	320	24	1975	0	0	1.76	0	0	0	0	-3.94	2.19	0	0	792.2	0
willow	321	24	1975	0	0	1.24	0	0	0	0	-3.39	2.15	0	0	793.4	0
willow	322	24	1975	0	0	0.96	0	0	0	0	-3.07	2.11	0	0	794.4	0
willow	323	24	1975	0	0	0.58	0	0	0	0	-2.66	2.08	0	0	795	0
willow	324	24	1975	0.51	0	1.03	0	0	0	0	-2.57	2.05	0	0	796	0
willow	325	24	1975	13.72	0	1.36	0	0	0	0	10.34	2.03	0	0	797.4	0
willow	326	24	1975	0	0	3.52	0	0	0	0	-5.53	2	0	0	800.9	0
willow	327	24	1975	0	0	1.59	0	0	0	0	-3.57	1.98	0	0	802.5	0
willow	328	24	1975	0	0	1.23	0	0	0	0	-3.2	1.97	0	0	803.7	0
willow	329	24	1975	0.76	0	0.76	0	0	0.75	0	-2.7	1.95	0	0	804.5	0
willow	330	24	1975	0	0	0.12	0	0	-0.75	0	-1.31	1.93	0	0	804.6	0
willow	331	24	1975	6.35	0	1.59	0	0	0	0	2.84	1.92	0	0	806.2	0
willow	332	24	1975	1.52	0	2.36	0	0	0	0	-2.74	1.91	0	0	808.5	0
willow	333	24	1975	1.52	0	1.36	0	0	0	0	-1.72	1.89	0	0	809.9	0

Attachment D-1
Honeywell
Wastebeds 9-15 SWSR Pre-Design Investigation
SHAW Output Data

RUN	DAY	HR	YR	PRECIP	precip INTRCP	ET	TRANSP	CANOPY chg in storage	SNOW chg in storage	RESIDUE chg in storage	SOIL chg in storage	PERC	RUNOFF	PONDED	Etcum	ERROR
willow	334	24	1975	8.13	0	2.97	0	0	0	0	3.28	1.88	0	0	812.9	0
willow	335	24	1975	8.38	0	4.84	0	0	0	0	1.67	1.86	0	0	817.7	0.01
willow	336	24	1975	0	0	2.49	0	0	0	0	-4.34	1.85	0	0	820.2	0
willow	337	24	1975	2.79	0	0.73	0	0	2.56	0	-2.33	1.83	0	0	820.9	0
willow	338	24	1975	0	0	-0.03	0	0	0.36	0	-2.14	1.81	0	0	820.9	0
willow	339	24	1975	0	0	0.23	0	0	-2.92	0	0.9	1.79	0	0	821.1	0
willow	340	24	1975	19.3	0	-0.36	0	0	0	0	2.67	1.78	15.22	0	820.8	-0.01
willow	341	24	1975	0	0	2.08	0	0	0	0	-3.84	1.76	0	0	822.8	0
willow	342	24	1975	0	0	1.04	0	0	0	0	-2.78	1.74	0	0	823.9	0
willow	343	24	1975	14.73	0	0.43	0	0	0	0	11.86	1.73	0.72	0	824.3	0
willow	344	24	1975	2.54	0	-0.01	0	0	0	0	0.84	1.71	0	0	824.3	0
willow	345	24	1975	0	0	1.97	0	0	0	0	-3.66	1.69	0	0	826.3	0
willow	346	24	1975	0	0	1.25	0	0	0	0	-2.92	1.68	0	0	827.5	0
willow	347	24	1975	0	0	0.54	0	0	0	0	-2.2	1.66	0	0	828.1	0
willow	348	24	1975	0	0	0.75	0	0	0	0	-2.39	1.64	0	0	828.8	0
willow	349	24	1975	8.38	0	1.5	0	0	0	0	5.25	1.62	0	0	830.3	0
willow	350	24	1975	0.51	0	1.52	0	0	0.77	0	-3.39	1.61	0	0	831.8	0
willow	351	24	1975	4.06	0	0.12	0	0	4.21	0	-1.87	1.59	0	0	832	0
willow	352	24	1975	8.38	0	0.16	0	0	8.4	0	-1.76	1.58	0	0	832.1	0
willow	353	24	1975	0	0	-0.01	0	0	0.18	0	-1.73	1.56	0	0	832.1	0
willow	354	24	1975	6.35	0	-0.12	0	0	6.61	0	-1.69	1.55	0	0	832	0
willow	355	24	1975	0	0	0.02	0	0	0.04	0	-1.6	1.54	0	0	832	0
willow	356	24	1975	0.25	0	0	0	0	0.32	0	-1.6	1.53	0	0	832	0
willow	357	24	1975	0.76	0	-0.04	0	0	0.9	0	-1.61	1.52	0	0	832	0
willow	358	24	1975	0	0	0.03	0	0	0.12	0	-1.67	1.51	0	0	832	0
willow	359	24	1975	4.57	0	-0.02	0	0	4.72	0	-1.62	1.5	0	0	832	0
willow	360	24	1975	11.18	0	-0.19	0	0	11.41	0	-1.53	1.49	0	0	831.8	0
willow	361	24	1975	0	0	0.06	0	0	-0.03	0	-1.51	1.48	0	0	831.8	0
willow	362	24	1975	0.25	0	-0.06	0	0	0.38	0	-1.54	1.47	0	0	831.8	0
willow	363	24	1975	0	0	-0.02	0	0	0.11	0	-1.54	1.46	0	0	831.8	0
willow	364	24	1975	11.68	0	-0.03	0	0	11.75	0	-1.49	1.45	0	0	831.7	0
willow	365	24	1975	0	0	-0.14	0	0	0.14	0	-1.43	1.43	0	0	831.6	0
willow	1	24	1976	0	0	-0.02	0	0	0.06	0	-1.47	1.42	0	0	831.6	0
willow	2	24	1976	2.03	0	0.18	0	0	1.95	0	-1.5	1.4	0	0	831.8	0
willow	3	24	1976	10.41	0	-0.14	0	0	10.59	0	-1.42	1.39	0	0	831.6	0
willow	4	24	1976	2.54	0	0.07	0	0	2.51	0	-1.41	1.37	0	0	831.7	0
willow	5	24	1976	0	0	-0.06	0	0	0.13	0	-1.43	1.36	0	0	831.6	0
willow	6	24	1976	0	0	0.03	0	0	0.07	0	-1.43	1.34	0	0	831.7	0
willow	7	24	1976	2.79	0	-0.09	0	0	2.94	0	-1.38	1.32	0	0	831.6	0
willow	8	24	1976	1.02	0	0.22	0	0	0.85	0	-1.36	1.3	0	0	831.8	0
willow	9	24	1976	0	0	0.13	0	0	-0.07	0	-1.35	1.29	0	0	831.9	0
willow	10	24	1976	0	0	0.03	0	0	0.04	0	-1.34	1.27	0	0	831.9	0
willow	11	24	1976	6.6	0	-0.1	0	0	6.77	0	-1.32	1.25	0	0	831.8	0
willow	12	24	1976	2.29	0	-0.03	0	0	2.35	0	-1.28	1.24	0	0	831.8	0
willow	13	24	1976	5.59	0	0.24	0	0	5.38	0	-1.25	1.22	0	0	832.1	0
willow	14	24	1976	1.27	0	0.51	0	0	-0.12	0	-0.32	1.2	0	0	832.6	0
willow	15	24	1976	0	0	0.08	0	0	-0.28	0	-0.98	1.19	0	0	832.6	0
willow	16	24	1976	1.02	0	0.19	0	0	0.86	0	-1.2	1.17	0	0	832.8	0
willow	17	24	1976	0.25	0	0.11	0	0	0.21	0	-1.21	1.15	0	0	832.9	0
willow	18	24	1976	0	0	0.05	0	0	0.04	0	-1.23	1.14	0	0	833	0
willow	19	24	1976	0	0	0.08	0	0	0.03	0	-1.22	1.12	0	0	833.1	0
willow	20	24	1976	0	0	0.25	0	0	-0.19	0	-1.17	1.11	0	0	833.3	0
willow	21	24	1976	2.29	0	-0.03	0	0	2.34	0	-1.12	1.1	0	0	833.3	0
willow	22	24	1976	3.3	0	0.39	0	0	2.96	0	-1.13	1.08	0	0	833.7	0
willow	23	24	1976	0.51	0	0	0	0	0.56	0	-1.12	1.07	0	0	833.7	0
willow	24	24	1976	0	0	-0.04	0	0	0.1	0	-1.11	1.05	0	0	833.6	0
willow	25	24	1976	1.78	0	0.11	0	0	1.72	0	-1.09	1.04	0	0	833.7	0
willow	26	24	1976	1.27	0	-0.59	0	0	-6.6	0	6.86	1.03	0.57	0	833.1	0
willow	27	24	1976	20.32	0	-0.18	0	0	-2.95	0	7.88	1.02	14.55	0	833	0
willow	28	24	1976	3.81	0	-0.02	0	0	3.4	0	-0.58	1.01	0	0	832.9	0
willow	29	24	1976	1.27	0	0.23	0	0	1.07	0	-1.02	0.99	0	0	833.2	0
willow	30	24	1976	0.51	0	-0.06	0	0	0.61	0	-1.02	0.98	0	0	833.1	0
willow	31	24	1976	0	0	0.01	0	0	0.05	0	-1.03	0.97	0	0	833.1	0
willow	32	24	1976	1.27	0	-0.15	0	0	0.71	0	-0.25	0.96	0	0	833	0
willow	33	24	1976	4.57	0	1.41	0	0	3.1	0	-0.89	0.95	0	0	834.4	0
willow	34	24	1976	0	0	0.22	0	0	-0.19	0	-0.97	0.94	0	0	834.6	0
willow	35	24	1976	0.25	0	0.48	0	0	-0.2	0	-0.96	0.93	0	0	835.1	0
willow	36	24	1976	0.51	0	0.03	0	0	0.52	0	-0.96	0.92	0	0	835.1	0
willow	37	24	1976	0.25	0	-0.06	0	0	0.37	0	-0.97	0.91	0	0	835.1	0
willow	38	24	1976	0.51	0	0.09	0	0	0.47	0	-0.95	0.9	0	0	835.1	0
willow	39	24	1976	1.52	0	0.23	0	0	1.33	0	-0.93	0.9	0	0	835.4	0
willow	40	24	1976	0.51	0	-0.07	0	0	0.61	0	-0.92	0.89	0	0	835.3	0
willow	41	24	1976	0	0	0.29	0	0	-0.26	0	-0.91	0.88	0	0	835.6	0
willow	42	24	1976	3.81	0	-0.07	0	0	-9.82	0	12.18	0.87	0.64	0	835.5	0
willow	43	24	1976	0.76	0	0.5	0	0	-2.31	0	1.71	0.87	0	0	836	0
willow	44	24	1976	0	0	0.56	0	0	-8.08	0	6.66	0.86	0	0	836.6	0
willow	45	24	1976	0	0	0.63	0	0	-1.22	0	-0.27	0.86	0	0	837.2	0
willow	46	24	1976	0.76	0	0.36	0	0	-6.07	0	5.62	0.85	0	0	837.6	0
willow	47	24	1976	1.78	0	-0.11	0	0	-15.73	0	16.78	0.85	0	0	837.5	0
willow	48	24	1976	7.11	0	-0.13	0	0	-20.61	0	27.01	0.84	0	0	837.3	0
willow	49	24	1976	26.42	0	-0.18	0	0	-17.53	0	32.83	0.84	10.45	0	837.2	0.02
willow	50	24	1976	0.25	0	0.6	0	0	-12.5	0	11.29	0.83	0	0	837.8	0.04
willow	51	24	1976	0.76	0	1.84	0	0	0	0	-1.91	0.83	0	0	839.6	0
willow	52	24	1976	0.25	0	2.18	0	0	0	0	-2.76	0.83	0	0	841.8	0
willow	53	24	1976	8.38	0	2.24	0	0	0	0	5.32	0.83	0	0	844	0
willow	54	24	1976	0	0	2.24	0	0	0	0	-3.07	0.83	0	0	846.3	0
willow	55	24	1976	0	0	0.58	0	0	0	0	-1.42	0.85	0	0	846.8	-0.01
willow	56	24	1976	0	0	1.05	0	0	0	0	-1.92	0.88	0	0	847.9	-0.01
willow	57	24	1976	1.52	0	1.83	0	0	0	0	-1.23	0.92	0	0	849.7	0
willow	58	24	1976	0	0	2.49	0	0	0	0	-3.47	0.98	0	0	852.2	0
willow	59	24	1976	0	0	3.06	0	0	0	0	-4.12	1.06	0	0	855.3	0
willow	60	24	1976	7.62	0	2.17	0	0	0	0	4.3	1.15	0	0	857.4	0
willow	61	24	1976	0.76	0	1.92	0	0	0	0	-2.41	1.25	0	0	859.4	0
willow	62	24	1976	17.78	0	1.42	0	0	17.59	0	-2.59	1.36	0	0	860.8	0
willow	63	24	1976	12.7	0	-0.12	0	0	12.66	0	-1.32	1.48	0	0	860.6	0
willow	64	24	1976	10.16	0	-0.12	0	0	-4.03	0	12.71	1.59	0	0	860.5	0
willow	65	24	1976	0.25	0	-0.13	0	0	-26.22	0	24.9	1.7	0	0	860.4	0
willow	66	24	1976	0	0	4.08	0	0	0	0	-5.88	1.81	0	0	864.5	0
willow	67	24	1976	1.52	0	1.68	0	0	1.33	0	-3.38	1.9	0	0	866.2	0
willow	68	24	1976	0	0	0.82	0	0	0.04	0	-2.83	1.98	0	0	867	0
willow	69	24	1976	0	0	0.35	0	0	0.12	0	-2.52	2.05	0	0	867.3	0
willow	70	24	1976	0	0	0.31	0	0	-0.66	0	-1.76	2.11	0	0	867.6	0
willow	71	24	1976	0.76	0	0.92	0	0	0.48	0	-2.82	2.17	0	0	868.6	0

Attachment D-1
Honeywell
Wastebeds 9-15 SWSR Pre-Design Investigation
SHAW Output Data

RUN	DAY	HR	YR	PRECIP	precip INTRCP	ET	TRANSP	CANOPY chg in storage	SNOW chg in storage	RESIDUE chg in storage	SOIL chg in storage	PERC	RUNOFF	PONDED	Etcum	ERROR
willow	72	24	1976	1.27	0	0.78	0	0	0.92	0	-2.66	2.23	0	0	869.3	0
willow	73	24	1976	6.35	0	-0.06	0	0	-2.23	0	-2.21	2.29	8.56	0	869.3	0
willow	74	24	1976	2.03	0	2.71	0	0	0	0	-3	2.34	0	0	872	-0.01
willow	75	24	1976	0.76	0	2.71	0	0	0	0	-4.32	2.37	0	0	874.7	0
willow	76	24	1976	10.67	0	0.44	0	0	10.57	0	-2.75	2.4	0	0	875.1	0
willow	77	24	1976	4.57	0	0.09	0	0	4.56	0	-2.5	2.42	0	0	875.2	0
willow	78	24	1976	1.52	0	0.16	0	0	1.44	0	-2.5	2.42	0	0	875.4	0
willow	79	24	1976	1.02	0	-0.21	0	0	-8.15	0	-1.68	2.42	8.64	0	875.2	0
willow	80	24	1976	0	0	1.03	0	0	-8.42	0	-2.89	2.42	7.86	0	876.2	0
willow	81	24	1976	15.24	0	4.8	0	0	0	0	8.03	2.4	0	0	881	0.01
willow	82	24	1976	0.51	0	3.71	0	0	0	0	-6.07	2.39	0	0.48	884.7	0
willow	83	24	1976	0	0	0.96	0	0	0	0	-2.85	2.36	0	0	885.7	0.01
willow	84	24	1976	0	0	4.41	0	0	0	0	-6.75	2.34	0	0	890.1	0
willow	85	24	1976	12.7	0	4.15	0	0	0	0	6.24	2.31	0	0	894.2	0
willow	86	24	1976	0	0	4.21	0	0	0	0	-6.5	2.29	0	0	898.5	0
willow	87	24	1976	4.06	0	6.93	0	0	0	0	-5.13	2.26	0	0	905.4	0
willow	88	24	1976	0.51	0	3.65	0	0	0	0	-5.38	2.24	0	0	909	0
willow	89	24	1976	0	0	2.9	0	0	0	0	-5.12	2.22	0	0	911.9	0
willow	90	24	1976	0	0	5.62	0	0	0	0	-7.81	2.2	0	0	917.5	0
willow	91	24	1976	12.19	0	4.19	0	0	0	0	5.82	2.18	0	0	921.7	0
willow	92	24	1976	32.51	0	3.6	0.05	0	0	0	26.75	2.16	0	0	925.3	0
willow	93	24	1976	0	0	1.87	0.1	0	0	0	-4.01	2.15	0	0	927.2	0
willow	94	24	1976	0	0	3.14	0.19	0	0	0	-5.25	2.13	0	0	930.3	-0.01
willow	95	24	1976	0	0	2.43	0.2	0	0	0	-4.53	2.11	0	0	932.8	0
willow	96	24	1976	0	0	3.5	0.48	0	0	0	-5.59	2.09	0	0	936.3	-0.01
willow	97	24	1976	0	0	3.27	0.7	0	0	0	-5.35	2.08	0	0	939.5	0
willow	98	24	1976	0	0	2.82	0.54	0	0	0	-4.87	2.06	0	0	942.4	-0.01
willow	99	24	1976	0	0	2.34	0.37	0	0	0	-4.38	2.05	0	0	944.7	0
willow	100	24	1976	0	0	2.39	0.53	0	0	0	-4.42	2.03	0	0	947.1	0
willow	101	24	1976	0.51	0	4.21	1.26	0	0	0	-5.72	2.02	0	0	951.3	0
willow	102	24	1976	4.83	0	4.23	0.69	0	0	0	-1.41	2.01	0	0	955.5	-0.01
willow	103	24	1976	0	0	2.27	0	0	0	0	-4.26	2	0	0	957.8	-0.01
willow	104	24	1976	0	0	2.9	1.33	0	0	0	-4.89	1.99	0	0	960.7	0
willow	105	24	1976	0	0	4.03	2.06	0	0	0	-6	1.98	0	0	964.7	0
willow	106	24	1976	26.67	0	4.66	1.47	0	0	0	20.04	1.96	0	0	969.4	0
willow	107	24	1976	45.72	0	4.5	1.51	0.01	0	0	39.25	1.94	0	0	973.9	0.02
willow	108	24	1976	0	0	5.07	2.84	0	0	0	-6.98	1.92	0	0	979	-0.01
willow	109	24	1976	0	0	4.77	2.9	0	0	0	-6.68	1.9	0	0	983.7	0
willow	110	24	1976	0	0	5.05	3	0	0	0	-6.94	1.88	0	0	988.8	0.01
willow	111	24	1976	0	0	4.4	2.32	0	0	0	-6.25	1.86	0	0	993.2	0
willow	112	24	1976	0.76	0	5.09	3.3	0	0	0	-6.16	1.84	0	0	998.3	0
willow	113	24	1976	7.11	0	3.52	1.05	0	0	0	1.76	1.82	0	0	1001.8	0.01
willow	114	24	1976	4.06	0	3.72	0.7	-0.01	0	0	-1.45	1.8	0	0	1005.5	0
willow	115	24	1976	0.51	0	1.99	0.91	0	0	0	-3.26	1.79	0	0	1007.5	-0.01
willow	116	24	1976	45.47	0.05	2.72	0.15	0	0	0	40.91	1.78	0	0	1010.2	0
willow	117	24	1976	24.64	0	2.97	0	0	0	0	19.95	1.78	0	0	1013.2	-0.01
willow	118	24	1976	6.86	0	3.13	0	0	0	0	1.96	1.78	0	0	1016.3	0
willow	119	24	1976	6.6	0	3.54	0.78	0	0	0	1.28	1.77	0	0	1019.9	0.01
willow	120	24	1976	0	0	4.78	3.01	0	0	0	-6.54	1.77	0	0	1024.6	0
willow	121	24	1976	0	0	4.78	3.18	0	0	0	-6.55	1.77	0	0	1029.4	0
willow	122	24	1976	20.32	0	5.62	2.02	0	0	0	12.91	1.79	0	0	1035	0.01
willow	123	24	1976	0.25	0	2.98	2.08	0	0	0	-4.53	1.81	0	0	1038	-0.01
willow	124	24	1976	6.35	0	5.97	1.81	0	0	0	-1.45	1.84	0	0	1044	-0.01
willow	125	24	1976	0.25	0	3.24	1.57	0	0	0	-4.85	1.89	0	0	1047.2	-0.02
willow	126	24	1976	0	0	4.49	4.08	0	0	0	-6.43	1.94	0	0	1051.7	-0.01
willow	127	24	1976	3.81	0	5.7	2.02	0	0	0	-3.89	2	0	0	1057.4	-0.01
willow	128	24	1976	8.13	0	4.31	0.49	0	0	0	1.77	2.07	0	0	1061.7	-0.01
willow	129	24	1976	0	0	4.35	2.69	0	0	0	-6.47	2.13	0	0	1066.1	0
willow	130	24	1976	0	0	3.21	2.63	0	0	0	-5.4	2.2	0	0	1069.3	-0.01
willow	131	24	1976	0	0	3.26	2.89	0	0	0	-5.52	2.25	0	0	1072.6	0
willow	132	24	1976	16.26	0	6.37	2.32	0	0	0	7.59	2.3	0	0	1078.9	0
willow	133	24	1976	5.08	0	5.36	1.2	0	0	0	-2.61	2.34	0	0	1084.3	-0.01
willow	134	24	1976	0	0	4.26	3.15	0	0	0	-6.62	2.37	0	0	1088.5	-0.01
willow	135	24	1976	20.32	0	5.65	2.05	0.01	0	0	12.27	2.39	0	0	1094.2	0
willow	136	24	1976	0	0	5.29	3.94	0	0	0	-7.67	2.4	0	0	1099.5	-0.02
willow	137	24	1976	5.59	0	5.38	1.57	0	0	0	-2.19	2.4	0	0	1104.9	0
willow	138	24	1976	0	0	5.48	3.98	0	0	0	-7.86	2.39	0	0	1110.3	-0.01
willow	139	24	1976	27.94	0	4.07	0.53	-0.01	0	0	21.51	2.38	0	0	1114.4	-0.01
willow	140	24	1976	52.07	0	4.24	0.4	0	0	0	45.42	2.36	0	0	1118.7	0.05
willow	141	24	1976	16.51	0	5.49	1.79	0	0	0	8.67	2.34	0	0	1124.1	0.01
willow	142	24	1976	0.51	0	4.67	2.73	0	0	0	-6.48	2.32	0	0	1128.8	0
willow	143	24	1976	0	0	4.12	2.52	0	0	0	-6.41	2.3	0	0	1132.9	-0.01
willow	144	24	1976	0	0	4.26	2.88	0	0	0	-6.54	2.29	0	0	1137.2	-0.01
willow	145	24	1976	0	0	2.73	1.91	0	0	0	-5.03	2.3	0	0	1139.9	0
willow	146	24	1976	0	0	4.12	3.09	0	0	0	-6.45	2.34	0	0	1144	-0.01
willow	147	24	1976	0.25	0	4.32	3.03	0	0	0	-6.45	2.39	0	0	1148.4	-0.01
willow	148	24	1976	0	0	5.43	4.05	0	0	0	-7.88	2.46	0	0	1153.8	-0.01
willow	149	24	1976	0	0	5.49	4.38	0	0	0	-8.03	2.55	0	0	1159.3	0
willow	150	24	1976	0	0	5.53	4.08	0	0	0	-8.16	2.63	0	0	1164.8	0
willow	151	24	1976	0.25	0	4.84	3.52	0	0	0	-7.29	2.7	0	0	1169.7	0
willow	152	24	1976	4.32	0	5.44	1.62	0	0	0	-3.87	2.75	0	0	1175.1	0
willow	153	24	1976	13.46	0	3.85	0.28	-0.01	0	0	6.86	2.79	0	0	1178.9	-0.03
willow	154	24	1976	0	0	3.32	2.69	0	0	0	-6.11	2.82	0	0	1182.3	-0.02
willow	155	24	1976	0	0	4.96	3.99	0	0	0	-7.78	2.82	0	0	1187.2	-0.01
willow	156	24	1976	0	0	5.48	4.17	0	0	0	-8.28	2.81	0	0	1192.7	0
willow	157	24	1976	0	0	5.08	4.04	0	0	0	-7.87	2.79	0	0	1197.8	0
willow	158	24	1976	16.26	0	4.36	1.1	0	0	0	9.15	2.75	0	0	1202.1	0
willow	159	24	1976	2.54	0	4.24	1.89	0.01	0	0	-4.41	2.71	0	0	1206.4	0
willow	160	24	1976	0	0	4.96	4.3	0	0	0	-7.61	2.66	0	0	1211.3	-0.02
willow	161	24	1976	0	0	3.21	2.9	0	0	0	-5.81	2.61	0	0	1214.5	-0.01
willow	162	24	1976	0	0	3.79	3.54	0	0	0	-6.34	2.55	0	0	1218.3	-0.01
willow	163	24	1976	0.76	0	7.18	5.03	0	0	0	-8.9	2.49	0	0	1225.5	-0.01
willow	164	24	1976	0	0	3.98	2.92	-0.01	0	0	-6.4	2.43	0	0	1229.5	-0.01
willow	165	24	1976	0	0	4.81	3.86	0	0	0	-7.18	2.37	0	0	1234.3	0
willow	166	24	1976	25.4	0	6.48	3.08	0.01	0	0	16.61	2.32	0	0	1240.8	-0.01
willow	167	24	1976	0	0	6.3	5.1	0.01	0	0	-8.56	2.26	0	0	1247.1	-0.01
willow	168	24	1976	20.32	0	7.53	3.46	0	0	0	10.61	2.2	0	0	1254.6	-0.02
willow	169	24	1976	8.89	0	4.25	0.7	-0.01	0	0	2.51	2.15	0	0	1258.9	-0.02
willow	170	24	1976	0	0	3.67	3.32	0	0	0	-5.75	2.09	0	0	1262.5	-0.01
willow	171	24	1976	23.62	0	6.44	2.83	0.01	0	0	15.16	2.04	0	0	1269	-0.02
willow	172	24	1976	30.48	0.08	3.87	0.27	-0.01	0	0	24.57	1.99	0	0	1272.8	-0.02
willow	173	24	1976	4.57	0	5.11	1.47	0.01	0	0	-2.4	1.94	0	0	1277.9	-0.01
willow	174	24	1976	1.02	0	5.08	3.37	0	0	0	-5.95	1.89	0	0	1283	-0.01

Attachment D-1
Honeywell
Wastebeds 9-15 SWSR Pre-Design Investigation
SHAW Output Data

RUN	DAY	HR	YR	PRECIP	precip INTRCP	ET	TRANSP	CANOPY chg in storage	SNOW chg in storage	RESIDUE chg in storage	SOIL chg in storage	PERC	RUNOFF	PONDED	Etcum	ERROR
willow	175	24	1976	3.3	0	6.09	2.57	0	0	0	-4.63	1.85	0	0	1289.1	-0.01
willow	176	24	1976	14.99	0	6.35	2.48	0	0	0	6.84	1.81	0	0	1295.5	-0.01
willow	177	24	1976	2.03	0	3.96	1.83	0	0	0	-3.69	1.77	0	0	1299.4	0
willow	178	24	1976	1.78	0	6.3	3.86	-0.01	0	0	-6.23	1.73	0	0	1305.7	-0.02
willow	179	24	1976	0.51	0	6.26	4.37	0	0	0	-7.45	1.7	0	0	1312	0
willow	180	24	1976	1.02	0	4.88	3.5	0	0	0	-5.53	1.68	0	0	1316.9	-0.01
willow	181	24	1976	2.54	0	4.84	2.24	0	0	0	-3.96	1.66	0	0	1321.7	-0.01
willow	182	24	1976	14.99	0	5.32	1.17	0	0	0	8.05	1.64	0	0	1327	-0.02
willow	183	24	1976	0	0	5.29	3.78	0	0	0	-6.91	1.63	0	0	1332.3	-0.01
willow	184	24	1976	1.02	0	5.23	3.3	0	0	0	-5.84	1.62	0	0	1337.6	0
willow	185	24	1976	2.29	0	5.11	2.13	0	0	0	-4.43	1.62	0	0	1342.7	-0.01
willow	186	24	1976	0.76	0	4.54	3.11	0	0	0	-5.37	1.61	0	0	1347.2	-0.02
willow	187	24	1976	0	0	3.82	3.22	0	0	0	-5.41	1.61	0	0	1351	-0.02
willow	188	24	1976	5.84	0	3.82	0.72	0	0	0	0.43	1.6	0	0	1354.8	-0.01
willow	189	24	1976	0	0	4.24	3.17	0	0	0	-5.82	1.59	0	0	1359.1	-0.01
willow	190	24	1976	4.57	0	3.83	0.42	0	0	0	-0.82	1.59	0	0	1362.9	-0.02
willow	191	24	1976	0	0	4.33	3.34	-0.01	0	0	-5.88	1.58	0	0	1367.2	-0.02
willow	192	24	1976	0	0	5.72	4.35	0	0	0	-7.28	1.57	0	0	1373	-0.01
willow	193	24	1976	1.52	0	4.05	2.66	0.01	0	0	-4.09	1.56	0	0	1377	0
willow	194	24	1976	25.4	0	3.95	0.32	-0.01	0	0	19.92	1.55	0	0	1381	0
willow	195	24	1976	19.3	0	4.63	0.59	0	0	0	13.16	1.53	0	0	1385.6	-0.02
willow	196	24	1976	0.25	0	5.16	3.58	0	0	0	-6.42	1.52	0	0	1390.7	-0.01
willow	197	24	1976	0	0	5.05	4.03	0	0	0	-6.54	1.5	0	0	1395.8	-0.02
willow	198	24	1976	12.7	0	4.68	1.07	0	0	0	6.55	1.49	0	0	1400.5	-0.01
willow	199	24	1976	0	0	5.07	3.54	-0.01	0	0	-6.52	1.47	0	0	1405.5	-0.01
willow	200	24	1976	0	0	5.55	4.29	0	0	0	-7	1.45	0	0	1411.1	0
willow	201	24	1976	0	0	5.36	4.61	0.01	0	0	-6.8	1.43	0	0	1416.5	0
willow	202	24	1976	2.29	0	6.47	3.36	0	0	0	-5.59	1.41	0	0	1422.9	-0.01
willow	203	24	1976	4.32	0	5.28	1.49	0	0	0	-2.34	1.4	0	0	1428.2	-0.02
willow	204	24	1976	0	0	5.32	3.87	0	0	0	-6.68	1.38	0	0	1433.5	-0.02
willow	205	24	1976	0.76	0	4.81	2.89	0	0	0	-5.4	1.36	0	0	1438.3	-0.01
willow	206	24	1976	1.02	0	4.1	2.26	0	0	0	-4.41	1.34	0	0	1442.4	-0.01
willow	207	24	1976	0	0	4.59	3.26	-0.01	0	0	-5.91	1.33	0	0	1447	0
willow	208	24	1976	0	0	5.05	3.97	0	0	0	-6.36	1.31	0	0	1452.1	0
willow	209	24	1976	0	0	5.78	4.5	0.01	0	0	-7.09	1.29	0	0	1457.9	0
willow	210	24	1976	0	0	5.04	3.79	0	0	0	-6.31	1.28	0	0	1462.9	-0.01
willow	211	24	1976	37.08	0	4.16	0.67	0	0	0	31.67	1.26	0	0	1467.1	-0.01
willow	212	24	1976	0	0	2.81	2.1	0	0	0	-4.04	1.25	0	0	1469.9	-0.03
willow	213	24	1976	13.97	0	4.89	1.27	0	0	0	7.85	1.23	0	0	1474.8	0
willow	214	24	1976	11.94	0	5.03	1.23	-0.01	0	0	5.7	1.22	0	0	1479.8	-0.01
willow	215	24	1976	0	0	4.74	3.19	-0.01	0	0	-5.92	1.2	0	0	1484.5	-0.02
willow	216	24	1976	0	0	4.35	3.18	0	0	0	-5.53	1.19	0	0	1488.9	-0.01
willow	217	24	1976	0	0	3.98	3.15	0.01	0	0	-5.15	1.17	0	0	1492.9	-0.01
willow	218	24	1976	4.83	0	4.85	1.73	0	0	0	-1.18	1.16	0	0	1497.7	-0.01
willow	219	24	1976	12.95	0.38	2.96	0.14	0	0	0	8.49	1.14	0	0	1500.7	-0.01
willow	220	24	1976	42.93	1.13	2.02	0	0	0	0	39.06	1.13	0	0	1502.7	-0.03
willow	221	24	1976	18.8	0	3.42	0.27	0.01	0	0	15.4	1.11	0	0	1506.1	-0.01
willow	222	24	1976	0	0	3.86	2.8	0	0	0	-4.94	1.1	0	0	1510	-0.01
willow	223	24	1976	0	0	2.73	1.86	0	0	0	-3.79	1.08	0	0	1512.7	-0.02
willow	224	24	1976	0	0	3.69	3.14	0	0	0	-4.76	1.07	0	0	1516.4	0
willow	225	24	1976	0	0	3.67	2.74	0	0	0	-4.72	1.05	0	0	1520.1	0
willow	226	24	1976	21.59	0	4.9	1.46	0	0	0	15.64	1.04	0	0	1525	0.01
willow	227	24	1976	2.54	0	3.14	0.68	0	0	0	-1.6	1.03	0	0	1528.1	-0.03
willow	228	24	1976	2.03	0	4.31	1.6	0	0	0	-3.28	1.02	0	0	1532.4	-0.02
willow	229	24	1976	0	0	3.1	2.06	-0.01	0	0	-4.1	1.01	0	0	1535.5	0
willow	230	24	1976	0	0	3.3	2.48	0.01	0	0	-4.31	1.01	0	0	1538.8	-0.01
willow	231	24	1976	0	0	3.69	2.83	0	0	0	-4.68	1.01	0	0	1542.5	-0.01
willow	232	24	1976	0	0	3.76	2.93	0	0	0	-4.78	1.01	0	0	1546.3	0
willow	233	24	1976	0	0	3.3	2.48	0	0	0	-4.28	1.01	0	0	1549.6	-0.03
willow	234	24	1976	0	0	3.82	2.84	0	0	0	-4.83	1.01	0	0	1553.4	0
willow	235	24	1976	0	0	3.56	2.64	0	0	0	-4.56	1.02	0	0	1556.9	-0.01
willow	236	24	1976	0	0	2.98	2.21	0	0	0	-3.98	1.03	0	0	1559.9	-0.02
willow	237	24	1976	0	0	3.1	2.23	-0.01	0	0	-4.1	1.03	0	0	1563	-0.03
willow	238	24	1976	0	0	4.61	3.32	0	0	0	-5.64	1.04	0	0	1567.6	-0.01
willow	239	24	1976	0	0	4.3	3.19	0.01	0	0	-5.36	1.05	0	0	1571.9	0
willow	240	24	1976	0.51	0	3.5	2.39	0	0	0	-4.05	1.06	0	0	1575.4	0
willow	241	24	1976	52.83	0	4.91	1.58	0	0	0	46.86	1.07	0	0	1580.3	-0.01
willow	242	24	1976	0	0	4.5	2.73	-0.01	0	0	-5.56	1.08	0	0	1584.8	0
willow	243	24	1976	0	0	3.67	1.99	-0.01	0	0	-4.74	1.08	0	0	1588.5	-0.01
willow	244	24	1976	0	0	4.04	2.68	0.01	0	0	-5.13	1.09	0	0	1592.5	0
willow	245	24	1976	10.92	0	4.01	1.3	0.01	0	0	5.82	1.09	0	0	1596.5	0
willow	246	24	1976	0.25	0	2.94	1.68	-0.01	0	0	-3.76	1.09	0	0	1599.5	-0.01
willow	247	24	1976	0	0	3.82	2.5	0	0	0	-4.89	1.09	0	0	1603.3	-0.01
willow	248	24	1976	0	0	3.77	2.46	0.01	0	0	-4.88	1.09	0	0	1607.1	0.01
willow	249	24	1976	1.27	0	2.96	1.21	0	0	0	-2.77	1.09	0	0	1610	0
willow	250	24	1976	0	0	3.17	1.96	-0.01	0	0	-4.26	1.09	0	0	1613.2	0
willow	251	24	1976	0	0	3.48	2.41	0.01	0	0	-4.57	1.09	0	0	1616.7	0
willow	252	24	1976	0	0	4.07	2.7	0.01	0	0	-5.16	1.08	0	0	1620.7	0
willow	253	24	1976	0	0	4.04	2.52	0	0	0	-5.12	1.08	0	0	1624.8	-0.01
willow	254	24	1976	23.88	0	4.24	1.16	0	0	0	18.56	1.08	0	0	1629	-0.01
willow	255	24	1976	4.83	0	3.93	0.73	-0.01	0	0	-0.16	1.08	0	0	1633	-0.01
willow	256	24	1976	0	0	2.89	1.98	0.01	0	0	-3.97	1.07	0	0	1635.8	0
willow	257	24	1976	0	0	2.15	1.73	0	0	0	-3.23	1.07	0	0	1638	0
willow	258	24	1976	0	0	2.6	1.86	0	0	0	-3.67	1.07	0	0	1640.6	0
willow	259	24	1976	0	0	2.68	1.63	0	0	0	-3.75	1.06	0	0	1643.3	0
willow	260	24	1976	8.13	0	2.15	0.16	0	0	0	4.92	1.06	0	0	1645.4	0
willow	261	24	1976	6.6	0	3.25	0.83	0	0	0	2.27	1.06	0	0	1648.7	0.02
willow	262	24	1976	1.27	0	2.46	0.94	-0.01	0	0	-2.24	1.05	0	0	1651.1	0.01
willow	263	24	1976	0	0	2.6	1.71	0	0	0	-3.61	1.04	0	0	1653.7	-0.03
willow	264	24	1976	0.76	0	2.33	0.93	0	0	0	-2.59	1.04	0	0	1656.1	-0.01
willow	265	24	1976	1.02	0	2.31	0.69	-0.01	0	0	-2.31	1.03	0	0	1658.4	-0.01
willow	266	24	1976	0	0	2.36	1.09	-0.01	0	0	-3.38	1.03	0	0	1660.7	0
willow	267	24	1976	2.29	0	3.25	1.09	0	0	0	-1.98	1.02	0	0	1664	0
willow	268	24	1976	0	0	2.04	0.96	0	0	0	-3.05	1.01	0	0	1666	0
willow	269	24	1976	0	0	2.02	1.15	0	0	0	-3.02	1.01	0	0	1668.1	0
willow	270	24	1976	18.8	0	2.03	0.22	0.01	0	0	15.77	1	0	0	1670.1	-0.01
willow	271	24	1976	2.03	0	2.01	0.31	0	0	0	-0.95	0.99	0	0	1672.1	-0.02
willow	272	24	1976	1.02	0	2.08	0.52	-0.01	0	0	-2.04	0.98	0	0	1674.2	-0.01
willow	273	24	1976	0	0	2.67	1.28	0	0	0	-3.65	0.98	0	0	1676.9	0
willow	274	24	1976	0	0	1.39	0.79	0.01	0	0	-2.37	0.97	0	0	1678.2	0
willow	275	24	1976	0	0	1.6	0.93	0	0	0	-2.56	0.96	0	0	1679.8	-0.01
willow	276	24	1976	0	0	1.56	0.78	0	0	0	-2.52	0.96	0	0	1681.4	0.01
willow	277	24	1976	0	0	1.58	0.89	0	0	0	-2.52	0.95	0	0	1683	-0.01

Attachment D-1
Honeywell
Wastebeds 9-15 SWSR Pre-Design Investigation
SHAW Output Data

RUN	DAY	HR	YR	PRECIP	precip INTRCP	ET	TRANSP	CANOPY chg in storage	SNOW chg in storage	RESIDUE chg in storage	SOIL chg in storage	PERC	RUNOFF	PONDED	Etcum	ERROR
willow	278	24	1976	0	0	2.41	1.16	0	0	0	-3.35	0.94	0	0	1685.4	0
willow	279	24	1976	0	0	2.39	1.24	0	0	0	-3.33	0.93	0	0	1687.8	0.01
willow	280	24	1976	0	0	2.47	1.06	0.01	0	0	-3.39	0.93	0	0	1690.2	-0.01
willow	281	24	1976	7.62	0	2.66	0.45	0	0	0	4.05	0.92	0	0	1692.9	-0.01
willow	282	24	1976	29.21	0.19	1.36	0.04	0	0	0	26.76	0.91	0	0	1694.3	-0.01
willow	283	24	1976	42.16	0.29	1.24	0	0	0	0	39.91	0.9	0	0	1695.5	0.01
willow	284	24	1976	2.54	0	2.92	0.32	0	0	0	-0.97	0.9	0	0	1698.4	-0.01
willow	285	24	1976	0	0	2.26	0.61	0	0	0	-3.15	0.89	0	0	1700.7	0.01
willow	286	24	1976	0	0	2.15	0.72	0	0	0	-3.02	0.88	0	0	1702.8	0
willow	287	24	1976	1.27	0	2.91	0.87	0	0	0	-2.52	0.87	0	0	1705.8	0
willow	288	24	1976	5.33	0	2.66	0.22	0	0	0	1.84	0.87	0	0	1708.4	-0.04
willow	289	24	1976	1.52	0	3.08	0.76	0	0	0	-2.41	0.86	0	0	1711.5	0
willow	290	24	1976	0.76	0	2.41	0.3	0	0	0	-2.48	0.86	0	0	1713.9	-0.02
willow	291	24	1976	0	0	1.4	0.24	0	0	0	-2.25	0.85	0	0	1715.3	0
willow	292	24	1976	0	0	1.71	0.19	0	0	0	-2.54	0.85	0	0	1717	-0.01
willow	293	24	1976	0	0	1.52	0.28	0	0	0	-2.37	0.85	0	0	1718.5	0
willow	294	24	1976	30.99	0	1.67	0.14	0	0	0	28.46	0.85	0	0	1720.2	0
willow	295	24	1976	11.94	0	2.75	0.22	0	0	0	8.35	0.86	0	0	1722.9	-0.02
willow	296	24	1976	0	0	2.2	0.18	0	0	0	-3.04	0.86	0	0	1725.1	-0.02
willow	297	24	1976	0	0	2.38	0.2	0	0	0	-3.23	0.87	0	0	1727.5	-0.01
willow	298	24	1976	7.11	0	1.42	0.03	0	0	0	4.81	0.87	0	0	1728.9	0.01
willow	299	24	1976	1.78	0	1.22	0.02	0	0	0	-0.32	0.88	0	0	1730.2	0
willow	300	24	1976	0	0	1.68	0.03	0	0	0	-2.56	0.89	0	0	1731.8	-0.01
willow	301	24	1976	0	0	1.47	0	0	0	0	-2.37	0.9	0	0	1733.3	0
willow	302	24	1976	0	0	0.47	0.06	0	0	0	-1.38	0.91	0	0	1733.8	-0.01
willow	303	24	1976	0	0	1.05	0.05	0	0	0	-1.99	0.93	0	0	1734.8	0.01
willow	304	24	1976	2.29	0	1.8	0.03	0	0	0	-0.46	0.94	0	0	1736.6	0
willow	305	24	1976	21.34	0	1.65	0	0	0	0	18.75	0.96	0	0	1738.3	-0.02
willow	306	24	1976	0	0	2.45	0	0	0	0	-3.43	0.98	0	0	1740.7	0
willow	307	24	1976	0	0	0.78	0	0	0	0	-1.78	1	0	0	1741.5	0
willow	308	24	1976	0	0	2.53	0	0	0	0	-3.54	1.02	0	0	1744	0
willow	309	24	1976	1.27	0	0.96	0	0	0	0	-0.72	1.04	0	0	1745	0
willow	310	24	1976	0.25	0	1.44	0	0	0	0	-2.25	1.06	0	0	1746.4	0
willow	311	24	1976	0	0	2.28	0	0	0	0	-3.36	1.08	0	0	1748.7	0
willow	312	24	1976	1.27	0	1.13	0	0	0	0	-0.96	1.1	0	0	1749.8	0
willow	313	24	1976	5.84	0	0.93	0	0	5.82	0	-2.03	1.12	0	0	1750.8	0
willow	314	24	1976	0.25	0	0.65	0	0	-0.28	0	-1.25	1.14	0	0	1751.4	0
willow	315	24	1976	2.03	0	0.05	0	0	-4.94	0	5.76	1.16	0	0	1751.5	0
willow	316	24	1976	4.06	0	0.26	0	0	4.15	0	-1.52	1.17	0	0	1751.7	0
willow	317	24	1976	2.79	0	0.08	0	0	2.37	0	-0.85	1.19	0	0	1751.8	0
willow	318	24	1976	3.56	0	0.19	0	0	-4	0	6.16	1.21	0	0	1752	0
willow	319	24	1976	0	0	0.04	0	0	-1.31	0	0.04	1.23	0	0	1752.1	0
willow	320	24	1976	0	0	0.14	0	0	-0.56	0	-0.83	1.24	0	0	1752.2	0
willow	321	24	1976	0	0	0.48	0	0	-1.26	0	-0.48	1.25	0	0	1752.7	0
willow	322	24	1976	0	0	1.44	0	0	0	0	-2.7	1.26	0	0	1754.1	0
willow	323	24	1976	0.51	0	2.05	0	0	0	0	-2.81	1.27	0	0	1756.2	0
willow	324	24	1976	1.27	0	2.27	0	0	0	0	-2.28	1.28	0	0	1758.4	0
willow	325	24	1976	0.25	0	2.08	0	0	0	0	-3.1	1.28	0	0	1760.5	0
willow	326	24	1976	0.25	0	1.71	0	0	0	0	-2.99	1.28	0	0.25	1762.2	0
willow	327	24	1976	0	0	2.11	0	0	0	0	-3.14	1.29	0	0	1764.3	0
willow	328	24	1976	0	0	3.04	0	0	0	0	-4.32	1.29	0	0	1767.4	0
willow	329	24	1976	0	0	2.09	0	0	0	0	-3.37	1.29	0	0	1769.5	0
willow	330	24	1976	0	0	0.94	0	0	0	0	-2.23	1.29	0	0	1770.4	0
willow	331	24	1976	0.76	0	0.22	0	0	0	0	-0.74	1.29	0	0	1770.6	0
willow	332	24	1976	1.02	0	2.03	0	0	0	0	-2.3	1.29	0	0	1772.6	0
willow	333	24	1976	6.6	0	0.96	0	0	0	0	4.36	1.28	0	0	1773.6	0
willow	334	24	1976	6.86	0	1.03	0	0	6.71	0	-2.16	1.28	0	0	1774.6	0
willow	335	24	1976	0	0	0.2	0	0	0.05	0	-1.53	1.28	0	0	1774.8	0
willow	336	24	1976	0	0	0.17	0	0	0.11	0	-1.55	1.28	0	0	1775	0
willow	337	24	1976	2.29	0	0.2	0	0	2.32	0	-1.5	1.27	0	0	1775.2	0
willow	338	24	1976	0.51	0	0.06	0	0	0.71	0	-1.53	1.27	0	0	1775.2	0
willow	339	24	1976	2.29	0	0.03	0	0	2.39	0	-1.4	1.26	0	0	1775.3	0
willow	340	24	1976	0	0	0.3	0	0	-0.23	0	-1.33	1.25	0	0	1775.6	0
willow	341	24	1976	1.27	0	0.24	0	0	1.11	0	-1.33	1.25	0	0	1775.8	0
willow	342	24	1976	16	0	-0.02	0	0	15.93	0	-1.14	1.24	0	0	1775.8	0
willow	343	24	1976	0	0	0.12	0	0	0.02	0	-1.37	1.23	0	0	1775.9	0
willow	344	24	1976	1.52	0	0.02	0	0	1.63	0	-1.34	1.22	0	0	1775.9	0
willow	345	24	1976	0	0	0.28	0	0	-0.6	0	-0.89	1.21	0	0	1776.2	0
willow	346	24	1976	0	0	0.42	0	0	-0.35	0	-1.27	1.2	0	0	1776.7	0
willow	347	24	1976	0.25	0	0.05	0	0	-0.2	0	-0.78	1.19	0	0	1776.7	0
willow	348	24	1976	1.27	0	0.57	0	0	0.84	0	-1.31	1.17	0	0	1777.3	0
willow	349	24	1976	0	0	0.39	0	0	-0.26	0	-1.3	1.16	0	0	1777.7	0
willow	350	24	1976	0	0	0.07	0	0	-0.39	0	-1.02	1.15	0.19	0	1777.7	0
willow	351	24	1976	0	0	-0.02	0	0	-0.26	0	-1.01	1.14	0.16	0	1777.7	0
willow	352	24	1976	3.56	0	-0.2	0	0	-0.29	0	-0.68	1.12	3.61	0	1777.5	0
willow	353	24	1976	0	0	0.26	0	0	-0.18	0	-1.19	1.11	0	0	1777.8	0
willow	354	24	1976	0	0	0.09	0	0	0.01	0	-1.2	1.1	0	0	1777.9	0
willow	355	24	1976	5.33	0	-0.19	0	0	-8.06	0	-1.01	1.08	13.51	0	1777.7	0
willow	356	24	1976	2.29	0	0.68	0	0	1.76	0	-1.23	1.07	0	0	1778.3	0
willow	357	24	1976	0.25	0	0.34	0	0	0.02	0	-1.16	1.06	0	0	1778.7	0
willow	358	24	1976	0	0	0.45	0	0	-0.38	0	-1.11	1.04	0	0	1779.1	0
willow	359	24	1976	0.76	0	0.15	0	0	0.72	0	-1.13	1.03	0	0	1779.3	0
willow	360	24	1976	0	0	0.19	0	0	-0.12	0	-1.09	1.01	0	0	1779.5	0
willow	361	24	1976	4.32	0	-0.17	0	0	4.56	0	-1.07	1	0	0	1779.3	0
willow	362	24	1976	0	0	-0.04	0	0	0.12	0	-1.07	0.99	0	0	1779.3	0
willow	363	24	1976	1.02	0	-0.1	0	0	1.19	0	-1.05	0.97	0	0	1779.2	0
willow	364	24	1976	1.02	0	-0.08	0	0	1.16	0	-1.02	0.96	0	0	1779.1	0
willow	365	24	1976	0	0	0.27	0	0	-0.2	0	-1.02	0.95	0	0	1779.4	0
willow	366	24	1976	1.78	0	0.12	0	0	1.72	0	-1	0.93	0	0	1779.5	0
willow	1	24	1977	4.32	0	-0.03	0	0	4.39	0	-0.96	0.92	0	0	1779.4	0
willow	2	24	1977	0.76	0	-0.08	0	0	0.88	0	-0.94	0.91	0	0	1779.4	0
willow	3	24	1977	1.27	0	-0.09	0	0	1.39	0	-0.93	0.9	0	0	1779.3	0
willow	4	24	1977	0.51	0	-0.05	0	0	0.59	0	-0.92	0.88	0	0	1779.2	0
willow	5	24	1977	0	0	-0.03	0	0	0.09	0	-0.93	0.87	0	0	1779.2	0
willow	6	24	1977	0	0	0.05	0	0	0.02	0	-0.93	0.86	0	0	1779.2	0
willow	7	24	1977	3.56	0	-0.06	0	0	3.65	0	-0.89	0.85	0	0	1779.2	0
willow	8	24	1977	0	0	0.08	0	0	-0.02	0	-0.9	0.84	0	0	1779.3	0
willow	9	24	1977	0.51	0	0.03	0	0	0.54	0	-0.89	0.83	0	0	1779.3	0
willow	10	24	1977	11.18	0	0.01	0	0	11.22	0	-0.86	0.82	0	0	1779.3	0
willow	11	24	1977	3.56	0	-0.15	0	0	3.73	0	-0.83	0.81	0	0	1779.2	0
willow	12	24	1977	1.27	0	0.03	0	0	1.26	0	-0.82	0.79	0	0	1779.2	0
willow	13	24	1977	0.25	0	0.01	0	0	0.27	0	-0.82	0.78	0	0	1779.2	0
willow	14	24	1977	2.29	0	-0.02	0	0	2.33	0	-0.8	0.77	0	0	1779.2	0

Attachment D-1
Honeywell
Wastebeds 9-15 SWSR Pre-Design Investigation
SHAW Output Data

RUN	DAY	HR	YR	PRECIP	precip INTRCP	ET	TRANSP	CANOPY chg in storage	SNOW chg in storage	RESIDUE chg in storage	SOIL chg in storage	PERC	RUNOFF	PONDED	Etcum	ERROR
willow	15	24	1977	0.25	0	-0.09	0	0	0.37	0	-0.79	0.76	0	0	1779.1	0
willow	16	24	1977	0	0	0.37	0	0	-0.33	0	-0.79	0.76	0	0	1779.5	0
willow	17	24	1977	3.05	0	-0.03	0	0	3.13	0	-0.79	0.75	0	0	1779.4	0
willow	18	24	1977	0.76	0	-0.06	0	0	0.86	0	-0.77	0.74	0	0	1779.4	0
willow	19	24	1977	1.52	0	0.08	0	0	1.48	0	-0.76	0.73	0	0	1779.4	0
willow	20	24	1977	1.27	0	0	0	0	1.28	0	-0.74	0.72	0	0	1779.4	0
willow	21	24	1977	0.76	0	0.08	0	0	0.71	0	-0.73	0.71	0	0	1779.5	0
willow	22	24	1977	1.27	0	-0.01	0	0	1.31	0	-0.73	0.7	0	0	1779.5	0
willow	23	24	1977	0.25	0	-0.08	0	0	0.37	0	-0.73	0.69	0	0	1779.4	0
willow	24	24	1977	1.02	0	-0.01	0	0	1.06	0	-0.72	0.68	0	0	1779.4	0
willow	25	24	1977	2.03	0	-0.04	0	0	2.09	0	-0.69	0.68	0	0	1779.4	0
willow	26	24	1977	0	0	0.23	0	0	-0.21	0	-0.69	0.67	0	0	1779.6	0
willow	27	24	1977	0	0	0.43	0	0	-0.38	0	-0.7	0.66	0	0	1780	0
willow	28	24	1977	5.08	0	0.45	0	0	4.68	0	-0.7	0.65	0	0	1780.5	0
willow	29	24	1977	0	0	0.31	0	0	-0.28	0	-0.68	0.64	0	0	1780.8	0
willow	30	24	1977	0	0	0.27	0	0	-0.24	0	-0.67	0.64	0	0	1781.1	0
willow	31	24	1977	0	0	0.28	0	0	-0.24	0	-0.66	0.63	0	0	1781.4	0
willow	32	24	1977	2.03	0	0.11	0	0	1.96	0	-0.65	0.62	0	0	1781.5	0
willow	33	24	1977	0	0	0.07	0	0	-0.04	0	-0.64	0.62	0	0	1781.5	0
willow	34	24	1977	2.54	0	-0.13	0	0	2.7	0	-0.64	0.61	0	0	1781.4	0
willow	35	24	1977	0.51	0	-0.03	0	0	0.56	0	-0.62	0.6	0	0	1781.4	0
willow	36	24	1977	2.54	0	-0.11	0	0	2.68	0	-0.62	0.6	0	0	1781.3	0
willow	37	24	1977	1.27	0	0.14	0	0	1.16	0	-0.62	0.59	0	0	1781.4	0
willow	38	24	1977	1.02	0	-0.04	0	0	1.09	0	-0.61	0.58	0	0	1781.4	0
willow	39	24	1977	0	0	0	0	0	0.03	0	-0.6	0.58	0	0	1781.4	0
willow	40	24	1977	0	0	0.05	0	0	-0.02	0	-0.6	0.57	0	0	1781.4	0
willow	41	24	1977	1.02	0	0.02	0	0	1.02	0	-0.58	0.56	0	0	1781.4	0
willow	42	24	1977	0	0	0.02	0	0	-2.57	0	-0.53	0.56	2.51	0	1781.4	0
willow	43	24	1977	0	0	-0.02	0	0	-2.28	0	-0.52	0.55	2.28	0	1781.4	0
willow	44	24	1977	1.27	0	-0.11	0	0	-4.17	0	-0.52	0.55	5.53	0	1781.3	0
willow	45	24	1977	0.25	0	0.45	0	0	-1.68	0	-0.53	0.54	1.46	0	1781.8	0
willow	46	24	1977	1.02	0	0.27	0	0	0.76	0	-0.55	0.54	0	0	1782	0
willow	47	24	1977	0.76	0	0.11	0	0	0.69	0	-0.57	0.53	0	0	1782.1	0
willow	48	24	1977	0	0	0.14	0	0	-0.1	0	-0.56	0.53	0	0	1782.3	0
willow	49	24	1977	0	0	0.23	0	0	-0.19	0	-0.55	0.52	0	0	1782.5	0
willow	50	24	1977	0	0	-0.02	0	0	0.02	0	-0.52	0.52	0	0	1782.5	0
willow	51	24	1977	5.33	0	-0.04	0	0	5.38	0	-0.52	0.51	0	0	1782.4	0
willow	52	24	1977	1.27	0	0.02	0	0	1.27	0	-0.52	0.51	0	0	1782.5	0
willow	53	24	1977	0	0	0.15	0	0	-0.13	0	-0.52	0.5	0	0	1782.6	0
willow	54	24	1977	0	0	0.09	0	0	-0.07	0	-0.51	0.5	0	0	1782.7	0
willow	55	24	1977	18.29	0	0.28	0	0	0.32	0	-0.46	0.49	17.66	0	1783	0
willow	56	24	1977	0.76	0	0.07	0	0	-5.7	0	-0.47	0.49	6.37	0	1783	0
willow	57	24	1977	0	0	0.2	0	0	-3.4	0	-0.25	0.49	2.96	0	1783.3	0
willow	58	24	1977	1.27	0	0.18	0	0	-15.51	0	1.04	0.48	15.09	0	1783.4	0
willow	59	24	1977	0	0	1.04	0	0	-2.84	0	1.01	0.48	0.32	0	1784.5	0
willow	60	24	1977	0	0	1.14	0	0	-2.67	0	0.55	0.47	0.51	0	1785.6	0
willow	61	24	1977	0	0	1.22	0	0	-7.07	0	0.07	0.47	5.31	0	1786.8	0
willow	62	24	1977	0	0	0.5	0	0	-6.32	0	-0.17	0.47	5.53	0	1787.3	0
willow	63	24	1977	15.24	0	0.04	0	0	-15.2	0	5.3	0.46	24.63	0	1787.4	0
willow	64	24	1977	0	0	0.04	0	0	-5.89	0	5.39	0.46	0	0	1787.4	0
willow	65	24	1977	0	0	0.58	0	0	-2.48	0	1.44	0.45	0	0	1788	0.01
willow	66	24	1977	0	0	0.4	0	0	-7.98	0	7.13	0.45	0	0	1788.4	0
willow	67	24	1977	0	0	0.51	0	0	-3.62	0	2.66	0.45	0	0	1788.9	0
willow	68	24	1977	0	0	1.78	0	0	-7.24	0	5.02	0.44	0	0	1790.7	0
willow	69	24	1977	0	0	4.02	0	0	0	0	-4.46	0.44	0	0	1794.7	0
willow	70	24	1977	0	0	2.66	0	0	0	0	-3.09	0.44	0	0	1797.4	0
willow	71	24	1977	0.76	0	2.88	0	0	0	0	-2.56	0.43	0	0	1800.2	0
willow	72	24	1977	30.23	0	2.78	0	0	0	0	27.02	0.43	0	0	1803	0
willow	73	24	1977	0.25	0	2.41	0	0	0	0	-2.58	0.43	0	0	1805.4	0
willow	74	24	1977	0	0	2.19	0	0	0	0	-2.62	0.43	0	0	1807.6	0
willow	75	24	1977	2.03	0	4	0	0	0	0	-2.39	0.42	0	0	1811.6	0
willow	76	24	1977	0	0	5.45	0	0	0	0	-5.87	0.42	0	0	1817.1	0
willow	77	24	1977	7.87	0	0.56	0	0	7.68	0	-0.79	0.42	0	0	1817.6	0
willow	78	24	1977	0	0	0.72	0	0	-0.65	0	-0.5	0.42	0	0	1818.4	0
willow	79	24	1977	3.3	0	0.43	0	0	2.11	0	0.34	0.42	0	0	1818.8	0
willow	80	24	1977	0	0	0.35	0	0	-7.55	0	6.78	0.42	0	0	1819.1	0
willow	81	24	1977	14.73	0	0.47	0	0	-1.59	0	15.41	0.42	0	0	1819.6	0.02
willow	82	24	1977	1.52	0	0.89	0	0	0.94	0	-0.73	0.42	0	0	1820.5	0
willow	83	24	1977	1.78	0	1.07	0	0	1.5	0	-1.22	0.43	0	0	1821.6	0
willow	84	24	1977	0	0	1.23	0	0	-0.7	0	-0.96	0.43	0	0	1822.8	0
willow	85	24	1977	0	0	0.79	0	0	-0.35	0	-0.88	0.43	0	0	1823.6	0
willow	86	24	1977	0	0	0.58	0	0	-1.39	0	0.37	0.44	0	0	1824.2	0
willow	87	24	1977	3.81	0	1.98	0	0	0	0	1.38	0.45	0	0	1826.2	0
willow	88	24	1977	0	0	3.54	0	0	0	0	-3.99	0.45	0	0	1829.7	0
willow	89	24	1977	2.54	0	4.77	0	0	0	0	-2.69	0.46	0	0	1834.5	0
willow	90	24	1977	4.06	0	4.81	0	0	0	0	-1.21	0.46	0	0	1839.3	0
willow	91	24	1977	0	0	3.21	0	0	0	0	-3.68	0.47	0	0	1842.5	0
willow	92	24	1977	3.05	0	3.62	0.06	0	0	0	-1.05	0.48	0	0	1846.1	0
willow	93	24	1977	0	0	3.04	0.15	0	0	0	-3.52	0.49	0	0	1849.1	-0.01
willow	94	24	1977	4.32	0	2.78	0.08	0	0	0	1.05	0.5	0	0	1851.9	-0.01
willow	95	24	1977	4.32	0	2.34	0.19	0	0	0	1.48	0.51	0	0	1854.3	0
willow	96	24	1977	0.25	0	3.52	0	0	0	0	-3.78	0.51	0	0	1857.8	0
willow	97	24	1977	0	0	1.95	0.13	0	0	0	-2.47	0.52	0	0	1859.7	0
willow	98	24	1977	1.52	0	2.46	0	0	0	0	-1.48	0.53	0	0	1862.2	0.01
willow	99	24	1977	0	0	1.89	0	0	0	0	-2.44	0.54	0	0	1864.1	0.01
willow	100	24	1977	0	0	2.13	0.78	0	0	0	-2.69	0.55	0	0	1866.2	0.01
willow	101	24	1977	0	0	3.94	1.91	0	0	0	-4.51	0.56	0	0	1870.1	0.01
willow	102	24	1977	0	0	4.54	1.64	0	0	0	-5.12	0.57	0	0	1874.7	0
willow	103	24	1977	1.27	0	6.63	2.11	0	0	0	-5.93	0.58	0	0	1881.3	-0.01
willow	104	24	1977	0	0	2.71	0.81	-0.01	0	0	-3.28	0.59	0	0	1884	0
willow	105	24	1977	0	0	2.36	0.98	0	0	0	-2.96	0.6	0	0	1886.4	0
willow	106	24	1977	0	0	3.74	1.34	0	0	0	-4.34	0.61	0	0	1890.1	0
willow	107	24	1977	0	0	3.09	1.47	0	0	0	-3.72	0.62	0	0	1893.2	0.01
willow	108	24	1977	0	0	4.54	2.15	0	0	0	-5.17	0.62	0	0	1897.7	0
willow	109	24	1977	0	0	2.77	2.12	0	0	0	-3.4	0.63	0	0	1900.5	0
willow	110	24	1977	0	0	3.71	2.88	0	0	0	-4.33	0.64	0	0	1904.2	-0.01
willow	111	24	1977	0.76	0	4.2	2.99	0.01	0	0	-4.09	0.64	0	0	1908.4	0.01
willow	112	24	1977	21.84	0	5.2	1.58	0.01	0	0	15.98	0.65	0	0	1913.6	0
willow	113	24	1977	28.7	0	4.4	0.75	-0.01	0	0	23.66	0.65	0	0	1918	-0.01
willow	114	24	1977	10.16	0	4.18	0.6	0	0	0	5.33	0.66	0	0	1922.2	-0.01
willow	115	24	1977	1.02	0	3.95	1.16	0	0	0	-3.58	0.66	0	0	1926.2	-0.01
willow	116	24	1977	0	0	3.95	1.88	0	0	0	-4.62	0.66	0	0	1930.1	0
willow	117	24	1977	0	0	4.2	2.26	0	0	0	-4.87	0.66	0	0	1934.3	0.01

Attachment D-1
Honeywell
Wastebeds 9-15 SWSR Pre-Design Investigation
SHAW Output Data

RUN	DAY	HR	YR	PRECIP	precip INTRCP	ET	TRANSP	CANOPY chg in storage	SNOW chg in storage	RESIDUE chg in storage	SOIL chg in storage	PERC	RUNOFF	PONDED	Etcum	ERROR
willow	118	24	1977	0	0	4.84	2.51	0	0	0	-5.51	0.66	0	0	1939.1	0.01
willow	119	24	1977	0	0	4.01	1.99	0	0	0	-4.67	0.67	0	0	1943.1	0
willow	120	24	1977	0	0	4.53	3.06	0	0	0	-5.21	0.67	0	0	1947.7	0.01
willow	121	24	1977	0	0	3.7	3.21	0	0	0	-4.37	0.66	0	0	1951.4	0
willow	122	24	1977	2.79	0	5.26	2.02	0	0	0	-3.13	0.66	0	0	1956.6	0
willow	123	24	1977	0	0	4.56	2.37	-0.01	0	0	-5.22	0.66	0	0	1961.2	0
willow	124	24	1977	3.3	0	4.88	1.66	0.01	0	0	-2.26	0.66	0	0	1966.1	0.01
willow	125	24	1977	0.76	0	2.29	1.33	0.01	0	0	-2.21	0.66	0	0	1968.4	0.01
willow	126	24	1977	1.27	0	4.04	2.74	0	0	0	-3.42	0.66	0	0	1972.4	-0.01
willow	127	24	1977	0	0	4.17	2.32	-0.01	0	0	-4.81	0.66	0	0	1976.6	0
willow	128	24	1977	0.51	0	3.96	2.29	0	0	0	-4.1	0.65	0	0	1980.6	0
willow	129	24	1977	3.05	0	3.89	0.69	0	0	0	-1.5	0.65	0	0	1984.4	0
willow	130	24	1977	0	0	3.35	2.57	0	0	0	-4	0.65	0	0	1987.8	-0.01
willow	131	24	1977	0	0	5.25	3.45	0	0	0	-5.89	0.65	0	0	1993.1	-0.01
willow	132	24	1977	0	0	4.35	3.94	0	0	0	-4.98	0.64	0	0	1997.4	-0.01
willow	133	24	1977	0.76	0	3.92	2.36	0	0	0	-3.79	0.64	0	0	2001.3	0
willow	134	24	1977	0	0	3.26	2.27	0	0	0	-3.89	0.64	0	0	2004.6	0
willow	135	24	1977	0	0	3.26	2.61	0	0	0	-3.9	0.63	0	0	2007.8	0.01
willow	136	24	1977	0	0	3.48	3.11	0	0	0	-4.12	0.63	0	0	2011.3	0
willow	137	24	1977	0	0	4.08	3.91	0.01	0	0	-4.7	0.63	0	0	2015.4	-0.02
willow	138	24	1977	2.79	0	4.16	1.74	0.01	0	0	-1.99	0.62	0	0	2019.6	-0.01
willow	139	24	1977	0	0	4.95	3.38	0	0	0	-5.55	0.62	0	0	2024.5	-0.02
willow	140	24	1977	0	0	3.48	2.78	0	0	0	-4.08	0.61	0	0	2028	-0.02
willow	141	24	1977	0	0	4.2	3.6	0.01	0	0	-4.81	0.61	0	0	2032.2	-0.01
willow	142	24	1977	0	0	4.97	3.34	-0.01	0	0	-5.56	0.61	0	0	2037.2	-0.01
willow	143	24	1977	0	0	4.07	2.88	0	0	0	-4.66	0.6	0	0	2041.2	-0.01
willow	144	24	1977	2.03	0	4.22	1.71	0.01	0	0	-2.79	0.6	0	0	2045.4	0
willow	145	24	1977	0	0	3.4	2.44	-0.01	0	0	-3.98	0.59	0	0	2048.9	-0.01
willow	146	24	1977	0	0	2.75	2.36	-0.01	0	0	-3.32	0.59	0	0	2051.6	-0.01
willow	147	24	1977	0	0	2.56	2.46	0	0	0	-3.14	0.58	0	0	2054.2	0
willow	148	24	1977	1.78	0	3.69	2.06	0	0	0	-2.49	0.58	0	0	2057.9	0
willow	149	24	1977	0	0	1.73	1.74	-0.01	0	0	-2.29	0.57	0	0	2059.6	-0.01
willow	150	24	1977	0	0	1.94	1.91	0	0	0	-2.51	0.57	0	0	2061.5	0
willow	151	24	1977	0	0	1.55	1.77	0.01	0	0	-2.12	0.56	0	0	2063.1	0
willow	152	24	1977	30.99	0	5.66	2.49	0.01	0	0	24.77	0.56	0	0	2068.7	0
willow	153	24	1977	0	0	4.22	3.37	-0.01	0	0	-4.74	0.55	0	0	2073	-0.02
willow	154	24	1977	0	0	4.34	3.23	-0.01	0	0	-4.87	0.55	0	0	2077.3	-0.01
willow	155	24	1977	0	0	5.68	4.49	0	0	0	-6.22	0.54	0	0	2083	-0.01
willow	156	24	1977	0	0	4.25	3.22	0	0	0	-4.79	0.54	0	0	2087.2	0
willow	157	24	1977	0.25	0	3.88	2.21	0	0	0	-4.14	0.53	0	0	2091.1	-0.01
willow	158	24	1977	0.76	0	2.64	1.25	-0.01	0	0	-2.4	0.53	0	0	2093.7	-0.01
willow	159	24	1977	0.25	0	2.73	1.91	0	0	0	-2.99	0.52	0	0	2096.5	0
willow	160	24	1977	3.81	0	4.43	0.61	0.01	0	0	-1.14	0.52	0	0	2100.9	-0.01
willow	161	24	1977	3.05	0	4.45	0.95	0	0	0	-1.91	0.51	0	0	2105.3	0
willow	162	24	1977	0	0	3.28	2.05	0	0	0	-3.78	0.5	0	0	2108.6	-0.01
willow	163	24	1977	0	0	2.83	1.66	0	0	0	-3.33	0.5	0	0	2111.5	-0.01
willow	164	24	1977	0	0	1.79	1.54	0	0	0	-2.28	0.49	0	0	2113.2	-0.01
willow	165	24	1977	0	0	2.88	1.93	0.01	0	0	-3.37	0.49	0	0	2116.1	0
willow	166	24	1977	0	0	2.36	1.86	-0.01	0	0	-2.82	0.48	0	0	2118.5	-0.01
willow	167	24	1977	0	0	1.7	1.62	0	0	0	-2.17	0.48	0	0	2120.2	-0.01
willow	168	24	1977	2.54	0	2.75	1	0.02	0	0	-0.7	0.47	0	0	2122.9	0
willow	169	24	1977	7.62	0	4.31	0.44	0	0	0	2.84	0.47	0	0	2127.2	0
willow	170	24	1977	0	0	1.71	1.24	-0.01	0	0	-2.16	0.46	0	0	2129	-0.01
willow	171	24	1977	7.37	0	5.58	0.91	0	0	0	1.33	0.46	0	0	2134.5	-0.01
willow	172	24	1977	0	0	1.68	1.03	0	0	0	-2.12	0.45	0	0	2136.2	-0.01
willow	173	24	1977	0	0	2.42	1.12	-0.01	0	0	-2.86	0.45	0	0	2138.7	-0.01
willow	174	24	1977	0	0	2.06	1.21	0	0	0	-2.51	0.44	0	0	2140.7	-0.01
willow	175	24	1977	0	0	2.46	1.31	0	0	0	-2.89	0.44	0	0	2143.2	-0.01
willow	176	24	1977	15.24	0	5.5	1.18	0.01	0	0	9.3	0.43	0	0	2148.7	-0.01
willow	177	24	1977	0	0	3.28	2.8	0	0	0	-3.69	0.43	0	0	2151.9	-0.02
willow	178	24	1977	0	0	2.57	2.01	0	0	0	-2.97	0.43	0	0	2154.5	-0.02
willow	179	24	1977	1.78	0	3.1	0.99	0.01	0	0	-1.74	0.42	0	0	2157.6	0
willow	180	24	1977	9.4	0	6.7	2.07	-0.01	0	0	2.29	0.42	0	0	2164.3	-0.01
willow	181	24	1977	0.76	0	4.09	2.19	-0.01	0	0	-3.72	0.41	0	0	2168.4	-0.01
willow	182	24	1977	0.76	0	3.25	1.55	0	0	0	-2.88	0.41	0	0	2171.7	-0.01
willow	183	24	1977	0	0	2.57	1.11	-0.01	0	0	-2.96	0.4	0	0	2174.2	0
willow	184	24	1977	0	0	1.63	1.15	0.01	0	0	-2.02	0.4	0	0	2175.8	-0.01
willow	185	24	1977	0.25	0	2.07	1.19	0.01	0	0	-2.22	0.39	0	0	2177.9	0
willow	186	24	1977	0	0	2.05	1.08	0	0	0	-2.43	0.39	0	0	2180	-0.01
willow	187	24	1977	7.62	0	4.96	0.38	-0.01	0	0	2.29	0.39	0	0	2184.9	-0.01
willow	188	24	1977	9.14	0	5.95	1.31	0	0	0	2.81	0.38	0	0	2190.9	-0.01
willow	189	24	1977	8.89	0.44	3.97	0.16	0	0	0	4.12	0.38	0	0	2194.9	-0.02
willow	190	24	1977	0	0	3.38	2.72	0	0	0	-3.3	0.37	0	0	2198.2	-0.02
willow	191	24	1977	0	0	2.79	2.05	-0.01	0	0	-3.13	0.37	0	0	2201	-0.02
willow	192	24	1977	0.51	0	2.38	1.18	0.01	0	0	-2.24	0.37	0	0	2203.4	-0.01
willow	193	24	1977	7.37	0	6.09	1.45	0.01	0	0	0.91	0.36	0	0	2209.5	-0.01
willow	194	24	1977	0	0	2.47	1.64	0	0	0	-2.82	0.36	0	0	2212	-0.01
willow	195	24	1977	0	0	1.6	1.08	-0.01	0	0	-1.94	0.36	0	0	2213.6	-0.01
willow	196	24	1977	44.45	0	6.79	2.63	0.01	0	0	37.31	0.35	0	0	2220.4	0
willow	197	24	1977	1.27	0	5.22	3.99	0.02	0	0	-4.31	0.35	0	0	2225.6	0
willow	198	24	1977	0.76	0	6.29	5.18	0	0	0	-5.84	0.34	0	0	2231.9	-0.03
willow	199	24	1977	0	0	6.73	5.97	0	0	0	-7.06	0.34	0	0	2238.6	0
willow	200	24	1977	3.81	0	7.89	4.05	0	0	0	-4.41	0.34	0	0	2246.5	-0.01
willow	201	24	1977	0	0	5.66	5.07	0.01	0	0	-5.97	0.33	0	0	2252.1	-0.03
willow	202	24	1977	0	0	4.05	3.58	-0.01	0	0	-4.35	0.33	0	0	2256.2	-0.02
willow	203	24	1977	0	0	3.53	2.47	-0.03	0	0	-3.81	0.33	0	0	2259.7	-0.01
willow	204	24	1977	0	0	2.8	2.27	0.01	0	0	-3.12	0.32	0	0	2262.5	0
willow	205	24	1977	0	0	2.87	2.18	0	0	0	-3.18	0.32	0	0	2265.4	-0.01
willow	206	24	1977	5.33	0	5.32	0.8	0.01	0	0	-0.32	0.32	0	0	2270.7	0
willow	207	24	1977	0	0	2.58	1.42	-0.02	0	0	-2.87	0.32	0	0	2273.3	0
willow	208	24	1977	0	0	1.7	1.2	0	0	0	-2	0.31	0	0	2275	-0.01
willow	209	24	1977	0	0	1.65	1.25	0	0	0	-1.97	0.31	0	0	2276.6	0.01
willow	210	24	1977	16.51	0	5.97	1.8	0.01	0	0	10.23	0.31	0	0	2282.6	0
willow	211	24	1977	14.22	0	6.16	1.7	0.01	0	0	7.76	0.3	0	0	2288.8	-0.01
willow	212	24	1977	0	0	4.52	4.22	0	0	0	-4.81	0.3	0	0	2293.3	-0.01
willow	213	24	1977	2.54	0	6.41	3.56	0	0	0	-4.15	0.3	0	0	2299.7	-0.01
willow	214	24	1977	0	0	4.09	3.42	-0.01	0	0	-4.36	0.29	0	0	2303.8	-0.02
willow	215	24	1977	0.25	0	2.48	2.02	0	0	0	-2.52	0.29	0	0	2306.3	-0.01
willow	216	24	1977	2.54	0	4.23	1.58	0.01	0	0	-1.98	0.29	0	0	2310.5	-0.01
willow	217	24	1977	2.03	0	3.61	1.38	0	0	0	-1.85	0.29	0	0	2314.1	-0.02
willow	218	24	1977	11.18	0	4.32	0.17	0	0	0	6.57	0.28	0	0	2318.4	0
willow	219	24	1977	5.84	1.27	3.04	0.21	0	0	0	1.26	0.28	0	0	2321.5	-0.02
willow	220	24	1977	16.51	0	5.96	1.18	0	0	0	11.56	0.28	0	0	2327.4	-0.02

Attachment D-1
Honeywell
Wastebeds 9-15 SWSR Pre-Design Investigation
SHAW Output Data

RUN	DAY	HR	YR	PRECIP	precip INTRCP	ET	TRANSP	CANOPY chg in storage	SNOW chg in storage	RESIDUE chg in storage	SOIL chg in storage	PERC	RUNOFF	PONDED	Etcum	ERROR
willow	221	24	1977	0	0	4.71	3.99	-0.02	0	0	-4.95	0.28	0	0	2332.1	-0.02
willow	222	24	1977	12.95	0	7.01	2.56	0.01	0	0	5.66	0.27	0	0	2339.1	0
willow	223	24	1977	9.14	0	6.04	1.89	0.01	0	0	2.84	0.27	0	0	2345.2	-0.01
willow	224	24	1977	7.62	0	4.73	0.32	-0.02	0	0	2.66	0.27	0	0	2349.9	-0.02
willow	225	24	1977	0	0	5.67	4.92	0	0	0	-5.9	0.27	0	0	2355.6	-0.04
willow	226	24	1977	26.67	0	6.11	1.69	0	0	0	20.31	0.26	0	0	2361.7	-0.01
willow	227	24	1977	0	0	4.74	3.88	-0.01	0	0	-4.97	0.26	0	0	2366.4	-0.02
willow	228	24	1977	3.81	0	5.62	1.97	0.01	0	0	-2.07	0.26	0	0	2372.1	-0.01
willow	229	24	1977	0.25	0	3.41	2.85	0	0	0	-3.4	0.26	0	0	2375.5	-0.01
willow	230	24	1977	0	0	4.63	3.55	-0.01	0	0	-4.86	0.26	0	0	2380.1	-0.01
willow	231	24	1977	0	0	4.65	3.91	0	0	0	-4.88	0.25	0	0	2384.7	-0.02
willow	232	24	1977	0.25	0	3.48	2.58	0	0	0	-3.47	0.25	0	0	2388.2	-0.01
willow	233	24	1977	2.03	0	5.35	2.85	0	0	0	-3.55	0.25	0	0	2393.6	-0.02
willow	234	24	1977	5.59	0	6.01	1.69	0.01	0	0	-0.68	0.25	0	0	2399.6	0
willow	235	24	1977	0	0	4.11	3.42	0	0	0	-4.33	0.24	0	0	2403.7	-0.02
willow	236	24	1977	11.18	1.29	2.89	0.1	-0.01	0	0	6.78	0.24	0	0	2406.6	-0.02
willow	237	24	1977	0	0	3.48	1.84	0	0	0	-2.42	0.24	0	0	2410.1	-0.01
willow	238	24	1977	0	0	4.43	3.94	0	0	0	-4.66	0.24	0	0	2414.5	-0.02
willow	239	24	1977	0	0	3.74	3.57	0.02	0	0	-3.99	0.24	0	0	2418.2	-0.01
willow	240	24	1977	0	0	3.42	3.4	0.01	0	0	-3.68	0.23	0	0	2421.7	0.01
willow	241	24	1977	4.06	0	5.42	1.77	0	0	0	-1.57	0.23	0	0	2427.1	-0.02
willow	242	24	1977	0.76	0	3.37	1.97	-0.02	0	0	-2.81	0.23	0	0	2430.4	-0.01
willow	243	24	1977	0	0	2.35	2.05	0	0	0	-2.56	0.23	0	0	2432.8	-0.02
willow	244	24	1977	4.83	0	5.31	1.39	0.01	0	0	-0.73	0.23	0	0	2438.1	0
willow	245	24	1977	0	0	2.62	1.81	-0.01	0	0	-2.82	0.23	0	0	2440.7	-0.02
willow	246	24	1977	1.52	0	2.51	0.83	-0.01	0	0	-1.19	0.22	0	0	2443.2	-0.02
willow	247	24	1977	0	0	2.45	1.71	-0.01	0	0	-2.64	0.22	0	0	2445.7	-0.02
willow	248	24	1977	0.51	0	1.81	1.01	0.01	0	0	-1.5	0.22	0	0	2447.5	-0.02
willow	249	24	1977	0	0	1.95	1.11	-0.01	0	0	-2.14	0.22	0	0	2449.5	-0.02
willow	250	24	1977	0	0	1.91	1.19	-0.01	0	0	-2.1	0.22	0	0	2451.4	-0.02
willow	251	24	1977	0	0	1.83	1.17	0	0	0	-2.04	0.22	0	0	2453.2	-0.01
willow	252	24	1977	0	0	2.14	1.4	0.01	0	0	-2.35	0.21	0	0	2455.3	0
willow	253	24	1977	0	0	1.44	0.97	0	0	0	-1.64	0.21	0	0	2456.8	0
willow	254	24	1977	0	0	1.16	0.66	-0.01	0	0	-1.34	0.21	0	0	2457.9	-0.02
willow	255	24	1977	0	0	1.16	0.88	0	0	0	-1.36	0.21	0	0	2459.1	-0.01
willow	256	24	1977	29.46	0	4.42	0.77	0.02	0	0	24.82	0.21	0	0	2463.5	0
willow	257	24	1977	5.08	0	4.4	0.58	-0.01	0	0	0.49	0.21	0	0	2467.9	-0.01
willow	258	24	1977	0	0	3.06	2.58	0	0	0	-3.24	0.2	0	0	2471	-0.02
willow	259	24	1977	32.26	0	3.63	0.19	0.01	0	0	28.41	0.2	0	0	2474.6	0.01
willow	260	24	1977	3.81	0	3.9	0.89	0.01	0	0	-0.3	0.2	0	0	2478.5	0
willow	261	24	1977	29.97	0.09	3.36	0.18	0	0	0	26.33	0.2	0	0	2481.8	-0.01
willow	262	24	1977	0.51	0	2.75	1.9	0	0	0	-2.33	0.2	0	0	2484.6	-0.01
willow	263	24	1977	23.88	0	4.38	0.65	-0.01	0	0	19.33	0.2	0	0	2489	-0.02
willow	264	24	1977	0	0	2.88	1.87	-0.01	0	0	-3.05	0.2	0	0	2491.8	-0.01
willow	265	24	1977	0.76	0	2.35	1.17	0	0	0	-1.77	0.19	0	0	2494.2	-0.01
willow	266	24	1977	0	0	3.14	2.54	0	0	0	-3.33	0.19	0	0	2497.3	-0.01
willow	267	24	1977	11.94	0	4.13	0.59	0	0	0	7.63	0.19	0	0	2501.5	0
willow	268	24	1977	7.62	0	3.86	0.38	0	0	0	3.58	0.19	0	0	2505.3	-0.01
willow	269	24	1977	5.08	0	5.11	1.85	0.01	0	0	-0.22	0.19	0	0	2510.4	0
willow	270	24	1977	0	0	3.7	3.1	0	0	0	-3.87	0.19	0	0	2514.1	-0.02
willow	271	24	1977	1.27	0	3.38	1.63	0	0	0	-2.3	0.19	0	0	2517.5	0
willow	272	24	1977	0	0	3.37	2.5	-0.01	0	0	-3.53	0.18	0	0	2520.9	-0.02
willow	273	24	1977	7.62	0	3.12	0.24	0.01	0	0	4.3	0.18	0	0	2524	0
willow	274	24	1977	12.7	0.56	2.37	0.15	0	0	0	9.59	0.18	0	0	2526.4	-0.01
willow	275	24	1977	4.32	0.87	2.5	0	-0.01	0	0	1.35	0.18	0	0	2528.9	0
willow	276	24	1977	6.6	0	4.21	0.15	-0.01	0	0	3.09	0.18	0	0	2533.1	-0.01
willow	277	24	1977	0	0	2.59	2.08	0	0	0	-2.76	0.18	0	0	2535.7	0
willow	278	24	1977	0	0	3.15	2.58	0	0	0	-3.33	0.18	0	0	2538.8	0
willow	279	24	1977	1.27	0	3.3	1.56	0	0	0	-2.2	0.18	0	0	2542.1	0
willow	280	24	1977	0	0	2.1	1.24	-0.01	0	0	-2.26	0.17	0	0	2544.2	-0.01
willow	281	24	1977	5.59	0	3	0.67	0	0	0	2.41	0.17	0	0	2547.2	0
willow	282	24	1977	26.67	0	3.21	0.8	0.01	0	0	23.23	0.17	0	0	2550.4	0.05
willow	283	24	1977	0	0	2.38	1.5	-0.01	0	0	-2.53	0.17	0	0	2552.8	-0.01
willow	284	24	1977	0.25	0	3.14	2.16	0	0	0	-3.04	0.17	0	0	2556	-0.02
willow	285	24	1977	1.78	0	3.17	1.23	0	0	0	-1.56	0.17	0	0	2559.1	0
willow	286	24	1977	0	0	1.67	0.94	0	0	0	-1.82	0.17	0	0	2560.8	-0.02
willow	287	24	1977	1.02	0	1.49	0.31	0	0	0	-0.64	0.17	0	0	2562.3	0
willow	288	24	1977	0.51	0	2.03	1.15	0	0	0	-1.71	0.17	0	0	2564.3	0.02
willow	289	24	1977	25.15	0	2.24	0.26	0	0	0	22.72	0.16	0	0	2566.6	0.02
willow	290	24	1977	32.77	0	2.89	0.45	0	0	0	29.75	0.16	0	0	2569.5	-0.03
willow	291	24	1977	0.25	0	1.54	0.68	0	0	0	-1.44	0.16	0	0	2571	-0.01
willow	292	24	1977	0.25	0	1.32	0.62	0	0	0	-1.25	0.16	0	0	2572.3	0.02
willow	293	24	1977	0	0	1.74	0.8	0	0	0	-1.91	0.16	0	0	2574.1	0
willow	294	24	1977	0	0	2.16	1.15	0	0	0	-2.33	0.16	0	0	2576.2	0.01
willow	295	24	1977	1.52	0	2.26	0.6	0	0	0	-0.88	0.16	0	0	2578.5	-0.01
willow	296	24	1977	0	0	1.59	0.43	-0.01	0	0	-1.75	0.16	0	0	2580.1	0.01
willow	297	24	1977	0	0	1.84	0.79	0	0	0	-2	0.16	0	0	2581.9	-0.01
willow	298	24	1977	0	0	1.99	0.92	0.01	0	0	-2.15	0.16	0	0	2583.9	-0.01
willow	299	24	1977	0	0	1.78	0.75	0	0	0	-1.95	0.16	0	0	2585.7	0.01
willow	300	24	1977	0	0	1.11	0.4	0	0	0	-1.28	0.16	0	0	2586.8	0.01
willow	301	24	1977	0	0	1.43	0.25	0	0	0	-1.57	0.15	0	0	2588.2	-0.01
willow	302	24	1977	0	0	1.59	0.21	0	0	0	-1.74	0.15	0	0	2589.8	0
willow	303	24	1977	0	0	1.9	0.17	0	0	0	-2.05	0.15	0	0	2591.7	0
willow	304	24	1977	0	0	1.86	0.11	0	0	0	-2.02	0.15	0	0	2593.6	0
willow	305	24	1977	0	0	2.71	0	0	0	0	-2.86	0.15	0	0	2596.3	0
willow	306	24	1977	0	0	2.18	0	0	0	0	-2.33	0.15	0	0	2598.4	0
willow	307	24	1977	0	0	1.96	0	0	0	0	-2.11	0.15	0	0	2600.4	0
willow	308	24	1977	21.34	0	1.18	0	0	0	0	20.01	0.15	0	0	2601.6	0
willow	309	24	1977	0	0	1.67	0	0	0	0	-1.82	0.15	0	0	2603.3	0
willow	310	24	1977	0	0	1.27	0	0	0	0	-1.42	0.15	0	0	2604.5	0
willow	311	24	1977	20.83	0	1.43	0	0	0	0	19.25	0.15	0	0	2605.9	0
willow	312	24	1977	6.35	0	2.17	0	0	0	0	4.02	0.15	0	0	2608.1	0
willow	313	24	1977	0	0	1.38	0	0	0	0	-1.53	0.15	0	0	2609.5	0
willow	314	24	1977	25.91	0	1.83	0	0	0	0	23.93	0.15	0	0	2611.3	0
willow	315	24	1977	2.79	0	2.5	0	0	0	0	0.15	0.15	0	0	2613.8	0
willow	316	24	1977	0	0	1.71	0	0	0	0	-1.86	0.15	0	0	2615.5	0
willow	317	24	1977	0.25	0	1.97	0	0	0	0	-1.87	0.15	0	0	2617.5	0
willow	318	24	1977	0	0	2.05	0	0	0	0	-2.21	0.15	0	0	2619.6	0
willow	319	24	1977	0.51	0	0.16	0	0	0	0	0.19	0.15	0	0	2619.7	0
willow	320	24	1977	1.78	0	2.56	0	0	0	0	-0.94	0.15	0	0	2622.3	0
willow	321	24	1977	5.59	0	0.87	0	0	0	0	4.56	0.16	0	0	2623.1	0
willow	322	24	1977	2.54	0	2.2	0	0	0	0	0.18	0.16	0	0	2625.4	0
willow	323	24	1977	5.84	0	1.11	0	0	0	0	4.57	0.16	0	0	2626.5	0

Attachment D-1
Honeywell
Wastebeds 9-15 SWSR Pre-Design Investigation
SHAW Output Data

RUN	DAY	HR	YR	PRECIP	precip INTRCP	ET	TRANSP	CANOPY chg in storage	SNOW chg in storage	RESIDUE chg in storage	SOIL chg in storage	PERC	RUNOFF	PONDED	Etcum	ERROR
willow	324	24	1977	0.25	0	0.73	0	0	0	0	-0.63	0.16	0	0	2627.2	0
willow	325	24	1977	13.72	0	0.83	0	0	0	0	12.73	0.16	0	0	2628	0
willow	326	24	1977	0	0	1.28	0	0	0	0	-1.44	0.16	0	0	2629.3	0
willow	327	24	1977	2.03	0	1	0	0	0	0	0.87	0.16	0	0	2630.3	0
willow	328	24	1977	0	0	1.14	0	0	0	0	-1.3	0.16	0	0	2631.4	0
willow	329	24	1977	3.05	0	1.79	0	0	0	0	1.1	0.16	0	0	2633.2	0
willow	330	24	1977	14.48	0	0.7	0	0	14.55	0	-0.95	0.17	0	0	2633.9	0
willow	331	24	1977	2.79	0	0.21	0	0	2.71	0	-0.3	0.17	0	0	2634.1	0
willow	332	24	1977	1.78	0	-0.08	0	0	1.93	0	-0.23	0.17	0	0	2634.1	0
willow	333	24	1977	0	0	-0.01	0	0	0.09	0	-0.25	0.17	0	0	2634	0
willow	334	24	1977	3.05	0	-0.07	0	0	3.08	0	-0.14	0.17	0	0	2634	0
willow	335	24	1977	6.6	0	-0.71	0	0	-20.19	0	27.33	0.18	0	0	2633.3	0
willow	336	24	1977	0.76	0	1.17	0	0	-2.17	0	1.59	0.18	0	0	2634.4	0
willow	337	24	1977	2.54	0	0.73	0	0	0	0	1.62	0.18	0	0	2635.2	0
willow	338	24	1977	0	0	1.78	0	0	0	0	-1.97	0.19	0	0	2636.9	0
willow	339	24	1977	14.22	0	0.41	0	0	14.3	0	-0.67	0.19	0	0	2637.3	0
willow	340	24	1977	3.81	0	-0.13	0	0	4	0	-0.26	0.19	0	0	2637.2	0
willow	341	24	1977	3.05	0	-0.15	0	0	3.31	0	-0.31	0.2	0	0	2637.1	0
willow	342	24	1977	2.79	0	-0.06	0	0	2.96	0	-0.3	0.2	0	0	2637	0
willow	343	24	1977	2.29	0	0.67	0	0	1.68	0	-0.27	0.2	0	0	2637.7	0
willow	344	24	1977	0.76	0	0	0	0	0.9	0	-0.34	0.21	0	0	2637.7	0
willow	345	24	1977	0	0	-0.01	0	0	0.2	0	-0.4	0.21	0	0	2637.7	0
willow	346	24	1977	1.52	0	0.05	0	0	1.63	0	-0.37	0.22	0	0	2637.7	0
willow	347	24	1977	4.57	0	0.03	0	0	4.61	0	-0.29	0.22	0	0	2637.7	0
willow	348	24	1977	41.66	0	-0.13	0	0	-0.79	0	3.77	0.23	38.58	0	2637.6	0
willow	349	24	1977	2.54	0	-0.14	0	0	-0.65	0	3.1	0.23	0	0	2637.5	0
willow	350	24	1977	0	0	-0.09	0	0	-0.37	0	0.22	0.24	0	0	2637.4	0
willow	351	24	1977	0	0	0.16	0	0	-0.11	0	-0.29	0.25	0	0	2637.5	0
willow	352	24	1977	2.29	0	0.51	0	0	1.84	0	-0.32	0.25	0	0	2638	0
willow	353	24	1977	3.56	0	0.06	0	0	0.72	0	2.52	0.26	0	0	2638.1	0
willow	354	24	1977	0.51	0	0.39	0	0	-0.89	0	0.75	0.26	0	0	2638.5	0
willow	355	24	1977	15.75	0	0.05	0	0	0.38	0	11.12	0.27	3.92	0	2638.5	0
willow	356	24	1977	0	0	0.47	0	0	-0.45	0	-0.3	0.28	0	0	2639	0
willow	357	24	1977	0	0	0.43	0	0	-0.38	0	-0.34	0.28	0	0	2639.4	0
willow	358	24	1977	0	0	0.14	0	0	-1.6	0	1.17	0.29	0	0	2639.6	0
willow	359	24	1977	0.76	0	0.41	0	0	-3.56	0	3.62	0.3	0	0	2640	0
willow	360	24	1977	0	0	0.91	0	0	-0.7	0	-0.52	0.3	0	0	2640.9	0
willow	361	24	1977	0	0	0.44	0	0	-0.22	0	-0.53	0.31	0	0	2641.4	0
willow	362	24	1977	0	0	0.25	0	0	-0.02	0	-0.55	0.32	0	0	2641.6	0
willow	363	24	1977	0	0	0.34	0	0	-0.17	0	-0.49	0.32	0	0	2642	0
willow	364	24	1977	0	0	0.09	0	0	-0.26	0	-0.38	0.33	0.22	0	2642	0
willow	365	24	1977	0	0	0.17	0	0	-0.08	0	-0.43	0.34	0	0	2642.2	0
willow	1	24	1978	5.08	0	0.12	0	0	5.05	0	-0.43	0.34	0	0	2642.3	0
willow	2	24	1978	3.05	0	0.31	0	0	2.77	0	-0.38	0.35	0	0	2642.7	0
willow	3	24	1978	0.76	0	0.15	0	0	0.66	0	-0.4	0.35	0	0	2642.8	0
willow	4	24	1978	1.27	0	0.13	0	0	1.18	0	-0.41	0.36	0	0	2642.9	0
willow	5	24	1978	0	0	-0.11	0	0	0.15	0	-0.4	0.37	0	0	2642.8	0
willow	6	24	1978	0	0	-0.03	0	0	0.07	0	-0.42	0.37	0	0	2642.8	0
willow	7	24	1978	0.76	0	0.26	0	0	0.52	0	-0.4	0.38	0	0	2643.1	0
willow	8	24	1978	8.89	0	-0.5	0	0	-16.66	0	-0.32	0.39	25.99	0	2642.6	0
willow	9	24	1978	17.53	0	1.33	0	0	16.17	0	-0.48	0.39	0.11	0	2643.9	0
willow	10	24	1978	5.08	0	0.12	0	0	4.99	0	-0.42	0.4	0	0	2644	0
willow	11	24	1978	0	0	-0.07	0	0	0.09	0	-0.42	0.4	0	0	2643.9	0
willow	12	24	1978	0	0	-0.02	0	0	0.03	0	-0.43	0.41	0	0	2643.9	0
willow	13	24	1978	0.51	0	0.04	0	0	0.49	0	-0.43	0.42	0	0	2643.9	0
willow	14	24	1978	11.94	0	0.19	0	0	11.77	0	-0.45	0.42	0	0	2644.1	0
willow	15	24	1978	1.02	0	-0.04	0	0	1.07	0	-0.44	0.43	0	0	2644.1	0
willow	16	24	1978	0.25	0	0.23	0	0	0.03	0	-0.45	0.43	0	0	2644.3	0
willow	17	24	1978	13.46	0	-0.05	0	0	13.52	0	-0.45	0.44	0	0	2644.3	0
willow	18	24	1978	8.64	0	-0.1	0	0	8.75	0	-0.45	0.44	0	0	2644.2	0
willow	19	24	1978	0	0	-0.09	0	0	0.1	0	-0.46	0.45	0	0	2644.1	0
willow	20	24	1978	29.72	0	-0.03	0	0	29.76	0	-0.47	0.45	0	0	2644.1	0
willow	21	24	1978	6.86	0	-0.02	0	0	6.89	0	-0.47	0.46	0	0	2644	0
willow	22	24	1978	0	0	0	0	0	0.01	0	-0.47	0.46	0	0	2644	0
willow	23	24	1978	0	0	-0.01	0	0	0.02	0	-0.48	0.47	0	0	2644	0
willow	24	24	1978	1.27	0	0.09	0	0	1.19	0	-0.48	0.47	0	0	2644.1	0
willow	25	24	1978	10.16	0	-0.12	0	0	3.1	0	-0.45	0.47	7.16	0	2644	0
willow	26	24	1978	13.21	0	0.51	0	0	8.41	0	-0.46	0.48	4.27	0	2644.5	0
willow	27	24	1978	1.78	0	0.5	0	0	0.48	0	-0.47	0.48	0.79	0	2645	0
willow	28	24	1978	2.54	0	0.03	0	0	2.5	0	-0.48	0.48	0	0	2645	0
willow	29	24	1978	1.02	0	0.02	0	0	1	0	-0.49	0.48	0	0	2645.1	0
willow	30	24	1978	1.27	0	-0.02	0	0	1.3	0	-0.5	0.49	0	0	2645	0
willow	31	24	1978	0.51	0	0.08	0	0	0.44	0	-0.5	0.49	0	0	2645.1	0
willow	32	24	1978	0.51	0	0.3	0	0	0.22	0	-0.5	0.49	0	0	2645.4	0
willow	33	24	1978	0	0	-0.01	0	0	0.02	0	-0.51	0.49	0	0	2645.4	0
willow	34	24	1978	0	0	-0.04	0	0	0.06	0	-0.51	0.49	0	0	2645.4	0
willow	35	24	1978	0	0	0.02	0	0	0	0	-0.52	0.49	0	0	2645.4	0
willow	36	24	1978	0	0	0.06	0	0	-0.03	0	-0.53	0.5	0	0	2645.5	0
willow	37	24	1978	8.13	0	-0.13	0	0	8.29	0	-0.53	0.5	0	0	2645.3	0
willow	38	24	1978	1.02	0	0.13	0	0	0.9	0	-0.52	0.5	0	0	2645.5	0
willow	39	24	1978	0	0	-0.04	0	0	0.05	0	-0.51	0.5	0	0	2645.4	0
willow	40	24	1978	0	0	-0.07	0	0	0.08	0	-0.51	0.5	0	0	2645.4	0
willow	41	24	1978	1.02	0	-0.06	0	0	1.09	0	-0.52	0.5	0	0	2645.3	0
willow	42	24	1978	1.02	0	-0.17	0	0	1.21	0	-0.52	0.5	0	0	2645.1	0
willow	43	24	1978	0.51	0	0.16	0	0	0.36	0	-0.51	0.5	0	0	2645.3	0
willow	44	24	1978	0.51	0	0.01	0	0	0.52	0	-0.51	0.5	0	0	2645.3	0
willow	45	24	1978	0	0	0.04	0	0	-0.02	0	-0.52	0.5	0	0	2645.3	0
willow	46	24	1978	0	0	0	0	0	0.02	0	-0.52	0.5	0	0	2645.3	0
willow	47	24	1978	0	0	0.01	0	0	0.02	0	-0.52	0.5	0	0	2645.3	0
willow	48	24	1978	0	0	-0.05	0	0	0.07	0	-0.52	0.5	0	0	2645.3	0
willow	49	24	1978	0	0	0.11	0	0	-0.09	0	-0.52	0.5	0	0	2645.4	0
willow	50	24	1978	0	0	0.01	0	0	0.02	0	-0.52	0.5	0	0	2645.4	0
willow	51	24	1978	0	0	0.07	0	0	-0.04	0	-0.52	0.5	0	0	2645.5	0
willow	52	24	1978	0	0	0.1	0	0	-0.08	0	-0.52	0.5	0	0	2645.6	0
willow	53	24	1978	1.78	0	0.1	0	0	1.7	0	-0.52	0.5	0	0	2645.7	0
willow	54	24	1978	0	0	0.38	0	0	-0.36	0	-0.52	0.5	0	0	2646	0
willow	55	24	1978	0	0	0.4	0	0	-0.39	0	-0.51	0.5	0	0	2646.4	0
willow	56	24	1978	2.03	0	0.01	0	0	2.04	0	-0.51	0.5	0	0	2646.5	0
willow	57	24	1978	2.79	0	0.17	0	0	2.64	0	-0.51	0.5	0	0	2646.6	0
willow	58	24	1978	1.02	0	0.14	0	0	0.88	0	-0.51	0.49	0	0	2646.8	0
willow	59	24	1978	0	0	-0.03	0	0	0.04	0	-0.51	0.49	0	0	2646.7	0
willow	60	24	1978	0.51	0	0.06	0	0	0.46	0	-0.51	0.49	0	0	2646.8	0
willow	61	24	1978	0	0	0.22	0	0	-0.21	0	-0.51	0.49	0	0	2647	0

Attachment D-1
Honeywell
Wastebeds 9-15 SWSR Pre-Design Investigation
SHAW Output Data

RUN	DAY	HR	YR	PRECIP	precip INTRCP	ET	TRANSP	CANOPY chg in storage	SNOW chg in storage	RESIDUE chg in storage	SOIL chg in storage	PERC	RUNOFF	PONDED	Etcum	ERROR
willow	62	24	1978	3.3	0	-0.03	0	0	3.36	0	-0.51	0.49	0	0	2647	0
willow	63	24	1978	1.27	0	0.17	0	0	1.12	0	-0.51	0.49	0	0	2647.2	0
willow	64	24	1978	1.27	0	0.23	0	0	1.06	0	-0.5	0.49	0	0	2647.4	0
willow	65	24	1978	1.52	0	0.4	0	0	1.14	0	-0.5	0.49	0	0	2647.8	0
willow	66	24	1978	0	0	0.11	0	0	-0.1	0	-0.5	0.49	0	0	2647.9	0
willow	67	24	1978	0	0	0.09	0	0	-0.07	0	-0.5	0.48	0	0	2648	0
willow	68	24	1978	0	0	0.13	0	0	-0.11	0	-0.5	0.48	0	0	2648.1	0
willow	69	24	1978	0	0	0.15	0	0	-0.13	0	-0.5	0.48	0	0	2648.3	0
willow	70	24	1978	0.25	0	0.19	0	0	0.07	0	-0.49	0.48	0	0	2648.4	0
willow	71	24	1978	0	0	-0.01	0	0	-1.27	0	-0.47	0.48	1.27	0	2648.4	0
willow	72	24	1978	0	0	0.04	0	0	-3.24	0	-0.2	0.48	2.92	0	2648.5	0
willow	73	24	1978	1.27	0	-0.18	0	0	-26.82	0	0.96	0.48	26.85	0	2648.3	0
willow	74	24	1978	0.76	0	0.33	0	0	-11.88	0	3.51	0.47	8.33	0	2648.6	0
willow	75	24	1978	0	0	0.45	0	0	-3.81	0	2.78	0.47	0.11	0	2649.1	0
willow	76	24	1978	0	0	0.85	0	0	-1.21	0	-0.11	0.47	0	0	2649.9	0
willow	77	24	1978	0.51	0	0.81	0	0	-0.45	0	-0.32	0.47	0	0	2650.7	0
willow	78	24	1978	0.25	0	0.71	0	0	-11.71	0	8.47	0.47	2.32	0	2651.4	0
willow	79	24	1978	0	0	0.33	0	0	-12.83	0	10.6	0.47	1.44	0	2651.8	0
willow	80	24	1978	12.95	0	-0.35	0	0	-37	0	25.71	0.47	24.14	0	2651.4	0
willow	81	24	1978	5.59	0	0.06	0	0	-24.91	0	29.13	0.46	0.84	0	2651.5	0
willow	82	24	1978	2.54	0	0.08	0	0	-15.03	0	17	0.46	0	0	2651.6	0.03
willow	83	24	1978	0	0	2.18	0	0	-1.93	0	-0.71	0.46	0	0	2653.7	0
willow	84	24	1978	0.51	0	1.19	0	0	-1.54	0	0.4	0.46	0	0	2654.9	0
willow	85	24	1978	33.78	0	0.38	0	0	33.49	0	-0.54	0.46	0	0	2655.3	0
willow	86	24	1978	9.65	0	-0.27	0	0	-6.65	0	3.7	0.46	12.42	0	2655	0
willow	87	24	1978	0.76	0	-0.27	0	0	-12.24	0	4.84	0.45	7.98	0	2654.8	0
willow	88	24	1978	0.25	0	0.64	0	0	-8.13	0	4.22	0.45	3.06	0	2655.4	0
willow	89	24	1978	0	0	0.67	0	0	-6.38	0	3.19	0.46	2.07	0	2656.1	0
willow	90	24	1978	1.27	0	0.42	0	0	-4.42	0	3.25	0.46	1.56	0	2656.5	0
willow	91	24	1978	4.32	0	3.36	0	0	0	0	0.5	0.46	0	0	2659.9	0
willow	92	24	1978	0	0	5.59	0	0	0	0	-6.05	0.47	0	0	2665.5	0
willow	93	24	1978	0	0	1.75	0	0	0	0	-2.23	0.48	0	0	2667.2	0
willow	94	24	1978	9.65	0	1.84	0	0	0	0	7.32	0.49	0	0	2669	0.01
willow	95	24	1978	1.02	0	3.25	0	0	0	0	-2.73	0.5	0	0	2672.3	0
willow	96	24	1978	0.76	0	2.31	0	0	0	0	-2.07	0.52	0	0	2674.6	0
willow	97	24	1978	6.86	0	3.19	0	0	0	0	3.13	0.54	0	0	2677.8	0
willow	98	24	1978	0	0	4.27	0	0	0	0	-4.83	0.56	0	0	2682.1	0
willow	99	24	1978	0	0	2.42	0	0	0	0	-3	0.59	0	0	2684.5	0
willow	100	24	1978	0	0	3.79	0	0	0	0	-4.41	0.62	0	0	2688.3	0
willow	101	24	1978	8.64	0	5.24	0	0	0	0	2.75	0.66	0	0	2693.5	0
willow	102	24	1978	1.52	0	5	0	0	0	0	-4.17	0.7	0	0	2698.5	0
willow	103	24	1978	0	0	6.36	0	0	0	0	-7.1	0.74	0	0	2704.9	0
willow	104	24	1978	1.02	0	4.41	0	0	0	0	-4.17	0.78	0	0	2709.3	0
willow	105	24	1978	0.51	0	3	0	0	0	0	-3.32	0.83	0	0	2712.3	0
willow	106	24	1978	0	0	3.13	0	0	0	0	-4.01	0.88	0	0	2715.4	0
willow	107	24	1978	0	0	3.39	0	0	0	0	-4.31	0.93	0	0	2718.8	0
willow	108	24	1978	0	0	5.19	0	0	0	0	-6.16	0.97	0	0	2724	0
willow	109	24	1978	3.3	0	5.13	0	0	0	0	-2.84	1.01	0	0	2729.1	0
willow	110	24	1978	8.89	0	3.75	0	0	0	0	4.09	1.06	0	0	2732.8	0
willow	111	24	1978	1.02	0	3.75	0	0	0	0	-3.82	1.09	0	0	2736.6	0
willow	112	24	1978	0	0	2.89	0	0	0	0	-4.01	1.13	0	0	2739.5	0
willow	113	24	1978	0	0	4.73	0	0	0	0	-5.89	1.16	0	0	2744.2	0
willow	114	24	1978	0	0	5	0	0	0	0	-6.18	1.18	0	0	2749.2	0
willow	115	24	1978	0	0	2.96	0	0	0	0	-4.16	1.2	0	0	2752.2	0
willow	116	24	1978	0	0	2.96	0	0	0	0	-4.18	1.22	0	0	2755.1	0
willow	117	24	1978	0	0	3.54	0	0	0	0	-4.77	1.23	0	0	2758.7	0
willow	118	24	1978	0	0	5.11	0	0	0	0	-6.35	1.24	0	0	2763.8	0
willow	119	24	1978	0	0	4.79	0	0	0	0	-6.03	1.25	0	0	2768.6	0
willow	120	24	1978	0	0	5.68	0	0	0	0	-6.93	1.25	0	0	2774.3	0
willow	121	24	1978	0	0	2.84	0	0	0	0	-4.09	1.25	0	0	2777.1	0
willow	122	24	1978	0	0	2.83	0.23	0	0	0	-4.08	1.24	0	0	2779.9	0
willow	123	24	1978	0	0	1.18	0.48	0	0	0	-2.43	1.24	0	0	2781.1	0.01
willow	124	24	1978	0	0	1.08	0.62	0	0	0	-2.31	1.23	0	0	2782.2	0
willow	125	24	1978	3.56	0	3.28	0.51	0	0	0	-0.95	1.22	0	0	2785.5	0
willow	126	24	1978	3.05	0	1.77	0.19	0	0	0	0.06	1.21	0	0	2787.2	0
willow	127	24	1978	2.03	0	4.24	0.93	0	0	0	-3.4	1.2	0	0	2791.5	-0.01
willow	128	24	1978	5.08	0	5.47	1.33	0	0	0	-1.56	1.19	0	0	2796.9	-0.02
willow	129	24	1978	10.41	0	5.34	1.51	0	0	0	3.91	1.18	0	0	2802.3	-0.01
willow	130	24	1978	0	0	4.15	1.41	0	0	0	-5.29	1.16	0	0	2806.4	-0.03
willow	131	24	1978	0	0	4.16	2.13	0	0	0	-5.3	1.15	0	0	2810.6	-0.01
willow	132	24	1978	0	0	3.83	2.19	0	0	0	-4.97	1.14	0	0	2814.4	0
willow	133	24	1978	0	0	3.07	1.96	0	0	0	-4.2	1.12	0	0	2817.5	0.01
willow	134	24	1978	0.51	0	4.89	2.56	0	0	0	-5.45	1.1	0	0	2822.4	-0.04
willow	135	24	1978	0	0	3.6	2.03	0	0	0	-4.67	1.09	0	0	2826	-0.02
willow	136	24	1978	6.1	0	4.82	1.46	0	0	0	0.19	1.07	0	0	2830.8	0.01
willow	137	24	1978	0.76	0	4.53	2.19	0	0	0	-4.83	1.06	0	0	2835.4	0
willow	138	24	1978	0	0	3.92	2.51	0	0	0	-4.95	1.04	0	0	2839.3	-0.01
willow	139	24	1978	0	0	3.45	2.62	0	0	0	-4.46	1.03	0	0	2842.7	-0.02
willow	140	24	1978	10.67	0	5.43	2.09	0	0	0	4.24	1.01	0	0	2848.2	-0.01
willow	141	24	1978	1.02	0	3.41	1.75	0	0	0	-3.38	0.99	0	0	2851.6	-0.01
willow	142	24	1978	0	0	4.73	3.53	0	0	0	-5.69	0.98	0	0	2856.3	-0.01
willow	143	24	1978	0	0	3.65	3.28	0	0	0	-4.61	0.96	0	0	2859.9	-0.01
willow	144	24	1978	0	0	3.17	2.77	0	0	0	-4.1	0.95	0	0	2863.1	-0.01
willow	145	24	1978	0	0	3.08	2.72	0	0	0	-4	0.93	0	0	2866.2	-0.01
willow	146	24	1978	0	0	3.67	3.38	0	0	0	-4.59	0.92	0	0	2869.9	-0.01
willow	147	24	1978	0	0	3.24	2.98	0	0	0	-4.14	0.9	0	0	2873.1	-0.01
willow	148	24	1978	0	0	3.01	2.8	0	0	0	-3.89	0.89	0	0	2876.1	-0.01
willow	149	24	1978	4.57	0	4.09	0.41	0	0	0	-0.39	0.88	0	0	2880.2	-0.01
willow	150	24	1978	0	0	3.77	3.43	0	0	0	-4.61	0.86	0	0	2884	-0.02
willow	151	24	1978	0.51	0	4.55	3.23	0	0	0	-4.87	0.85	0	0	2888.5	-0.02
willow	152	24	1978	0	0	3.77	2.57	0	0	0	-4.58	0.84	0	0	2892.3	-0.02
willow	153	24	1978	20.57	0	4.82	0.9	0	0	0	14.95	0.82	0	0	2897.1	-0.01
willow	154	24	1978	1.27	0	4.78	2.82	0	0	0	-4.29	0.81	0	0	2901.9	-0.02
willow	155	24	1978	0	0	5.6	4.41	0	0	0	-6.38	0.8	0	0	2907.5	-0.01
willow	156	24	1978	3.81	0	5.74	1.77	0	0	0	-2.71	0.78	0	0	2913.2	0
willow	157	24	1978	0	0	4.54	3.8	0	0	0	-5.3	0.77	0	0	2917.8	-0.02
willow	158	24	1978	5.59	0	5.44	1.09	0	0	0	-0.61	0.76	0	0	2923.2	-0.01
willow	159	24	1978	0.76	0	2.61	1.88	0	0	0	-2.61	0.75	0	0	2925.8	0.01
willow	160	24	1978	1.78	0	4.57	2.34	0	0	0	-3.51	0.74	0	0	2930.4	-0.02
willow	161	24	1978	0	0	2.95	2.54	0	0	0	-3.65	0.73	0	0	2933.4	-0.02
willow	162	24	1978	0	0	2.8	2.61	0	0	0	-3.49	0.71	0	0	2936.2	-0.03
willow	163	24	1978	6.1	0	6.67	2.21	0	0	0	-1.26	0.7	0	0	2942.8	-0.02
willow	164	24	1978	4.06	0	5.68	1.12	0	0	0	-2.28	0.69	0	0	2948.5	-0.02

Attachment D-1
Honeywell
Wastebeds 9-15 SWSR Pre-Design Investigation
SHAW Output Data

RUN	DAY	HR	YR	PRECIP	precip INTRCP	ET	TRANSP	CANOPY chg in storage	SNOW chg in storage	RESIDUE chg in storage	SOIL chg in storage	PERC	RUNOFF	PONDED	Etcum	ERROR
willow	165	24	1978	0	0	3.66	2.32	0	0	0	-4.33	0.68	0	0	2952.2	-0.01
willow	166	24	1978	0	0	3.17	2.33	0	0	0	-3.85	0.67	0	0	2955.3	0
willow	167	24	1978	0	0	2.98	2.28	0	0	0	-3.64	0.66	0	0	2958.3	0
willow	168	24	1978	0	0	2.51	2.07	0	0	0	-3.16	0.65	0	0	2960.8	0
willow	169	24	1978	6.1	0	4.92	0.65	0.01	0	0	0.53	0.64	0	0	2965.7	-0.01
willow	170	24	1978	15.49	0	5.95	1.09	0	0	0	8.93	0.63	0	0	2971.7	-0.02
willow	171	24	1978	0	0	5.25	4.66	0	0	0	-5.84	0.62	0	0	2976.9	-0.03
willow	172	24	1978	23.37	0.23	4.51	0.29	0	0	0	18.02	0.61	0	0	2981.5	-0.01
willow	173	24	1978	0	0	4.47	3.78	0	0	0	-4.85	0.61	0	0	2985.9	0
willow	174	24	1978	0	0	3.97	3.46	0	0	0	-4.55	0.6	0	0	2989.9	-0.02
willow	175	24	1978	0	0	4.04	3.74	0	0	0	-4.61	0.59	0	0	2993.9	-0.01
willow	176	24	1978	0	0	5.64	5.27	0	0	0	-6.21	0.58	0	0	2999.6	-0.02
willow	177	24	1978	0.51	0	5.18	4.19	0	0	0	-5.25	0.57	0	0	3004.8	0
willow	178	24	1978	0	0	3.73	3.45	0	0	0	-4.3	0.56	0	0	3008.5	0
willow	179	24	1978	0	0	2.64	2.23	-0.01	0	0	-3.17	0.56	0	0	3011.1	-0.02
willow	180	24	1978	1.52	0	4.21	2.21	0	0	0	-3.23	0.55	0	0	3015.3	0
willow	181	24	1978	0	0	2.42	1.85	-0.01	0	0	-2.95	0.54	0	0	3017.8	-0.01
willow	182	24	1978	0	0	2.43	1.92	0	0	0	-2.96	0.53	0	0	3020.2	0
willow	183	24	1978	0	0	1.95	1.64	0	0	0	-2.48	0.53	0	0	3022.1	0.01
willow	184	24	1978	1.02	0	3.22	1.74	0	0	0	-2.73	0.52	0	0	3025.4	0
willow	185	24	1978	0	0	2.2	1.56	0	0	0	-2.7	0.51	0	0	3027.6	-0.01
willow	186	24	1978	0	0	1.62	1.35	0	0	0	-2.14	0.51	0	0	3029.2	0.01
willow	187	24	1978	0	0	2.12	1.61	0	0	0	-2.61	0.5	0	0	3031.3	-0.01
willow	188	24	1978	0	0	2.2	1.6	0	0	0	-2.68	0.49	0	0	3033.5	-0.01
willow	189	24	1978	1.02	0	2.63	1.27	0	0	0	-2.1	0.49	0	0	3036.1	0
willow	190	24	1978	0	0	1.29	1.02	0	0	0	-1.75	0.48	0	0	3037.4	-0.02
willow	191	24	1978	2.03	0	2.56	0.76	0	0	0	-0.98	0.47	0	0	3040	-0.01
willow	192	24	1978	0	0	1.18	0.86	-0.01	0	0	-1.63	0.47	0	0	3041.2	-0.01
willow	193	24	1978	0	0	1.1	0.93	0	0	0	-1.56	0.46	0	0	3042.2	0
willow	194	24	1978	0	0	1.03	0.96	0	0	0	-1.48	0.46	0	0	3043.3	-0.01
willow	195	24	1978	0	0	0.83	0.91	0.01	0	0	-1.29	0.45	0	0	3044.1	0
willow	196	24	1978	0	0	0.74	0.82	0	0	0	-1.16	0.44	0	0	3044.8	-0.02
willow	197	24	1978	6.35	0	4.74	0.14	0	0	0	1.11	0.44	0	0	3049.6	0.06
willow	198	24	1978	0	0	1.38	0.81	0	0	0	-1.8	0.43	0	0	3051	-0.02
willow	199	24	1978	0	0	1.28	0.87	0	0	0	-1.68	0.43	0	0	3052.2	-0.02
willow	200	24	1978	0	0	1.23	0.93	0	0	0	-1.65	0.42	0	0	3053.5	0
willow	201	24	1978	0	0	1	0.93	0.01	0	0	-1.43	0.42	0	0	3054.5	0
willow	202	24	1978	1.78	0	2.29	0.74	0	0	0	-0.92	0.41	0	0	3056.8	-0.01
willow	203	24	1978	6.6	0	5.52	0.48	0	0	0	0.69	0.41	0	0	3062.3	-0.01
willow	204	24	1978	2.79	0	3.54	0.64	0	0	0	-1.14	0.4	0	0	3065.8	-0.01
willow	205	24	1978	0	0	1.36	0.73	-0.01	0	0	-1.73	0.4	0	0	3067.2	-0.02
willow	206	24	1978	0.25	0	0.82	0.56	0	0	0	-0.96	0.39	0	0	3068	-0.01
willow	207	24	1978	0	0	0.58	0.63	0	0	0	-0.97	0.39	0	0	3068.6	0
willow	208	24	1978	42.42	0	7.29	2.28	0	0	0	34.76	0.39	0	0	3075.9	-0.02
willow	209	24	1978	0	0	4	3.46	-0.01	0	0	-4.36	0.38	0	0	3079.9	-0.02
willow	210	24	1978	5.59	0	6.54	1.06	0	0	0	-1.29	0.38	0	0	3086.4	-0.03
willow	211	24	1978	0	0	5.28	4.75	0	0	0	-5.64	0.37	0	0	3091.7	-0.02
willow	212	24	1978	0.76	0	4.41	3.41	0	0	0	-4.01	0.37	0	0	3096.1	-0.01
willow	213	24	1978	0	0	3.35	3.29	0	0	0	-3.72	0.36	0	0	3099.5	0
willow	214	24	1978	0	0	4.06	3.88	0	0	0	-4.41	0.36	0	0	3103.5	-0.01
willow	215	24	1978	20.83	0	7.54	2.24	0	0	0	12.93	0.36	0	0	3111.1	0
willow	216	24	1978	0	0	5.45	4.8	-0.01	0	0	-5.77	0.35	0	0	3116.5	-0.03
willow	217	24	1978	0	0	4.87	4.55	0	0	0	-5.2	0.35	0	0	3121.4	-0.02
willow	218	24	1978	0.76	0	4.38	3.49	0.01	0	0	-3.97	0.35	0	0	3125.8	0
willow	219	24	1978	4.32	0	4.78	0.67	0	0	0	-0.76	0.34	0	0	3130.5	-0.05
willow	220	24	1978	0	0	3.55	3.23	0	0	0	-3.87	0.34	0	0	3134.1	-0.01
willow	221	24	1978	39.88	0	7.84	2.51	0	0	0	31.73	0.33	0	0	3141.9	-0.02
willow	222	24	1978	0	0	4.4	3.99	-0.01	0	0	-4.7	0.33	0	0	3146.3	-0.03
willow	223	24	1978	0	0	3.56	3.33	0	0	0	-3.87	0.33	0	0	3149.9	-0.02
willow	224	24	1978	0	0	3.44	3.38	0.01	0	0	-3.78	0.32	0	0	3153.3	0.01
willow	225	24	1978	0	0	5.32	5.12	0	0	0	-5.61	0.32	0	0	3158.7	-0.03
willow	226	24	1978	0	0	4.17	4.06	0	0	0	-4.48	0.32	0	0	3162.8	-0.01
willow	227	24	1978	0.25	0	4.09	3.72	0	0	0	-4.13	0.31	0	0	3166.9	-0.02
willow	228	24	1978	0.51	0	4.99	4.21	0	0	0	-4.78	0.31	0	0	3171.9	-0.02
willow	229	24	1978	0	0	3.41	2.91	-0.01	0	0	-3.7	0.31	0	0	3175.3	-0.01
willow	230	24	1978	0.25	0	2.58	2.03	0	0	0	-2.61	0.31	0	0	3177.9	-0.02
willow	231	24	1978	6.1	0	5.88	0.73	0	0	0	-0.08	0.3	0	0	3183.8	-0.01
willow	232	24	1978	1.27	0	3.37	1.72	-0.01	0	0	-2.39	0.3	0	0	3187.1	0
willow	233	24	1978	0	0	2.3	1.97	0	0	0	-2.57	0.3	0	0	3189.4	-0.02
willow	234	24	1978	0	0	2.33	1.99	0	0	0	-2.61	0.29	0	0	3191.8	-0.01
willow	235	24	1978	0	0	1.49	1.34	0.01	0	0	-1.78	0.29	0	0	3193.3	-0.01
willow	236	24	1978	4.83	1.54	3.11	0.13	0.01	0	0	-0.09	0.29	0	0	3196.4	-0.02
willow	237	24	1978	0.25	0	3.01	0.72	-0.01	0	0	-1.49	0.29	0	0	3199.4	0
willow	238	24	1978	0	0	1.51	1.25	0	0	0	-1.77	0.28	0	0	3200.9	-0.02
willow	239	24	1978	0	0	1.44	1.21	0	0	0	-1.71	0.28	0	0	3202.3	-0.01
willow	240	24	1978	1.02	0	2.19	1.06	0.01	0	0	-1.49	0.28	0	0	3204.5	0.03
willow	241	24	1978	1.52	0	2.49	0.84	0	0	0	-1.23	0.28	0	0	3207	-0.01
willow	242	24	1978	0.76	0	2.3	1.23	-0.01	0	0	-1.78	0.27	0	0	3209.3	-0.02
willow	243	24	1978	1.52	0	2.59	0.8	0	0	0	-1.34	0.27	0	0	3211.9	0
willow	244	24	1978	0	0	1.55	1.11	-0.01	0	0	-1.79	0.27	0	0	3213.4	-0.02
willow	245	24	1978	0	0	1.13	0.85	0	0	0	-1.38	0.27	0	0	3214.6	-0.02
willow	246	24	1978	1.02	0	1.82	0.62	0.01	0	0	-1.07	0.26	0	0	3216.4	0
willow	247	24	1978	0	0	1.22	0.76	-0.01	0	0	-1.47	0.26	0	0	3217.6	-0.01
willow	248	24	1978	0	0	0.96	0.69	0.01	0	0	-1.22	0.26	0	0	3218.6	0
willow	249	24	1978	0	0	1.04	0.82	0	0	0	-1.27	0.26	0	0	3219.6	-0.02
willow	250	24	1978	0	0	0.9	0.58	-0.01	0	0	-1.13	0.25	0	0	3220.5	-0.02
willow	251	24	1978	0	0	0.99	0.59	0	0	0	-1.22	0.25	0	0	3221.5	-0.02
willow	252	24	1978	0	0	0.98	0.54	0	0	0	-1.21	0.25	0	0	3222.5	-0.01
willow	253	24	1978	0	0	0.76	0.52	0	0	0	-1.01	0.25	0	0	3223.2	0
willow	254	24	1978	20.32	0	5.39	0.83	0.02	0	0	14.67	0.25	0	0	3228.6	0
willow	255	24	1978	13.97	0	5.39	0.33	-0.01	0	0	8.39	0.24	0	0	3234	-0.04
willow	256	24	1978	0	0	3.43	3.12	-0.01	0	0	-3.64	0.24	0	0	3237.4	-0.02
willow	257	24	1978	0	0	3.39	3.18	0	0	0	-3.62	0.24	0	0	3240.8	-0.01
willow	258	24	1978	2.03	0	4.62	2.67	0.01	0	0	-2.84	0.24	0	0	3245.4	0
willow	259	24	1978	11.94	0	5.43	0.57	0	0	0	6.3	0.24	0	0	3250.9	-0.02
willow	260	24	1978	2.79	0	3.59	0.88	0	0	0	-1.01	0.23	0	0	3254.5	-0.02
willow	261	24	1978	43.69	0.82	4.06	0.21	0	0	0	38.58	0.23	0	0	3258.5	0
willow	262	24	1978	0.51	0	2.69	1.24	0	0	0	-1.57	0.23	0	0	3261.2	-0.02
willow	263	24	1978	0	0	3.86	3.78	0.01	0	0	-4.07	0.23	0	0	3265.1	-0.03
willow	264	24	1978	0	0	3.56	3.41	0	0	0	-3.75	0.23	0	0	3268.6	-0.04
willow	265	24	1978	0	0	3.15	2.61	-0.02	0	0	-3.33	0.22	0	0	3271.8	-0.04
willow	266	24	1978	0	0	3.43	3.21	-0.01	0	0	-3.63	0.22	0	0	3275.2	-0.02
willow	267	24	1978	0	0	3.47	3.22	0	0	0	-3.68	0.22	0	0	3278.7	-0.02

Attachment D-1
Honeywell
Wastebeds 9-15 SWSR Pre-Design Investigation
SHAW Output Data

RUN	DAY	HR	YR	PRECIP	precip INTRCP	ET	TRANSP	CANOPY chg in storage	SNOW chg in storage	RESIDUE chg in storage	SOIL chg in storage	PERC	RUNOFF	PONDED	Etcum	ERROR
willow	268	24	1978	0	0	3.23	2.8	0	0	0	-3.42	0.22	0	0	3281.9	-0.03
willow	269	24	1978	0	0	3.11	2.92	0	0	0	-3.31	0.22	0	0	3285	-0.02
willow	270	24	1978	0	0	3.81	3.6	0.01	0	0	-4.03	0.22	0	0	3288.8	0
willow	271	24	1978	3.56	0	4.13	0.64	0	0	0	-0.76	0.21	0	0	3293	-0.02
willow	272	24	1978	0	0	2.47	2.16	0	0	0	-2.66	0.21	0	0	3295.4	-0.01
willow	273	24	1978	0	0	3.3	3.07	0	0	0	-3.5	0.21	0	0	3298.7	-0.02
willow	274	24	1978	0	0	2.33	2.11	0.01	0	0	-2.54	0.21	0	0	3301.1	-0.01
willow	275	24	1978	0	0	2.07	1.59	0	0	0	-2.26	0.21	0	0	3303.1	-0.01
willow	276	24	1978	0	0	2.1	1.83	0	0	0	-2.29	0.21	0	0	3305.2	-0.01
willow	277	24	1978	3.05	0	3.5	0.78	0.01	0	0	-0.66	0.2	0	0	3308.7	0
willow	278	24	1978	0	0	1.58	1.37	0	0	0	-1.77	0.2	0	0	3310.3	-0.02
willow	279	24	1978	0	0	2.33	1.86	0	0	0	-2.52	0.2	0	0	3312.6	-0.01
willow	280	24	1978	1.78	0	2.7	0.7	0	0	0	-1.11	0.2	0	0	3315.4	-0.01
willow	281	24	1978	0.51	0	1.77	0.69	0	0	0	-1.45	0.2	0	0	3317.1	0
willow	282	24	1978	0	0	1.25	0.94	0	0	0	-1.44	0.2	0	0	3318.4	0
willow	283	24	1978	0	0	1.54	1.27	0.01	0	0	-1.76	0.19	0	0	3319.9	0
willow	284	24	1978	0	0	1.62	1.32	0	0	0	-1.8	0.19	0	0	3321.5	-0.01
willow	285	24	1978	0.51	0	1.63	1.06	0	0	0	-1.32	0.19	0	0	3323.2	0
willow	286	24	1978	15.49	1.26	1.5	0.07	-0.01	0	0	12.56	0.19	0	0	3324.7	-0.02
willow	287	24	1978	21.59	0.92	1.98	0	-0.01	0	0	19.77	0.19	0	0	3326.7	-0.01
willow	288	24	1978	0	0	2.12	0.61	0	0	0	-1.38	0.19	0	0	3328.8	0
willow	289	24	1978	0	0	1.8	1.19	0	0	0	-1.97	0.19	0	0	3330.6	-0.01
willow	290	24	1978	0	0	1.1	0.73	0	0	0	-1.29	0.18	0	0	3331.7	0.01
willow	291	24	1978	0.51	0	1.4	0.76	0	0	0	-1.08	0.18	0	0	3333.1	0
willow	292	24	1978	1.78	0	1.85	0.38	0.01	0	0	-0.27	0.18	0	0	3334.9	0.01
willow	293	24	1978	0.25	0	1.46	0.78	0	0	0	-1.38	0.18	0	0	3336.4	-0.01
willow	294	24	1978	0	0	2.09	1.61	0	0	0	-2.27	0.18	0	0	3338.5	0
willow	295	24	1978	0	0	2.47	1.91	0	0	0	-2.66	0.18	0	0	3340.9	0
willow	296	24	1978	2.54	0	2.39	0.54	0	0	0	0	0.18	0	0	3343.3	-0.02
willow	297	24	1978	0	0	1.26	0.42	-0.01	0	0	-1.43	0.18	0	0	3344.6	0
willow	298	24	1978	0	0	1.52	0.95	0	0	0	-1.72	0.17	0	0	3346.1	0.01
willow	299	24	1978	18.29	0	1.96	0.41	0.01	0	0	16.17	0.17	0	0	3348.1	-0.02
willow	300	24	1978	1.27	0	1.98	0.34	-0.01	0	0	-0.85	0.17	0	0	3350.1	-0.02
willow	301	24	1978	0.51	0	1.48	0.37	0	0	0	-1.15	0.17	0	0	3351.5	0
willow	302	24	1978	0	0	1.24	0.23	0	0	0	-1.43	0.17	0	0	3352.8	0.02
willow	303	24	1978	0	0	0.98	0.23	0	0	0	-1.16	0.17	0	0	3353.8	0.02
willow	304	24	1978	0	0	1.8	0.19	0	0	0	-1.97	0.17	0	0	3355.6	0
willow	305	24	1978	0	0	2.06	0	0	0	0	-2.23	0.17	0	0	3357.6	0
willow	306	24	1978	0	0	1.06	0	0	0	0	-1.23	0.17	0	0	3358.7	0
willow	307	24	1978	0	0	1.19	0	0	0	0	-1.35	0.16	0	0	3359.9	0
willow	308	24	1978	0	0	0.92	0	0	0	0	-1.08	0.16	0	0	3360.8	0
willow	309	24	1978	0	0	1.62	0	0	0	0	-1.78	0.16	0	0	3362.4	0
willow	310	24	1978	0	0	1.69	0	0	0	0	-1.85	0.16	0	0	3364.1	0
willow	311	24	1978	1.02	0	1.25	0	0	0	0	-0.39	0.16	0	0	3365.3	0
willow	312	24	1978	0	0	1.16	0	0	0	0	-1.32	0.16	0	0	3366.5	0
willow	313	24	1978	0	0	1.21	0	0	0	0	-1.37	0.16	0	0	3367.7	0
willow	314	24	1978	0	0	1.06	0	0	0	0	-1.22	0.16	0	0	3368.8	0
willow	315	24	1978	0	0	1.57	0	0	0	0	-1.73	0.16	0	0	3370.4	0
willow	316	24	1978	0	0	1.59	0	0	0	0	-1.75	0.15	0	0	3371.9	0
willow	317	24	1978	0	0	1.5	0	0	0	0	-1.65	0.15	0	0	3373.4	0
willow	318	24	1978	0.76	0	1.74	0	0	0	0	-1.13	0.15	0	0	3375.2	0
willow	319	24	1978	0	0	1.25	0	0	0	0	-1.4	0.15	0	0	3376.4	0
willow	320	24	1978	0	0	0.86	0	0	0	0	-1.02	0.15	0	0	3377.3	0
willow	321	24	1978	11.68	0	2.06	0	0	0	0	9.48	0.15	0	0	3379.4	0
willow	322	24	1978	0	0	3.97	0	0	0	0	-4.12	0.15	0	0	3383.3	0
willow	323	24	1978	0	0	2.54	0	0	0	0	-2.69	0.15	0	0	3385.9	0
willow	324	24	1978	0	0	1.42	0	0	0	0	-1.57	0.15	0	0	3387.3	0
willow	325	24	1978	0.25	0	0.74	0	0	0	0	-0.89	0.15	0	0.25	3388	0
willow	326	24	1978	0	0	0.68	0	0	0	0	-0.57	0.15	0	0	3388.7	0
willow	327	24	1978	3.81	0	1.67	0	0	0	0	1.99	0.14	0	0	3390.4	0
willow	328	24	1978	7.62	0	0.85	0	0	0	0	6.63	0.14	0	0	3391.2	0
willow	329	24	1978	0	0	1.71	0	0	0	0	-1.85	0.14	0	0	3393	0
willow	330	24	1978	0	0	1.09	0	0	0	0	-1.23	0.14	0	0	3394	0
willow	331	24	1978	5.84	0	0.41	0	0	5.62	0	-0.32	0.14	0	0	3394.5	0
willow	332	24	1978	0.76	0	-0.06	0	0	0.82	0	-0.14	0.14	0	0	3394.4	0
willow	333	24	1978	0	0	0.08	0	0	0.01	0	-0.22	0.14	0	0	3394.5	0
willow	334	24	1978	0	0	0.28	0	0	-0.99	0	0.57	0.14	0	0	3394.8	0
willow	335	24	1978	0	0	0.31	0	0	-0.19	0	-0.25	0.14	0	0	3395.1	0
willow	336	24	1978	1.27	0	0.35	0	0	-0.84	0	1.62	0.14	0	0	3395.4	0
willow	337	24	1978	8.13	0	0.17	0	0	8.07	0	-0.25	0.14	0	0	3395.6	0
willow	338	24	1978	0.76	0	-0.05	0	0	-12.49	0	13.18	0.13	0	0	3395.5	0
willow	339	24	1978	0	0	1.49	0	0	0	0	-1.62	0.13	0	0	3397	0
willow	340	24	1978	0	0	0.9	0	0	0	0	-1.03	0.13	0	0	3397.9	0
willow	341	24	1978	0.25	0	1.02	0	0	0	0	-0.9	0.13	0	0	3398.9	0
willow	342	24	1978	10.92	0	0.68	0	0	0	0	10.11	0.13	0	0	3399.6	0
willow	343	24	1978	4.32	0	0.99	0	0	4.2	0	-1.01	0.13	0	0	3400.6	0
willow	344	24	1978	7.62	0	0.2	0	0	7.62	0	-0.33	0.13	0	0	3400.8	0
willow	345	24	1978	0	0	0.08	0	0	0.05	0	-0.26	0.13	0	0	3400.9	0
willow	346	24	1978	0.76	0	0.14	0	0	0.67	0	-0.18	0.13	0	0	3401	0
willow	347	24	1978	0.51	0	0.61	0	0	-2.3	0	2.07	0.13	0	0	3401.6	0
willow	348	24	1978	2.54	0	0.76	0	0	1.79	0	-0.13	0.13	0	0	3402.4	0
willow	349	24	1978	0	0	0.45	0	0	-0.62	0	0.04	0.13	0	0	3402.9	0
willow	350	24	1978	0	0	0.28	0	0	-3.11	0	2.7	0.13	0	0	3403.1	0
willow	351	24	1978	3.56	0	0.87	0	0	-5.43	0	7.99	0.13	0	0	3404	0
willow	352	24	1978	0.76	0	0.8	0	0	0.59	0	-0.75	0.12	0	0	3404.8	0
willow	353	24	1978	0.51	0	0.23	0	0	0.53	0	-0.37	0.12	0	0	3405	0
willow	354	24	1978	16.51	0	0.03	0	0	16.56	0	-0.21	0.12	0	0	3405.1	0
willow	355	24	1978	3.3	0	0.21	0	0	0.31	0	2.66	0.12	0	0	3405.3	0
willow	356	24	1978	0.51	0	0.07	0	0	0.51	0	-0.19	0.12	0	0	3405.4	0
willow	357	24	1978	0	0	0.35	0	0	-0.56	0	0.08	0.12	0	0	3405.7	0
willow	358	24	1978	4.57	0	0.35	0	0	4.28	0	-0.18	0.12	0	0	3406.1	0
willow	359	24	1978	28.19	0	0.04	0	0	28.19	0	-0.15	0.12	0	0	3406.1	0
willow	360	24	1978	1.27	0	0.51	0	0	0.79	0	-0.14	0.12	0	0	3406.6	0
willow	361	24	1978	4.32	0	0	0	0	4.35	0	-0.15	0.12	0	0	3406.6	0
willow	362	24	1978	0	0	-0.01	0	0	0.06	0	-0.18	0.12	0	0	3406.6	0
willow	363	24	1978	0	0	0	0	0	0.09	0	-0.21	0.12	0	0	3406.6	0
willow	364	24	1978	0	0	0.03	0	0	0.05	0	-0.19	0.12	0	0	3406.6	0
willow	365	24	1978	4.06	0	-0.11	0	0	0.84	0	3.21	0.12	0	0	3406.5	0
willow	1	24	1979	9.65	0	-0.82	0	0	-19.54	0	13.57	0.12	16.34	0	3405.7	0
willow	2	24	1979	12.19	0	0.2	0	0	-3.74	0	6.2	0.11	9.42	0	3405.9	0
willow	3	24	1979	0.51	0	0.75	0	0	-0.14	0	-0.22	0.11	0	0	3406.7	0
willow	4	24	1979	0	0	0.35	0	0	-0.22	0	-0.24	0.11	0	0	3407	0
willow	5	24	1979	0	0	0.45	0	0	-0.32	0	-0.24	0.11	0	0	3407.5	0

Attachment D-1
Honeywell
Wastebeds 9-15 SWSR Pre-Design Investigation
SHAW Output Data

RUN	DAY	HR	YR	PRECIP	precip INTRCP	ET	TRANSP	CANOPY chg in storage	SNOW chg in storage	RESIDUE chg in storage	SOIL chg in storage	PERC	RUNOFF	PONDED	Etcum	ERROR
willow	6	24	1979	1.02	0	-0.04	0	0	1.18	0	-0.24	0.11	0	0	3407.4	0
willow	7	24	1979	8.89	0	-0.01	0	0	8.98	0	-0.19	0.11	0	0	3407.4	0
willow	8	24	1979	3.56	0	0	0	0	3.58	0	-0.13	0.11	0	0	3407.4	0
willow	9	24	1979	0	0	0.26	0	0	-0.23	0	-0.14	0.11	0	0	3407.7	0
willow	10	24	1979	0.25	0	0.07	0	0	0.22	0	-0.15	0.11	0	0	3407.7	0
willow	11	24	1979	0.25	0	0.03	0	0	0.29	0	-0.17	0.11	0	0	3407.8	0
willow	12	24	1979	0.76	0	0.02	0	0	0.81	0	-0.17	0.11	0	0	3407.8	0
willow	13	24	1979	9.4	0	0.12	0	0	9.31	0	-0.14	0.11	0	0	3407.9	0
willow	14	24	1979	15.49	0	0.29	0	0	15.09	0	-0.09	0.11	0.1	0	3408.2	0
willow	15	24	1979	2.03	0	0.27	0	0	1.76	0	-0.11	0.11	0	0	3408.5	0
willow	16	24	1979	1.78	0	-0.03	0	0	1.84	0	-0.13	0.11	0	0	3408.4	0
willow	17	24	1979	3.81	0	0.02	0	0	3.82	0	-0.13	0.11	0	0	3408.5	0
willow	18	24	1979	2.79	0	0.16	0	0	2.66	0	-0.13	0.11	0	0	3408.6	0
willow	19	24	1979	0	0	0	0	0	0.02	0	-0.13	0.11	0	0	3408.6	0
willow	20	24	1979	3.05	0	0.19	0	0	2.89	0	-0.13	0.1	0	0	3408.8	0
willow	21	24	1979	16	0	-0.08	0	0	16.1	0	-0.12	0.1	0	0	3408.7	0
willow	22	24	1979	1.27	0	0.26	0	0	1.02	0	-0.11	0.1	0	0	3409	0
willow	23	24	1979	0	0	0.18	0	0	-0.17	0	-0.11	0.1	0	0	3409.2	0
willow	24	24	1979	7.11	0	0.86	0	0	6.27	0	-0.11	0.1	0	0	3410	0
willow	25	24	1979	8.89	0	0.05	0	0	3.17	0	-0.05	0.1	5.62	0	3410.1	0
willow	26	24	1979	0.51	0	0.02	0	0	-3.32	0	0.08	0.1	3.63	0	3410.1	0
willow	27	24	1979	0	0	-0.15	0	0	-2.08	0	0.48	0.1	1.64	0	3409.9	0
willow	28	24	1979	1.78	0	-0.05	0	0	-1.12	0	1.88	0.1	0.97	0	3409.9	0
willow	29	24	1979	4.83	0	0.25	0	0	4.57	0	-0.1	0.1	0	0	3410.1	0
willow	30	24	1979	1.52	0	0.12	0	0	1.4	0	-0.1	0.1	0	0	3410.3	0
willow	31	24	1979	2.03	0	0.02	0	0	2.02	0	-0.11	0.1	0	0	3410.3	0
willow	32	24	1979	3.56	0	0	0	0	3.57	0	-0.11	0.1	0	0	3410.3	0
willow	33	24	1979	2.54	0	-0.07	0	0	2.62	0	-0.11	0.1	0	0	3410.2	0
willow	34	24	1979	0	0	0	0	0	0.02	0	-0.11	0.1	0	0	3410.2	0
willow	35	24	1979	0.25	0	0.08	0	0	0.19	0	-0.11	0.1	0	0	3410.3	0
willow	36	24	1979	4.06	0	-0.08	0	0	4.16	0	-0.11	0.1	0	0	3410.2	0
willow	37	24	1979	0	0	-0.03	0	0	0.05	0	-0.11	0.1	0	0	3410.2	0
willow	38	24	1979	2.03	0	-0.05	0	0	2.1	0	-0.11	0.1	0	0	3410.1	0
willow	39	24	1979	4.32	0	0.16	0	0	4.17	0	-0.11	0.1	0	0	3410.3	0
willow	40	24	1979	1.27	0	0.05	0	0	1.24	0	-0.11	0.1	0	0	3410.3	0
willow	41	24	1979	0.51	0	-0.01	0	0	0.54	0	-0.11	0.1	0	0	3410.3	0
willow	42	24	1979	0	0	0.01	0	0	0.02	0	-0.12	0.09	0	0	3410.3	0
willow	43	24	1979	0	0	0.02	0	0	0.01	0	-0.12	0.09	0	0	3410.4	0
willow	44	24	1979	0	0	-0.01	0	0	0.04	0	-0.13	0.09	0	0	3410.3	0
willow	45	24	1979	0	0	0.02	0	0	0.02	0	-0.13	0.09	0	0	3410.4	0
willow	46	24	1979	0	0	0	0	0	0.04	0	-0.13	0.09	0	0	3410.4	0
willow	47	24	1979	0.76	0	0.09	0	0	0.71	0	-0.13	0.09	0	0	3410.5	0
willow	48	24	1979	0	0	0.06	0	0	-0.02	0	-0.13	0.09	0	0	3410.5	0
willow	49	24	1979	0	0	0.01	0	0	0.04	0	-0.13	0.09	0	0	3410.5	0
willow	50	24	1979	1.78	0	0.04	0	0	1.78	0	-0.13	0.09	0	0	3410.6	0
willow	51	24	1979	0	0	0.02	0	0	0.01	0	-0.12	0.09	0	0	3410.6	0
willow	52	24	1979	0.25	0	0.28	0	0	-0.01	0	-0.11	0.09	0	0	3410.9	0
willow	53	24	1979	0	0	0.57	0	0	-0.57	0	-0.09	0.09	0	0	3411.4	0
willow	54	24	1979	10.16	0	0.4	0	0	-3.15	0	0.15	0.09	12.68	0	3411.8	0
willow	55	24	1979	0	0	-0.06	0	0	-4.68	0	0.74	0.09	3.91	0	3411.8	0
willow	56	24	1979	3.05	0	0.28	0	0	2.04	0	0.49	0.09	0.15	0	3412.1	0
willow	57	24	1979	29.21	0	-0.08	0	0	29.28	0	-0.09	0.09	0	0	3412	0
willow	58	24	1979	0.76	0	0.24	0	0	0.52	0	-0.09	0.09	0	0	3412.2	0
willow	59	24	1979	0	0	0.08	0	0	-0.08	0	-0.09	0.09	0	0	3412.3	0
willow	60	24	1979	1.02	0	0.12	0	0	-1.61	0	2.42	0.09	0	0	3412.4	0
willow	61	24	1979	3.56	0	-0.12	0	0	-3.17	0	6.76	0.09	0	0	3412.3	0
willow	62	24	1979	0	0	-0.04	0	0	-9.16	0	9.11	0.09	0	0	3412.3	0
willow	63	24	1979	0.25	0	-0.23	0	0	-11.88	0	12.27	0.09	0	0	3412	0
willow	64	24	1979	18.8	0	-0.26	0	0	-16.5	0	19.86	0.09	15.62	0	3411.8	0
willow	65	24	1979	6.6	0	0	0	0	-9.11	0	15.01	0.09	0.62	0	3411.8	0
willow	66	24	1979	0	0	0.08	0	0	-11.05	0	10.88	0.09	0	0	3411.9	0
willow	67	24	1979	0	0	0.16	0	0	-9.03	0	8.78	0.09	0	0	3412	0
willow	68	24	1979	0	0	0.15	0	0	-11.98	0	11.74	0.09	0	0	3412.2	0
willow	69	24	1979	1.52	0	-0.07	0	0	-16.54	0	18.05	0.09	0	0	3412.1	0
willow	70	24	1979	1.27	0	1.36	0	0	-0.17	0	0	0.09	0	0	3413.5	0
willow	71	24	1979	4.83	0	0.38	0	0	4.48	0	-0.12	0.09	0	0	3413.9	0
willow	72	24	1979	0.25	0	0.2	0	0	-1.6	0	1.57	0.09	0	0	3414.1	0
willow	73	24	1979	3.3	0	0.1	0	0	-22.78	0	22.35	0.09	3.55	0	3414.2	0
willow	74	24	1979	1.52	0	1.08	0	0	0.55	0	-0.19	0.08	0	0	3415.2	0
willow	75	24	1979	0.25	0	0.53	0	0	-0.21	0	-0.14	0.08	0	0	3415.8	0
willow	76	24	1979	0	0	0.07	0	0	-1.16	0	-0.1	0.08	1.1	0	3415.8	0
willow	77	24	1979	0	0	0.39	0	0	-2.06	0	-0.09	0.08	1.68	0	3416.2	0
willow	78	24	1979	0	0	0.23	0	0	-7.17	0	-0.09	0.09	6.95	0	3416.5	0
willow	79	24	1979	0	0	0.25	0	0	-13.65	0	2.02	0.09	11.3	0	3416.7	0
willow	80	24	1979	0	0	0.12	0	0	-10.24	0	9.5	0.08	0.53	0	3416.8	0
willow	81	24	1979	0	0	0.02	0	0	-6.1	0	6	0.08	0	0	3416.8	0.01
willow	82	24	1979	0	0	3.09	0	0	0	0	-3.18	0.08	0	0	3419.9	0
willow	83	24	1979	0	0	6.12	0	0	0	0	-6.2	0.08	0	0	3426.1	0
willow	84	24	1979	3.05	0	3	0	0	0	0	-0.03	0.08	0	0	3429.1	0
willow	85	24	1979	1.27	0	2.52	0	0	0.58	0	-1.91	0.08	0	0	3431.6	0
willow	86	24	1979	3.05	0	1.34	0	0	2.41	0	-0.78	0.08	0	0	3432.9	0
willow	87	24	1979	1.02	0	0.34	0	0	-1.53	0	2.13	0.08	0	0	3433.3	0
willow	88	24	1979	9.65	0	0.7	0	0	-1.45	0	10.33	0.08	0	0	3434	-0.01
willow	89	24	1979	6.1	0	1.22	0	0	0	0	4.79	0.08	0	0	3435.2	0
willow	90	24	1979	2.03	0	2.52	0	0	0	0	-0.57	0.09	0	0	3437.7	0
willow	91	24	1979	0	0	2.13	0	0	0	0	-2.22	0.09	0	0	3439.8	0
willow	92	24	1979	26.16	0	3.73	0.06	0	0	0	22.32	0.09	0	0	3443.6	0.02
willow	93	24	1979	0	0	2.63	0.12	0	0	0	-2.71	0.09	0	0	3446.2	0
willow	94	24	1979	8.13	0	3.51	0.14	0	0	0	4.53	0.09	0	0	3449.7	-0.01
willow	95	24	1979	0	0	2.36	0.13	0	0	0	-2.45	0.09	0	0	3452.1	0
willow	96	24	1979	7.37	0	5.74	0.19	0	0	0	1.58	0.09	0	0	3457.8	-0.04
willow	97	24	1979	1.02	0	2.61	0	0	0	0	-1.69	0.1	0	0	3460.4	0
willow	98	24	1979	2.54	0	1.3	0.15	0	0.95	0	0.19	0.1	0	0	3461.7	0
willow	99	24	1979	13.72	0	0.68	0	0	11.36	0	1.57	0.1	0	0	3462.4	0
willow	100	24	1979	1.02	0	0.75	0	0	-5.25	0	5.41	0.1	0	0	3463.1	0
willow	101	24	1979	0	0	0.68	0.53	0	-5.39	0	4.6	0.11	0	0	3463.8	0
willow	102	24	1979	0	0	0.64	0.62	0	-1.67	0	0.92	0.11	0	0	3464.5	0
willow	103	24	1979	1.27	0	2.84	0.78	0	0	0	-1.7	0.12	0	0	3467.3	0.01
willow	104	24	1979	2.03	0	3.76	0.82	0	0	0	-1.87	0.12	0	0	3471.1	0.02
willow	105	24	1979	2.29	0	2.18	0.3	0	0	0	-0.02	0.13	0	0	3473.2	-0.01
willow	106	24	1979	6.6	0	2.13	0.16	0	0	0	4.33	0.14	0	0	3475.4	0.01
willow	107	24	1979	0	0	2.53	1.13	0	0	0	-2.67	0.15	0	0	3477.9	-0.01
willow	108	24	1979	0	0	3.85	1.2	0	0	0	-3.99	0.15	0	0	3481.7	0

Attachment D-1
Honeywell
Wastebeds 9-15 SWSR Pre-Design Investigation
SHAW Output Data

RUN	DAY	HR	YR	PRECIP	precip INTRCP	ET	TRANSP	CANOPY chg in storage	SNOW chg in storage	RESIDUE chg in storage	SOIL chg in storage	PERC	RUNOFF	PONDED	Etcum	ERROR
willow	109	24	1979	0	0	3.18	1.3	0	0	0	-3.33	0.16	0	0	3484.9	-0.01
willow	110	24	1979	0	0	4.04	1.78	0	0	0	-4.23	0.17	0	0	3489	0.01
willow	111	24	1979	0	0	3.17	2.22	0	0	0	-3.35	0.18	0	0	3492.1	0
willow	112	24	1979	0	0	4.12	1.84	0.01	0	0	-4.33	0.19	0	0	3496.2	0
willow	113	24	1979	0	0	4.68	2.3	0	0	0	-4.88	0.21	0	0	3500.9	0
willow	114	24	1979	0	0	5.11	2.92	0	0	0	-5.34	0.22	0	0	3506	0
willow	115	24	1979	0	0	3.39	2.76	0.01	0	0	-3.64	0.23	0	0	3509.4	0
willow	116	24	1979	5.08	0	3.5	1.22	0	0	0	1.29	0.25	0	0	3512.9	0.04
willow	117	24	1979	20.83	0	4.99	1.34	-0.01	0	0	15.6	0.26	0	0	3517.9	-0.01
willow	118	24	1979	0	0	2.98	1.56	-0.01	0	0	-3.24	0.28	0	0	3520.9	-0.01
willow	119	24	1979	0	0	2.29	1.23	0	0	0	-2.58	0.29	0	0	3523.2	0
willow	120	24	1979	0.76	0	2.89	1.62	0	0	0	-2.43	0.31	0	0	3526.1	-0.01
willow	121	24	1979	0	0	2.68	1.28	0	0	0	-3	0.33	0	0	3528.8	0
willow	122	24	1979	0	0	3.25	1.94	0	0	0	-3.59	0.34	0	0	3532	0
willow	123	24	1979	8.13	0	4.53	1.32	0.01	0	0	3.23	0.36	0	0	3536.5	0
willow	124	24	1979	0	0	3.79	1.95	0	0	0	-4.15	0.37	0	0	3540.3	-0.01
willow	125	24	1979	0	0	3.93	2.08	-0.01	0	0	-4.31	0.39	0	0	3544.3	0
willow	126	24	1979	0	0	3.2	1.89	0.01	0	0	-3.61	0.4	0	0	3547.5	0
willow	127	24	1979	0	0	3.51	3	0.01	0	0	-3.93	0.42	0	0	3551	0
willow	128	24	1979	0	0	5.45	4.5	0.01	0	0	-5.88	0.43	0	0	3556.4	-0.01
willow	129	24	1979	0	0	5.41	4.69	0.01	0	0	-5.86	0.45	0	0	3561.8	0
willow	130	24	1979	0	0	4.01	3.25	0	0	0	-4.45	0.46	0	0	3565.8	-0.02
willow	131	24	1979	0	0	5.09	3.94	0	0	0	-5.55	0.47	0	0	3570.9	-0.01
willow	132	24	1979	7.37	0	5.01	2.16	-0.01	0	0	1.9	0.48	0	0	3575.9	-0.01
willow	133	24	1979	5.59	0	4.77	1.19	-0.01	0	0	0.34	0.49	0	0	3580.7	-0.01
willow	134	24	1979	0	0	3.18	2.36	-0.01	0	0	-3.67	0.5	0	0	3583.9	-0.01
willow	135	24	1979	1.27	0	4.72	2.91	0	0	0	-3.96	0.51	0	0	3588.6	0
willow	136	24	1979	0	0	4.2	2.66	0	0	0	-4.71	0.52	0	0	3592.8	-0.01
willow	137	24	1979	0	0	5.22	3.76	0	0	0	-5.73	0.52	0	0	3598	-0.01
willow	138	24	1979	0	0	5.13	3.89	0.01	0	0	-5.67	0.53	0	0	3603.2	0.01
willow	139	24	1979	1.27	0	4.05	2.64	0.01	0	0	-3.32	0.54	0	0	3607.2	-0.01
willow	140	24	1979	0.25	0	5.1	4	0	0	0	-5.38	0.54	0	0	3612.3	-0.01
willow	141	24	1979	3.81	0	5.92	1.8	-0.01	0	0	-2.64	0.54	0	0	3618.2	-0.01
willow	142	24	1979	0	0	4.14	2.94	-0.01	0	0	-4.67	0.55	0	0	3622.4	-0.01
willow	143	24	1979	0	0	4.97	3.57	0.01	0	0	-5.52	0.55	0	0	3627.3	-0.01
willow	144	24	1979	8.64	0	5.05	1.1	0	0	0	3.03	0.55	0	0	3632.4	-0.01
willow	145	24	1979	27.69	0	5.29	1.35	0	0	0	21.85	0.55	0	0	3637.7	-0.01
willow	146	24	1979	11.68	0	5.99	1.94	0	0	0	5.14	0.56	0	0	3643.7	0
willow	147	24	1979	1.02	0	5.63	3.28	-0.01	0	0	-5.15	0.56	0	0	3649.3	-0.01
willow	148	24	1979	1.02	0	4.73	2.88	0	0	0	-4.27	0.56	0	0	3654	0
willow	149	24	1979	0.25	0	4.77	3.54	0	0	0	-5.05	0.56	0	0	3658.8	-0.02
willow	150	24	1979	0	0	4.93	3.84	0	0	0	-5.48	0.56	0	0	3663.7	-0.01
willow	151	24	1979	0	0	4.64	3.93	0	0	0	-5.18	0.55	0	0	3668.4	-0.01
willow	152	24	1979	0	0	5.18	4.5	0.01	0	0	-5.74	0.55	0	0	3673.5	0
willow	153	24	1979	0	0	3.29	2.88	0.01	0	0	-3.83	0.55	0	0	3676.8	-0.01
willow	154	24	1979	0	0	3.84	3.53	-0.01	0	0	-4.37	0.55	0	0	3680.7	-0.01
willow	155	24	1979	0	0	4.61	4.22	0	0	0	-5.15	0.55	0	0	3685.3	-0.01
willow	156	24	1979	7.87	0	6.54	2.61	0	0	0	0.8	0.54	0	0	3691.8	-0.01
willow	157	24	1979	0	0	5.57	4.4	0	0	0	-6.08	0.54	0	0	3697.4	-0.02
willow	158	24	1979	0	0	4.59	4.19	0.01	0	0	-5.13	0.54	0	0	3702	-0.01
willow	159	24	1979	0	0	3.65	3.36	0.01	0	0	-4.2	0.53	0	0	3705.6	0.01
willow	160	24	1979	2.79	0	3.84	1.33	0.01	0	0	-1.57	0.53	0	0	3709.5	-0.01
willow	161	24	1979	0	0	4.11	3.69	-0.02	0	0	-4.6	0.53	0	0	3713.6	-0.02
willow	162	24	1979	20.32	0	6.83	2.61	-0.02	0	0	12.99	0.52	0	0	3720.4	-0.01
willow	163	24	1979	0	0	4.72	3.62	-0.01	0	0	-5.22	0.52	0	0	3725.1	-0.01
willow	164	24	1979	0	0	6.73	5.28	0	0	0	-7.25	0.51	0	0	3731.9	0
willow	165	24	1979	0	0	6.32	5.23	0	0	0	-6.82	0.51	0	0	3738.2	-0.01
willow	166	24	1979	0	0	6.47	5.62	0.02	0	0	-7	0.51	0	0	3744.7	0
willow	167	24	1979	0	0	4.17	3.96	0.01	0	0	-4.66	0.5	0	0	3748.8	-0.01
willow	168	24	1979	0	0	4.81	3.68	0	0	0	-5.3	0.5	0	0	3753.6	-0.01
willow	169	24	1979	0	0	3.97	2.43	-0.01	0	0	-4.44	0.49	0	0	3757.6	-0.01
willow	170	24	1979	0	0	3.76	2.49	-0.01	0	0	-4.22	0.49	0	0	3761.4	-0.01
willow	171	24	1979	0	0	3.04	2.19	0	0	0	-3.52	0.49	0	0	3764.4	0
willow	172	24	1979	3.05	0	4.05	1.22	0	0	0	-1.5	0.48	0	0	3768.4	0.01
willow	173	24	1979	15.24	0	6.19	1.77	0.01	0	0	8.58	0.48	0	0	3774.6	-0.01
willow	174	24	1979	0	0	3.47	2.13	-0.02	0	0	-3.91	0.47	0	0	3778.1	-0.01
willow	175	24	1979	0	0	3.1	1.81	0	0	0	-3.56	0.47	0	0	3781.2	-0.01
willow	176	24	1979	0	0	3.01	1.74	0	0	0	-3.46	0.46	0	0	3784.2	-0.01
willow	177	24	1979	0	0	2.82	1.83	0	0	0	-3.27	0.46	0	0	3787	-0.01
willow	178	24	1979	1.27	0	3.55	1.63	0.01	0	0	-2.75	0.45	0	0	3790.6	0
willow	179	24	1979	6.86	0.39	3.96	0.13	0	0	0	2.06	0.45	0	0	3794.6	-0.01
willow	180	24	1979	0.25	0	2.01	1.13	0	0	0	-1.84	0.45	0	0	3796.6	0.02
willow	181	24	1979	1.52	0	2.71	1.13	0.01	0	0	-1.64	0.44	0	0	3799.3	0.01
willow	182	24	1979	3.05	0	3.83	0.82	-0.01	0	0	-1.21	0.44	0	0	3803.1	-0.01
willow	183	24	1979	8.13	0	5.44	1.02	0	0	0	2.26	0.43	0	0	3808.5	-0.01
willow	184	24	1979	0	0	2.11	1.54	-0.01	0	0	-2.51	0.43	0	0	3810.6	-0.01
willow	185	24	1979	0	0	2.5	1.44	-0.01	0	0	-2.9	0.42	0	0	3813.1	-0.01
willow	186	24	1979	0	0	2.52	1.05	0	0	0	-2.93	0.42	0	0	3815.7	0
willow	187	24	1979	0	0	1.37	1.01	0.01	0	0	-1.79	0.42	0	0	3817	0
willow	188	24	1979	0	0	2.23	1.32	0	0	0	-2.63	0.41	0	0	3819.3	-0.01
willow	189	24	1979	0	0	1.94	1.28	0	0	0	-2.34	0.41	0	0	3821.2	-0.01
willow	190	24	1979	0	0	1.27	0.96	0.01	0	0	-1.68	0.4	0	0	3822.5	0
willow	191	24	1979	0	0	1.47	0.98	0	0	0	-1.86	0.4	0	0	3823.9	-0.01
willow	192	24	1979	1.52	0	2.98	0.93	0.01	0	0	-1.85	0.4	0	0	3826.9	0
willow	193	24	1979	0	0	1.4	1.07	0	0	0	-1.78	0.39	0	0	3828.3	-0.01
willow	194	24	1979	0	0	1.34	1.15	0	0	0	-1.71	0.39	0	0	3829.7	-0.02
willow	195	24	1979	0	0	0.98	1.04	0	0	0	-1.35	0.38	0	0	3830.6	-0.01
willow	196	24	1979	13.97	0	5.89	1.77	0.02	0	0	7.69	0.38	0	0	3836.5	-0.01
willow	197	24	1979	0.51	0	1.99	1.18	-0.01	0	0	-1.84	0.38	0	0	3838.5	-0.01
willow	198	24	1979	0	0	2.05	0.98	-0.01	0	0	-2.39	0.37	0	0	3840.6	-0.02
willow	199	24	1979	0	0	2.01	0.92	-0.01	0	0	-2.36	0.37	0	0	3842.6	-0.01
willow	200	24	1979	0	0	1.96	0.95	0	0	0	-2.31	0.36	0	0	3844.5	-0.01
willow	201	24	1979	0	0	1.34	0.82	0.01	0	0	-1.69	0.36	0	0	3845.9	-0.01
willow	202	24	1979	0	0	1.28	0.8	0	0	0	-1.63	0.36	0	0	3847.2	-0.01
willow	203	24	1979	0	0	1.47	0.81	0	0	0	-1.82	0.35	0	0	3848.6	-0.01
willow	204	24	1979	2.79	0	2.9	0.45	0.01	0	0	-0.46	0.35	0	0	3851.5	0
willow	205	24	1979	0	0	1.34	0.85	0.01	0	0	-1.69	0.35	0	0	3852.9	-0.01
willow	206	24	1979	0	0	1.31	0.86	0	0	0	-1.66	0.34	0	0	3854.2	0
willow	207	24	1979	10.41	0	4.76	0.39	0	0	0	5.29	0.34	0	0	3859	0.01
willow	208	24	1979	0.76	0	1.71	0.52	-0.01	0	0	-1.26	0.34	0	0	3860.7	-0.01
willow	209	24	1979	2.29	0	2.92	0.46	0	0	0	-0.95	0.33	0	0	3863.6	-0.02
willow	210	24	1979	0	0	1.04	0.71	0	0	0	-1.37	0.33	0	0	3864.6	-0.01
willow	211	24	1979	0	0	1.32	0.82	0	0	0	-1.64	0.33	0	0	3865.9	-0.01

Attachment D-1
Honeywell
Wastebeds 9-15 SWSR Pre-Design Investigation
SHAW Output Data

RUN	DAY	HR	YR	PRECIP	precip INTRCP	ET	TRANSP	CANOPY chg in storage	SNOW chg in storage	RESIDUE chg in storage	SOIL chg in storage	PERC	RUNOFF	PONDED	Etcum	ERROR
willow	212	24	1979	15.75	0	6.51	2.2	0.01	0	0	8.92	0.32	0	0	3872.5	-0.01
willow	213	24	1979	1.78	0	4.74	2.57	0.01	0	0	-3.28	0.32	0	0	3877.2	-0.02
willow	214	24	1979	13.97	0	6.16	2.03	0	0	0	7.5	0.32	0	0	3883.4	0
willow	215	24	1979	0.25	0	4.38	3.62	-0.01	0	0	-4.41	0.31	0	0	3887.7	-0.02
willow	216	24	1979	0	0	2.84	2.57	0	0	0	-3.14	0.31	0	0	3890.6	-0.02
willow	217	24	1979	0	0	3.06	2.3	0	0	0	-3.36	0.31	0	0	3893.6	-0.01
willow	218	24	1979	7.11	0	5.73	1.04	-0.02	0	0	1.11	0.31	0	0	3899.4	-0.01
willow	219	24	1979	0	0	2.63	1.97	-0.01	0	0	-2.92	0.3	0	0	3902	-0.01
willow	220	24	1979	0	0	2.24	1.51	0.02	0	0	-2.56	0.3	0	0	3904.2	0.01
willow	221	24	1979	0	0	2.17	1.35	-0.02	0	0	-2.43	0.3	0	0	3906.4	-0.02
willow	222	24	1979	23.88	0	6.62	2.16	0.01	0	0	16.94	0.3	0	0	3913	0
willow	223	24	1979	0	0	3.78	2.97	-0.01	0	0	-4.05	0.29	0	0	3916.8	-0.02
willow	224	24	1979	0	0	2.37	1.98	0	0	0	-2.61	0.29	0	0	3919.2	-0.04
willow	225	24	1979	0.25	0	3.38	2.73	0	0	0	-3.38	0.29	0	0	3922.6	-0.03
willow	226	24	1979	12.95	0	6.35	1.92	0.01	0	0	6.32	0.28	0	0	3928.9	0
willow	227	24	1979	4.83	1.1	3.48	0.15	-0.01	0	0	-0.01	0.28	0	0	3932.4	-0.01
willow	228	24	1979	0	0	4.8	2.94	0	0	0	-3.98	0.28	0	0	3937.2	0
willow	229	24	1979	0	0	3.64	3.22	0	0	0	-3.89	0.28	0	0	3940.8	-0.02
willow	230	24	1979	3.56	0	4.7	1.08	0.01	0	0	-1.44	0.27	0	0	3945.5	0.01
willow	231	24	1979	0	0	2.39	2.12	0.01	0	0	-2.66	0.27	0	0	3947.9	-0.02
willow	232	24	1979	0	0	2.51	2.17	0	0	0	-2.78	0.27	0	0	3950.4	-0.01
willow	233	24	1979	0	0	2.67	2.16	0	0	0	-2.93	0.27	0	0	3953.1	-0.01
willow	234	24	1979	0	0	2.6	1.92	0	0	0	-2.84	0.26	0	0	3955.7	-0.02
willow	235	24	1979	0.51	0	1.87	1.08	0	0	0	-1.62	0.26	0	0	3957.6	-0.01
willow	236	24	1979	0	0	2.01	1.5	0.02	0	0	-2.29	0.26	0	0	3959.6	0
willow	237	24	1979	7.62	0	5.11	0.66	-0.01	0	0	2.27	0.26	0	0	3964.7	-0.01
willow	238	24	1979	2.79	0	3.68	0.81	-0.01	0	0	-1.12	0.26	0	0	3968.4	-0.02
willow	239	24	1979	13.46	0	4.28	0.17	0.01	0	0	8.95	0.25	0	0	3972.7	-0.02
willow	240	24	1979	0	0	3.57	3.11	0	0	0	-3.8	0.25	0	0	3976.2	-0.02
willow	241	24	1979	0	0	2.68	2.51	0.01	0	0	-2.94	0.25	0	0	3978.9	0
willow	242	24	1979	0.76	0	3.61	2.25	0	0	0	-3.07	0.25	0	0	3982.5	-0.02
willow	243	24	1979	0	0	2.21	1.48	-0.02	0	0	-2.41	0.25	0	0	3984.7	-0.02
willow	244	24	1979	0	0	2.05	1.6	0	0	0	-2.28	0.24	0	0	3986.8	-0.01
willow	245	24	1979	23.37	0	5.71	1.88	0.02	0	0	17.41	0.24	0	0	3992.5	-0.01
willow	246	24	1979	0	0	3.44	2.95	0	0	0	-3.67	0.24	0	0	3995.9	-0.01
willow	247	24	1979	0	0	3.82	3.15	-0.01	0	0	-4.02	0.24	0	0	3999.7	-0.03
willow	248	24	1979	0	0	3.71	3.16	0.01	0	0	-3.93	0.24	0	0	4003.4	-0.03
willow	249	24	1979	59.18	0	4.11	0.26	0	0	0	54.85	0.23	0	0	4007.5	-0.01
willow	250	24	1979	0.25	0	4.51	3.15	-0.02	0	0	-4.45	0.23	0	0	4012.1	-0.02
willow	251	24	1979	0	0	4.18	2.94	-0.02	0	0	-4.38	0.23	0	0	4016.2	-0.01
willow	252	24	1979	0	0	3.69	3.06	0	0	0	-3.91	0.23	0	0	4019.9	-0.01
willow	253	24	1979	2.79	0	5.03	2.42	0.01	0	0	-2.46	0.23	0	0	4025	-0.01
willow	254	24	1979	0	0	3.82	2.96	-0.01	0	0	-4.02	0.22	0	0	4028.8	-0.01
willow	255	24	1979	0	0	4.17	3.62	0.01	0	0	-4.37	0.22	0	0	4032.9	-0.03
willow	256	24	1979	0	0	3.88	3.56	0.01	0	0	-4.1	0.22	0	0	4036.8	-0.01
willow	257	24	1979	33.02	0	5.17	1.76	0.01	0	0	27.63	0.22	0	0	4042	-0.02
willow	258	24	1979	0	0	2.99	2.18	-0.02	0	0	-3.17	0.22	0	0	4045	-0.02
willow	259	24	1979	0	0	3.08	2.64	0	0	0	-3.29	0.22	0	0	4048.1	-0.01
willow	260	24	1979	0	0	3.56	3.04	0	0	0	-3.76	0.21	0	0	4051.6	-0.01
willow	261	24	1979	1.52	0	3.67	2.18	0	0	0	-2.35	0.21	0	0	4055.3	-0.01
willow	262	24	1979	1.27	0	3.44	1.62	-0.02	0	0	-2.35	0.21	0	0	4058.7	-0.02
willow	263	24	1979	0	0	3.52	2.93	0	0	0	-3.71	0.21	0	0	4062.2	-0.01
willow	264	24	1979	0	0	2.79	2.43	0.02	0	0	-3.02	0.21	0	0	4065	0.01
willow	265	24	1979	0	0	3.33	2.62	-0.01	0	0	-3.5	0.21	0	0	4068.4	-0.02
willow	266	24	1979	0	0	3.24	2.49	-0.01	0	0	-3.43	0.2	0	0	4071.6	-0.01
willow	267	24	1979	0	0	3.25	2.73	0	0	0	-3.44	0.2	0	0	4074.8	-0.01
willow	268	24	1979	0	0	3.45	2.96	0.01	0	0	-3.65	0.2	0	0	4078.3	-0.01
willow	269	24	1979	0	0	2.68	2.4	0.01	0	0	-2.88	0.2	0	0	4081	-0.01
willow	270	24	1979	0	0	2.63	2.34	0	0	0	-2.82	0.2	0	0	4083.6	-0.01
willow	271	24	1979	11.94	0.35	3.08	0.23	0.01	0	0	8.32	0.2	0	0	4086.7	-0.01
willow	272	24	1979	0	0	2.29	1.6	0	0	0	-2.13	0.2	0	0	4089	-0.01
willow	273	24	1979	0	0	3.15	2.53	0	0	0	-3.33	0.19	0	0	4092.1	-0.02
willow	274	24	1979	0	0	2.02	1.5	0	0	0	-2.19	0.19	0	0	4094.2	-0.02
willow	275	24	1979	0	0	2.47	1.96	0	0	0	-2.65	0.19	0	0	4096.6	-0.02
willow	276	24	1979	0.51	0	1.65	1.01	0	0	0	-1.31	0.19	0	0	4098.3	-0.02
willow	277	24	1979	0	0	2.52	1.83	-0.01	0	0	-2.7	0.19	0	0	4100.8	-0.01
willow	278	24	1979	30.23	0	2.87	0.2	0	0	0	27.18	0.19	0	0	4103.7	-0.01
willow	279	24	1979	1.27	0	3.13	1.38	-0.01	0	0	-2.04	0.19	0	0	4106.8	0
willow	280	24	1979	2.29	0	3.03	0.85	-0.01	0	0	-0.92	0.18	0	0	4109.8	0
willow	281	24	1979	0.51	0	2.5	1.13	-0.01	0	0	-2.17	0.18	0	0	4112.3	0
willow	282	24	1979	3.81	0	2.79	0.24	0	0	0	0.83	0.18	0	0	4115.1	0
willow	283	24	1979	0	0	1.88	1.06	0	0	0	-2.06	0.18	0	0	4117	0
willow	284	24	1979	0	0	2.11	1.21	0	0	0	-2.29	0.18	0	0	4119.1	0
willow	285	24	1979	3.81	0	2.68	0.43	0.01	0	0	0.94	0.18	0	0	4121.8	0.01
willow	286	24	1979	4.06	0	2.46	0.29	-0.01	0	0	1.44	0.18	0	0	4124.3	-0.01
willow	287	24	1979	3.3	0	2.18	0.11	0	0	0	0.95	0.18	0	0	4126.4	0
willow	288	24	1979	0	0	1.44	0.7	0	0	0	-1.6	0.17	0	0	4127.9	-0.02
willow	289	24	1979	0	0	1.54	0.87	-0.01	0	0	-1.71	0.17	0	0	4129.4	0
willow	290	24	1979	1.78	0	1.72	0.44	0.01	0	0	-0.12	0.17	0	0	4131.1	0
willow	291	24	1979	0	0	1.2	0.48	0	0	0	-1.35	0.17	0	0	4132.3	-0.02
willow	292	24	1979	0	0	2.03	1.36	0.01	0	0	-2.18	0.17	0	0	4134.4	-0.03
willow	293	24	1979	1.27	0	2.33	1.27	0.01	0	0	-1.25	0.17	0	0	4136.7	0.01
willow	294	24	1979	0	0	1.81	1.37	0.01	0	0	-2.01	0.17	0	0	4138.5	0.03
willow	295	24	1979	0	0	1.81	1.27	0	0	0	-1.96	0.17	0	0	4140.3	-0.02
willow	296	24	1979	12.7	0	3.07	0.66	-0.01	0	0	9.58	0.17	0	0	4143.4	-0.11
willow	297	24	1979	0.76	0	2.47	0.34	-0.01	0	0	-1.84	0.16	0	0	4145.8	-0.02
willow	298	24	1979	0.51	0	1.87	0.17	0	0	0	-1.5	0.16	0	0	4147.7	-0.01
willow	299	24	1979	1.02	0	1.79	0.16	0	0	0	-0.93	0.16	0	0	4149.5	-0.01
willow	300	24	1979	0	0	1.12	0	0	0	0	-1.27	0.16	0	0	4150.6	-0.01
willow	301	24	1979	6.1	0	1.19	0.11	0.01	0	0	4.74	0.16	0	0	4151.8	0
willow	302	24	1979	0	0	1.18	0.08	0	0	0	-1.32	0.16	0	0	4153	-0.02
willow	303	24	1979	0	0	0.99	0.03	0	0	0	-1.15	0.16	0	0	4154	0
willow	304	24	1979	0	0	0.88	0.1	0	0	0	-1.03	0.16	0	0	4154.8	0
willow	305	24	1979	0	0	2.24	0	0	0	0	-2.4	0.16	0	0	4157.1	0
willow	306	24	1979	17.02	0	1.48	0	0	0	0	15.38	0.15	0	0	4158.6	0
willow	307	24	1979	0	0	1.43	0	0	0	0	-1.59	0.15	0	0	4160	0
willow	308	24	1979	0	0	1.5	0	0	0	0	-1.66	0.15	0	0	4161.5	0
willow	309	24	1979	0	0	1	0	0	0	0	-1.16	0.15	0	0	4162.5	0
willow	310	24	1979	0	0	1.37	0	0	0	0	-1.52	0.15	0	0	4163.9	0
willow	311	24	1979	4.32	0	0.8	0	0	0	0	3.36	0.15	0	0	4164.7	0
willow	312	24	1979	0	0	2.26	0	0	0	0	-2.41	0.15	0	0	4166.9	0
willow	313	24	1979	9.65	0	1.42	0	0	0	0	8.08	0.15	0	0	4168.4	0
willow	314	24	1979	0.51	0	1.8	0	0	0	0	-1.44	0.15	0	0	4170.1	0

Attachment D-1
Honeywell
Wastebeds 9-15 SWSR Pre-Design Investigation
SHAW Output Data

RUN	DAY	HR	YR	PRECIP	precip INTRCP	ET	TRANSP	CANOPY chg in storage	SNOW chg in storage	RESIDUE chg in storage	SOIL chg in storage	PERC	RUNOFF	PONDED	Etcum	ERROR
willow	315	24	1979	0	0	0.99	0	0	0	0	-1.14	0.15	0	0	4171.1	0
willow	316	24	1979	0	0	1.2	0	0	0	0	-1.35	0.15	0	0	4172.3	0
willow	317	24	1979	5.08	0	0.51	0	0	0	0	4.42	0.14	0	0	4172.9	0
willow	318	24	1979	0.76	0	0.89	0	0	0	0	-0.27	0.14	0	0	4173.7	0
willow	319	24	1979	0.76	0	0.98	0	0	0	0	-0.36	0.14	0	0	4174.7	0
willow	320	24	1979	3.56	0	1.13	0	0	3.23	0	-0.94	0.14	0	0	4175.8	0
willow	321	24	1979	0	0	-0.26	0	0	-3.23	0	3.35	0.14	0	0	4175.6	0
willow	322	24	1979	0	0	0.61	0	0	0	0	-0.75	0.14	0	0	4176.2	0
willow	323	24	1979	0	0	0.94	0	0	0	0	-1.08	0.14	0	0	4177.1	0
willow	324	24	1979	0.51	0	1	0	0	0	0	-0.63	0.14	0	0	4178.1	0
willow	325	24	1979	0	0	1.26	0	0	0	0	-1.4	0.14	0	0	4179.4	0
willow	326	24	1979	5.84	0	0.55	0	0	0	0	5.15	0.14	0	0	4179.9	0
willow	327	24	1979	0.51	0	1.48	0	0	0	0	-1.11	0.14	0	0	4181.4	0
willow	328	24	1979	5.59	0	1.12	0	0	0	0	4.33	0.14	0	0	4182.5	0
willow	329	24	1979	13.21	0	0.7	0	0	0	0	12.38	0.14	0	0	4183.2	0
willow	330	24	1979	14.99	0	1.03	0	0	0	0	13.82	0.13	0	0	4184.3	0
willow	331	24	1979	0	0	2.59	0	0	0	0	-2.73	0.13	0	0	4186.9	0
willow	332	24	1979	0.25	0	2.66	0	0	0	0	-2.54	0.13	0	0	4189.5	0
willow	333	24	1979	0	0	3.41	0	0	0	0	-3.55	0.13	0	0	4192.9	0
willow	334	24	1979	0	0	2.3	0	0	0	0	-2.43	0.13	0	0	4195.2	0
willow	335	24	1979	0	0	1.09	0	0	0	0	-1.22	0.13	0	0	4196.3	0
willow	336	24	1979	1.27	0	0.3	0	0	1.22	0	-0.38	0.13	0	0	4196.6	0
willow	337	24	1979	0	0	0.45	0	0	-0.17	0	-0.41	0.13	0	0	4197.1	0
willow	338	24	1979	0.51	0	0.61	0	0	-0.4	0	0.17	0.13	0	0	4197.7	0
willow	339	24	1979	0	0	0.63	0	0	-0.65	0	-0.11	0.13	0	0	4198.3	0
willow	340	24	1979	2.79	0	2.14	0	0	0	0	0.53	0.13	0	0	4200.5	0
willow	341	24	1979	0	0	1.45	0	0	0	0	-1.58	0.13	0	0	4201.9	0
willow	342	24	1979	1.78	0	4.01	0	0	0	0	-2.36	0.13	0	0	4205.9	0
willow	343	24	1979	1.78	0	1.15	0	0	1.27	0	-0.77	0.13	0	0	4207.1	0
willow	344	24	1979	0	0	0.35	0	0	-1.27	0	0.79	0.12	0	0	4207.4	0
willow	345	24	1979	0	0	3.04	0	0	0	0	-3.17	0.12	0	0	4210.5	0
willow	346	24	1979	2.54	0	1.87	0	0	0	0	0.55	0.12	0	0	4212.3	0
willow	347	24	1979	0	0	1.48	0	0	0	0	-1.6	0.12	0	0	4213.8	0
willow	348	24	1979	4.06	0	0.2	0	0	4	0	-0.26	0.12	0	0	4214	0
willow	349	24	1979	0	0	0.5	0	0	-0.33	0	-0.29	0.12	0	0	4214.5	0
willow	350	24	1979	0.76	0	0.14	0	0	-2.36	0	2.87	0.12	0	0	4214.7	0
willow	351	24	1979	2.03	0	0.48	0	0	2	0	-0.57	0.12	0	0	4215.1	0
willow	352	24	1979	3.56	0	-0.14	0	0	3.81	0	-0.24	0.12	0	0	4215	0
willow	353	24	1979	1.27	0	-0.07	0	0	1.44	0	-0.22	0.12	0	0	4214.9	0
willow	354	24	1979	0	0	-0.01	0	0	0.09	0	-0.2	0.12	0	0	4214.9	0
willow	355	24	1979	0	0	-0.01	0	0	0.08	0	-0.19	0.12	0	0	4214.9	0
willow	356	24	1979	0	0	-0.02	0	0	-0.38	0	0.28	0.12	0	0	4214.9	0
willow	357	24	1979	0.76	0	-0.28	0	0	-6.14	0	7.06	0.12	0	0	4214.6	0
willow	358	24	1979	11.43	0	-0.78	0	0	-2.22	0	14.3	0.12	0	0	4213.8	0.01
willow	359	24	1979	11.43	0	0.64	0	0	0	0	10.67	0.12	0	0	4214.5	0
willow	360	24	1979	0.76	0	1.16	0	0	0	0	-0.51	0.12	0	0	4215.6	0
willow	361	24	1979	0	0	1.67	0	0	0	0	-1.78	0.12	0	0	4217.3	0
willow	362	24	1979	0	0	0.9	0	0	0	0	-1.02	0.12	0	0	4218.2	0
willow	363	24	1979	0	0	0.35	0	0	0	0	-0.46	0.12	0	0	4218.6	0
willow	364	24	1979	0	0	1.23	0	0	0	0	-1.34	0.11	0	0	4219.8	0
willow	365	24	1979	0	0	1.08	0	0	0	0	-1.19	0.11	0	0	4220.9	0
willow	1	24	1980	0	0	0.11	0	0	0	0	-0.23	0.11	0	0	4221	0
willow	2	24	1980	0.25	0	0.8	0	0	0	0	-0.66	0.11	0	0	4221.8	0
willow	3	24	1980	0.25	0	0.74	0	0	0	0	-0.86	0.11	0	0.25	4222.5	0
willow	4	24	1980	0	0	0.65	0	0	0	0	-0.76	0.11	0	0.25	4223.2	0
willow	5	24	1980	0	0	1.01	0	0	0	0	-1.12	0.11	0	0.25	4224.2	0
willow	6	24	1980	0	0	0.73	0	0	0	0	-0.84	0.11	0	0.25	4224.9	0
willow	7	24	1980	0	0	2.39	0	0	0	0	-2.25	0.11	0	0	4227.3	0
willow	8	24	1980	0	0	1.47	0	0	0	0	-1.58	0.11	0	0	4228.8	0
willow	9	24	1980	0.25	0	1.15	0	0	0	0	-1.26	0.11	0	0.25	4229.9	0
willow	10	24	1980	0.25	0	1.12	0	0	0	0	-1.22	0.11	0	0.5	4231	0
willow	11	24	1980	0.25	0	1.37	0	0	0	0	-0.73	0.11	0	0	4232.4	0
willow	12	24	1980	0.25	0	4.43	0	0	0	0	-4.29	0.11	0	0	4236.8	0
willow	13	24	1980	0	0	1.28	0	0	0	0	-1.39	0.11	0	0	4238.1	0
willow	14	24	1980	10.92	0	0.11	0	0	0	0	10.71	0.11	0	0	4238.2	0
willow	15	24	1980	0	0	0.48	0	0	0	0	-0.59	0.11	0	0	4238.7	0
willow	16	24	1980	0	0	0.93	0	0	0	0	-1.03	0.11	0	0	4239.6	0
willow	17	24	1980	0.51	0	0.89	0	0	0	0	-0.49	0.11	0	0	4240.5	0
willow	18	24	1980	0	0	0.84	0	0	0	0	-0.95	0.11	0	0	4241.4	0
willow	19	24	1980	0.76	0	1.22	0	0	0	0	-0.56	0.11	0	0	4242.6	0
willow	20	24	1980	0.76	0	0.81	0	0	0.76	0	-0.92	0.11	0	0	4243.4	0
willow	21	24	1980	3.3	0	0.01	0	0	3.51	0	-0.33	0.11	0	0	4243.4	0
willow	22	24	1980	0.51	0	-0.14	0	0	0.8	0	-0.25	0.11	0	0	4243.3	0
willow	23	24	1980	0	0	0.36	0	0	-0.19	0	-0.27	0.11	0	0	4243.6	0
willow	24	24	1980	8.13	0	0	0	0	8.25	0	-0.23	0.11	0	0	4243.6	0
willow	25	24	1980	1.52	0	-0.06	0	0	1.64	0	-0.16	0.11	0	0	4243.6	0
willow	26	24	1980	7.62	0	-0.21	0	0	7.88	0	-0.15	0.11	0	0	4243.3	0
willow	27	24	1980	0.25	0	0	0	0	0.3	0	-0.15	0.11	0	0	4243.3	0
willow	28	24	1980	1.52	0	0.05	0	0	1.52	0	-0.15	0.11	0	0	4243.4	0
willow	29	24	1980	0	0	0.2	0	0	-0.12	0	-0.19	0.11	0	0	4243.6	0
willow	30	24	1980	0	0	0.03	0	0	0.11	0	-0.24	0.11	0	0	4243.6	0
willow	31	24	1980	0	0	0.04	0	0	0.12	0	-0.26	0.11	0	0	4243.7	0
willow	32	24	1980	0.25	0	0.04	0	0	0.35	0	-0.25	0.11	0	0	4243.7	0
willow	33	24	1980	0.76	0	0	0	0	0.86	0	-0.21	0.11	0	0	4243.7	0
willow	34	24	1980	1.52	0	-0.03	0	0	1.63	0	-0.18	0.11	0	0	4243.7	0
willow	35	24	1980	0.51	0	-0.06	0	0	0.65	0	-0.19	0.11	0	0	4243.6	0
willow	36	24	1980	1.02	0	-0.02	0	0	1.11	0	-0.18	0.11	0	0	4243.6	0
willow	37	24	1980	0	0	-0.04	0	0	0.11	0	-0.18	0.11	0	0	4243.6	0
willow	38	24	1980	0	0	0.05	0	0	0.01	0	-0.17	0.11	0	0	4243.6	0
willow	39	24	1980	0	0	-0.02	0	0	0.08	0	-0.17	0.11	0	0	4243.6	0
willow	40	24	1980	0	0	0.06	0	0	0	0	-0.17	0.11	0	0	4243.6	0
willow	41	24	1980	0	0	-0.01	0	0	0.1	0	-0.19	0.11	0	0	4243.6	0
willow	42	24	1980	0.25	0	0.13	0	0	0.18	0	-0.16	0.11	0	0	4243.8	0
willow	43	24	1980	2.79	0	0.07	0	0	2.77	0	-0.15	0.11	0	0	4243.8	0
willow	44	24	1980	3.56	0	-0.08	0	0	3.69	0	-0.16	0.11	0	0	4243.8	0
willow	45	24	1980	0	0	-0.08	0	0	0.12	0	-0.15	0.11	0	0	4243.7	0
willow	46	24	1980	1.02	0	-0.02	0	0	1.11	0	-0.18	0.11	0	0	4243.7	0
willow	47	24	1980	6.6	0	-0.05	0	0	6.71	0	-0.17	0.11	0	0	4243.6	0
willow	48	24	1980	4.32	0	-0.04	0	0	4.4	0	-0.14	0.11	0	0	4243.6	0
willow	49	24	1980	0	0	0.16	0	0	-0.13	0	-0.13	0.11	0	0	4243.7	0
willow	50	24	1980	0	0	0.13	0	0	-0.1	0	-0.14	0.11	0	0	4243.9	0
willow	51	24	1980	0	0	0.08	0	0	-0.29	0	0.1	0.11	0	0	4243.9	0
willow	52	24	1980	0.25	0	-0.04	0	0	-1.46	0	1.65	0.11	0	0	4243.9	0

Attachment D-1
Honeywell
Wastebeds 9-15 SWSR Pre-Design Investigation
SHAW Output Data

RUN	DAY	HR	YR	PRECIP	precip INTRCP	ET	TRANSP	CANOPY chg in storage	SNOW chg in storage	RESIDUE chg in storage	SOIL chg in storage	PERC	RUNOFF	PONDED	Etcum	ERROR
willow	53	24	1980	4.57	0	0.17	0	0	3.65	0	0.65	0.11	0	0	4244.1	0
willow	54	24	1980	0	0	0.29	0	0	-0.91	0	0.51	0.11	0	0	4244.4	0
willow	55	24	1980	1.02	0	0.39	0	0	-1.98	0	2.5	0.11	0	0	4244.8	0
willow	56	24	1980	0	0	0.3	0	0	-0.4	0	0	0.11	0	0	4245	0
willow	57	24	1980	0	0	0.57	0	0	-0.48	0	-0.2	0.11	0	0	4245.6	0
willow	58	24	1980	1.78	0	0.34	0	0	1.49	0	-0.16	0.11	0	0	4246	0
willow	59	24	1980	1.78	0	-0.02	0	0	1.84	0	-0.15	0.11	0	0	4245.9	0
willow	60	24	1980	3.05	0	0.07	0	0	3.02	0	-0.15	0.11	0	0	4246	0
willow	61	24	1980	0.25	0	0.05	0	0	0.23	0	-0.13	0.1	0	0	4246.1	0
willow	62	24	1980	0	0	0.05	0	0	-0.02	0	-0.14	0.1	0	0	4246.1	0
willow	63	24	1980	0.25	0	0.19	0	0	0.09	0	-0.13	0.1	0	0	4246.3	0
willow	64	24	1980	0	0	0.16	0	0	-0.13	0	-0.13	0.1	0	0	4246.5	0
willow	65	24	1980	8.13	0	-0.08	0	0	-2.68	0	10.79	0.1	0	0	4246.4	0
willow	66	24	1980	2.03	0	0.52	0	0	1.53	0	-0.12	0.1	0	0	4246.9	0
willow	67	24	1980	2.03	0	0.03	0	0	-0.79	0	2.68	0.1	0	0	4247	0
willow	68	24	1980	10.67	0	-0.04	0	0	-1.64	0	12.25	0.1	0	0	4246.9	0
willow	69	24	1980	0	0	0.46	0	0	-0.79	0	0.23	0.1	0	0	4247.4	0
willow	70	24	1980	0.25	0	0.17	0	0	-6.8	0	6.78	0.1	0	0	4247.5	0
willow	71	24	1980	2.03	0	1.2	0	0	-1.92	0	2.65	0.1	0	0	4248.7	0
willow	72	24	1980	0.51	0	0.72	0	0	-0.13	0	-0.19	0.1	0	0	4249.5	0
willow	73	24	1980	2.29	0	0.35	0	0	2	0	-0.17	0.1	0	0	4249.8	0
willow	74	24	1980	11.43	0	0.16	0	0	11.28	0	-0.11	0.1	0	0	4250	0
willow	75	24	1980	0.76	0	0.3	0	0	0.47	0	-0.12	0.1	0	0	4250.3	0
willow	76	24	1980	0	0	0.26	0	0	-0.25	0	-0.12	0.1	0	0	4250.5	0
willow	77	24	1980	0.25	0	-0.26	0	0	-11.72	0	0.06	0.1	12.07	0	4250.3	0
willow	78	24	1980	6.6	0	0.42	0	0	-27.46	0	2.63	0.1	30.91	0	4250.7	0
willow	79	24	1980	0	0	0.32	0	0	-8.11	0	6.17	0.1	1.51	0	4251	0
willow	80	24	1980	0	0	0.31	0	0	-5.83	0	5.4	0.1	0	0	4251.3	0.02
willow	81	24	1980	23.62	0	1.39	0	0	0	0	22.12	0.1	0	0	4252.7	0.01
willow	82	24	1980	2.54	0	0.66	0	0	1.68	0	0.1	0.1	0	0	4253.4	0
willow	83	24	1980	0	0	0.98	0	0	-1.68	0	0.6	0.1	0	0	4254.4	0
willow	84	24	1980	6.86	0	2.53	0	0	0	0	4.23	0.1	0	0	4256.9	-0.01
willow	85	24	1980	3.56	0	1.85	0	0	0	0	1.61	0.1	0	0	4258.7	-0.01
willow	86	24	1980	0	0	3.03	0	0	0	0	-3.13	0.1	0	0	4261.8	0
willow	87	24	1980	0	0	1.78	0	0	0	0	-1.88	0.1	0	0	4263.5	0
willow	88	24	1980	0	0	3.53	0	0	0	0	-3.63	0.1	0	0	4267.1	0
willow	89	24	1980	21.08	0	2.58	0	0	0	0	18.4	0.1	0	0	4269.7	0
willow	90	24	1980	0.76	0	1.46	0	0	0	0	-0.79	0.1	0	0	4271.1	0
willow	91	24	1980	4.32	0	2.34	0	0	0	0	1.87	0.1	0	0	4273.5	0
willow	92	24	1980	0	0	2.06	0.07	0	0	0	-2.17	0.1	0	0	4275.5	0.01
willow	93	24	1980	0.51	0	3	0.12	0	0	0	-2.62	0.1	0	0	4278.5	0.02
willow	94	24	1980	0	0	3.43	0.25	-0.01	0	0	-3.54	0.1	0	0	4282	0.02
willow	95	24	1980	10.41	0	2.86	0.32	0.01	0	0	7.45	0.1	0	0	4284.8	0
willow	96	24	1980	0.51	0	3.41	0.35	-0.01	0	0	-2.98	0.1	0	0	4288.2	-0.01
willow	97	24	1980	0	0	3.06	0.56	0	0	0	-3.19	0.1	0	0	4291.3	0.02
willow	98	24	1980	0	0	5.73	1.09	0	0	0	-5.83	0.1	0	0	4297	0
willow	99	24	1980	3.56	0	5.4	1	0.01	0	0	-1.95	0.1	0	0	4302.4	0
willow	100	24	1980	22.1	0	2.96	0.5	0	0	0	19.04	0.1	0	0	4305.4	-0.01
willow	101	24	1980	0.76	0	3.58	0.48	-0.01	0	0	-2.91	0.1	0	0	4309	-0.01
willow	102	24	1980	0	0	2.32	0.62	0	0	0	-2.4	0.1	0	0	4311.3	-0.02
willow	103	24	1980	9.91	0	2.4	0.3	0	0	0	7.43	0.1	0	0	4313.7	-0.03
willow	104	24	1980	0	0	3.1	0.86	-0.01	0	0	-3.18	0.1	0	0	4316.8	-0.01
willow	105	24	1980	3.3	0	2.42	0.47	0.01	0	0	0.77	0.1	0	0	4319.2	0
willow	106	24	1980	5.33	0	3.95	0.75	0	0	0	1.29	0.1	0	0	4323.2	0
willow	107	24	1980	1.02	0	2.9	0	-0.01	0	0	-1.97	0.1	0	0	4326.1	0
willow	108	24	1980	0	0	1.71	0.81	0	0	0	-1.8	0.1	0	0	4327.8	0
willow	109	24	1980	0.51	0	3.1	1.45	0.01	0	0	-2.72	0.1	0	0	4330.9	0.02
willow	110	24	1980	0	0	3.83	1.91	0	0	0	-3.95	0.1	0	0	4334.7	0.02
willow	111	24	1980	0	0	2.53	1.44	0.01	0	0	-2.65	0.1	0	0	4337.2	0.01
willow	112	24	1980	0	0	4.54	1.94	-0.01	0	0	-4.63	0.11	0	0	4341.8	0
willow	113	24	1980	0	0	4.37	1.98	0	0	0	-4.47	0.11	0	0	4346.1	0
willow	114	24	1980	0	0	2.3	1.79	0.01	0	0	-2.42	0.11	0	0	4348.4	0
willow	115	24	1980	1.02	0	2.4	0.98	0	0	0	-1.5	0.11	0	0	4350.8	0
willow	116	24	1980	6.1	0	2.44	0.39	0.01	0	0	3.55	0.11	0	0	4353.3	-0.01
willow	117	24	1980	0	0	3.98	2.15	-0.01	0	0	-4.1	0.11	0	0	4357.2	0.01
willow	118	24	1980	0	0	3.92	2.13	0	0	0	-4.04	0.11	0	0	4361.2	0
willow	119	24	1980	12.45	0	3.01	0.54	0.01	0	0	9.29	0.12	0	0	4364.2	0.03
willow	120	24	1980	7.11	0	3.09	0.65	0	0	0	3.89	0.12	0	0	4367.3	0.01
willow	121	24	1980	0	0	4.25	2.54	0	0	0	-4.37	0.12	0	0	4371.5	-0.01
willow	122	24	1980	0	0	3.77	2.55	0	0	0	-3.9	0.12	0	0	4375.3	0
willow	123	24	1980	1.78	0	5.18	2.33	0	0	0	-3.53	0.13	0	0	4380.5	-0.01
willow	124	24	1980	0	0	5.72	3.99	-0.01	0	0	-5.85	0.13	0	0	4386.2	0
willow	125	24	1980	0	0	6.14	3.71	-0.02	0	0	-6.25	0.13	0	0	4392.3	0
willow	126	24	1980	0	0	5.91	4.66	0.02	0	0	-6.05	0.13	0	0	4398.2	-0.02
willow	127	24	1980	1.52	0	3.5	1.66	0	0	0	-2.11	0.14	0	0	4401.7	-0.01
willow	128	24	1980	0	0	6.01	3.73	-0.01	0	0	-6.13	0.14	0	0	4407.7	0
willow	129	24	1980	0	0	4.88	2.73	-0.01	0	0	-5.01	0.14	0	0	4412.6	0
willow	130	24	1980	0.76	0	4.43	2.42	0	0	0	-3.82	0.15	0	0	4417	0.01
willow	131	24	1980	0	0	4.9	3.52	0	0	0	-5.05	0.15	0	0	4422	0
willow	132	24	1980	2.54	0	4.52	2.28	0.02	0	0	-2.16	0.15	0	0	4426.5	0.02
willow	133	24	1980	0.51	0	3.02	2.25	0	0	0	-2.66	0.15	0	0	4429.5	0
willow	134	24	1980	8.13	0	3.74	0.57	0.01	0	0	4.22	0.16	0	0	4433.2	0
willow	135	24	1980	2.54	0	6.46	3.07	-0.01	0	0	-4.07	0.16	0	0	4439.7	0
willow	136	24	1980	0	0	3.93	2.81	-0.01	0	0	-4.09	0.16	0	0	4443.6	0
willow	137	24	1980	0	0	3.04	2.69	0	0	0	-3.21	0.17	0	0	4446.7	0
willow	138	24	1980	0	0	6.64	5.01	0	0	0	-6.8	0.17	0	0	4453.3	-0.01
willow	139	24	1980	12.45	0	6.54	2.49	0.02	0	0	5.71	0.17	0	0	4459.8	0
willow	140	24	1980	0	0	4.77	3.36	0	0	0	-4.94	0.17	0	0	4464.6	-0.01
willow	141	24	1980	0	0	5.43	4.13	-0.01	0	0	-5.59	0.18	0	0	4470	0
willow	142	24	1980	0	0	5.35	3.93	0.01	0	0	-5.53	0.18	0	0	4475.4	0
willow	143	24	1980	0	0	6.18	4.57	0	0	0	-6.35	0.18	0	0	4481.6	-0.02
willow	144	24	1980	0	0	5.96	4.53	0	0	0	-6.13	0.18	0	0	4487.5	-0.01
willow	145	24	1980	0	0	5.24	3.86	0	0	0	-5.42	0.19	0	0	4492.8	-0.01
willow	146	24	1980	0	0	4.07	2.73	-0.02	0	0	-4.23	0.19	0	0	4496.8	0
willow	147	24	1980	0	0	3.38	2.13	-0.01	0	0	-3.56	0.19	0	0	4500.2	0
willow	148	24	1980	0	0	2.62	2.11	0	0	0	-2.8	0.19	0	0	4502.8	-0.01
willow	149	24	1980	0	0	2.75	2.31	0	0	0	-2.94	0.2	0	0	4505.6	0
willow	150	24	1980	0	0	1.63	1.76	0.01	0	0	-1.83	0.2	0	0	4507.2	0
willow	151	24	1980	0.51	0	2.04	1.94	0.02	0	0	-1.76	0.2	0	0	4509.2	0
willow	152	24	1980	3.3	0	4.55	1.5	0.02	0	0	-1.47	0.2	0	0	4513.8	0
willow	153	24	1980	16.51	0	5.96	1.67	-0.02	0	0	10.37	0.2	0	0	4519.8	0
willow	154	24	1980	4.32	0	4.47	1.03	0.03	0	0	-0.39	0.2	0	0	4524.2	0
willow	155	24	1980	7.37	0	4.26	0.62	-0.01	0	0	2.92	0.21	0	0	4528.5	-0.01

Attachment D-1
Honeywell
Wastebeds 9-15 SWSR Pre-Design Investigation
SHAW Output Data

RUN	DAY	HR	YR	PRECIP	precip INTRCP	ET	TRANSP	CANOPY chg in storage	SNOW chg in storage	RESIDUE chg in storage	SOIL chg in storage	PERC	RUNOFF	PONDED	Etcum	ERROR
willow	156	24	1980	0.76	0	4.56	2.78	-0.02	0	0	-3.98	0.21	0	0	4533	-0.01
willow	157	24	1980	0	0	3.82	2.51	-0.01	0	0	-4.01	0.21	0	0	4536.9	0
willow	158	24	1980	12.45	0	6.59	2.69	0.01	0	0	5.65	0.21	0	0	4543.5	-0.01
willow	159	24	1980	3.56	0	4.87	1.19	0.01	0	0	-1.53	0.21	0	0	4548.3	-0.01
willow	160	24	1980	15.24	0	6.58	2.36	-0.01	0	0	8.47	0.21	0	0	4554.9	-0.01
willow	161	24	1980	10.16	0	6.1	1.49	-0.01	0	0	3.87	0.21	0	0	4561	-0.01
willow	162	24	1980	0	0	3.23	2.71	0	0	0	-3.45	0.21	0	0	4564.2	0
willow	163	24	1980	0	0	5.9	4.49	0	0	0	-6.1	0.21	0	0	4570.1	-0.01
willow	164	24	1980	0	0	3.84	3.47	0	0	0	-4.05	0.21	0	0	4574	-0.01
willow	165	24	1980	0	0	4.55	4.14	0.01	0	0	-4.78	0.21	0	0	4578.5	-0.01
willow	166	24	1980	0	0	3.65	3.4	0.01	0	0	-3.86	0.21	0	0	4582.2	-0.01
willow	167	24	1980	13.21	0	5.88	1.87	0.01	0	0	7.11	0.21	0	0	4588.1	-0.01
willow	168	24	1980	0	0	4.94	3.53	-0.03	0	0	-5.12	0.21	0	0	4593	-0.01
willow	169	24	1980	0	0	4.49	3.42	0	0	0	-4.69	0.21	0	0	4597.5	-0.02
willow	170	24	1980	0	0	4.29	3.11	0.01	0	0	-4.5	0.21	0	0	4601.8	-0.01
willow	171	24	1980	0	0	3.55	2.61	0.01	0	0	-3.76	0.21	0	0	4605.3	-0.02
willow	172	24	1980	14.99	0	6.03	1.9	-0.01	0	0	8.76	0.21	0	0	4611.4	-0.02
willow	173	24	1980	0	0	4.26	3.72	0	0	0	-4.46	0.21	0	0	4615.6	-0.01
willow	174	24	1980	0	0	3.17	2.84	0.01	0	0	-3.39	0.21	0	0	4618.8	0
willow	175	24	1980	0	0	3.38	2.66	0.01	0	0	-3.59	0.21	0	0	4622.2	-0.01
willow	176	24	1980	0	0	2.16	1.92	0.01	0	0	-2.37	0.21	0	0	4624.3	-0.01
willow	177	24	1980	0	0	1.92	1.65	0.01	0	0	-2.12	0.21	0	0	4626.3	-0.01
willow	178	24	1980	0	0	1.65	1.35	0	0	0	-1.86	0.21	0	0	4627.9	-0.01
willow	179	24	1980	0	0	2.36	0.92	-0.01	0	0	-2.55	0.21	0	0	4630.3	-0.01
willow	180	24	1980	3.81	0	4.96	0.59	-0.02	0	0	-1.34	0.21	0	0	4635.2	0
willow	181	24	1980	6.86	0	4.84	0.48	0.02	0	0	1.8	0.21	0	0	4640.1	-0.01
willow	182	24	1980	3.81	0	4.28	0.33	-0.01	0	0	-0.69	0.21	0	0	4644.4	0.01
willow	183	24	1980	0	0	1.72	1.03	0	0	0	-1.92	0.21	0	0	4646.1	-0.01
willow	184	24	1980	3.81	0	4.22	0.41	0	0	0	-0.61	0.21	0	0	4650.3	-0.01
willow	185	24	1980	0	0	1.58	1.05	-0.01	0	0	-1.78	0.21	0	0	4651.9	-0.01
willow	186	24	1980	0	0	1.3	0.98	0	0	0	-1.5	0.21	0	0	4653.2	-0.01
willow	187	24	1980	2.79	0	3.25	0.59	0.01	0	0	-0.68	0.21	0	0	4656.4	0.01
willow	188	24	1980	0	0	1.9	0.79	-0.04	0	0	-2.06	0.21	0	0	4658.3	-0.01
willow	189	24	1980	0	0	2	0.94	0.01	0	0	-2.21	0.21	0	0	4660.3	0
willow	190	24	1980	1.27	0	2.51	0.78	0.02	0	0	-1.46	0.21	0	0	4662.8	0
willow	191	24	1980	0	0	0.95	0.76	-0.01	0	0	-1.14	0.2	0	0	4663.8	-0.01
willow	192	24	1980	0	0	1.13	0.9	0	0	0	-1.32	0.2	0	0	4664.9	-0.01
willow	193	24	1980	0	0	0.72	0.85	0.01	0	0	-0.93	0.2	0	0	4665.6	0
willow	194	24	1980	0	0	0.58	0.57	-0.03	0	0	-0.75	0.2	0	0	4666.2	-0.01
willow	195	24	1980	0	0	0.8	0.71	0.01	0	0	-1.01	0.2	0	0	4667	0
willow	196	24	1980	0	0	0.52	0.68	0.01	0	0	-0.72	0.2	0	0	4667.5	0
willow	197	24	1980	0	0	0.78	0.83	0.02	0	0	-1	0.2	0	0	4668.3	0
willow	198	24	1980	0.25	0	0.65	0.68	0.01	0	0	-0.6	0.2	0	0	4668.9	0
willow	199	24	1980	0	0	0.54	0.62	-0.01	0	0	-0.72	0.2	0	0	4669.5	-0.01
willow	200	24	1980	0	0	0.96	0.72	-0.01	0	0	-1.14	0.2	0	0	4670.4	-0.01
willow	201	24	1980	0.51	0	0.86	0.61	0.01	0	0	-0.55	0.2	0	0	4671.3	-0.01
willow	202	24	1980	6.1	0	3.84	0.21	0.02	0	0	2.05	0.19	0	0	4675.1	-0.01
willow	203	24	1980	3.56	0	3.57	0.39	0	0	0	-0.2	0.19	0	0	4678.7	-0.01
willow	204	24	1980	5.33	0	5.13	0.29	-0.02	0	0	0.04	0.19	0	0	4683.8	-0.01
willow	205	24	1980	0	0	1.83	0.69	-0.01	0	0	-2	0.19	0	0	4685.7	-0.01
willow	206	24	1980	0	0	1.45	0.72	-0.01	0	0	-1.61	0.19	0	0	4687.1	-0.02
willow	207	24	1980	0	0	1.01	0.65	0	0	0	-1.2	0.19	0	0	4688.1	-0.01
willow	208	24	1980	0.25	0	0.65	0.49	0.02	0	0	-0.59	0.19	0	0	4688.8	0
willow	209	24	1980	16	0	6.21	1.85	0.02	0	0	9.6	0.19	0	0	4695	-0.01
willow	210	24	1980	0.25	0	2.76	2.28	-0.01	0	0	-2.63	0.19	0	0	4697.7	-0.05
willow	211	24	1980	22.1	0	5.05	0.83	0.01	0	0	16.86	0.19	0	0	4702.8	-0.01
willow	212	24	1980	3.05	0	6.64	3.13	-0.01	0	0	-3.76	0.19	0	0	4709.4	-0.01
willow	213	24	1980	0	0	5.53	4.76	0	0	0	-5.69	0.18	0	0	4715	-0.02
willow	214	24	1980	11.43	0	6.75	2.27	0.02	0	0	4.48	0.18	0	0	4721.7	0
willow	215	24	1980	4.83	0	7.3	2.83	0	0	0	-2.64	0.18	0	0	4729	-0.01
willow	216	24	1980	1.78	0	4.33	2.4	0	0	0	-2.72	0.18	0	0	4733.3	-0.02
willow	217	24	1980	0	0	3.24	2.88	-0.02	0	0	-3.38	0.18	0	0	4736.6	-0.02
willow	218	24	1980	0	0	2.6	2.43	0.01	0	0	-2.76	0.18	0	0	4739.2	-0.03
willow	219	24	1980	1.52	0	4.06	2.14	0	0	0	-2.69	0.18	0	0	4743.2	-0.02
willow	220	24	1980	1.52	0	3.6	1.72	0	0	0	-2.24	0.18	0	0	4746.8	-0.02
willow	221	24	1980	3.81	0	4.48	0.87	0.02	0	0	-0.87	0.18	0	0	4751.3	0.01
willow	222	24	1980	0	0	1.78	1	-0.02	0	0	-1.92	0.18	0	0	4753.1	-0.01
willow	223	24	1980	0	0	2	1.05	-0.01	0	0	-2.15	0.17	0	0	4755.1	-0.02
willow	224	24	1980	1.02	0	1.6	0.5	0.01	0	0	-0.77	0.17	0	0	4756.7	0
willow	225	24	1980	0	0	1.63	0.81	0	0	0	-1.79	0.17	0	0	4758.3	-0.01
willow	226	24	1980	0	0	1.58	0.75	-0.01	0	0	-1.74	0.17	0	0	4759.9	0
willow	227	24	1980	3.05	0	3.59	0.46	0.01	0	0	-0.72	0.17	0	0	4763.5	0
willow	228	24	1980	1.02	0	1.52	0.44	-0.01	0	0	-0.66	0.17	0	0	4765	0
willow	229	24	1980	0.25	0	1.23	0.53	-0.01	0	0	-1.12	0.17	0	0	4766.3	0
willow	230	24	1980	0	0	1.74	0.79	0	0	0	-1.9	0.17	0	0	4768	-0.01
willow	231	24	1980	0.51	0	1.52	0.59	0.01	0	0	-1.19	0.17	0	0	4769.5	0
willow	232	24	1980	0	0	0.73	0.69	0.02	0	0	-0.91	0.17	0	0	4770.2	0
willow	233	24	1980	0	0	0.73	0.67	-0.01	0	0	-0.89	0.17	0	0	4771	-0.01
willow	234	24	1980	0	0	0.6	0.57	-0.01	0	0	-0.74	0.16	0	0	4771.6	-0.01
willow	235	24	1980	0	0	0.34	0.47	0.01	0	0	-0.51	0.16	0	0	4771.9	0
willow	236	24	1980	0	0	0.69	0.6	0.01	0	0	-0.86	0.16	0	0	4772.6	0
willow	237	24	1980	0	0	0.32	0.49	0	0	0	-0.48	0.16	0	0	4772.9	-0.01
willow	238	24	1980	0	0	0.69	0.57	0	0	0	-0.84	0.16	0	0	4773.6	-0.01
willow	239	24	1980	0	0	0.47	0.53	0	0	0	-0.63	0.16	0	0	4774.1	0
willow	240	24	1980	0	0	0.26	0.51	0.01	0	0	-0.43	0.16	0	0	4774.3	0
willow	241	24	1980	0	0	0.27	0.38	-0.01	0	0	-0.41	0.16	0	0	4774.6	-0.01
willow	242	24	1980	0	0	0.43	0.45	0.01	0	0	-0.59	0.16	0	0	4775	0
willow	243	24	1980	3.05	0	2.85	0.37	0.01	0	0	0.04	0.16	0	0	4777.9	0
willow	244	24	1980	0	0	0.54	0.43	0	0	0	-0.7	0.16	0	0	4778.4	0
willow	245	24	1980	21.59	0	5.39	1.79	0.01	0	0	16.05	0.15	0	0	4783.8	-0.01
willow	246	24	1980	22.35	0	4.76	0.97	-0.01	0	0	17.46	0.15	0	0	4788.6	-0.01
willow	247	24	1980	0	0	3.87	3.25	-0.03	0	0	-3.98	0.15	0	0	4792.5	-0.02
willow	248	24	1980	0	0	3.48	3.26	0	0	0	-3.61	0.15	0	0	4795.9	-0.02
willow	249	24	1980	1.02	0	4.32	3.31	0.02	0	0	-3.48	0.15	0	0	4800.3	0
willow	250	24	1980	0	0	3.55	3.13	-0.01	0	0	-3.68	0.15	0	0	4803.8	-0.01
willow	251	24	1980	0	0	3.51	2.87	-0.01	0	0	-3.64	0.15	0	0	4807.3	-0.01
willow	252	24	1980	0	0	2.31	1.92	0	0	0	-2.44	0.15	0	0	4809.6	-0.01
willow	253	24	1980	5.59	0	4.92	1.29	0.01	0	0	0.53	0.15	0	0	4814.5	-0.02
willow	254	24	1980	0	0	2.59	2.03	-0.01	0	0	-2.71	0.15	0	0	4817.1	-0.01
willow	255	24	1980	0	0	2.65	2.01	0.01	0	0	-2.79	0.15	0	0	4819.8	-0.01
willow	256	24	1980	0	0	1.81	1.16	0	0	0	-1.94	0.15	0	0	4821.6	-0.01
willow	257	24	1980	5.33	0	4.69	0.86	0.01	0	0	0.48	0.14	0	0	4826.3	0
willow	258	24	1980	3.05	0	3.15	0.42	0	0	0	-0.24	0.14	0	0	4829.4	0

Attachment D-1
Honeywell
Wastebeds 9-15 SWSR Pre-Design Investigation
SHAW Output Data

RUN	DAY	HR	YR	PRECIP	precip INTRCP	ET	TRANSP	CANOPY chg in storage	SNOW chg in storage	RESIDUE chg in storage	SOIL chg in storage	PERC	RUNOFF	PONDED	Etcum	ERROR
willow	259	24	1980	0	0	1.96	0.98	-0.02	0	0	-2.07	0.14	0	0	4831.4	-0.01
willow	260	24	1980	0	0	1.52	0.95	0	0	0	-1.65	0.14	0	0	4832.9	0
willow	261	24	1980	6.86	0	4.21	0.94	0.02	0	0	2.49	0.14	0	0	4837.1	-0.01
willow	262	24	1980	0	0	1.59	0.82	-0.02	0	0	-1.7	0.14	0	0	4838.7	-0.01
willow	263	24	1980	0	0	1.59	0.94	0.01	0	0	-1.73	0.14	0	0	4840.3	0
willow	264	24	1980	3.05	0	3.12	0.59	0.02	0	0	-0.23	0.14	0	0	4843.4	0
willow	265	24	1980	0.25	0	1.14	0.86	0.02	0	0	-1.04	0.14	0	0	4844.5	-0.01
willow	266	24	1980	10.16	0	4.05	0.86	-0.01	0	0	5.99	0.14	0	0	4848.6	-0.02
willow	267	24	1980	3.3	0	3.54	0.38	-0.03	0	0	-0.33	0.14	0	0	4852.1	-0.01
willow	268	24	1980	0	0	2.36	1.73	-0.02	0	0	-2.48	0.14	0	0	4854.5	-0.01
willow	269	24	1980	0	0	2.06	1.3	0.01	0	0	-2.2	0.14	0	0	4856.6	0
willow	270	24	1980	3.81	0	3.63	0.3	-0.01	0	0	0.05	0.13	0	0	4860.2	0
willow	271	24	1980	0	0	1.55	0.81	-0.01	0	0	-1.66	0.13	0	0	4861.7	-0.01
willow	272	24	1980	0	0	1.11	0.65	0.01	0	0	-1.26	0.13	0	0	4862.8	0
willow	273	24	1980	0	0	1.12	0.76	0	0	0	-1.25	0.13	0	0	4864	0
willow	274	24	1980	0	0	1.27	0.89	0.02	0	0	-1.43	0.13	0	0	4865.2	0
willow	275	24	1980	0	0	0.99	0.68	0	0	0	-1.12	0.13	0	0	4866.2	0
willow	276	24	1980	1.52	0	1.64	0.22	0	0	0	-0.26	0.13	0	0	4867.9	0
willow	277	24	1980	0	0	0.85	0.43	-0.01	0	0	-0.97	0.13	0	0	4868.7	-0.01
willow	278	24	1980	2.29	0	2.55	0.22	-0.01	0	0	-0.4	0.13	0	0	4871.3	0.02
willow	279	24	1980	0	0	1.07	0.39	-0.01	0	0	-1.19	0.13	0	0	4872.3	-0.01
willow	280	24	1980	0.51	0	1.09	0.29	0	0	0	-0.71	0.13	0	0	4873.4	-0.01
willow	281	24	1980	0	0	0.64	0.3	0	0	0	-0.77	0.13	0	0	4874.1	0
willow	282	24	1980	0	0	1	0.54	0	0	0	-1.14	0.13	0	0	4875.1	0.01
willow	283	24	1980	0	0	1.09	0.27	-0.02	0	0	-1.2	0.13	0	0	4876.2	0
willow	284	24	1980	0	0	1.33	0.4	0	0	0	-1.46	0.13	0	0	4877.5	0
willow	285	24	1980	0	0	1.35	0.44	0.02	0	0	-1.51	0.12	0	0	4878.9	0.02
willow	286	24	1980	1.78	0	1.97	0.2	-0.01	0	0	-0.3	0.12	0	0	4880.8	-0.01
willow	287	24	1980	2.03	0	1.98	0.13	-0.01	0	0	-0.04	0.12	0	0	4882.8	-0.01
willow	288	24	1980	0	0	1.07	0.25	0	0	0	-1.19	0.12	0	0	4883.9	-0.01
willow	289	24	1980	0	0	0.33	0.19	0.01	0	0	-0.46	0.12	0	0	4884.2	0
willow	290	24	1980	0.25	0	0.3	0.18	0.01	0	0	-0.19	0.12	0	0	4884.5	0.01
willow	291	24	1980	0.25	0	1.34	0.48	0.01	0	0	-1.21	0.12	0	0	4885.8	0
willow	292	24	1980	7.37	0	1.12	0.14	0.01	0	0	6.12	0.12	0	0	4887	-0.01
willow	293	24	1980	0	0	1.07	0.17	-0.02	0	0	-1.16	0.12	0	0	4888	0
willow	294	24	1980	1.52	0	1.69	0.1	-0.01	0	0	-0.32	0.12	0	0	4889.7	0.03
willow	295	24	1980	1.27	0	1.36	0.12	0	0	0	-0.25	0.12	0	0	4891.1	0.04
willow	296	24	1980	0	0	1.28	0.1	0	0	0	-1.37	0.12	0	0	4892.4	-0.02
willow	297	24	1980	0	0	1.01	0.11	0	0	0	-1.12	0.12	0	0	4893.4	0
willow	298	24	1980	0	0	1.43	0.17	0	0	0	-1.55	0.12	0	0	4894.8	0
willow	299	24	1980	40.13	0	2.05	0.16	0.01	0	0	37.97	0.12	0	0	4896.9	-0.01
willow	300	24	1980	4.06	0	3.43	0.2	0	0	0	0.54	0.11	0	0	4900.3	-0.02
willow	301	24	1980	0	0	2.23	0.21	0	0	0	-2.33	0.11	0	0	4902.5	-0.01
willow	302	24	1980	2.03	0	1.18	0.05	0	0	0	0.73	0.11	0	0	4903.7	0.01
willow	303	24	1980	0	0	1.24	0.05	0	0	0	-1.35	0.11	0	0	4904.9	0
willow	304	24	1980	0	0	1.53	0.04	0	0	0	-1.64	0.11	0	0	4906.5	0
willow	305	24	1980	0	0	4.27	0	0	0	0	-4.38	0.11	0	0	4910.7	0
willow	306	24	1980	1.02	0	2.63	0	0	0	0	-1.73	0.11	0	0	4913.4	0
willow	307	24	1980	0	0	2.04	0	0	0	0	-2.15	0.11	0	0	4915.4	0
willow	308	24	1980	0	0	1.99	0	0	0	0	-2.1	0.11	0	0	4917.4	0
willow	309	24	1980	4.32	0	2.98	0	0	0	0	1.23	0.11	0	0	4920.4	0
willow	310	24	1980	0.25	0	3.13	0	0	0	0	-2.98	0.11	0	0	4923.5	0
willow	311	24	1980	4.06	0	1.81	0	0	0	0	2.15	0.11	0	0	4925.3	0
willow	312	24	1980	8.89	0	1.5	0	0	0	0	7.28	0.11	0	0	4926.8	0
willow	313	24	1980	2.03	0	1.97	0	0	0	0	-0.04	0.11	0	0	4928.8	0
willow	314	24	1980	3.3	0	1.3	0	0	0	0	1.89	0.11	0	0	4930.1	0
willow	315	24	1980	0.25	0	4.08	0	0	0	0	-3.94	0.11	0	0	4934.2	0
willow	316	24	1980	0.51	0	2.98	0	0	0	0	-2.57	0.11	0	0	4937.1	0
willow	317	24	1980	0.51	0	1.91	0	0	0	0	-1.51	0.1	0	0	4939.1	0
willow	318	24	1980	0	0	1.19	0	0	0	0	-1.29	0.1	0	0	4940.2	0
willow	319	24	1980	0.51	0	1.28	0	0	0	0	-0.87	0.1	0	0	4941.5	0
willow	320	24	1980	0	0	0.88	0	0	0	0	-0.98	0.1	0	0	4942.4	0
willow	321	24	1980	0	0	1.29	0	0	0	0	-1.39	0.1	0	0	4943.7	0
willow	322	24	1980	5.84	0	0.05	0	0	5.81	0	-0.12	0.1	0	0	4943.7	0
willow	323	24	1980	5.59	0	0.21	0	0	5.41	0	-0.13	0.1	0	0	4943.9	0
willow	324	24	1980	0	0	0.16	0	0	-0.11	0	-0.15	0.1	0	0	4944.1	0
willow	325	24	1980	0	0	0.1	0	0	-2.87	0	2.67	0.1	0	0	4944.2	0
willow	326	24	1980	2.03	0	0.33	0	0	-3.34	0	4.95	0.1	0	0	4944.5	0
willow	327	24	1980	0	0	-0.02	0	0	-4.22	0	4.14	0.1	0	0	4944.5	0
willow	328	24	1980	0.76	0	0.4	0	0	-0.68	0	0.94	0.1	0	0	4944.9	0
willow	329	24	1980	17.53	0	0.74	0	0	0	0	16.69	0.1	0	0	4945.7	0
willow	330	24	1980	2.29	0	0.83	0	0	0	0	1.36	0.1	0	0	4946.5	0
willow	331	24	1980	0	0	1.1	0	0	0	0	-1.2	0.1	0	0	4947.6	0
willow	332	24	1980	1.78	0	0.24	0	0	1.7	0	-0.27	0.1	0	0	4947.8	0
willow	333	24	1980	4.57	0	-0.04	0	0	-0.76	0	5.28	0.1	0	0	4947.8	0
willow	334	24	1980	1.02	0	0.47	0	0	-0.94	0	1.39	0.1	0	0	4948.3	0
willow	335	24	1980	0	0	2.12	0	0	0	0	-2.21	0.1	0	0	4950.4	0
willow	336	24	1980	0	0	1.06	0	0	0	0	-1.16	0.09	0	0	4951.4	0
willow	337	24	1980	13.21	0	1.96	0	0	0	0	11.15	0.09	0	0	4953.4	0
willow	338	24	1980	9.65	0	2.28	0	0	8.92	0	-1.64	0.09	0	0	4955.7	0
willow	339	24	1980	0	0	0.06	0	0	0.15	0	-0.3	0.09	0	0	4955.7	0
willow	340	24	1980	0	0	0.09	0	0	0.16	0	-0.34	0.09	0	0	4955.8	0
willow	341	24	1980	0	0	0.03	0	0	0.16	0	-0.29	0.09	0	0	4955.9	0
willow	342	24	1980	7.62	0	0.01	0	0	7.69	0	-0.17	0.09	0	0	4955.9	0
willow	343	24	1980	7.11	0	-0.57	0	0	-17.08	0	24.34	0.09	0	0.33	4955.3	0
willow	344	24	1980	2.54	0	0.45	0	0	0	0	2.33	0.09	0	0	4955.7	0
willow	345	24	1980	0.76	0	1.29	0	0	0	0	-0.62	0.09	0	0	4957	0
willow	346	24	1980	0.25	0	1.11	0	0	0	0	-1.21	0.09	0	0.25	4958.1	0
willow	347	24	1980	1.52	0	0.18	0	0	1.62	0	-0.11	0.09	0	0	4958.3	0
willow	348	24	1980	2.79	0	0.02	0	0	2.93	0	-0.25	0.09	0	0	4958.4	0
willow	349	24	1980	5.84	0	0.29	0	0	5.69	0	-0.23	0.09	0	0	4958.6	0
willow	350	24	1980	2.03	0	0.01	0	0	2.13	0	-0.19	0.09	0	0	4958.7	0
willow	351	24	1980	0.76	0	-0.02	0	0	0.88	0	-0.19	0.09	0	0	4958.6	0
willow	352	24	1980	0.25	0	0.02	0	0	0.36	0	-0.22	0.09	0	0	4958.7	0
willow	353	24	1980	1.78	0	0.01	0	0	1.82	0	-0.14	0.09	0	0	4958.7	0
willow	354	24	1980	6.1	0	0.28	0	0	5.9	0	-0.17	0.09	0	0	4959	0
willow	355	24	1980	2.54	0	-0.07	0	0	2.7	0	-0.17	0.09	0	0	4958.9	0
willow	356	24	1980	1.78	0	-0.11	0	0	1.94	0	-0.14	0.09	0	0	4958.8	0
willow	357	24	1980	0.25	0	0.03	0	0	0.28	0	-0.15	0.09	0	0	4958.8	0
willow	358	24	1980	0	0	0.06	0	0	-0.01	0	-0.14	0.08	0	0	4958.9	0
willow	359	24	1980	6.86	0	-0.08	0	0	7.02	0	-0.17	0.08	0	0	4958.8	0
willow	360	24	1980	0.51	0	-0.02	0	0	0.6	0	-0.16	0.08	0	0	4958.8	0
willow	361	24	1980	0	0	0.05	0	0	0.03	0	-0.16	0.08	0	0	4958.8	0

Attachment D-1
Honeywell
Wastebeds 9-15 SWSR Pre-Design Investigation
SHAW Output Data

RUN	DAY	HR	YR	PRECIP	precip INTRCP	ET	TRANSP	CANOPY chg in storage	SNOW chg in storage	RESIDUE chg in storage	SOIL chg in storage	PERC	RUNOFF	PONDED	Etcum	ERROR
willow	362	24	1980	0	0	0.04	0	0	0.03	0	-0.15	0.08	0	0	4958.9	0
willow	363	24	1980	0	0	-0.01	0	0	0.07	0	-0.14	0.08	0	0	4958.8	0
willow	364	24	1980	8.89	0	-0.1	0	0	1.53	0	6.67	0.08	0.71	0	4958.7	0
willow	365	24	1980	0	0	0.15	0	0	-0.06	0	-0.18	0.08	0	0	4958.9	0
willow	366	24	1980	0	0	0.02	0	0	0.12	0	-0.23	0.08	0	0	4958.9	0
willow	1	24	1981	0.51	0	0.1	0	0	0.53	0	-0.2	0.08	0	0	4959	0
willow	2	24	1981	3.81	0	-0.09	0	0	3.98	0	-0.17	0.08	0	0	4958.9	0
willow	3	24	1981	1.02	0	0.05	0	0	1.03	0	-0.15	0.08	0	0	4959	0
willow	4	24	1981	3.05	0	0.02	0	0	3.1	0	-0.15	0.08	0	0	4959	0
willow	5	24	1981	0	0	0.01	0	0	0.04	0	-0.13	0.08	0	0	4959	0
willow	6	24	1981	3.3	0	0.16	0	0	3.18	0	-0.11	0.08	0	0	4959.2	0
willow	7	24	1981	4.06	0	0.1	0	0	4	0	-0.11	0.08	0	0	4959.3	0
willow	8	24	1981	2.54	0	-0.08	0	0	2.65	0	-0.12	0.08	0	0	4959.2	0
willow	9	24	1981	0.76	0	0	0	0	0.8	0	-0.11	0.08	0	0	4959.2	0
willow	10	24	1981	2.03	0	-0.09	0	0	2.16	0	-0.12	0.08	0	0	4959.1	0
willow	11	24	1981	0	0	0	0	0	0.05	0	-0.12	0.08	0	0	4959.1	0
willow	12	24	1981	0	0	-0.03	0	0	0.09	0	-0.14	0.08	0	0	4959.1	0
willow	13	24	1981	0	0	0.02	0	0	0.05	0	-0.14	0.08	0	0	4959.1	0
willow	14	24	1981	0	0	0	0	0	0.06	0	-0.13	0.08	0	0	4959.1	0
willow	15	24	1981	0	0	0	0	0	0.05	0	-0.13	0.08	0	0	4959.1	0
willow	16	24	1981	2.03	0	-0.04	0	0	2.12	0	-0.12	0.08	0	0	4959.1	0
willow	17	24	1981	1.27	0	-0.04	0	0	1.36	0	-0.13	0.08	0	0	4959	0
willow	18	24	1981	1.27	0	-0.09	0	0	1.41	0	-0.12	0.08	0	0	4958.9	0
willow	19	24	1981	0	0	-0.1	0	0	0.12	0	-0.1	0.07	0	0	4958.8	0
willow	20	24	1981	0	0	0.01	0	0	0.02	0	-0.11	0.07	0	0	4958.8	0
willow	21	24	1981	0	0	0.03	0	0	0.03	0	-0.14	0.07	0	0	4958.9	0
willow	22	24	1981	3.05	0	-0.11	0	0	3.21	0	-0.13	0.07	0	0	4958.8	0
willow	23	24	1981	1.52	0	0.14	0	0	1.4	0	-0.1	0.07	0	0	4958.9	0
willow	24	24	1981	1.52	0	-0.04	0	0	1.6	0	-0.11	0.07	0	0	4958.9	0
willow	25	24	1981	0	0	0.01	0	0	0.03	0	-0.11	0.07	0	0	4958.9	0
willow	26	24	1981	0	0	-0.07	0	0	-0.97	0	-0.05	0.07	1.03	0	4958.8	0
willow	27	24	1981	0.51	0	-0.02	0	0	-0.53	0	-0.04	0.07	1.03	0	4958.8	0
willow	28	24	1981	1.02	0	0.14	0	0	0.89	0	-0.09	0.07	0	0	4958.9	0
willow	29	24	1981	0	0	0.09	0	0	-0.03	0	-0.13	0.07	0	0	4959	0
willow	30	24	1981	0.76	0	0.11	0	0	0.71	0	-0.14	0.07	0	0	4959.1	0
willow	31	24	1981	0	0	0.17	0	0	-0.12	0	-0.12	0.07	0	0	4959.3	0
willow	32	24	1981	6.86	0	0.47	0	0	6.42	0	-0.11	0.07	0	0	4959.8	0
willow	33	24	1981	11.18	0	0.03	0	0	10.41	0	-0.05	0.07	0.72	0	4959.8	0
willow	34	24	1981	0	0	0.62	0	0	-0.61	0	-0.07	0.07	0	0	4960.4	0
willow	35	24	1981	0	0	0.3	0	0	-0.26	0	-0.11	0.07	0	0	4960.7	0
willow	36	24	1981	0.25	0	0.24	0	0	0.06	0	-0.12	0.07	0	0	4960.9	0
willow	37	24	1981	1.52	0	0.02	0	0	1.54	0	-0.11	0.07	0	0	4961	0
willow	38	24	1981	0	0	0.1	0	0	-0.08	0	-0.09	0.07	0	0	4961.1	0
willow	39	24	1981	3.81	0	-0.07	0	0	3.9	0	-0.08	0.07	0	0	4961	0
willow	40	24	1981	0	0	0.58	0	0	-0.57	0	-0.09	0.07	0	0	4961.6	0
willow	41	24	1981	0	0	0.33	0	0	-0.31	0	-0.09	0.07	0	0	4961.9	0
willow	42	24	1981	10.67	0	-0.68	0	0	-20.05	0	-0.02	0.07	31.36	0	4961.2	0
willow	43	24	1981	0	0	0.82	0	0	-0.79	0	-0.11	0.07	0	0	4962	0
willow	44	24	1981	0	0	0.29	0	0	-0.25	0	-0.11	0.07	0	0	4962.3	0
willow	45	24	1981	0	0	0.15	0	0	-0.54	0	-0.08	0.07	0.4	0	4962.5	0
willow	46	24	1981	0	0	0.14	0	0	-2.23	0	-0.06	0.07	2.08	0	4962.6	0
willow	47	24	1981	0.25	0	0.14	0	0	-9.26	0	-0.04	0.07	9.34	0	4962.8	0
willow	48	24	1981	0	0	-0.41	0	0	-18.62	0	2.39	0.07	16.57	0	4962.4	0
willow	49	24	1981	0	0	-0.34	0	0	-17.12	0	12.63	0.07	4.77	0	4962	0
willow	50	24	1981	1.78	0	-1.06	0	0	-20.28	0	23.05	0.07	0	0	4961	0
willow	51	24	1981	12.95	0	0.95	0	0	0	0	11.94	0.07	0	0	4961.9	-0.01
willow	52	24	1981	0	0	1	0	0	0	0	-1.07	0.07	0	0	4962.9	0
willow	53	24	1981	0	0	2.63	0	0	0	0	-2.7	0.07	0	0	4965.5	0
willow	54	24	1981	13.21	0	2.93	0	0	0	0	10.21	0.07	0	0	4968.5	0
willow	55	24	1981	0	0	1.63	0	0	0	0	-1.69	0.07	0	0	4970.1	0
willow	56	24	1981	2.03	0	2.7	0	0	0	0	-0.73	0.07	0	0	4972.8	0
willow	57	24	1981	2.03	0	1.94	0	0	0	0	0.03	0.07	0	0	4974.7	0
willow	58	24	1981	0	0	2.47	0	0	0	0	-2.54	0.06	0	0	4977.2	0
willow	59	24	1981	2.54	0	2.13	0	0	0	0	0.34	0.06	0	0	4979.3	0
willow	60	24	1981	0	0	2.5	0	0	0	0	-2.56	0.06	0	0	4981.8	0
willow	61	24	1981	0	0	2.47	0	0	0	0	-2.53	0.06	0	0	4984.3	0
willow	62	24	1981	3.05	0	1.07	0	0	3.03	0	-1.12	0.06	0	0	4985.4	0
willow	63	24	1981	0.25	0	0.18	0	0	0.28	0	-0.27	0.06	0	0	4985.6	0
willow	64	24	1981	0	0	0.29	0	0	-0.58	0	0.23	0.06	0	0	4985.8	0
willow	65	24	1981	0	0	0.74	0	0	-0.41	0	-0.4	0.06	0	0	4986.6	0
willow	66	24	1981	1.52	0	0.15	0	0	1.15	0	0.17	0.06	0	0	4986.7	0
willow	67	24	1981	0.25	0	-0.07	0	0	-3.47	0	3.74	0.06	0	0	4986.7	0
willow	68	24	1981	0	0	1.83	0	0	0	0	-1.9	0.06	0	0	4988.5	0
willow	69	24	1981	0	0	2.18	0	0	0	0	-2.25	0.06	0	0	4990.7	0
willow	70	24	1981	0.51	0	2.55	0	0	0	0	-2.1	0.06	0	0	4993.2	0
willow	71	24	1981	1.27	0	2.19	0	0	0	0	-0.98	0.06	0	0	4995.4	0
willow	72	24	1981	0.25	0	2.35	0	0	0	0	-2.16	0.06	0	0	4997.8	0
willow	73	24	1981	0.25	0	3.63	0	0	0	0	-3.7	0.06	0	0.25	5001.4	0
willow	74	24	1981	0	0	4.23	0	0	0	0	-4.04	0.06	0	0	5005.6	0
willow	75	24	1981	0.25	0	4.22	0	0	0	0	-4.03	0.06	0	0	5009.8	0
willow	76	24	1981	2.03	0	1	0	0	1.46	0	-0.49	0.06	0	0	5010.8	0
willow	77	24	1981	1.02	0	0.49	0	0	0.82	0	-0.35	0.06	0	0	5011.3	0
willow	78	24	1981	1.52	0	0.16	0	0	1.53	0	-0.22	0.06	0	0	5011.5	0
willow	79	24	1981	1.27	0	0.09	0	0	1.31	0	-0.19	0.06	0	0	5011.6	0
willow	80	24	1981	0	0	0.22	0	0	-0.16	0	-0.12	0.06	0	0	5011.8	0
willow	81	24	1981	0	0	0.08	0	0	-4.07	0	3.93	0.06	0	0	5011.9	0
willow	82	24	1981	0	0	0.96	0	0	-0.89	0	-0.13	0.06	0	0	5012.8	0
willow	83	24	1981	0.25	0	2.89	0	0	0	0	-2.7	0.06	0	0	5015.7	0
willow	84	24	1981	0	0	2.58	0	0	0	0	-2.64	0.06	0	0	5018.3	0
willow	85	24	1981	0	0	2.44	0	0	0	0	-2.5	0.06	0	0	5020.8	0
willow	86	24	1981	2.54	0	3.14	0	0	0	0	-0.66	0.06	0	0	5023.9	0
willow	87	24	1981	0	0	4.12	0	0	0	0	-4.18	0.06	0	0	5028	0
willow	88	24	1981	0	0	7.32	0	0	0	0	-7.37	0.06	0	0	5035.3	0
willow	89	24	1981	9.4	0	4.76	0	0	0	0	4.58	0.06	0	0	5040.1	0
willow	90	24	1981	0	0	4.54	0	0	0	0	-4.6	0.06	0	0	5044.6	0
willow	91	24	1981	10.16	0	4.96	0	0	0	0	5.14	0.06	0	0	5049.6	0
willow	92	24	1981	0	0	6.78	0	0	0	0	-6.84	0.06	0	0	5056.4	0
willow	93	24	1981	0	0	4.38	0	0	0	0	-4.44	0.06	0	0	5060.7	0
willow	94	24	1981	0	0	6.67	0	0	0	0	-6.73	0.06	0	0	5067.4	0
willow	95	24	1981	0.76	0	1.45	0	0	0	0	-0.75	0.06	0	0	5068.9	0
willow	96	24	1981	0	0	0.84	0	0	0	0	-0.9	0.06	0	0	5069.7	0
willow	97	24	1981	0	0	0.76	0	0	0	0	-0.82	0.06	0	0	5070.5	0
willow	98	24	1981	0	0	0.1	0	0	0	0	-0.16	0.06	0	0	5070.6	0

Attachment D-1
Honeywell
Wastebeds 9-15 SWSR Pre-Design Investigation
SHAW Output Data

RUN	DAY	HR	YR	PRECIP	precip INTRCP	ET	TRANSP	CANOPY chg in storage	SNOW chg in storage	RESIDUE chg in storage	SOIL chg in storage	PERC	RUNOFF	PONDED	Etcum	ERROR
willow	99	24	1981	3.05	0	2.79	0	0	0	0	0.2	0.06	0	0	5073.3	0
willow	100	24	1981	0	0	0.91	0	0	0	0	-0.97	0.06	0	0	5074.3	0
willow	101	24	1981	0	0	-0.42	0	0	0	0	0.36	0.06	0	0	5073.8	0
willow	102	24	1981	0	0	0.6	0	0	0	0	-0.67	0.06	0	0	5074.4	0
willow	103	24	1981	0	0	0.49	0	0	0	0	-0.55	0.06	0	0	5074.9	0
willow	104	24	1981	6.1	0	5.23	0	0	0	0	0.8	0.06	0	0	5080.2	0
willow	105	24	1981	0	0	1.7	0	0	0	0	-1.77	0.06	0	0	5081.9	0
willow	106	24	1981	0	0	0.41	0	0	0	0	-0.47	0.06	0	0	5082.3	0
willow	107	24	1981	5.59	0	1.84	0	0	0	0	3.68	0.06	0	0	5084.1	0
willow	108	24	1981	2.54	0	4.44	0	0	0	0	-1.96	0.06	0	0	5088.5	0
willow	109	24	1981	0	0	3.4	0	0	0	0	-3.46	0.06	0	0	5091.9	0
willow	110	24	1981	2.03	0	1.84	0	0	0	0	0.13	0.06	0	0	5093.8	0
willow	111	24	1981	0	0	1.11	0	0	0	0	-1.17	0.06	0	0	5094.9	0
willow	112	24	1981	0	0	0.53	0	0	0	0	-0.59	0.06	0	0	5095.4	0
willow	113	24	1981	11.94	0	3.67	0	0	0	0	8.2	0.06	0	0	5099.1	0
willow	114	24	1981	2.29	0	3.95	0	0	0	0	-1.73	0.07	0	0	5103	0
willow	115	24	1981	1.78	0	4.17	0	0	0	0	-2.46	0.07	0	0	5107.2	0
willow	116	24	1981	0	0	4.05	0	0	0	0	-4.11	0.07	0	0	5111.3	0
willow	117	24	1981	0	0	2.97	0	0	0	0	-3.04	0.07	0	0	5114.2	0
willow	118	24	1981	0.51	0	1.43	0	0	0	0	-0.98	0.07	0	0	5115.7	0
willow	119	24	1981	5.08	0	3.7	0	0	0	0	1.31	0.07	0	0	5119.4	0
willow	120	24	1981	0	0	1.89	0	0	0	0	-1.95	0.07	0	0	5121.3	0
willow	121	24	1981	0	0	0.67	0.33	0	0	0	-0.75	0.07	0	0	5121.9	0.01
willow	122	24	1981	0	0	0.86	0.58	0	0	0	-0.92	0.07	0	0	5122.8	0
willow	123	24	1981	0	0	1.65	1.1	0	0	0	-1.71	0.07	0	0	5124.4	0
willow	124	24	1981	0	0	2.17	1.97	0	0	0	-2.23	0.07	0	0	5126.6	0
willow	125	24	1981	0	0	2.09	2.32	0	0	0	-2.16	0.07	0	0	5128.7	0
willow	126	24	1981	2.79	0	2.46	0.76	0	0	0	0.27	0.07	0	0	5131.2	-0.01
willow	127	24	1981	0	0	2.5	1.25	0	0	0	-2.57	0.07	0	0	5133.7	0
willow	128	24	1981	0	0	1.43	1.41	0	0	0	-1.49	0.07	0	0	5135.1	-0.01
willow	129	24	1981	0	0	2.72	2.36	0	0	0	-2.77	0.07	0	0	5137.8	-0.01
willow	130	24	1981	0	0	3.67	3.66	0	0	0	-3.74	0.07	0	0	5141.5	0
willow	131	24	1981	4.32	0	5.05	2.08	0	0	0	-0.8	0.07	0	0	5146.5	0
willow	132	24	1981	6.6	0	2.69	0.5	0	0	0	3.86	0.07	0	0	5149.2	-0.02
willow	133	24	1981	0	0	4.68	2.31	0	0	0	-4.74	0.07	0	0	5153.9	-0.01
willow	134	24	1981	1.27	0	5.15	2.43	0	0	0	-3.96	0.07	0	0	5159.1	0.01
willow	135	24	1981	11.94	0	5.08	1.64	0	0	0	6.79	0.07	0	0	5164.1	-0.01
willow	136	24	1981	25.4	0	3.75	0.57	0	0	0	21.61	0.07	0	0	5167.9	-0.03
willow	137	24	1981	0	0	4.39	2.39	0	0	0	-4.45	0.07	0	0	5172.3	-0.01
willow	138	24	1981	0	0	4.23	2.51	0	0	0	-4.3	0.07	0	0	5176.5	0
willow	139	24	1981	0	0	3.21	2.37	0	0	0	-3.29	0.07	0	0	5179.7	0
willow	140	24	1981	0	0	4.33	3.3	0	0	0	-4.39	0.07	0	0	5184.1	-0.01
willow	141	24	1981	0	0	5.51	4.18	0	0	0	-5.58	0.07	0	0	5189.6	-0.01
willow	142	24	1981	0	0	2.74	2.44	0	0	0	-2.8	0.07	0	0	5192.3	-0.01
willow	143	24	1981	0	0	3.13	2.7	0	0	0	-3.19	0.07	0	0	5195.4	-0.01
willow	144	24	1981	0	0	3.2	2.88	0	0	0	-3.27	0.07	0	0	5198.6	0
willow	145	24	1981	3.56	0	4.51	1.47	0	0	0	-1.06	0.07	0	0	5203.1	0.03
willow	146	24	1981	0	0	4.58	3.7	0	0	0	-4.63	0.07	0	0	5207.7	-0.02
willow	147	24	1981	0	0	2.8	2.57	0	0	0	-2.87	0.07	0	0	5210.5	0
willow	148	24	1981	0	0	2.89	2.65	0	0	0	-2.92	0.07	0	0	5213.4	-0.04
willow	149	24	1981	2.03	0	3.89	1.79	0	0	0	-1.92	0.07	0	0	5217.3	-0.01
willow	150	24	1981	3.81	0	4.39	0.81	0	0	0	-0.64	0.07	0	0	5221.7	-0.02
willow	151	24	1981	4.57	0	5.04	0.77	0	0	0	-0.52	0.07	0	0	5226.7	-0.02
willow	152	24	1981	0	0	2.96	2.48	0	0	0	-3.01	0.07	0	0	5229.7	-0.02
willow	153	24	1981	0	0	3.51	2.54	0	0	0	-3.58	0.07	0	0	5233.2	-0.01
willow	154	24	1981	0.51	0	2.16	1.5	0	0	0	-1.72	0.08	0	0	5235.4	-0.01
willow	155	24	1981	0.51	0	2.42	1.74	0	0	0	-1.99	0.08	0	0	5237.8	0
willow	156	24	1981	0	0	1.66	1.38	0	0	0	-1.71	0.08	0	0	5239.4	-0.02
willow	157	24	1981	0	0	1.86	1.44	0	0	0	-1.92	0.08	0	0	5241.3	-0.02
willow	158	24	1981	0	0	2.32	1.14	0	0	0	-2.39	0.08	0	0	5243.6	-0.01
willow	159	24	1981	0	0	1.99	1.29	0	0	0	-2.06	0.08	0	0	5245.6	-0.01
willow	160	24	1981	10.41	0	5.84	1	0	0	0	4.49	0.08	0	0	5251.4	0.01
willow	161	24	1981	4.06	0	4.33	0.35	0	0	0	-0.33	0.08	0	0	5255.8	-0.01
willow	162	24	1981	0	0	2.24	1.28	0	0	0	-2.3	0.08	0	0	5258	-0.01
willow	163	24	1981	3.05	0	3.47	0.49	0	0	0	-0.52	0.08	0	0	5261.5	0.02
willow	164	24	1981	0	0	1.18	0.87	0	0	0	-1.26	0.08	0	0	5262.7	0
willow	165	24	1981	6.6	0	5.32	0.63	0	0	0	1.2	0.08	0	0	5268	0
willow	166	24	1981	0	0	1.43	1.19	0	0	0	-1.49	0.08	0	0	5269.4	-0.02
willow	167	24	1981	7.11	0	4.41	0.11	0	0	0	2.64	0.08	0	0	5273.8	-0.02
willow	168	24	1981	0	0	2.36	1.61	-0.01	0	0	-2.42	0.08	0	0	5276.2	-0.02
willow	169	24	1981	0	0	2.04	1.32	0	0	0	-2.1	0.08	0	0	5278.2	-0.02
willow	170	24	1981	0	0	1.76	1.24	0	0	0	-1.84	0.08	0	0	5280	0
willow	171	24	1981	0	0	1.54	0.73	0	0	0	-1.6	0.08	0	0	5281.5	-0.01
willow	172	24	1981	10.92	0.96	3.56	0.08	0	0	0	6.33	0.08	0	0	5285.1	0
willow	173	24	1981	2.79	0	5.35	1.62	0	0	0	-1.67	0.08	0	0	5290.4	0
willow	174	24	1981	0.25	0	2.68	1.73	-0.01	0	0	-2.49	0.08	0	0	5293.1	-0.01
willow	175	24	1981	0	0	1.87	1.15	0	0	0	-1.94	0.08	0	0	5295	-0.01
willow	176	24	1981	1.27	0	2.17	0.69	0	0	0	-0.98	0.08	0	0	5297.1	0
willow	177	24	1981	0.51	0	1.65	0.42	-0.01	0	0	-1.21	0.08	0	0	5298.8	-0.01
willow	178	24	1981	0	0	1.47	0.96	0	0	0	-1.53	0.08	0	0	5300.3	-0.01
willow	179	24	1981	0	0	1.57	1.01	0	0	0	-1.63	0.08	0	0	5301.8	-0.02
willow	180	24	1981	0	0	0.96	0.71	0	0	0	-1.03	0.08	0	0	5302.8	-0.01
willow	181	24	1981	0	0	1.5	1	0.01	0	0	-1.58	0.08	0	0	5304.3	0
willow	182	24	1981	0	0	1.64	0.78	0	0	0	-1.7	0.08	0	0	5305.9	-0.01
willow	183	24	1981	0	0	1.05	0.68	0	0	0	-1.13	0.08	0	0	5307	0
willow	184	24	1981	0	0	0.74	0.57	0	0	0	-0.81	0.08	0	0	5307.7	-0.01
willow	185	24	1981	0	0	0.93	0.63	0	0	0	-1	0.08	0	0	5308.6	-0.01
willow	186	24	1981	2.03	0	2.63	0.56	0	0	0	-0.66	0.08	0	0	5311.3	-0.02
willow	187	24	1981	0	0	0.81	0.67	0	0	0	-0.87	0.08	0	0	5312.1	-0.02
willow	188	24	1981	0	0	0.48	0.62	0	0	0	-0.55	0.08	0	0	5312.6	-0.01
willow	189	24	1981	0	0	0.53	0.64	0	0	0	-0.61	0.08	0	0	5313.1	-0.01
willow	190	24	1981	0	0	0.48	0.65	0	0	0	-0.56	0.08	0	0	5313.6	0
willow	191	24	1981	0	0	0.77	0.58	-0.01	0	0	-0.82	0.08	0	0	5314.4	-0.01
willow	192	24	1981	0	0	0.4	0.51	0	0	0	-0.46	0.08	0	0	5314.7	-0.01
willow	193	24	1981	0	0	0.9	0.66	0	0	0	-0.97	0.08	0	0	5315.6	0
willow	194	24	1981	0.76	0	1.02	0.52	0	0	0	-0.34	0.08	0	0	5316.7	0
willow	195	24	1981	0	0	0.19	0.36	0	0	0	-0.25	0.08	0	0	5316.9	-0.01
willow	196	24	1981	0	0	0.63	0.47	0	0	0	-0.7	0.08	0	0	5317.5	-0.01
willow	197	24	1981	0	0	0.7	0.53	0	0	0	-0.76	0.08	0	0	5318.2	-0.01
willow	198	24	1981	0	0	0.45	0.49	0	0	0	-0.52	0.08	0	0	5318.6	-0.01
willow	199	24	1981	2.79	0	2.75	0.37	0	0	0	-0.04	0.08	0	0	5321.4	0
willow	200	24	1981	0	0	0.27	0.42	0	0	0	-0.35	0.08	0	0	5321.7	0
willow	201	24	1981	25.15	0	5.12	0.24	0.01	0	0	19.94	0.08	0	0	5326.8	0

Attachment D-1
Honeywell
Wastebeds 9-15 SWSR Pre-Design Investigation
SHAW Output Data

RUN	DAY	HR	YR	PRECIP	precip INTRCP	ET	TRANSP	CANOPY chg in storage	SNOW chg in storage	RESIDUE chg in storage	SOIL chg in storage	PERC	RUNOFF	PONDED	Etcum	ERROR
willow	202	24	1981	10.92	0	7.06	1.63	0	0	0	3.81	0.08	0	0	5333.8	-0.02
willow	203	24	1981	0	0	5.6	4.73	-0.01	0	0	-5.64	0.08	0	0	5339.4	-0.02
willow	204	24	1981	0	0	4.37	3.94	0	0	0	-4.43	0.08	0	0	5343.8	-0.01
willow	205	24	1981	0	0	3.46	3	0	0	0	-3.53	0.08	0	0	5347.3	-0.01
willow	206	24	1981	0	0	2	1.53	0	0	0	-2.08	0.08	0	0	5349.3	0
willow	207	24	1981	11.43	0	6.31	1.01	0.01	0	0	5.04	0.08	0	0	5355.6	0
willow	208	24	1981	0	0	3.28	2.79	-0.01	0	0	-3.34	0.08	0	0	5358.9	-0.02
willow	209	24	1981	14.99	0.62	4.79	0.2	0	0	0	9.5	0.08	0	0	5363.6	0
willow	210	24	1981	0	0	4.77	3.57	0	0	0	-4.21	0.08	0	0	5368.4	-0.01
willow	211	24	1981	0	0	3.57	3.24	0	0	0	-3.64	0.08	0	0	5372	-0.01
willow	212	24	1981	0	0	2.38	2.16	0	0	0	-2.46	0.08	0	0	5374.4	0
willow	213	24	1981	0	0	2.24	1.9	0	0	0	-2.3	0.08	0	0	5376.6	-0.02
willow	214	24	1981	0	0	1.26	1.08	0	0	0	-1.34	0.08	0	0	5377.9	0.01
willow	215	24	1981	0	0	1.61	1.24	0	0	0	-1.67	0.08	0	0	5379.5	-0.01
willow	216	24	1981	0	0	1.05	0.82	0	0	0	-1.12	0.08	0	0	5380.5	-0.01
willow	217	24	1981	2.79	0	3.09	0.21	0	0	0	-0.38	0.08	0	0	5383.6	0.02
willow	218	24	1981	0	0	1.32	0.82	0	0	0	-1.38	0.08	0	0	5384.9	-0.01
willow	219	24	1981	0	0	1.22	0.83	0	0	0	-1.28	0.08	0	0	5386.2	-0.01
willow	220	24	1981	6.86	0	5.12	0.06	0.01	0	0	1.67	0.08	0	0	5391.3	-0.01
willow	221	24	1981	4.06	0	3.97	0.1	0	0	0	-0.02	0.08	0	0	5395.2	0.05
willow	222	24	1981	0	0	1	0.73	0	0	0	-1.07	0.08	0	0	5396.2	-0.01
willow	223	24	1981	18.03	0.32	4.97	0.07	0	0	0	12.68	0.08	0	0	5401.2	-0.02
willow	224	24	1981	0	0	3.93	3.32	0	0	0	-3.65	0.07	0	0	5405.1	-0.03
willow	225	24	1981	0	0	3.02	2.78	0	0	0	-3.08	0.07	0	0	5408.2	-0.01
willow	226	24	1981	0	0	2.56	2.36	0	0	0	-2.63	0.07	0	0	5410.7	-0.01
willow	227	24	1981	16.51	0	5.89	0.57	0	0	0	10.56	0.07	0	0	5416.6	-0.02
willow	228	24	1981	2.03	0	4.82	2.28	-0.01	0	0	-2.83	0.07	0	0	5421.4	-0.03
willow	229	24	1981	0	0	4.07	3.5	-0.01	0	0	-4.13	0.07	0	0	5425.5	-0.01
willow	230	24	1981	0	0	3.07	2.79	0	0	0	-3.13	0.07	0	0	5428.6	-0.02
willow	231	24	1981	0	0	2.09	1.77	0	0	0	-2.15	0.07	0	0	5430.7	-0.01
willow	232	24	1981	0	0	1.67	1.32	0	0	0	-1.73	0.07	0	0	5432.3	-0.01
willow	233	24	1981	0	0	1.23	1.04	0	0	0	-1.29	0.07	0	0	5433.6	-0.01
willow	234	24	1981	0	0	1.26	0.98	0	0	0	-1.33	0.07	0	0	5434.8	-0.01
willow	235	24	1981	0	0	1.14	0.76	0	0	0	-1.2	0.07	0	0	5436	-0.01
willow	236	24	1981	16.51	0	6.25	0.85	0	0	0	10.2	0.07	0	0	5442.2	-0.01
willow	237	24	1981	0	0	3.12	2.82	0	0	0	-3.17	0.07	0	0	5445.3	-0.02
willow	238	24	1981	0	0	3.11	2.88	0	0	0	-3.15	0.07	0	0	5448.4	-0.03
willow	239	24	1981	0	0	1.73	1.48	0	0	0	-1.8	0.07	0	0	5450.2	0
willow	240	24	1981	0	0	1.35	1.12	0.01	0	0	-1.41	0.07	0	0	5451.5	-0.01
willow	241	24	1981	0	0	1.26	1	0	0	0	-1.34	0.07	0	0	5452.8	0
willow	242	24	1981	0	0	1.11	0.8	0	0	0	-1.18	0.07	0	0	5453.9	0
willow	243	24	1981	0	0	0.86	0.61	0	0	0	-0.92	0.07	0	0	5454.8	-0.01
willow	244	24	1981	0	0	1.01	0.64	0	0	0	-1.08	0.07	0	0	5455.8	0
willow	245	24	1981	14.99	0.64	4.5	0.05	0	0	0	9.77	0.07	0	0	5460.3	-0.01
willow	246	24	1981	6.35	1.08	4.36	0	0	0	0	1.5	0.07	0	0	5464.6	-0.01
willow	247	24	1981	12.7	1.27	4.08	0	0	0	0	8.37	0.07	0	0	5468.7	-0.01
willow	248	24	1981	5.08	0.24	5.08	0	0	0	0	0.97	0.07	0	0	5473.8	-0.01
willow	249	24	1981	6.86	0.53	4.76	0.12	0	0	0	1.74	0.07	0	0	5478.5	-0.01
willow	250	24	1981	0	0	4.03	3.37	0	0	0	-3.56	0.07	0	0	5482.6	-0.01
willow	251	24	1981	11.94	0	6.41	1.28	-0.01	0	0	5.48	0.07	0	0	5489	-0.02
willow	252	24	1981	1.02	0	4.2	2.56	-0.01	0	0	-3.22	0.07	0	0	5493.2	-0.02
willow	253	24	1981	1.52	0	5.17	3.42	0	0	0	-3.7	0.07	0	0	5498.3	-0.02
willow	254	24	1981	0	0	3.82	3.7	0.01	0	0	-3.89	0.07	0	0	5502.2	0
willow	255	24	1981	1.02	0	3.92	2.76	0	0	0	-2.97	0.07	0	0	5506.1	-0.01
willow	256	24	1981	0	0	3.27	2.97	0	0	0	-3.31	0.07	0	0	5509.4	-0.02
willow	257	24	1981	18.29	0	5.64	0.88	0.01	0	0	12.59	0.07	0	0	5515	-0.01
willow	258	24	1981	0	0	2.37	2.13	-0.01	0	0	-2.41	0.07	0	0	5517.4	-0.02
willow	259	24	1981	0	0	3.08	2.72	0	0	0	-3.13	0.07	0	0	5520.4	-0.02
willow	260	24	1981	9.91	0.35	4.63	0.27	0	0	0	4.86	0.07	0	0	5525.1	0
willow	261	24	1981	0	0	2.44	1.96	0	0	0	-2.15	0.07	0	0	5527.5	-0.01
willow	262	24	1981	0.25	0	3.48	2.8	0	0	0	-3.27	0.07	0	0	5531	-0.02
willow	263	24	1981	0.25	0	2.94	2.29	0	0	0	-2.74	0.07	0	0	5533.9	-0.02
willow	264	24	1981	15.24	0.48	4.54	0.36	0	0	0	10.17	0.07	0	0	5538.5	-0.01
willow	265	24	1981	19.81	2.78	2.13	0	0	0	0	15.33	0.07	0	0	5540.6	-0.01
willow	266	24	1981	9.65	3.44	1.31	0	0	0	0	7.62	0.07	0	0	5541.9	-0.02
willow	267	24	1981	1.02	0	4.73	0.1	0	0	0	-0.33	0.07	0	0	5546.6	-0.01
willow	268	24	1981	0	0	3.62	3.38	0	0	0	-3.69	0.07	0	0	5550.3	-0.01
willow	269	24	1981	0.51	0	2.97	2.36	0	0	0	-2.53	0.07	0	0	5553.2	-0.01
willow	270	24	1981	4.06	0	5.18	1.49	0	0	0	-1.18	0.07	0	0	5558.4	-0.01
willow	271	24	1981	1.27	0	3.86	2.08	-0.01	0	0	-2.63	0.07	0	0	5562.3	-0.01
willow	272	24	1981	0	0	3.04	2.43	0	0	0	-3.09	0.07	0	0	5565.3	-0.01
willow	273	24	1981	0	0	2.54	2.1	0	0	0	-2.59	0.07	0	0	5567.9	-0.01
willow	274	24	1981	4.83	0.97	3.39	0.29	0	0	0	0.4	0.07	0	0	5571.3	0
willow	275	24	1981	6.35	0.5	3.82	0	0	0	0	2.94	0.07	0	0	5575.1	-0.01
willow	276	24	1981	5.33	1.18	3.3	0.03	0	0	0	1.3	0.07	0	0	5578.4	-0.01
willow	277	24	1981	0	0	3.18	1.57	0	0	0	-2.05	0.07	0	0	5581.6	-0.01
willow	278	24	1981	0	0	2.11	1.96	0	0	0	-2.18	0.07	0	0	5583.7	0
willow	279	24	1981	15.49	0	4.68	1.27	0.01	0	0	10.76	0.07	0	0	5588.3	-0.02
willow	280	24	1981	13.21	0.43	3.27	0.15	-0.01	0	0	9.46	0.07	0	0	5591.6	-0.01
willow	281	24	1981	10.67	0	4.12	0.24	0	0	0	6.92	0.07	0	0	5595.7	-0.02
willow	282	24	1981	0	0	1.67	1.12	0	0	0	-1.71	0.06	0	0	5597.4	-0.02
willow	283	24	1981	0	0	1.84	1.64	0	0	0	-1.9	0.06	0	0	5599.3	-0.01
willow	284	24	1981	0	0	1.36	1.08	0	0	0	-1.41	0.06	0	0	5600.6	-0.01
willow	285	24	1981	0	0	1.44	1.25	0	0	0	-1.5	0.06	0	0	5602.1	0
willow	286	24	1981	0	0	1.19	1.05	0	0	0	-1.25	0.06	0	0	5603.2	-0.01
willow	287	24	1981	0	0	2.03	1.69	0	0	0	-2.08	0.06	0	0	5605.3	-0.02
willow	288	24	1981	0	0	1.76	1.47	0	0	0	-1.81	0.06	0	0	5607	-0.01
willow	289	24	1981	0	0	1.22	0.75	0	0	0	-1.27	0.06	0	0	5608.2	-0.01
willow	290	24	1981	0	0	1.32	0.97	0	0	0	-1.36	0.06	0	0	5609.6	-0.02
willow	291	24	1981	3.56	0	2.91	0.64	0	0	0	0.58	0.06	0	0	5612.5	0
willow	292	24	1981	1.52	0	2.48	0.73	-0.01	0	0	-1	0.06	0	0	5615	-0.02
willow	293	24	1981	0	0	2.45	1.83	0	0	0	-2.5	0.06	0	0	5617.4	-0.01
willow	294	24	1981	0	0	1.35	0.9	0.01	0	0	-1.43	0.06	0	0	5618.8	0.01
willow	295	24	1981	0	0	1.04	0.49	0	0	0	-1.11	0.06	0	0	5619.8	0
willow	296	24	1981	9.65	0.31	1.34	0	0	0	0	7.97	0.06	0	0	5621.1	-0.02
willow	297	24	1981	0.76	0	1.94	0.39	0	0	0	-0.92	0.06	0	0	5623.1	-0.01
willow	298	24	1981	0.25	0	1.46	0.66	0	0	0	-1.29	0.06	0	0	5624.5	0.01
willow	299	24	1981	14.22	0	1.83	0.25	0.01	0	0	12.32	0.06	0	0	5626.4	0
willow	300	24	1981	42.67	0	1.67	0.26	0	0	0	40.95	0.06	0	0	5628	-0.01
willow	301	24	1981	40.64	0	2.53	0.38	0	0	0	38.08	0.06	0	0	5630.6	-0.02
willow	302	24	1981	0	0	1.6	0.22	0	0	0	-1.65	0.06	0	0	5632.2	-0.01
willow	303	24	1981	0	0	1.65	0.22	0	0	0	-1.7	0.06	0	0	5633.8	0
willow	304	24	1981	0	0	0.98	0.11	0	0	0	-1.04	0.06	0	0	5634.8	0

Attachment D-1
Honeywell
Wastebeds 9-15 SWSR Pre-Design Investigation
SHAW Output Data

RUN	DAY	HR	YR	PRECIP	precip INTRCP	ET	TRANSP	CANOPY chg in storage	SNOW chg in storage	RESIDUE chg in storage	SOIL chg in storage	PERC	RUNOFF	PONDED	Etcum	ERROR
willow	305	24	1981	0	0	0.96	0	0	0	0	-1.02	0.06	0	0	5635.8	0
willow	306	24	1981	0	0	2.01	0	0	0	0	-2.07	0.06	0	0	5637.8	0
willow	307	24	1981	0	0	1.48	0	0	0	0	-1.54	0.06	0	0	5639.2	0
willow	308	24	1981	0	0	1.01	0	0	0	0	-1.07	0.06	0	0	5640.3	0
willow	309	24	1981	1.52	0	1.13	0	0	0	0	0.33	0.06	0	0	5641.4	0
willow	310	24	1981	10.67	0	1.21	0	0	0	0	9.4	0.06	0	0	5642.6	0
willow	311	24	1981	5.59	0	2.2	0	0	0	0	3.33	0.06	0	0	5644.8	0
willow	312	24	1981	0	0	1.19	0	0	0	0	-1.25	0.06	0	0	5646	0
willow	313	24	1981	0	0	1.61	0	0	0	0	-1.66	0.06	0	0	5647.6	0
willow	314	24	1981	0	0	1.19	0	0	0	0	-1.25	0.06	0	0	5648.8	0
willow	315	24	1981	0	0	1.12	0	0	0	0	-1.18	0.06	0	0	5649.9	0
willow	316	24	1981	0	0	1.79	0	0	0	0	-1.84	0.06	0	0	5651.7	0
willow	317	24	1981	0	0	0.37	0	0	0	0	-0.43	0.06	0	0	5652.1	0
willow	318	24	1981	0	0	0.14	0	0	0	0	-0.19	0.06	0	0	5652.2	0
willow	319	24	1981	4.06	0	0.47	0	0	0	0	3.54	0.06	0	0	5652.7	0
willow	320	24	1981	7.37	0	0.56	0	0	0	0	6.75	0.06	0	0	5653.2	0
willow	321	24	1981	1.78	0	0.64	0	0	0	0	1.08	0.06	0	0	5653.9	0
willow	322	24	1981	3.81	0	0.58	0	0	0	0	3.17	0.06	0	0	5654.5	0
willow	323	24	1981	1.27	0	0.98	0	0	0	0	0.23	0.06	0	0	5655.4	0
willow	324	24	1981	17.53	0	0.75	0	0	0	0	16.71	0.06	0	0	5656.2	0
willow	325	24	1981	5.84	0	0.88	0	0	0	0	4.91	0.06	0	0	5657.1	0
willow	326	24	1981	5.59	0	0.42	0	0	5.23	0	-0.12	0.06	0	0	5657.5	0
willow	327	24	1981	5.84	0	0.05	0	0	5.88	0	-0.15	0.06	0	0	5657.5	0
willow	328	24	1981	0.76	0	0.03	0	0	0.87	0	-0.19	0.06	0	0	5657.6	0
willow	329	24	1981	0	0	0.09	0	0	0.08	0	-0.22	0.06	0	0	5657.7	0
willow	330	24	1981	0.76	0	0.1	0	0	0.78	0	-0.18	0.05	0	0	5657.8	0
willow	331	24	1981	3.3	0	-0.29	0	0	-11.09	0	14.62	0.05	0	0	5657.5	0
willow	332	24	1981	2.79	0	1.27	0	0	-1.75	0	3.22	0.05	0	0	5658.7	0
willow	333	24	1981	0	0	2.88	0	0	0	0	-2.94	0.05	0	0	5661.6	0
willow	334	24	1981	0	0	1.16	0	0	0	0	-1.21	0.05	0	0	5662.8	0
willow	335	24	1981	5.59	0	0.11	0	0	4.4	0	1.02	0.05	0	0	5662.9	0
willow	336	24	1981	0	0	-0.5	0	0	-4.4	0	4.85	0.05	0	0	5662.4	0
willow	337	24	1981	1.52	0	0.15	0	0	0	0	1.32	0.05	0	0	5662.5	0
willow	338	24	1981	0	0	0.53	0	0	0	0	-0.58	0.05	0	0	5663.1	0
willow	339	24	1981	0.51	0	0.59	0	0	0	0	-0.13	0.05	0	0	5663.7	0
willow	340	24	1981	1.02	0	1.5	0	0	0.9	0	-1.44	0.05	0	0	5665.2	0
willow	341	24	1981	0	0	-0.02	0	0	0.39	0	-0.42	0.05	0	0	5665.1	0
willow	342	24	1981	9.91	0	-0.17	0	0	10.27	0	-0.25	0.05	0	0	5665	0
willow	343	24	1981	11.68	0	-0.25	0	0	12.03	0	-0.15	0.05	0	0	5664.7	0
willow	344	24	1981	3.3	0	0.01	0	0	3.36	0	-0.12	0.05	0	0	5664.7	0
willow	345	24	1981	2.79	0	-0.1	0	0	2.95	0	-0.11	0.05	0	0	5664.6	0
willow	346	24	1981	0	0	0.07	0	0	-0.02	0	-0.1	0.05	0	0	5664.7	0
willow	347	24	1981	0	0	-0.08	0	0	0.15	0	-0.12	0.05	0	0	5664.6	0
willow	348	24	1981	0	0	-0.09	0	0	0.15	0	-0.11	0.05	0	0	5664.5	0
willow	349	24	1981	0	0	0.02	0	0	0.01	0	-0.08	0.05	0	0	5664.5	0
willow	350	24	1981	0.25	0	0.33	0	0	-0.05	0	-0.09	0.05	0	0	5664.9	0
willow	351	24	1981	3.05	0	-0.17	0	0	3.3	0	-0.14	0.05	0	0	5664.7	0
willow	352	24	1981	1.27	0	-0.14	0	0	1.54	0	-0.19	0.05	0	0	5664.6	0
willow	353	24	1981	9.14	0	-0.01	0	0	9.26	0	-0.16	0.05	0	0	5664.6	0
willow	354	24	1981	2.54	0	-0.02	0	0	2.61	0	-0.1	0.05	0	0	5664.5	0
willow	355	24	1981	0	0	0.08	0	0	-0.04	0	-0.09	0.05	0	0	5664.6	0
willow	356	24	1981	3.3	0	0	0	0	3.33	0	-0.08	0.05	0	0	5664.6	0
willow	357	24	1981	13.72	0	-0.23	0	0	-8.18	0	22.08	0.05	0	0	5664.4	0
willow	358	24	1981	0	0	0.6	0	0	-2.58	0	1.92	0.05	0	0	5665	0
willow	359	24	1981	0	0	0.25	0	0	-0.23	0	-0.07	0.05	0	0	5665.2	0
willow	360	24	1981	0	0	0.07	0	0	-0.01	0	-0.11	0.05	0	0	5665.3	0
willow	361	24	1981	2.79	0	0.2	0	0	2.64	0	-0.1	0.05	0	0	5665.5	0
willow	362	24	1981	0.76	0	0.27	0	0	-0.55	0	0.98	0.05	0	0	5665.8	0
willow	363	24	1981	1.52	0	0.14	0	0	1.21	0	0.12	0.05	0	0	5665.9	0
willow	364	24	1981	0	0	0.02	0	0	0.06	0	-0.13	0.05	0	0	5666	0
willow	365	24	1981	0.51	0	0.19	0	0	0.4	0	-0.14	0.05	0	0	5666.1	0
willow	1	24	1982	3.3	0	0.07	0	0	-1.49	0	4.67	0.06	0	0	5666.2	0
willow	2	24	1982	0	0	0.34	0	0	-0.47	0	0.07	0.06	0	0	5666.6	0
willow	3	24	1982	0.25	0	0.28	0	0	0.07	0	-0.15	0.06	0	0	5666.8	0
willow	4	24	1982	20.07	0	-0.46	0	0	-7.72	0	26.24	0.06	1.95	0	5666.4	0
willow	5	24	1982	2.29	0	0.62	0	0	1.52	0	0.09	0.06	0	0	5667	0
willow	6	24	1982	1.02	0	0.06	0	0	0.77	0	0.13	0.06	0	0	5667.1	0
willow	7	24	1982	4.06	0	0.14	0	0	3.97	0	-0.1	0.06	0	0	5667.2	0
willow	8	24	1982	8.13	0	0.1	0	0	8.09	0	-0.13	0.06	0	0	5667.3	0
willow	9	24	1982	2.79	0	-0.07	0	0	2.91	0	-0.1	0.06	0	0	5667.2	0
willow	10	24	1982	6.1	0	0.04	0	0	6.1	0	-0.11	0.06	0	0	5667.3	0
willow	11	24	1982	0.51	0	0.02	0	0	0.53	0	-0.1	0.06	0	0	5667.3	0
willow	12	24	1982	0	0	0	0	0	0.04	0	-0.11	0.06	0	0	5667.3	0
willow	13	24	1982	1.02	0	-0.08	0	0	1.14	0	-0.11	0.06	0	0	5667.2	0
willow	14	24	1982	0	0	-0.01	0	0	0.05	0	-0.1	0.06	0	0	5667.2	0
willow	15	24	1982	1.27	0	-0.03	0	0	1.35	0	-0.1	0.06	0	0	5667.2	0
willow	16	24	1982	1.27	0	0.08	0	0	1.23	0	-0.11	0.06	0	0	5667.3	0
willow	17	24	1982	0	0	0.3	0	0	-0.24	0	-0.12	0.06	0	0	5667.6	0
willow	18	24	1982	0	0	0.05	0	0	0.02	0	-0.14	0.06	0	0	5667.6	0
willow	19	24	1982	0	0	0.03	0	0	0.05	0	-0.14	0.06	0	0	5667.6	0
willow	20	24	1982	0.76	0	-0.11	0	0	0.94	0	-0.13	0.07	0	0	5667.5	0
willow	21	24	1982	0	0	-0.01	0	0	0.1	0	-0.15	0.07	0	0	5667.5	0
willow	22	24	1982	0	0	0.03	0	0	0.07	0	-0.17	0.07	0	0	5667.5	0
willow	23	24	1982	12.7	0	0.39	0	0	12.38	0	-0.14	0.07	0	0	5667.9	0
willow	24	24	1982	1.27	0	0.45	0	0	0.85	0	-0.1	0.07	0	0	5668.4	0
willow	25	24	1982	2.54	0	-0.05	0	0	2.62	0	-0.1	0.07	0	0	5668.3	0
willow	26	24	1982	1.02	0	0	0	0	1.05	0	-0.11	0.07	0	0	5668.3	0
willow	27	24	1982	0	0	0	0	0	0.03	0	-0.11	0.07	0	0	5668.3	0
willow	28	24	1982	1.02	0	0.44	0	0	0.6	0	-0.1	0.07	0	0	5668.8	0
willow	29	24	1982	0	0	0.14	0	0	-0.12	0	-0.09	0.07	0	0	5668.9	0
willow	30	24	1982	2.54	0	0.15	0	0	2.42	0	-0.1	0.07	0	0	5669.1	0
willow	31	24	1982	17.27	0	0.07	0	0	17.22	0	-0.09	0.08	0	0	5669.1	0
willow	32	24	1982	6.6	0	0.18	0	0	6.44	0	-0.09	0.08	0	0	5669.3	0
willow	33	24	1982	0	0	0.17	0	0	-0.15	0	-0.09	0.08	0	0	5669.5	0
willow	34	24	1982	10.16	0	-0.08	0	0	3.12	0	1.67	0.08	5.38	0	5669.4	0
willow	35	24	1982	0.25	0	0.25	0	0	-0.56	0	0.49	0.08	0	0	5669.7	0
willow	36	24	1982	0.25	0	-0.06	0	0	0.31	0	-0.08	0.08	0	0	5669.6	0
willow	37	24	1982	0.25	0	0.42	0	0	-0.14	0	-0.11	0.08	0	0	5670	0
willow	38	24	1982	0	0	0.5	0	0	-0.47	0	-0.12	0.09	0	0	5670.5	0
willow	39	24	1982	0	0	0.26	0	0	-0.23	0	-0.12	0.09	0	0	5670.8	0
willow	40	24	1982	4.06	0	-0.14	0	0	4.24	0	-0.12	0.09	0	0	5670.7	0
willow	41	24	1982	0.76	0	0.06	0	0	0.73	0	-0.12	0.09	0	0	5670.7	0
willow	42	24	1982	0	0	0.05	0	0	-0.01	0	-0.13	0.09	0	0	5670.8	0

Attachment D-1
Honeywell
Wastebeds 9-15 SWSR Pre-Design Investigation
SHAW Output Data

RUN	DAY	HR	YR	PRECIP	precip INTRCP	ET	TRANSP	CANOPY chg in storage	SNOW chg in storage	RESIDUE chg in storage	SOIL chg in storage	PERC	RUNOFF	PONDED	Etcum	ERROR
willow	43	24	1982	0	0	-0.07	0	0	0.1	0	-0.13	0.09	0	0	5670.7	0
willow	44	24	1982	0.51	0	-0.11	0	0	0.65	0	-0.13	0.09	0	0	5670.6	0
willow	45	24	1982	0.51	0	0	0	0	0.54	0	-0.13	0.1	0	0	5670.6	0
willow	46	24	1982	0	0	0.12	0	0	-1.61	0	1.35	0.1	0.05	0	5670.7	0
willow	47	24	1982	0	0	-0.04	0	0	-2.28	0	2.22	0.1	0	0	5670.7	0
willow	48	24	1982	0	0	0.59	0	0	-0.97	0	0.29	0.1	0	0	5671.2	0
willow	49	24	1982	0.25	0	0.74	0	0	-0.48	0	-0.11	0.1	0	0	5672	0
willow	50	24	1982	6.35	0	-0.13	0	0	1.86	0	4.52	0.1	0	0	5671.9	0
willow	51	24	1982	0.51	0	-0.15	0	0	-2.98	0	3.53	0.11	0	0	5671.7	0
willow	52	24	1982	1.27	0	-0.03	0	0	-3.73	0	4.93	0.11	0	0	5671.7	0
willow	53	24	1982	0	0	0.38	0	0	-2.43	0	1.94	0.11	0	0	5672.1	0
willow	54	24	1982	0	0	0.1	0	0	-2.42	0	2.21	0.11	0	0	5672.2	0
willow	55	24	1982	0	0	0.58	0	0	-1.03	0	0.33	0.11	0	0	5672.7	0
willow	56	24	1982	0	0	0.67	0	0	-0.62	0	-0.17	0.11	0	0	5673.4	0
willow	57	24	1982	0.25	0	0.42	0	0	-0.12	0	-0.16	0.12	0	0	5673.8	0
willow	58	24	1982	0	0	0.41	0	0	-0.38	0	-0.15	0.12	0	0	5674.2	0
willow	59	24	1982	0	0	0.33	0	0	-0.3	0	-0.15	0.12	0	0	5674.6	0
willow	60	24	1982	1.52	0	0.51	0	0	1.06	0	-0.16	0.12	0	0	5675.1	0
willow	61	24	1982	1.52	0	0.09	0	0	1.46	0	-0.15	0.12	0	0	5675.2	0
willow	62	24	1982	0	0	0.18	0	0	-0.14	0	-0.17	0.12	0	0	5675.4	0
willow	63	24	1982	3.3	0	0.37	0	0	2.99	0	-0.18	0.13	0	0	5675.7	0
willow	64	24	1982	1.52	0	0.25	0	0	1.06	0	0.09	0.13	0	0	5676	0
willow	65	24	1982	2.29	0	0.2	0	0	2.08	0	-0.13	0.13	0	0	5676.2	0
willow	66	24	1982	6.35	0	-0.02	0	0	6.37	0	-0.13	0.13	0	0	5676.2	0
willow	67	24	1982	1.02	0	0.4	0	0	0.63	0	-0.15	0.13	0	0	5676.6	0
willow	68	24	1982	0.25	0	0.31	0	0	-0.03	0	-0.16	0.13	0	0	5676.9	0
willow	69	24	1982	0.51	0	0.47	0	0	0.06	0	-0.15	0.14	0	0	5677.3	0
willow	70	24	1982	2.79	0	-0.27	0	0	-9.96	0	3.4	0.14	9.48	0	5677.1	0
willow	71	24	1982	0	0	-0.15	0	0	-12.75	0	6.9	0.14	5.85	0	5676.9	0
willow	72	24	1982	3.56	0	-0.36	0	0	-33.57	0	8.51	0.14	28.84	0	5676.6	0
willow	73	24	1982	0	0	1.16	0	0	-18.15	0	9.61	0.14	7.23	0	5677.7	0
willow	74	24	1982	0	0	0.29	0	0	-9.73	0	7.19	0.15	2.1	0	5678	0
willow	75	24	1982	6.86	0	0.49	0	0	-14.37	0	5.93	0.15	14.67	0	5678.5	0
willow	76	24	1982	18.54	0	-0.13	0	0	-9.03	0	8.28	0.15	19.27	0	5678.4	0
willow	77	24	1982	0.51	0	0.02	0	0	-2.1	0	2.43	0.15	0	0	5678.4	0
willow	78	24	1982	0.51	0	0.73	0	0	-1.92	0	1.54	0.15	0	0	5679.1	0
willow	79	24	1982	0	0	1.24	0	0	0	0	-1.39	0.15	0	0	5680.4	0
willow	80	24	1982	0.51	0	1.72	0	0	0	0	-1.37	0.16	0	0	5682.1	0
willow	81	24	1982	0.25	0	2.96	0	0	0	0	-2.86	0.16	0	0	5685.1	0
willow	82	24	1982	0	0	2.14	0	0	0	0	-2.3	0.16	0	0	5687.2	0
willow	83	24	1982	0	0	2.93	0	0	0	0	-3.09	0.16	0	0	5690.1	0
willow	84	24	1982	0	0	3.19	0	0	0	0	-3.35	0.16	0	0	5693.3	0
willow	85	24	1982	5.59	0	3.95	0	0	0	0	1.47	0.17	0	0	5697.3	0
willow	86	24	1982	1.02	0	2.01	0	0	0.79	0	-1.96	0.17	0	0	5699.3	0
willow	87	24	1982	0	0	1.44	0	0	-0.79	0	-0.82	0.17	0	0	5700.7	0
willow	88	24	1982	0	0	1.11	0	0	0	0	-1.28	0.17	0	0	5701.8	0
willow	89	24	1982	0	0	3.52	0	0	0	0	-3.7	0.18	0	0	5705.4	0
willow	90	24	1982	8.38	0	4.63	0	0	0	0	3.57	0.18	0	0	5710	0
willow	91	24	1982	0.25	0	5.43	0	0	0	0	-5.36	0.18	0	0	5715.4	0
willow	92	24	1982	0	0	3.11	0.04	0	0	0	-3.31	0.19	0	0	5718.5	0.01
willow	93	24	1982	4.06	0	2.13	0.09	0	0	0	1.72	0.19	0	0	5720.6	0.02
willow	94	24	1982	3.3	0	1.71	0	0	2.43	0	-1.02	0.2	0	0	5722.4	-0.01
willow	95	24	1982	1.52	0	0.73	0	0	1.16	0	-0.55	0.2	0	0	5723.1	0
willow	96	24	1982	4.32	0	0.55	0	0	3.94	0	-0.38	0.21	0	0	5723.6	0
willow	97	24	1982	0	0	0.75	0	0	-0.57	0	-0.4	0.22	0	0	5724.4	0
willow	98	24	1982	0	0	0.93	0	0	-0.79	0	-0.37	0.22	0	0	5725.3	0
willow	99	24	1982	0	0	0.48	0.33	0	-3.62	0	2.9	0.23	0	0	5725.8	0
willow	100	24	1982	0	0	0.87	0.46	0	-2.55	0	1.45	0.23	0	0	5726.7	0
willow	101	24	1982	4.32	0	0.79	0.07	0	0	0	3.27	0.24	0	0	5727.5	0.01
willow	102	24	1982	0.76	0	1.87	0.38	0	0	0	-1.36	0.25	0	0	5729.3	0
willow	103	24	1982	3.56	0	4.35	0.78	0	0	0	-1.05	0.26	0	0	5733.7	0
willow	104	24	1982	0	0	2.38	0.73	0	0	0	-2.64	0.26	0	0	5736.1	0
willow	105	24	1982	0	0	1.55	1.11	0	0	0	-1.83	0.27	0	0	5737.6	0.01
willow	106	24	1982	0	0	3.35	2.13	0.01	0	0	-3.63	0.28	0	0	5741	0
willow	107	24	1982	11.94	0	4.79	1.43	0.01	0	0	6.88	0.29	0	0	5745.8	-0.03
willow	108	24	1982	0.51	0	3.21	0.75	-0.02	0	0	-2.97	0.29	0	0	5749	0
willow	109	24	1982	0	0	2.47	1.8	0	0	0	-2.78	0.3	0	0	5751.4	0.01
willow	110	24	1982	3.3	0	4.56	2.04	0.01	0	0	-1.57	0.31	0	0	5756	0
willow	111	24	1982	1.27	0	3.04	0.86	-0.01	0	0	-2.08	0.31	0	0	5759	0
willow	112	24	1982	0	0	3.36	0.98	-0.01	0	0	-3.67	0.32	0	0	5762.4	-0.01
willow	113	24	1982	0	0	4.54	2.51	0	0	0	-4.88	0.33	0	0	5766.9	0.01
willow	114	24	1982	0	0	2.91	2.64	0	0	0	-3.23	0.33	0	0	5769.8	-0.01
willow	115	24	1982	0	0	3.07	2.63	0	0	0	-3.41	0.34	0	0	5772.9	-0.01
willow	116	24	1982	4.06	0	5.54	1.87	0.01	0	0	-1.83	0.34	0	0	5778.5	0
willow	117	24	1982	0.25	0	2.19	1.07	-0.01	0	0	-2.28	0.35	0	0	5780.6	0
willow	118	24	1982	0	0	3.81	2.05	-0.01	0	0	-4.15	0.36	0	0	5784.5	0
willow	119	24	1982	0	0	3.94	2.34	0	0	0	-4.31	0.36	0	0	5788.4	0
willow	120	24	1982	0	0	3.44	2.83	0	0	0	-3.8	0.37	0	0	5791.8	0
willow	121	24	1982	0	0	3.85	3.03	0	0	0	-4.22	0.37	0	0	5795.7	-0.01
willow	122	24	1982	0	0	4.14	2.88	0	0	0	-4.51	0.37	0	0	5799.8	-0.01
willow	123	24	1982	0	0	3.34	2.56	0	0	0	-3.71	0.38	0	0	5803.2	-0.01
willow	124	24	1982	0	0	3.53	2.53	0	0	0	-3.9	0.38	0	0	5806.7	-0.01
willow	125	24	1982	0	0	2.9	2.32	0	0	0	-3.29	0.39	0	0	5809.6	0
willow	126	24	1982	0	0	5.04	3.31	0.01	0	0	-5.43	0.39	0	0	5814.6	-0.01
willow	127	24	1982	0	0	3.96	3.28	0	0	0	-4.36	0.39	0	0	5818.6	0
willow	128	24	1982	11.18	0.36	2.23	0.07	0	0	0	8.19	0.4	0	0	5820.8	0
willow	129	24	1982	3.3	0	4.59	0.94	-0.01	0	0	-1.33	0.4	0	0	5825.4	0.01
willow	130	24	1982	0	0	3.05	2.29	-0.01	0	0	-3.44	0.4	0	0	5828.5	0
willow	131	24	1982	0	0	3.77	2.88	0	0	0	-4.17	0.4	0	0	5832.2	-0.01
willow	132	24	1982	2.03	0	4.31	1.91	0.01	0	0	-2.69	0.41	0	0	5836.5	0
willow	133	24	1982	0	0	5.19	3.57	0	0	0	-5.58	0.41	0	0	5841.7	-0.02
willow	134	24	1982	0	0	4.65	3.17	-0.01	0	0	-5.03	0.41	0	0	5846.4	-0.02
willow	135	24	1982	0	0	2.81	2.39	0	0	0	-3.21	0.41	0	0	5849.2	-0.01
willow	136	24	1982	0	0	2.55	2.25	0	0	0	-2.95	0.41	0	0	5851.7	-0.01
willow	137	24	1982	1.27	0	5.74	3.35	0	0	0	-4.87	0.41	0	0	5857.5	-0.01
willow	138	24	1982	0	0	5.3	3.94	0	0	0	-5.7	0.41	0	0	5862.8	-0.01
willow	139	24	1982	12.7	0	3.62	0.82	0.01	0	0	8.66	0.41	0	0	5866.4	-0.01
willow	140	24	1982	4.83	0	4.53	1.24	0	0	0	-0.1	0.41	0	0	5870.9	-0.01
willow	141	24	1982	0	0	4.17	3.06	-0.01	0	0	-4.57	0.41	0	0	5875.1	-0.01
willow	142	24	1982	7.11	0.06	3.41	0.14	0	0	0	3.24	0.41	0	0	5878.5	-0.01
willow	143	24	1982	11.18	0.22	3.41	0.11	0	0	0	7.2	0.41	0	0	5881.9	-0.01
willow	144	24	1982	5.33	0	3.88	0.32	0	0	0	1.27	0.41	0	0	5885.8	-0.01
willow	145	24	1982	0	0	3.49	2.72	0	0	0	-3.89	0.41	0	0	5889.3	-0.02

Attachment D-1
Honeywell
Wastebeds 9-15 SWSR Pre-Design Investigation
SHAW Output Data

RUN	DAY	HR	YR	PRECIP	precip INTRCP	ET	TRANSP	CANOPY chg in storage	SNOW chg in storage	RESIDUE chg in storage	SOIL chg in storage	PERC	RUNOFF	PONDED	Etcum	ERROR
willow	146	24	1982	0	0	3.36	2.93	0	0	0	-3.76	0.41	0	0	5892.7	-0.01
willow	147	24	1982	0	0	3.5	2.92	0.01	0	0	-3.91	0.41	0	0	5896.2	-0.01
willow	148	24	1982	3.81	0	5.94	1.94	-0.01	0	0	-2.53	0.41	0	0	5902.1	0
willow	149	24	1982	0.76	0	3.26	2.37	0	0	0	-2.89	0.41	0	0	5905.4	-0.01
willow	150	24	1982	0	0	4.88	4.12	0.01	0	0	-5.29	0.4	0	0	5910.2	-0.01
willow	151	24	1982	9.4	0.25	3.54	0.28	0	0	0	5.21	0.4	0	0	5913.8	0
willow	152	24	1982	16.76	0	5.44	1.65	0	0	0	11.18	0.4	0	0	5919.2	0
willow	153	24	1982	0.51	0	6.2	4.2	-0.02	0	0	-6.07	0.4	0	0	5925.4	0
willow	154	24	1982	0	0	4.45	3.47	0	0	0	-4.83	0.4	0	0	5929.9	-0.02
willow	155	24	1982	1.78	0	3.27	1.44	0.01	0	0	-1.89	0.39	0	0	5933.2	-0.01
willow	156	24	1982	12.95	0	4.98	0.9	0	0	0	7.57	0.39	0	0	5938.1	0
willow	157	24	1982	11.43	0.92	2.85	0.19	0	0	0	7.28	0.39	0	0	5941	-0.01
willow	158	24	1982	0	0	5.38	3.76	0	0	0	-4.84	0.39	0	0	5946.4	-0.01
willow	159	24	1982	0	0	5.64	4.65	0	0	0	-6	0.38	0	0	5952	-0.02
willow	160	24	1982	0	0	6.12	5.25	0	0	0	-6.5	0.38	0	0	5958.1	0
willow	161	24	1982	0	0	7.41	6.12	0	0	0	-7.77	0.38	0	0	5965.5	-0.02
willow	162	24	1982	0	0	6.11	4.73	0	0	0	-6.47	0.38	0	0	5971.7	-0.01
willow	163	24	1982	0.51	0	5.66	4.03	0	0	0	-5.51	0.37	0	0	5977.3	-0.01
willow	164	24	1982	0	0	4.83	3.49	0	0	0	-5.2	0.37	0	0	5982.1	0
willow	165	24	1982	0	0	5.08	4.06	0	0	0	-5.44	0.37	0	0	5987.2	-0.02
willow	166	24	1982	0.25	0	4.91	3.69	0.01	0	0	-5.02	0.37	0	0	5992.1	-0.01
willow	167	24	1982	7.11	0	6.19	1.79	0.01	0	0	0.56	0.36	0	0	5998.3	-0.02
willow	168	24	1982	14.48	0	5.5	1.33	0	0	0	8.65	0.36	0	0	6003.8	-0.02
willow	169	24	1982	0	0	4.34	3.79	0	0	0	-4.7	0.36	0	0	6008.2	0
willow	170	24	1982	3.3	0	6.86	3.17	0	0	0	-3.91	0.36	0	0	6015	-0.01
willow	171	24	1982	0	0	3.77	3.2	-0.02	0	0	-4.1	0.35	0	0	6018.8	-0.01
willow	172	24	1982	3.3	0	5.88	2.05	0.01	0	0	-2.94	0.35	0	0	6024.7	0
willow	173	24	1982	11.94	0	6.11	1.71	0	0	0	5.5	0.35	0	0	6030.8	-0.01
willow	174	24	1982	0	0	5.08	3.79	0	0	0	-5.41	0.34	0	0	6035.9	-0.01
willow	175	24	1982	0	0	4.96	3.7	0	0	0	-5.28	0.34	0	0	6040.8	-0.01
willow	176	24	1982	0	0	3.84	2.84	0.01	0	0	-4.17	0.34	0	0	6044.7	-0.01
willow	177	24	1982	5.08	0	4.67	0.48	0	0	0	0.07	0.34	0	0	6049.3	0
willow	178	24	1982	0	0	2.3	2.06	0	0	0	-2.62	0.33	0	0	6051.6	-0.01
willow	179	24	1982	0	0	1.92	1.86	0.01	0	0	-2.26	0.33	0	0	6053.6	0
willow	180	24	1982	28.45	0	5.38	0.9	0	0	0	22.77	0.33	0	0	6058.9	-0.02
willow	181	24	1982	0	0	6.69	5.4	-0.02	0	0	-6.98	0.33	0	0	6065.6	-0.01
willow	182	24	1982	0	0	5.48	4.49	-0.01	0	0	-5.79	0.32	0	0	6071.1	-0.01
willow	183	24	1982	0	0	5.58	4.71	0.01	0	0	-5.91	0.32	0	0	6076.7	0
willow	184	24	1982	0	0	4.06	3.32	0.01	0	0	-4.39	0.32	0	0	6080.8	0
willow	185	24	1982	0	0	3.76	2.92	-0.01	0	0	-4.05	0.31	0	0	6084.5	-0.02
willow	186	24	1982	0	0	2.45	2.2	0.01	0	0	-2.76	0.31	0	0	6087	-0.01
willow	187	24	1982	0	0	2.5	2.15	0.02	0	0	-2.81	0.31	0	0	6089.5	-0.02
willow	188	24	1982	31.5	0	8.16	3.83	0.01	0	0	23.03	0.31	0	0	6097.6	-0.01
willow	189	24	1982	0	0	6.25	5.46	0	0	0	-6.54	0.3	0	0	6103.9	-0.02
willow	190	24	1982	0	0	6.39	5.33	-0.02	0	0	-6.65	0.3	0	0	6110.3	-0.02
willow	191	24	1982	0	0	5.18	4.54	0.01	0	0	-5.47	0.3	0	0	6115.4	-0.01
willow	192	24	1982	0	0	3.77	3.1	0.01	0	0	-4.06	0.3	0	0	6119.2	-0.02
willow	193	24	1982	0	0	3.73	2.82	-0.01	0	0	-4.01	0.29	0	0	6122.9	-0.01
willow	194	24	1982	0	0	3.12	2.01	-0.01	0	0	-3.39	0.29	0	0	6126.1	-0.02
willow	195	24	1982	0	0	2.87	1.78	0	0	0	-3.14	0.29	0	0	6128.9	-0.01
willow	196	24	1982	0	0	1.81	1.42	0.02	0	0	-2.1	0.29	0	0	6130.7	-0.02
willow	197	24	1982	0	0	2.25	1.41	0.01	0	0	-2.53	0.29	0	0	6133	-0.02
willow	198	24	1982	1.52	0	3.04	1	0	0	0	-1.8	0.28	0	0	6136	0
willow	199	24	1982	28.96	0	7.01	2.65	0.01	0	0	21.66	0.28	0	0	6143.1	-0.01
willow	200	24	1982	0	0	5.22	4.33	-0.01	0	0	-5.46	0.28	0	0	6148.3	-0.02
willow	201	24	1982	4.57	0	6.54	1.76	-0.01	0	0	-2.2	0.28	0	0	6154.8	-0.03
willow	202	24	1982	0	0	3.82	3.3	-0.01	0	0	-4.05	0.27	0	0	6158.6	-0.03
willow	203	24	1982	0	0	3.83	2.99	0	0	0	-4.1	0.27	0	0	6162.5	-0.01
willow	204	24	1982	0	0	2.62	1.96	0	0	0	-2.87	0.27	0	0	6165.1	-0.01
willow	205	24	1982	0	0	2.12	1.65	0	0	0	-2.37	0.27	0	0	6167.2	-0.02
willow	206	24	1982	0	0	2.31	1.5	0.01	0	0	-2.57	0.27	0	0	6169.5	-0.01
willow	207	24	1982	0	0	2.02	1.19	0.01	0	0	-2.29	0.26	0	0	6171.5	0
willow	208	24	1982	0.76	0	2.49	0.94	-0.01	0	0	-1.96	0.26	0	0	6174	-0.01
willow	209	24	1982	27.69	0	6.15	1.5	0.01	0	0	21.28	0.26	0	0	6180.2	-0.01
willow	210	24	1982	1.02	0	4.17	2.84	-0.01	0	0	-3.38	0.26	0	0	6184.3	-0.02
willow	211	24	1982	0	0	4.13	3.75	0	0	0	-4.37	0.25	0	0	6188.5	-0.02
willow	212	24	1982	1.27	0	3.39	2.16	0.01	0	0	-2.38	0.25	0	0	6191.9	-0.01
willow	213	24	1982	0	0	3.01	2.69	0	0	0	-3.24	0.25	0	0	6194.9	-0.02
willow	214	24	1982	7.62	0	5.17	0.77	-0.01	0	0	2.2	0.25	0	0	6200	0
willow	215	24	1982	0	0	3.97	2.99	-0.01	0	0	-4.18	0.25	0	0	6204	-0.02
willow	216	24	1982	0	0	2	1.89	0.02	0	0	-2.25	0.25	0	0	6206	-0.01
willow	217	24	1982	0	0	1.93	1.39	-0.01	0	0	-2.14	0.24	0	0	6207.9	-0.02
willow	218	24	1982	0	0	1.99	1.66	0	0	0	-2.2	0.24	0	0	6209.9	-0.03
willow	219	24	1982	0	0	2.27	1.69	0	0	0	-2.49	0.24	0	0	6212.2	-0.02
willow	220	24	1982	7.11	0	5.36	0.84	0.01	0	0	1.52	0.24	0	0	6217.5	-0.01
willow	221	24	1982	22.1	0	6.4	1.96	0	0	0	15.48	0.24	0	0	6224	-0.03
willow	222	24	1982	0	0	4.56	3.52	-0.02	0	0	-4.75	0.23	0	0	6228.5	-0.02
willow	223	24	1982	0	0	3.23	2.8	-0.01	0	0	-3.43	0.23	0	0	6231.7	-0.02
willow	224	24	1982	0	0	2.31	2.01	0	0	0	-2.53	0.23	0	0	6234.1	-0.01
willow	225	24	1982	13.97	0	5.11	0.89	0	0	0	8.63	0.23	0	0	6239.2	0
willow	226	24	1982	0	0	4.47	3.89	0	0	0	-4.67	0.23	0	0	6243.6	-0.03
willow	227	24	1982	0	0	4.37	3.83	0.01	0	0	-4.59	0.23	0	0	6248	-0.02
willow	228	24	1982	0	0	3.96	3.39	0	0	0	-4.17	0.22	0	0	6252	-0.02
willow	229	24	1982	0.25	0	2.69	1.97	0	0	0	-2.64	0.22	0	0	6254.7	-0.01
willow	230	24	1982	0	0	2.06	1.71	-0.01	0	0	-2.25	0.22	0	0	6256.7	-0.02
willow	231	24	1982	0	0	2.4	1.81	0	0	0	-2.61	0.22	0	0	6259.1	-0.01
willow	232	24	1982	2.03	0	3.74	1.19	0.01	0	0	-1.93	0.22	0	0	6262.9	0
willow	233	24	1982	0	0	2.31	0.97	-0.02	0	0	-2.49	0.22	0	0	6265.2	-0.01
willow	234	24	1982	0	0	1.17	0.91	0	0	0	-1.38	0.21	0	0	6266.3	0
willow	235	24	1982	0	0	1.82	1.1	0.02	0	0	-2.04	0.21	0	0	6268.2	-0.01
willow	236	24	1982	0	0	1.89	1.04	0.01	0	0	-2.11	0.21	0	0	6270	-0.01
willow	237	24	1982	12.19	0	5.67	1.25	0	0	0	6.32	0.21	0	0	6275.7	-0.01
willow	238	24	1982	0	0	2.33	1.71	-0.01	0	0	-2.51	0.21	0	0	6278	-0.02
willow	239	24	1982	0	0	1.41	0.9	0	0	0	-1.61	0.21	0	0	6279.5	-0.01
willow	240	24	1982	0.51	0	2.37	0.59	-0.02	0	0	-2.06	0.2	0	0	6281.8	0.01
willow	241	24	1982	0	0	1.61	0.68	0	0	0	-1.81	0.2	0	0	6283.4	0
willow	242	24	1982	0.25	0	1.15	0.65	0.01	0	0	-1.1	0.2	0	0	6284.6	0
willow	243	24	1982	0	0	1.19	0.59	0.02	0	0	-1.41	0.2	0	0	6285.8	0
willow	244	24	1982	0	0	1.37	0.61	0.01	0	0	-1.57	0.2	0	0	6287.2	-0.01
willow	245	24	1982	11.18	0	4.57	0.61	0	0	0	6.43	0.2	0	0	6291.7	-0.01
willow	246	24	1982	0.76	0	2.93	1.21	-0.02	0	0	-2.34	0.2	0	0	6294.6	-0.01
willow	247	24	1982	0	0	1.34	0.58	-0.01	0	0	-1.51	0.19	0	0	6296	-0.01
willow	248	24	1982	0	0	1.23	0.72	0	0	0	-1.42	0.19	0	0	6297.2	0

Attachment D-1
Honeywell
Wastebeds 9-15 SWSR Pre-Design Investigation
SHAW Output Data

RUN	DAY	HR	YR	PRECIP	precip INTRCP	ET	TRANSP	CANOPY chg in storage	SNOW chg in storage	RESIDUE chg in storage	SOIL chg in storage	PERC	RUNOFF	PONDED	Etcum	ERROR
willow	249	24	1982	0.25	0	1.44	0.67	0	0	0	-1.4	0.19	0	0	6298.7	0.02
willow	250	24	1982	0	0	1.41	0.47	-0.01	0	0	-1.58	0.19	0	0	6300.1	-0.01
willow	251	24	1982	0	0	1.26	0.55	0	0	0	-1.45	0.19	0	0	6301.3	0
willow	252	24	1982	0	0	1.28	0.65	0	0	0	-1.46	0.19	0	0	6302.6	0
willow	253	24	1982	0	0	0.95	0.6	0	0	0	-1.14	0.19	0	0	6303.6	0
willow	254	24	1982	0	0	0.91	0.56	0.01	0	0	-1.11	0.19	0	0	6304.5	0.01
willow	255	24	1982	0	0	1.02	0.55	0.01	0	0	-1.2	0.18	0	0	6305.5	-0.01
willow	256	24	1982	0	0	0.99	0.59	0	0	0	-1.16	0.18	0	0	6306.5	-0.01
willow	257	24	1982	11.68	0	4.16	0.79	0.01	0	0	7.33	0.18	0	0	6310.6	0
willow	258	24	1982	7.37	0	4.14	0.35	-0.01	0	0	3.07	0.18	0	0	6314.8	-0.02
willow	259	24	1982	0	0	1.93	1.42	-0.01	0	0	-2.09	0.18	0	0	6316.7	-0.01
willow	260	24	1982	0	0	1.84	1.18	-0.01	0	0	-2	0.18	0	0	6318.5	-0.01
willow	261	24	1982	0.76	0	1.9	0.66	0	0	0	-1.32	0.18	0	0	6320.4	0
willow	262	24	1982	0	0	1.3	0.59	-0.01	0	0	-1.48	0.18	0	0	6321.8	0.01
willow	263	24	1982	0	0	1.37	0.59	0.01	0	0	-1.56	0.17	0	0	6323.1	0
willow	264	24	1982	0	0	0.64	0.41	0.01	0	0	-0.81	0.17	0	0	6323.8	-0.01
willow	265	24	1982	1.27	0	1.78	0.24	0	0	0	-0.71	0.17	0	0	6325.5	0.03
willow	266	24	1982	49.78	0.93	2.46	0.05	0	0	0	46.24	0.17	0	0	6328	-0.02
willow	267	24	1982	0	0	3.14	1.82	0	0	0	-2.37	0.17	0	0	6331.1	-0.01
willow	268	24	1982	0	0	3.43	2.87	0	0	0	-3.59	0.17	0	0	6334.6	-0.01
willow	269	24	1982	0.51	0	2.5	1.69	0	0	0	-2.14	0.17	0	0	6337.1	-0.02
willow	270	24	1982	23.62	0.13	3.05	0.17	0.01	0	0	20.28	0.17	0	0	6340.1	-0.01
willow	271	24	1982	0	0	2.22	1.48	0	0	0	-2.24	0.17	0	0	6342.4	-0.01
willow	272	24	1982	0	0	2.88	2.36	0	0	0	-3.02	0.16	0	0	6345.2	-0.02
willow	273	24	1982	0	0	2.42	1.98	0	0	0	-2.56	0.16	0	0	6347.6	-0.02
willow	274	24	1982	0	0	2.66	2.26	-0.01	0	0	-2.8	0.16	0	0	6350.3	-0.02
willow	275	24	1982	0	0	2.73	1.81	-0.01	0	0	-2.86	0.16	0	0	6353	-0.01
willow	276	24	1982	0	0	3.02	2.52	0.01	0	0	-3.18	0.16	0	0	6356.1	-0.01
willow	277	24	1982	0	0	1.93	1.43	0	0	0	-2.07	0.16	0	0	6358	-0.02
willow	278	24	1982	0	0	1.31	1.13	0	0	0	-1.46	0.16	0	0	6359.3	-0.01
willow	279	24	1982	0	0	1.51	1.38	0	0	0	-1.67	0.16	0	0	6360.8	0
willow	280	24	1982	3.81	0	3.2	0.64	0.01	0	0	0.45	0.16	0	0	6364	-0.01
willow	281	24	1982	0	0	2.48	1.94	0	0	0	-2.63	0.15	0	0	6366.5	-0.01
willow	282	24	1982	0	0	1.83	1.14	-0.01	0	0	-1.96	0.15	0	0	6368.3	-0.01
willow	283	24	1982	0	0	2.65	1.58	-0.01	0	0	-2.79	0.15	0	0	6371	-0.01
willow	284	24	1982	2.54	0	2.64	0.42	0	0	0	-0.25	0.15	0	0	6373.6	0
willow	285	24	1982	0	0	0.91	0.68	0.01	0	0	-1.08	0.15	0	0	6374.5	0.01
willow	286	24	1982	0.25	0	1.32	0.75	0	0	0	-1.22	0.15	0	0	6375.8	0.01
willow	287	24	1982	1.78	0	2.68	0.92	-0.01	0	0	-1.04	0.15	0	0	6378.5	-0.01
willow	288	24	1982	1.52	0	2.24	0.71	0	0	0	-0.85	0.15	0	0	6380.8	-0.01
willow	289	24	1982	5.59	0	2.23	0.07	-0.01	0	0	3.24	0.15	0	0	6383	-0.02
willow	290	24	1982	0	0	1.55	0.62	0	0	0	-1.69	0.15	0	0	6384.5	0
willow	291	24	1982	0	0	1.33	0.74	0	0	0	-1.48	0.15	0	0	6385.9	0
willow	292	24	1982	0	0	2.46	1.52	0	0	0	-2.6	0.14	0	0	6388.3	0
willow	293	24	1982	0.51	0	2.78	1.34	0.01	0	0	-2.43	0.14	0	0	6391.1	0
willow	294	24	1982	0	0	2.41	0.75	-0.02	0	0	-2.52	0.14	0	0	6393.5	-0.01
willow	295	24	1982	0	0	1.2	0.21	0	0	0	-1.35	0.14	0	0	6394.7	0
willow	296	24	1982	0	0	0.93	0.31	0	0	0	-1.08	0.14	0	0	6395.6	0.01
willow	297	24	1982	0	0	1.05	0.37	0	0	0	-1.2	0.14	0	0	6396.7	0.01
willow	298	24	1982	0	0	1.41	0.32	0	0	0	-1.55	0.14	0	0	6398.1	-0.01
willow	299	24	1982	0	0	1.1	0.4	0	0	0	-1.26	0.14	0	0	6399.2	0.02
willow	300	24	1982	0	0	0.95	0.26	0	0	0	-1.09	0.14	0	0	6400.2	0
willow	301	24	1982	0	0	1.78	0.35	0	0	0	-1.91	0.14	0	0	6401.9	0
willow	302	24	1982	0	0	1.06	0.39	0	0	0	-1.2	0.14	0	0	6403	0
willow	303	24	1982	0	0	1.79	0.21	0	0	0	-1.93	0.14	0	0	6404.8	0
willow	304	24	1982	2.29	0	1.77	0.05	0.01	0	0	0.38	0.13	0	0	6406.6	0
willow	305	24	1982	9.14	0	1.43	0	0	0	0	7.58	0.13	0	0	6408	0
willow	306	24	1982	2.29	0	1.07	0	0	0	0	1.08	0.13	0	0	6409.1	0
willow	307	24	1982	0	0	1.12	0	0	0	0	-1.25	0.13	0	0	6410.2	0
willow	308	24	1982	29.72	0	1.07	0	0	0	0	28.52	0.13	0	0	6411.2	0
willow	309	24	1982	2.54	0	2.52	0	0	0	0	-0.11	0.13	0	0	6413.8	0
willow	310	24	1982	0	0	2.7	0	0	0	0	-2.83	0.13	0	0	6416.5	0
willow	311	24	1982	0	0	2.45	0	0	0	0	-2.58	0.13	0	0	6418.9	0
willow	312	24	1982	0	0	2.65	0	0	0	0	-2.78	0.13	0	0	6421.6	0
willow	313	24	1982	0	0	1.49	0	0	0	0	-1.62	0.13	0	0	6423.1	0
willow	314	24	1982	0	0	0.73	0	0	0	0	-0.85	0.13	0	0	6423.8	0
willow	315	24	1982	3.3	0	1.5	0	0	0	0	1.68	0.13	0	0	6425.3	0
willow	316	24	1982	5.33	0	2.05	0	0	0	0	3.16	0.13	0	0	6427.3	0
willow	317	24	1982	0.25	0	3.14	0	0	0	0	-3.01	0.12	0	0	6430.5	0
willow	318	24	1982	0	0	1.96	0	0	0	0	-2.09	0.12	0	0	6432.4	0
willow	319	24	1982	1.02	0	1.15	0	0	0	0	-0.75	0.12	0	0.49	6433.6	0
willow	320	24	1982	0	0	1.07	0	0	0	0	-0.69	0.12	0	0	6434.7	0
willow	321	24	1982	0	0	0.77	0	0	0	0	-0.89	0.12	0	0	6435.4	0
willow	322	24	1982	0	0	1.12	0	0	0	0	-1.25	0.12	0	0	6436.6	0
willow	323	24	1982	0	0	1.52	0	0	0	0	-1.64	0.12	0	0	6438.1	0
willow	324	24	1982	5.08	0	1.63	0	0	0	0	3.33	0.12	0	0	6439.7	0
willow	325	24	1982	25.4	0	0.57	0	0	0	0	24.72	0.12	0	0	6440.3	0
willow	326	24	1982	6.86	0	0.71	0	0	0	0	6.03	0.12	0	0	6441	0
willow	327	24	1982	4.57	0	0.8	0	0	0	0	3.65	0.12	0	0	6441.8	0
willow	328	24	1982	4.57	0	3.42	0	0	0	0	1.03	0.12	0	0	6445.2	0
willow	329	24	1982	0	0	1.81	0	0	0	0	-1.93	0.12	0	0	6447	0
willow	330	24	1982	2.29	0	0.87	0	0	0	0	1.3	0.12	0	0	6447.9	0
willow	331	24	1982	0	0	2.04	0	0	0	0	-2.16	0.11	0	0	6449.9	0
willow	332	24	1982	6.86	0	0.16	0	0	6.62	0	-0.03	0.11	0	0	6450.1	0
willow	333	24	1982	5.33	0	-0.9	0	0	-6.62	0	12.74	0.11	0	0	6449.2	0
willow	334	24	1982	0.25	0	0.66	0	0	0	0	-0.52	0.11	0	0	6449.8	0
willow	335	24	1982	0	0	0.65	0	0	0	0	-0.76	0.11	0	0	6450.5	0
willow	336	24	1982	0.25	0	0.47	0	0	0	0	-0.32	0.11	0	0	6451	0
willow	337	24	1982	0	0	0.97	0	0	0	0	-1.09	0.11	0	0	6451.9	0
willow	338	24	1982	2.03	0	0.98	0	0	0	0	0.94	0.11	0	0	6452.9	0
willow	339	24	1982	0	0	1.16	0	0	0	0	-1.27	0.11	0	0	6454.1	0
willow	340	24	1982	2.79	0	1.75	0	0	0	0	0.94	0.11	0	0	6455.8	0
willow	341	24	1982	0	0	2.03	0	0	0	0	-2.14	0.11	0	0	6457.8	0
willow	342	24	1982	0	0	1.16	0	0	0	0	-1.27	0.11	0	0	6459	0
willow	343	24	1982	3.05	0	0.56	0	0	2.98	0	-0.59	0.11	0	0	6459.6	0
willow	344	24	1982	0	0	0.1	0	0	0.15	0	-0.36	0.11	0	0	6459.7	0
willow	345	24	1982	0.25	0	-0.04	0	0	0.49	0	-0.31	0.11	0	0	6459.6	0
willow	346	24	1982	1.78	0	0.07	0	0	1.95	0	-0.35	0.11	0	0	6459.7	0
willow	347	24	1982	0	0	0.1	0	0	0.11	0	-0.32	0.11	0	0	6459.8	0
willow	348	24	1982	0	0	0.19	0	0	-0.14	0	-0.16	0.1	0	0	6460	0
willow	349	24	1982	7.62	0	-0.05	0	0	-1.71	0	9.28	0.1	0	0	6459.9	0
willow	350	24	1982	8.13	0	-0.27	0	0	-3.83	0	12.13	0.1	0	0	6459.7	0
willow	351	24	1982	0	0	1.64	0	0	0	0	-1.74	0.1	0	0	6461.3	0

Attachment D-1
Honeywell
Wastebeds 9-15 SWSR Pre-Design Investigation
SHAW Output Data

RUN	DAY	HR	YR	PRECIP	precip INTRCP	ET	TRANSP	CANOPY chg in storage	SNOW chg in storage	RESIDUE chg in storage	SOIL chg in storage	PERC	RUNOFF	PONDED	Etcum	ERROR
willow	352	24	1982	0	0	0.65	0	0	0	0	-0.75	0.1	0	0	6462	0
willow	353	24	1982	3.05	0	0.04	0	0	3.07	0	-0.16	0.1	0	0	6462	0
willow	354	24	1982	0.76	0	-0.19	0	0	1.14	0	-0.29	0.1	0	0	6461.8	0
willow	355	24	1982	2.54	0	-0.11	0	0	2.79	0	-0.24	0.1	0	0	6461.7	0
willow	356	24	1982	0	0	0.02	0	0	0.09	0	-0.21	0.1	0	0	6461.7	0
willow	357	24	1982	2.03	0	-0.11	0	0	2.29	0	-0.24	0.1	0	0	6461.6	0
willow	358	24	1982	8.13	0	-0.09	0	0	-2.56	0	10.67	0.1	0	0	6461.5	0
willow	359	24	1982	6.1	0	-0.73	0	0	-6.81	0	11.18	0.1	2.37	0	6460.8	0
willow	360	24	1982	2.54	0	0.58	0	0	0	0	1.83	0.1	0	0	6461.4	0.03
willow	361	24	1982	8.64	0	0.56	0	0	7.71	0	0.27	0.1	0	0	6461.9	0
willow	362	24	1982	5.08	0	-0.7	0	0	-7.71	0	13.39	0.1	0	0	6461.2	0
willow	363	24	1982	0	0	1.59	0	0	0	0	-1.69	0.1	0	0	6462.8	0
willow	364	24	1982	0	0	2.08	0	0	0	0	-2.18	0.1	0	0	6464.9	0
willow	365	24	1982	0	0	0.6	0	0	0	0	-0.7	0.1	0	0	6465.5	0
willow	1	24	1983	0	0	0.54	0	0	0	0	-0.63	0.1	0	0	6466	0
willow	2	24	1983	1.02	0	0.73	0	0	0	0	0.19	0.1	0	0	6466.8	0
willow	3	24	1983	1.27	0	0.26	0	0	1.38	0	-0.47	0.1	0	0	6467	0
willow	4	24	1983	0	0	0.24	0	0	0.12	0	-0.45	0.09	0	0	6467.3	0
willow	5	24	1983	0	0	0.07	0	0	0.06	0	-0.23	0.09	0	0	6467.4	0
willow	6	24	1983	0	0	-0.01	0	0	0.09	0	-0.17	0.09	0	0	6467.3	0
willow	7	24	1983	0.51	0	0.06	0	0	-1.04	0	1.4	0.09	0	0	6467.4	0
willow	8	24	1983	0	0	0.53	0	0	0.07	0	-0.69	0.09	0	0	6467.9	0
willow	9	24	1983	0	0	0.31	0	0	0.13	0	-0.53	0.09	0	0	6468.2	0
willow	10	24	1983	5.33	0	0.01	0	0	5.38	0	-0.15	0.09	0	0	6468.2	0
willow	11	24	1983	5.84	0	-0.17	0	0	-1.57	0	7.48	0.09	0	0	6468.1	0
willow	12	24	1983	1.52	0	-0.05	0	0	1.87	0	-0.39	0.09	0	0	6468	0
willow	13	24	1983	0	0	0.03	0	0	0.24	0	-0.37	0.09	0	0	6468.1	0
willow	14	24	1983	0	0	0.03	0	0	0.13	0	-0.25	0.09	0	0	6468.1	0
willow	15	24	1983	4.57	0	-0.17	0	0	4.88	0	-0.22	0.09	0	0	6467.9	0
willow	16	24	1983	3.05	0	-0.08	0	0	3.22	0	-0.18	0.09	0	0	6467.8	0
willow	17	24	1983	3.05	0	-0.18	0	0	3.32	0	-0.18	0.09	0	0	6467.7	0
willow	18	24	1983	0.25	0	0.01	0	0	0.37	0	-0.21	0.09	0	0	6467.7	0
willow	19	24	1983	0	0	0	0	0	0.15	0	-0.25	0.09	0	0	6467.7	0
willow	20	24	1983	0	0	-0.02	0	0	0.19	0	-0.27	0.09	0	0	6467.6	0
willow	21	24	1983	0	0	-0.02	0	0	0.19	0	-0.26	0.09	0	0	6467.6	0
willow	22	24	1983	0	0	-0.05	0	0	0.19	0	-0.23	0.09	0	0	6467.6	0
willow	23	24	1983	13.21	0	-0.25	0	0	13.51	0	-0.14	0.09	0	0	6467.3	0
willow	24	24	1983	2.29	0	-0.16	0	0	1.23	0	0.34	0.09	0.78	0	6467.2	0
willow	25	24	1983	0.51	0	0	0	0	-0.11	0	0.26	0.09	0.26	0	6467.2	0
willow	26	24	1983	1.27	0	0.2	0	0	1.14	0	-0.16	0.09	0	0	6467.4	0
willow	27	24	1983	0	0	0.04	0	0	0.03	0	-0.16	0.09	0	0	6467.4	0
willow	28	24	1983	0	0	-0.01	0	0	0.09	0	-0.17	0.09	0	0	6467.4	0
willow	29	24	1983	0	0	0.1	0	0	-0.05	0	-0.14	0.09	0	0	6467.5	0
willow	30	24	1983	5.08	0	0.05	0	0	0.52	0	0.18	0.09	4.24	0	6467.6	0
willow	31	24	1983	0	0	-0.05	0	0	-1.49	0	0.7	0.09	0.75	0	6467.5	0
willow	32	24	1983	0	0	-0.02	0	0	0.06	0	-0.13	0.09	0	0	6467.5	0
willow	33	24	1983	7.11	0	-0.03	0	0	6.12	0	0.25	0.09	0.68	0	6467.4	0
willow	34	24	1983	9.65	0	-0.27	0	0	-4.83	0	2.45	0.09	12.21	0	6467.2	0
willow	35	24	1983	2.03	0	0.25	0	0	1.82	0	-0.12	0.09	0	0	6467.4	0
willow	36	24	1983	0	0	0.16	0	0	-0.1	0	-0.15	0.09	0	0	6467.6	0
willow	37	24	1983	0	0	0.17	0	0	-0.12	0	-0.14	0.09	0	0	6467.8	0
willow	38	24	1983	6.1	0	-0.02	0	0	6.14	0	-0.11	0.09	0	0	6467.7	0
willow	39	24	1983	1.02	0	-0.03	0	0	1.06	0	-0.1	0.09	0	0	6467.7	0
willow	40	24	1983	0	0	0.01	0	0	0.02	0	-0.12	0.09	0	0	6467.7	0
willow	41	24	1983	0	0	0	0	0	0.05	0	-0.13	0.09	0	0	6467.7	0
willow	42	24	1983	0	0	0.16	0	0	-0.12	0	-0.13	0.09	0	0	6467.9	0
willow	43	24	1983	0	0	0.05	0	0	-0.02	0	-0.12	0.09	0	0	6467.9	0
willow	44	24	1983	0	0	0.06	0	0	-0.02	0	-0.12	0.09	0	0	6468	0
willow	45	24	1983	0	0	0.16	0	0	-0.15	0	-0.1	0.09	0	0	6468.1	0
willow	46	24	1983	0	0	0	0	0	-0.22	0	-0.06	0.09	0.19	0	6468.1	0
willow	47	24	1983	0	0	-0.08	0	0	-1.04	0	0.15	0.09	0.88	0	6468.1	0
willow	48	24	1983	0.25	0	-0.14	0	0	-4.74	0	2.1	0.09	2.94	0	6467.9	0
willow	49	24	1983	0	0	0.05	0	0	-2.23	0	2.09	0.09	0	0	6468	0
willow	50	24	1983	0	0	0.22	0	0	-2.61	0	2.05	0.09	0.25	0	6468.2	0
willow	51	24	1983	0	0	0.23	0	0	-3.74	0	2.71	0.09	0.72	0	6468.4	0
willow	52	24	1983	0	0	0.08	0	0	-8.13	0	6.64	0.09	1.33	0	6468.5	0
willow	53	24	1983	0	0	0.08	0	0	-2.86	0	2.7	0.09	0	0	6468.6	0
willow	54	24	1983	1.02	0	-0.02	0	0	-4.75	0	5.71	0.09	0	0	6468.6	0
willow	55	24	1983	0	0	0.31	0	0	-0.25	0	-0.15	0.09	0	0	6468.9	0
willow	56	24	1983	0	0	1.26	0	0	-1.16	0	-0.19	0.09	0	0	6470.1	0
willow	57	24	1983	0	0	1.37	0	0	-1.28	0	-0.17	0.09	0	0	6471.5	0
willow	58	24	1983	0	0	0.48	0	0	-0.44	0	-0.13	0.09	0	0	6472	0
willow	59	24	1983	0	0	0.28	0	0	-0.28	0	-0.09	0.09	0	0	6472.3	0
willow	60	24	1983	0	0	0.28	0	0	-1.57	0	1.2	0.09	0	0	6472.5	0
willow	61	24	1983	0	0	0.14	0	0	-4.79	0	4.56	0.09	0	0	6472.7	0
willow	62	24	1983	0	0	1.01	0	0	-4.04	0	2.95	0.09	0	0	6473.7	0
willow	63	24	1983	4.06	0	1.85	0	0	0	0	2.13	0.09	0	0	6475.5	0
willow	64	24	1983	0	0	2.56	0	0	0	0	-2.64	0.09	0	0	6478.1	0
willow	65	24	1983	0.25	0	1.3	0	0	0	0	-1.13	0.09	0	0	6479.4	0
willow	66	24	1983	0.76	0	1.48	0	0	0	0	-0.81	0.09	0	0	6480.9	0
willow	67	24	1983	3.05	0	1.73	0	0	0	0	1.23	0.09	0	0	6482.6	0
willow	68	24	1983	0.51	0	1.96	0	0	0	0	-1.53	0.09	0	0	6484.6	-0.01
willow	69	24	1983	5.08	0	1.76	0	0	0	0	3.25	0.09	0	0	6486.3	-0.01
willow	70	24	1983	6.35	0	1.55	0	0	0	0	4.71	0.09	0	0	6487.9	0
willow	71	24	1983	0	0	2.34	0	0	0	0	-2.43	0.09	0	0	6490.2	0
willow	72	24	1983	0	0	3.94	0	0	0	0	-4.03	0.09	0	0	6494.2	0
willow	73	24	1983	0	0	1.09	0	0	0	0	-1.18	0.09	0	0	6495.3	0
willow	74	24	1983	0	0	2.16	0	0	0	0	-2.25	0.09	0	0	6497.4	0
willow	75	24	1983	0	0	2.54	0	0	0	0	-2.63	0.09	0	0	6500	0
willow	76	24	1983	0	0	1.68	0	0	0	0	-1.77	0.09	0	0	6501.7	0
willow	77	24	1983	2.29	0	3.64	0	0	0	0	-1.44	0.08	0	0	6505.3	0
willow	78	24	1983	2.79	0	2.56	0	0	0	0	0.15	0.08	0	0	6507.9	0
willow	79	24	1983	1.02	0	2.43	0	0	0	0	-1.5	0.08	0	0	6510.3	0
willow	80	24	1983	17.78	0	0.21	0	0	15.34	0	2.14	0.08	0	0	6510.5	0
willow	81	24	1983	0.51	0	0.47	0	0	0.04	0	-0.08	0.08	0	0	6511	0
willow	82	24	1983	3.3	0	0.46	0	0	2.98	0	-0.22	0.08	0	0	6511.4	0
willow	83	24	1983	0	0	0.33	0	0	-0.2	0	-0.21	0.08	0	0	6511.8	0
willow	84	24	1983	0	0	0.23	0	0	-0.43	0	0.12	0.08	0	0	6512	0
willow	85	24	1983	0	0	0.1	0	0	-0.9	0	0.72	0.08	0	0	6512.1	0
willow	86	24	1983	3.3	0	0.07	0	0	0.12	0	3.03	0.08	0	0	6512.1	0
willow	87	24	1983	6.1	0	-0.23	0	0	-8.33	0	14.57	0.08	0	0	6511.9	0
willow	88	24	1983	1.27	0	0.73	0	0	-0.99	0	1.45	0.08	0	0	6512.7	0
willow	89	24	1983	0	0	0.55	0	0	-1.11	0	0.47	0.08	0	0	6513.2	0

Attachment D-1
Honeywell
Wastebeds 9-15 SWSR Pre-Design Investigation
SHAW Output Data

RUN	DAY	HR	YR	PRECIP	precip INTRCP	ET	TRANSP	CANOPY chg in storage	SNOW chg in storage	RESIDUE chg in storage	SOIL chg in storage	PERC	RUNOFF	PONDED	Etcum	ERROR
willow	90	24	1983	0	0	0.23	0	0	-3.69	0	3.38	0.09	0	0	6513.4	0
willow	91	24	1983	0	0	0.49	0	0	-2.82	0	2.22	0.09	0	0	6513.9	0.02
willow	92	24	1983	0.51	0	2.9	0.08	0	0	0	-2.46	0.09	0	0	6516.8	-0.02
willow	93	24	1983	2.79	0	3.21	0.09	0.01	0	0	-0.53	0.09	0	0	6520	0.01
willow	94	24	1983	0	0	3.47	0.17	0	0	0	-3.58	0.09	0	0	6523.5	0.03
willow	95	24	1983	0	0	1.72	0.17	0	0	0	-1.8	0.09	0	0	6525.2	-0.01
willow	96	24	1983	0	0	1.19	0.28	0	0	0	-1.3	0.09	0	0	6526.4	0.02
willow	97	24	1983	5.84	0	1.5	0.19	0.01	0	0	4.23	0.09	0	0	6527.9	0.02
willow	98	24	1983	0	0	1.78	0.32	0	0	0	-1.86	0.09	0	0	6529.7	0
willow	99	24	1983	1.27	0	4.08	0.65	0	0	0	-2.88	0.09	0	0	6533.8	-0.01
willow	100	24	1983	22.1	0	3.55	0.35	0	0	0	18.43	0.09	0	0	6537.3	0.02
willow	101	24	1983	0	0	2.71	0.4	0	0	0	-2.79	0.09	0	0	6540.1	-0.01
willow	102	24	1983	0.51	0	3.23	0.44	0	0	0	-2.78	0.09	0	0	6543.3	-0.03
willow	103	24	1983	0	0	4.14	1.27	0	0	0	-4.21	0.09	0	0	6547.4	-0.02
willow	104	24	1983	0	0	2.85	1.36	0	0	0	-2.94	0.09	0	0	6550.3	0
willow	105	24	1983	26.42	0	1.82	0.13	0.01	0	0	24.5	0.09	0	0	6552.1	0
willow	106	24	1983	12.7	0	2.26	0.17	-0.01	0	0	10.34	0.09	0	0	6554.4	0.01
willow	107	24	1983	0	0	1.52	0.73	0	0	0	-1.62	0.09	0	0	6555.9	0.01
willow	108	24	1983	0	0	1.75	0.42	0	0	0	-1.84	0.09	0	0	6557.6	0
willow	109	24	1983	13.46	0	1.28	0	0	8.19	0	3.89	0.1	0	0	6558.9	0
willow	110	24	1983	10.16	0	1.16	0	0	-5.21	0	14.12	0.1	0	0	6560.1	0
willow	111	24	1983	7.87	0	1.67	0	0	-2.98	0	9.09	0.1	0	0	6561.7	0
willow	112	24	1983	0	0	2.53	1.08	0	0	0	-2.64	0.1	0	0	6564.3	0.01
willow	113	24	1983	0	0	2.97	1.52	0	0	0	-3.09	0.1	0	0	6567.2	0.01
willow	114	24	1983	12.95	0	1.99	0.03	0	0	0	10.85	0.1	0	0	6569.2	0.01
willow	115	24	1983	10.67	0.23	1.79	0	0	0	0	8.55	0.1	0	0	6571	0
willow	116	24	1983	0	0	2.71	1.86	0	0	0	-2.58	0.1	0	0	6573.7	0
willow	117	24	1983	0	0	4.29	2.63	0.01	0	0	-4.41	0.1	0	0	6578	0.01
willow	118	24	1983	3.56	0	5.26	1.86	0.01	0	0	-1.83	0.11	0	0	6583.3	0.01
willow	119	24	1983	6.86	0	4.45	1.27	-0.01	0	0	2.29	0.11	0	0	6587.7	0.02
willow	120	24	1983	23.37	0	5.07	1.57	0.02	0	0	18.2	0.11	0	0	6592.8	-0.02
willow	121	24	1983	7.11	0	3.6	0.83	-0.01	0	0	3.41	0.11	0	0	6596.4	-0.01
willow	122	24	1983	8.13	0	3.83	1.54	0.01	0	0	4.18	0.11	0	0	6600.2	0
willow	123	24	1983	1.27	0	3.71	1.48	-0.01	0	0	-2.54	0.12	0	0	6603.9	-0.01
willow	124	24	1983	0	0	3.53	1.88	-0.02	0	0	-3.63	0.12	0	0	6607.4	0
willow	125	24	1983	1.78	0	3.11	1.26	0	0	0	-1.44	0.12	0	0	6610.6	-0.01
willow	126	24	1983	0	0	3.81	2.57	-0.01	0	0	-3.92	0.12	0	0	6614.4	0
willow	127	24	1983	0	0	6.71	5.32	0.01	0	0	-6.85	0.13	0	0	6621.1	-0.01
willow	128	24	1983	17.78	0	4.86	1.45	0	0	0	12.79	0.13	0	0	6625.9	0
willow	129	24	1983	0	0	2.64	1.45	-0.02	0	0	-2.76	0.14	0	0	6628.6	0
willow	130	24	1983	0	0	3.1	1.87	0	0	0	-3.24	0.14	0	0	6631.7	0
willow	131	24	1983	0	0	3.76	2.42	0.01	0	0	-3.92	0.14	0	0	6635.4	0.01
willow	132	24	1983	0	0	2.55	2.08	0	0	0	-2.7	0.15	0	0	6638	0
willow	133	24	1983	0	0	3.73	3.05	0.01	0	0	-3.89	0.16	0	0	6641.7	0
willow	134	24	1983	0	0	3.54	3.23	0.01	0	0	-3.7	0.16	0	0	6645.2	0
willow	135	24	1983	6.35	0	5.47	1.75	0	0	0	0.72	0.17	0	0	6650.7	-0.01
willow	136	24	1983	0	0	2.65	1.37	-0.02	0	0	-2.81	0.18	0	0	6653.4	-0.01
willow	137	24	1983	0	0	3.43	2.21	-0.01	0	0	-3.6	0.18	0	0	6656.8	0
willow	138	24	1983	0	0	4.76	3.45	0	0	0	-4.95	0.19	0	0	6661.6	-0.01
willow	139	24	1983	8.64	0	4.29	1.37	0.01	0	0	4.14	0.2	0	0	6665.8	0
willow	140	24	1983	0	0	4.31	3.64	0.02	0	0	-4.54	0.21	0	0	6670.2	0.01
willow	141	24	1983	0	0	2.83	2.44	-0.01	0	0	-3.03	0.22	0	0	6673	-0.02
willow	142	24	1983	2.03	0	4.45	2.24	0.01	0	0	-2.65	0.23	0	0	6677.4	0
willow	143	24	1983	0	0	3.49	3.13	0	0	0	-3.73	0.24	0	0	6680.9	0
willow	144	24	1983	0	0	2.68	1.95	-0.02	0	0	-2.89	0.25	0	0	6683.6	-0.01
willow	145	24	1983	0.76	0	6.45	4.51	0	0	0	-5.93	0.26	0	0	6690	-0.01
willow	146	24	1983	10.41	0	5.97	1.73	-0.01	0	0	4.2	0.27	0	0	6696	-0.01
willow	147	24	1983	0	0	2.9	2.08	-0.01	0	0	-3.16	0.28	0	0	6698.9	-0.01
willow	148	24	1983	0	0	5.16	3.96	0	0	0	-5.44	0.29	0	0	6704.1	-0.01
willow	149	24	1983	1.27	0	2.68	1.56	0.02	0	0	-1.71	0.3	0	0	6706.8	-0.01
willow	150	24	1983	5.59	0	4.92	1.73	0.01	0	0	0.36	0.31	0	0	6711.7	-0.01
willow	151	24	1983	13.46	0	4.93	1.29	-0.01	0	0	8.24	0.31	0	0	6716.6	-0.01
willow	152	24	1983	0	0	3.68	2.88	-0.01	0	0	-3.99	0.32	0	0	6720.3	-0.01
willow	153	24	1983	0	0	6.1	4.88	0	0	0	-6.42	0.33	0	0	6726.4	-0.01
willow	154	24	1983	0	0	6.3	5.12	0	0	0	-6.63	0.34	0	0	6732.7	-0.01
willow	155	24	1983	5.08	0.05	3.63	0.15	0.01	0	0	1.04	0.35	0	0	6736.3	0
willow	156	24	1983	0	0	5.65	4.53	0	0	0	-5.95	0.35	0	0	6742	-0.01
willow	157	24	1983	4.32	0	6.37	2.08	0	0	0	-2.4	0.36	0	0	6748.3	-0.01
willow	158	24	1983	0	0	5.43	4.4	-0.01	0	0	-5.79	0.37	0	0	6753.8	0
willow	159	24	1983	0	0	6.09	4.57	-0.02	0	0	-6.43	0.37	0	0	6759.8	-0.01
willow	160	24	1983	0	0	6.34	5.43	0	0	0	-6.73	0.38	0	0	6766.2	0
willow	161	24	1983	0	0	5.69	5.2	0.02	0	0	-6.09	0.38	0	0	6771.9	-0.01
willow	162	24	1983	0	0	6.21	5.09	0	0	0	-6.59	0.39	0	0	6778.1	-0.01
willow	163	24	1983	0	0	6.63	5.71	0.01	0	0	-7.01	0.39	0	0	6784.7	-0.02
willow	164	24	1983	0	0	5.63	4.69	0.01	0	0	-6.03	0.4	0	0	6790.4	0
willow	165	24	1983	0	0	5.41	4.56	0	0	0	-5.8	0.4	0	0	6795.8	-0.01
willow	166	24	1983	0	0	4.4	3.77	0.01	0	0	-4.79	0.4	0	0	6800.2	-0.02
willow	167	24	1983	0	0	4.73	3.68	0	0	0	-5.12	0.41	0	0	6804.9	-0.02
willow	168	24	1983	8.89	0	6.52	2.06	-0.01	0	0	1.99	0.41	0	0	6811.4	-0.02
willow	169	24	1983	0	0	3.24	2.63	0	0	0	-3.61	0.41	0	0	6814.7	-0.03
willow	170	24	1983	0	0	3.28	2.82	-0.01	0	0	-3.67	0.41	0	0	6817.9	-0.02
willow	171	24	1983	0	0	3.3	2.49	0.01	0	0	-3.71	0.41	0	0	6821.2	-0.01
willow	172	24	1983	0	0	3.82	2.7	0	0	0	-4.21	0.41	0	0	6825	-0.02
willow	173	24	1983	0	0	3.62	2.39	0	0	0	-4.03	0.41	0	0	6828.7	-0.01
willow	174	24	1983	0	0	3.18	2.16	0	0	0	-3.56	0.41	0	0	6831.8	-0.02
willow	175	24	1983	0	0	2.67	1.66	-0.01	0	0	-3.07	0.41	0	0	6834.5	-0.01
willow	176	24	1983	0	0	1.04	1.04	-0.01	0	0	-1.44	0.41	0	0	6835.6	0
willow	177	24	1983	0	0	1.75	1.47	0.01	0	0	-2.17	0.41	0	0	6837.3	0
willow	178	24	1983	0	0	0.89	1.24	0.03	0	0	-1.32	0.41	0	0	6838.2	-0.01
willow	179	24	1983	19.81	0.38	3.68	0.1	-0.02	0	0	15.39	0.41	0	0	6841.9	-0.02
willow	180	24	1983	0	0	4.65	3.66	-0.01	0	0	-4.66	0.41	0	0	6846.5	-0.02
willow	181	24	1983	0	0	3.57	3.19	0	0	0	-3.97	0.41	0	0	6850.1	-0.01
willow	182	24	1983	5.33	0	6.36	2.17	0.02	0	0	-1.44	0.41	0	0	6856.4	-0.01
willow	183	24	1983	0	0	2.38	2.18	0.01	0	0	-2.8	0.41	0	0	6858.8	-0.01
willow	184	24	1983	0	0	2.94	2.26	0.01	0	0	-3.34	0.4	0	0	6861.8	-0.01
willow	185	24	1983	1.52	0	3.77	1.77	0	0	0	-2.63	0.4	0	0	6865.5	-0.01
willow	186	24	1983	0	0	1.5	1.02	-0.01	0	0	-1.87	0.4	0	0	6867	-0.01
willow	187	24	1983	0.51	0	1.91	0.87	-0.03	0	0	-1.77	0.4	0	0	6868.9	0
willow	188	24	1983	0	0	2.1	1.22	0	0	0	-2.48	0.4	0	0	6871	-0.01
willow	189	24	1983	0	0	2.03	1.28	0.01	0	0	-2.43	0.39	0	0	6873.1	0
willow	190	24	1983	2.03	0	3.66	0.84	0	0	0	-2.01	0.39	0	0	6876.7	0
willow	191	24	1983	0	0	1.97	1	-0.01	0	0	-2.34	0.39	0	0	6878.7	-0.01
willow	192	24	1983	0	0	1.39	1.05	0.01	0	0	-1.79	0.39	0	0	6880.1	0

Attachment D-1
Honeywell
Wastebeds 9-15 SWSR Pre-Design Investigation
SHAW Output Data

RUN	DAY	HR	YR	PRECIP	precip INTRCP	ET	TRANSP	CANOPY chg in storage	SNOW chg in storage	RESIDUE chg in storage	SOIL chg in storage	PERC	RUNOFF	PONDED	Etcum	ERROR
willow	193	24	1983	0	0	0.93	1.17	0.03	0	0	-1.34	0.38	0	0	6881	0
willow	194	24	1983	0	0	1.41	1	-0.02	0	0	-1.77	0.38	0	0	6882.4	-0.01
willow	195	24	1983	0	0	1.22	1.1	0	0	0	-1.6	0.38	0	0	6883.6	0
willow	196	24	1983	0	0	0.72	1.03	0.02	0	0	-1.12	0.38	0	0	6884.4	0
willow	197	24	1983	0	0	0.8	0.9	-0.01	0	0	-1.16	0.37	0	0	6885.2	-0.01
willow	198	24	1983	0	0	1.05	0.87	-0.02	0	0	-1.39	0.37	0	0	6886.2	-0.01
willow	199	24	1983	0	0	0.61	0.87	0.02	0	0	-1	0.37	0	0	6886.8	0
willow	200	24	1983	0	0	0.95	0.79	-0.02	0	0	-1.28	0.36	0	0	6887.8	-0.01
willow	201	24	1983	0	0	0.93	0.89	0	0	0	-1.3	0.36	0	0	6888.7	0.01
willow	202	24	1983	14.22	0	6	1.81	0.01	0	0	7.86	0.36	0	0	6894.7	0
willow	203	24	1983	0	0	2.33	1.29	-0.02	0	0	-2.67	0.36	0	0	6897	0
willow	204	24	1983	0	0	1.99	1.02	0	0	0	-2.34	0.35	0	0	6899	0
willow	205	24	1983	3.05	0	3.85	0.56	0.03	0	0	-1.22	0.35	0	0	6902.9	0.04
willow	206	24	1983	0	0	1.8	0.91	-0.01	0	0	-2.12	0.35	0	0	6904.7	-0.02
willow	207	24	1983	0	0	2.02	0.96	-0.01	0	0	-2.34	0.34	0	0	6906.7	-0.02
willow	208	24	1983	0	0	1.64	0.9	0	0	0	-1.96	0.34	0	0	6908.3	-0.01
willow	209	24	1983	0.51	0	1.35	0.76	0.01	0	0	-1.19	0.34	0	0	6909.7	0
willow	210	24	1983	9.4	0	4.69	0.27	0.03	0	0	4.33	0.34	0	0	6914.4	0.01
willow	211	24	1983	5.84	0	5.18	0.66	0.01	0	0	0.3	0.33	0	0	6919.6	0.03
willow	212	24	1983	16.26	0	6.22	1.6	0	0	0	9.73	0.33	0	0	6925.8	-0.02
willow	213	24	1983	17.53	0	7.21	2.48	-0.01	0	0	10.01	0.33	0	0	6933	-0.02
willow	214	24	1983	0	0	5.15	4.24	-0.01	0	0	-5.45	0.32	0	0	6938.2	-0.01
willow	215	24	1983	0	0	5.01	4.5	0	0	0	-5.31	0.32	0	0	6943.2	-0.02
willow	216	24	1983	0	0	2.84	2.64	0.01	0	0	-3.17	0.32	0	0	6946	0
willow	217	24	1983	2.79	0	4.71	1.91	0.01	0	0	-2.22	0.32	0	0	6950.7	-0.03
willow	218	24	1983	0	0	3.12	2.6	-0.01	0	0	-3.41	0.31	0	0	6953.8	-0.02
willow	219	24	1983	0	0	3.01	2.32	-0.01	0	0	-3.3	0.31	0	0	6956.8	-0.02
willow	220	24	1983	2.29	0	4.02	1.66	0	0	0	-2.04	0.31	0	0	6960.9	-0.01
willow	221	24	1983	0	0	2.38	1.31	-0.02	0	0	-2.66	0.31	0	0	6963.3	0
willow	222	24	1983	0	0	1.77	1.15	-0.02	0	0	-2.05	0.3	0	0	6965	-0.02
willow	223	24	1983	12.45	0.73	3.71	0.07	0.01	0	0	7.7	0.3	0	0	6968.7	-0.01
willow	224	24	1983	2.03	0.18	2.59	0	-0.01	0	0	-0.28	0.3	0	0	6971.3	-0.02
willow	225	24	1983	0	0	2.82	2.32	0	0	0	-2.92	0.3	0	0	6974.2	-0.02
willow	226	24	1983	0	0	2.46	2.05	0	0	0	-2.72	0.29	0	0	6976.6	-0.03
willow	227	24	1983	0	0	1.69	1.45	0.01	0	0	-1.96	0.29	0	0	6978.3	-0.03
willow	228	24	1983	0	0	2.3	1.71	0.01	0	0	-2.59	0.29	0	0	6980.6	-0.01
willow	229	24	1983	0	0	1.62	1.31	0	0	0	-1.9	0.29	0	0	6982.2	-0.01
willow	230	24	1983	13.21	0	5.22	1.06	0.02	0	0	7.69	0.28	0	0	6987.4	-0.01
willow	231	24	1983	0	0	3.88	3.18	-0.01	0	0	-4.14	0.28	0	0	6991.3	-0.02
willow	232	24	1983	0	0	2.64	2.18	-0.02	0	0	-2.9	0.28	0	0	6994	0
willow	233	24	1983	0	0	2.63	1.49	-0.02	0	0	-2.88	0.28	0	0	6996.6	-0.01
willow	234	24	1983	10.16	0	5.34	0.94	0.02	0	0	4.55	0.27	0	0	7001.9	-0.01
willow	235	24	1983	0	0	2.98	2.41	0	0	0	-3.23	0.27	0	0	7004.9	-0.02
willow	236	24	1983	0	0	1.93	1.5	-0.01	0	0	-2.17	0.27	0	0	7006.8	-0.02
willow	237	24	1983	0	0	2.14	1.48	0.02	0	0	-2.41	0.27	0	0	7009	-0.01
willow	238	24	1983	0	0	2.06	1.44	0.01	0	0	-2.33	0.26	0	0	7011	-0.01
willow	239	24	1983	0	0	1.78	1.09	0.01	0	0	-2.05	0.26	0	0	7012.8	-0.01
willow	240	24	1983	0	0	1.8	1.07	-0.01	0	0	-2.04	0.26	0	0	7014.6	-0.01
willow	241	24	1983	0	0	1.11	0.78	0	0	0	-1.35	0.26	0	0	7015.7	-0.02
willow	242	24	1983	10.41	0	4.66	0.6	0	0	0	5.51	0.26	0	0	7020.4	-0.01
willow	243	24	1983	0.25	0	2.13	1.28	0	0	0	-2.11	0.25	0	0	7022.5	-0.01
willow	244	24	1983	0	0	1.85	0.94	-0.02	0	0	-2.07	0.25	0	0	7024.4	-0.02
willow	245	24	1983	0	0	1.7	0.94	0	0	0	-1.92	0.25	0	0	7026.1	-0.02
willow	246	24	1983	0	0	0.89	0.63	0.01	0	0	-1.15	0.25	0	0	7027	0
willow	247	24	1983	0	0	0.91	0.62	0.01	0	0	-1.16	0.25	0	0	7027.9	-0.01
willow	248	24	1983	1.27	0	1.88	0.64	0.01	0	0	-0.86	0.24	0	0	7029.8	-0.01
willow	249	24	1983	0	0	1.32	0.84	0.01	0	0	-1.57	0.24	0	0	7031.1	0
willow	250	24	1983	0.76	0	2.11	0.54	-0.03	0	0	-1.56	0.24	0	0	7033.2	0
willow	251	24	1983	0	0	1.66	0.61	-0.01	0	0	-1.88	0.24	0	0	7034.8	-0.01
willow	252	24	1983	0	0	1.35	0.7	0	0	0	-1.59	0.24	0	0	7036.2	-0.01
willow	253	24	1983	23.37	0	5.25	1.7	0.03	0	0	17.86	0.23	0	0	7041.5	-0.01
willow	254	24	1983	0	0	2.96	2.5	-0.02	0	0	-3.17	0.23	0	0	7044.4	-0.01
willow	255	24	1983	0	0	2.48	2.01	-0.02	0	0	-2.69	0.23	0	0	7046.9	-0.01
willow	256	24	1983	0	0	2.79	1.96	-0.01	0	0	-2.99	0.23	0	0	7049.7	-0.01
willow	257	24	1983	0	0	1.78	1.23	-0.01	0	0	-1.99	0.23	0	0	7051.5	-0.01
willow	258	24	1983	0	0	1.77	1.09	0	0	0	-2	0.23	0	0	7053.2	0
willow	259	24	1983	0.51	0	1.55	0.78	0	0	0	-1.27	0.22	0	0	7054.8	0
willow	260	24	1983	3.3	0	3.36	0.4	0.02	0	0	-0.32	0.22	0	0	7058.2	0.01
willow	261	24	1983	1.02	0	2.41	0.88	0	0	0	-1.6	0.22	0	0	7060.6	-0.01
willow	262	24	1983	17.27	0	5.04	1.64	0.03	0	0	11.97	0.22	0	0	7065.6	0.02
willow	263	24	1983	0	0	3.4	3.02	-0.01	0	0	-3.59	0.22	0	0	7069	-0.01
willow	264	24	1983	27.94	0	5.57	1.94	-0.02	0	0	22.19	0.21	0	0	7074.6	-0.02
willow	265	24	1983	0	0	4.18	2.82	-0.03	0	0	-4.35	0.21	0	0	7078.8	-0.01
willow	266	24	1983	0	0	4.09	3.01	-0.01	0	0	-4.29	0.21	0	0	7082.8	-0.01
willow	267	24	1983	0	0	3.46	2.63	0	0	0	-3.66	0.21	0	0	7086.3	-0.01
willow	268	24	1983	0	0	2.49	2.17	0.01	0	0	-2.7	0.21	0	0	7088.8	0
willow	269	24	1983	0.25	0	2.75	2.12	0.02	0	0	-2.71	0.21	0	0	7091.5	0
willow	270	24	1983	0	0	2.31	1.79	0	0	0	-2.5	0.21	0	0	7093.9	-0.02
willow	271	24	1983	0	0	2.04	1.7	-0.01	0	0	-2.21	0.2	0	0	7095.9	-0.02
willow	272	24	1983	0	0	2.5	1.95	0	0	0	-2.68	0.2	0	0	7098.4	-0.02
willow	273	24	1983	0	0	2.05	1.67	0	0	0	-2.24	0.2	0	0	7100.4	-0.01
willow	274	24	1983	0	0	2.11	1.54	0.02	0	0	-2.33	0.2	0	0	7102.6	0
willow	275	24	1983	0	0	1.18	1.01	0	0	0	-1.35	0.2	0	0	7103.7	-0.02
willow	276	24	1983	0	0	2.21	1.8	-0.01	0	0	-2.4	0.2	0	0	7105.9	-0.01
willow	277	24	1983	2.03	0	2.24	0.69	0.01	0	0	-0.43	0.2	0	0	7108.2	0.01
willow	278	24	1983	10.92	0	3.22	0.36	-0.01	0	0	7.53	0.19	0	0	7111.4	-0.01
willow	279	24	1983	1.27	0	3.34	1.5	-0.01	0	0	-2.24	0.19	0	0	7114.7	0
willow	280	24	1983	0	0	2.73	1.64	-0.01	0	0	-2.91	0.19	0	0	7117.5	0
willow	281	24	1983	0.51	0	2.67	1.71	0.01	0	0	-2.36	0.19	0	0	7120.1	0.01
willow	282	24	1983	0	0	1.35	0.63	-0.01	0	0	-1.52	0.19	0	0	7121.5	-0.01
willow	283	24	1983	0	0	1.25	0.79	0	0	0	-1.43	0.19	0	0	7122.7	0
willow	284	24	1983	0	0	1.5	0.89	0.01	0	0	-1.68	0.19	0	0	7124.2	-0.01
willow	285	24	1983	8.89	0.32	1.58	0.04	0.02	0	0	6.75	0.18	0	0	7125.8	0.03
willow	286	24	1983	13.72	0	2.85	0.96	0.01	0	0	11.01	0.18	0	0	7128.7	-0.01
willow	287	24	1983	0	0	3.14	1.59	-0.04	0	0	-3.29	0.18	0	0	7131.8	0
willow	288	24	1983	0	0	2.23	1.06	0	0	0	-2.41	0.18	0	0	7134.1	0
willow	289	24	1983	0	0	1.75	0.86	0	0	0	-1.91	0.18	0	0	7135.8	-0.01
willow	290	24	1983	0	0	2.02	1.19	0.01	0	0	-2.22	0.18	0	0	7137.8	0.01
willow	291	24	1983	0	0	1.43	0.63	-0.01	0	0	-1.6	0.18	0	0	7139.2	0
willow	292	24	1983	0	0	1.47	0.63	-0.01	0	0	-1.64	0.18	0	0	7140.7	0
willow	293	24	1983	0	0	1.68	0.65	0	0	0	-1.85	0.17	0	0	7142.4	0
willow	294	24	1983	0	0	1.69	0.65	0	0	0	-1.86	0.17	0	0	7144.1	0
willow	295	24	1983	0	0	1.2	0.51	0	0	0	-1.38	0.17	0	0	7145.3	0.01

Attachment D-1
Honeywell
Wastebeds 9-15 SWSR Pre-Design Investigation
SHAW Output Data

RUN	DAY	HR	YR	PRECIP	precip INTRCP	ET	TRANSP	CANOPY chg in storage	SNOW chg in storage	RESIDUE chg in storage	SOIL chg in storage	PERC	RUNOFF	PONDED	Etcum	ERROR
willow	296	24	1983	7.62	0.03	1.1	0.02	0.01	0	0	6.31	0.17	0	0	7146.4	0
willow	297	24	1983	0	0	0.94	0.18	0	0	0	-1.06	0.17	0	0	7147.3	-0.01
willow	298	24	1983	0	0	1.59	0.39	0	0	0	-1.73	0.17	0	0	7148.9	-0.02
willow	299	24	1983	3.3	0	1.69	0.13	0	0	0	1.45	0.17	0	0	7150.6	-0.01
willow	300	24	1983	2.03	0	1.7	0.14	0	0	0	0.19	0.17	0	0	7152.3	-0.02
willow	301	24	1983	0	0	2.59	0.56	0	0	0	-2.75	0.16	0	0	7154.9	0
willow	302	24	1983	0	0	2.23	0.19	-0.01	0	0	-2.38	0.16	0	0	7157.1	0
willow	303	24	1983	0	0	1.18	0.08	0	0	0	-1.34	0.16	0	0	7158.3	0
willow	304	24	1983	0	0	1.55	0.06	0	0	0	-1.72	0.16	0	0	7159.8	0.01
willow	305	24	1983	0	0	1.61	0	0	0	0	-1.77	0.16	0	0	7161.4	0
willow	306	24	1983	5.33	0	0.82	0	0	0	0	4.35	0.16	0	0	7162.3	0
willow	307	24	1983	3.3	0	1.02	0	0	0	0	2.13	0.16	0	0	7163.3	0
willow	308	24	1983	1.78	0	1.36	0	0	0	0	0.26	0.16	0	0	7164.6	0
willow	309	24	1983	0.76	0	0.58	0	0	0	0	0.03	0.16	0	0	7165.2	0
willow	310	24	1983	0	0	0.52	0	0	0	0	-0.68	0.16	0	0	7165.7	0
willow	311	24	1983	0	0	0.73	0	0	0	0	-0.88	0.15	0	0	7166.5	0
willow	312	24	1983	0	0	1.41	0	0	0	0	-1.56	0.15	0	0	7167.9	0
willow	313	24	1983	0	0	1.05	0	0	0	0	-1.2	0.15	0	0	7168.9	0
willow	314	24	1983	24.13	0	0.98	0	0	0	0	23	0.15	0	0	7169.9	0
willow	315	24	1983	8.13	0	0.67	0	0	0	0	7.3	0.15	0	0	7170.6	0
willow	316	24	1983	4.32	0	0.89	0	0	4.27	0	-1	0.15	0	0	7171.5	0
willow	317	24	1983	0	0	0.08	0	0	0.1	0	-0.33	0.15	0	0	7171.6	0
willow	318	24	1983	0	0	0.07	0	0	0.12	0	-0.35	0.15	0	0	7171.6	0
willow	319	24	1983	5.33	0	-0.21	0	0	-1.61	0	7.01	0.15	0	0	7171.4	0
willow	320	24	1983	6.35	0	-0.46	0	0	-2.89	0	9.55	0.15	0	0	7171	0
willow	321	24	1983	7.37	0	1.21	0	0	0	0	6.01	0.14	0	0	7172.2	0
willow	322	24	1983	0	0	1.5	0	0	0	0	-1.64	0.14	0	0	7173.7	0
willow	323	24	1983	0	0	0.38	0	0	0	0	-0.53	0.14	0	0	7174.1	0
willow	324	24	1983	2.54	0	2	0	0	0	0	0.39	0.14	0	0	7176.1	0
willow	325	24	1983	11.18	0	2.67	0	0	0	0	8.37	0.14	0	0	7178.7	0
willow	326	24	1983	0	0	1.3	0	0	0	0	-1.44	0.14	0	0	7180	0
willow	327	24	1983	0.76	0	1.01	0	0	0	0	-0.39	0.14	0	0	7181	0
willow	328	24	1983	5.08	0	0.49	0	0	0	0	4.45	0.14	0	0	7181.5	0
willow	329	24	1983	8.13	0	1.59	0	0	0	0	6.4	0.14	0	0	7183.1	0
willow	330	24	1983	0	0	1.16	0	0	0	0	-1.29	0.14	0	0	7184.3	0
willow	331	24	1983	0	0	1.07	0	0	0	0	-1.21	0.14	0	0	7185.3	0
willow	332	24	1983	9.65	0	0.82	0	0	0	0	8.69	0.13	0	0	7186.2	0
willow	333	24	1983	3.81	0	1.02	0	0	0	0	2.66	0.13	0	0	7187.2	0
willow	334	24	1983	1.27	0	0.85	0	0	1.02	0	-0.73	0.13	0	0	7188	0
willow	335	24	1983	0.25	0	0.36	0	0	0.48	0	-0.72	0.13	0	0	7188.4	0
willow	336	24	1983	2.03	0	0.31	0	0	1.96	0	-0.36	0.13	0	0	7188.7	0
willow	337	24	1983	0.51	0	0.14	0	0	0.66	0	-0.42	0.13	0	0	7188.8	0
willow	338	24	1983	8.38	0	0.13	0	0	8.4	0	-0.28	0.13	0	0	7189	0
willow	339	24	1983	0	0	-0.15	0	0	0.12	0	-0.1	0.13	0	0	7188.8	0
willow	340	24	1983	12.7	0	-0.4	0	0	-4.59	0	17.56	0.13	0	0	7188.4	0
willow	341	24	1983	5.59	0	0.77	0	0	3	0	1.69	0.13	0	0	7189.2	0
willow	342	24	1983	1.02	0	-0.02	0	0	1.14	0	-0.23	0.13	0	0	7189.2	0
willow	343	24	1983	1.52	0	0.01	0	0	1.62	0	-0.23	0.13	0	0	7189.2	0
willow	344	24	1983	0	0	-0.16	0	0	-0.16	0	0.2	0.12	0	0	7189	0
willow	345	24	1983	0	0	0.19	0	0	0	0	-0.32	0.12	0	0	7189.2	0
willow	346	24	1983	31.24	0	-0.05	0	0	31.36	0	-0.2	0.12	0	0	7189.2	0
willow	347	24	1983	34.54	0	-0.14	0	0	1	0	3.11	0.12	30.46	0	7189	0
willow	348	24	1983	6.6	0	-0.13	0	0	-2.08	0	5.53	0.12	3.16	0	7188.9	0
willow	349	24	1983	0	0	-0.07	0	0	-6.25	0	6.2	0.12	0	0	7188.8	0
willow	350	24	1983	0.25	0	0.47	0	0	-1.61	0	1.28	0.12	0	0	7189.3	0
willow	351	24	1983	0	0	0.3	0	0	-0.3	0	-0.12	0.12	0	0	7189.6	0
willow	352	24	1983	2.03	0	-0.05	0	0	2.15	0	-0.19	0.12	0	0	7189.6	0
willow	353	24	1983	0.76	0	0.05	0	0	0.83	0	-0.24	0.12	0	0	7189.6	0
willow	354	24	1983	0	0	0.05	0	0	0.1	0	-0.27	0.12	0	0	7189.7	0
willow	355	24	1983	1.27	0	0.04	0	0	1.36	0	-0.25	0.12	0	0	7189.7	0
willow	356	24	1983	11.43	0	-0.01	0	0	11.5	0	-0.17	0.12	0	0	7189.7	0
willow	357	24	1983	0	0	0.25	0	0	-0.2	0	-0.16	0.12	0	0	7189.9	0
willow	358	24	1983	5.08	0	-0.23	0	0	5.37	0	-0.18	0.12	0	0	7189.7	0
willow	359	24	1983	3.3	0	0	0	0	3.34	0	-0.16	0.11	0	0	7189.7	0
willow	360	24	1983	0	0	0	0	0	0.04	0	-0.15	0.11	0	0	7189.7	0
willow	361	24	1983	0	0	0.07	0	0	-0.03	0	-0.15	0.11	0	0	7189.8	0
willow	362	24	1983	11.18	0	-0.05	0	0	11.26	0	-0.15	0.11	0	0	7189.7	0
willow	363	24	1983	0	0	0.38	0	0	-0.35	0	-0.13	0.11	0	0	7190.1	0
willow	364	24	1983	0	0	0.22	0	0	-0.18	0	-0.15	0.11	0	0	7190.3	0
willow	365	24	1983	0	0	0	0	0	0.06	0	-0.17	0.11	0	0	7190.3	0
willow	1	24	1984	0	0	-0.07	0	0	0.13	0	-0.17	0.11	0	0	7190.3	0
willow	2	24	1984	0	0	0.24	0	0	-0.2	0	-0.14	0.11	0	0	7190.5	0
willow	3	24	1984	0	0	0.25	0	0	-0.23	0	-0.13	0.11	0	0	7190.8	0
willow	4	24	1984	0.25	0	0	0	0	0.26	0	-0.12	0.11	0	0	7190.8	0
willow	5	24	1984	0	0	-0.19	0	0	0.19	0	-0.11	0.11	0	0	7190.6	0
willow	6	24	1984	3.81	0	-0.11	0	0	-0.05	0	3.71	0.11	0.15	0	7190.5	0
willow	7	24	1984	1.27	0	0.1	0	0	0.69	0	0.38	0.11	0	0	7190.5	0
willow	8	24	1984	2.54	0	-0.02	0	0	2.63	0	-0.17	0.11	0	0	7190.5	0
willow	9	24	1984	3.3	0	-0.1	0	0	3.44	0	-0.15	0.11	0	0	7190.4	0
willow	10	24	1984	4.32	0	-0.11	0	0	4.47	0	-0.14	0.11	0	0	7190.3	0
willow	11	24	1984	0	0	-0.03	0	0	0.07	0	-0.14	0.11	0	0	7190.3	0
willow	12	24	1984	0	0	0	0	0	0.05	0	-0.16	0.11	0	0	7190.3	0
willow	13	24	1984	0.76	0	0.11	0	0	0.72	0	-0.17	0.1	0	0	7190.4	0
willow	14	24	1984	2.79	0	-0.09	0	0	2.93	0	-0.15	0.1	0	0	7190.3	0
willow	15	24	1984	0.76	0	-0.04	0	0	0.84	0	-0.14	0.1	0	0	7190.3	0
willow	16	24	1984	0	0	-0.01	0	0	0.06	0	-0.16	0.1	0	0	7190.3	0
willow	17	24	1984	0.25	0	-0.1	0	0	0.41	0	-0.16	0.1	0	0	7190.2	0
willow	18	24	1984	0.51	0	-0.03	0	0	0.58	0	-0.14	0.1	0	0	7190.1	0
willow	19	24	1984	1.52	0	-0.02	0	0	1.59	0	-0.14	0.1	0	0	7190.1	0
willow	20	24	1984	0	0	0.26	0	0	-0.21	0	-0.15	0.1	0	0	7190.4	0
willow	21	24	1984	0	0	0.06	0	0	0	0	-0.16	0.1	0	0	7190.4	0
willow	22	24	1984	0	0	0	0	0	0.07	0	-0.17	0.1	0	0	7190.4	0
willow	23	24	1984	0	0	0.08	0	0	-0.02	0	-0.17	0.1	0	0	7190.5	0
willow	24	24	1984	6.35	0	-0.17	0	0	1.92	0	-0.07	0.1	4.58	0	7190.3	0
willow	25	24	1984	0	0	-0.13	0	0	-0.97	0	0.12	0.1	0.88	0	7190.2	0
willow	26	24	1984	0.25	0	0.08	0	0	0.17	0	-0.09	0.1	0	0	7190.3	0
willow	27	24	1984	0	0	0.11	0	0	-0.09	0	-0.12	0.1	0	0	7190.4	0
willow	28	24	1984	0.25	0	0.11	0	0	0.18	0	-0.14	0.1	0	0	7190.5	0
willow	29	24	1984	0.51	0	0.01	0	0	0.55	0	-0.15	0.1	0	0	7190.5	0
willow	30	24	1984	0.76	0	-0.05	0	0	0.84	0	-0.12	0.1	0	0	7190.5	0
willow	31	24	1984	2.79	0	-0.12	0	0	2.95	0	-0.13	0.1	0	0	7190.3	0
willow	32	24	1984	0	0	0.05	0	0	-0.01	0	-0.14	0.1	0	0	7190.4	0
willow	33	24	1984	0	0	0.13	0	0	-0.08	0	-0.15	0.1	0	0	7190.5	0

Attachment D-1
Honeywell
Wastebeds 9-15 SWSR Pre-Design Investigation
SHAW Output Data

RUN	DAY	HR	YR	PRECIP	precip INTRCP	ET	TRANSP	CANOPY chg in storage	SNOW chg in storage	RESIDUE chg in storage	SOIL chg in storage	PERC	RUNOFF	PONDED	Etcum	ERROR
willow	34	24	1984	1.02	0	0.1	0	0	-3.91	0	0.01	0.1	4.71	0	7190.6	0
willow	35	24	1984	0	0	-0.08	0	0	-2.21	0	0.37	0.1	1.82	0	7190.5	0
willow	36	24	1984	4.06	0	-0.1	0	0	-0.16	0	1.19	0.1	3.04	0	7190.4	0
willow	37	24	1984	5.08	0	0.01	0	0	4.82	0	0.15	0.1	0	0	7190.4	0
willow	38	24	1984	0.76	0	-0.05	0	0	0.84	0	-0.13	0.1	0	0	7190.4	0
willow	39	24	1984	0.25	0	-0.01	0	0	0.31	0	-0.14	0.1	0	0	7190.4	0
willow	40	24	1984	0	0	0.05	0	0	-0.02	0	-0.13	0.1	0	0	7190.4	0
willow	41	24	1984	0	0	0.18	0	0	-0.15	0	-0.12	0.1	0	0	7190.6	0
willow	42	24	1984	2.79	0	-0.26	0	0	-2.73	0	0.47	0.1	5.22	0	7190.4	0
willow	43	24	1984	0	0	-0.27	0	0	-7.01	0	1.55	0.1	5.64	0	7190.1	0
willow	44	24	1984	0	0	-0.55	0	0	-20.01	0	3.85	0.1	16.61	0	7189.5	0
willow	45	24	1984	27.69	0	-0.81	0	0	-29.75	0	8.31	0.1	49.83	0	7188.7	0
willow	46	24	1984	2.54	0	-0.25	0	0	-10.61	0	6.33	0.1	6.96	0	7188.5	0
willow	47	24	1984	0	0	-0.01	0	0	-11.13	0	5.6	0.1	5.44	0	7188.5	0
willow	48	24	1984	0	0	-0.2	0	0	-10.33	0	9.76	0.1	0.67	0	7188.3	0
willow	49	24	1984	0.25	0	-0.33	0	0	-2.81	0	3.3	0.1	0	0	7188	0
willow	50	24	1984	3.81	0	1.51	0	0	0	0	2.2	0.1	0	0	7189.5	0
willow	51	24	1984	0.51	0	1.95	0	0	0	0	-1.54	0.1	0	0	7191.4	0
willow	52	24	1984	1.52	0	0.57	0	0	1.51	0	-0.65	0.1	0	0	7192	0
willow	53	24	1984	0	0	0.49	0	0	-1.51	0	0.92	0.1	0	0	7192.5	0
willow	54	24	1984	0	0	1.11	0	0	0	0	-1.21	0.1	0	0	7193.6	0
willow	55	24	1984	0	0	1.28	0	0	0	0	-1.38	0.1	0	0	7194.9	0
willow	56	24	1984	0.76	0	1.57	0	0	0	0	-0.91	0.1	0	0	7196.4	0
willow	57	24	1984	0	0	2.84	0	0	0	0	-2.94	0.1	0	0	7199.3	0
willow	58	24	1984	0	0	1.13	0	0	0	0	-1.23	0.1	0	0	7200.4	0
willow	59	24	1984	14.99	0	-0.03	0	0	14.98	0	-0.06	0.1	0	0	7200.4	0
willow	60	24	1984	7.11	0	-0.28	0	0	7.45	0	-0.16	0.1	0	0	7200.1	0
willow	61	24	1984	8.64	0	-0.13	0	0	8.83	0	-0.16	0.1	0	0	7200	0
willow	62	24	1984	6.86	0	-0.04	0	0	6.94	0	-0.13	0.1	0	0	7199.9	0
willow	63	24	1984	1.78	0	-0.07	0	0	1.89	0	-0.14	0.1	0	0	7199.9	0
willow	64	24	1984	0	0	0.08	0	0	-0.02	0	-0.16	0.1	0	0	7199.9	0
willow	65	24	1984	5.84	0	0.13	0	0	5.75	0	-0.14	0.1	0	0	7200.1	0
willow	66	24	1984	0.51	0	-0.07	0	0	0.59	0	-0.1	0.1	0	0	7200	0
willow	67	24	1984	0.51	0	0.09	0	0	0.49	0	-0.17	0.1	0	0	7200.1	0
willow	68	24	1984	0.51	0	0.13	0	0	0.49	0	-0.22	0.1	0	0	7200.2	0
willow	69	24	1984	0	0	0.18	0	0	-0.06	0	-0.22	0.1	0	0	7200.4	0
willow	70	24	1984	0.25	0	0.09	0	0	0.28	0	-0.21	0.1	0	0	7200.5	0
willow	71	24	1984	3.05	0	0.45	0	0	2.68	0	-0.18	0.1	0	0	7200.9	0
willow	72	24	1984	0.51	0	0.11	0	0	0.48	0	-0.19	0.1	0	0	7201	0
willow	73	24	1984	2.54	0	0.08	0	0	2.53	0	-0.17	0.1	0	0	7201.1	0
willow	74	24	1984	0	0	0.03	0	0	0.01	0	-0.13	0.1	0	0	7201.2	0
willow	75	24	1984	0	0	0.06	0	0	-0.03	0	-0.13	0.1	0	0	7201.2	0
willow	76	24	1984	4.06	0	-0.16	0	0	-7.32	0	3.51	0.1	7.93	0	7201.1	0
willow	77	24	1984	0	0	0.44	0	0	-0.39	0	-0.16	0.1	0	0	7201.5	0
willow	78	24	1984	0	0	0.1	0	0	-2.77	0	1.12	0.1	1.46	0	7201.6	0
willow	79	24	1984	0.25	0	-0.07	0	0	-2.97	0	1.31	0.1	1.89	0	7201.5	0
willow	80	24	1984	0	0	-0.16	0	0	-11.63	0	2	0.1	9.68	0	7201.4	0
willow	81	24	1984	3.3	0	-0.53	0	0	-20.39	0	2.81	0.1	21.31	0	7200.8	0
willow	82	24	1984	0.25	0	0.08	0	0	-7.8	0	4.93	0.1	2.88	0	7200.9	0.06
willow	83	24	1984	1.02	0	1.44	0	0	0.57	0	-1.09	0.1	0	0	7202.3	0
willow	84	24	1984	0	0	1.3	0	0	-0.57	0	-0.84	0.1	0	0	7203.6	0
willow	85	24	1984	0	0	2.06	0	0	0	0	-2.17	0.11	0	0	7205.7	0
willow	86	24	1984	0	0	3.61	0	0	0	0	-3.72	0.11	0	0	7209.3	0
willow	87	24	1984	0	0	1.24	0	0	0	0	-1.35	0.11	0	0	7210.6	0
willow	88	24	1984	0.25	0	2.36	0	0	0	0	-2.21	0.11	0	0	7212.9	0
willow	89	24	1984	18.54	0	0.21	0	0	17.11	0	1.12	0.11	0	0	7213.1	0
willow	90	24	1984	2.03	0	0.19	0	0	-0.4	0	2.14	0.11	0	0	7213.3	0
willow	91	24	1984	0	0	0.23	0	0	-4.66	0	4.32	0.11	0	0	7213.5	0
willow	92	24	1984	0	0	0.31	0	0	-6.59	0	6.17	0.11	0	0	7213.9	0
willow	93	24	1984	0	0	0.53	0	0	-5.45	0	4.81	0.11	0	0	7214.4	0
willow	94	24	1984	0	0	1.74	0	0	0	0	-1.85	0.11	0	0	7216.1	0
willow	95	24	1984	2.79	0	3.41	0	0	0	0	-0.73	0.11	0	0	7219.5	0
willow	96	24	1984	13.46	0	2.01	0	0	0	0	11.34	0.11	0	0	7221.5	0
willow	97	24	1984	3.81	0	2.11	0	0	0	0	1.59	0.11	0	0	7223.7	0
willow	98	24	1984	0	0	3.28	0	0	0	0	-3.4	0.12	0	0	7226.9	0
willow	99	24	1984	0	0	3.29	0	0	0	0	-3.41	0.12	0	0	7230.2	0
willow	100	24	1984	0	0	3.38	0	0	0	0	-3.5	0.12	0	0	7233.6	0
willow	101	24	1984	0	0	4.11	0	0	0	0	-4.22	0.12	0	0	7237.7	0
willow	102	24	1984	0	0	2.35	0	0	0	0	-2.47	0.12	0	0	7240.1	0
willow	103	24	1984	0	0	4.43	0	0	0	0	-4.55	0.12	0	0	7244.5	0
willow	104	24	1984	2.29	0	2.98	0	0	0	0	-0.82	0.12	0	0	7247.5	0
willow	105	24	1984	0.76	0	3.14	0	0	0	0	-2.5	0.12	0	0	7250.6	0
willow	106	24	1984	12.45	0	3.58	0	0	0	0	8.74	0.12	0	0	7254.2	0
willow	107	24	1984	13.21	0	3.14	0	0	0	0	9.95	0.12	0	0	7257.3	0
willow	108	24	1984	0.25	0	4.37	0	0	0	0	-4.24	0.12	0	0	7261.7	0
willow	109	24	1984	0	0	2.09	0	0	0	0	-2.22	0.13	0	0	7263.8	0
willow	110	24	1984	5.33	0	1.83	0	0	0	0	3.38	0.13	0	0	7265.6	0
willow	111	24	1984	2.03	0	2.99	0	0	0	0	-1.09	0.13	0	0	7268.6	0
willow	112	24	1984	0	0	5.89	0	0	0	0	-6.02	0.13	0	0	7274.5	0
willow	113	24	1984	0	0	4.44	0	0	0	0	-4.57	0.13	0	0	7279	0
willow	114	24	1984	4.06	0	4.48	0	0	0	0	-0.55	0.13	0	0	7283.4	0
willow	115	24	1984	8.38	0	3.52	0	0	0	0	4.73	0.13	0	0	7287	0
willow	116	24	1984	0.25	0	2.05	0	0	0	0	-1.93	0.13	0	0	7289	0
willow	117	24	1984	0	0	2.21	0	0	0	0	-2.34	0.14	0	0	7291.2	0
willow	118	24	1984	0	0	6.16	0	0	0	0	-6.3	0.14	0	0	7297.4	0
willow	119	24	1984	0.25	0	3.71	0	0	0	0	-3.59	0.14	0	0	7301.1	0
willow	120	24	1984	0	0	5.67	0	0	0	0	-5.81	0.14	0	0	7306.8	0
willow	121	24	1984	10.92	0	8.18	0.11	0	0	0	2.56	0.14	0	0	7314.9	0.04
willow	122	24	1984	0	0	5.75	0.16	0	0	0	-5.88	0.14	0	0	7320.7	-0.01
willow	123	24	1984	0	0	3.17	0.24	0	0	0	-3.31	0.14	0	0	7323.9	0
willow	124	24	1984	6.6	0	4.12	0.39	0	0	0	2.35	0.15	0	0	7328	-0.01
willow	125	24	1984	14.48	0	3.3	0.16	0	0	0	11.05	0.15	0	0	7331.3	-0.01
willow	126	24	1984	0	0	2.23	0.61	0	0	0	-2.36	0.15	0	0	7333.5	-0.02
willow	127	24	1984	0	0	1.62	0.78	0	0	0	-1.75	0.15	0	0	7335.1	-0.02
willow	128	24	1984	0	0	4.44	1.65	0	0	0	-4.58	0.15	0	0	7339.6	-0.02
willow	129	24	1984	5.33	0	4.7	0.84	0	0	0	0.5	0.15	0	0	7344.3	-0.02
willow	130	24	1984	0.76	0	4.71	1.32	0	0	0	-4.07	0.16	0	0	7349	-0.03
willow	131	24	1984	0	0	3.81	1.78	0	0	0	-3.97	0.16	0	0	7352.8	0
willow	132	24	1984	12.45	0	4.37	1.05	0	0	0	7.92	0.16	0	0	7357.2	-0.01
willow	133	24	1984	13.46	0	3.7	1.08	0	0	0	9.61	0.16	0	0	7360.9	-0.01
willow	134	24	1984	12.7	0	4.31	0.81	0	0	0	8.24	0.16	0	0	7365.2	-0.01
willow	135	24	1984	0.51	0	4.24	1.97	0	0	0	-3.88	0.17	0	0	7369.4	-0.02
willow	136	24	1984	0.25	0	3.94	2.02	0	0	0	-3.84	0.17	0	0	7373.3	-0.01

Attachment D-1
Honeywell
Wastebeds 9-15 SWSR Pre-Design Investigation
SHAW Output Data

RUN	DAY	HR	YR	PRECIP	precip INTRCP	ET	TRANSP	CANOPY chg in storage	SNOW chg in storage	RESIDUE chg in storage	SOIL chg in storage	PERC	RUNOFF	PONDED	Etcum	ERROR
willow	137	24	1984	0	0	2.33	1.35	0	0	0	-2.49	0.17	0	0	7375.7	-0.01
willow	138	24	1984	0	0	3.65	2.33	0	0	0	-3.82	0.17	0	0	7379.3	0
willow	139	24	1984	0	0	3.81	2.56	0	0	0	-3.97	0.17	0	0	7383.1	-0.01
willow	140	24	1984	0.25	0	4.93	3.78	0	0	0	-4.85	0.17	0	0	7388.1	0
willow	141	24	1984	0.51	0	4.31	2.83	0	0	0	-3.97	0.18	0	0	7392.4	-0.01
willow	142	24	1984	0	0	3.78	2.86	0	0	0	-3.95	0.18	0	0	7396.2	-0.01
willow	143	24	1984	1.52	0	5.93	3.73	0	0	0	-4.57	0.18	0	0	7402.1	-0.01
willow	144	24	1984	20.57	0	6.05	2.11	0	0	0	14.38	0.18	0	0	7408.1	-0.03
willow	145	24	1984	0	0	5.82	4.26	0	0	0	-5.98	0.18	0	0	7414	-0.01
willow	146	24	1984	0	0	6.46	5.46	0	0	0	-6.64	0.18	0	0	7420.4	-0.01
willow	147	24	1984	1.52	0	3.79	2.22	0	0	0	-2.43	0.18	0	0	7424.2	-0.01
willow	148	24	1984	0	0	3.11	2.5	0	0	0	-3.29	0.19	0	0	7427.3	-0.01
willow	149	24	1984	21.59	1.3	2.82	0.22	0	0	0	17.29	0.19	0	0	7430.1	0
willow	150	24	1984	13.46	0	5.52	0.74	0	0	0	9.05	0.19	0	0	7435.7	0
willow	151	24	1984	0.25	0	3.63	2.85	0	0	0	-3.54	0.19	0	0	7439.3	-0.02
willow	152	24	1984	0	0	2.91	2.41	0	0	0	-3.08	0.19	0	0	7442.2	-0.02
willow	153	24	1984	0	0	3.59	3.18	0	0	0	-3.78	0.19	0	0	7445.8	-0.01
willow	154	24	1984	0	0	5.54	4.84	0	0	0	-5.72	0.19	0	0	7451.3	-0.01
willow	155	24	1984	0.25	0	3.26	2.62	0	0	0	-3.19	0.19	0	0	7454.6	-0.01
willow	156	24	1984	0	0	5.95	5.32	0	0	0	-6.12	0.19	0	0	7460.5	-0.02
willow	157	24	1984	0	0	3.46	3.32	0	0	0	-3.67	0.19	0	0	7464	0.02
willow	158	24	1984	4.83	0	5.43	1.39	0	0	0	-0.78	0.2	0	0	7469.4	-0.03
willow	159	24	1984	0	0	6.08	5.62	0	0	0	-6.26	0.2	0	0	7475.5	-0.02
willow	160	24	1984	0	0	6.57	6.06	0	0	0	-6.74	0.2	0	0	7482.1	-0.03
willow	161	24	1984	0	0	4.66	4.41	0	0	0	-4.85	0.2	0	0	7486.8	-0.01
willow	162	24	1984	0	0	6.57	5.86	0	0	0	-6.74	0.2	0	0	7493.3	-0.03
willow	163	24	1984	0	0	4.64	4.11	0	0	0	-4.82	0.2	0	0	7498	-0.02
willow	164	24	1984	0	0	3.63	3.35	0	0	0	-3.8	0.2	0	0	7501.6	-0.03
willow	165	24	1984	8.89	0	5.02	0.79	0	0	0	3.68	0.2	0	0	7506.6	-0.02
willow	166	24	1984	11.43	0	6.24	1.57	0	0	0	5.01	0.2	0	0	7512.9	-0.02
willow	167	24	1984	0	0	5.81	4.61	-0.01	0	0	-5.98	0.2	0	0	7518.7	-0.02
willow	168	24	1984	0	0	3.99	3.73	0	0	0	-4.18	0.2	0	0	7522.7	-0.01
willow	169	24	1984	0	0	4.16	3.81	0	0	0	-4.36	0.2	0	0	7526.8	0
willow	170	24	1984	4.06	0	5.98	2.13	0	0	0	-2.12	0.2	0	0	7532.8	0
willow	171	24	1984	0	0	4.48	3.98	0	0	0	-4.66	0.2	0	0	7537.3	-0.02
willow	172	24	1984	0	0	4.05	3.39	-0.01	0	0	-4.23	0.2	0	0	7541.3	-0.02
willow	173	24	1984	0	0	4.19	3.68	0	0	0	-4.38	0.2	0	0	7545.5	-0.01
willow	174	24	1984	0	0	3.85	3.31	0	0	0	-4.03	0.2	0	0	7549.4	-0.02
willow	175	24	1984	0	0	3.53	2.91	0	0	0	-3.72	0.2	0	0	7552.9	-0.02
willow	176	24	1984	14.73	0	6.36	1.29	0	0	0	8.18	0.2	0	0	7559.3	-0.01
willow	177	24	1984	0	0	4.39	3.74	0	0	0	-4.57	0.2	0	0	7563.7	-0.02
willow	178	24	1984	0	0	3.29	2.76	0	0	0	-3.47	0.2	0	0	7566.9	-0.02
willow	179	24	1984	1.02	0	3.86	2.41	0	0	0	-3.04	0.2	0	0	7570.8	-0.01
willow	180	24	1984	3.81	0	4.38	0.83	0	0	0	-0.8	0.2	0	0	7575.2	0.02
willow	181	24	1984	2.29	0	3.68	1.34	0	0	0	-1.59	0.2	0	0	7578.9	-0.01
willow	182	24	1984	0	0	2.7	2.17	0	0	0	-2.88	0.2	0	0	7581.6	-0.03
willow	183	24	1984	0	0	1.89	1.42	0	0	0	-2.08	0.2	0	0	7583.5	-0.02
willow	184	24	1984	0	0	2.01	1.69	0	0	0	-2.18	0.2	0	0	7585.5	-0.03
willow	185	24	1984	0	0	1.78	1.44	0	0	0	-1.96	0.2	0	0	7587.2	-0.02
willow	186	24	1984	25.15	0	6.71	1.64	0	0	0	18.25	0.2	0	0	7593.9	-0.02
willow	187	24	1984	25.65	0.68	4.87	0.53	0	0	0	19.93	0.2	0	0	7598.8	-0.03
willow	188	24	1984	4.83	0	6.07	0.7	0	0	0	-0.76	0.2	0	0	7604.9	-0.01
willow	189	24	1984	0	0	3.95	3.46	-0.01	0	0	-4.12	0.2	0	0	7608.8	-0.03
willow	190	24	1984	0	0	5.46	4.85	0	0	0	-5.64	0.2	0	0	7614.3	-0.02
willow	191	24	1984	0	0	4.59	4.33	0	0	0	-4.77	0.2	0	0	7618.9	-0.02
willow	192	24	1984	0	0	3.6	3.42	0	0	0	-3.79	0.2	0	0	7622.5	-0.02
willow	193	24	1984	9.4	0	7.26	2.17	0.01	0	0	1.94	0.2	0	0	7629.8	-0.01
willow	194	24	1984	0	0	4.75	4.49	0	0	0	-4.92	0.2	0	0	7634.5	-0.02
willow	195	24	1984	0	0	5.9	5.42	0	0	0	-6.08	0.2	0	0	7640.4	-0.02
willow	196	24	1984	0	0	3.31	3.21	0	0	0	-3.5	0.2	0	0	7643.7	-0.02
willow	197	24	1984	0	0	3.46	3.3	0	0	0	-3.64	0.2	0	0	7647.2	-0.02
willow	198	24	1984	0	0	4.1	3.55	0	0	0	-4.27	0.2	0	0	7651.3	-0.02
willow	199	24	1984	0	0	3.5	2.95	0	0	0	-3.67	0.2	0	0	7654.8	-0.03
willow	200	24	1984	6.86	0	6.25	0.86	0	0	0	0.42	0.2	0	0	7661	-0.01
willow	201	24	1984	0	0	2.65	2.19	0	0	0	-2.83	0.2	0	0	7663.7	-0.02
willow	202	24	1984	0	0	2.32	1.92	0	0	0	-2.5	0.19	0	0	7666	-0.01
willow	203	24	1984	0	0	1.68	1.48	0	0	0	-1.87	0.19	0	0	7667.7	-0.01
willow	204	24	1984	0	0	1.9	1.52	0	0	0	-2.07	0.19	0	0	7669.6	-0.02
willow	205	24	1984	0	0	1.94	1.47	0	0	0	-2.13	0.19	0	0	7671.5	-0.01
willow	206	24	1984	0	0	1.92	1.07	-0.01	0	0	-2.1	0.19	0	0	7673.5	0
willow	207	24	1984	0	0	1.7	0.91	-0.01	0	0	-1.87	0.19	0	0	7675.2	-0.02
willow	208	24	1984	0.25	0	1.1	0.61	0	0	0	-1.03	0.19	0	0	7676.3	-0.01
willow	209	24	1984	20.83	1.12	4.26	0.08	0	0	0	15.26	0.19	0	0	7680.5	-0.01
willow	210	24	1984	0	0	4.46	3.02	0	0	0	-3.51	0.19	0	0	7685	-0.02
willow	211	24	1984	0	0	3.67	3.37	0	0	0	-3.83	0.19	0	0	7688.6	-0.03
willow	212	24	1984	0	0	2.73	2.44	0	0	0	-2.9	0.19	0	0	7691.4	-0.02
willow	213	24	1984	0	0	1.45	1.25	0	0	0	-1.62	0.19	0	0	7692.8	-0.02
willow	214	24	1984	0	0	1.96	1.64	0	0	0	-2.15	0.19	0	0	7694.8	-0.01
willow	215	24	1984	0	0	1.68	1.36	0	0	0	-1.85	0.19	0	0	7696.5	-0.01
willow	216	24	1984	12.7	0.26	5.08	0.14	0	0	0	7.18	0.18	0	0	7701.6	-0.01
willow	217	24	1984	0	0	3.74	3.23	0	0	0	-3.65	0.18	0	0	7705.3	-0.01
willow	218	24	1984	0	0	2.48	2.17	0	0	0	-2.63	0.18	0	0	7707.8	-0.03
willow	219	24	1984	4.83	0	5.3	0.58	0	0	0	-0.62	0.18	0	0	7713.1	-0.04
willow	220	24	1984	8.38	0.88	4.33	0.13	0	0	0	3	0.18	0	0	7717.4	-0.01
willow	221	24	1984	0	0	3.28	2.16	0	0	0	-2.57	0.18	0	0	7720.7	-0.02
willow	222	24	1984	6.35	0	6.12	0.88	0	0	0	0.07	0.18	0	0	7726.8	-0.03
willow	223	24	1984	6.1	0	5.68	0.44	0	0	0	0.27	0.18	0	0	7732.5	-0.03
willow	224	24	1984	22.1	1.04	4.39	0.27	0	0	0	16.53	0.18	0	0	7736.9	-0.04
willow	225	24	1984	19.05	0	5.85	0.23	0	0	0	14.07	0.18	0	0	7742.7	-0.01
willow	226	24	1984	0	0	3.66	3.51	0	0	0	-3.81	0.18	0	0	7746.4	-0.02
willow	227	24	1984	4.57	0.53	4.18	0.36	-0.01	0	0	-0.29	0.18	0	0	7750.6	-0.02
willow	228	24	1984	0	0	4.33	3.49	0	0	0	-3.96	0.17	0	0	7754.9	-0.01
willow	229	24	1984	3.3	0	5.62	2.27	0	0	0	-2.47	0.17	0	0	7760.5	-0.03
willow	230	24	1984	0	0	4.78	4.13	-0.01	0	0	-4.91	0.17	0	0	7765.3	-0.04
willow	231	24	1984	0	0	4.35	4.08	0	0	0	-4.5	0.17	0	0	7769.7	-0.03
willow	232	24	1984	1.78	0	3.01	1.13	0	0	0	-1.38	0.17	0	0	7772.7	-0.02
willow	233	24	1984	0	0	3.66	3.18	-0.01	0	0	-3.8	0.17	0	0	7776.3	-0.03
willow	234	24	1984	0	0	3.05	2.88	0	0	0	-3.2	0.17	0	0	7779.4	-0.02
willow	235	24	1984	17.78	0.82	4.41	0.19	0.01	0	0	12.38	0.17	0	0	7783.8	-0.01
willow	236	24	1984	3.81	0	5.26	0.66	0	0	0	-0.79	0.17	0	0	7789	-0.01
willow	237	24	1984	0	0	2.87	2.62	0	0	0	-3.01	0.17	0	0	7791.9	-0.02
willow	238	24	1984	0	0	3.01	2.83	0	0	0	-3.14	0.17	0	0	7794.9	-0.04
willow	239	24	1984	0	0	3.5	3.31	0	0	0	-3.63	0.17	0	0	7798.4	-0.03

Attachment D-1
Honeywell
Wastebeds 9-15 SWSR Pre-Design Investigation
SHAW Output Data

RUN	DAY	HR	YR	PRECIP	precip INTRCP	ET	TRANSP	CANOPY chg in storage	SNOW chg in storage	RESIDUE chg in storage	SOIL chg in storage	PERC	RUNOFF	PONDED	Etcum	ERROR
willow	240	24	1984	0	0	3.24	3.07	0	0	0	-3.4	0.16	0	0	7801.7	-0.01
willow	241	24	1984	3.05	0	3.51	0.67	0.01	0	0	-0.61	0.16	0	0	7805.2	-0.02
willow	242	24	1984	0.51	0	2.91	2.4	0	0	0	-2.54	0.16	0	0	7808.1	-0.02
willow	243	24	1984	9.4	2.13	2.99	0.16	-0.01	0	0	4.14	0.16	0	0	7811.1	-0.02
willow	244	24	1984	7.62	0.01	5.58	0	-0.01	0	0	4.02	0.16	0	0	7816.6	-0.01
willow	245	24	1984	1.78	0	4.87	2.81	-0.01	0	0	-3.23	0.16	0	0	7821.5	-0.01
willow	246	24	1984	13.46	1.68	3.57	0.2	0	0	0	8.06	0.16	0	0	7825.1	-0.01
willow	247	24	1984	4.83	1.16	3.98	0	0	0	0	1.22	0.16	0	0	7829.1	-0.01
willow	248	24	1984	0.51	0	3.94	1.97	0	0	0	-2.42	0.16	0	0	7833	-0.01
willow	249	24	1984	0	0	2.65	2.26	-0.01	0	0	-2.79	0.16	0	0	7835.7	-0.01
willow	250	24	1984	0.51	0	2.6	1.88	0	0	0	-2.22	0.16	0	0	7838.3	-0.02
willow	251	24	1984	0	0	3.41	3.13	0	0	0	-3.54	0.16	0	0	7841.7	-0.03
willow	252	24	1984	0	0	2.89	2.81	0.01	0	0	-3.03	0.15	0	0	7844.6	-0.02
willow	253	24	1984	0	0	2.82	2.74	0	0	0	-2.96	0.15	0	0	7847.4	-0.01
willow	254	24	1984	1.78	0	2.83	1.18	0.01	0	0	-1.22	0.15	0	0	7850.2	0
willow	255	24	1984	12.19	1.19	3.89	0.2	-0.01	0	0	6.99	0.15	0	0	7854.1	-0.03
willow	256	24	1984	0	0	2.72	1.37	0	0	0	-1.67	0.15	0	0	7856.8	-0.01
willow	257	24	1984	10.67	0.48	4.36	0.14	0.01	0	0	5.68	0.15	0	0	7861.2	-0.01
willow	258	24	1984	0.76	0	3.51	1.96	-0.01	0	0	-2.39	0.15	0	0	7864.7	-0.02
willow	259	24	1984	1.27	0	2.79	1.17	-0.01	0	0	-1.62	0.15	0	0	7867.5	-0.04
willow	260	24	1984	1.02	0	3.06	1.82	0	0	0	-2.18	0.15	0	0	7870.5	-0.01
willow	261	24	1984	0	0	2.92	2.79	0	0	0	-3.05	0.15	0	0	7873.5	-0.02
willow	262	24	1984	0	0	3.55	3.23	0	0	0	-3.67	0.15	0	0	7877	-0.03
willow	263	24	1984	0	0	2.95	2.74	0.01	0	0	-3.08	0.15	0	0	7880	-0.02
willow	264	24	1984	1.02	0	3.71	2.6	0	0	0	-2.82	0.14	0	0	7883.7	-0.02
willow	265	24	1984	0	0	2.18	1.88	-0.01	0	0	-2.29	0.14	0	0	7885.9	-0.03
willow	266	24	1984	0	0	2.06	1.83	0.01	0	0	-2.18	0.14	0	0	7887.9	-0.03
willow	267	24	1984	3.3	0	3.79	0.82	0.01	0	0	-0.64	0.14	0	0	7891.7	-0.01
willow	268	24	1984	1.02	0	1.46	0.53	0	0	0	-0.57	0.14	0	0	7893.2	-0.01
willow	269	24	1984	1.27	0	3.1	1.75	-0.01	0	0	-1.93	0.14	0	0	7896.3	-0.04
willow	270	24	1984	10.92	0	6.19	1.26	-0.01	0	0	4.62	0.14	0	0	7902.5	-0.02
willow	271	24	1984	0	0	1.39	1.12	-0.01	0	0	-1.52	0.14	0	0	7903.9	-0.01
willow	272	24	1984	0	0	2.1	1.84	0	0	0	-2.23	0.14	0	0	7906	-0.01
willow	273	24	1984	0	0	1.81	1.57	0	0	0	-1.94	0.14	0	0	7907.8	-0.01
willow	274	24	1984	0	0	1.66	1.4	0	0	0	-1.79	0.14	0	0	7909.4	-0.01
willow	275	24	1984	6.86	2.82	1.06	0.07	0	0	0	2.85	0.14	0	0	7910.5	-0.01
willow	276	24	1984	2.03	0.77	3.36	0	0	0	0	0.59	0.14	0	0	7913.9	0
willow	277	24	1984	3.56	0	4.38	0.35	0	0	0	-0.18	0.13	0	0	7918.2	-0.01
willow	278	24	1984	0	0	1.89	1.41	0	0	0	-2.01	0.13	0	0	7920.1	-0.01
willow	279	24	1984	0	0	1.43	1	0	0	0	-1.54	0.13	0	0	7921.6	-0.01
willow	280	24	1984	0	0	1.49	1.13	0	0	0	-1.62	0.13	0	0	7923	0
willow	281	24	1984	0	0	1.56	1.26	0.01	0	0	-1.69	0.13	0	0	7924.6	-0.01
willow	282	24	1984	0	0	1.27	0.97	0.01	0	0	-1.42	0.13	0	0	7925.9	0.01
willow	283	24	1984	0.25	0	0.7	0.37	0	0	0	-0.58	0.13	0	0	7926.6	0
willow	284	24	1984	0	0	0.92	0.66	0	0	0	-1.03	0.13	0	0	7927.5	-0.02
willow	285	24	1984	0	0	1.12	0.72	0	0	0	-1.24	0.13	0	0	7928.6	-0.01
willow	286	24	1984	0	0	0.98	0.58	0	0	0	-1.11	0.13	0	0	7929.6	-0.01
willow	287	24	1984	0	0	0.82	0.61	0	0	0	-0.94	0.13	0	0	7930.4	-0.01
willow	288	24	1984	0	0	0.93	0.6	0	0	0	-1.03	0.13	0	0	7931.3	-0.02
willow	289	24	1984	0.25	0	0.83	0.43	0	0	0	-0.69	0.13	0	0	7932.2	-0.01
willow	290	24	1984	0	0	1.04	0.64	0	0	0	-1.15	0.13	0	0	7933.2	-0.01
willow	291	24	1984	0	0	1.23	0.56	0	0	0	-1.35	0.13	0	0	7934.4	-0.01
willow	292	24	1984	3.56	0.32	1.71	0.04	0	0	0	1.41	0.12	0	0	7936.2	-0.01
willow	293	24	1984	7.62	0	1.96	0.22	0	0	0	5.88	0.12	0	0	7938.1	-0.03
willow	294	24	1984	0	0	1.71	0.9	-0.01	0	0	-1.81	0.12	0	0	7939.8	-0.01
willow	295	24	1984	0.76	0	1.93	0.75	0.01	0	0	-1.28	0.12	0	0	7941.8	-0.02
willow	296	24	1984	5.08	0	2.27	0.39	0	0	0	2.7	0.12	0	0	7944	0
willow	297	24	1984	0	0	1.55	0.57	-0.01	0	0	-1.66	0.12	0	0	7945.6	-0.01
willow	298	24	1984	0	0	0.93	0.4	0	0	0	-1.05	0.12	0	0	7946.5	0
willow	299	24	1984	4.06	0	2.18	0.36	0	0	0	1.77	0.12	0	0	7948.7	0
willow	300	24	1984	9.14	0	1.66	0.13	0	0	0	7.36	0.12	0	0	7950.3	0
willow	301	24	1984	0	0	0.92	0.39	0	0	0	-1.02	0.12	0	0	7951.3	-0.02
willow	302	24	1984	5.08	0	2.13	0.38	0	0	0	2.85	0.12	0	0	7953.4	-0.02
willow	303	24	1984	1.27	0	2.09	0.2	-0.01	0	0	-0.91	0.12	0	0	7955.5	-0.02
willow	304	24	1984	0	0	0.99	0.14	0	0	0	-1.11	0.12	0	0	7956.5	0
willow	305	24	1984	0	0	2.06	0	0	0	0	-2.17	0.12	0	0	7958.5	0
willow	306	24	1984	0.76	0	2.66	0	0	0	0	-2.01	0.12	0	0	7961.2	0
willow	307	24	1984	2.03	0	3.85	0	0	0	0	-1.93	0.11	0	0	7965	0
willow	308	24	1984	0	0	1.59	0	0	0	0	-1.71	0.11	0	0	7966.6	0
willow	309	24	1984	16.76	0	1.6	0	0	0	0	15.05	0.11	0	0	7968.2	0
willow	310	24	1984	6.1	0	0.89	0	0	0	0	5.09	0.11	0	0	7969.1	0
willow	311	24	1984	0	0	1.83	0	0	0	0	-1.94	0.11	0	0	7971	0
willow	312	24	1984	0	0	1.46	0	0	0	0	-1.58	0.11	0	0	7972.4	0
willow	313	24	1984	0	0	0.85	0	0	0	0	-0.96	0.11	0	0	7973.3	0
willow	314	24	1984	8.89	0	1.29	0	0	0	0	7.49	0.11	0	0	7974.6	0
willow	315	24	1984	8.89	0	0.64	0	0	0	0	8.14	0.11	0	0	7975.2	0
willow	316	24	1984	2.03	0	0.97	0	0	0	0	0.95	0.11	0	0	7976.2	0
willow	317	24	1984	2.03	0	1.42	0	0	0	0	0.5	0.11	0	0	7977.6	0
willow	318	24	1984	0.76	0	1.07	0	0	0	0	-0.42	0.11	0	0	7978.7	0
willow	319	24	1984	0	0	1.17	0	0	0	0	-1.28	0.11	0	0	7979.8	0
willow	320	24	1984	0	0	1.29	0	0	0	0	-1.4	0.11	0	0	7981.1	0
willow	321	24	1984	0.25	0	2.01	0	0	0	0	-1.87	0.11	0	0	7983.1	0
willow	322	24	1984	0	0	2.49	0	0	0	0	-2.6	0.11	0	0	7985.6	0
willow	323	24	1984	0.51	0	0.98	0	0	0	0	-0.58	0.11	0	0	7986.6	0
willow	324	24	1984	0.25	0	1.47	0	0	0	0	-1.58	0.11	0	0.25	7988.1	0
willow	325	24	1984	1.52	0	-0.03	0	0	1.81	0	-0.11	0.1	0	0	7988.1	0
willow	326	24	1984	0.51	0	0.03	0	0	0.63	0	-0.25	0.1	0	0	7988.1	0
willow	327	24	1984	0	0	0.04	0	0	0.1	0	-0.25	0.1	0	0	7988.1	0
willow	328	24	1984	0	0	0.09	0	0	-0.24	0	0.05	0.1	0	0	7988.2	0
willow	329	24	1984	0	0	0.16	0	0	-2.29	0	2.03	0.1	0	0	7988.4	0
willow	330	24	1984	0	0	0.48	0	0	0	0	-0.58	0.1	0	0	7988.9	0
willow	331	24	1984	0	0	0.61	0	0	0	0	-0.71	0.1	0	0	7989.5	0
willow	332	24	1984	0	0	1.24	0	0	0	0	-1.34	0.1	0	0	7990.7	0
willow	333	24	1984	14.22	0	1.05	0	0	0	0	13.07	0.1	0	0	7991.8	0
willow	334	24	1984	17.27	0	1.03	0	0	0	0	16.15	0.1	0	0	7992.8	-0.01
willow	335	24	1984	5.59	0	0.85	0	0	0	0	4.64	0.1	0	0	7993.6	0
willow	336	24	1984	8.13	0	0.75	0	0	0	0	7.28	0.1	0	0	7994.4	0
willow	337	24	1984	0	0	1.15	0	0	0	0	-1.25	0.1	0	0	7995.5	0
willow	338	24	1984	4.32	0	0.37	0	0	4.28	0	-0.43	0.1	0	0	7995.9	0
willow	339	24	1984	0.51	0	0.77	0	0	0.02	0	-0.38	0.1	0	0	7996.7	0
willow	340	24	1984	2.79	0	0.65	0	0	2.35	0	-0.31	0.1	0	0	7997.3	0
willow	341	24	1984	11.68	0	-0.06	0	0	11.85	0	-0.2	0.1	0	0	7997.3	0
willow	342	24	1984	6.6	0	0.19	0	0	6.5	0	-0.19	0.1	0	0	7997.4	0

Attachment D-1
Honeywell
Wastebeds 9-15 SWSR Pre-Design Investigation
SHAW Output Data

RUN	DAY	HR	YR	PRECIP	precip INTRCP	ET	TRANSP	CANOPY chg in storage	SNOW chg in storage	RESIDUE chg in storage	SOIL chg in storage	PERC	RUNOFF	PONDED	Etcum	ERROR
willow	343	24	1984	0.25	0	0.14	0	0	0.15	0	-0.14	0.1	0	0	7997.6	0
willow	344	24	1984	0	0	-0.03	0	0	-0.65	0	0.58	0.1	0	0	7997.6	0
willow	345	24	1984	0	0	-0.11	0	0	-2.44	0	2.45	0.09	0	0	7997.5	0
willow	346	24	1984	0	0	-0.09	0	0	-1.65	0	1.65	0.09	0	0	7997.4	0
willow	347	24	1984	0.25	0	-0.13	0	0	-3.76	0	4.05	0.09	0	0	7997.2	0
willow	348	24	1984	0.76	0	-0.41	0	0	-10.43	0	11.52	0.09	0	0	7996.8	0
willow	349	24	1984	1.02	0	0.38	0	0	0.47	0	0.07	0.09	0	0	7997.2	0
willow	350	24	1984	1.02	0	-0.23	0	0	-4.48	0	5.63	0.09	0	0	7997	0
willow	351	24	1984	0	0	-0.47	0	0	-2.21	0	2.59	0.09	0	0	7996.5	0
willow	352	24	1984	0	0	0.95	0	0	0	0	-1.04	0.09	0	0	7997.5	0
willow	353	24	1984	0	0	0.62	0	0	0	0	-0.71	0.09	0	0	7998.1	0
willow	354	24	1984	8.13	0	0.17	0	0	8.28	0	-0.41	0.09	0	0	7998.2	0
willow	355	24	1984	0	0	0.22	0	0	-0.07	0	-0.24	0.09	0	0	7998.5	0
willow	356	24	1984	17.02	0	0.04	0	0	17.12	0	-0.22	0.09	0	0	7998.5	0
willow	357	24	1984	4.06	0	-0.28	0	0	-6.6	0	10.85	0.09	0	0	7998.2	0
willow	358	24	1984	0	0	0.48	0	0	-0.53	0	-0.04	0.09	0	0	7998.7	0
willow	359	24	1984	0.76	0	0.53	0	0	-6.04	0	6.18	0.09	0	0	7999.2	0
willow	360	24	1984	3.3	0	0.53	0	0	2.81	0	-0.13	0.09	0	0	7999.8	0
willow	361	24	1984	0.25	0	-0.06	0	0	0.51	0	-0.29	0.09	0	0	7999.7	0
willow	362	24	1984	0.51	0	0.09	0	0	0.6	0	-0.27	0.09	0	0	7999.8	0
willow	363	24	1984	8.13	0	-0.46	0	0	-16.09	0	24.5	0.09	0	0.1	7999.3	0
willow	364	24	1984	29.97	0	-0.42	0	0	0	0	30.39	0.09	0	0	7998.9	0.01
willow	365	24	1984	0	0	1.41	0	0	0	0	-1.5	0.09	0	0	8000.3	0
willow	366	24	1984	1.78	0	0.49	0	0	1.39	0	-0.19	0.09	0	0	8000.8	0
willow	1	24	1985	18.03	0	0.69	0	0	-1.39	0	18.65	0.08	0	0	8001.5	0
willow	2	24	1985	0.51	0	1.31	0	0	0	0	-0.89	0.08	0	0	8002.8	0
willow	3	24	1985	0	0	2.1	0	0	0	0	-2.18	0.08	0	0	8004.9	0
willow	4	24	1985	0	0	0.72	0	0	0	0	-0.81	0.08	0	0	8005.6	0
willow	5	24	1985	1.27	0	0.72	0	0	1.02	0	-0.56	0.08	0	0	8006.4	0
willow	6	24	1985	1.27	0	0.11	0	0	1.4	0	-0.32	0.08	0	0	8006.5	0
willow	7	24	1985	4.06	0	-0.07	0	0	4.38	0	-0.33	0.08	0	0	8006.4	0
willow	8	24	1985	1.27	0	0.15	0	0	1.34	0	-0.3	0.08	0	0	8006.6	0
willow	9	24	1985	1.02	0	-0.13	0	0	1.37	0	-0.3	0.08	0	0	8006.4	0
willow	10	24	1985	0	0	0.01	0	0	0.18	0	-0.27	0.08	0	0	8006.4	0
willow	11	24	1985	2.03	0	-0.04	0	0	2.23	0	-0.24	0.08	0	0	8006.4	0
willow	12	24	1985	3.05	0	-0.07	0	0	3.2	0	-0.16	0.08	0	0	8006.3	0
willow	13	24	1985	0.25	0	0.11	0	0	0.21	0	-0.14	0.08	0	0	8006.4	0
willow	14	24	1985	1.02	0	0	0	0	1.09	0	-0.16	0.08	0	0	8006.4	0
willow	15	24	1985	1.52	0	0.1	0	0	1.55	0	-0.21	0.08	0	0	8006.5	0
willow	16	24	1985	0.25	0	0.03	0	0	0.4	0	-0.26	0.08	0	0	8006.6	0
willow	17	24	1985	3.81	0	0.08	0	0	3.82	0	-0.17	0.08	0	0	8006.7	0
willow	18	24	1985	0.76	0	-0.11	0	0	0.94	0	-0.14	0.08	0	0	8006.5	0
willow	19	24	1985	0.51	0	0.18	0	0	0.4	0	-0.15	0.08	0	0	8006.7	0
willow	20	24	1985	5.08	0	0.31	0	0	4.87	0	-0.18	0.08	0	0	8007	0
willow	21	24	1985	0.76	0	0.09	0	0	0.73	0	-0.14	0.08	0	0	8007.1	0
willow	22	24	1985	6.1	0	-0.02	0	0	6.16	0	-0.12	0.08	0	0	8007.1	0
willow	23	24	1985	0.51	0	0.12	0	0	0.42	0	-0.1	0.08	0	0	8007.2	0
willow	24	24	1985	0	0	0.11	0	0	-0.08	0	-0.11	0.08	0	0	8007.3	0
willow	25	24	1985	1.02	0	0.28	0	0	0.77	0	-0.11	0.08	0	0	8007.6	0
willow	26	24	1985	4.06	0	0.2	0	0	3.92	0	-0.13	0.08	0	0	8007.8	0
willow	27	24	1985	0	0	0.21	0	0	-0.16	0	-0.13	0.08	0	0	8008	0
willow	28	24	1985	1.78	0	0.09	0	0	1.72	0	-0.12	0.08	0	0	8008.1	0
willow	29	24	1985	1.02	0	0.01	0	0	1.06	0	-0.13	0.08	0	0	8008.1	0
willow	30	24	1985	0.51	0	0.03	0	0	0.54	0	-0.15	0.08	0	0	8008.2	0
willow	31	24	1985	1.78	0	0	0	0	1.85	0	-0.15	0.08	0	0	8008.2	0
willow	32	24	1985	3.05	0	-0.03	0	0	3.12	0	-0.12	0.08	0	0	8008.1	0
willow	33	24	1985	1.02	0	-0.03	0	0	1.1	0	-0.14	0.08	0	0	8008.1	0
willow	34	24	1985	0	0	0.04	0	0	0.05	0	-0.17	0.08	0	0	8008.1	0
willow	35	24	1985	0	0	0.13	0	0	-0.04	0	-0.17	0.08	0	0	8008.3	0
willow	36	24	1985	0.76	0	0.13	0	0	0.72	0	-0.17	0.08	0	0	8008.4	0
willow	37	24	1985	2.79	0	-0.11	0	0	2.97	0	-0.15	0.08	0	0	8008.3	0
willow	38	24	1985	1.27	0	0.02	0	0	1.32	0	-0.15	0.08	0	0	8008.3	0
willow	39	24	1985	4.06	0	-0.07	0	0	4.18	0	-0.13	0.08	0	0	8008.2	0
willow	40	24	1985	1.27	0	0.06	0	0	1.24	0	-0.11	0.08	0	0	8008.3	0
willow	41	24	1985	0.76	0	-0.07	0	0	0.86	0	-0.11	0.08	0	0	8008.2	0
willow	42	24	1985	0	0	-0.03	0	0	0.05	0	-0.11	0.08	0	0	8008.2	0
willow	43	24	1985	0	0	0.62	0	0	-2.68	0	-0.05	0.08	2.03	0	8008.8	0
willow	44	24	1985	0.51	0	0.28	0	0	-4.38	0	-0.05	0.09	4.57	0	8009.1	0
willow	45	24	1985	1.02	0	0.53	0	0	0.49	0	-0.1	0.09	0	0	8009.6	0
willow	46	24	1985	0	0	0.45	0	0	-0.41	0	-0.13	0.09	0	0	8010.1	0
willow	47	24	1985	0	0	0.63	0	0	-0.59	0	-0.13	0.09	0	0	8010.7	0
willow	48	24	1985	0.25	0	1.05	0	0	-0.78	0	-0.1	0.09	0	0	8011.8	0
willow	49	24	1985	1.27	0	0.79	0	0	-1.2	0	-0.07	0.09	1.67	0	8012.6	0
willow	50	24	1985	0.51	0	1.26	0	0	-0.73	0	-0.1	0.09	0	0	8013.8	0
willow	51	24	1985	0	0	0.23	0	0	-0.2	0	-0.12	0.09	0	0	8014	0
willow	52	24	1985	0	0	0.37	0	0	-2.3	0	-0.09	0.09	1.92	0	8014.4	0
willow	53	24	1985	4.06	0	-0.29	0	0	-12.7	0	-0.06	0.09	17.03	0	8014.1	0
willow	54	24	1985	10.67	0	-0.61	0	0	-20.72	0	0.88	0.09	31.02	0	8013.5	0
willow	55	24	1985	2.54	0	-1.55	0	0	-14.68	0	4.91	0.09	13.74	0	8012	0.03
willow	56	24	1985	0.25	0	3.16	0	0	0	0	-3	0.09	0	0	8015.1	0
willow	57	24	1985	0	0	2.03	0	0	0	0	-2.12	0.09	0	0	8017.2	0
willow	58	24	1985	3.3	0	1.18	0	0	2.78	0	-0.75	0.09	0	0	8018.3	0
willow	59	24	1985	0	0	0.53	0	0	-0.13	0	-0.49	0.09	0	0	8018.9	0
willow	60	24	1985	0	0	1.96	0	0	-2.64	0	0.6	0.09	0	0	8020.8	-0.01
willow	61	24	1985	0	0	3.4	0	0	0	0	-3.49	0.09	0	0	8024.2	0
willow	62	24	1985	0	0	4.03	0	0	0	0	-4.12	0.1	0	0	8028.3	0
willow	63	24	1985	19.05	0	1.15	0	0	18.38	0	-0.58	0.1	0	0	8029.4	0
willow	64	24	1985	2.54	0	0.6	0	0	0.01	0	1.83	0.1	0	0	8030	0
willow	65	24	1985	0	0	0.7	0	0	-0.57	0	-0.23	0.1	0	0	8030.7	0
willow	66	24	1985	0	0	0.42	0	0	-2.07	0	1.55	0.1	0	0	8031.1	0
willow	67	24	1985	2.03	0	-0.32	0	0	-11.09	0	13.35	0.1	0	0	8030.8	0
willow	68	24	1985	0	0	0.44	0	0	-3.98	0	3.44	0.1	0	0	8031.3	0
willow	69	24	1985	0	0	0.22	0	0	-0.68	0	0.37	0.1	0	0	8031.5	0
willow	70	24	1985	2.03	0	2.69	0	0	0	0	-0.76	0.1	0	0	8034.2	0
willow	71	24	1985	12.45	0	2.58	0	0	0	0	9.76	0.1	0	0	8036.8	0
willow	72	24	1985	1.02	0	2.56	0	0	0	0	-1.65	0.1	0	0	8039.3	0
willow	73	24	1985	1.52	0	2.11	0	0	0	0	-0.68	0.1	0	0	8041.4	0
willow	74	24	1985	0.25	0	3.88	0	0	0	0	-3.73	0.1	0	0	8045.3	0
willow	75	24	1985	0	0	1.47	0	0	0	0	-1.57	0.1	0	0	8046.8	0
willow	76	24	1985	1.02	0	1.45	0	0	0	0	-0.54	0.1	0	0	8048.2	0
willow	77	24	1985	0	0	3.84	0	0	0	0	-3.95	0.1	0	0	8052.1	0
willow	78	24	1985	0	0	1.52	0	0	0	0	-1.62	0.1	0	0	8053.6	0
willow	79	24	1985	0	0	3.03	0	0	0	0	-3.14	0.1	0	0	8056.6	0

Attachment D-1
Honeywell
Wastebeds 9-15 SWSR Pre-Design Investigation
SHAW Output Data

RUN	DAY	HR	YR	PRECIP	precip INTRCP	ET	TRANSP	CANOPY chg in storage	SNOW chg in storage	RESIDUE chg in storage	SOIL chg in storage	PERC	RUNOFF	PONDED	Etcum	ERROR
willow	80	24	1985	0	0	3.93	0	0	0	0	-4.03	0.1	0	0	8060.5	0
willow	81	24	1985	0	0	1.97	0	0	0	0	-2.08	0.11	0	0	8062.5	0
willow	82	24	1985	0	0	1.73	0	0	0	0	-1.83	0.11	0	0	8064.2	0
willow	83	24	1985	0	0	3.44	0	0	0	0	-3.55	0.11	0	0	8067.7	0
willow	84	24	1985	0	0	3.85	0	0	0	0	-3.96	0.11	0	0	8071.5	0
willow	85	24	1985	0	0	2.62	0	0	0	0	-2.73	0.11	0	0	8074.2	0
willow	86	24	1985	2.54	0	2.23	0	0	0	0	0.2	0.11	0	0	8076.4	0
willow	87	24	1985	8.89	0	2.4	0	0	0	0	6.38	0.11	0	0	8078.8	0
willow	88	24	1985	0.25	0	3.65	0	0	0	0	-3.51	0.11	0	0	8082.4	0
willow	89	24	1985	0	0	3.64	0	0	0	0	-3.75	0.11	0	0	8086.1	0
willow	90	24	1985	12.7	0	4.19	0	0	0	0	8.4	0.11	0	0	8090.3	0
willow	91	24	1985	2.03	0	3.04	0	0	0	0	-1.12	0.11	0	0	8093.3	0
willow	92	24	1985	1.52	0	2.67	0	0	0	0	-1.26	0.11	0	0	8096	0
willow	93	24	1985	4.06	0	0.41	0	0	1.01	0	2.52	0.12	0	0	8096.4	0
willow	94	24	1985	2.29	0	1.31	0.11	0	-1.01	0	1.88	0.12	0	0	8097.7	-0.01
willow	95	24	1985	0	0	2.47	0.48	0	0	0	-2.59	0.12	0	0	8100.2	-0.01
willow	96	24	1985	2.54	0	4.27	0.44	0	0	0	-1.8	0.12	0	0	8104.5	-0.04
willow	97	24	1985	0	0	3.36	0.41	0	0	0	-3.47	0.12	0	0	8107.8	0
willow	98	24	1985	0.25	0	1.95	0.13	0	0	0	-1.83	0.12	0	0	8109.8	0.01
willow	99	24	1985	0	0	2.27	0	0	0	0	-2.39	0.12	0	0	8112	0.01
willow	100	24	1985	0	0	1.78	0.21	0	0	0	-1.91	0.12	0	0	8113.8	0.01
willow	101	24	1985	1.78	0	2.56	0.41	0	0	0	-0.91	0.12	0	0	8116.4	0
willow	102	24	1985	0	0	2.88	0.78	0	0	0	-3.01	0.12	0	0	8119.2	0.01
willow	103	24	1985	0	0	3.06	0.91	0	0	0	-3.21	0.13	0	0	8122.3	0.01
willow	104	24	1985	0.51	0	3.97	1.15	0.01	0	0	-3.6	0.13	0	0	8126.3	0
willow	105	24	1985	0	0	2.12	1.2	0.01	0	0	-2.27	0.13	0	0	8128.4	0.02
willow	106	24	1985	0	0	2.43	1.29	-0.01	0	0	-2.54	0.13	0	0	8130.8	-0.01
willow	107	24	1985	0	0	2.73	0.39	-0.02	0	0	-2.84	0.13	0	0	8133.6	0
willow	108	24	1985	2.03	0	3.48	0.62	0.01	0	0	-1.6	0.13	0	0	8137	0.01
willow	109	24	1985	11.43	0	2.98	0.27	0.01	0	0	8.31	0.13	0	0	8140	0
willow	110	24	1985	0.25	0	1.44	0.67	0	0	0	-1.32	0.13	0	0	8141.5	0
willow	111	24	1985	0	0	2.24	1.61	0.01	0	0	-2.37	0.14	0	0	8143.7	-0.01
willow	112	24	1985	0	0	3.39	2.28	0	0	0	-3.52	0.14	0	0	8147.1	-0.01
willow	113	24	1985	0	0	4.85	2.81	0	0	0	-4.98	0.14	0	0	8151.9	0
willow	114	24	1985	0	0	5.2	2.82	-0.01	0	0	-5.3	0.14	0	0	8157.1	-0.03
willow	115	24	1985	1.02	0	3.66	1.23	0	0	0	-2.78	0.14	0	0	8160.8	-0.01
willow	116	24	1985	0	0	3.29	1.6	0	0	0	-3.43	0.14	0	0	8164.1	0
willow	117	24	1985	0	0	4.34	2.12	-0.01	0	0	-4.47	0.14	0	0	8168.4	0
willow	118	24	1985	1.27	0	3.67	1.18	0	0	0	-2.54	0.14	0	0	8172.1	0
willow	119	24	1985	0	0	2.53	1.65	0	0	0	-2.67	0.14	0	0	8174.6	0
willow	120	24	1985	0	0	4.77	3.23	0	0	0	-4.91	0.15	0	0	8179.4	-0.01
willow	121	24	1985	0	0	2.81	1.92	0	0	0	-2.95	0.15	0	0	8182.2	-0.01
willow	122	24	1985	0	0	3.54	2.3	0	0	0	-3.68	0.15	0	0	8185.7	-0.01
willow	123	24	1985	0	0	4.32	2.74	0	0	0	-4.46	0.15	0	0	8190.1	0
willow	124	24	1985	0.25	0	4.35	2.92	0	0	0	-4.25	0.15	0	0	8194.4	0
willow	125	24	1985	3.05	0	3.64	1.21	0.02	0	0	-0.76	0.15	0	0	8198	0
willow	126	24	1985	11.94	0.13	2.59	0.19	0	0	0	9.07	0.15	0	0	8200.6	-0.01
willow	127	24	1985	0.25	0	4.63	2.6	-0.01	0	0	-4.39	0.15	0	0	8205.3	0
willow	128	24	1985	0	0	2.93	1.72	-0.01	0	0	-3.07	0.15	0	0	8208.2	0
willow	129	24	1985	0	0	5.32	3.56	0	0	0	-5.47	0.15	0	0	8213.5	0
willow	130	24	1985	0	0	5.99	4.22	0.02	0	0	-6.16	0.15	0	0	8219.5	0
willow	131	24	1985	0	0	4.91	3.22	0.01	0	0	-5.06	0.16	0	0	8224.4	-0.01
willow	132	24	1985	14.22	0	6.1	2.39	0.01	0	0	7.97	0.16	0	0	8230.5	-0.01
willow	133	24	1985	0	0	5.09	3.12	-0.01	0	0	-5.23	0.16	0	0	8235.6	-0.01
willow	134	24	1985	0	0	3.31	2.03	-0.01	0	0	-3.45	0.16	0	0	8238.9	0
willow	135	24	1985	0	0	3.53	2.25	0	0	0	-3.69	0.16	0	0	8242.4	0
willow	136	24	1985	6.1	0	3.3	0.26	0	0	0	2.63	0.16	0	0	8245.7	0
willow	137	24	1985	0	0	3.07	1.93	0	0	0	-3.22	0.16	0	0	8248.8	-0.01
willow	138	24	1985	2.54	0	4.47	1.26	-0.02	0	0	-2.07	0.16	0	0	8253.3	-0.01
willow	139	24	1985	0.76	0	3.1	1.35	0	0	0	-2.5	0.16	0	0	8256.4	0
willow	140	24	1985	0.51	0	2.42	1.77	0.01	0	0	-2.08	0.16	0	0	8258.8	-0.01
willow	141	24	1985	4.32	0	3.71	0.44	0	0	0	0.45	0.16	0	0	8262.5	0
willow	142	24	1985	0	0	2.11	1.43	-0.01	0	0	-2.25	0.16	0	0	8264.6	-0.01
willow	143	24	1985	0	0	1.99	1.46	0	0	0	-2.15	0.16	0	0	8266.6	0
willow	144	24	1985	0	0	2.22	1.56	0	0	0	-2.38	0.16	0	0	8268.8	0
willow	145	24	1985	0	0	3.11	1.64	0	0	0	-3.27	0.16	0	0	8271.9	0
willow	146	24	1985	1.52	0	2.93	0.76	0.01	0	0	-1.57	0.16	0	0	8274.9	0
willow	147	24	1985	5.84	0	4.29	0.5	0	0	0	1.4	0.16	0	0	8279.2	0
willow	148	24	1985	2.54	0	4.18	0.8	-0.01	0	0	-1.79	0.16	0	0	8283.3	-0.01
willow	149	24	1985	0	0	2.63	1.25	-0.01	0	0	-2.78	0.16	0	0	8286	0
willow	150	24	1985	0	0	1.94	1.09	0.01	0	0	-2.11	0.16	0	0	8287.9	0
willow	151	24	1985	32.26	0	4.21	1.31	0.02	0	0	27.87	0.16	0	0	8292.1	0
willow	152	24	1985	0	0	5.22	3.82	-0.01	0	0	-5.37	0.16	0	0	8297.3	-0.01
willow	153	24	1985	8.38	0	7.06	2.91	0	0	0	1.17	0.16	0	0	8304.4	-0.01
willow	154	24	1985	0	0	6.43	4.62	-0.02	0	0	-6.57	0.16	0	0	8310.8	-0.01
willow	155	24	1985	0	0	5.19	3.94	0	0	0	-5.34	0.16	0	0	8316	-0.01
willow	156	24	1985	2.54	0	3.41	0.92	0.01	0	0	-1.04	0.16	0	0	8319.4	0
willow	157	24	1985	0	0	2.5	1.84	0	0	0	-2.65	0.16	0	0	8321.9	-0.01
willow	158	24	1985	0	0	2.42	2.08	0	0	0	-2.57	0.16	0	0	8324.3	-0.01
willow	159	24	1985	2.54	0	4.42	1.61	0.01	0	0	-2.05	0.16	0	0	8328.8	-0.01
willow	160	24	1985	2.54	0	4.99	1.64	0.01	0	0	-2.62	0.16	0	0	8333.8	-0.01
willow	161	24	1985	0	0	3.41	1.8	-0.02	0	0	-3.55	0.16	0	0	8337.2	0
willow	162	24	1985	1.02	0	2.35	0.9	0	0	0	-1.49	0.16	0	0	8339.5	0
willow	163	24	1985	24.89	1.15	2.67	0.07	0.01	0	0	20.92	0.16	0	0	8342.2	-0.01
willow	164	24	1985	5.08	0	5.22	0.29	0	0	0	0.84	0.16	0	0	8347.4	0.01
willow	165	24	1985	0	0	5.7	4.37	0	0	0	-5.85	0.16	0	0	8353.1	0
willow	166	24	1985	0	0	4.06	3.72	0.01	0	0	-4.22	0.16	0	0	8357.2	-0.01
willow	167	24	1985	4.06	0	5.93	1.9	0.01	0	0	-2.03	0.16	0	0	8363.1	-0.01
willow	168	24	1985	2.54	0	5.82	2.6	0	0	0	-3.43	0.16	0	0	8368.9	-0.01
willow	169	24	1985	1.02	0	4.96	3	0	0	0	-4.09	0.16	0	0	8373.9	-0.01
willow	170	24	1985	0	0	2.76	1.98	-0.01	0	0	-2.91	0.16	0	0	8376.6	0
willow	171	24	1985	3.56	0	4.87	0.95	0	0	0	-1.47	0.16	0	0	8381.5	0
willow	172	24	1985	0	0	3.09	1.8	0	0	0	-3.23	0.16	0	0	8384.6	-0.01
willow	173	24	1985	2.29	0	3.62	1.32	0.01	0	0	-1.49	0.16	0	0	8388.2	-0.01
willow	174	24	1985	0	0	2.75	1.59	0	0	0	-2.91	0.16	0	0	8391	-0.01
willow	175	24	1985	1.52	0	2.84	0.87	-0.01	0	0	-1.45	0.16	0	0	8393.8	0
willow	176	24	1985	0	0	2.32	0.86	0	0	0	-2.47	0.16	0	0	8396.1	0
willow	177	24	1985	0	0	1.18	0.68	0	0	0	-1.33	0.16	0	0	8397.3	0
willow	178	24	1985	0	0	0.88	0.75	0	0	0	-1.03	0.15	0	0	8398.2	0
willow	179	24	1985	2.03	0	2.07	0.42	0.01	0	0	-0.19	0.15	0	0	8400.3	0
willow	180	24	1985	7.11	0	4.68	0.35	0	0	0	2.27	0.15	0	0	8404.9	0
willow	181	24	1985	0	0	1.84	0.87	0	0	0	-1.98	0.15	0	0	8406.8	-0.02
willow	182	24	1985	1.27	0	2.64	0.77	0.01	0	0	-1.51	0.15	0	0	8409.4	-0.02

Attachment D-1
Honeywell
Wastebeds 9-15 SWSR Pre-Design Investigation
SHAW Output Data

RUN	DAY	HR	YR	PRECIP	precip INTRCP	ET	TRANSP	CANOPY chg in storage	SNOW chg in storage	RESIDUE chg in storage	SOIL chg in storage	PERC	RUNOFF	PONDED	Etcum	ERROR
willow	183	24	1985	0	0	1.03	0.69	0	0	0	-1.18	0.15	0	0	8410.4	-0.01
willow	184	24	1985	0	0	1.14	0.63	0	0	0	-1.28	0.15	0	0	8411.6	-0.01
willow	185	24	1985	0	0	1.41	0.89	-0.01	0	0	-1.54	0.15	0	0	8413	-0.01
willow	186	24	1985	0	0	0.66	0.78	0.01	0	0	-0.82	0.15	0	0	8413.7	0
willow	187	24	1985	6.6	0	4.8	0.46	0.01	0	0	1.64	0.15	0	0	8418.5	0
willow	188	24	1985	1.52	0	2.47	0.32	-0.01	0	0	-1.08	0.15	0	0	8420.9	-0.01
willow	189	24	1985	0	0	1.51	0.67	-0.01	0	0	-1.65	0.15	0	0	8422.4	-0.01
willow	190	24	1985	0.51	0	1.45	0.65	0.01	0	0	-1.1	0.15	0	0	8423.9	0
willow	191	24	1985	2.29	0	2.44	0.41	0	0	0	-0.29	0.15	0	0	8426.3	-0.01
willow	192	24	1985	0	0	1.15	0.59	-0.02	0	0	-1.26	0.15	0	0	8427.5	-0.01
willow	193	24	1985	0.76	0	0.69	0.36	0.01	0	0	-0.09	0.15	0	0	8428.2	0
willow	194	24	1985	0	0	0.83	0.65	0	0	0	-0.96	0.15	0	0	8429	-0.01
willow	195	24	1985	6.86	0	3.83	0.18	0.02	0	0	2.86	0.15	0	0	8432.8	0
willow	196	24	1985	20.32	0	6.41	1.88	0.01	0	0	13.76	0.14	0	0	8439.2	-0.01
willow	197	24	1985	0	0	4.8	3.87	-0.02	0	0	-4.91	0.14	0	0	8444	-0.02
willow	198	24	1985	0	0	3.26	2.63	-0.01	0	0	-3.37	0.14	0	0	8447.3	-0.03
willow	199	24	1985	0	0	1.7	1.32	0	0	0	-1.84	0.14	0	0	8449	0
willow	200	24	1985	2.54	0	3.48	0.89	0.01	0	0	-1.1	0.14	0	0	8452.5	0
willow	201	24	1985	0	0	1.14	0.79	0.01	0	0	-1.28	0.14	0	0	8453.6	-0.01
willow	202	24	1985	0	0	1.6	0.83	-0.01	0	0	-1.71	0.14	0	0	8455.2	-0.03
willow	203	24	1985	0	0	2.02	0.78	-0.01	0	0	-2.14	0.14	0	0	8457.2	0
willow	204	24	1985	0	0	1.99	0.69	-0.01	0	0	-2.12	0.14	0	0	8459.2	-0.01
willow	205	24	1985	0	0	1.36	0.75	0	0	0	-1.49	0.14	0	0	8460.6	-0.01
willow	206	24	1985	0	0	1.53	0.84	0.02	0	0	-1.69	0.14	0	0	8462.1	0
willow	207	24	1985	11.94	0	4.5	0.57	0.01	0	0	7.3	0.14	0	0	8466.6	-0.01
willow	208	24	1985	0	0	1.59	1.14	-0.02	0	0	-1.7	0.14	0	0	8468.2	-0.01
willow	209	24	1985	0	0	1.33	0.76	-0.01	0	0	-1.47	0.14	0	0	8469.5	0
willow	210	24	1985	0	0	1.07	0.69	0.01	0	0	-1.2	0.14	0	0	8470.6	-0.01
willow	211	24	1985	0	0	0.85	0.47	0	0	0	-0.98	0.14	0	0	8471.5	0
willow	212	24	1985	15.24	1.3	3.19	0.04	0	0	0	10.63	0.14	0	0	8474.6	-0.02
willow	213	24	1985	0	0	4.08	2.45	-0.01	0	0	-2.9	0.13	0	0	8478.7	-0.01
willow	214	24	1985	0	0	3.55	2.96	0	0	0	-3.66	0.13	0	0	8482.3	-0.02
willow	215	24	1985	0	0	2.04	1.54	0	0	0	-2.16	0.13	0	0	8484.3	-0.01
willow	216	24	1985	0	0	1.68	1.12	0	0	0	-1.81	0.13	0	0	8486	-0.01
willow	217	24	1985	0	0	1.85	1.04	0	0	0	-1.97	0.13	0	0	8487.8	-0.01
willow	218	24	1985	0	0	1.56	0.81	0	0	0	-1.67	0.13	0	0	8489.4	-0.02
willow	219	24	1985	1.27	0	1.83	0.47	0.01	0	0	-0.71	0.13	0	0	8491.2	0.01
willow	220	24	1985	0	0	1.26	0.65	0	0	0	-1.39	0.13	0	0	8492.5	0
willow	221	24	1985	0	0	1.35	0.76	-0.01	0	0	-1.47	0.13	0	0	8493.8	-0.01
willow	222	24	1985	0	0	0.97	0.64	0	0	0	-1.11	0.13	0	0	8494.8	0
willow	223	24	1985	0	0	1.1	0.45	0	0	0	-1.23	0.13	0	0	8495.9	-0.01
willow	224	24	1985	0	0	1.33	0.49	-0.02	0	0	-1.43	0.13	0	0	8497.3	-0.01
willow	225	24	1985	4.32	0	4.26	0.37	0.01	0	0	-0.08	0.13	0	0	8501.5	-0.01
willow	226	24	1985	0	0	0.92	0.58	0.02	0	0	-1.08	0.13	0	0	8502.4	0.01
willow	227	24	1985	7.87	0	4.13	0.3	0	0	0	3.61	0.13	0	0	8506.6	0
willow	228	24	1985	0	0	1.46	0.47	-0.03	0	0	-1.54	0.13	0	0	8508	-0.01
willow	229	24	1985	0	0	1.48	0.54	0	0	0	-1.6	0.13	0	0	8509.5	0
willow	230	24	1985	0	0	1.07	0.48	0	0	0	-1.19	0.12	0	0	8510.6	-0.01
willow	231	24	1985	0	0	1.23	0.46	0.01	0	0	-1.36	0.12	0	0	8511.8	-0.01
willow	232	24	1985	0	0	0.94	0.39	-0.01	0	0	-1.04	0.12	0	0	8512.8	-0.01
willow	233	24	1985	0	0	0.4	0.35	0	0	0	-0.52	0.12	0	0	8513.2	-0.01
willow	234	24	1985	0.76	0	1.1	0.34	0	0	0	-0.45	0.12	0	0	8514.3	-0.01
willow	235	24	1985	0	0	0.31	0.35	0	0	0	-0.41	0.12	0	0	8514.6	-0.01
willow	236	24	1985	4.83	0	3.71	0.07	0.01	0	0	0.99	0.12	0	0	8518.3	0
willow	237	24	1985	15.24	0	5.77	1.6	0.01	0	0	9.33	0.12	0	0	8524	0
willow	238	24	1985	0	0	2.95	2.45	0.01	0	0	-3.07	0.12	0	0	8527	-0.01
willow	239	24	1985	0	0	1.32	0.83	-0.01	0	0	-1.43	0.12	0	0	8528.3	0
willow	240	24	1985	0.76	0	1.97	0.51	0	0	0	-1.33	0.12	0	0	8530.3	0
willow	241	24	1985	0.25	0	1.76	0.41	-0.02	0	0	-1.66	0.12	0	0	8532	0.06
willow	242	24	1985	1.27	0	2.27	0.36	0.01	0	0	-1.14	0.12	0	0	8534.3	0.02
willow	243	24	1985	0	0	1.36	0.35	-0.01	0	0	-1.46	0.12	0	0	8535.7	-0.01
willow	244	24	1985	0	0	1.16	0.45	0	0	0	-1.27	0.12	0	0	8536.8	-0.01
willow	245	24	1985	1.02	0	1.86	0.41	0.01	0	0	-0.96	0.12	0	0	8538.7	-0.02
willow	246	24	1985	0	0	1.21	0.54	0	0	0	-1.32	0.12	0	0	8539.9	-0.01
willow	247	24	1985	1.52	0	1.71	0.37	0.02	0	0	-0.34	0.12	0	0	8541.6	0.01
willow	248	24	1985	22.61	0	3.96	0.32	0.01	0	0	18.54	0.11	0	0	8545.6	-0.01
willow	249	24	1985	11.18	0	5.07	1.41	0	0	0	6	0.11	0	0	8550.7	-0.01
willow	250	24	1985	0	0	3	2.8	0	0	0	-3.1	0.11	0	0	8553.7	-0.02
willow	251	24	1985	0.25	0	3.55	2.63	-0.01	0	0	-3.37	0.11	0	0	8557.2	-0.03
willow	252	24	1985	4.06	0	4.42	0.55	-0.01	0	0	-0.43	0.11	0	0	8561.6	-0.03
willow	253	24	1985	4.32	0.12	3.99	0.15	-0.02	0	0	0.12	0.11	0	0	8565.6	-0.01
willow	254	24	1985	0.25	0	3.45	2.31	-0.02	0	0	-3.16	0.11	0	0	8569.1	-0.01
willow	255	24	1985	1.78	0	3.07	1	0	0	0	-1.39	0.11	0	0	8572.1	0
willow	256	24	1985	0	0	2.37	1.65	0	0	0	-2.48	0.11	0	0	8574.5	0
willow	257	24	1985	0	0	2.33	1.52	0	0	0	-2.45	0.11	0	0	8576.8	0.01
willow	258	24	1985	0	0	1.31	1	0	0	0	-1.42	0.11	0	0	8578.1	0
willow	259	24	1985	0	0	1.32	0.94	0	0	0	-1.43	0.11	0	0	8579.5	0
willow	260	24	1985	0	0	1.89	1.22	0	0	0	-2.01	0.11	0	0	8581.4	0
willow	261	24	1985	0	0	1.32	0.94	0.01	0	0	-1.44	0.11	0	0	8582.7	0
willow	262	24	1985	0	0	1.01	0.78	0.01	0	0	-1.13	0.11	0	0	8583.7	0
willow	263	24	1985	0	0	0.91	0.68	0	0	0	-1.02	0.11	0	0	8584.6	0
willow	264	24	1985	0	0	1.1	0.47	-0.01	0	0	-1.18	0.11	0	0	8585.7	-0.01
willow	265	24	1985	0	0	0.7	0.48	0	0	0	-0.81	0.11	0	0	8586.4	0
willow	266	24	1985	0	0	0.75	0.5	0	0	0	-0.85	0.11	0	0	8587.2	0
willow	267	24	1985	2.29	0	2.65	0.25	-0.02	0	0	-0.45	0.11	0	0	8589.8	-0.01
willow	268	24	1985	0	0	1.13	0.42	-0.01	0	0	-1.21	0.1	0	0	8590.9	-0.01
willow	269	24	1985	0.51	0	1.11	0.43	0.01	0	0	-0.72	0.1	0	0	8592	0.01
willow	270	24	1985	48.77	0.33	2.75	0.03	0.01	0	0	45.59	0.1	0	0	8594.8	-0.01
willow	271	24	1985	0	0	2.89	2.02	-0.01	0	0	-2.65	0.1	0	0	8597.7	-0.01
willow	272	24	1985	0	0	2.18	1.87	0	0	0	-2.27	0.1	0	0	8599.9	-0.01
willow	273	24	1985	0	0	2.76	2.47	0	0	0	-2.86	0.1	0	0	8602.6	0
willow	274	24	1985	10.16	0	3.54	0.64	0	0	0	6.52	0.1	0	0	8606.2	-0.01
willow	275	24	1985	1.27	0	2.56	0.96	-0.01	0	0	-1.37	0.1	0	0	8608.7	-0.02
willow	276	24	1985	0	0	1.48	1.15	0	0	0	-1.57	0.1	0	0	8610.2	-0.01
willow	277	24	1985	0	0	1.39	1.23	0.02	0	0	-1.54	0.1	0	0	8611.6	0.03
willow	278	24	1985	3.05	0	3.68	1.15	-0.01	0	0	-0.72	0.1	0	0	8615.3	0
willow	279	24	1985	0	0	2.69	1.84	-0.01	0	0	-2.76	0.1	0	0	8618	-0.01
willow	280	24	1985	0	0	2.78	1.9	0	0	0	-2.88	0.1	0	0	8620.7	0
willow	281	24	1985	0	0	2.98	2.45	0	0	0	-3.08	0.1	0	0	8623.7	0
willow	282	24	1985	0.25	0	2.31	1.89	0.02	0	0	-2.17	0.1	0	0	8626	0
willow	283	24	1985	7.62	0	3.8	1.17	0	0	0	3.72	0.1	0	0	8629.8	0
willow	284	24	1985	0	0	2.55	1.29	-0.02	0	0	-2.62	0.1	0	0	8632.4	0
willow	285	24	1985	4.32	0	2.94	0.54	0	0	0	1.28	0.1	0	0	8635.3	0

Attachment D-1
Honeywell
Wastebeds 9-15 SWSR Pre-Design Investigation
SHAW Output Data

RUN	DAY	HR	YR	PRECIP	precip INTRCP	ET	TRANSP	CANOPY chg in storage	SNOW chg in storage	RESIDUE chg in storage	SOIL chg in storage	PERC	RUNOFF	PONDED	Etcum	ERROR
willow	286	24	1985	7.11	0	2.02	0.35	0.02	0	0	4.95	0.1	0	0	8637.4	0.03
willow	287	24	1985	1.78	0	1.43	0.17	0	0	0	0.25	0.1	0	0	8638.8	0
willow	288	24	1985	28.45	0	2.67	0.64	0	0	0	25.7	0.1	0	0	8641.5	-0.01
willow	289	24	1985	1.78	0	2.35	0.47	-0.02	0	0	-0.65	0.1	0	0	8643.8	0
willow	290	24	1985	0.51	0	1.64	0.7	0	0	0	-1.22	0.09	0	0	8645.4	0
willow	291	24	1985	0.76	0	2.5	1.21	0.01	0	0	-1.83	0.09	0	0	8647.9	-0.02
willow	292	24	1985	13.21	0	2.36	0.38	0	0	0	10.78	0.09	0	0	8650.3	-0.02
willow	293	24	1985	0	0	1.8	0.6	-0.01	0	0	-1.88	0.09	0	0	8652.1	0
willow	294	24	1985	0	0	1.46	0.75	0	0	0	-1.55	0.09	0	0	8653.6	0
willow	295	24	1985	0	0	1.98	0.99	0	0	0	-2.09	0.09	0	0	8655.5	0.01
willow	296	24	1985	0	0	1.78	0.96	0	0	0	-1.86	0.09	0	0	8657.3	-0.02
willow	297	24	1985	4.83	0	2.98	0.56	0.01	0	0	1.75	0.09	0	0	8660.3	-0.01
willow	298	24	1985	1.02	0	3.39	0.64	-0.01	0	0	-2.43	0.09	0	0	8663.7	-0.03
willow	299	24	1985	0	0	1.75	0.55	0	0	0	-1.82	0.09	0	0	8665.4	-0.02
willow	300	24	1985	0	0	1.99	0.48	0	0	0	-2.07	0.09	0	0	8667.4	0
willow	301	24	1985	0	0	1.67	0.18	-0.01	0	0	-1.76	0.09	0	0	8669.1	0
willow	302	24	1985	0	0	1.27	0.14	0	0	0	-1.35	0.09	0	0	8670.4	0
willow	303	24	1985	0	0	0.58	0.08	0	0	0	-0.69	0.09	0	0	8671	0.01
willow	304	24	1985	0	0	1.67	0.08	0	0	0	-1.76	0.09	0	0	8672.6	0
willow	305	24	1985	0	0	2.11	0	0	0	0	-2.2	0.09	0	0	8674.7	0
willow	306	24	1985	0	0	2.05	0	0	0	0	-2.13	0.09	0	0	8676.8	0
willow	307	24	1985	1.78	0	2.86	0	0	0	0	-1.17	0.09	0	0	8679.6	0
willow	308	24	1985	11.43	0	1.63	0	0	0	0	9.71	0.09	0	0	8681.3	0
willow	309	24	1985	17.02	0	0.99	0	0	0	0	15.94	0.09	0	0	8682.3	0
willow	310	24	1985	1.27	0	0.86	0	0	0	0	0.32	0.09	0	0	8683.1	0
willow	311	24	1985	3.81	0	1.67	0	0	0	0	2.05	0.09	0	0	8684.8	0
willow	312	24	1985	2.79	0	2.35	0	0	0	0	0.36	0.09	0	0	8687.1	0
willow	313	24	1985	10.67	0	0.9	0	0	0	0	9.68	0.09	0	0	8688	0
willow	314	24	1985	12.7	0	0.83	0	0	0	0	11.79	0.08	0	0	8688.9	0
willow	315	24	1985	2.29	0	0.86	0	0	0	0	1.35	0.08	0	0	8689.7	0
willow	316	24	1985	10.41	0	1.07	0	0	0	0	9.26	0.08	0	0	8690.8	0
willow	317	24	1985	4.83	0	0.99	0	0	0	0	3.76	0.08	0	0	8691.8	0
willow	318	24	1985	13.97	0	1.08	0	0	0	0	12.81	0.08	0	0	8692.9	0
willow	319	24	1985	0	0	1.53	0	0	0	0	-1.61	0.08	0	0	8694.4	0
willow	320	24	1985	11.94	0	0.9	0	0	11.67	0	-0.71	0.08	0	0	8695.3	0
willow	321	24	1985	0.25	0	-0.38	0	0	-10.03	0	10.59	0.08	0	0	8694.9	0
willow	322	24	1985	0	0	-0.05	0	0	-1.64	0	1.62	0.08	0	0	8694.9	-0.01
willow	323	24	1985	0	0	1.26	0	0	0	0	-1.34	0.08	0	0	8696.1	0
willow	324	24	1985	0	0	2.65	0	0	0	0	-2.73	0.08	0	0	8698.8	0
willow	325	24	1985	0	0	2.31	0	0	0	0	-2.39	0.08	0	0	8701.1	0
willow	326	24	1985	5.08	0	0.34	0	0	5.15	0	-0.49	0.08	0	0	8701.4	0
willow	327	24	1985	2.29	0	-0.17	0	0	-1.52	0	3.89	0.08	0	0	8701.3	0
willow	328	24	1985	0	0	0.77	0	0	-3.64	0	2.79	0.08	0	0	8702	0
willow	329	24	1985	0	0	1.82	0	0	0	0	-1.9	0.08	0	0	8703.9	0
willow	330	24	1985	8.13	0	0.44	0	0	8.05	0	-0.44	0.08	0	0	8704.3	0
willow	331	24	1985	0.51	0	-0.07	0	0	0.06	0	0.44	0.08	0	0	8704.2	0
willow	332	24	1985	9.91	0	-0.21	0	0	10.18	0	-0.14	0.08	0	0	8704	0
willow	333	24	1985	0.25	0	-0.04	0	0	0.05	0	0.17	0.08	0	0	8704	0
willow	334	24	1985	0.25	0	-0.26	0	0	0.02	0	0.42	0.08	0	0	8703.7	0
willow	335	24	1985	2.29	0	-0.63	0	0	-10.35	0	13.19	0.08	0	0	8703.1	0
willow	336	24	1985	3.3	0	1.27	0	0	-8.01	0	9.96	0.08	0	0	8704.3	0
willow	337	24	1985	0.76	0	1.87	0	0	0.61	0	-1.79	0.08	0	0	8706.2	0
willow	338	24	1985	0	0	0.06	0	0	0.35	0	-0.49	0.08	0	0	8706.3	0
willow	339	24	1985	0.25	0	0.19	0	0	0.29	0	-0.31	0.08	0	0	8706.5	0
willow	340	24	1985	1.52	0	0.01	0	0	1.78	0	-0.35	0.08	0	0	8706.5	0
willow	341	24	1985	0.51	0	0.01	0	0	0.65	0	-0.23	0.07	0	0	8706.5	0
willow	342	24	1985	0	0	-0.16	0	0	-0.13	0	0.21	0.07	0	0	8706.3	0
willow	343	24	1985	1.78	0	-0.06	0	0	-0.95	0	2.71	0.07	0	0	8706.3	0
willow	344	24	1985	2.54	0	-0.01	0	0	2.72	0	-0.24	0.07	0	0	8706.3	0
willow	345	24	1985	8.13	0	-0.1	0	0	-0.26	0	0.6	0.07	7.82	0	8706.2	0
willow	346	24	1985	3.05	0	-0.02	0	0	3.09	0	-0.09	0.07	0	0	8706.1	0
willow	347	24	1985	7.62	0	-0.1	0	0	-0.04	0	0.56	0.07	7.12	0	8706	0
willow	348	24	1985	2.03	0	0.12	0	0	2.16	0	-0.33	0.07	0.01	0	8706.1	0
willow	349	24	1985	0	0	0.57	0	0	-0.33	0	-0.32	0.07	0	0	8706.7	0
willow	350	24	1985	0.51	0	0.33	0	0	0.33	0	-0.23	0.07	0	0	8707	0
willow	351	24	1985	0.25	0	0.54	0	0	-0.09	0	-0.27	0.07	0	0	8707.6	0
willow	352	24	1985	1.52	0	0.66	0	0	1.03	0	-0.24	0.07	0	0	8708.3	0
willow	353	24	1985	0	0	0.26	0	0	-0.12	0	-0.21	0.07	0	0	8708.5	0
willow	354	24	1985	0.25	0	0.07	0	0	0.34	0	-0.23	0.07	0	0	8708.6	0
willow	355	24	1985	2.29	0	-0.06	0	0	2.45	0	-0.17	0.07	0	0	8708.5	0
willow	356	24	1985	2.79	0	0.04	0	0	2.85	0	-0.17	0.07	0	0	8708.6	0
willow	357	24	1985	0.76	0	0.09	0	0	0.7	0	-0.09	0.07	0	0	8708.7	0
willow	358	24	1985	2.03	0	-0.07	0	0	1.61	0	-0.08	0.07	0.5	0	8708.6	0
willow	359	24	1985	0.51	0	0.11	0	0	0.54	0	-0.21	0.07	0	0	8708.7	0
willow	360	24	1985	0	0	0.42	0	0	-0.26	0	-0.23	0.07	0	0	8709.1	0
willow	361	24	1985	0.51	0	0.4	0	0	0.2	0	-0.16	0.07	0	0	8709.5	0
willow	362	24	1985	0	0	0.5	0	0	-0.39	0	-0.18	0.07	0	0	8710	0
willow	363	24	1985	0	0	0.54	0	0	-0.45	0	-0.16	0.07	0	0	8710.6	0
willow	364	24	1985	0.25	0	0.25	0	0	0.09	0	-0.16	0.07	0	0	8710.8	0
willow	365	24	1985	0.25	0	0.65	0	0	-0.35	0	-0.11	0.07	0	0	8711.5	0
willow	1	24	1986	1.52	0	0.7	0	0	0.88	0	-0.13	0.07	0	0	8712.2	0
willow	2	24	1986	0	0	0.11	0	0	-0.04	0	-0.14	0.07	0	0	8712.3	0
willow	3	24	1986	1.78	0	-0.01	0	0	1.86	0	-0.14	0.07	0	0	8712.3	0
willow	4	24	1986	0	0	-0.05	0	0	0.17	0	-0.19	0.07	0	0	8712.2	0
willow	5	24	1986	0.51	0	0.22	0	0	0.34	0	-0.12	0.07	0	0	8712.4	0
willow	6	24	1986	5.08	0	-0.01	0	0	5.16	0	-0.14	0.07	0	0	8712.4	0
willow	7	24	1986	2.03	0	-0.05	0	0	2.16	0	-0.15	0.07	0	0	8712.4	0
willow	8	24	1986	0.25	0	-0.01	0	0	0.34	0	-0.14	0.07	0	0	8712.4	0
willow	9	24	1986	0	0	0.36	0	0	-0.31	0	-0.11	0.07	0	0	8712.7	0
willow	10	24	1986	1.02	0	0.28	0	0	0.76	0	-0.1	0.07	0	0	8713	0
willow	11	24	1986	0	0	0.11	0	0	-0.06	0	-0.12	0.07	0	0	8713.1	0
willow	12	24	1986	0	0	0.41	0	0	-5.39	0	-0.04	0.07	4.96	0	8713.5	0
willow	13	24	1986	1.27	0	0.23	0	0	1.17	0	-0.2	0.07	0	0	8713.7	0
willow	14	24	1986	0	0	0.04	0	0	0.15	0	-0.25	0.07	0	0	8713.8	0
willow	15	24	1986	0	0	0.1	0	0	0.05	0	-0.22	0.07	0	0	8713.9	0
willow	16	24	1986	0	0	0.02	0	0	0.09	0	-0.18	0.07	0	0	8713.9	0
willow	17	24	1986	0	0	-0.03	0	0	-0.62	0	-0.09	0.07	0.67	0	8713.9	0
willow	18	24	1986	0	0	-0.39	0	0	-10.15	0	0.02	0.07	10.45	0	8713.5	0
willow	19	24	1986	2.03	0	-0.89	0	0	-14.98	0	1.54	0.07	16.28	0	8712.6	0
willow	20	24	1986	30.99	0	-0.78	0	0	0	0	31.69	0.07	0	0	8711.8	0
willow	21	24	1986	0	0	1.07	0	0	0	0	-1.13	0.07	0	0	8712.9	0
willow	22	24	1986	0	0	1.47	0	0	0	0	-1.54	0.07	0	0	8714.3	0
willow	23	24	1986	0	0	1.94	0	0	0	0	-2.01	0.07	0	0	8716.3	0

Attachment D-1
Honeywell
Wastebeds 9-15 SWSR Pre-Design Investigation
SHAW Output Data

RUN	DAY	HR	YR	PRECIP	precip INTRCP	ET	TRANSP	CANOPY chg in storage	SNOW chg in storage	RESIDUE chg in storage	SOIL chg in storage	PERC	RUNOFF	PONDED	Etcum	ERROR
willow	24	24	1986	0	0	0.97	0	0	0	0	-1.05	0.07	0	0	8717.3	0
willow	25	24	1986	1.02	0	0.24	0	0	1.03	0	-0.32	0.07	0	0	8717.5	0
willow	26	24	1986	3.56	0	-0.17	0	0	3.96	0	-0.31	0.07	0	0	8717.3	0
willow	27	24	1986	7.87	0	-0.06	0	0	8.06	0	-0.2	0.07	0	0	8717.3	0
willow	28	24	1986	0.25	0	-0.03	0	0	0.39	0	-0.18	0.07	0	0	8717.2	0
willow	29	24	1986	0.25	0	0.06	0	0	0.32	0	-0.19	0.07	0	0	8717.3	0
willow	30	24	1986	0	0	0.06	0	0	0.07	0	-0.21	0.07	0	0	8717.4	0
willow	31	24	1986	1.78	0	0.05	0	0	1.8	0	-0.15	0.07	0	0	8717.4	0
willow	32	24	1986	6.6	0	0.12	0	0	6.58	0	-0.16	0.07	0	0	8717.5	0
willow	33	24	1986	1.02	0	-0.04	0	0	0.67	0	0.31	0.07	0	0	8717.5	0
willow	34	24	1986	0	0	0.08	0	0	-0.05	0	-0.1	0.07	0	0	8717.6	0
willow	35	24	1986	7.11	0	0.27	0	0	6.89	0	-0.12	0.07	0	0	8717.8	0
willow	36	24	1986	2.03	0	-0.21	0	0	2.28	0	-0.11	0.07	0	0	8717.6	0
willow	37	24	1986	0	0	0.2	0	0	-0.11	0	-0.16	0.07	0	0	8717.8	0
willow	38	24	1986	2.03	0	0.24	0	0	1.89	0	-0.16	0.07	0	0	8718.1	0
willow	39	24	1986	0	0	0.03	0	0	0.03	0	-0.13	0.07	0	0	8718.1	0
willow	40	24	1986	0.51	0	-0.14	0	0	0.71	0	-0.14	0.07	0	0	8717.9	0
willow	41	24	1986	1.02	0	0.03	0	0	1.06	0	-0.14	0.07	0	0	8718	0
willow	42	24	1986	0	0	-0.02	0	0	0.12	0	-0.17	0.07	0	0	8717.9	0
willow	43	24	1986	0.25	0	0.05	0	0	0.29	0	-0.16	0.07	0	0	8718	0
willow	44	24	1986	3.05	0	-0.09	0	0	3.21	0	-0.14	0.07	0	0	8717.9	0
willow	45	24	1986	2.54	0	-0.06	0	0	2.65	0	-0.13	0.07	0	0	8717.8	0
willow	46	24	1986	0.51	0	-0.09	0	0	0.64	0	-0.11	0.07	0	0	8717.8	0
willow	47	24	1986	0	0	0.02	0	0	0.03	0	-0.12	0.07	0	0	8717.8	0
willow	48	24	1986	3.3	0	-0.2	0	0	3.53	0	-0.11	0.07	0	0	8717.6	0
willow	49	24	1986	0.25	0	-0.35	0	0	-0.56	0	1.09	0.08	0	0	8717.2	0
willow	50	24	1986	7.37	0	-0.4	0	0	-4.94	0	12.63	0.08	0	0	8716.8	0
willow	51	24	1986	0.25	0	-0.44	0	0	-6.86	0	6.32	0.08	1.16	0	8716.4	0
willow	52	24	1986	13.72	0	-0.14	0	0	12.92	0	0.86	0.08	0	0	8716.3	0
willow	53	24	1986	0	0	0.03	0	0	-0.1	0	-0.01	0.08	0	0	8716.3	0
willow	54	24	1986	3.81	0	0.09	0	0	3.76	0	-0.11	0.08	0	0	8716.4	0
willow	55	24	1986	0.76	0	-0.14	0	0	0.94	0	-0.12	0.08	0	0	8716.2	0
willow	56	24	1986	0.51	0	0.01	0	0	0.56	0	-0.14	0.08	0	0	8716.2	0
willow	57	24	1986	0	0	0.06	0	0	0.03	0	-0.16	0.08	0	0	8716.3	0
willow	58	24	1986	0.25	0	0.11	0	0	0.23	0	-0.16	0.08	0	0	8716.4	0
willow	59	24	1986	0.76	0	0.21	0	0	0.61	0	-0.13	0.08	0	0	8716.6	0
willow	60	24	1986	0	0	0.71	0	0	-0.67	0	-0.12	0.08	0	0	8717.3	0
willow	61	24	1986	0	0	0.25	0	0	-0.22	0	-0.1	0.08	0	0	8717.6	0
willow	62	24	1986	0	0	0.03	0	0	-0.41	0	-0.08	0.08	0.38	0	8717.6	0
willow	63	24	1986	0.25	0	-0.03	0	0	-1.49	0	-0.06	0.08	1.75	0	8717.6	0
willow	64	24	1986	0.25	0	-0.08	0	0	-3.25	0	0.09	0.08	3.43	0	8717.5	0
willow	65	24	1986	2.29	0	-0.05	0	0	-0.2	0	0.08	0.08	2.37	0	8717.4	0
willow	66	24	1986	2.79	0	0.27	0	0	2.57	0	-0.13	0.08	0	0	8717.7	0
willow	67	24	1986	0.76	0	0.02	0	0	0.79	0	-0.12	0.08	0	0	8717.7	0
willow	68	24	1986	6.1	0	0.05	0	0	6.07	0	-0.1	0.08	0	0	8717.8	0
willow	69	24	1986	0.76	0	-0.36	0	0	-8.16	0	-0.05	0.08	9.26	0	8717.4	0
willow	70	24	1986	0.25	0	-0.35	0	0	-28.91	0	0.04	0.08	29.4	0	8717.1	0
willow	71	24	1986	0	0	0.25	0	0	-9.2	0	0.16	0.08	8.71	0	8717.3	0
willow	72	24	1986	16	0	-0.29	0	0	-7.72	0	3.99	0.08	19.94	0	8717	0
willow	73	24	1986	10.41	0	0.35	0	0	-1.85	0	8.78	0.08	3.06	0	8717.4	0
willow	74	24	1986	16	0	2.35	0	0	0	0	13.57	0.08	0	0	8719.7	0
willow	75	24	1986	0	0	2.1	0	0	0	0	-2.18	0.08	0	0	8721.8	0
willow	76	24	1986	0	0	2.49	0	0	0	0	-2.56	0.08	0	0	8724.3	0
willow	77	24	1986	0	0	2.57	0	0	0	0	-2.64	0.08	0	0	8726.9	-0.01
willow	78	24	1986	2.79	0	5.32	0	0	0	0	-2.59	0.08	0	0	8732.2	-0.01
willow	79	24	1986	0.51	0	3.17	0	0	0	0	-3.23	0.08	0	0.48	8735.4	0
willow	80	24	1986	0	0	1.64	0	0	0	0	-1.72	0.08	0	0.48	8737	0
willow	81	24	1986	0	0	1.1	0	0	0	0	-0.7	0.08	0	0	8738.1	0
willow	82	24	1986	0	0	3.07	0	0	0	0	-3.15	0.08	0	0	8741.2	0
willow	83	24	1986	0.51	0	4.24	0	0	0	0	-3.82	0.08	0	0	8745.4	0
willow	84	24	1986	0	0	3.62	0	0	0	0	-3.7	0.08	0	0	8749.1	0
willow	85	24	1986	1.27	0	7.03	0	0	0	0	-5.84	0.08	0	0	8756.1	0
willow	86	24	1986	10.16	0	2.7	0	0	0	0	7.38	0.08	0	0	8758.8	0
willow	87	24	1986	0	0	4.11	0	0	0	0	-4.19	0.08	0	0	8762.9	0
willow	88	24	1986	0	0	6.4	0	0	0	0	-6.48	0.08	0	0	8769.3	0
willow	89	24	1986	0.51	0	6.99	0	0	0	0	-6.56	0.08	0	0	8776.3	0
willow	90	24	1986	0	0	2.53	0	0	0	0	-2.61	0.08	0	0	8778.8	0
willow	91	24	1986	0.25	0	5.2	0	0	0	0	-5.02	0.08	0	0	8784	0
willow	92	24	1986	0.25	0	1.73	0.06	0	0	0	-1.56	0.08	0	0	8785.7	0.01
willow	93	24	1986	0	0	2.19	0.17	0	0	0	-2.26	0.08	0	0	8787.9	-0.01
willow	94	24	1986	7.11	0	1.68	0.06	0.01	0	0	5.34	0.08	0	0	8789.6	0.01
willow	95	24	1986	14.22	0	2.01	0.17	0	0	0	12.14	0.08	0	0	8791.6	0
willow	96	24	1986	12.19	0	1.71	0.1	0	0	0	10.4	0.08	0	0	8793.3	-0.01
willow	97	24	1986	0	0	1.95	0.42	0	0	0	-2.02	0.08	0	0	8795.3	-0.01
willow	98	24	1986	3.05	0	2.97	0.41	0	0	0	0.03	0.08	0	0	8798.2	-0.03
willow	99	24	1986	2.03	0	3.45	0.18	0	0	0	-1.49	0.08	0	0	8801.7	-0.01
willow	100	24	1986	2.54	0	2.89	0	0	0	0	-0.42	0.08	0	0	8804.6	-0.01
willow	101	24	1986	0.25	0	2.46	0	0	0	0	-2.28	0.08	0	0	8807.1	-0.01
willow	102	24	1986	0	0	2.29	0.45	0	0	0	-2.37	0.08	0	0	8809.3	0
willow	103	24	1986	0	0	3.68	0.95	0	0	0	-3.76	0.08	0	0	8813	0
willow	104	24	1986	0	0	3.58	1.23	0	0	0	-3.67	0.08	0	0	8816.6	0
willow	105	24	1986	23.37	0	2.85	0.71	0	0	0	20.43	0.08	0	0	8819.4	0
willow	106	24	1986	17.27	0	2.45	0.23	0.01	0	0	14.73	0.09	0	0	8821.9	0
willow	107	24	1986	1.02	0	2.49	1.37	0	0	0	-1.55	0.09	0	0	8824.4	-0.01
willow	108	24	1986	0	0	4.14	1.85	0	0	0	-4.23	0.09	0	0	8828.5	0
willow	109	24	1986	0	0	4.45	2.12	0	0	0	-4.55	0.09	0	0	8833	0.01
willow	110	24	1986	1.78	0	4.64	1.58	0.01	0	0	-2.98	0.09	0	0	8837.6	0.02
willow	111	24	1986	0.76	0	4.53	1.51	-0.01	0	0	-3.84	0.09	0	0	8842.1	-0.01
willow	112	24	1986	0	0	2	0	-0.02	0	0	-2.08	0.09	0	0	8844.1	0
willow	113	24	1986	0	0	2.45	1.26	0	0	0	-2.55	0.09	0	0	8846.6	0
willow	114	24	1986	0	0	2.69	1.88	0	0	0	-2.78	0.09	0	0	8849.3	-0.01
willow	115	24	1986	0	0	5.43	3.14	0.01	0	0	-5.52	0.09	0	0	8854.7	0
willow	116	24	1986	0	0	5.25	3.14	0.02	0	0	-5.35	0.09	0	0	8860	-0.01
willow	117	24	1986	0	0	4.52	2.7	0.01	0	0	-4.62	0.1	0	0	8864.5	-0.01
willow	118	24	1986	0	0	3.45	3.04	-0.01	0	0	-3.53	0.1	0	0	8867.9	-0.01
willow	119	24	1986	0.76	0	3.45	2.05	0	0	0	-2.79	0.1	0	0	8871.4	0
willow	120	24	1986	0	0	3.51	2.62	-0.01	0	0	-3.6	0.1	0	0	8874.9	0
willow	121	24	1986	1.78	0	6.78	3.49	0	0	0	-5.09	0.1	0	0	8881.7	-0.01
willow	122	24	1986	0	0	3.98	1.53	-0.02	0	0	-4.06	0.1	0	0	8885.7	0
willow	123	24	1986	0	0	2.95	1.31	0	0	0	-3.04	0.1	0	0	8888.6	-0.01
willow	124	24	1986	0	0	4.58	2.53	0	0	0	-4.69	0.1	0	0	8893.2	0
willow	125	24	1986	0	0	4.1	3.9	0.02	0	0	-4.22	0.11	0	0	8897.3	0
willow	126	24	1986	0.25	0	4.96	3.62	0.02	0	0	-4.84	0.11	0	0	8902.2	0

Attachment D-1
Honeywell
Wastebeds 9-15 SWSR Pre-Design Investigation
SHAW Output Data

RUN	DAY	HR	YR	PRECIP	precip INTRCP	ET	TRANSP	CANOPY chg in storage	SNOW chg in storage	RESIDUE chg in storage	SOIL chg in storage	PERC	RUNOFF	PONDED	Etcum	ERROR
willow	127	24	1986	0	0	5.93	3.84	-0.01	0	0	-6.03	0.11	0	0	8908.2	0
willow	128	24	1986	0	0	4.31	2.33	-0.01	0	0	-4.41	0.11	0	0	8912.5	0
willow	129	24	1986	0	0	5.31	3.47	-0.01	0	0	-5.41	0.11	0	0	8917.8	-0.01
willow	130	24	1986	0	0	4.7	3.46	0	0	0	-4.8	0.11	0	0	8922.5	0
willow	131	24	1986	0	0	4.13	3.6	0	0	0	-4.25	0.12	0	0	8926.6	0
willow	132	24	1986	0	0	3.7	3.59	0	0	0	-3.82	0.12	0	0	8930.3	0
willow	133	24	1986	0	0	3.77	3.75	0	0	0	-3.9	0.12	0	0	8934.1	0
willow	134	24	1986	0	0	3.88	3.84	0	0	0	-4	0.12	0	0	8938	0
willow	135	24	1986	0	0	2.99	3.25	0.01	0	0	-3.12	0.12	0	0	8941	0
willow	136	24	1986	10.67	0	5.44	1.96	0.02	0	0	5.1	0.12	0	0	8946.4	-0.01
willow	137	24	1986	1.27	0	5.01	2.22	0	0	0	-3.85	0.12	0	0	8951.4	-0.01
willow	138	24	1986	6.35	0	4.45	1.57	0.01	0	0	1.78	0.13	0	0	8955.8	-0.01
willow	139	24	1986	20.32	0	4.36	1.3	0	0	0	15.83	0.13	0	0	8960.2	0
willow	140	24	1986	9.91	0	4.24	0.94	-0.01	0	0	5.56	0.13	0	0	8964.4	-0.01
willow	141	24	1986	16	0	3.73	0.22	-0.01	0	0	12.17	0.13	0	0	8968.2	-0.01
willow	142	24	1986	0.25	0	3.1	1.89	0	0	0	-2.97	0.13	0	0	8971.3	0
willow	143	24	1986	0.51	0	4.16	2.79	0	0	0	-3.77	0.13	0	0	8975.4	-0.01
willow	144	24	1986	0	0	2.94	2.39	0	0	0	-3.07	0.14	0	0	8978.4	0
willow	145	24	1986	0	0	3.85	3.34	0.01	0	0	-3.99	0.14	0	0	8982.2	-0.01
willow	146	24	1986	0	0	3.97	3.61	0	0	0	-4.09	0.14	0	0	8986.2	-0.01
willow	147	24	1986	0	0	4.91	4.39	0	0	0	-5.03	0.14	0	0	8991.1	-0.01
willow	148	24	1986	0	0	5.48	4.39	0.01	0	0	-5.61	0.14	0	0	8996.6	-0.01
willow	149	24	1986	0	0	6.3	5.05	0	0	0	-6.42	0.14	0	0	9002.9	-0.02
willow	150	24	1986	0	0	5.85	4.44	0.01	0	0	-5.99	0.14	0	0	9008.7	-0.01
willow	151	24	1986	0.51	0	4.52	2.85	0	0	0	-4.14	0.14	0	0	9013.2	-0.01
willow	152	24	1986	4.32	0	6.56	2.51	0	0	0	-2.38	0.15	0	0	9019.8	-0.01
willow	153	24	1986	0.76	0	3.65	1.66	-0.03	0	0	-3	0.15	0	0	9023.5	0
willow	154	24	1986	0	0	2.42	2.05	0	0	0	-2.55	0.15	0	0	9025.9	-0.01
willow	155	24	1986	0	0	2.93	2.71	0.01	0	0	-3.08	0.15	0	0	9028.8	-0.01
willow	156	24	1986	3.81	0	5.14	1.26	0.03	0	0	-1.5	0.15	0	0	9033.9	0
willow	157	24	1986	0	0	2.73	1.57	0	0	0	-2.87	0.15	0	0	9036.7	-0.01
willow	158	24	1986	22.86	0	4.1	0.6	0.01	0	0	18.61	0.15	0	0	9040.8	0
willow	159	24	1986	2.29	0	4.7	2.47	-0.01	0	0	-2.54	0.15	0	0	9045.5	-0.02
willow	160	24	1986	0	0	4.29	3.56	-0.03	0	0	-4.4	0.15	0	0	9049.8	-0.01
willow	161	24	1986	0.76	0	6.04	4.27	0.01	0	0	-5.42	0.15	0	0	9055.8	-0.02
willow	162	24	1986	2.29	0	4.27	1.58	0.03	0	0	-2.17	0.15	0	0	9060.1	0.01
willow	163	24	1986	33.78	0.42	3.61	0.15	-0.01	0	0	29.62	0.15	0	0	9063.7	-0.01
willow	164	24	1986	0	0	3.68	2.83	0	0	0	-3.4	0.15	0	0	9067.4	0
willow	165	24	1986	0	0	6.27	5.24	-0.01	0	0	-6.4	0.15	0	0	9073.6	-0.02
willow	166	24	1986	0	0	5.87	4.88	0.02	0	0	-6.01	0.16	0	0	9079.5	-0.02
willow	167	24	1986	19.3	0	9	4.6	0.01	0	0	10.15	0.16	0	0	9088.5	-0.02
willow	168	24	1986	0	0	6.7	4.56	-0.04	0	0	-6.78	0.16	0	0	9095.2	-0.03
willow	169	24	1986	0	0	6.97	5.65	0	0	0	-7.11	0.16	0	0	9102.2	-0.01
willow	170	24	1986	20.07	0	7.21	2.75	0.02	0	0	12.69	0.16	0	0	9109.4	-0.01
willow	171	24	1986	0.25	0	5.98	4.89	0.01	0	0	-5.89	0.16	0	0	9115.3	0
willow	172	24	1986	0	0	3.97	3.65	-0.01	0	0	-4.09	0.16	0	0	9119.3	-0.02
willow	173	24	1986	0	0	3.98	3.89	0.01	0	0	-4.15	0.16	0	0	9123.3	-0.01
willow	174	24	1986	7.62	0	8.2	4.14	0.01	0	0	-0.75	0.16	0	0	9131.5	0.01
willow	175	24	1986	1.52	0	7.08	4.32	-0.02	0	0	-5.68	0.16	0	0	9138.6	-0.01
willow	176	24	1986	0	0	5.79	4.23	-0.02	0	0	-5.93	0.16	0	0	9144.4	0
willow	177	24	1986	0	0	3.63	3.34	0.01	0	0	-3.79	0.16	0	0	9148	-0.01
willow	178	24	1986	4.32	0	6.58	2.41	0.03	0	0	-2.42	0.16	0	0	9154.6	-0.02
willow	179	24	1986	0	0	3.5	2.91	0.01	0	0	-3.65	0.16	0	0	9158.1	-0.02
willow	180	24	1986	0.25	0	3.72	2.27	-0.02	0	0	-3.59	0.16	0	0	9161.8	-0.01
willow	181	24	1986	0	0	2.04	1.43	-0.01	0	0	-2.18	0.16	0	0	9163.8	-0.01
willow	182	24	1986	5.84	0	5.07	0.91	0	0	0	0.63	0.16	0	0	9168.9	-0.01
willow	183	24	1986	13.72	0.36	3.68	0.1	0.02	0	0	9.5	0.16	0	0	9172.6	0
willow	184	24	1986	0	0	4.56	3.35	-0.02	0	0	-4.33	0.16	0	0	9177.2	-0.01
willow	185	24	1986	0.51	0	4.34	3.14	0	0	0	-3.98	0.16	0	0	9181.5	-0.01
willow	186	24	1986	0.51	0	3.81	2.79	0.03	0	0	-3.49	0.16	0	0	9185.3	0
willow	187	24	1986	0	0	2.31	2.01	0.01	0	0	-2.47	0.16	0	0	9187.6	0
willow	188	24	1986	6.1	0	5.23	0.97	0.01	0	0	0.71	0.15	0	0	9192.8	-0.01
willow	189	24	1986	0	0	2.07	1.31	-0.03	0	0	-2.19	0.15	0	0	9194.9	-0.01
willow	190	24	1986	0	0	2.17	1.12	0	0	0	-2.3	0.15	0	0	9197.1	-0.01
willow	191	24	1986	0	0	2.2	0.85	-0.02	0	0	-2.33	0.15	0	0	9199.3	-0.01
willow	192	24	1986	0	0	1.78	0.89	0	0	0	-1.92	0.15	0	0	9201.1	-0.01
willow	193	24	1986	17.27	0	5.59	1.04	0.02	0	0	11.52	0.15	0	0	9206.6	-0.01
willow	194	24	1986	3.81	0	6.15	2.31	0.02	0	0	-2.5	0.15	0	0	9212.8	-0.01
willow	195	24	1986	1.27	0	3.52	1.86	-0.02	0	0	-2.37	0.15	0	0	9216.3	-0.01
willow	196	24	1986	0	0	2.83	2.08	0	0	0	-2.97	0.15	0	0	9219.1	0
willow	197	24	1986	0	0	2.11	1.4	0.01	0	0	-2.26	0.15	0	0	9221.2	-0.01
willow	198	24	1986	0.25	0	2.41	1.14	0.01	0	0	-2.32	0.15	0	0	9223.7	-0.01
willow	199	24	1986	0.25	0	2.27	1.11	0.01	0	0	-2.16	0.15	0	0	9225.9	-0.01
willow	200	24	1986	0	0	1.5	0.89	0	0	0	-1.64	0.15	0	0	9227.4	-0.02
willow	201	24	1986	9.14	0	4.98	0.48	-0.01	0	0	4.02	0.15	0	0	9232.4	0
willow	202	24	1986	0	0	2.28	0.78	-0.02	0	0	-2.4	0.15	0	0	9234.7	-0.01
willow	203	24	1986	0	0	1.91	0.96	0	0	0	-2.04	0.15	0	0	9236.6	-0.02
willow	204	24	1986	0	0	1.75	0.91	0.01	0	0	-1.88	0.15	0	0	9238.4	-0.02
willow	205	24	1986	0	0	1.67	0.83	0.01	0	0	-1.81	0.15	0	0	9240	-0.01
willow	206	24	1986	0	0	1.36	0.86	0.01	0	0	-1.54	0.15	0	0	9241.4	0.01
willow	207	24	1986	5.33	0	4.99	0.4	0.01	0	0	0.18	0.15	0	0	9246.4	0
willow	208	24	1986	0	0	1.33	0.5	-0.01	0	0	-1.46	0.15	0	0	9247.7	-0.01
willow	209	24	1986	0	0	1.51	0.72	0	0	0	-1.64	0.15	0	0	9249.2	0
willow	210	24	1986	5.08	0	4.76	0.35	0	0	0	0.18	0.15	0	0	9254	-0.01
willow	211	24	1986	63.5	0	5.38	0.93	0	0	0	58	0.14	0	0	9259.4	-0.02
willow	212	24	1986	0.25	0	5.67	4.48	-0.01	0	0	-5.54	0.14	0	0	9265	-0.02
willow	213	24	1986	3.81	0	6.21	2.15	0	0	0	-2.52	0.14	0	0	9271.2	-0.02
willow	214	24	1986	3.81	0	4.68	1.18	0	0	0	-1	0.14	0	0	9275.9	-0.02
willow	215	24	1986	1.27	0	5.54	3.96	-0.01	0	0	-4.38	0.14	0	0	9281.5	-0.02
willow	216	24	1986	0	0	4.54	4	-0.01	0	0	-4.65	0.14	0	0	9286	-0.02
willow	217	24	1986	0	0	3.95	3.7	0	0	0	-4.09	0.14	0	0	9289.9	0
willow	218	24	1986	0	0	4.72	4.41	0.01	0	0	-4.87	0.14	0	0	9294.7	-0.01
willow	219	24	1986	17.02	0	6.87	2.41	0.01	0	0	10.02	0.14	0	0	9301.5	-0.01
willow	220	24	1986	6.86	0	6.31	1.78	0	0	0	0.43	0.14	0	0	9307.8	-0.02
willow	221	24	1986	0	0	3.9	3.63	-0.01	0	0	-4.02	0.14	0	0	9311.7	-0.01
willow	222	24	1986	4.57	0	5.92	1.59	0	0	0	-1.48	0.14	0	0	9317.7	-0.01
willow	223	24	1986	1.52	0	6.32	4.03	-0.01	0	0	-4.92	0.14	0	0	9324	-0.01
willow	224	24	1986	0	0	5.63	4.61	-0.01	0	0	-5.73	0.14	0	0	9329.6	-0.02
willow	225	24	1986	0	0	5.35	4.64	0.01	0	0	-5.48	0.14	0	0	9335	-0.02
willow	226	24	1986	0	0	4.61	3.95	0.01	0	0	-4.73	0.14	0	0	9339.6	-0.01
willow	227	24	1986	17.02	0	7.48	3.25	0.02	0	0	9.38	0.14	0	0	9347	0
willow	228	24	1986	12.45	0	7.12	2.63	0.01	0	0	5.2	0.14	0	0	9354.2	-0.02
willow	229	24	1986	0	0	5.29	4.75	0	0	0	-5.4	0.13	0	0	9359.5	-0.03

Attachment D-1
Honeywell
Wastebeds 9-15 SWSR Pre-Design Investigation
SHAW Output Data

RUN	DAY	HR	YR	PRECIP	precip INTRCP	ET	TRANSP	CANOPY chg in storage	SNOW chg in storage	RESIDUE chg in storage	SOIL chg in storage	PERC	RUNOFF	PONDED	Etcum	ERROR
willow	230	24	1986	0	0	5.26	4.5	0	0	0	-5.38	0.13	0	0	9364.7	-0.02
willow	231	24	1986	0	0	4.72	4.1	-0.02	0	0	-4.83	0.13	0	0	9369.4	-0.01
willow	232	24	1986	0	0	4.23	3.59	0.01	0	0	-4.35	0.13	0	0	9373.7	-0.01
willow	233	24	1986	0.25	0	3.92	2.71	0	0	0	-3.78	0.13	0	0	9377.6	-0.01
willow	234	24	1986	0	0	2.45	1.9	-0.01	0	0	-2.55	0.13	0	0	9380	-0.02
willow	235	24	1986	4.83	0	5.27	0.82	0	0	0	-0.57	0.13	0	0	9385.3	0
willow	236	24	1986	0	0	2.71	1.62	-0.02	0	0	-2.81	0.13	0	0	9388	0
willow	237	24	1986	0	0	2.34	1.52	0	0	0	-2.47	0.13	0	0	9390.4	0
willow	238	24	1986	3.81	0	4.55	0.92	0.02	0	0	-0.89	0.13	0	0	9394.9	0
willow	239	24	1986	4.06	0	4.27	0.55	0	0	0	-0.34	0.13	0	0	9399.2	0
willow	240	24	1986	3.81	0	4.25	0.4	-0.03	0	0	-0.54	0.13	0	0	9403.4	0
willow	241	24	1986	0.25	0	1.8	0.88	0	0	0	-1.68	0.13	0	0	9405.2	0
willow	242	24	1986	0	0	1.88	1.04	0.01	0	0	-2.01	0.13	0	0	9407.1	-0.01
willow	243	24	1986	0	0	1.46	0.89	0.01	0	0	-1.59	0.13	0	0	9408.6	0
willow	244	24	1986	0	0	1.15	0.78	0	0	0	-1.27	0.13	0	0	9409.7	0
willow	245	24	1986	0	0	0.79	0.6	0.01	0	0	-0.92	0.13	0	0	9410.5	0
willow	246	24	1986	0	0	1.32	0.72	0	0	0	-1.44	0.12	0	0	9411.8	-0.01
willow	247	24	1986	0	0	1.25	0.51	0	0	0	-1.38	0.12	0	0	9413.1	0
willow	248	24	1986	4.83	0	4.21	0.39	0	0	0	0.5	0.12	0	0	9417.3	-0.01
willow	249	24	1986	0	0	1.22	0.47	-0.02	0	0	-1.32	0.12	0	0	9418.5	-0.01
willow	250	24	1986	0	0	0.89	0.37	0	0	0	-1	0.12	0	0	9419.4	-0.01
willow	251	24	1986	0	0	0.71	0.42	-0.01	0	0	-0.82	0.12	0	0	9420.1	0
willow	252	24	1986	0	0	0.75	0.5	0.01	0	0	-0.87	0.12	0	0	9420.9	0
willow	253	24	1986	0	0	0.66	0.48	0.01	0	0	-0.79	0.12	0	0	9421.5	0
willow	254	24	1986	0	0	0.61	0.58	0.03	0	0	-0.77	0.12	0	0	9422.1	0.01
willow	255	24	1986	1.52	0	1.16	0.32	-0.01	0	0	0.25	0.12	0	0	9423.3	0
willow	256	24	1986	0	0	0.66	0.41	-0.02	0	0	-0.75	0.12	0	0	9423.9	-0.01
willow	257	24	1986	0	0	1.07	0.41	-0.02	0	0	-1.16	0.12	0	0	9425	-0.01
willow	258	24	1986	14.73	0	3.64	0.19	0.01	0	0	10.96	0.12	0	0	9428.6	0
willow	259	24	1986	1.78	0	3.32	1.07	-0.01	0	0	-1.65	0.12	0	0	9432	0
willow	260	24	1986	0	0	1.57	1.26	0	0	0	-1.68	0.12	0	0	9433.5	-0.01
willow	261	24	1986	0	0	1.03	0.8	0.01	0	0	-1.15	0.12	0	0	9434.6	0
willow	262	24	1986	0	0	0.53	0.38	0.02	0	0	-0.68	0.12	0	0	9435.1	0.01
willow	263	24	1986	14.99	1.16	2.23	0.05	-0.01	0	0	11.5	0.12	0	0	9437.3	-0.01
willow	264	24	1986	0	0	3.48	1.66	0	0	0	-2.43	0.11	0	0	9440.8	0
willow	265	24	1986	3.05	0	2.92	0.19	0	0	0	0.02	0.11	0	0	9443.7	-0.01
willow	266	24	1986	38.86	0.42	2.79	0.18	0.02	0	0	35.51	0.11	0	0	9446.5	0.01
willow	267	24	1986	0	0	3.45	2.58	-0.01	0	0	-3.13	0.11	0	0	9450	-0.01
willow	268	24	1986	0	0	2.97	2.45	0	0	0	-3.07	0.11	0	0	9452.9	-0.02
willow	269	24	1986	15.49	0	3.64	0.41	0.01	0	0	11.74	0.11	0	0	9456.6	-0.02
willow	270	24	1986	0	0	3.18	2.32	-0.02	0	0	-3.26	0.11	0	0	9459.8	-0.01
willow	271	24	1986	0	0	2.17	1.57	0	0	0	-2.28	0.11	0	0	9461.9	0
willow	272	24	1986	38.35	0	3.63	0.73	0.02	0	0	34.59	0.11	0	0	9465.6	-0.01
willow	273	24	1986	5.33	0	3.51	0.9	0.01	0	0	1.66	0.11	0	0	9469.1	0.05
willow	274	24	1986	0.51	0	3.27	2.1	-0.02	0	0	-2.85	0.11	0	0	9472.3	0
willow	275	24	1986	1.27	0	2.46	0.98	-0.01	0	0	-1.27	0.11	0	0	9474.8	-0.02
willow	276	24	1986	17.78	0.13	2.67	0.1	0	0	0	14.89	0.11	0	0	9477.5	-0.02
willow	277	24	1986	7.37	0	3.15	0.19	0	0	0	4.25	0.11	0	0	9480.6	-0.01
willow	278	24	1986	0	0	2.61	1.46	-0.01	0	0	-2.7	0.11	0	0	9483.2	-0.01
willow	279	24	1986	4.32	0	3.9	0.86	-0.01	0	0	0.32	0.11	0	0	9487.1	0
willow	280	24	1986	0	0	2.17	1.46	0	0	0	-2.27	0.11	0	0	9489.3	-0.01
willow	281	24	1986	0	0	2.06	1.71	0.01	0	0	-2.18	0.11	0	0	9491.4	0
willow	282	24	1986	1.02	0	2.8	1.36	0	0	0	-1.89	0.11	0	0	9494.2	0
willow	283	24	1986	0	0	2.02	1.04	-0.01	0	0	-2.11	0.11	0	0	9496.2	0
willow	284	24	1986	0	0	2.07	1.57	0	0	0	-2.18	0.1	0	0	9498.3	0
willow	285	24	1986	0	0	2.17	1.75	0.02	0	0	-2.28	0.1	0	0	9500.4	-0.01
willow	286	24	1986	22.1	0	2.36	0.28	0.02	0	0	19.62	0.1	0	0	9502.8	0
willow	287	24	1986	9.91	0	3.3	0.91	-0.01	0	0	6.54	0.1	0	0	9506.1	-0.03
willow	288	24	1986	0	0	2.83	1.41	-0.02	0	0	-2.91	0.1	0	0	9508.9	0
willow	289	24	1986	0.51	0	2.38	1.07	0	0	0	-1.98	0.1	0	0	9511.3	0
willow	290	24	1986	0.76	0	1.68	0.46	0	0	0	-1.02	0.1	0	0	9513	0
willow	291	24	1986	0	0	1.45	0.65	-0.01	0	0	-1.54	0.1	0	0	9514.4	0
willow	292	24	1986	0	0	2.03	0.98	0	0	0	-2.14	0.1	0	0	9516.5	0.02
willow	293	24	1986	0	0	0.93	0.57	0.01	0	0	-1.06	0.1	0	0	9517.4	0.02
willow	294	24	1986	0	0	1.2	0.58	0.01	0	0	-1.31	0.1	0	0	9518.6	0
willow	295	24	1986	0	0	1.22	0.74	0	0	0	-1.33	0.1	0	0	9519.8	0.01
willow	296	24	1986	0.25	0	1.94	0.55	0	0	0	-1.7	0.1	0	0	9521.8	-0.08
willow	297	24	1986	0	0	1.75	0.41	-0.01	0	0	-1.85	0.1	0	0	9523.5	0.01
willow	298	24	1986	0	0	1.42	0.42	0	0	0	-1.52	0.1	0	0	9524.9	0
willow	299	24	1986	9.91	0	1.67	0.1	0.01	0	0	8.12	0.1	0	0	9526.6	0.01
willow	300	24	1986	2.03	0	1.2	0.13	0	0	0	0.71	0.1	0	0	9527.8	0.02
willow	301	24	1986	1.02	0	1.25	0.15	0	0	0	-0.3	0.1	0	0	9529	-0.03
willow	302	24	1986	2.79	0	1.35	0.22	0	0	0	1.37	0.1	0	0	9530.4	-0.02
willow	303	24	1986	2.79	0	1.58	0.09	-0.01	0	0	1.12	0.1	0	0	9532	0
willow	304	24	1986	0	0	1.33	0.07	-0.01	0	0	-1.43	0.1	0	0	9533.3	0
willow	305	24	1986	0	0	2.87	0	0	0	0	-2.96	0.1	0	0	9536.2	0
willow	306	24	1986	7.87	0	2.37	0	0	0	0	5.41	0.09	0	0	9538.5	0
willow	307	24	1986	0	0	1.43	0	0	0	0	-1.53	0.09	0	0	9540	0
willow	308	24	1986	2.03	0	1.44	0	0	0	0	0.5	0.09	0	0	9541.4	0
willow	309	24	1986	6.35	0	0.98	0	0	6.18	0	-0.91	0.09	0	0	9542.4	0
willow	310	24	1986	5.08	0	-0.29	0	0	-6.18	0	11.47	0.09	0	0	9542.1	0
willow	311	24	1986	0	0	0.81	0	0	0	0	-0.9	0.09	0	0	9542.9	0
willow	312	24	1986	1.52	0	0.73	0	0	0	0	0.7	0.09	0	0	9543.6	0
willow	313	24	1986	5.59	0	2.28	0	0	0	0	3.22	0.09	0	0	9545.9	0
willow	314	24	1986	0	0	3.5	0	0	0	0	-3.59	0.09	0	0	9549.4	0
willow	315	24	1986	6.6	0	0.4	0	0	0	0	6.12	0.09	0	0	9549.8	0
willow	316	24	1986	0	0	1.11	0	0	0	0	-1.2	0.09	0	0	9550.9	0
willow	317	24	1986	3.3	0	2.07	0	0	2.65	0	-1.51	0.09	0	0	9553	0
willow	318	24	1986	1.52	0	0.55	0	0	1.26	0	-0.38	0.09	0	0	9553.5	0
willow	319	24	1986	0	0	0.17	0	0	0.08	0	-0.33	0.09	0	0	9553.7	0
willow	320	24	1986	0	0	-0.14	0	0	-0.79	0	0.84	0.09	0	0	9553.6	0
willow	321	24	1986	0.25	0	-0.39	0	0	-3.2	0	3.76	0.09	0	0	9553.2	0
willow	322	24	1986	2.79	0	0.71	0	0	0	0	2	0.09	0	0	9553.9	0
willow	323	24	1986	2.29	0	0.94	0	0	2.34	0	-1.08	0.09	0	0	9554.8	0
willow	324	24	1986	14.99	0	0.15	0	0	14.97	0	-0.22	0.09	0	0	9555	0
willow	325	24	1986	2.54	0	-0.1	0	0	2.66	0	-0.11	0.09	0	0	9554.9	0
willow	326	24	1986	0	0	-0.16	0	0	0.22	0	-0.15	0.09	0	0	9554.7	0
willow	327	24	1986	1.02	0	-0.01	0	0	-1.28	0	2.23	0.09	0	0	9554.7	0
willow	328	24	1986	0	0	-0.25	0	0	-12.93	0	13.09	0.09	0	0	9554.5	0
willow	329	24	1986	0	0	0.08	0	0	-3.53	0	3.36	0.09	0	0	9554.5	0
willow	330	24	1986	30.73	0	-0.35	0	0	-2.45	0	33.39	0.09	0	0	9554.2	0.06
willow	331	24	1986	0.51	0	0.69	0	0	0	0	-0.26	0.09	0	0	9554.9	0
willow	332	24	1986	0	0	0.59	0	0	0	0	-0.67	0.09	0	0	9555.5	0

Attachment D-1
Honeywell
Wastebeds 9-15 SWSR Pre-Design Investigation
SHAW Output Data

RUN	DAY	HR	YR	PRECIP	precip INTRCP	ET	TRANSP	CANOPY chg in storage	SNOW chg in storage	RESIDUE chg in storage	SOIL chg in storage	PERC	RUNOFF	PONDED	Etcum	ERROR
willow	333	24	1986	0	0	0.96	0	0	0	0	-1.05	0.09	0	0	9556.4	0
willow	334	24	1986	0	0	2.07	0	0	0	0	-2.16	0.09	0	0	9558.5	0
willow	335	24	1986	0	0	0.9	0	0	0	0	-0.98	0.09	0	0	9559.4	0
willow	336	24	1986	25.4	0	0.57	0	0	24.97	0	-0.23	0.09	0	0	9560	0
willow	337	24	1986	16.26	0	-0.33	0	0	-4.81	0	21.31	0.09	0	0	9559.6	0
willow	338	24	1986	0.51	0	0.89	0	0	-1.4	0	0.93	0.09	0	0	9560.5	0
willow	339	24	1986	0	0	0.73	0	0	-0.66	0	-0.15	0.08	0	0	9561.2	0
willow	340	24	1986	0	0	0.19	0	0	-0.13	0	-0.15	0.08	0	0	9561.4	0
willow	341	24	1986	7.11	0	-0.09	0	0	7.29	0	-0.17	0.08	0	0	9561.3	0
willow	342	24	1986	1.78	0	0.19	0	0	1.7	0	-0.19	0.08	0	0	9561.5	0
willow	343	24	1986	16	0	0.23	0	0	14.3	0	1.39	0.08	0	0	9561.8	0
willow	344	24	1986	0	0	0.33	0	0	-3.05	0	2.63	0.08	0	0	9562.1	0
willow	345	24	1986	0	0	0.26	0	0	-0.37	0	0.03	0.08	0	0	9562.4	0
willow	346	24	1986	2.29	0	0.13	0	0	2.21	0	-0.13	0.08	0	0	9562.5	0
willow	347	24	1986	0.51	0	0.25	0	0	0.35	0	-0.18	0.08	0	0	9562.7	0
willow	348	24	1986	0	0	0.18	0	0	-0.1	0	-0.17	0.08	0	0	9562.9	0
willow	349	24	1986	0	0	0	0	0	-1.39	0	1.31	0.08	0	0	9562.9	0
willow	350	24	1986	0	0	-0.04	0	0	-0.47	0	0.43	0.08	0	0	9562.9	0
willow	351	24	1986	0	0	-0.09	0	0	-0.81	0	0.82	0.08	0	0	9562.8	0
willow	352	24	1986	2.79	0	-0.2	0	0	-2.08	0	4.98	0.08	0	0	9562.6	0
willow	353	24	1986	0	0	-0.1	0	0	-2.79	0	2.81	0.08	0	0	9562.5	0
willow	354	24	1986	0.25	0	-0.05	0	0	-0.3	0	0.52	0.08	0	0	9562.4	0
willow	355	24	1986	0	0	0.07	0	0	0	0	-0.15	0.08	0	0	9562.5	0
willow	356	24	1986	0	0	0.18	0	0	-0.31	0	0.05	0.08	0	0	9562.7	0
willow	357	24	1986	0	0	0.15	0	0	-0.12	0	-0.12	0.08	0	0	9562.8	0
willow	358	24	1986	6.86	0	0.12	0	0	-2.26	0	8.91	0.09	0	0	9563	0
willow	359	24	1986	4.32	0	-0.39	0	0	-10.61	0	15.24	0.09	0	0	9562.6	-0.01
willow	360	24	1986	0.51	0	-0.09	0	0	-4.55	0	5.06	0.09	0	0	9562.5	0
willow	361	24	1986	0	0	0.04	0	0	-3.16	0	3.03	0.09	0	0	9562.5	0
willow	362	24	1986	0	0	0.14	0	0	-2.54	0	2.31	0.09	0	0	9562.7	0
willow	363	24	1986	0	0	0.16	0	0	-2.98	0	2.73	0.09	0	0	9562.8	0
willow	364	24	1986	0	0	0.34	0	0	-0.67	0	0.25	0.09	0	0	9563.2	0
willow	365	24	1986	0	0	0.32	0	0	-0.71	0	0.31	0.09	0	0	9563.5	0
willow	1	24	1987	0	0	0.77	0	0	-0.46	0	-0.4	0.09	0	0	9564.2	0
willow	2	24	1987	23.37	0	0.11	0	0	23.42	0	-0.25	0.09	0	0	9564.4	0
willow	3	24	1987	1.78	0	-0.19	0	0	2.02	0	-0.14	0.09	0	0	9564.2	0
willow	4	24	1987	0	0	-0.01	0	0	0.09	0	-0.17	0.09	0	0	9564.2	0
willow	5	24	1987	0	0	-0.05	0	0	0.16	0	-0.2	0.09	0	0	9564.1	0
willow	6	24	1987	0	0	0.02	0	0	0.05	0	-0.16	0.09	0	0	9564.1	0
willow	7	24	1987	4.57	0	-0.14	0	0	1.89	0	-0.06	0.09	2.79	0	9564	0
willow	8	24	1987	1.27	0	0.1	0	0	1.22	0	-0.15	0.09	0	0	9564.1	0
willow	9	24	1987	0.76	0	-0.04	0	0	0.84	0	-0.12	0.1	0	0	9564	0
willow	10	24	1987	5.33	0	-0.22	0	0	5.58	0	-0.13	0.1	0	0	9563.8	0
willow	11	24	1987	4.32	0	-0.24	0	0	4.58	0	-0.12	0.1	0	0	9563.6	0
willow	12	24	1987	2.79	0	-0.1	0	0	2.9	0	-0.11	0.1	0	0	9563.5	0
willow	13	24	1987	0	0	0.27	0	0	-0.26	0	-0.11	0.1	0	0	9563.8	0
willow	14	24	1987	0	0	-0.11	0	0	0.14	0	-0.13	0.1	0	0	9563.6	0
willow	15	24	1987	4.57	0	-0.4	0	0	-2.28	0	-0.08	0.1	7.22	0	9563.2	0
willow	16	24	1987	0	0	0.54	0	0	-0.49	0	-0.15	0.11	0	0	9563.8	0
willow	17	24	1987	0	0	0.16	0	0	-0.08	0	-0.19	0.11	0	0	9563.9	0
willow	18	24	1987	1.27	0	0.34	0	0	0.97	0	-0.16	0.11	0	0	9564.3	0
willow	19	24	1987	6.1	0	-0.02	0	0	6.15	0	-0.15	0.11	0	0	9564.3	0
willow	20	24	1987	0.25	0	0.06	0	0	0.23	0	-0.15	0.11	0	0	9564.3	0
willow	21	24	1987	0	0	0.32	0	0	-0.29	0	-0.15	0.12	0	0	9564.6	0
willow	22	24	1987	8.13	0	-0.09	0	0	8.26	0	-0.16	0.12	0	0	9564.6	0
willow	23	24	1987	2.79	0	0.15	0	0	2.68	0	-0.15	0.12	0	0	9564.7	0
willow	24	24	1987	0	0	0.5	0	0	-0.47	0	-0.16	0.12	0	0	9565.2	0
willow	25	24	1987	0	0	0.19	0	0	-0.15	0	-0.17	0.13	0	0	9565.4	0
willow	26	24	1987	0	0	0.04	0	0	0.01	0	-0.18	0.13	0	0	9565.4	0
willow	27	24	1987	0	0	0.02	0	0	0.04	0	-0.2	0.13	0	0	9565.5	0
willow	28	24	1987	0	0	0	0	0	0.06	0	-0.2	0.13	0	0	9565.5	0
willow	29	24	1987	1.78	0	-0.12	0	0	1.94	0	-0.18	0.14	0	0	9565.3	0
willow	30	24	1987	6.86	0	0.06	0	0	6.83	0	-0.17	0.14	0	0	9565.4	0
willow	31	24	1987	1.02	0	0.19	0	0	0.83	0	-0.16	0.14	0	0	9565.6	0
willow	32	24	1987	0	0	0.17	0	0	-0.15	0	-0.16	0.15	0	0	9565.8	0
willow	33	24	1987	0	0	0.03	0	0	-1.19	0	-0.13	0.15	1.14	0	9565.8	0
willow	34	24	1987	2.79	0	-0.16	0	0	-0.62	0	-0.12	0.15	3.54	0	9565.6	0
willow	35	24	1987	6.1	0	0.09	0	0	6.01	0	-0.16	0.16	0	0	9565.7	0
willow	36	24	1987	0.25	0	-0.03	0	0	0.32	0	-0.19	0.16	0	0	9565.7	0
willow	37	24	1987	0	0	-0.01	0	0	0.04	0	-0.19	0.16	0	0	9565.7	0
willow	38	24	1987	0.25	0	0	0	0	-0.55	0	-0.16	0.17	0.79	0	9565.7	0
willow	39	24	1987	1.78	0	-0.02	0	0	1.79	0	-0.16	0.17	0	0	9565.7	0
willow	40	24	1987	1.52	0	0.47	0	0	1.08	0	-0.2	0.17	0	0	9566.1	0
willow	41	24	1987	1.27	0	-0.11	0	0	1.4	0	-0.2	0.17	0	0	9566	0
willow	42	24	1987	0	0	0.12	0	0	-0.09	0	-0.2	0.18	0	0	9566.1	0
willow	43	24	1987	0	0	0.1	0	0	-0.07	0	-0.21	0.18	0	0	9566.2	0
willow	44	24	1987	1.02	0	0.35	0	0	0.7	0	-0.22	0.18	0	0	9566.6	0
willow	45	24	1987	0	0	0.01	0	0	0.04	0	-0.24	0.19	0	0	9566.6	0
willow	46	24	1987	0	0	0.05	0	0	0.01	0	-0.25	0.19	0	0	9566.7	0
willow	47	24	1987	0	0	0.06	0	0	-0.01	0	-0.25	0.19	0	0	9566.7	0
willow	48	24	1987	0	0	0.08	0	0	-0.04	0	-0.24	0.2	0	0	9566.8	0
willow	49	24	1987	0	0	0.1	0	0	-0.07	0	-0.23	0.2	0	0	9566.9	0
willow	50	24	1987	0	0	0.14	0	0	-0.1	0	-0.24	0.2	0	0	9567	0
willow	51	24	1987	0	0	0.12	0	0	-0.08	0	-0.24	0.2	0	0	9567.2	0
willow	52	24	1987	0	0	0.04	0	0	-0.01	0	-0.24	0.21	0	0	9567.2	0
willow	53	24	1987	0	0	0.11	0	0	-0.09	0	-0.23	0.21	0	0	9567.3	0
willow	54	24	1987	0.25	0	0.5	0	0	-0.24	0	-0.22	0.21	0	0	9567.8	0
willow	55	24	1987	0	0	0.59	0	0	-0.58	0	-0.23	0.21	0	0	9568.4	0
willow	56	24	1987	0	0	0.22	0	0	-0.19	0	-0.24	0.22	0	0	9568.6	0
willow	57	24	1987	0	0	0.14	0	0	-0.11	0	-0.25	0.22	0	0	9568.8	0
willow	58	24	1987	0	0	0.12	0	0	-0.1	0	-0.24	0.22	0	0	9568.9	0
willow	59	24	1987	0.76	0	0.06	0	0	0.08	0	-0.21	0.22	0.61	0	9568.9	0
willow	60	24	1987	24.13	0	-0.09	0	0	-6.13	0	-0.19	0.23	30.33	0	9568.9	0
willow	61	24	1987	3.3	0	-0.12	0	0	-12.61	0	-0.21	0.23	16.01	0	9568.7	0
willow	62	24	1987	0.25	0	0.39	0	0	-2.81	0	-0.2	0.23	2.65	0	9569.1	0
willow	63	24	1987	0	0	0.46	0	0	-2.07	0	-0.24	0.23	1.61	0	9569.6	0
willow	64	24	1987	0	0	0.21	0	0	-3.67	0	-0.24	0.23	3.46	0	9569.8	0
willow	65	24	1987	0	0	0.1	0	0	-14.64	0	-0.25	0.24	14.56	0	9569.9	0
willow	66	24	1987	0	0	0	0	0	-17.61	0	0.56	0.24	16.81	0	9569.9	0
willow	67	24	1987	0	0	-0.17	0	0	-12.54	0	11.06	0.24	1.41	0	9569.7	0
willow	68	24	1987	0	0	2	0	0	-1.74	0	-0.5	0.24	0	0	9571.7	0
willow	69	24	1987	0	0	1.58	0	0	-1.47	0	-0.35	0.24	0	0	9573.3	0
willow	70	24	1987	0	0	0.81	0	0	-0.68	0	-0.37	0.24	0	0	9574.1	0

Attachment D-1
Honeywell
Wastebeds 9-15 SWSR Pre-Design Investigation
SHAW Output Data

RUN	DAY	HR	YR	PRECIP	precip INTRCP	ET	TRANSP	CANOPY chg in storage	SNOW chg in storage	RESIDUE chg in storage	SOIL chg in storage	PERC	RUNOFF	PONDED	Etcum	ERROR
willow	71	24	1987	0	0	0.61	0	0	-0.52	0	-0.34	0.24	0	0	9574.7	0
willow	72	24	1987	0	0	1.05	0	0	-0.9	0	-0.39	0.24	0	0	9575.8	0
willow	73	24	1987	0	0	1.23	0	0	-0.73	0	-0.75	0.25	0	0	9577	0
willow	74	24	1987	0	0	1.61	0	0	0	0	-1.86	0.25	0	0	9578.6	0
willow	75	24	1987	0	0	2.59	0	0	0	0	-2.84	0.25	0	0	9581.2	0
willow	76	24	1987	0	0	2.56	0	0	0	0	-2.81	0.25	0	0	9583.8	0
willow	77	24	1987	0	0	2.15	0	0	0	0	-2.4	0.25	0	0	9585.9	0
willow	78	24	1987	0	0	1.41	0	0	0	0	-1.66	0.25	0	0	9587.3	0
willow	79	24	1987	0.25	0	2.01	0	0	0	0	-2	0.25	0	0	9589.3	0
willow	80	24	1987	0	0	2.34	0	0	0	0	-2.59	0.25	0	0	9591.7	0
willow	81	24	1987	0	0	3.19	0	0	0	0	-3.44	0.25	0	0	9594.9	0
willow	82	24	1987	0	0	2.81	0	0	0	0	-3.06	0.25	0	0	9597.7	0
willow	83	24	1987	0	0	2.84	0	0	0	0	-3.09	0.25	0	0	9600.5	0
willow	84	24	1987	6.35	0	2.13	0	0	0	0	3.96	0.25	0	0	9602.7	0
willow	85	24	1987	1.78	0	3.86	0	0	0	0	-2.33	0.25	0	0	9606.5	0
willow	86	24	1987	0.25	0	2.83	0	0	0	0	-2.82	0.25	0	0	9609.3	0
willow	87	24	1987	0	0	1.93	0	0	0	0	-2.18	0.25	0	0	9611.3	0
willow	88	24	1987	0	0	3.99	0	0	0	0	-4.25	0.25	0	0	9615.3	0
willow	89	24	1987	1.02	0	5.83	0	0	0	0	-5.07	0.25	0	0	9621.1	0
willow	90	24	1987	9.91	0	4.37	0	0	0	0	5.28	0.25	0	0	9625.5	0
willow	91	24	1987	0.51	0	3.07	0	0	0	0	-2.82	0.25	0	0	9628.5	0
willow	92	24	1987	6.86	0	1.14	0	0	0	0	5.46	0.26	0	0	9629.7	0
willow	93	24	1987	0	0	2.11	0	0	0	0	-2.36	0.26	0	0	9631.8	0
willow	94	24	1987	15.49	0	2.06	0	0	0	0	13.19	0.26	0	0	9633.8	-0.01
willow	95	24	1987	0.76	0	2.78	0	0	0	0	-2.27	0.26	0	0	9636.6	0
willow	96	24	1987	5.84	0	2.16	0	0	0	0	3.42	0.26	0	0	9638.8	0
willow	97	24	1987	2.79	0	3.24	0	0	0	0	-0.7	0.26	0	0	9642	0
willow	98	24	1987	0	0	2.7	0	0	0	0	-2.96	0.26	0	0	9644.7	0
willow	99	24	1987	0	0	2.9	0	0	0	0	-3.15	0.26	0	0	9647.6	0
willow	100	24	1987	0	0	3.38	0	0	0	0	-3.64	0.26	0	0	9651	0
willow	101	24	1987	0	0	4.05	0	0	0	0	-4.31	0.26	0	0	9655	0
willow	102	24	1987	17.27	0	4.27	0	0	0	0	12.74	0.26	0	0	9659.3	0
willow	103	24	1987	12.19	0	4.37	0	0	0	0	7.57	0.26	0	0	9663.7	0
willow	104	24	1987	0	0	3.71	0	0	0	0	-3.96	0.26	0	0	9667.4	0
willow	105	24	1987	1.02	0	3.76	0	0	0	0	-3	0.26	0	0	9671.2	0
willow	106	24	1987	0	0	3.77	0	0	0	0	-4.03	0.26	0	0	9674.9	0
willow	107	24	1987	2.54	0	2.36	0	0	0	0	-0.08	0.26	0	0	9677.3	0
willow	108	24	1987	0	0	4.88	0	0	0	0	-5.13	0.26	0	0	9682.2	0
willow	109	24	1987	0	0	2.68	0	0	0	0	-2.94	0.26	0	0	9684.9	0
willow	110	24	1987	0	0	3.49	0	0	0	0	-3.75	0.26	0	0	9688.3	0
willow	111	24	1987	0	0	5.61	0	0	0	0	-5.87	0.26	0	0	9694	0
willow	112	24	1987	0	0	4.52	0	0	0	0	-4.78	0.26	0	0	9698.5	0
willow	113	24	1987	0.51	0	5.63	0	0	0	0	-5.38	0.26	0	0	9704.1	0
willow	114	24	1987	6.35	0	2.59	0	0	0	0	3.5	0.26	0	0	9706.7	0
willow	115	24	1987	0	0	2.65	0	0	0	0	-2.91	0.26	0	0	9709.3	0
willow	116	24	1987	0	0	3.98	0	0	0	0	-4.25	0.26	0	0	9713.3	0
willow	117	24	1987	0	0	5.71	0	0	0	0	-5.98	0.26	0	0	9719	0
willow	118	24	1987	5.33	0	4.09	0	0	0	0	0.98	0.26	0	0	9723.1	0
willow	119	24	1987	2.54	0	3.58	0	0	0	0	-1.3	0.27	0	0	9726.7	0
willow	120	24	1987	4.06	0	3.92	0	0	0	0	-0.12	0.27	0	0	9730.6	0
willow	121	24	1987	0	0	4.13	0.09	0	0	0	-4.4	0.27	0	0	9734.8	0
willow	122	24	1987	0	0	4.43	0.31	0	0	0	-4.68	0.27	0	0	9739.2	-0.01
willow	123	24	1987	0	0	2.42	0.33	0	0	0	-2.69	0.27	0	0	9741.6	0
willow	124	24	1987	0	0	3.13	0.64	0	0	0	-3.39	0.27	0	0	9744.7	-0.01
willow	125	24	1987	0	0	2.88	1.14	0	0	0	-3.15	0.27	0	0	9747.6	0
willow	126	24	1987	0	0	1.76	1.54	0	0	0	-2.03	0.27	0	0	9749.4	0
willow	127	24	1987	0	0	1.73	1.54	0	0	0	-1.99	0.27	0	0	9751.1	-0.01
willow	128	24	1987	0	0	2.73	2.27	0	0	0	-3	0.27	0	0	9753.8	0
willow	129	24	1987	0	0	3.57	3.51	0	0	0	-3.84	0.28	0	0	9757.4	0
willow	130	24	1987	0	0	2.91	3.02	0	0	0	-3.18	0.28	0	0	9760.3	-0.01
willow	131	24	1987	0	0	3.58	3.61	0	0	0	-3.85	0.28	0	0	9763.9	-0.01
willow	132	24	1987	2.03	0	2.96	1.6	0	0	0	-1.19	0.28	0	0	9766.8	-0.01
willow	133	24	1987	0	0	4.1	3.27	0	0	0	-4.37	0.28	0	0	9770.9	-0.01
willow	134	24	1987	0	0	3.3	3.38	0	0	0	-3.57	0.28	0	0	9774.2	0
willow	135	24	1987	3.56	0	5.05	2.13	0	0	0	-1.77	0.28	0	0	9779.3	0
willow	136	24	1987	0	0	4.01	3.28	0	0	0	-4.28	0.28	0	0	9783.3	-0.01
willow	137	24	1987	0	0	2.86	3.09	0	0	0	-3.14	0.28	0	0	9786.2	-0.01
willow	138	24	1987	1.78	0	2.8	1.57	0	0	0	-1.3	0.28	0	0	9789	0
willow	139	24	1987	0	0	1.69	1.67	0	0	0	-1.96	0.28	0	0	9790.6	-0.01
willow	140	24	1987	0.25	0	2.19	1.89	0	0	0	-2.22	0.28	0	0	9792.8	0
willow	141	24	1987	0	0	2.73	2.68	0	0	0	-3.01	0.28	0	0	9795.6	0
willow	142	24	1987	14.22	0	3.59	0.88	0	0	0	10.35	0.28	0	0	9799.2	0.01
willow	143	24	1987	0	0	4.86	3.72	0	0	0	-5.12	0.28	0	0	9804	-0.02
willow	144	24	1987	0	0	3.96	2.61	0	0	0	-4.22	0.28	0	0	9808	-0.02
willow	145	24	1987	0	0	3.55	2.74	0	0	0	-3.83	0.28	0	0	9811.5	0
willow	146	24	1987	0.25	0	2.79	2.12	0	0	0	-2.81	0.28	0	0	9814.3	-0.01
willow	147	24	1987	0	0	4.63	3.4	0	0	0	-4.89	0.28	0	0	9818.9	-0.01
willow	148	24	1987	13.72	0	6.52	2.42	0	0	0	6.93	0.28	0	0	9825.5	-0.02
willow	149	24	1987	0	0	5.22	4.44	0	0	0	-5.47	0.28	0	0	9830.7	-0.02
willow	150	24	1987	0	0	4.91	4.09	0	0	0	-5.17	0.28	0	0	9835.6	-0.03
willow	151	24	1987	0	0	3.77	2.74	0	0	0	-4.03	0.28	0	0	9839.4	-0.02
willow	152	24	1987	1.27	0	4.18	2.23	0	0	0	-3.17	0.28	0	0	9843.6	-0.02
willow	153	24	1987	3.81	0.39	3.25	0.24	0	0	0	-0.12	0.28	0	0	9846.8	0.01
willow	154	24	1987	6.86	0	5.59	0.7	0	0	0	1.39	0.28	0	0	9852.4	-0.01
willow	155	24	1987	11.68	0.45	3.93	0.23	0	0	0	7.05	0.28	0	0	9856.3	-0.02
willow	156	24	1987	0	0	4.57	3.3	0	0	0	-4.38	0.28	0	0	9860.9	-0.02
willow	157	24	1987	0	0	3.98	2.91	0	0	0	-4.22	0.28	0	0	9864.9	-0.03
willow	158	24	1987	3.81	0	4.76	0.95	0	0	0	-1.22	0.27	0	0	9869.6	-0.01
willow	159	24	1987	2.54	0	3.72	1.3	0	0	0	-1.46	0.27	0	0	9873.4	0
willow	160	24	1987	0.76	0	2.9	1.31	0	0	0	-2.39	0.27	0	0	9876.3	-0.02
willow	161	24	1987	0	0	3.12	2.08	0	0	0	-3.37	0.27	0	0	9879.4	-0.02
willow	162	24	1987	0	0	2.42	1.81	0	0	0	-2.68	0.27	0	0	9881.8	-0.01
willow	163	24	1987	9.91	0	5.87	1.31	0.01	0	0	3.77	0.27	0	0	9887.7	0
willow	164	24	1987	0	0	2.9	2.1	0	0	0	-3.14	0.27	0	0	9890.6	-0.03
willow	165	24	1987	0	0	2.75	2.04	0	0	0	-2.98	0.27	0	0	9893.3	-0.03
willow	166	24	1987	0	0	2.72	1.71	0	0	0	-2.95	0.27	0	0	9896	-0.03
willow	167	24	1987	0	0	2.28	1.41	0	0	0	-2.53	0.26	0	0	9898.3	-0.02
willow	168	24	1987	0	0	1.75	1.01	0	0	0	-2	0.26	0	0	9900.1	-0.02
willow	169	24	1987	0	0	2.02	1.16	0	0	0	-2.27	0.26	0	0	9902.1	-0.02
willow	170	24	1987	0	0	1.87	1.19	0	0	0	-2.12	0.26	0	0	9903.9	-0.02
willow	171	24	1987	0	0	1.82	1.04	0	0	0	-2.07	0.26	0	0	9905.8	-0.01
willow	172	24	1987	0.76	0	1.43	0.7	0	0	0	-0.92	0.26	0	0	9907.2	-0.01
willow	173	24	1987	69.6	0	4.93	0.52	0.01	0	0	64.4	0.26	0	0	9912.1	0.01

Attachment D-1
Honeywell
Wastebeds 9-15 SWSR Pre-Design Investigation
SHAW Output Data

RUN	DAY	HR	YR	PRECIP	precip INTRCP	ET	TRANSP	CANOPY chg in storage	SNOW chg in storage	RESIDUE chg in storage	SOIL chg in storage	PERC	RUNOFF	PONDED	Etcum	ERROR
willow	174	24	1987	0.76	0	4.72	3.77	0	0	0	-4.18	0.26	0	0	9916.8	-0.03
willow	175	24	1987	0	0	5.84	5.52	0	0	0	-6.06	0.25	0	0	9922.7	-0.03
willow	176	24	1987	0	0	6.25	5.88	0	0	0	-6.48	0.25	0	0	9928.9	-0.02
willow	177	24	1987	7.11	0	6.17	1.04	0	0	0	0.72	0.25	0	0	9935.1	-0.02
willow	178	24	1987	0	0	4.03	3.78	0	0	0	-4.27	0.25	0	0	9939.1	-0.01
willow	179	24	1987	0	0	7.04	5.98	0	0	0	-7.27	0.25	0	0	9946.2	-0.02
willow	180	24	1987	0	0	6.28	5.98	0	0	0	-6.52	0.25	0	0	9952.5	-0.01
willow	181	24	1987	9.14	0	6.95	1.89	0	0	0	1.95	0.25	0	0	9959.4	-0.01
willow	182	24	1987	0	0	2.79	2.64	0	0	0	-3.02	0.24	0	0	9962.2	-0.02
willow	183	24	1987	15.49	2.22	2.85	0.24	0	0	0	10.18	0.24	0	0	9965	-0.01
willow	184	24	1987	0.25	0	6.56	3.76	0	0	0	-4.32	0.24	0	0	9971.6	0
willow	185	24	1987	1.78	0	6.53	4.27	0	0	0	-4.97	0.24	0	0	9978.1	-0.02
willow	186	24	1987	0	0	5.98	5.61	0	0	0	-6.2	0.24	0	0	9984.1	-0.02
willow	187	24	1987	0	0	6.11	5.65	0	0	0	-6.34	0.24	0	0	9990.2	-0.01
willow	188	24	1987	0.25	0	5.18	4.45	0	0	0	-5.15	0.24	0	0	9995.4	-0.02
willow	189	24	1987	4.06	0	5.87	1.99	0	0	0	-2.04	0.23	0	0	10001.3	-0.01
willow	190	24	1987	0	0	4.61	4.24	0	0	0	-4.82	0.23	0	0	10005.9	-0.02
willow	191	24	1987	0	0	3.95	3.53	0	0	0	-4.15	0.23	0	0	10009.8	-0.02
willow	192	24	1987	4.57	0	5.97	1.53	0	0	0	-1.63	0.23	0	0	10015.8	0
willow	193	24	1987	0	0	2.34	2.13	0	0	0	-2.55	0.23	0	0	10018.2	-0.02
willow	194	24	1987	0	0	2.71	2.29	0	0	0	-2.91	0.23	0	0	10020.9	-0.02
willow	195	24	1987	24.13	0	7.23	1.85	0	0	0	16.71	0.23	0	0	10028.1	-0.03
willow	196	24	1987	0	0	3.39	2.82	-0.01	0	0	-3.58	0.22	0	0	10031.5	-0.03
willow	197	24	1987	0	0	4.82	4.42	0	0	0	-5.03	0.22	0	0	10036.3	-0.02
willow	198	24	1987	0	0	3.98	3.71	0	0	0	-4.19	0.22	0	0	10040.3	-0.02
willow	199	24	1987	0	0	2.64	2.5	0.01	0	0	-2.86	0.22	0	0	10042.9	-0.01
willow	200	24	1987	0	0	2.9	2.58	0	0	0	-3.11	0.22	0	0	10045.8	-0.01
willow	201	24	1987	2.54	0	3.64	1.1	0	0	0	-1.31	0.22	0	0	10049.5	-0.01
willow	202	24	1987	0	0	2.01	1.72	0	0	0	-2.21	0.22	0	0	10051.5	-0.01
willow	203	24	1987	0	0	1.38	1.16	0	0	0	-1.59	0.21	0	0	10052.9	-0.01
willow	204	24	1987	0	0	1.98	1.59	0	0	0	-2.18	0.21	0	0	10054.8	-0.02
willow	205	24	1987	0	0	1.68	1.3	0	0	0	-1.9	0.21	0	0	10056.5	0
willow	206	24	1987	0	0	1.18	0.86	0	0	0	-1.39	0.21	0	0	10057.7	0
willow	207	24	1987	1.02	0	2.3	0.77	-0.01	0	0	-1.47	0.21	0	0	10060	-0.02
willow	208	24	1987	0	0	1.15	0.66	-0.01	0	0	-1.34	0.21	0	0	10061.2	-0.01
willow	209	24	1987	0	0	1.21	0.64	0	0	0	-1.4	0.21	0	0	10062.4	-0.01
willow	210	24	1987	0	0	1.18	0.74	0	0	0	-1.38	0.2	0	0	10063.6	-0.01
willow	211	24	1987	0.76	0	1.9	0.77	0.01	0	0	-1.35	0.2	0	0	10065.5	0
willow	212	24	1987	0	0	1.21	0.7	-0.01	0	0	-1.38	0.2	0	0	10066.7	-0.03
willow	213	24	1987	0	0	1.06	0.68	0	0	0	-1.25	0.2	0	0	10067.7	-0.02
willow	214	24	1987	8.89	0	5.23	0.1	0.01	0	0	3.45	0.2	0	0	10073	0
willow	215	24	1987	0	0	1.11	0.68	0.01	0	0	-1.32	0.2	0	0	10074.1	0
willow	216	24	1987	0	0	1.04	0.69	0	0	0	-1.21	0.2	0	0	10075.1	-0.03
willow	217	24	1987	0	0	1.24	0.51	-0.01	0	0	-1.4	0.2	0	0	10076.4	-0.02
willow	218	24	1987	0	0	0.98	0.61	0	0	0	-1.17	0.19	0	0	10077.3	-0.01
willow	219	24	1987	0	0	0.71	0.53	0	0	0	-0.9	0.19	0	0	10078	-0.01
willow	220	24	1987	0	0	0.8	0.51	0	0	0	-0.97	0.19	0	0	10078.8	-0.01
willow	221	24	1987	16.76	0	5.47	0.14	0	0	0	11.11	0.19	0	0	10084.3	-0.01
willow	222	24	1987	0	0	3.69	3.34	0	0	0	-3.87	0.19	0	0	10088	-0.01
willow	223	24	1987	0	0	1.86	1.5	0	0	0	-2.02	0.19	0	0	10089.9	-0.03
willow	224	24	1987	0	0	1.44	1.05	0	0	0	-1.61	0.19	0	0	10091.3	-0.02
willow	225	24	1987	0	0	1.3	0.93	0	0	0	-1.48	0.19	0	0	10092.6	-0.01
willow	226	24	1987	0	0	1.34	0.95	0	0	0	-1.51	0.18	0	0	10093.9	-0.02
willow	227	24	1987	0	0	1.12	0.81	0	0	0	-1.31	0.18	0	0	10095.1	-0.01
willow	228	24	1987	0	0	1.04	0.76	0	0	0	-1.24	0.18	0	0	10096.1	0.01
willow	229	24	1987	4.06	0	4.59	0.54	0	0	0	-0.71	0.18	0	0	10100.7	0
willow	230	24	1987	0	0	0.9	0.48	-0.01	0	0	-1.07	0.18	0	0	10101.6	0
willow	231	24	1987	2.54	0	3.23	0.46	0	0	0	-0.87	0.18	0	0	10104.8	-0.01
willow	232	24	1987	0	0	1.29	0.56	-0.01	0	0	-1.44	0.18	0	0	10106.1	-0.02
willow	233	24	1987	0	0	1.06	0.63	0	0	0	-1.22	0.18	0	0	10107.2	-0.01
willow	234	24	1987	1.78	0	2.47	0.47	0.01	0	0	-0.88	0.18	0	0	10109.7	0
willow	235	24	1987	0	0	1.34	0.46	-0.02	0	0	-1.49	0.17	0	0	10111	-0.01
willow	236	24	1987	0.51	0	1.1	0.36	0	0	0	-0.77	0.17	0	0	10112.1	0
willow	237	24	1987	0	0	0.6	0.46	0	0	0	-0.77	0.17	0	0	10112.7	0
willow	238	24	1987	0	0	0.62	0.48	0	0	0	-0.78	0.17	0	0	10113.3	0
willow	239	24	1987	6.1	1.31	3.58	0.05	0.01	0	0	1.03	0.17	0	0	10116.9	0
willow	240	24	1987	7.62	1.28	4.11	0	0	0	0	3.37	0.17	0	0	10121	0
willow	241	24	1987	5.08	1.22	4.12	0	0	0	0	0.86	0.17	0	0	10125.1	-0.01
willow	242	24	1987	0	0	1.73	0.34	0	0	0	-0.71	0.17	0	0	10126.9	0.04
willow	243	24	1987	0.51	0	1.6	0.72	0	0	0	-1.25	0.17	0	0	10128.5	-0.01
willow	244	24	1987	0	0	1.14	0.49	-0.01	0	0	-1.28	0.17	0	0	10129.6	-0.02
willow	245	24	1987	4.83	0.88	3.78	0.04	0	0	0	0.01	0.16	0	0	10133.4	-0.01
willow	246	24	1987	0	0	1.77	0.44	0	0	0	-1.15	0.16	0	0	10135.1	0.11
willow	247	24	1987	0	0	0.8	0.55	0	0	0	-0.95	0.16	0	0	10135.9	-0.01
willow	248	24	1987	0	0	0.69	0.46	0	0	0	-0.86	0.16	0	0	10136.6	0.01
willow	249	24	1987	0	0	0.56	0.44	0.01	0	0	-0.74	0.16	0	0	10137.2	0
willow	250	24	1987	0.25	0	0.81	0.44	0.01	0	0	-0.72	0.16	0	0	10138	0
willow	251	24	1987	12.19	1.23	3.62	0.06	0	0	0	7.2	0.16	0	0	10141.6	0
willow	252	24	1987	2.03	0	4.4	1.04	0	0	0	-1.29	0.16	0	0	10146	0
willow	253	24	1987	0	0	2.36	2.02	0	0	0	-2.47	0.16	0	0	10148.4	-0.04
willow	254	24	1987	1.52	0	2.62	0.97	0	0	0	-1.23	0.16	0	0	10151	-0.02
willow	255	24	1987	47.5	1.01	3.75	0.08	0.01	0	0	42.56	0.15	0	0	10154.8	0.01
willow	256	24	1987	27.43	1.17	3.75	0	-0.01	0	0	23.38	0.15	0	0	10158.5	-0.01
willow	257	24	1987	0	0	3.44	1.91	0	0	0	-2.41	0.15	0	0	10161.9	-0.01
willow	258	24	1987	0	0	3.6	3.36	0	0	0	-3.72	0.15	0	0	10165.5	-0.03
willow	259	24	1987	0.25	0	3.97	3.59	0	0	0	-3.84	0.15	0	0	10169.5	-0.03
willow	260	24	1987	9.65	1.42	3.42	0.22	0	0	0	4.67	0.15	0	0	10172.9	0
willow	261	24	1987	4.83	2.89	2.05	0	0	0	0	1.18	0.15	0	0	10175	-0.02
willow	262	24	1987	13.97	2.12	2.6	0	0	0	0	12	0.15	0	0	10177.6	-0.01
willow	263	24	1987	3.81	1.61	3.35	0	0	0	0	0.84	0.15	0	0	10180.9	-0.01
willow	264	24	1987	6.86	1.69	3.17	0	0	0	0	3.46	0.15	0	0	10184.1	-0.01
willow	265	24	1987	0	0.09	1.72	0	0	0	0	-0.26	0.15	0	0	10185.8	0
willow	266	24	1987	0	0	2.33	1.98	0	0	0	-2.37	0.14	0	0	10188.1	-0.02
willow	267	24	1987	0.51	0	2.84	2.02	-0.01	0	0	-2.45	0.14	0	0	10191	-0.02
willow	268	24	1987	0	0	3.35	2.8	-0.01	0	0	-3.46	0.14	0	0	10194.3	-0.02
willow	269	24	1987	0	0	4.04	3.69	0	0	0	-4.17	0.14	0	0	10198.4	-0.02
willow	270	24	1987	0	0	3.03	2.9	0	0	0	-3.16	0.14	0	0	10201.4	-0.02
willow	271	24	1987	6.6	0.32	4.35	0.49	0.01	0	0	1.78	0.14	0	0	10205.8	0
willow	272	24	1987	0.76	0	4.4	3.2	0	0	0	-3.44	0.14	0	0	10210.2	-0.01
willow	273	24	1987	9.14	0.9	3.6	0.3	-0.01	0	0	4.53	0.14	0	0	10213.8	-0.03
willow	274	24	1987	0	0	3.38	1.85	-0.01	0	0	-2.6	0.14	0	0	10217.1	-0.01
willow	275	24	1987	3.81	0	4.4	0.87	0	0	0	-0.72	0.14	0	0	10221.5	-0.01
willow	276	24	1987	0	0	1.97	1.46	0	0	0	-2.09	0.14	0	0	10223.5	-0.01

Attachment D-1
Honeywell
Wastebeds 9-15 SWSR Pre-Design Investigation
SHAW Output Data

RUN	DAY	HR	YR	PRECIP	precip INTRCP	ET	TRANSP	CANOPY chg in storage	SNOW chg in storage	RESIDUE chg in storage	SOIL chg in storage	PERC	RUNOFF	PONDED	Etcum	ERROR
willow	277	24	1987	0	0	2.52	1.98	0	0	0	-2.64	0.14	0	0	10226	-0.01
willow	278	24	1987	0	0	2.81	2.62	0.01	0	0	-2.95	0.14	0	0	10228.8	0
willow	279	24	1987	10.41	0.41	3.22	0.31	0.01	0	0	6.63	0.13	0	0	10232.1	0
willow	280	24	1987	5.33	0.46	3.23	0	0	0	0	1.93	0.13	0	0	10235.3	0
willow	281	24	1987	3.81	0.41	3.77	0.16	-0.01	0	0	-0.02	0.13	0	0	10239.1	-0.01
willow	282	24	1987	0	0	2.85	1.93	0	0	0	-2.57	0.13	0	0	10241.9	0
willow	283	24	1987	2.03	0	2.44	0.57	0	0	0	-0.55	0.13	0	0	10244.4	0
willow	284	24	1987	11.18	1.29	1.59	0	0	0	0	8.19	0.13	0	0	10245.9	-0.02
willow	285	24	1987	0	0	1.85	0.31	0	0	0	-0.7	0.13	0	0	10247.8	0.01
willow	286	24	1987	0	0	1.57	1.27	0	0	0	-1.69	0.13	0	0	10249.4	-0.01
willow	287	24	1987	0	0	1.49	1.22	0	0	0	-1.61	0.13	0	0	10250.9	-0.01
willow	288	24	1987	0	0	2.1	1.87	0.01	0	0	-2.23	0.13	0	0	10252.9	0
willow	289	24	1987	0	0	1.56	1.4	0	0	0	-1.69	0.13	0	0	10254.5	0
willow	290	24	1987	0	0	2.65	2.18	0	0	0	-2.77	0.13	0	0	10257.2	0
willow	291	24	1987	0	0	1.83	1.17	0	0	0	-1.95	0.13	0	0	10259	-0.01
willow	292	24	1987	0	0	1.32	1.01	0	0	0	-1.44	0.12	0	0	10260.3	0
willow	293	24	1987	3.81	0	2.05	0.1	0	0	0	1.65	0.12	0	0	10262.4	-0.02
willow	294	24	1987	1.78	0	2.29	0.55	-0.01	0	0	-0.62	0.12	0	0	10264.7	-0.01
willow	295	24	1987	4.57	0	1.77	0	0	0	0	2.69	0.12	0	0	10266.4	-0.01
willow	296	24	1987	3.05	0	1.67	0.24	0	0	0	1.25	0.12	0	0	10268.1	0.01
willow	297	24	1987	3.81	0	2.2	0.59	0	0	0	1.48	0.12	0	0	10270.3	0.01
willow	298	24	1987	0.51	0	1.75	0.4	0	0	0	-1.35	0.12	0	0	10272	-0.01
willow	299	24	1987	0	0	1.06	0.45	0	0	0	-1.17	0.12	0	0	10273.1	-0.01
willow	300	24	1987	16.26	0	1.86	0.35	0	0	0	14.27	0.12	0	0	10275	0.01
willow	301	24	1987	4.83	0	1.4	0.13	0	0	0	3.27	0.12	0	0	10276.4	0.03
willow	302	24	1987	4.32	0	1.08	0.04	0	0	0	3.12	0.12	0	0	10277.5	0
willow	303	24	1987	0	0	1.4	0.18	0	0	0	-1.52	0.12	0	0	10278.9	0.01
willow	304	24	1987	0	0	1.06	0.08	0	0	0	-1.19	0.12	0	0	10279.9	0.01
willow	305	24	1987	0	0	1.58	0	0	0	0	-1.7	0.12	0	0	10281.5	0
willow	306	24	1987	0	0	0.72	0	0	0	0	-0.84	0.12	0	0	10282.2	0
willow	307	24	1987	4.06	0	0.38	0	0	0	0	3.56	0.12	0	0	10282.6	0
willow	308	24	1987	0	0	1.94	0	0	0	0	-2.05	0.11	0	0	10284.5	0
willow	309	24	1987	4.06	0	3.07	0	0	0	0	0.88	0.11	0	0	10287.6	0
willow	310	24	1987	1.52	0	1.73	0	0	1.16	0	-1.48	0.11	0	0	10289.3	0
willow	311	24	1987	2.54	0	0.18	0	0	-1.16	0	3.41	0.11	0	0	10289.5	0
willow	312	24	1987	1.52	0	0.44	0	0	0	0	0.97	0.11	0	0	10290	0
willow	313	24	1987	6.6	0	0.6	0	0	0	0	5.9	0.11	0	0	10290.6	0
willow	314	24	1987	0	0	1.88	0	0	0	0	-1.99	0.11	0	0	10292.4	0
willow	315	24	1987	0	0	1.19	0	0	0	0	-1.3	0.11	0	0	10293.6	0
willow	316	24	1987	0	0	0.17	0	0	0	0	-0.28	0.11	0	0	10293.8	0
willow	317	24	1987	0	0	0.42	0	0	0	0	-0.53	0.11	0	0	10294.2	0
willow	318	24	1987	0.25	0	0.71	0	0	0	0	-0.56	0.11	0	0	10294.9	0
willow	319	24	1987	0	0	1.06	0	0	0	0	-1.16	0.11	0	0	10296	0
willow	320	24	1987	0	0	1.19	0	0	0	0	-1.3	0.11	0	0	10297.2	0
willow	321	24	1987	0.25	0	2.68	0	0	0	0	-2.54	0.11	0	0	10299.9	0
willow	322	24	1987	3.81	0	2.66	0	0	0	0	1.04	0.11	0	0	10302.5	0
willow	323	24	1987	0	0	1.77	0	0	0	0	-1.88	0.11	0	0	10304.3	0
willow	324	24	1987	1.78	0	0.9	0	0	0.69	0	0.08	0.11	0	0	10305.2	0
willow	325	24	1987	4.06	0	0.32	0	0	4.16	0	-0.52	0.11	0	0	10305.5	0
willow	326	24	1987	0	0	0.03	0	0	0.1	0	-0.23	0.11	0	0	10305.5	0
willow	327	24	1987	0	0	0.13	0	0	-0.42	0	0.18	0.1	0	0	10305.7	0
willow	328	24	1987	0	0	-0.11	0	0	-4.53	0	4.53	0.1	0	0	10305.6	0
willow	329	24	1987	2.79	0	0.73	0	0	0	0	1.96	0.1	0	0	10306.3	0
willow	330	24	1987	2.03	0	1.21	0	0	0	0	0.72	0.1	0	0	10307.5	0
willow	331	24	1987	0	0	0.6	0	0	0	0	-0.71	0.1	0	0	10308.1	0
willow	332	24	1987	0	0	0.8	0	0	0	0	-0.9	0.1	0	0	10308.9	0
willow	333	24	1987	40.13	0	0.72	0	0	0	0	39.32	0.1	0	0	10309.6	-0.01
willow	334	24	1987	1.27	0	0.46	0	0	0	0	0.71	0.1	0	0	10310.1	0
willow	335	24	1987	1.52	0	0.44	0	0	0	0	0.98	0.1	0	0	10310.5	0
willow	336	24	1987	3.56	0	0.49	0	0	3.5	0	-0.53	0.1	0	0	10311	0
willow	337	24	1987	0.51	0	0.12	0	0	-0.26	0	0.55	0.1	0	0	10311.1	0
willow	338	24	1987	2.29	0	-0.11	0	0	2.72	0	-0.42	0.1	0	0	10311	0
willow	339	24	1987	1.78	0	-0.05	0	0	2.05	0	-0.32	0.1	0	0	10311	0
willow	340	24	1987	0	0	-0.06	0	0	0.28	0	-0.32	0.1	0	0	10310.9	0
willow	341	24	1987	0	0	-0.02	0	0	0.37	0	-0.45	0.1	0	0	10310.9	0
willow	342	24	1987	0	0	0.03	0	0	-0.09	0	-0.04	0.1	0	0	10310.9	0
willow	343	24	1987	4.57	0	-0.06	0	0	-4.16	0	8.69	0.1	0	0	10310.9	0
willow	344	24	1987	0	0	-0.31	0	0	-4.39	0	4.61	0.1	0	0	10310.6	0
willow	345	24	1987	0	0	0.02	0	0	0	0	-0.12	0.1	0	0	10310.6	0
willow	346	24	1987	3.56	0	0.64	0	0	0	0	2.82	0.1	0	0	10311.2	0
willow	347	24	1987	1.02	0	1.5	0	0	0	0	-0.58	0.1	0	0	10312.7	0
willow	348	24	1987	0	0	0.83	0	0	0	0	-0.93	0.1	0	0	10313.5	0
willow	349	24	1987	10.92	0	0.78	0	0	0	0	10.04	0.1	0	0	10314.3	0
willow	350	24	1987	3.05	0	0.62	0	0	2.43	0	-0.09	0.1	0	0	10315	0
willow	351	24	1987	1.27	0	-0.01	0	0	1.72	0	-0.54	0.1	0	0	10314.9	0
willow	352	24	1987	0.51	0	0.04	0	0	0.81	0	-0.44	0.1	0	0	10315	0
willow	353	24	1987	0	0	0.01	0	0	0.22	0	-0.33	0.1	0	0	10315	0
willow	354	24	1987	8.89	0	-0.11	0	0	-1.49	0	8.15	0.09	2.24	0	10314.9	0
willow	355	24	1987	0	0	0.42	0	0	-1.35	0	0.83	0.09	0	0	10315.3	0
willow	356	24	1987	0	0	0.24	0	0	-0.76	0	0.42	0.09	0	0	10315.6	0
willow	357	24	1987	0.25	0	0.04	0	0	-0.12	0	0.24	0.09	0	0	10315.6	0
willow	358	24	1987	0	0	0.08	0	0	-1.46	0	1.25	0.09	0.04	0	10315.7	0
willow	359	24	1987	1.02	0	-0.58	0	0	0	0	1.5	0.09	0	0	10315.1	0
willow	360	24	1987	0	0	0.57	0	0	0	0	-0.66	0.09	0	0	10315.7	-0.01
willow	361	24	1987	0	0	1.67	0	0	0	0	-1.76	0.09	0	0	10317.3	0
willow	362	24	1987	1.02	0	0.76	0	0	1.04	0	-0.88	0.09	0	0	10318.1	0
willow	363	24	1987	4.57	0	0.12	0	0	4.75	0	-0.39	0.09	0	0	10318.2	0
willow	364	24	1987	0.25	0	-0.01	0	0	0.47	0	-0.3	0.09	0	0	10318.2	0
willow	365	24	1987	0	0	0.05	0	0	0.12	0	-0.26	0.09	0	0	10318.3	0
willow	1	24	1988	0	0	0.21	0	0	-0.13	0	-0.17	0.09	0	0	10318.5	0
willow	2	24	1988	0	0	0.24	0	0	0.05	0	-0.38	0.09	0	0	10318.7	0
willow	3	24	1988	0	0	0.19	0	0	0.04	0	-0.32	0.09	0	0	10318.9	0
willow	4	24	1988	1.02	0	0.04	0	0	1.16	0	-0.28	0.09	0	0	10318.9	0
willow	5	24	1988	0	0	0.6	0	0	-0.3	0	-0.39	0.09	0	0	10319.5	0
willow	6	24	1988	2.03	0	-0.16	0	0	2.37	0	-0.27	0.09	0	0	10319.4	0
willow	7	24	1988	0	0	0.04	0	0	0.13	0	-0.27	0.09	0	0	10319.4	0
willow	8	24	1988	2.79	0	-0.03	0	0	2.94	0	-0.21	0.09	0	0	10319.4	0
willow	9	24	1988	0.25	0	0.04	0	0	0.28	0	-0.16	0.09	0	0	10319.4	0
willow	10	24	1988	0.51	0	0	0	0	0.61	0	-0.2	0.09	0	0	10319.4	0
willow	11	24	1988	0	0	0.02	0	0	0.12	0	-0.23	0.09	0	0	10319.4	0
willow	12	24	1988	0	0	0.04	0	0	0.06	0	-0.2	0.09	0	0	10319.5	0
willow	13	24	1988	1.27	0	0.47	0	0	0.9	0	-0.2	0.09	0	0	10320	0
willow	14	24	1988	0.25	0	0.09	0	0	0.37	0	-0.3	0.09	0	0	10320	0

Attachment D-1
Honeywell
Wastebeds 9-15 SWSR Pre-Design Investigation
SHAW Output Data

RUN	DAY	HR	YR	PRECIP	precip INTRCP	ET	TRANSP	CANOPY chg in storage	SNOW chg in storage	RESIDUE chg in storage	SOIL chg in storage	PERC	RUNOFF	PONDED	Etcum	ERROR
willow	15	24	1988	0	0	0.03	0	0	0.16	0	-0.28	0.09	0	0	10320.1	0
willow	16	24	1988	0	0	0.14	0	0	-0.05	0	-0.18	0.09	0	0	10320.2	0
willow	17	24	1988	0.51	0	0.18	0	0	-0.35	0	0.59	0.09	0	0	10320.4	0
willow	18	24	1988	12.19	0	-0.15	0	0	-4.34	0	8.62	0.1	7.96	0	10320.2	0
willow	19	24	1988	0	0	0.03	0	0	-0.92	0	0.79	0.1	0	0	10320.3	0
willow	20	24	1988	10.16	0	-0.11	0	0	-5.82	0	4.79	0.1	11.2	0	10320.2	0
willow	21	24	1988	0.51	0	0.27	0	0	-2.07	0	0.73	0.1	1.48	0	10320.4	0
willow	22	24	1988	0	0	0.61	0	0	0.04	0	-0.74	0.1	0	0	10321	0
willow	23	24	1988	0	0	0.12	0	0	0.2	0	-0.42	0.1	0	0	10321.2	0
willow	24	24	1988	0	0	0.14	0	0	0.09	0	-0.32	0.1	0	0	10321.3	0
willow	25	24	1988	2.29	0	0.1	0	0	2.39	0	-0.3	0.1	0	0	10321.4	0
willow	26	24	1988	3.81	0	-0.04	0	0	4.03	0	-0.28	0.1	0	0	10321.3	0
willow	27	24	1988	0.25	0	0.16	0	0	0.26	0	-0.27	0.1	0	0	10321.5	0
willow	28	24	1988	0.25	0	0.17	0	0	0.26	0	-0.27	0.1	0	0	10321.7	0
willow	29	24	1988	0	0	-0.01	0	0	0.21	0	-0.3	0.1	0	0	10321.7	0
willow	30	24	1988	0	0	0	0	0	-2.84	0	0.05	0.1	2.68	0	10321.7	0
willow	31	24	1988	0	0	-0.26	0	0	-6.23	0	0.86	0.1	5.53	0	10321.4	0
willow	32	24	1988	2.54	0	0.38	0	0	0	0	2.06	0.1	0	0	10321.8	0
willow	33	24	1988	4.57	0	0.91	0	0	4.53	0	-0.97	0.1	0	0	10322.7	0
willow	34	24	1988	3.05	0	0.07	0	0	3.18	0	-0.3	0.1	0	0	10322.8	0
willow	35	24	1988	9.91	0	-0.02	0	0	10.04	0	-0.22	0.1	0	0	10322.7	0
willow	36	24	1988	0	0	0.03	0	0	0.07	0	-0.21	0.1	0	0	10322.8	0
willow	37	24	1988	0	0	0.22	0	0	-0.1	0	-0.23	0.1	0	0	10323	0
willow	38	24	1988	0	0	0.21	0	0	-0.05	0	-0.26	0.1	0	0	10323.2	0
willow	39	24	1988	3.81	0	0.01	0	0	3.9	0	-0.21	0.1	0	0	10323.2	0
willow	40	24	1988	2.03	0	-0.01	0	0	2.12	0	-0.18	0.1	0	0	10323.2	0
willow	41	24	1988	0.25	0	-0.01	0	0	0.34	0	-0.18	0.11	0	0	10323.2	0
willow	42	24	1988	0.25	0	-0.05	0	0	0.4	0	-0.2	0.11	0	0	10323.2	0
willow	43	24	1988	8.89	0	-0.06	0	0	9.01	0	-0.16	0.11	0	0	10323.1	0
willow	44	24	1988	2.54	0	0.1	0	0	2.48	0	-0.15	0.11	0	0	10323.2	0
willow	45	24	1988	0.51	0	0.25	0	0	0.3	0	-0.15	0.11	0	0	10323.5	0
willow	46	24	1988	5.33	0	0.17	0	0	-0.95	0	6.01	0.11	0	0	10323.6	0
willow	47	24	1988	0	0	0.45	0	0	-0.43	0	-0.13	0.11	0	0	10324.1	0
willow	48	24	1988	0	0	0.03	0	0	-2.04	0	1.89	0.11	0	0	10324.1	0
willow	49	24	1988	0	0	0.01	0	0	-1.37	0	1.25	0.11	0	0	10324.1	0
willow	50	24	1988	2.29	0	0.04	0	0	1.83	0	0.31	0.11	0	0	10324.1	0
willow	51	24	1988	0.25	0	-0.15	0	0	-2.63	0	2.92	0.11	0	0	10324	0
willow	52	24	1988	0.76	0	0.68	0	0	0.22	0	-0.25	0.11	0	0	10324.7	0
willow	53	24	1988	0	0	0.76	0	0	-2.58	0	0.35	0.11	1.36	0	10325.4	0
willow	54	24	1988	3.05	0	0.03	0	0	-4.93	0	0.36	0.11	7.49	0	10325.5	0
willow	55	24	1988	0.51	0	0.3	0	0	0.32	0	-0.22	0.11	0	0	10325.8	0
willow	56	24	1988	0	0	0.29	0	0	-0.16	0	-0.24	0.11	0	0	10326	0
willow	57	24	1988	2.54	0	0.07	0	0	2.57	0	-0.21	0.11	0	0	10326.1	0
willow	58	24	1988	1.02	0	0.06	0	0	1	0	-0.15	0.11	0	0	10326.2	0
willow	59	24	1988	0	0	0.07	0	0	0	0	-0.18	0.11	0	0	10326.3	0
willow	60	24	1988	0	0	0.12	0	0	-0.32	0	-0.15	0.11	0.23	0	10326.4	0
willow	61	24	1988	0	0	0.15	0	0	-0.04	0	-0.23	0.11	0	0	10326.5	0
willow	62	24	1988	0	0	0.19	0	0	-1.14	0	-0.15	0.11	1	0	10326.7	0
willow	63	24	1988	0.51	0	0.18	0	0	-0.56	0	-0.1	0.11	0.88	0	10326.9	0
willow	64	24	1988	0.51	0	0.31	0	0	0.24	0	-0.16	0.11	0	0	10327.2	0
willow	65	24	1988	0	0	0.42	0	0	-0.37	0	-0.16	0.11	0	0	10327.6	0
willow	66	24	1988	0	0	0.23	0	0	-1.83	0	-0.14	0.11	1.62	0	10327.9	0
willow	67	24	1988	0	0	0.09	0	0	-11.01	0	-0.14	0.11	10.95	0	10327.9	0
willow	68	24	1988	0	0	0.2	0	0	-8.9	0	0.01	0.11	8.57	0	10328.1	0
willow	69	24	1988	7.37	0	-0.23	0	0	-3.16	0	1	0.11	9.64	0	10327.9	0
willow	70	24	1988	0.25	0	3.41	0	0	0	0	-3.26	0.11	0	0	10331.3	0
willow	71	24	1988	0	0	1.31	0	0	0	0	-1.42	0.11	0	0	10332.6	0
willow	72	24	1988	0	0	1.7	0	0	0	0	-1.81	0.11	0	0	10334.3	0
willow	73	24	1988	0.25	0	2.05	0	0	0	0	-1.9	0.11	0	0	10336.4	-0.01
willow	74	24	1988	0.25	0	2.55	0	0	0	0	-2.4	0.11	0	0	10338.9	0
willow	75	24	1988	1.02	0	1.07	0	0	1.02	0	-1.19	0.11	0	0	10340	0
willow	76	24	1988	0.76	0	0.24	0	0	0.01	0	0.41	0.11	0	0	10340.2	0
willow	77	24	1988	0	0	0.62	0	0	-0.15	0	-0.59	0.11	0	0	10340.8	0
willow	78	24	1988	1.02	0	0.32	0	0	0.31	0	0.27	0.11	0	0	10341.2	0
willow	79	24	1988	0.51	0	0.5	0	0	0.67	0	-0.78	0.11	0	0	10341.7	0
willow	80	24	1988	1.78	0	0.42	0	0	1.73	0	-0.48	0.11	0	0	10342.1	0
willow	81	24	1988	0	0	0.22	0	0	0.08	0	-0.41	0.11	0	0	10342.3	0
willow	82	24	1988	0	0	0.18	0	0	0.07	0	-0.36	0.11	0	0	10342.5	0
willow	83	24	1988	0	0	0.52	0	0	-3.74	0	3.1	0.11	0	0	10343	0
willow	84	24	1988	7.62	0	0.32	0	0	0	0	7.19	0.11	0	0	10343.3	0
willow	85	24	1988	11.43	0	2.26	0	0	0	0	9.06	0.11	0	0	10345.6	0
willow	86	24	1988	6.1	0	2.61	0	0	0	0	3.38	0.11	0	0	10348.2	0
willow	87	24	1988	6.1	0	3.54	0	0	0	0	2.44	0.11	0	0	10351.8	0
willow	88	24	1988	0	0	2.82	0	0	0	0	-2.93	0.11	0	0	10354.6	0
willow	89	24	1988	0	0	1.63	0	0	0	0	-1.74	0.11	0	0	10356.2	-0.01
willow	90	24	1988	0	0	2.27	0	0	0	0	-2.38	0.11	0	0	10358.5	0
willow	91	24	1988	0	0	1.44	0	0	0	0	-1.55	0.11	0	0	10359.9	0
willow	92	24	1988	1.02	0	1.84	0.03	0	0	0	-0.93	0.11	0	0	10361.8	0
willow	93	24	1988	0	0	2.84	0.14	0	0	0	-2.96	0.11	0	0	10364.6	0
willow	94	24	1988	14.99	0	0.99	0.2	0	0	0	13.87	0.11	0	0	10365.6	0.01
willow	95	24	1988	5.59	0	2.25	0.26	0	0	0	3.24	0.11	0	0	10367.8	-0.01
willow	96	24	1988	0.25	0	1.94	0.16	0	0	0	-1.79	0.11	0	0	10369.8	0
willow	97	24	1988	0	0	2.72	0.77	0	0	0	-2.82	0.11	0	0	10372.5	-0.01
willow	98	24	1988	0	0	2.45	0.59	0	0	0	-2.55	0.11	0	0	10375	-0.01
willow	99	24	1988	5.84	0	3.11	0.23	0	0	0	2.63	0.11	0	0	10378.1	-0.01
willow	100	24	1988	0.51	0	1.82	0	0	0	0	-1.41	0.11	0	0	10379.9	-0.01
willow	101	24	1988	0	0	2.18	0.42	0	0	0	-2.29	0.11	0	0	10382.1	0
willow	102	24	1988	0	0	2.28	0.76	0	0	0	-2.4	0.11	0	0	10384.3	0.01
willow	103	24	1988	0	0	3.42	0.99	0	0	0	-3.54	0.11	0	0	10387.8	0.01
willow	104	24	1988	0	0	1.71	0.86	0	0	0	-1.83	0.11	0	0	10389.5	0.01
willow	105	24	1988	0.76	0	4.24	1.38	0	0	0	-3.58	0.11	0	0	10393.7	-0.01
willow	106	24	1988	0.76	0	2.03	0.48	0	0	0	-1.38	0.11	0	0	10395.7	0
willow	107	24	1988	1.52	0	2.68	0.28	0	0	0	-1.27	0.11	0	0	10398.4	0
willow	108	24	1988	0	0	3.3	1.8	0	0	0	-3.43	0.11	0	0	10401.7	0.02
willow	109	24	1988	1.52	0	3.33	1.2	0	0	0	-1.93	0.11	0	0	10405.1	0.01
willow	110	24	1988	1.02	0	3.34	0.56	0	0	0	-2.45	0.11	0	0	10408.4	0.01
willow	111	24	1988	1.02	0	3.88	1.22	0	0	0	-2.98	0.11	0	0	10412.3	0
willow	112	24	1988	2.54	0	4.19	0.74	0	0	0	-1.77	0.12	0	0	10416.5	0
willow	113	24	1988	0	0	3.43	1.49	0	0	0	-3.56	0.12	0	0	10419.9	0.01
willow	114	24	1988	3.81	0	2.94	0.42	0	0	0	0.75	0.12	0	0	10422.8	0
willow	115	24	1988	0.25	0	3.54	1.48	0	0	0	-3.42	0.12	0	0	10426.4	0.01
willow	116	24	1988	0	0	3.84	1.79	0	0	0	-3.96	0.12	0	0	10430.2	0
willow	117	24	1988	0	0	4.62	2.47	0	0	0	-4.74	0.12	0	0	10434.8	0

Attachment D-1
Honeywell
Wastebeds 9-15 SWSR Pre-Design Investigation
SHAW Output Data

RUN	DAY	HR	YR	PRECIP	precip INTRCP	ET	TRANSP	CANOPY chg in storage	SNOW chg in storage	RESIDUE chg in storage	SOIL chg in storage	PERC	RUNOFF	PONDED	Etcum	ERROR
willow	118	24	1988	16.51	0	3.36	0.99	0	0	0	13.03	0.12	0	0	10438.2	0
willow	119	24	1988	0	0	3.72	1.99	0	0	0	-3.85	0.12	0	0	10441.9	0
willow	120	24	1988	10.67	0.49	1.86	0.04	0	0	0	8.2	0.12	0	0	10443.8	0
willow	121	24	1988	0	0	2.49	1.04	0	0	0	-2.11	0.12	0	0	10446.3	0
willow	122	24	1988	0	0	2.19	1.53	0	0	0	-2.31	0.12	0	0	10448.5	0
willow	123	24	1988	0	0	1.87	1.46	0	0	0	-1.99	0.13	0	0	10450.3	-0.01
willow	124	24	1988	0	0	2.1	1.52	0	0	0	-2.22	0.13	0	0	10452.4	-0.01
willow	125	24	1988	0	0	4.56	3.13	0	0	0	-4.69	0.13	0	0	10457	0
willow	126	24	1988	0.25	0	2.53	1.9	0.01	0	0	-2.41	0.13	0	0	10459.5	-0.01
willow	127	24	1988	0.51	0	3	2.1	0.01	0	0	-2.63	0.13	0	0	10462.5	0
willow	128	24	1988	0	0	3.06	2.42	-0.01	0	0	-3.18	0.13	0	0	10465.6	0
willow	129	24	1988	0	0	3.01	2.66	0	0	0	-3.16	0.13	0	0	10468.6	0.01
willow	130	24	1988	0.51	0	5.92	4.2	0	0	0	-5.54	0.14	0	0	10474.5	-0.01
willow	131	24	1988	5.84	0	3.52	0.93	0.01	0	0	2.18	0.14	0	0	10478	0
willow	132	24	1988	0	0	1.99	1.27	-0.01	0	0	-2.11	0.14	0	0	10480	-0.01
willow	133	24	1988	0	0	2.85	2.45	0	0	0	-2.97	0.14	0	0	10482.9	-0.01
willow	134	24	1988	4.57	0	6.26	3.05	0	0	0	-1.83	0.14	0	0	10489.1	0
willow	135	24	1988	0	0	3.66	2.69	-0.01	0	0	-3.8	0.14	0	0	10492.8	0.01
willow	136	24	1988	0	0	5.75	4.67	0	0	0	-5.9	0.15	0	0	10498.5	0
willow	137	24	1988	5.84	0	3.75	0.88	0.02	0	0	1.91	0.15	0	0	10502.3	0.01
willow	138	24	1988	0	0	4.07	3.02	0	0	0	-4.22	0.15	0	0	10506.4	0
willow	139	24	1988	5.08	0	4.43	1.04	0	0	0	0.5	0.15	0	0	10510.8	0
willow	140	24	1988	24.13	0	4.45	0.98	0.01	0	0	19.53	0.15	0	0	10515.2	0
willow	141	24	1988	19.56	0	4.75	1.41	0	0	0	14.65	0.15	0	0	10520	0.01
willow	142	24	1988	11.18	0	5.03	1.52	0	0	0	5.99	0.15	0	0	10525	0
willow	143	24	1988	0	0	5.37	4.37	0	0	0	-5.52	0.16	0	0	10530.4	0
willow	144	24	1988	0	0	2.92	2.62	0	0	0	-3.07	0.16	0	0	10533.3	-0.01
willow	145	24	1988	0	0	4.15	3.03	-0.02	0	0	-4.28	0.16	0	0	10537.5	-0.01
willow	146	24	1988	0	0	4.32	2.9	0	0	0	-4.46	0.16	0	0	10541.8	-0.01
willow	147	24	1988	0	0	3.69	3.15	0	0	0	-3.84	0.16	0	0	10545.5	0
willow	148	24	1988	0	0	4.11	3.9	0.01	0	0	-4.28	0.16	0	0	10549.6	0
willow	149	24	1988	0	0	6.45	5.47	0	0	0	-6.61	0.16	0	0	10556	0
willow	150	24	1988	0	0	5.78	4.96	0	0	0	-5.95	0.16	0	0	10561.8	0
willow	151	24	1988	0	0	4.59	4.24	0	0	0	-4.76	0.16	0	0	10566.4	0.01
willow	152	24	1988	0	0	4.52	4	0	0	0	-4.66	0.17	0	0	10570.9	-0.02
willow	153	24	1988	3.56	0	3.71	0.36	-0.01	0	0	-0.31	0.17	0	0	10574.6	0
willow	154	24	1988	0	0	3.7	2.95	-0.01	0	0	-3.84	0.17	0	0	10578.3	-0.01
willow	155	24	1988	1.27	0	5.35	3.32	0.01	0	0	-4.24	0.17	0	0	10583.7	-0.01
willow	156	24	1988	0	0	4.01	3.43	0	0	0	-4.16	0.17	0	0	10587.7	-0.01
willow	157	24	1988	0	0	5.61	5.16	0	0	0	-5.77	0.17	0	0	10593.3	-0.01
willow	158	24	1988	0.51	0	4.85	3.46	0	0	0	-4.5	0.17	0	0	10598.1	-0.01
willow	159	24	1988	0	0	4.1	3.1	-0.01	0	0	-4.25	0.17	0	0	10602.2	-0.01
willow	160	24	1988	0	0	4.3	3.25	0	0	0	-4.46	0.17	0	0	10606.5	-0.01
willow	161	24	1988	0	0	3.46	2.6	0	0	0	-3.62	0.17	0	0	10610	-0.01
willow	162	24	1988	0	0	2.95	2.33	0	0	0	-3.13	0.17	0	0	10612.9	0
willow	163	24	1988	0	0	4.49	3.33	0.01	0	0	-4.66	0.17	0	0	10617.4	-0.01
willow	164	24	1988	0	0	4.5	3.31	0.01	0	0	-4.67	0.17	0	0	10621.9	0
willow	165	24	1988	0	0	2.27	2.1	0	0	0	-2.44	0.17	0	0	10624.2	-0.01
willow	166	24	1988	0	0	2.02	1.9	0	0	0	-2.2	0.17	0	0	10626.2	0
willow	167	24	1988	0	0	1.8	1.65	0	0	0	-1.96	0.17	0	0	10628	-0.01
willow	168	24	1988	0	0	1.83	1.34	0	0	0	-2	0.17	0	0	10629.8	-0.01
willow	169	24	1988	0.51	0	1.97	1.22	0	0	0	-1.63	0.17	0	0	10631.8	0
willow	170	24	1988	0	0	1.29	1.17	0	0	0	-1.46	0.18	0	0	10633.1	-0.01
willow	171	24	1988	0	0	1.81	1.49	0	0	0	-1.97	0.18	0	0	10634.9	-0.01
willow	172	24	1988	0	0	0.64	1.04	0.01	0	0	-0.82	0.18	0	0	10635.6	-0.01
willow	173	24	1988	0	0	1.02	0.98	0	0	0	-1.19	0.18	0	0	10636.6	-0.01
willow	174	24	1988	32.77	0	5.57	2	0.02	0	0	27.01	0.18	0	0	10642.1	0
willow	175	24	1988	4.06	0	7.19	2.49	-0.02	0	0	-3.27	0.18	0	0	10649.3	-0.02
willow	176	24	1988	0	0	5.2	4.37	-0.01	0	0	-5.35	0.18	0	0	10654.5	-0.02
willow	177	24	1988	5.33	0	7.79	3.53	0.02	0	0	-2.64	0.18	0	0	10662.3	-0.01
willow	178	24	1988	0	0	4.41	3.04	-0.01	0	0	-4.56	0.18	0	0	10666.7	-0.01
willow	179	24	1988	0	0	3.47	2.59	-0.01	0	0	-3.62	0.18	0	0	10670.2	-0.02
willow	180	24	1988	4.32	0	5.77	1.36	0	0	0	-1.63	0.18	0	0	10676	0
willow	181	24	1988	0	0	2.99	1.74	-0.01	0	0	-3.16	0.18	0	0	10679	0
willow	182	24	1988	10.16	0	5.62	0.87	0	0	0	4.36	0.18	0	0	10684.6	-0.01
willow	183	24	1988	1.52	0	4.33	2.06	0	0	0	-2.97	0.18	0	0	10688.9	-0.01
willow	184	24	1988	0	0	3.12	2.01	0	0	0	-3.29	0.18	0	0	10692	-0.01
willow	185	24	1988	0	0	2.8	1.85	0	0	0	-2.96	0.17	0	0	10694.8	-0.02
willow	186	24	1988	0	0	1.42	1.25	0.01	0	0	-1.6	0.17	0	0	10696.3	0
willow	187	24	1988	0	0	1.59	1.37	0.01	0	0	-1.76	0.17	0	0	10697.9	-0.01
willow	188	24	1988	0	0	2.33	1.51	0	0	0	-2.48	0.17	0	0	10700.2	-0.02
willow	189	24	1988	0	0	1.6	1.13	0.01	0	0	-1.77	0.17	0	0	10701.8	-0.02
willow	190	24	1988	0	0	2.14	1.2	0	0	0	-2.3	0.17	0	0	10703.9	-0.02
willow	191	24	1988	0	0	1.94	1.09	-0.01	0	0	-2.08	0.17	0	0	10705.9	-0.03
willow	192	24	1988	0	0	1.08	0.9	0	0	0	-1.25	0.17	0	0	10706.9	0
willow	193	24	1988	19.3	0	6.43	1.98	0.01	0	0	12.68	0.17	0	0	10713.4	0.01
willow	194	24	1988	0	0	4.12	3.44	-0.01	0	0	-4.27	0.17	0	0	10717.5	-0.02
willow	195	24	1988	0	0	2.24	1.63	-0.01	0	0	-2.38	0.17	0	0	10719.7	-0.03
willow	196	24	1988	13.97	0	6.61	2.05	0.01	0	0	7.18	0.17	0	0	10726.3	0
willow	197	24	1988	0	0	4.77	3.65	-0.02	0	0	-4.89	0.17	0	0	10731.1	-0.03
willow	198	24	1988	0.51	0	2.81	2.1	0.02	0	0	-2.48	0.17	0	0	10733.9	-0.01
willow	199	24	1988	16.76	0	5.58	1.04	0.01	0	0	11.02	0.17	0	0	10739.5	-0.01
willow	200	24	1988	0	0	4.92	4.36	0	0	0	-5.06	0.17	0	0	10744.4	-0.02
willow	201	24	1988	11.43	0	5.8	1.38	0	0	0	5.45	0.17	0	0	10750.2	0
willow	202	24	1988	0	0	2.24	2.1	-0.01	0	0	-2.37	0.17	0	0	10752.5	-0.03
willow	203	24	1988	39.88	1.15	3.39	0.27	-0.01	0	0	35.19	0.17	0	0	10755.8	-0.01
willow	204	24	1988	0	0	3.97	2.61	0	0	0	-2.99	0.17	0	0	10759.8	0
willow	205	24	1988	21.59	0	6.67	2.35	0.01	0	0	14.74	0.17	0	0	10766.5	0
willow	206	24	1988	0	0	5.53	4.85	0	0	0	-5.67	0.17	0	0	10772	-0.03
willow	207	24	1988	0	0	6.27	5.63	0	0	0	-6.41	0.17	0	0	10778.3	-0.02
willow	208	24	1988	17.78	0	6.48	1.99	0	0	0	11.14	0.17	0	0	10784.8	-0.01
willow	209	24	1988	0	0	5	4.63	0	0	0	-5.14	0.16	0	0	10789.8	-0.03
willow	210	24	1988	0	0	3.62	3.44	0	0	0	-3.77	0.16	0	0	10793.4	-0.01
willow	211	24	1988	0	0	6.59	6.1	0.01	0	0	-6.74	0.16	0	0	10800	-0.02
willow	212	24	1988	0.76	0	6.21	5.12	0	0	0	-5.6	0.16	0	0	10806.2	-0.01
willow	213	24	1988	1.78	0	6.2	3.96	-0.01	0	0	-4.55	0.16	0	0	10812.4	-0.02
willow	214	24	1988	0	0	5.88	5.26	-0.01	0	0	-6.01	0.16	0	0	10818.3	-0.02
willow	215	24	1988	0	0	3.67	3.55	0.02	0	0	-3.83	0.16	0	0	10821.9	-0.01
willow	216	24	1988	0	0	4.7	4.5	0.01	0	0	-4.86	0.16	0	0	10826.6	-0.01
willow	217	24	1988	0	0	4.12	3.93	-0.01	0	0	-4.25	0.16	0	0	10830.7	-0.03
willow	218	24	1988	3.56	0	5.63	2.21	0	0	0	-2.23	0.16	0	0	10836.4	-0.01
willow	219	24	1988	0.25	0	4.32	3.35	-0.01	0	0	-4.18	0.16	0	0	10840.7	-0.03
willow	220	24	1988	0	0	2.83	2.35	-0.02	0	0	-2.95	0.16	0	0	10843.5	-0.02

Attachment D-1
Honeywell
Wastebeds 9-15 SWSR Pre-Design Investigation
SHAW Output Data

RUN	DAY	HR	YR	PRECIP	precip INTRCP	ET	TRANSP	CANOPY chg in storage	SNOW chg in storage	RESIDUE chg in storage	SOIL chg in storage	PERC	RUNOFF	PONDED	Etcum	ERROR
willow	221	24	1988	0	0	3.03	2.69	0.01	0	0	-3.17	0.16	0	0	10846.6	-0.03
willow	222	24	1988	0	0	3.53	2.98	0	0	0	-3.65	0.16	0	0	10850.1	-0.03
willow	223	24	1988	0	0	3	2.17	0.01	0	0	-3.15	0.16	0	0	10853.1	-0.01
willow	224	24	1988	0	0	2.13	1.73	0	0	0	-2.27	0.16	0	0	10855.2	-0.02
willow	225	24	1988	0	0	1.63	1.4	0	0	0	-1.79	0.15	0	0	10856.8	0
willow	226	24	1988	0	0	1.89	1.42	0.01	0	0	-2.04	0.15	0	0	10858.7	-0.01
willow	227	24	1988	0	0	2.12	1.34	0	0	0	-2.26	0.15	0	0	10860.9	-0.01
willow	228	24	1988	2.54	0	3.84	0.72	-0.01	0	0	-1.44	0.15	0	0	10864.7	-0.01
willow	229	24	1988	0	0	1.72	0.83	-0.02	0	0	-1.85	0.15	0	0	10866.4	-0.01
willow	230	24	1988	1.02	0	1.96	0.68	0.01	0	0	-1.1	0.15	0	0	10868.4	0
willow	231	24	1988	0	0	1.08	0.65	-0.02	0	0	-1.2	0.15	0	0	10869.5	-0.01
willow	232	24	1988	0	0	0.87	0.64	-0.01	0	0	-1	0.15	0	0	10870.3	-0.01
willow	233	24	1988	0	0	0.78	0.66	0	0	0	-0.93	0.15	0	0	10871.1	-0.01
willow	234	24	1988	0.25	0	0.8	0.55	0	0	0	-0.69	0.15	0	0	10871.9	-0.01
willow	235	24	1988	0	0	0.74	0.58	-0.01	0	0	-0.87	0.15	0	0	10872.7	-0.01
willow	236	24	1988	19.05	0	4.29	0.62	0.01	0	0	14.61	0.15	0	0	10876.9	-0.01
willow	237	24	1988	17.78	0	5.53	1.25	0.01	0	0	12.11	0.15	0	0	10882.5	-0.02
willow	238	24	1988	8.64	0	6.14	1.86	0	0	0	2.37	0.15	0	0	10888.6	-0.02
willow	239	24	1988	0.76	0	5.11	3.8	0	0	0	-4.46	0.15	0	0	10893.7	-0.03
willow	240	24	1988	3.05	0	4.31	1.53	0	0	0	-1.39	0.14	0	0	10898	-0.02
willow	241	24	1988	29.72	0	4.9	0.98	0.01	0	0	24.67	0.14	0	0	10902.9	0
willow	242	24	1988	9.14	1.98	2.1	0.12	-0.02	0	0	4.94	0.14	0	0	10905	0.01
willow	243	24	1988	0	0	4.31	1.94	0	0	0	-2.48	0.14	0	0	10909.4	0
willow	244	24	1988	0	0	3.99	3.47	0	0	0	-4.11	0.14	0	0	10913.3	-0.01
willow	245	24	1988	0	0	2.35	2.09	0	0	0	-2.48	0.14	0	0	10915.7	-0.01
willow	246	24	1988	0	0	4.87	4.41	0.01	0	0	-5.01	0.14	0	0	10920.6	-0.01
willow	247	24	1988	0	0	4.54	4.03	0.01	0	0	-4.69	0.14	0	0	10925.1	0
willow	248	24	1988	9.4	0	4.86	0.8	-0.01	0	0	4.42	0.14	0	0	10930	-0.01
willow	249	24	1988	0.51	0	4.3	2.88	-0.01	0	0	-3.91	0.14	0	0	10934.3	-0.01
willow	250	24	1988	1.52	0	3.74	1.8	-0.01	0	0	-2.33	0.14	0	0	10938	-0.02
willow	251	24	1988	0.25	0	4.31	3.42	0	0	0	-4.19	0.14	0	0	10942.3	-0.01
willow	252	24	1988	0	0	3.49	3.11	0	0	0	-3.62	0.14	0	0	10945.8	-0.01
willow	253	24	1988	0	0	3.65	3.3	0.01	0	0	-3.78	0.14	0	0	10949.5	-0.01
willow	254	24	1988	0	0	3.48	2.95	0	0	0	-3.6	0.14	0	0	10952.9	-0.02
willow	255	24	1988	0	0	2.34	1.92	0	0	0	-2.47	0.13	0	0	10955.3	-0.01
willow	256	24	1988	0.51	0	2.73	2.04	0	0	0	-2.34	0.13	0	0	10958	-0.01
willow	257	24	1988	6.1	0	4.3	0.61	0.01	0	0	1.65	0.13	0	0	10962.3	0
willow	258	24	1988	0	0	2.73	2.28	-0.01	0	0	-2.84	0.13	0	0	10965	-0.01
willow	259	24	1988	0	0	2.62	1.82	-0.01	0	0	-2.73	0.13	0	0	10967.7	-0.01
willow	260	24	1988	0	0	1.51	1.26	0	0	0	-1.64	0.13	0	0	10969.2	-0.01
willow	261	24	1988	5.33	0.78	2.45	0.1	0.02	0	0	1.96	0.13	0	0	10971.6	-0.01
willow	262	24	1988	0.25	0	3.34	1.98	0.02	0	0	-2.45	0.13	0	0	10975	0
willow	263	24	1988	0	0	1.92	1.77	0	0	0	-2.05	0.13	0	0	10976.9	0
willow	264	24	1988	10.67	0	4.08	0.89	0	0	0	6.47	0.13	0	0	10981	-0.01
willow	265	24	1988	0.51	0	3.25	1.88	-0.02	0	0	-2.83	0.13	0	0	10984.2	-0.01
willow	266	24	1988	0.51	0	2.36	1.41	-0.01	0	0	-1.96	0.13	0	0	10986.6	-0.01
willow	267	24	1988	12.19	0	3.25	0.17	0.01	0	0	8.82	0.13	0	0	10989.8	-0.01
willow	268	24	1988	0	0	3.13	2.44	-0.01	0	0	-3.23	0.13	0	0	10992.9	-0.01
willow	269	24	1988	0	0	3	2.48	0	0	0	-3.12	0.13	0	0	10995.9	-0.01
willow	270	24	1988	0	0	2.65	2.1	0	0	0	-2.76	0.13	0	0	10998.6	-0.02
willow	271	24	1988	0	0	2.82	2.34	0	0	0	-2.93	0.13	0	0	11001.4	-0.02
willow	272	24	1988	0	0	2.35	1.51	-0.01	0	0	-2.45	0.12	0	0	11003.8	-0.02
willow	273	24	1988	0	0	2.01	1.35	0	0	0	-2.13	0.12	0	0	11005.8	0
willow	274	24	1988	0	0	2.23	1.7	0.02	0	0	-2.38	0.12	0	0	11008	0.01
willow	275	24	1988	0	0	2.19	1.58	0.02	0	0	-2.34	0.12	0	0	11010.2	0
willow	276	24	1988	2.54	0	2.38	0.29	-0.02	0	0	0.07	0.12	0	0	11012.6	-0.01
willow	277	24	1988	1.02	0	1.46	0.3	-0.01	0	0	-0.53	0.12	0	0	11014	-0.02
willow	278	24	1988	0	0	1.51	0.79	0	0	0	-1.63	0.12	0	0	11015.6	0
willow	279	24	1988	2.79	0	2.74	0.28	0	0	0	-0.06	0.12	0	0	11018.3	0
willow	280	24	1988	2.54	0.11	1.94	0.03	-0.01	0	0	0.37	0.12	0	0	11020.2	0
willow	281	24	1988	0	0	1.3	0.58	0	0	0	-1.31	0.12	0	0	11021.5	0.01
willow	282	24	1988	0	0	1.05	0.49	0	0	0	-1.17	0.12	0	0	11022.6	0
willow	283	24	1988	0.25	0	0.89	0.34	0	0	0	-0.77	0.12	0	0	11023.5	0.01
willow	284	24	1988	3.3	0	2.63	0.26	0.01	0	0	0.54	0.12	0	0	11026.1	0
willow	285	24	1988	5.84	0	2.39	0.21	-0.01	0	0	3.34	0.12	0	0	11028.5	0
willow	286	24	1988	10.92	0.02	2.12	0	0	0	0	8.67	0.12	0	0	11030.6	-0.01
willow	287	24	1988	0.51	0	1.84	0.59	0	0	0	-1.43	0.12	0	0	11032.5	0
willow	288	24	1988	0	0	1.77	1.25	0	0	0	-1.89	0.12	0	0	11034.2	0
willow	289	24	1988	0.51	0	2.4	1.37	0	0	0	-2	0.11	0	0	11036.6	0
willow	290	24	1988	0	0	2.23	1.46	0.02	0	0	-2.36	0.11	0	0	11038.9	0
willow	291	24	1988	0	0	1.6	1.19	0	0	0	-1.7	0.11	0	0	11040.5	-0.02
willow	292	24	1988	5.59	0	2.15	0.42	0	0	0	3.32	0.11	0	0	11042.6	0.01
willow	293	24	1988	0.25	0	1.21	0.39	-0.01	0	0	-1.06	0.11	0	0	11043.8	0
willow	294	24	1988	0	0	0.98	0.39	-0.01	0	0	-1.09	0.11	0	0	11044.8	0
willow	295	24	1988	2.54	0	1.78	0.22	0	0	0	0.65	0.11	0	0	11046.6	0
willow	296	24	1988	38.35	0	1.29	0	0	0	0	36.96	0.11	0	0	11047.9	0
willow	297	24	1988	2.03	0	2	0.34	0	0	0	-0.09	0.11	0	0	11049.9	0
willow	298	24	1988	7.62	0	2.12	0.36	0	0	0	5.39	0.11	0	0	11052	0
willow	299	24	1988	0	0	1.59	0.26	0	0	0	-1.69	0.11	0	0	11053.6	-0.01
willow	300	24	1988	0	0	1.52	0.21	0	0	0	-1.62	0.11	0	0	11055.1	-0.01
willow	301	24	1988	0	0	1.39	0.23	0	0	0	-1.5	0.11	0	0	11056.5	0.01
willow	302	24	1988	1.02	0	1.84	0.17	0	0	0	-0.94	0.11	0	0	11058.3	0.01
willow	303	24	1988	0	0	1.9	0.14	0	0	0	-2.01	0.11	0	0	11060.2	0.01
willow	304	24	1988	3.05	0	1.77	0	0	0	0	1.16	0.11	0	0	11062	0.01
willow	305	24	1988	0	0	0.76	0	0	0	0	-0.86	0.11	0	0	11062.8	0
willow	306	24	1988	2.03	0	1.4	0	0	0	0	0.53	0.11	0	0	11064.2	0
willow	307	24	1988	27.18	0	1.06	0	0	0	0	26.01	0.11	0	0	11065.2	0
willow	308	24	1988	0	0	2.2	0	0	0	0	-2.3	0.1	0	0	11067.4	0
willow	309	24	1988	0	0	1.89	0	0	0	0	-1.99	0.1	0	0	11069.3	0
willow	310	24	1988	18.54	0	2.16	0	0	0	0	16.27	0.1	0	0	11071.5	0
willow	311	24	1988	11.18	0	1.32	0	0	0	0	9.75	0.1	0	0	11072.8	0
willow	312	24	1988	1.78	0	1.49	0	0	0	0	0.18	0.1	0	0	11074.3	0
willow	313	24	1988	5.33	0	1.08	0	0	0	0	4.15	0.1	0	0	11075.4	0
willow	314	24	1988	0	0	1.44	0	0	0	0	-1.54	0.1	0	0	11076.8	0
willow	315	24	1988	1.52	0	3.33	0	0	0	0	-1.91	0.1	0	0	11080.1	0
willow	316	24	1988	1.02	0	2.23	0	0	0	0	-1.32	0.1	0	0	11082.4	0
willow	317	24	1988	0	0	1.61	0	0	0	0	-1.71	0.1	0	0	11084	0
willow	318	24	1988	1.78	0	2.94	0	0	0	0	-1.26	0.1	0	0	11086.9	0
willow	319	24	1988	0	0	2.82	0	0	0	0	-2.91	0.1	0	0	11089.7	0
willow	320	24	1988	0	0	1.22	0	0	0	0	-1.32	0.1	0	0	11090.9	0
willow	321	24	1988	0	0	2.03	0	0	0	0	-2.13	0.1	0	0	11093	0
willow	322	24	1988	3.56	0	4.86	0	0	0	0	-1.4	0.1	0	0	11097.8	0
willow	323	24	1988	0	0	3.24	0	0	0	0	-3.34	0.1	0	0	11101.1	0

Attachment D-1
Honeywell
Wastebeds 9-15 SWSR Pre-Design Investigation
SHAW Output Data

RUN	DAY	HR	YR	PRECIP	precip INTRCP	ET	TRANSP	CANOPY chg in storage	SNOW chg in storage	RESIDUE chg in storage	SOIL chg in storage	PERC	RUNOFF	PONDED	Etcum	ERROR
willow	324	24	1988	0	0	0.99	0	0	0	0	-1.09	0.1	0	0	11102.1	0
willow	325	24	1988	18.8	0	0.45	0	0	0	0	18.26	0.1	0	0	11102.5	-0.01
willow	326	24	1988	1.78	0	2.24	0	0	0	0	-0.56	0.1	0	0	11104.8	0
willow	327	24	1988	0	0	0.87	0	0	0	0	-0.97	0.1	0	0	11105.6	0
willow	328	24	1988	0	0	0.75	0	0	0	0	-0.85	0.09	0	0	11106.4	0
willow	329	24	1988	0	0	0.38	0	0	0	0	-0.48	0.09	0	0	11106.8	0
willow	330	24	1988	0	0	0.32	0	0	0	0	-0.42	0.09	0	0	11107.1	0
willow	331	24	1988	0	0	0.72	0	0	0	0	-0.81	0.09	0	0	11107.8	0
willow	332	24	1988	1.52	0	1.57	0	0	0	0	-0.14	0.09	0	0	11109.4	0
willow	333	24	1988	4.32	0	1.82	0	0	0	0	2.41	0.09	0	0	11111.2	0
willow	334	24	1988	0	0	2	0	0	0	0	-2.09	0.09	0	0	11113.2	0
willow	335	24	1988	0	0	2.76	0	0	0	0	-2.85	0.09	0	0	11116	0
willow	336	24	1988	0.76	0	1.36	0	0	0	0	-0.69	0.09	0	0	11117.3	0
willow	337	24	1988	0.25	0	1.74	0	0	0	0	-1.58	0.09	0	0	11119.1	0
willow	338	24	1988	0.25	0	2.54	0	0	0	0	-2.37	0.09	0	0	11121.6	0
willow	339	24	1988	1.78	0	1.7	0	0	1.35	0	-1.36	0.09	0	0	11123.3	0
willow	340	24	1988	0.25	0	0	0	0	0.6	0	-0.43	0.09	0	0	11123.3	0
willow	341	24	1988	0	0	0.24	0	0	-1.94	0	1.61	0.09	0	0	11123.5	0
willow	342	24	1988	0.25	0	1.01	0	0	0	0	-0.84	0.09	0	0	11124.5	0
willow	343	24	1988	1.02	0	0.65	0	0	1.12	0	-0.84	0.09	0	0	11125.2	0
willow	344	24	1988	1.02	0	-0.06	0	0	1.43	0	-0.45	0.09	0	0	11125.1	0
willow	345	24	1988	1.02	0	0.01	0	0	1.21	0	-0.29	0.09	0	0	11125.1	0
willow	346	24	1988	1.02	0	0.02	0	0	1.18	0	-0.27	0.09	0	0	11125.2	0
willow	347	24	1988	0	0	0.06	0	0	0.14	0	-0.28	0.09	0	0	11125.2	0
willow	348	24	1988	0	0	0.01	0	0	0.14	0	-0.24	0.09	0	0	11125.2	0
willow	349	24	1988	2.79	0	-0.14	0	0	3.02	0	-0.18	0.09	0	0	11125.1	0
willow	350	24	1988	1.02	0	0.32	0	0	0.73	0	-0.12	0.09	0	0	11125.4	0
willow	351	24	1988	0.25	0	0.06	0	0	0.37	0	-0.26	0.09	0	0	11125.5	0
willow	352	24	1988	1.02	0	0.01	0	0	1.16	0	-0.23	0.09	0	0	11125.5	0
willow	353	24	1988	5.59	0	-0.14	0	0	5.82	0	-0.18	0.08	0	0	11125.3	0
willow	354	24	1988	0	0	-0.07	0	0	0.13	0	-0.15	0.08	0	0	11125.3	0
willow	355	24	1988	0	0	-0.1	0	0	-4.02	0	4.04	0.08	0	0	11125.2	0
willow	356	24	1988	0.25	0	-0.17	0	0	-12.45	0	12.79	0.08	0	0	11125	0
willow	357	24	1988	0	0	2.27	0	0	0	0	-2.35	0.08	0	0	11127.3	0
willow	358	24	1988	1.02	0	0.57	0	0	0	0	0.37	0.08	0	0	11127.8	0
willow	359	24	1988	8.64	0	0.46	0	0	0	0	8.09	0.08	0	0	11128.3	0
willow	360	24	1988	1.27	0	0.98	0	0	1.04	0	-0.84	0.08	0	0	11129.3	0
willow	361	24	1988	1.27	0	0.45	0	0	1.36	0	-0.63	0.08	0	0	11129.7	0
willow	362	24	1988	0.51	0	0.1	0	0	0.62	0	-0.29	0.08	0	0	11129.8	0
willow	363	24	1988	12.7	0	0.02	0	0	-3.02	0	15.62	0.08	0	0	11129.8	0
willow	364	24	1988	4.06	0	1.28	0	0	3.96	0	-1.26	0.08	0	0	11131.1	0
willow	365	24	1988	0	0	0.26	0	0	-0.04	0	-0.3	0.08	0	0	11131.4	0
willow	366	24	1988	0.76	0	0.09	0	0	0.85	0	-0.26	0.08	0	0	11131.5	0
willow	1	24	1989	0	0	0.14	0	0	0.04	0	-0.26	0.08	0	0	11131.6	0
willow	2	24	1989	0.25	0	-0.19	0	0	-0.46	0	0.83	0.08	0	0	11131.4	0
willow	3	24	1989	1.78	0	0.03	0	0	1.98	0	-0.32	0.08	0	0	11131.5	0
willow	4	24	1989	0	0	0.13	0	0	0.16	0	-0.37	0.08	0	0	11131.6	0
willow	5	24	1989	0	0	0	0	0	0.24	0	-0.32	0.08	0	0	11131.6	0
willow	6	24	1989	0.76	0	0.17	0	0	0.76	0	-0.25	0.08	0	0	11131.8	0
willow	7	24	1989	0	0	0.15	0	0	-0.12	0	-0.11	0.08	0	0	11131.9	0
willow	8	24	1989	0.51	0	0.11	0	0	-7.37	0	7.69	0.08	0	0	11132	0
willow	9	24	1989	0	0	2.57	0	0	0	0	-2.65	0.08	0	0	11134.6	0
willow	10	24	1989	0	0	1.17	0	0	0	0	-1.25	0.08	0	0	11135.8	0
willow	11	24	1989	0	0	1.32	0	0	0	0	-1.4	0.08	0	0	11137.1	0
willow	12	24	1989	1.52	0	0.37	0	0	0	0	1.08	0.08	0	0	11137.4	0
willow	13	24	1989	2.79	0	0.92	0	0	2.38	0	-0.59	0.08	0	0	11138.4	0
willow	14	24	1989	3.05	0	0.08	0	0	3.16	0	-0.27	0.08	0	0	11138.4	0
willow	15	24	1989	0.76	0	-0.02	0	0	-3.18	0	3.89	0.08	0	0	11138.4	0
willow	16	24	1989	0.25	0	0.34	0	0	-0.04	0	-0.12	0.08	0	0	11138.8	0
willow	17	24	1989	0.25	0	0.85	0	0	-1.19	0	0.4	0.08	0.12	0	11139.6	0
willow	18	24	1989	0.25	0	0.2	0	0	-0.24	0	0.02	0.08	0.19	0	11139.8	0
willow	19	24	1989	0.51	0	0.15	0	0	-0.89	0	0.77	0.08	0.39	0	11140	0
willow	20	24	1989	5.84	0	0.47	0	0	3.8	0	-0.39	0.08	1.88	0	11140.4	0
willow	21	24	1989	0.51	0	0.16	0	0	0.6	0	-0.32	0.08	0	0	11140.6	0
willow	22	24	1989	0	0	0.17	0	0	-0.07	0	-0.17	0.08	0	0	11140.8	0
willow	23	24	1989	0	0	0.02	0	0	0.06	0	-0.16	0.08	0	0	11140.8	0
willow	24	24	1989	0	0	-0.08	0	0	0.06	0	-0.06	0.08	0	0	11140.7	0
willow	25	24	1989	0	0	0.68	0	0	-0.55	0	-0.21	0.08	0	0	11141.4	0
willow	26	24	1989	4.32	0	0.14	0	0	-3.02	0	0.69	0.08	6.43	0	11141.5	0
willow	27	24	1989	2.79	0	-0.09	0	0	3.12	0	-0.31	0.08	0	0	11141.4	0
willow	28	24	1989	0	0	0.05	0	0	-1.52	0	0.12	0.08	1.27	0	11141.5	0
willow	29	24	1989	0.51	0	0.1	0	0	-2.49	0	1.14	0.08	1.69	0	11141.6	0
willow	30	24	1989	0.25	0	-0.7	0	0	0	0	0.88	0.08	0	0	11140.9	0
willow	31	24	1989	0	0	2.25	0	0	0	0	-2.33	0.08	0	0	11143.1	0
willow	32	24	1989	0	0	1.54	0	0	0	0	-1.61	0.08	0	0	11144.6	0
willow	33	24	1989	1.78	0	1	0	0	1.86	0	-1.15	0.08	0	0	11145.6	0
willow	34	24	1989	6.35	0	0	0	0	6.55	0	-0.28	0.08	0	0	11145.7	0
willow	35	24	1989	0.51	0	0.03	0	0	0.66	0	-0.26	0.08	0	0	11145.7	0
willow	36	24	1989	0.51	0	0	0	0	0.65	0	-0.22	0.08	0	0	11145.7	0
willow	37	24	1989	2.29	0	0.06	0	0	2.31	0	-0.16	0.08	0	0	11145.7	0
willow	38	24	1989	2.54	0	-0.04	0	0	2.68	0	-0.18	0.08	0	0	11145.7	0
willow	39	24	1989	0.25	0	0.31	0	0	0.04	0	-0.17	0.07	0	0	11146	0
willow	40	24	1989	2.79	0	0.21	0	0	2.7	0	-0.19	0.07	0	0	11146.2	0
willow	41	24	1989	0	0	0.34	0	0	-0.27	0	-0.14	0.07	0	0	11146.6	0
willow	42	24	1989	0	0	0.11	0	0	-0.07	0	-0.11	0.07	0	0	11146.7	0
willow	43	24	1989	0.51	0	0.31	0	0	0.26	0	-0.14	0.07	0	0	11147	0
willow	44	24	1989	0.25	0	0.34	0	0	0.01	0	-0.16	0.07	0	0	11147.3	0
willow	45	24	1989	6.1	0	-0.18	0	0	-1	0	7.21	0.07	0	0	11147.1	0
willow	46	24	1989	2.03	0	-0.01	0	0	1.57	0	0.4	0.07	0	0	11147.1	0
willow	47	24	1989	0	0	0.41	0	0	-0.27	0	-0.21	0.07	0	0	11147.5	0
willow	48	24	1989	0.25	0	0.15	0	0	0.31	0	-0.28	0.07	0	0	11147.7	0
willow	49	24	1989	0	0	0.03	0	0	0.16	0	-0.27	0.07	0	0	11147.7	0
willow	50	24	1989	0	0	0.11	0	0	0.01	0	-0.19	0.07	0	0	11147.8	0
willow	51	24	1989	0	0	-0.05	0	0	-0.3	0	0.27	0.07	0	0	11147.8	0
willow	52	24	1989	14.99	0	-0.37	0	0	-8.82	0	17.54	0.07	6.56	0	11147.4	0
willow	53	24	1989	0	0	0.25	0	0	-1.88	0	1.5	0.07	0.06	0	11147.7	0
willow	54	24	1989	0.25	0	0.78	0	0	-0.17	0	-0.43	0.07	0	0	11148.4	0
willow	55	24	1989	0	0	0.74	0	0	-0.47	0	-0.34	0.07	0	0	11149.2	0
willow	56	24	1989	0	0	0.5	0	0	-0.31	0	-0.27	0.07	0	0	11149.7	0
willow	57	24	1989	1.02	0	0.1	0	0	1.05	0	-0.21	0.07	0	0	11149.8	0
willow	58	24	1989	1.02	0	0.1	0	0	0.98	0	-0.14	0.07	0	0	11149.9	0
willow	59	24	1989	0	0	0.04	0	0	0.05	0	-0.16	0.07	0	0	11149.9	0
willow	60	24	1989	0.25	0	0.7	0	0	-0.34	0	-0.18	0.07	0	0	11150.6	0

Attachment D-1
Honeywell
Wastebeds 9-15 SWSR Pre-Design Investigation
SHAW Output Data

RUN	DAY	HR	YR	PRECIP	precip INTRCP	ET	TRANSP	CANOPY chg in storage	SNOW chg in storage	RESIDUE chg in storage	SOIL chg in storage	PERC	RUNOFF	PONDED	Etcum	ERROR
willow	61	24	1989	0.76	0	0.4	0	0	0.53	0	-0.24	0.07	0	0	11151	0
willow	62	24	1989	0.51	0	0.12	0	0	0.52	0	-0.21	0.07	0	0	11151.1	0
willow	63	24	1989	8.64	0	0.15	0	0	8.44	0	-0.03	0.07	0	0	11151.3	0
willow	64	24	1989	5.08	0	-0.11	0	0	4.29	0	0.83	0.07	0	0	11151.2	0
willow	65	24	1989	0	0	0.25	0	0	-0.15	0	-0.18	0.07	0	0	11151.4	0
willow	66	24	1989	0	0	0.25	0	0	-0.12	0	-0.2	0.07	0	0	11151.7	0
willow	67	24	1989	0	0	0.22	0	0	-0.12	0	-0.17	0.07	0	0	11151.9	0
willow	68	24	1989	0	0	0.26	0	0	-0.38	0	0.03	0.07	0.02	0	11152.2	0
willow	69	24	1989	0	0	0.15	0	0	-0.59	0	0.12	0.07	0.25	0	11152.3	0
willow	70	24	1989	0	0	0.08	0	0	-2.71	0	0.02	0.07	2.54	0	11152.4	0
willow	71	24	1989	2.03	0	0.27	0	0	1.83	0	-0.13	0.07	0	0	11152.7	0
willow	72	24	1989	0	0	0.25	0	0	-0.21	0	-0.11	0.07	0	0	11152.9	0
willow	73	24	1989	0	0	-0.05	0	0	-13.67	0	0.22	0.07	13.43	0	11152.8	0
willow	74	24	1989	0	0	2.1	0	0	-5.6	0	-1.8	0.07	5.23	0	11154.9	0
willow	75	24	1989	0.51	0	2.76	0	0	0	0	-2.33	0.07	0	0	11157.7	0
willow	76	24	1989	0	0	1.57	0	0	0	0	-1.64	0.07	0	0	11159.3	0
willow	77	24	1989	13.97	0	0.89	0	0	13.49	0	-0.48	0.07	0	0	11160.2	0
willow	78	24	1989	0	0	0.42	0	0	-0.44	0	-0.05	0.07	0	0	11160.6	0
willow	79	24	1989	2.79	0	0.23	0	0	1.59	0	0.9	0.07	0	0	11160.8	0
willow	80	24	1989	2.54	0	-0.03	0	0	1.61	0	0.89	0.07	0	0	11160.8	0
willow	81	24	1989	0	0	0.46	0	0	-0.42	0	-0.11	0.07	0	0	11161.2	0
willow	82	24	1989	0	0	0.24	0	0	-3.38	0	3.07	0.07	0	0	11161.5	0
willow	83	24	1989	4.32	0	0.19	0	0	1.54	0	2.52	0.07	0	0	11161.7	0
willow	84	24	1989	0.25	0	-0.21	0	0	-10.17	0	2.03	0.07	8.54	0	11161.5	0
willow	85	24	1989	0	0	-0.03	0	0	-3.83	0	0.24	0.07	3.55	0	11161.4	0
willow	86	24	1989	0	0	1.88	0	0	0	0	-1.95	0.07	0	0	11163.3	0
willow	87	24	1989	1.27	0	3.15	0	0	0	0	-1.94	0.07	0	0	11166.5	-0.01
willow	88	24	1989	0	0	3.77	0	0	0	0	-3.83	0.07	0	0	11170.2	-0.01
willow	89	24	1989	20.83	0	1.14	0	0	0	0	19.62	0.07	0	0	11171.4	0
willow	90	24	1989	15.75	0	1.07	0	0	0	0	14.61	0.07	0	0	11172.5	0
willow	91	24	1989	1.52	0	2.15	0	0	0	0	-0.7	0.07	0	0	11174.6	0
willow	92	24	1989	0	0	1.09	0.07	0	0	0	-1.15	0.07	0	0	11175.7	-0.01
willow	93	24	1989	8.38	0	1.08	0.04	0.01	0	0	7.22	0.07	0	0	11176.8	0.01
willow	94	24	1989	3.56	0	1.23	0.23	0.01	0	0	2.2	0.07	0	0	11178	0.05
willow	95	24	1989	5.59	0	2.48	0.28	0	0	0	3.05	0.07	0	0	11180.5	0
willow	96	24	1989	0.76	0	2.62	0.17	0	0	0	-1.92	0.07	0	0	11183.1	0
willow	97	24	1989	2.79	0	2.98	0.2	0	0	0	-0.22	0.07	0	0	11186.1	-0.03
willow	98	24	1989	0	0	3.04	0.29	0	0	0	-3.11	0.07	0	0	11189.1	0.01
willow	99	24	1989	2.54	0	2.41	0.37	0	0	0	0.06	0.07	0	0	11191.5	0
willow	100	24	1989	1.52	0	1.3	0	0	0.57	0	-0.41	0.07	0	0	11192.8	-0.01
willow	101	24	1989	1.02	0	0.99	0	0	-0.57	0	0.52	0.07	0	0	11193.8	0.01
willow	102	24	1989	0	0	2.05	0.72	0	0	0	-2.12	0.07	0	0	11195.9	0
willow	103	24	1989	3.3	0	3.09	0.41	0	0	0	0.14	0.07	0	0	11199	0
willow	104	24	1989	0	0	1.62	0.82	0	0	0	-1.69	0.07	0	0	11200.6	0
willow	105	24	1989	1.02	0	3.18	1.07	0.01	0	0	-2.25	0.07	0	0	11203.8	0.01
willow	106	24	1989	0	0	3.83	1.18	0	0	0	-3.89	0.07	0	0	11207.6	-0.01
willow	107	24	1989	2.79	0	3.51	1.44	0	0	0	-0.79	0.07	0	0	11211.1	0.01
willow	108	24	1989	0	0	3.13	0.91	0	0	0	-3.19	0.07	0	0	11214.2	0
willow	109	24	1989	0	0	3.83	1.14	-0.01	0	0	-3.88	0.07	0	0	11218.1	0
willow	110	24	1989	0	0	2.52	1.44	0	0	0	-2.59	0.07	0	0	11220.6	0
willow	111	24	1989	0	0	2.89	1.68	0	0	0	-2.93	0.07	0	0	11223.5	-0.02
willow	112	24	1989	0	0	2.57	0	-0.01	0	0	-2.63	0.07	0	0	11226.1	0
willow	113	24	1989	0	0	3.12	0.95	0.01	0	0	-3.2	0.07	0	0	11229.2	0.01
willow	114	24	1989	0	0	3.74	1.58	0	0	0	-3.81	0.07	0	0	11232.9	0
willow	115	24	1989	0	0	4.35	2.34	0	0	0	-4.42	0.07	0	0	11237.3	0
willow	116	24	1989	0	0	4.9	2.7	0	0	0	-4.97	0.07	0	0	11242.2	0
willow	117	24	1989	0	0	4.51	2.39	0	0	0	-4.58	0.07	0	0	11246.7	-0.01
willow	118	24	1989	0	0	3.79	1.87	-0.01	0	0	-3.85	0.07	0	0	11250.5	0
willow	119	24	1989	3.81	0	4.34	1.17	0.01	0	0	-0.6	0.07	0	0	11254.8	0
willow	120	24	1989	0	0	3.45	2.38	0.02	0	0	-3.53	0.07	0	0	11258.3	0
willow	121	24	1989	11.43	0	3.55	0.65	0	0	0	7.82	0.07	0	0	11261.8	-0.01
willow	122	24	1989	9.14	0	4.18	0.62	0	0	0	4.91	0.07	0	0	11266	-0.01
willow	123	24	1989	0.25	0	3.68	1.76	-0.01	0	0	-3.48	0.07	0	0	11269.7	0
willow	124	24	1989	0	0	4	3.05	0	0	0	-4.06	0.07	0	0	11273.6	0
willow	125	24	1989	2.54	0	3.12	0.97	0.01	0	0	-0.67	0.07	0	0	11276.8	0.01
willow	126	24	1989	18.54	0	4	0.75	0	0	0	14.49	0.07	0	0	11280.8	-0.02
willow	127	24	1989	2.54	0	2.66	0.15	-0.01	0	0	-0.19	0.07	0	0	11283.4	0.01
willow	128	24	1989	5.08	0	3.84	0.38	0	0	0	1.18	0.07	0	0	11287.3	-0.01
willow	129	24	1989	0	0	4.08	2.89	0	0	0	-4.17	0.07	0	0	11291.3	0.01
willow	130	24	1989	13.72	0	2.88	0.32	0.01	0	0	10.75	0.07	0	0	11294.2	0.01
willow	131	24	1989	8.64	0.21	2.69	0.1	0	0	0	5.68	0.07	0	0	11296.9	-0.02
willow	132	24	1989	1.78	0	3.6	1.5	0	0	0	-1.69	0.08	0	0	11300.5	0
willow	133	24	1989	2.03	0	2.37	0.65	0	0	0	-0.4	0.08	0	0	11302.9	-0.01
willow	134	24	1989	1.27	0	5.14	2.74	0	0	0	-3.93	0.08	0	0	11308	-0.02
willow	135	24	1989	0	0	3.35	2.86	0.01	0	0	-3.42	0.08	0	0	11311.4	-0.01
willow	136	24	1989	0.25	0	2.33	1.99	0.01	0	0	-2.17	0.08	0	0	11313.7	0
willow	137	24	1989	0	0	3.92	3.55	-0.01	0	0	-3.98	0.08	0	0	11317.6	-0.01
willow	138	24	1989	0	0	3.27	3.04	0	0	0	-3.35	0.08	0	0	11320.9	-0.01
willow	139	24	1989	0	0	6.07	5.25	0	0	0	-6.14	0.08	0	0	11327	-0.01
willow	140	24	1989	0	0	4.15	3.91	0	0	0	-4.23	0.08	0	0	11331.1	-0.01
willow	141	24	1989	4.06	0	5.64	2.45	-0.01	0	0	-1.64	0.08	0	0	11336.8	-0.01
willow	142	24	1989	0	0	6.75	5.31	-0.02	0	0	-6.8	0.08	0	0	11343.5	-0.02
willow	143	24	1989	4.83	0	5.19	1.62	0.01	0	0	-0.45	0.09	0	0	11348.7	-0.01
willow	144	24	1989	7.37	0	5.26	1.45	0.01	0	0	2.02	0.09	0	0	11354	-0.01
willow	145	24	1989	0.51	0	6.12	4.39	0.01	0	0	-5.7	0.09	0	0	11360.1	-0.02
willow	146	24	1989	2.79	0	6.02	3.04	0.01	0	0	-3.32	0.09	0	0	11366.1	0
willow	147	24	1989	0.25	0	6.42	4.36	-0.03	0	0	-6.22	0.09	0	0	11372.5	0
willow	148	24	1989	0	0	6.39	4.56	-0.01	0	0	-6.47	0.09	0	0	11378.9	0
willow	149	24	1989	0	0	3.26	3.13	0.01	0	0	-3.36	0.09	0	0	11382.2	-0.01
willow	150	24	1989	7.62	0	7.77	3.56	0.03	0	0	-0.27	0.09	0	0	11389.9	-0.01
willow	151	24	1989	3.81	0	6.86	2.73	0.02	0	0	-3.15	0.09	0	0	11396.8	-0.01
willow	152	24	1989	21.59	0	6.79	2.56	0	0	0	14.71	0.09	0	0	11403.6	-0.01
willow	153	24	1989	4.06	0	6.78	2.48	-0.02	0	0	-2.79	0.1	0	0	11410.4	0
willow	154	24	1989	4.83	0	6.56	2.67	-0.01	0	0	-1.81	0.1	0	0	11416.9	-0.01
willow	155	24	1989	7.37	0	4.41	0.61	-0.01	0	0	2.88	0.1	0	0	11421.3	-0.01
willow	156	24	1989	0	0	5.86	4.6	0	0	0	-5.91	0.1	0	0	11427.2	-0.04
willow	157	24	1989	2.54	0	4.57	2.09	0	0	0	-2.13	0.1	0	0	11431.8	0
willow	158	24	1989	0.76	0	6.48	4.68	0.01	0	0	-5.81	0.1	0	0	11438.3	-0.02
willow	159	24	1989	0.25	0	3.22	2.82	0.01	0	0	-3.07	0.1	0	0	11441.5	-0.01
willow	160	24	1989	7.37	0	6.46	2.34	0	0	0	0.8	0.1	0	0	11447.9	0
willow	161	24	1989	1.02	0	4.64	3.11	-0.01	0	0	-3.71	0.1	0	0	11452.6	-0.01
willow	162	24	1989	0	0	6.06	5.14	-0.02	0	0	-6.14	0.1	0	0	11458.6	-0.01
willow	163	24	1989	0	0	6.19	4.97	0.01	0	0	-6.29	0.1	0	0	11464.8	-0.01

Attachment D-1
Honeywell
Wastebeds 9-15 SWSR Pre-Design Investigation
SHAW Output Data

RUN	DAY	HR	YR	PRECIP	precip INTRCP	ET	TRANSP	CANOPY chg in storage	SNOW chg in storage	RESIDUE chg in storage	SOIL chg in storage	PERC	RUNOFF	PONDED	Etcum	ERROR
willow	164	24	1989	8.13	0	4.66	0.55	0.01	0	0	3.37	0.11	0	0	11469.5	-0.01
willow	165	24	1989	6.1	0	4.85	0.75	0	0	0	1.15	0.11	0	0	11474.3	-0.01
willow	166	24	1989	2.79	0	4.48	1.47	0	0	0	-1.79	0.11	0	0	11478.8	-0.01
willow	167	24	1989	4.06	0	5.62	1.7	0.01	0	0	-1.67	0.11	0	0	11484.5	-0.01
willow	168	24	1989	22.86	0	6.69	2.45	-0.01	0	0	16.09	0.11	0	0	11491.1	-0.03
willow	169	24	1989	0.76	0	4.85	3.58	0	0	0	-4.16	0.11	0	0	11496	-0.03
willow	170	24	1989	0	0	3.26	3.14	0	0	0	-3.37	0.11	0	0	11499.3	0
willow	171	24	1989	6.1	0	5.59	1.47	0.02	0	0	0.37	0.11	0	0	11504.8	0
willow	172	24	1989	3.56	0	5.64	2.52	0.01	0	0	-2.19	0.11	0	0	11510.5	-0.02
willow	173	24	1989	0	0	6.09	5.36	0.01	0	0	-6.2	0.11	0	0	11516.6	0
willow	174	24	1989	1.02	0	4.99	3.57	0	0	0	-4.07	0.11	0	0	11521.6	-0.02
willow	175	24	1989	3.3	0	5.29	2.22	0	0	0	-2.08	0.11	0	0	11526.9	-0.02
willow	176	24	1989	0	0	3.84	3.6	-0.01	0	0	-3.94	0.11	0	0	11530.7	-0.01
willow	177	24	1989	0	0	5.38	4.5	0	0	0	-5.47	0.11	0	0	11536.1	-0.03
willow	178	24	1989	20.07	0	6.04	1.96	0	0	0	13.93	0.12	0	0	11542.1	-0.01
willow	179	24	1989	8.89	0	7.49	2.85	-0.02	0	0	1.32	0.12	0	0	11549.6	-0.01
willow	180	24	1989	0	0	4.34	3.75	-0.02	0	0	-4.43	0.12	0	0	11553.9	-0.01
willow	181	24	1989	0	0	3.83	3.57	0	0	0	-3.93	0.12	0	0	11557.8	-0.01
willow	182	24	1989	0	0	4	3.81	0.01	0	0	-4.13	0.12	0	0	11561.8	0
willow	183	24	1989	0	0	5.99	5.21	0.01	0	0	-6.1	0.12	0	0	11567.8	-0.02
willow	184	24	1989	0	0	4.82	4.3	0.01	0	0	-4.93	0.12	0	0	11572.6	-0.01
willow	185	24	1989	3.3	0	5.82	2.19	0.02	0	0	-2.65	0.12	0	0	11578.4	0
willow	186	24	1989	3.3	0	4.66	1.39	0	0	0	-1.45	0.12	0	0	11583.1	-0.02
willow	187	24	1989	0	0	3.36	2.81	0	0	0	-3.46	0.12	0	0	11586.4	-0.02
willow	188	24	1989	2.29	0	4.75	1.76	0	0	0	-2.56	0.12	0	0	11591.2	-0.02
willow	189	24	1989	0	0	2.56	1.7	-0.03	0	0	-2.64	0.12	0	0	11593.7	-0.01
willow	190	24	1989	0	0	1.91	1.54	0.01	0	0	-2.03	0.12	0	0	11595.6	-0.01
willow	191	24	1989	0.51	0	2.68	1.39	0.02	0	0	-2.3	0.12	0	0	11598.3	-0.01
willow	192	24	1989	0	0	2.21	1.15	-0.03	0	0	-2.29	0.12	0	0	11600.5	-0.01
willow	193	24	1989	0	0	1	0.77	0	0	0	-1.1	0.12	0	0	11601.5	-0.01
willow	194	24	1989	0	0	1.92	1.04	0	0	0	-2.03	0.12	0	0	11603.4	-0.01
willow	195	24	1989	0	0	1.13	0.78	-0.01	0	0	-1.24	0.12	0	0	11604.6	-0.01
willow	196	24	1989	0	0	1.03	0.8	0	0	0	-1.14	0.12	0	0	11605.6	-0.01
willow	197	24	1989	0	0	0.85	0.75	0.01	0	0	-0.97	0.12	0	0	11606.5	-0.01
willow	198	24	1989	0	0	0.85	0.8	0	0	0	-0.97	0.12	0	0	11607.3	-0.01
willow	199	24	1989	0	0	1.09	0.92	0	0	0	-1.2	0.12	0	0	11608.4	-0.01
willow	200	24	1989	9.14	0	4.76	0.49	0.02	0	0	4.22	0.12	0	0	11613.2	0.02
willow	201	24	1989	18.03	0.88	3.44	0.05	0	0	0	13.59	0.12	0	0	11616.6	0
willow	202	24	1989	0	0	4.95	3.25	0	0	0	-4.17	0.12	0	0	11621.5	-0.02
willow	203	24	1989	17.02	0	5.07	1	0.02	0	0	11.81	0.12	0	0	11626.6	0
willow	204	24	1989	0	0	3.16	2.97	-0.01	0	0	-3.26	0.12	0	0	11629.8	-0.02
willow	205	24	1989	0	0	5.21	4.81	0	0	0	-5.3	0.12	0	0	11635	-0.03
willow	206	24	1989	0	0	5.08	4.43	0.01	0	0	-5.19	0.12	0	0	11640.1	-0.02
willow	207	24	1989	0	0	3.75	2.98	0.01	0	0	-3.86	0.12	0	0	11643.8	-0.02
willow	208	24	1989	2.03	0	4.42	1.8	0	0	0	-2.48	0.12	0	0	11648.2	-0.03
willow	209	24	1989	0.25	0	2.63	1.13	-0.03	0	0	-2.46	0.12	0	0	11650.9	-0.02
willow	210	24	1989	0	0	2.25	1.34	-0.01	0	0	-2.34	0.12	0	0	11653.1	-0.02
willow	211	24	1989	0	0	2.09	1.26	0.01	0	0	-2.22	0.12	0	0	11655.2	0
willow	212	24	1989	0	0	1.05	0.78	0	0	0	-1.17	0.12	0	0	11656.3	0
willow	213	24	1989	0	0	1.94	0.99	0	0	0	-2.06	0.12	0	0	11658.2	-0.01
willow	214	24	1989	7.11	0	4.97	0.39	0.01	0	0	2	0.12	0	0	11663.2	0
willow	215	24	1989	0	0	1.78	0.92	0.01	0	0	-1.91	0.12	0	0	11665	-0.01
willow	216	24	1989	43.94	0	7.1	2.83	0.01	0	0	36.72	0.12	0	0	11672.1	-0.01
willow	217	24	1989	0.25	0	3.91	3.44	0	0	0	-3.75	0.12	0	0	11676	-0.02
willow	218	24	1989	0.25	0	5.09	4.44	-0.01	0	0	-4.92	0.12	0	0	11681.1	-0.03
willow	219	24	1989	0	0	4.41	3.25	-0.04	0	0	-4.48	0.12	0	0	11685.5	-0.01
willow	220	24	1989	0	0	5.13	4.06	-0.01	0	0	-5.23	0.12	0	0	11690.6	-0.01
willow	221	24	1989	0	0	4.29	3.79	0	0	0	-4.4	0.12	0	0	11694.9	-0.02
willow	222	24	1989	0	0	3.33	3.04	0.01	0	0	-3.45	0.12	0	0	11698.2	-0.01
willow	223	24	1989	0.25	0	3.25	2.51	0.01	0	0	-3.1	0.12	0	0	11701.5	-0.02
willow	224	24	1989	2.79	0	4	1.06	0.01	0	0	-1.33	0.12	0	0	11705.5	0
willow	225	24	1989	1.27	0	2.4	1.2	0	0	0	-1.24	0.12	0	0	11707.9	-0.01
willow	226	24	1989	0	0	2.3	1.95	0	0	0	-2.4	0.12	0	0	11710.2	-0.01
willow	227	24	1989	0	0	2.65	1.86	0	0	0	-2.76	0.12	0	0	11712.8	-0.01
willow	228	24	1989	2.03	0	2.98	0.77	-0.01	0	0	-1.04	0.12	0	0	11715.8	-0.01
willow	229	24	1989	0	0	2.22	1.1	-0.02	0	0	-2.3	0.12	0	0	11718	-0.02
willow	230	24	1989	0	0	1.77	0.97	0	0	0	-1.88	0.12	0	0	11719.8	-0.01
willow	231	24	1989	8.89	0	3.87	0.06	0.02	0	0	4.9	0.12	0	0	11723.7	-0.01
willow	232	24	1989	0.25	0	2	1.47	0.01	0	0	-1.86	0.12	0	0	11725.7	-0.01
willow	233	24	1989	0	0	1.12	0.92	0.01	0	0	-1.24	0.12	0	0	11726.8	0
willow	234	24	1989	0	0	1.36	0.84	-0.01	0	0	-1.45	0.12	0	0	11728.2	-0.02
willow	235	24	1989	0	0	1.23	0.63	0	0	0	-1.33	0.11	0	0	11729.4	-0.01
willow	236	24	1989	0	0	1.46	0.65	-0.02	0	0	-1.55	0.11	0	0	11730.8	-0.02
willow	237	24	1989	0	0	1.48	0.71	-0.02	0	0	-1.56	0.11	0	0	11732.3	-0.01
willow	238	24	1989	0	0	1.59	0.7	0.01	0	0	-1.71	0.11	0	0	11733.9	0
willow	239	24	1989	0	0	1.19	0.56	0	0	0	-1.3	0.11	0	0	11735.1	0
willow	240	24	1989	0	0	1.03	0.66	0.02	0	0	-1.16	0.11	0	0	11736.1	0
willow	241	24	1989	1.02	0	1.7	0.39	0.01	0	0	-0.82	0.11	0	0	11737.8	0
willow	242	24	1989	0	0	1.23	0.54	-0.01	0	0	-1.33	0.11	0	0	11739.1	-0.01
willow	243	24	1989	0	0	1.11	0.58	-0.01	0	0	-1.2	0.11	0	0	11740.2	-0.01
willow	244	24	1989	6.86	0	3.92	0.22	0.02	0	0	2.8	0.11	0	0	11744.1	0
willow	245	24	1989	0.51	0	1.84	0.45	-0.02	0	0	-1.4	0.11	0	0	11745.9	-0.02
willow	246	24	1989	0	0	1.45	0.54	-0.01	0	0	-1.55	0.11	0	0	11747.4	-0.01
willow	247	24	1989	0	0	1.23	0.5	0	0	0	-1.33	0.11	0	0	11748.6	-0.01
willow	248	24	1989	0	0	0.59	0.4	0.01	0	0	-0.7	0.11	0	0	11749.2	0
willow	249	24	1989	0	0	0.87	0.53	0.02	0	0	-1	0.11	0	0	11750.1	0
willow	250	24	1989	0	0	0.3	0.44	0.01	0	0	-0.42	0.11	0	0	11750.4	0
willow	251	24	1989	0	0	0.7	0.55	0	0	0	-0.81	0.11	0	0	11751.1	0
willow	252	24	1989	0	0	0.06	0.4	0.01	0	0	-0.18	0.11	0	0	11751.2	0
willow	253	24	1989	5.08	0	3.73	0.27	0	0	0	1.24	0.11	0	0	11754.9	0
willow	254	24	1989	0	0	0.75	0.27	-0.02	0	0	-0.82	0.11	0	0	11755.6	-0.01
willow	255	24	1989	0	0	0.98	0.39	-0.01	0	0	-1.07	0.11	0	0	11756.6	-0.01
willow	256	24	1989	0	0	1.02	0.46	-0.01	0	0	-1.12	0.11	0	0	11757.6	-0.01
willow	257	24	1989	45.21	0.15	3.21	0.03	0	0	0	41.73	0.11	0	0	11760.8	0.01
willow	258	24	1989	4.83	0.12	3.45	0.02	0	0	0	1.31	0.11	0	0	11764.3	0
willow	259	24	1989	9.65	0.86	2.61	0	0	0	0	6.19	0.11	0	0	11766.9	0
willow	260	24	1989	1.78	0	2.73	0.1	0	0	0	-0.18	0.11	0	0	11769.6	-0.02
willow	261	24	1989	0	0	3.65	3.14	0	0	0	-3.74	0.11	0	0	11773.3	-0.02
willow	262	24	1989	44.96	1.06	2.16	0.07	0.01	0	0	41.63	0.11	0	0	11775.5	0
willow	263	24	1989	15.75	0.77	2.72	0	0	0	0	13.22	0.1	0	0	11778.2	0
willow	264	24	1989	0	0	3.4	2.34	0.01	0	0	-2.74	0.1	0	0	11781.6	0
willow	265	24	1989	4.83	0	4.16	1.09	0	0	0	0.57	0.1	0	0	11785.7	-0.01
willow	266	24	1989	11.94	0	5.89	2.13	-0.03	0	0	5.99	0.1	0	0	11791.6	-0.01

Attachment D-1
Honeywell
Wastebeds 9-15 SWSR Pre-Design Investigation
SHAW Output Data

RUN	DAY	HR	YR	PRECIP	precip INTRCP	ET	TRANSP	CANOPY chg in storage	SNOW chg in storage	RESIDUE chg in storage	SOIL chg in storage	PERC	RUNOFF	PONDED	Etcum	ERROR
willow	267	24	1989	0	0	3.09	1.9	-0.02	0	0	-3.17	0.1	0	0	11794.7	-0.01
willow	268	24	1989	0	0	3.25	2.69	0	0	0	-3.36	0.1	0	0	11798	0
willow	269	24	1989	0	0	2.8	2.32	0.01	0	0	-2.91	0.1	0	0	11800.8	0
willow	270	24	1989	0	0	2.54	1.66	-0.02	0	0	-2.62	0.1	0	0	11803.3	-0.01
willow	271	24	1989	0	0	3.58	3.09	0.01	0	0	-3.68	0.1	0	0	11806.9	0
willow	272	24	1989	0	0	3.36	3.08	0.01	0	0	-3.48	0.1	0	0	11810.2	0
willow	273	24	1989	0	0	1.8	1.52	0	0	0	-1.9	0.1	0	0	11812	0
willow	274	24	1989	0	0	2.87	2.48	0	0	0	-2.97	0.1	0	0	11814.9	0
willow	275	24	1989	4.32	0	3	0.41	0.01	0	0	1.21	0.1	0	0	11817.9	-0.01
willow	276	24	1989	0.76	0	4.2	2.57	-0.02	0	0	-3.5	0.1	0	0	11822.1	-0.01
willow	277	24	1989	0	0	2.78	1.97	-0.01	0	0	-2.85	0.1	0	0	11824.9	-0.01
willow	278	24	1989	0	0	2.81	2.03	0.01	0	0	-2.92	0.1	0	0	11827.7	0
willow	279	24	1989	3.05	0	3.65	0.96	0.01	0	0	-0.71	0.1	0	0	11831.3	0
willow	280	24	1989	0.51	0	2.79	1.41	-0.01	0	0	-2.36	0.1	0	0	11834.1	0
willow	281	24	1989	1.78	0	1.91	0.23	0	0	0	-0.22	0.1	0	0	11836	-0.01
willow	282	24	1989	1.52	0	1.66	0.18	0	0	0	-0.23	0.1	0	0	11837.7	0
willow	283	24	1989	0.76	0	2.32	1.31	0	0	0	-1.66	0.1	0	0	11840	0
willow	284	24	1989	0	0	0.96	0.69	0.01	0	0	-1.05	0.1	0	0	11841	-0.02
willow	285	24	1989	0	0	1.84	1.51	0	0	0	-1.93	0.1	0	0	11842.8	-0.01
willow	286	24	1989	0	0	1.91	1.45	-0.01	0	0	-1.99	0.1	0	0	11844.7	-0.01
willow	287	24	1989	13.46	0	2.07	0.23	0.01	0	0	11.3	0.1	0	0	11846.8	-0.01
willow	288	24	1989	3.81	0	2.64	0.68	0.02	0	0	1.07	0.1	0	0	11849.4	0
willow	289	24	1989	1.02	0	3.05	1.88	0	0	0	-2.12	0.09	0	0	11852.5	-0.01
willow	290	24	1989	17.02	0	2.47	0.35	-0.02	0	0	14.47	0.09	0	0	11855	0.01
willow	291	24	1989	0.51	0	1	0.11	-0.01	0	0	-0.58	0.09	0	0	11856	0
willow	292	24	1989	6.6	0	1.69	0	0	0	0	4.84	0.09	0	0	11857.7	-0.02
willow	293	24	1989	25.65	0	1.98	0.2	0.01	0	0	23.57	0.09	0	0	11859.6	0
willow	294	24	1989	0.25	0	1.83	0.52	-0.01	0	0	-1.65	0.09	0	0	11861.5	-0.01
willow	295	24	1989	3.56	0	1.53	0.17	0	0	0	1.93	0.09	0	0	11863	0
willow	296	24	1989	0	0	1.43	0.9	0	0	0	-1.53	0.09	0	0	11864.4	0.01
willow	297	24	1989	0	0	1.33	0.84	0	0	0	-1.46	0.09	0	0	11865.8	0.04
willow	298	24	1989	0	0	1.11	0.6	0.01	0	0	-1.23	0.09	0	0	11866.9	0.02
willow	299	24	1989	0	0	1.22	0.49	0	0	0	-1.31	0.09	0	0	11868.1	0
willow	300	24	1989	0	0	1.81	0.49	0	0	0	-1.9	0.09	0	0	11869.9	0
willow	301	24	1989	0	0	0.84	0.33	0	0	0	-0.93	0.09	0	0	11870.7	0
willow	302	24	1989	0	0	1.16	0.34	0	0	0	-1.25	0.09	0	0	11871.9	0.01
willow	303	24	1989	0	0	1.46	0.22	0	0	0	-1.55	0.09	0	0	11873.3	0
willow	304	24	1989	19.05	0	2.04	0.06	0	0	0	16.92	0.09	0	0	11875.4	0
willow	305	24	1989	0	0	3.06	0	0	0	0	-3.14	0.09	0	0	11878.4	0
willow	306	24	1989	0	0	1.34	0	0	0	0	-1.43	0.09	0	0	11879.8	0
willow	307	24	1989	7.87	0	1.5	0	0	0	0	6.28	0.09	0	0	11881.3	0
willow	308	24	1989	0	0	1.29	0	0	0	0	-1.38	0.09	0	0	11882.6	0
willow	309	24	1989	0	0	1.21	0	0	0	0	-1.3	0.09	0	0	11883.8	0
willow	310	24	1989	1.27	0	1.67	0	0	0	0	-0.48	0.09	0	0	11885.5	0
willow	311	24	1989	5.33	0	0.8	0	0	0	0	4.45	0.09	0	0	11886.3	0
willow	312	24	1989	0.25	0	0.81	0	0	0	0	-0.64	0.09	0	0	11887.1	0
willow	313	24	1989	4.32	0	1.39	0	0	0	0	2.85	0.09	0	0	11888.5	0
willow	314	24	1989	1.52	0	1.7	0	0	0	0	-0.26	0.09	0	0	11890.1	0
willow	315	24	1989	3.05	0	1.79	0	0	0	0	1.18	0.09	0	0	11891.9	0
willow	316	24	1989	0.76	0	1.75	0	0	0	0	-1.07	0.09	0	0	11893.7	0
willow	317	24	1989	0	0	1.76	0	0	0	0	-1.84	0.09	0	0	11895.4	0
willow	318	24	1989	0	0	2.35	0	0	0	0	-2.43	0.08	0	0	11897.8	0
willow	319	24	1989	0.25	0	1.65	0	0	0	0	-1.48	0.08	0	0	11899.4	0
willow	320	24	1989	22.1	0	2.78	0	0	0	0	19.23	0.08	0	0	11902.2	0
willow	321	24	1989	0	0	3.39	0	0	0	0	-3.47	0.08	0	0	11905.6	0
willow	322	24	1989	0.25	0	3.01	0	0	0	0	-2.84	0.08	0	0	11908.6	0
willow	323	24	1989	0.76	0	0.71	0	0	0.73	0	-0.76	0.08	0	0	11909.3	0
willow	324	24	1989	13.72	0	-0.16	0	0	-0.73	0	14.51	0.08	0	0	11909.2	0
willow	325	24	1989	3.05	0	1.92	0	0	2.83	0	-1.78	0.08	0	0	11911.1	0
willow	326	24	1989	0.25	0	0.06	0	0	0.5	0	-0.4	0.08	0	0	11911.2	0
willow	327	24	1989	0	0	0.13	0	0	0.15	0	-0.36	0.08	0	0	11911.3	0
willow	328	24	1989	0	0	0.42	0	0	-0.18	0	-0.32	0.08	0	0	11911.7	0
willow	329	24	1989	0	0	0.17	0	0	-0.3	0	0.05	0.08	0	0	11911.9	0
willow	330	24	1989	3.56	0	-0.24	0	0	-2.27	0	5.99	0.08	0	0	11911.6	0
willow	331	24	1989	0	0	0.77	0	0	-0.73	0	-0.12	0.08	0	0	11912.4	0
willow	332	24	1989	0.25	0	1.59	0	0	0	0	-1.49	0.08	0	0	11914	0.08
willow	333	24	1989	0.76	0	1.49	0	0	0.71	0	-1.51	0.08	0	0	11915.5	0
willow	334	24	1989	1.27	0	0.08	0	0	1.47	0	-0.35	0.08	0	0	11915.5	0
willow	335	24	1989	0.25	0	0.03	0	0	0.56	0	-0.42	0.08	0	0	11915.6	0
willow	336	24	1989	0	0	0.05	0	0	0.17	0	-0.3	0.08	0	0	11915.6	0
willow	337	24	1989	0.51	0	0.43	0	0	0.27	0	-0.28	0.08	0	0	11916.1	0
willow	338	24	1989	0.51	0	0.14	0	0	0.62	0	-0.33	0.08	0	0	11916.2	0
willow	339	24	1989	0	0	0.07	0	0	0.13	0	-0.28	0.08	0	0	11916.3	0
willow	340	24	1989	5.08	0	-0.03	0	0	5.18	0	-0.15	0.08	0	0	11916.2	0
willow	341	24	1989	2.29	0	0.32	0	0	2.11	0	-0.22	0.08	0	0	11916.6	0
willow	342	24	1989	0	0	0.01	0	0	0.16	0	-0.26	0.08	0	0	11916.6	0
willow	343	24	1989	0	0	0	0	0	0.21	0	-0.29	0.08	0	0	11916.6	0
willow	344	24	1989	0	0	-0.03	0	0	0.16	0	-0.22	0.08	0	0	11916.6	0
willow	345	24	1989	0.76	0	-0.02	0	0	0.88	0	-0.18	0.08	0	0	11916.5	0
willow	346	24	1989	0	0	-0.06	0	0	0.26	0	-0.28	0.08	0	0	11916.5	0
willow	347	24	1989	0	0	0.06	0	0	0.14	0	-0.27	0.08	0	0	11916.5	0
willow	348	24	1989	0	0	0.01	0	0	0.21	0	-0.3	0.08	0	0	11916.5	0
willow	349	24	1989	2.29	0	0.03	0	0	2.37	0	-0.19	0.08	0	0	11916.6	0
willow	350	24	1989	2.29	0	-0.07	0	0	2.44	0	-0.16	0.08	0	0	11916.5	0
willow	351	24	1989	3.05	0	-0.05	0	0	3.16	0	-0.14	0.08	0	0	11916.4	0
willow	352	24	1989	0	0	0.11	0	0	-0.04	0	-0.15	0.08	0	0	11916.5	0
willow	353	24	1989	0.51	0	-0.01	0	0	0.61	0	-0.17	0.08	0	0	11916.5	0
willow	354	24	1989	1.27	0	-0.05	0	0	1.4	0	-0.16	0.08	0	0	11916.5	0
willow	355	24	1989	3.56	0	0	0	0	3.64	0	-0.16	0.08	0	0	11916.5	0
willow	356	24	1989	0	0	-0.01	0	0	0.09	0	-0.15	0.08	0	0	11916.5	0
willow	357	24	1989	0.25	0	0.01	0	0	0.32	0	-0.16	0.08	0	0	11916.5	0
willow	358	24	1989	0.25	0	0	0	0	0.34	0	-0.17	0.08	0	0	11916.5	0
willow	359	24	1989	0.76	0	-0.09	0	0	0.92	0	-0.15	0.08	0	0	11916.4	0
willow	360	24	1989	1.78	0	-0.18	0	0	2.02	0	-0.14	0.08	0	0	11916.2	0
willow	361	24	1989	0.25	0	-0.04	0	0	0.39	0	-0.17	0.08	0	0	11916.2	0
willow	362	24	1989	6.1	0	-0.08	0	0	6.24	0	-0.14	0.08	0	0	11916.1	0
willow	363	24	1989	3.05	0	-0.05	0	0	3.14	0	-0.12	0.08	0	0	11916	0
willow	364	24	1989	1.52	0	0.05	0	0	1.51	0	-0.12	0.08	0	0	11916.1	0
willow	365	24	1989	17.78	0	-0.17	0	0	-7.66	0	25.53	0.08	0	0	11915.9	0
willow	1	24	1990	1.27	0	0.48	0	0	0.83	0	-0.12	0.08	0	0	11916.4	0
willow	2	24	1990	0	0	-0.01	0	0	0.09	0	-0.16	0.08	0	0	11916.4	0
willow	3	24	1990	0	0	0.04	0	0	-0.6	0	0.48	0.08	0	0	11916.4	0
willow	4	24	1990	0.25	0	-0.13	0	0	-3.31	0	3.58	0.08	0.03	0	11916.3	0

Attachment D-1
Honeywell
Wastebeds 9-15 SWSR Pre-Design Investigation
SHAW Output Data

RUN	DAY	HR	YR	PRECIP	precip INTRCP	ET	TRANSP	CANOPY chg in storage	SNOW chg in storage	RESIDUE chg in storage	SOIL chg in storage	PERC	RUNOFF	PONDED	Etcum	ERROR
willow	5	24	1990	0	0	0.05	0	0	0.01	0	-0.14	0.08	0	0	11916.3	0
willow	6	24	1990	0.25	0	-0.02	0	0	0.41	0	-0.21	0.08	0	0	11916.3	0
willow	7	24	1990	0	0	-0.01	0	0	0.13	0	-0.2	0.08	0	0	11916.3	0
willow	8	24	1990	0	0	0	0	0	-0.77	0	-0.11	0.08	0.8	0	11916.3	0
willow	9	24	1990	1.02	0	-0.08	0	0	0.88	0	-0.14	0.08	0.27	0	11916.2	0
willow	10	24	1990	6.1	0	-0.15	0	0	0.38	0	-0.1	0.08	5.89	0	11916.1	0
willow	11	24	1990	2.29	0	-0.12	0	0	0.57	0	-0.09	0.08	1.84	0	11916	0
willow	12	24	1990	1.27	0	0.01	0	0	1.31	0	-0.13	0.08	0	0	11916	0
willow	13	24	1990	0.25	0	0.09	0	0	0.23	0	-0.15	0.08	0	0	11916.1	0
willow	14	24	1990	0.25	0	0.09	0	0	0.22	0	-0.14	0.08	0	0	11916.1	0
willow	15	24	1990	0.25	0	0.03	0	0	0.23	0	-0.09	0.08	0	0	11916.2	0
willow	16	24	1990	1.02	0	-0.07	0	0	-1.43	0	-0.05	0.08	2.48	0	11916.1	0
willow	17	24	1990	1.02	0	-0.55	0	0	-11.23	0	0.21	0.08	12.5	0	11915.6	0
willow	18	24	1990	5.59	0	-0.53	0	0	-12.29	0	5.99	0.08	12.34	0	11915	0
willow	19	24	1990	0	0	1.49	0	0	-1.31	0	-0.26	0.08	0	0	11916.5	0
willow	20	24	1990	0	0	0.29	0	0	-0.21	0	-0.16	0.08	0	0	11916.8	0
willow	21	24	1990	2.03	0	0.09	0	0	-0.6	0	-0.17	0.08	2.63	0	11916.9	0
willow	22	24	1990	1.52	0	-0.06	0	0	-0.17	0	-0.21	0.08	1.88	0	11916.8	0
willow	23	24	1990	0	0	0.03	0	0	-1.51	0	-0.2	0.08	1.61	0	11916.9	0
willow	24	24	1990	0.76	0	-0.03	0	0	-5.95	0	0.26	0.08	6.39	0	11916.8	0
willow	25	24	1990	0.25	0	0.27	0	0	0	0	-0.1	0.08	0	0	11917.1	0
willow	26	24	1990	2.29	0	1.39	0	0	0	0	0.81	0.09	0	0	11918.5	0
willow	27	24	1990	0	0	1.77	0	0	0	0	-1.86	0.09	0	0	11920.3	0
willow	28	24	1990	0	0	1.95	0	0	0	0	-2.03	0.09	0	0	11922.2	0
willow	29	24	1990	21.59	0	0.29	0	0	21.72	0	-0.5	0.09	0	0	11922.5	0
willow	30	24	1990	4.83	0	-0.26	0	0	5.18	0	-0.18	0.09	0	0	11922.3	0
willow	31	24	1990	0	0	-0.01	0	0	0.09	0	-0.16	0.09	0	0	11922.2	0
willow	32	24	1990	1.52	0	-0.13	0	0	1.35	0	0.22	0.09	0	0	11922.1	0
willow	33	24	1990	18.8	0	-0.16	0	0	19.04	0	-0.18	0.09	0	0	11922	0
willow	34	24	1990	0.25	0	0	0	0	0.32	0	-0.15	0.09	0	0	11922	0
willow	35	24	1990	7.87	0	-0.07	0	0	8.01	0	-0.16	0.09	0	0	11921.9	0
willow	36	24	1990	0.25	0	-0.14	0	0	0.45	0	-0.13	0.09	0	0	11921.7	0
willow	37	24	1990	0	0	-0.15	0	0	0.2	0	-0.13	0.09	0	0	11921.6	0
willow	38	24	1990	0	0	-0.18	0	0	-0.05	0	0.14	0.09	0	0	11921.4	0
willow	39	24	1990	0	0	-0.09	0	0	-1.16	0	1.16	0.09	0	0	11921.3	0
willow	40	24	1990	2.03	0	-0.28	0	0	-7.53	0	9.76	0.09	0	0	11921	0
willow	41	24	1990	9.14	0	-0.03	0	0	-4.47	0	11.73	0.09	1.82	0	11921	0
willow	42	24	1990	0	0	0.01	0	0	-0.6	0	0.5	0.09	0	0	11921	0
willow	43	24	1990	0	0	0.07	0	0	-0.28	0	0.12	0.09	0	0	11921.1	0
willow	44	24	1990	0	0	0.11	0	0	-8.14	0	4.18	0.09	3.76	0	11921.2	0
willow	45	24	1990	0.76	0	0.18	0	0	-4.58	0	2.64	0.09	2.43	0	11921.4	0
willow	46	24	1990	41.15	0	-0.02	0	0	41.12	0	-0.12	0.09	0.08	0	11921.4	0
willow	47	24	1990	5.84	0	-0.26	0	0	0.85	0	0.34	0.09	4.82	0	11921.1	0
willow	48	24	1990	0	0	0.81	0	0	-1.25	0	0.19	0.09	0.17	0	11921.9	0
willow	49	24	1990	0	0	0.39	0	0	-0.37	0	-0.1	0.09	0	0	11922.3	0
willow	50	24	1990	0.51	0	0.64	0	0	-0.11	0	-0.1	0.09	0	0	11922.9	0
willow	51	24	1990	0	0	0.53	0	0	-0.5	0	-0.12	0.09	0	0	11923.5	0
willow	52	24	1990	0	0	0.21	0	0	-0.6	0	-0.11	0.09	0.41	0	11923.7	0
willow	53	24	1990	3.3	0	-0.05	0	0	-12.89	0	-0.07	0.11	16.19	0	11923.6	0
willow	54	24	1990	0.76	0	-0.17	0	0	-14.91	0	0.13	0.1	15.61	0	11923.5	0
willow	55	24	1990	0.25	0	0.35	0	0	-0.35	0	-0.06	0.09	0.23	0	11923.8	0
willow	56	24	1990	4.57	0	0.39	0	0	4.27	0	-0.17	0.09	0	0	11924.2	0
willow	57	24	1990	0.25	0	0.06	0	0	0.23	0	-0.13	0.09	0	0	11924.3	0
willow	58	24	1990	1.78	0	0.03	0	0	1.77	0	-0.11	0.09	0	0	11924.3	0
willow	59	24	1990	1.27	0	0.32	0	0	0.98	0	-0.11	0.09	0	0	11924.6	0
willow	60	24	1990	1.52	0	0.82	0	0	0.72	0	-0.1	0.09	0	0	11925.4	0
willow	61	24	1990	0	0	0.45	0	0	-2.74	0	-0.06	0.09	2.27	0	11925.9	0
willow	62	24	1990	0	0	0.36	0	0	-0.92	0	-0.1	0.09	0.58	0	11926.2	0
willow	63	24	1990	0.51	0	0.43	0	0	0.13	0	-0.15	0.09	0	0	11926.7	0
willow	64	24	1990	0.25	0	0.2	0	0	0.09	0	-0.13	0.09	0	0	11926.9	0
willow	65	24	1990	0	0	0.58	0	0	-0.53	0	-0.13	0.09	0	0	11927.5	0
willow	66	24	1990	0	0	0.17	0	0	-0.12	0	-0.14	0.09	0	0	11927.6	0
willow	67	24	1990	0	0	0.29	0	0	-0.27	0	-0.11	0.09	0	0	11927.9	0
willow	68	24	1990	0	0	0.17	0	0	-0.59	0	-0.08	0.09	0.41	0	11928.1	0
willow	69	24	1990	0	0	-0.15	0	0	-9.15	0	-0.06	0.09	9.28	0	11927.9	0
willow	70	24	1990	2.54	0	-0.22	0	0	-18.64	0	1.94	0.09	19.38	0	11927.7	0
willow	71	24	1990	24.64	0	-0.41	0	0	-11.84	0	10.8	0.09	25.99	0	11927.3	0
willow	72	24	1990	0.25	0	-0.13	0	0	-3.92	0	4.22	0.09	0	0	11927.2	0
willow	73	24	1990	8.64	0	1.05	0	0	0	0	7.5	0.09	0	0	11928.2	0
willow	74	24	1990	0	0	1.78	0	0	0	0	-1.87	0.09	0	0	11930	0
willow	75	24	1990	0.25	0	2.97	0	0	0	0	-2.8	0.09	0	0	11933	0
willow	76	24	1990	22.35	0	3.85	0	0	0	0	18.42	0.09	0	0	11936.8	-0.01
willow	77	24	1990	0.25	0	4.23	0	0	0	0	-4.06	0.09	0	0	11941.1	0
willow	78	24	1990	5.08	0	1.86	0	0	0	0	3.13	0.09	0	0	11942.9	0
willow	79	24	1990	11.68	0	2.35	0	0	0	0	9.24	0.09	0	0	11945.3	0
willow	80	24	1990	0	0	3.66	0	0	0	0	-3.75	0.09	0	0	11948.9	0
willow	81	24	1990	0	0	3.9	0	0	0	0	-3.99	0.09	0	0	11952.8	0
willow	82	24	1990	2.03	0	4.29	0	0	0	0	-2.35	0.09	0	0	11957.1	0
willow	83	24	1990	1.02	0	1.37	0	0	0.96	0	-1.41	0.09	0	0	11958.5	0
willow	84	24	1990	0	0	1.18	0	0	-0.96	0	-0.31	0.09	0	0	11959.7	0
willow	85	24	1990	0.51	0	3.65	0	0	0	0	-3.22	0.09	0	0	11963.3	-0.01
willow	86	24	1990	0	0	3.57	0	0	0	0	-3.66	0.09	0	0	11966.9	0
willow	87	24	1990	0	0	1.86	0	0	0	0	-1.95	0.09	0	0	11968.8	0
willow	88	24	1990	0	0	2.71	0	0	0	0	-2.8	0.09	0	0	11971.5	0
willow	89	24	1990	12.45	0	1.96	0	0	0	0	10.4	0.09	0	0	11973.4	0
willow	90	24	1990	0	0	1.66	0	0	0	0	-1.75	0.09	0	0	11975.1	0
willow	91	24	1990	11.43	0	1.09	0	0	0	0	10.24	0.1	0	0	11976.2	0
willow	92	24	1990	3.05	0	2.35	0	0	0	0	0.6	0.1	0	0	11978.5	0
willow	93	24	1990	9.65	0	1.41	0	0	0	0	8.15	0.1	0	0	11979.9	0
willow	94	24	1990	19.3	0	1.93	0	0	0	0	17.25	0.1	0	0	11981.9	0.02
willow	95	24	1990	5.08	0	3.15	0	0	0	0	1.83	0.1	0	0	11985	0
willow	96	24	1990	1.02	0	2.76	0	0	0	0	-1.85	0.1	0	0	11987.8	0
willow	97	24	1990	0	0	2.91	0	0	0	0	-3.02	0.1	0	0	11990.7	0
willow	98	24	1990	0	0	3.77	0	0	0	0	-3.87	0.11	0	0	11994.5	0
willow	99	24	1990	0	0	3.42	0	0	0	0	-3.53	0.11	0	0	11997.9	0
willow	100	24	1990	19.81	0	2.02	0	0	0	0	17.68	0.11	0	0	11999.9	0
willow	101	24	1990	2.29	0	3.38	0	0	0	0	-1.21	0.11	0	0	12003.3	0
willow	102	24	1990	0	0	4.36	0	0	0	0	-4.47	0.11	0	0	12007.7	0
willow	103	24	1990	0	0	1.86	0	0	0	0	-1.97	0.12	0	0	12009.5	0
willow	104	24	1990	4.57	0	3.5	0	0	0	0	0.96	0.12	0	0	12013	0
willow	105	24	1990	1.02	0	4.46	0	0	0	0	-3.57	0.12	0	0	12017.5	0
willow	106	24	1990	0	0	3.19	0	0	0	0	-3.32	0.13	0	0	12020.7	0
willow	107	24	1990	3.56	0	5.87	0	0	0	0	-2.45	0.13	0	0	12026.5	0

Attachment D-1
Honeywell
Wastebeds 9-15 SWSR Pre-Design Investigation
SHAW Output Data

RUN	DAY	HR	YR	PRECIP	precip INTRCP	ET	TRANSP	CANOPY chg in storage	SNOW chg in storage	RESIDUE chg in storage	SOIL chg in storage	PERC	RUNOFF	PONDED	Etcum	ERROR
willow	108	24	1990	0	0	3.75	0	0	0	0	-3.88	0.13	0	0	12030.3	0
willow	109	24	1990	0	0	3.02	0	0	0	0	-3.16	0.14	0	0	12033.3	0
willow	110	24	1990	5.59	0	6.15	0	0	0	0	-0.7	0.14	0	0	12039.4	0
willow	111	24	1990	4.57	0	2.73	0	0	0	0	1.7	0.15	0	0	12042.2	0
willow	112	24	1990	0	0	2.72	0	0	0	0	-2.87	0.15	0	0	12044.9	0
willow	113	24	1990	0	0	5.19	0	0	0	0	-5.35	0.16	0	0	12050.1	0
willow	114	24	1990	0	0	2.81	0	0	0	0	-2.97	0.16	0	0	12052.9	0
willow	115	24	1990	12.95	0	2.31	0	0	0	0	10.48	0.17	0	0	12055.2	0
willow	116	24	1990	0	0	3.83	0	0	0	0	-4.01	0.17	0	0	12059	0
willow	117	24	1990	0	0	4.05	0	0	0	0	-4.23	0.18	0	0	12063.1	0
willow	118	24	1990	0	0	3.14	0	0	0	0	-3.32	0.19	0	0	12066.2	0
willow	119	24	1990	0	0	4.81	0	0	0	0	-5.01	0.19	0	0	12071	0
willow	120	24	1990	0	0	5.4	0	0	0	0	-5.6	0.2	0	0	12076.4	0
willow	121	24	1990	0	0	3.06	0.11	0	0	0	-3.27	0.21	0	0	12079.5	0
willow	122	24	1990	0	0	4.76	0.23	0	0	0	-4.97	0.22	0	0	12084.2	-0.01
willow	123	24	1990	0	0	3.98	0.45	0	0	0	-4.19	0.22	0	0	12088.2	-0.01
willow	124	24	1990	7.62	0	3.95	0.49	0	0	0	3.45	0.23	0	0	12092.2	-0.01
willow	125	24	1990	16	0	3.72	0.17	0	0	0	12.05	0.24	0	0	12095.9	-0.01
willow	126	24	1990	0	0	2.48	0.73	0	0	0	-2.71	0.24	0	0	12098.4	-0.02
willow	127	24	1990	10.16	0	2.79	0.3	0	0	0	7.13	0.25	0	0	12101.2	-0.01
willow	128	24	1990	0	0	2.42	1.26	0	0	0	-2.66	0.26	0	0	12103.6	-0.02
willow	129	24	1990	0	0	4.19	1.97	0	0	0	-4.43	0.26	0	0	12107.8	-0.02
willow	130	24	1990	5.08	0	3.23	0.64	0	0	0	1.6	0.27	0	0	12111	-0.02
willow	131	24	1990	1.52	0	3.08	0.64	0	0	0	-1.81	0.28	0	0	12114.1	-0.02
willow	132	24	1990	3.05	0	2.96	0.63	0	0	0	-0.19	0.28	0	0	12117	-0.01
willow	133	24	1990	28.7	0	3.05	0.39	0	0	0	25.38	0.29	0	0	12120.1	-0.01
willow	134	24	1990	0	0	4.4	2.61	0	0	0	-4.68	0.3	0	0	12124.5	-0.02
willow	135	24	1990	0	0	4.2	2.76	0	0	0	-4.5	0.3	0	0	12128.7	-0.01
willow	136	24	1990	15.49	0.03	2.66	0.16	0	0	0	12.51	0.31	0	0	12131.3	0
willow	137	24	1990	10.16	0	6.06	2.35	0	0	0	3.82	0.31	0	0	12137.4	-0.01
willow	138	24	1990	5.33	0	4.06	0.58	0	0	0	0.98	0.32	0	0	12141.5	-0.02
willow	139	24	1990	0	0	2.82	1.75	0	0	0	-3.12	0.32	0	0	12144.3	-0.01
willow	140	24	1990	17.78	0.28	3.21	0.2	0	0	0	13.97	0.32	0	0	12147.5	0
willow	141	24	1990	2.29	0	3.26	0.45	0	0	0	-1.02	0.33	0	0	12150.8	-0.01
willow	142	24	1990	0	0	2.64	2.1	0	0	0	-2.96	0.33	0	0	12153.4	-0.02
willow	143	24	1990	0	0	3.56	2.87	0	0	0	-3.9	0.34	0	0	12157	0
willow	144	24	1990	0	0	4.91	3.81	0	0	0	-5.23	0.34	0	0	12161.9	-0.02
willow	145	24	1990	0	0	4.14	3.53	0	0	0	-4.45	0.34	0	0	12166	-0.03
willow	146	24	1990	0	0	2.51	2.21	0	0	0	-2.85	0.34	0	0	12168.5	-0.01
willow	147	24	1990	0	0	2.93	2.72	0	0	0	-3.26	0.35	0	0	12171.4	-0.01
willow	148	24	1990	0	0	5.46	4.72	0	0	0	-5.79	0.35	0	0	12176.9	-0.02
willow	149	24	1990	19.56	1.03	3.05	0.21	0	0	0	15.13	0.35	0	0	12180	-0.01
willow	150	24	1990	0	0	5.73	3.53	0	0	0	-5.04	0.35	0	0	12185.7	-0.01
willow	151	24	1990	0	0	5.61	4.85	0	0	0	-5.96	0.36	0	0	12191.3	-0.01
willow	152	24	1990	0	0	4.79	4.41	0	0	0	-5.15	0.36	0	0	12196.1	0
willow	153	24	1990	0	0	4.62	4.33	0	0	0	-4.96	0.36	0	0	12200.7	-0.02
willow	154	24	1990	3.3	0	5.41	2.46	0	0	0	-2.46	0.37	0	0	12206.1	-0.02
willow	155	24	1990	4.06	0	6.42	1.81	0	0	0	-2.71	0.37	0	0	12212.5	-0.01
willow	156	24	1990	0	0	5.71	4.63	0	0	0	-6.06	0.37	0	0	12218.2	-0.01
willow	157	24	1990	0.51	0	5.71	4.79	0	0	0	-5.57	0.37	0	0	12223.9	-0.01
willow	158	24	1990	1.02	0	6.02	4.33	0	0	0	-5.37	0.38	0	0	12230	-0.01
willow	159	24	1990	11.43	0.65	3.75	0.28	0	0	0	6.66	0.38	0	0	12233.7	-0.01
willow	160	24	1990	0	0	2.79	2.09	0	0	0	-2.51	0.38	0	0	12236.5	-0.02
willow	161	24	1990	0.25	0	4.19	3.28	0	0	0	-4.31	0.38	0	0	12240.7	-0.01
willow	162	24	1990	0	0	5.12	4.38	0	0	0	-5.49	0.39	0	0	12245.8	-0.02
willow	163	24	1990	0	0	5.61	5.18	0	0	0	-5.97	0.39	0	0	12251.4	-0.03
willow	164	24	1990	0	0	5.76	5.32	0	0	0	-6.14	0.39	0	0	12257.2	-0.01
willow	165	24	1990	0.76	0	3.67	3.01	0	0	0	-3.31	0.39	0	0	12260.8	0
willow	166	24	1990	0	0	4.25	4.12	0	0	0	-4.64	0.4	0	0	12265.1	-0.01
willow	167	24	1990	0	0	5.76	5.37	0	0	0	-6.15	0.4	0	0	12270.9	-0.01
willow	168	24	1990	0	0	6.31	5.81	0	0	0	-6.7	0.4	0	0	12277.2	-0.01
willow	169	24	1990	19.05	0	7.9	2.97	0	0	0	10.77	0.4	0	0	12285.1	-0.02
willow	170	24	1990	0.25	0	5.24	4.14	0	0	0	-5.37	0.4	0	0	12290.3	-0.01
willow	171	24	1990	0	0	5.57	5.07	0	0	0	-5.95	0.4	0	0	12295.9	-0.02
willow	172	24	1990	5.33	1.53	3.2	0.33	0	0	0	0.2	0.4	0	0	12299.1	0
willow	173	24	1990	12.7	0.33	4.82	0	0	0	0	8.65	0.41	0	0	12303.9	0.02
willow	174	24	1990	5.08	0	6.37	1.27	0	0	0	-1.34	0.41	0	0	12310.3	-0.02
willow	175	24	1990	0	0	5.17	4.52	0	0	0	-5.56	0.41	0	0	12315.5	-0.02
willow	176	24	1990	0	0	4.55	4.11	0	0	0	-4.94	0.41	0	0	12320	-0.02
willow	177	24	1990	0	0	4.77	4.55	0	0	0	-5.15	0.41	0	0	12324.8	-0.03
willow	178	24	1990	7.62	0	5.99	1.17	0	0	0	1.24	0.41	0	0	12330.8	-0.02
willow	179	24	1990	0	0	5.35	4.7	0	0	0	-5.73	0.41	0	0	12336.1	-0.02
willow	180	24	1990	1.52	0	5.78	3.93	0	0	0	-4.65	0.41	0	0	12341.9	-0.02
willow	181	24	1990	1.27	0	4.71	3.11	0	0	0	-3.83	0.41	0	0	12346.6	-0.02
willow	182	24	1990	1.27	0	5.3	3.64	0	0	0	-4.43	0.4	0	0	12351.9	-0.01
willow	183	24	1990	0	0	4.97	4.63	0	0	0	-5.34	0.4	0	0	12356.9	-0.03
willow	184	24	1990	0	0	4.66	4.29	0	0	0	-5.04	0.4	0	0	12361.5	-0.02
willow	185	24	1990	0.51	0	5.24	4.57	0.01	0	0	-5.14	0.4	0	0	12366.8	0
willow	186	24	1990	0	0	3.94	3.09	0	0	0	-4.32	0.4	0	0	12370.7	-0.02
willow	187	24	1990	0	0	3.36	2.61	0	0	0	-3.72	0.4	0	0	12374.1	-0.03
willow	188	24	1990	0	0	2.62	2.23	0	0	0	-3	0.4	0	0	12376.7	-0.02
willow	189	24	1990	0	0	2.13	1.83	0.01	0	0	-2.53	0.39	0	0	12378.8	0
willow	190	24	1990	4.32	0	5.29	1.04	0	0	0	-1.37	0.39	0	0	12384.1	0
willow	191	24	1990	0	0	2.82	2.03	-0.01	0	0	-3.19	0.39	0	0	12386.9	-0.01
willow	192	24	1990	0	0	2.08	1.55	0	0	0	-2.46	0.39	0	0	12389	-0.01
willow	193	24	1990	1.78	0	2.97	0.8	0	0	0	-1.59	0.39	0	0	12392	0.01
willow	194	24	1990	0	0	1.33	1.13	0	0	0	-1.69	0.38	0	0	12393.3	-0.02
willow	195	24	1990	0.76	0	1.97	1.03	0.01	0	0	-1.59	0.38	0	0	12395.3	0
willow	196	24	1990	3.05	0	3.13	0.42	0.01	0	0	-0.47	0.38	0	0	12398.4	0
willow	197	24	1990	5.59	0.33	4.86	0.23	-0.01	0	0	0.05	0.38	0	0	12403.3	-0.02
willow	198	24	1990	0.25	0	2.28	1.48	0	0	0	-2.06	0.38	0	0	12405.6	-0.01
willow	199	24	1990	0	0	2	1.64	0	0	0	-2.36	0.37	0	0	12407.5	-0.01
willow	200	24	1990	0	0	1.41	1.18	0	0	0	-1.77	0.37	0	0	12409	-0.01
willow	201	24	1990	24.64	0	5.15	0.18	0	0	0	19.14	0.37	0	0	12414.1	-0.02
willow	202	24	1990	0	0	4.78	4.44	0	0	0	-5.12	0.36	0	0	12418.9	-0.02
willow	203	24	1990	0.51	0	4.12	3.45	0	0	0	-3.95	0.36	0	0	12423	-0.02
willow	204	24	1990	39.37	1.13	4.37	0.36	0	0	0	33.51	0.36	0	0	12427.4	0
willow	205	24	1990	0	0	4.07	2.75	0	0	0	-3.27	0.36	0	0	12431.4	-0.02
willow	206	24	1990	0	0	4.82	4.6	0	0	0	-5.14	0.35	0	0	12436.3	-0.03
willow	207	24	1990	0	0	4.25	4.06	0	0	0	-4.57	0.35	0	0	12440.5	-0.03
willow	208	24	1990	0	0	5.71	5.56	0	0	0	-6.06	0.35	0	0	12446.2	-0.01
willow	209	24	1990	0	0	5.42	5.25	0	0	0	-5.75	0.35	0	0	12451.6	-0.01
willow	210	24	1990	0	0	3.46	3.35	0	0	0	-3.81	0.34	0	0	12455.1	0

Attachment D-1
Honeywell
Wastebeds 9-15 SWSR Pre-Design Investigation
SHAW Output Data

RUN	DAY	HR	YR	PRECIP	precip INTRCP	ET	TRANSP	CANOPY chg in storage	SNOW chg in storage	RESIDUE chg in storage	SOIL chg in storage	PERC	RUNOFF	PONDED	Etcum	ERROR
willow	211	24	1990	0.51	0	5.49	4.76	0	0	0	-5.3	0.34	0	0	12460.6	-0.03
willow	212	24	1990	11.94	2.08	3.42	0.22	0	0	0	6.13	0.34	0	0	12464	-0.02
willow	213	24	1990	0	0	6.13	3.59	-0.01	0	0	-4.36	0.34	0	0	12470.1	-0.02
willow	214	24	1990	0	0	3.01	2.93	0.01	0	0	-3.37	0.33	0	0	12473.2	0.03
willow	215	24	1990	0	0	4.29	4.08	0	0	0	-4.6	0.33	0	0	12477.4	-0.02
willow	216	24	1990	0	0	4.49	4.17	0	0	0	-4.79	0.33	0	0	12481.9	-0.03
willow	217	24	1990	17.02	0.58	4.99	0.39	0	0	0	11.12	0.32	0	0	12486.9	-0.01
willow	218	24	1990	0.76	0	2.94	1.53	0	0	0	-1.9	0.32	0	0	12489.9	-0.02
willow	219	24	1990	0.25	0	4.54	3.98	-0.01	0	0	-4.58	0.32	0	0	12494.4	-0.02
willow	220	24	1990	0	0	4.48	4.16	0	0	0	-4.77	0.32	0	0	12498.9	-0.03
willow	221	24	1990	0	0	3.87	3.6	0	0	0	-4.16	0.31	0	0	12502.8	-0.02
willow	222	24	1990	0	0	2.68	2.51	0	0	0	-2.99	0.31	0	0	12505.4	-0.01
willow	223	24	1990	0	0	2.16	2.04	0	0	0	-2.46	0.31	0	0	12507.6	-0.01
willow	224	24	1990	4.57	0	5.02	0.66	0	0	0	-0.74	0.31	0	0	12512.6	-0.01
willow	225	24	1990	10.67	0	5.71	0.55	0	0	0	4.67	0.3	0	0	12518.3	-0.02
willow	226	24	1990	0	0	3.65	3.29	-0.01	0	0	-3.91	0.3	0	0	12522	-0.03
willow	227	24	1990	0	0	3.39	3.06	0	0	0	-3.66	0.3	0	0	12525.4	-0.03
willow	228	24	1990	0	0	2.59	2.37	0.01	0	0	-2.9	0.3	0	0	12528	0
willow	229	24	1990	9.14	0	6.23	1.11	0.01	0	0	2.63	0.29	0	0	12534.2	-0.02
willow	230	24	1990	0.51	0	3.6	2.85	0	0	0	-3.35	0.29	0	0	12537.8	-0.04
willow	231	24	1990	9.4	0.26	5.31	0.22	-0.01	0	0	3.58	0.29	0	0	12543.1	-0.03
willow	232	24	1990	0	0	3.02	2.41	-0.01	0	0	-3.03	0.29	0	0	12546.1	-0.01
willow	233	24	1990	0.25	0	1.79	1.37	0	0	0	-1.82	0.28	0	0	12547.9	-0.01
willow	234	24	1990	4.06	0	4.31	0.48	0.01	0	0	-0.52	0.28	0	0	12552.2	-0.02
willow	235	24	1990	0	0	1.29	1.19	0	0	0	-1.55	0.28	0	0	12553.5	-0.02
willow	236	24	1990	0	0	1.74	1.6	0	0	0	-2	0.28	0	0	12555.3	-0.02
willow	237	24	1990	0	0	1.62	1.5	0	0	0	-1.87	0.28	0	0	12556.9	-0.03
willow	238	24	1990	0	0	1.4	1.26	0	0	0	-1.65	0.27	0	0	12558.3	-0.02
willow	239	24	1990	3.05	0	4.06	1.01	0	0	0	-1.28	0.27	0	0	12562.3	0
willow	240	24	1990	75.69	0	5.91	0.82	0	0	0	69.56	0.27	0	0	12568.2	-0.05
willow	241	24	1990	0	0	4.71	4.15	-0.01	0	0	-4.93	0.27	0	0	12572.9	-0.03
willow	242	24	1990	0	0	4.69	4.37	-0.01	0	0	-4.92	0.26	0	0	12577.6	-0.02
willow	243	24	1990	0	0	4.89	4.66	0	0	0	-5.13	0.26	0	0	12582.5	-0.02
willow	244	24	1990	0	0	4.57	4.41	0	0	0	-4.81	0.26	0	0	12587.1	-0.02
willow	245	24	1990	2.79	0	4.92	2.22	0	0	0	-2.38	0.26	0	0	12592	-0.01
willow	246	24	1990	0	0	3.87	3.44	-0.01	0	0	-4.08	0.26	0	0	12595.9	-0.03
willow	247	24	1990	0	0	4.55	4.27	0.01	0	0	-4.78	0.25	0	0	12600.4	-0.02
willow	248	24	1990	1.78	0	3.99	2.32	0.01	0	0	-2.48	0.25	0	0	12604.4	0
willow	249	24	1990	0	0	4.08	3.89	0	0	0	-4.31	0.25	0	0	12608.5	-0.02
willow	250	24	1990	6.6	1.58	3.59	0.12	-0.01	0	0	1.22	0.25	0	0	12612.1	-0.03
willow	251	24	1990	0	0	3.77	1.82	-0.01	0	0	-2.42	0.25	0	0	12615.9	-0.01
willow	252	24	1990	12.95	0	5.55	0.47	0	0	0	7.16	0.24	0	0	12621.4	0
willow	253	24	1990	0	0	3.5	3.45	0.01	0	0	-3.75	0.24	0	0	12624.9	-0.01
willow	254	24	1990	0	0	3.6	3.5	0.01	0	0	-3.84	0.24	0	0	12628.5	0
willow	255	24	1990	0	0	4.18	3.98	0	0	0	-4.37	0.24	0	0	12632.7	-0.04
willow	256	24	1990	0	0	4.15	3.99	0	0	0	-4.35	0.24	0	0	12636.9	-0.04
willow	257	24	1990	9.14	0	5.96	1.14	0	0	0	2.97	0.23	0	0	12642.8	-0.01
willow	258	24	1990	8.13	0.88	4.27	0.12	-0.01	0	0	2.78	0.23	0	0	12647.1	-0.02
willow	259	24	1990	0	0	4.06	2.65	-0.01	0	0	-3.39	0.23	0	0	12651.1	-0.01
willow	260	24	1990	0	0	3.56	2.83	-0.01	0	0	-3.76	0.23	0	0	12654.7	-0.02
willow	261	24	1990	0	0	3.44	3.03	0	0	0	-3.65	0.23	0	0	12658.1	-0.02
willow	262	24	1990	7.37	1.65	3.03	0.09	0.01	0	0	2.47	0.23	0	0	12661.2	-0.01
willow	263	24	1990	0	0	2.97	1.14	0	0	0	-1.54	0.22	0	0	12664.1	0
willow	264	24	1990	0	0	2.56	2.37	0	0	0	-2.75	0.22	0	0	12666.7	-0.03
willow	265	24	1990	3.81	0	4.69	1.08	0	0	0	-1.08	0.22	0	0	12671.4	-0.02
willow	266	24	1990	2.54	0	4.58	1.78	-0.01	0	0	-2.23	0.22	0	0	12675.9	-0.01
willow	267	24	1990	1.02	0	4.01	2.74	0	0	0	-3.21	0.22	0	0	12680	0
willow	268	24	1990	0	0	3.25	3	0	0	0	-3.46	0.22	0	0	12683.2	-0.01
willow	269	24	1990	8.89	1.49	3.22	0.33	0.01	0	0	3.96	0.21	0	0	12686.4	0
willow	270	24	1990	0	0	2.93	1.32	0	0	0	-1.64	0.21	0	0	12689.4	-0.01
willow	271	24	1990	0	0	2.97	2.81	0	0	0	-3.16	0.21	0	0	12692.3	-0.02
willow	272	24	1990	7.62	0.77	3.8	0.43	0	0	0	2.84	0.21	0	0	12696.1	0
willow	273	24	1990	14.99	0.33	4.25	0	-0.01	0	0	10.99	0.21	0	0	12700.4	-0.01
willow	274	24	1990	0	0	3.08	2.25	-0.01	0	0	-2.93	0.21	0	0	12703.5	-0.01
willow	275	24	1990	0	0	2.5	2.02	0	0	0	-2.69	0.2	0	0	12705.9	-0.01
willow	276	24	1990	0	0	2.17	2	0	0	0	-2.36	0.2	0	0	12708.1	-0.01
willow	277	24	1990	14.22	0	4.04	0.52	0.01	0	0	9.96	0.2	0	0	12712.2	0.01
willow	278	24	1990	0	0	4.03	3.63	-0.01	0	0	-4.22	0.2	0	0	12716.2	-0.01
willow	279	24	1990	0	0	5.39	5.23	0.01	0	0	-5.6	0.2	0	0	12721.6	0.01
willow	280	24	1990	0	0	4.14	3.75	0	0	0	-4.32	0.2	0	0	12725.7	-0.01
willow	281	24	1990	2.79	0.53	2.13	0.12	0	0	0	-0.03	0.2	0	0	12727.9	-0.03
willow	282	24	1990	13.46	0.79	2.52	0	0	0	0	10.5	0.19	0	0	12730.4	-0.01
willow	283	24	1990	5.08	0	3.64	0.42	0	0	0	2.05	0.19	0	0	12734	-0.01
willow	284	24	1990	31.24	0.67	2.42	0.15	0	0	0	27.98	0.19	0	0	12736.4	-0.03
willow	285	24	1990	9.4	0.62	2.17	0	0	0	0	7.09	0.19	0	0	12738.6	0
willow	286	24	1990	15.24	0.44	2.23	0	0	0	0	13	0.19	0	0	12740.8	-0.01
willow	287	24	1990	0.76	0	1.39	0.1	-0.01	0	0	-0.36	0.19	0	0	12742.2	-0.01
willow	288	24	1990	0	0	2.04	1.43	-0.01	0	0	-2.19	0.19	0	0	12744.3	-0.03
willow	289	24	1990	0	0	2.52	1.71	-0.01	0	0	-2.68	0.18	0	0	12746.8	-0.02
willow	290	24	1990	0	0	3.15	2.68	0	0	0	-3.33	0.18	0	0	12749.9	-0.01
willow	291	24	1990	9.91	0	3.91	1.57	0.01	0	0	5.82	0.18	0	0	12753.9	-0.02
willow	292	24	1990	1.27	0	2.93	0.9	-0.01	0	0	-1.82	0.18	0	0	12756.8	-0.01
willow	293	24	1990	0	0	1.86	1.1	0	0	0	-2.04	0.18	0	0	12758.6	0
willow	294	24	1990	0	0	1.99	1.58	0	0	0	-2.16	0.18	0	0	12760.6	-0.01
willow	295	24	1990	6.86	0.15	1.63	0.09	0.01	0	0	4.88	0.18	0	0	12762.3	0
willow	296	24	1990	37.08	0	1.84	0.1	0	0	0	35.24	0.18	0	0	12764.1	-0.02
willow	297	24	1990	0	0	1.76	0.68	0	0	0	-1.91	0.18	0	0	12765.9	-0.01
willow	298	24	1990	0.51	0	1.74	0.54	0	0	0	-1.39	0.17	0	0	12767.6	-0.02
willow	299	24	1990	0	0	1.55	0.18	0	0	0	-1.71	0.17	0	0	12769.2	-0.02
willow	300	24	1990	0	0	1.13	0.44	0	0	0	-1.3	0.17	0	0	12770.3	0
willow	301	24	1990	6.6	0	2.15	0.23	0	0	0	4.3	0.17	0	0	12772.4	-0.02
willow	302	24	1990	0.25	0	1.56	0.09	0	0	0	-1.46	0.17	0	0	12774	-0.01
willow	303	24	1990	0	0	0.72	0.2	0	0	0	-0.92	0.17	0	0	12774.7	0.03
willow	304	24	1990	0	0	1.58	0.12	0	0	0	-1.74	0.17	0	0	12776.3	0
willow	305	24	1990	0	0	1.16	0	0	0	0	-1.32	0.17	0	0	12777.4	0
willow	306	24	1990	0	0	1.89	0	0	0	0	-2.06	0.17	0	0	12779.3	0
willow	307	24	1990	0	0	1.43	0	0	0	0	-1.6	0.16	0	0	12780.8	0
willow	308	24	1990	1.52	0	1.87	0	0	0	0	-0.5	0.16	0	0	12782.6	0
willow	309	24	1990	1.78	0	1.98	0	0	0	0	-0.36	0.16	0	0	12784.6	0
willow	310	24	1990	8.89	0	3.24	0	0	0	0	5.49	0.16	0	0	12787.9	0
willow	311	24	1990	2.03	0	1.58	0	0	0	0	0.29	0.16	0	0	12789.4	0
willow	312	24	1990	1.27	0	0.99	0	0	0	0	0.13	0.16	0	0	12790.4	0
willow	313	24	1990	2.29	0	1.14	0	0	0	0	0.99	0.16	0	0	12791.6	0

Attachment D-1
Honeywell
Wastebeds 9-15 SWSR Pre-Design Investigation
SHAW Output Data

RUN	DAY	HR	YR	PRECIP	precip INTRCP	ET	TRANSP	CANOPY chg in storage	SNOW chg in storage	RESIDUE chg in storage	SOIL chg in storage	PERC	RUNOFF	PONDED	Etcum	ERROR
willow	314	24	1990	21.59	0	0.51	0	0	0	0	20.91	0.16	0	0	12792.1	0
willow	315	24	1990	8.13	0	2.44	0	0	0	0	5.53	0.16	0	0	12794.5	0
willow	316	24	1990	2.54	0	1.59	0	0	2.26	0	-1.47	0.16	0	0	12796.1	0
willow	317	24	1990	0	0	0.76	0	0	-0.3	0	-0.61	0.16	0	0	12796.9	0
willow	318	24	1990	0	0	0.25	0	0	-0.5	0	0.09	0.15	0	0	12797.1	0
willow	319	24	1990	0	0	0.05	0	0	-1.46	0	1.22	0.15	0	0	12797.2	0.04
willow	320	24	1990	3.56	0	1.96	0	0	0	0	1.45	0.15	0	0	12799.1	0
willow	321	24	1990	1.78	0	2.02	0	0	0	0	-0.4	0.15	0	0	12801.2	0
willow	322	24	1990	0	0	2.24	0	0	0	0	-2.4	0.15	0	0	12803.4	0
willow	323	24	1990	0	0	0.63	0	0	0	0	-0.78	0.15	0	0	12804	0
willow	324	24	1990	0	0	-0.07	0	0	0	0	-0.08	0.15	0	0	12804	0
willow	325	24	1990	0.25	0	0.26	0	0	0	0	-0.15	0.15	0	0	12804.2	0
willow	326	24	1990	14.73	0	1.18	0	0	0	0	13.4	0.15	0	0	12805.4	0
willow	327	24	1990	2.03	0	0.59	0	0	0	0	1.29	0.15	0	0	12806	0
willow	328	24	1990	0	0	2.62	0	0	0	0	-2.76	0.15	0	0	12808.6	0
willow	329	24	1990	0	0	2.76	0	0	0	0	-2.9	0.15	0	0	12811.4	0
willow	330	24	1990	0	0	1.36	0	0	0	0	-1.5	0.15	0	0	12812.7	0
willow	331	24	1990	8.13	0	0.98	0	0	0	0	7	0.15	0	0	12813.7	0
willow	332	24	1990	0.25	0	1.88	0	0	0	0	-1.78	0.15	0	0	12815.6	0
willow	333	24	1990	0.51	0	3.08	0	0	0	0	-2.72	0.15	0	0	12818.7	0
willow	334	24	1990	0.76	0	1.39	0	0	0	0	-0.78	0.15	0	0	12820.1	0
willow	335	24	1990	0	0	1.82	0	0	0	0	-1.97	0.15	0	0	12821.9	0
willow	336	24	1990	0	0	1.06	0	0	0	0	-1.2	0.15	0	0	12822.9	0
willow	337	24	1990	11.94	0	0.94	0	0	11.14	0	-0.28	0.15	0	0	12823.9	0
willow	338	24	1990	13.46	0	-0.13	0	0	-6.94	0	20.39	0.15	0	0	12823.7	0
willow	339	24	1990	2.54	0	0.21	0	0	2.62	0	-0.44	0.15	0	0	12824	0
willow	340	24	1990	0	0	-0.01	0	0	0.02	0	-0.16	0.15	0	0	12823.9	0
willow	341	24	1990	0	0	0.16	0	0	-0.61	0	0.3	0.15	0	0	12824.1	0
willow	342	24	1990	0	0	-0.02	0	0	-0.56	0	0.43	0.15	0	0	12824.1	0
willow	343	24	1990	0	0	0.03	0	0	-3.71	0	3.54	0.15	0	0	12824.1	0
willow	344	24	1990	0	0	1.61	0	0	-1.96	0	0.21	0.15	0	0	12825.7	0
willow	345	24	1990	0	0	1.43	0	0	0	0	-1.58	0.15	0	0	12827.2	0
willow	346	24	1990	0	0	0.5	0	0	0	0	-0.65	0.15	0	0	12827.7	0
willow	347	24	1990	2.29	0	0.43	0	0	0	0	1.71	0.15	0	0	12828.1	0
willow	348	24	1990	0	0	1.67	0	0	0	0	-1.82	0.15	0	0	12829.8	0
willow	349	24	1990	1.02	0	-0.13	0	0	1.27	0	-0.27	0.15	0	0	12829.6	0
willow	350	24	1990	8.13	0	-0.18	0	0	0.48	0	7.68	0.15	0	0	12829.4	0
willow	351	24	1990	0.51	0	0.27	0	0	0.44	0	-0.35	0.15	0	0	12829.7	0
willow	352	24	1990	22.1	0	-0.45	0	0	-2.18	0	1.15	0.15	23.42	0	12829.3	0
willow	353	24	1990	0.25	0	0.61	0	0	0	0	-0.5	0.15	0	0	12829.9	0
willow	354	24	1990	0	0	1.3	0	0	0	0	-1.45	0.15	0	0	12831.2	0
willow	355	24	1990	14.22	0	-0.51	0	0	0	0	4.65	0.15	9.93	0	12830.7	0
willow	356	24	1990	0.25	0	0.16	0	0	0	0	-0.06	0.16	0	0	12830.8	0
willow	357	24	1990	14.99	0	1.06	0	0	0	0	13.77	0.16	0	0	12831.9	0
willow	358	24	1990	15.24	0	1.5	0	0	15.09	0	-1.51	0.16	0	0	12833.4	0
willow	359	24	1990	0	0	0.23	0	0	-0.09	0	-0.3	0.16	0	0	12833.6	0
willow	360	24	1990	0	0	0.61	0	0	-0.41	0	-0.36	0.16	0	0	12834.2	0
willow	361	24	1990	0	0	0.17	0	0	0.09	0	-0.42	0.16	0	0	12834.4	0
willow	362	24	1990	4.32	0	0.17	0	0	4.27	0	-0.29	0.16	0	0	12834.5	0
willow	363	24	1990	1.52	0	-0.58	0	0	-8.34	0	10.28	0.16	0	0	12834	0
willow	364	24	1990	19.3	0	-0.73	0	0	-10.62	0	12.6	0.17	17.9	0	12833.2	0
willow	365	24	1990	1.02	0	1.12	0	0	1.27	0	-1.54	0.17	0	0	12834.4	0
willow	1	24	1991	0	0	0.14	0	0	0.18	0	-0.48	0.17	0	0	12834.5	0
willow	2	24	1991	0	0	0.15	0	0	0.06	0	-0.39	0.17	0	0	12834.6	0
willow	3	24	1991	0.76	0	0.13	0	0	1.04	0	-0.58	0.17	0	0	12834.8	0
willow	4	24	1991	0	0	0.4	0	0	-0.06	0	-0.51	0.17	0	0	12835.2	0
willow	5	24	1991	1.78	0	0.15	0	0	1.82	0	-0.36	0.17	0	0	12835.3	0
willow	6	24	1991	0.76	0	0.06	0	0	0.76	0	-0.24	0.18	0	0	12835.4	0
willow	7	24	1991	0	0	0.14	0	0	0.14	0	-0.45	0.18	0	0	12835.5	0
willow	8	24	1991	0	0	0.11	0	0	0.13	0	-0.42	0.18	0	0	12835.6	0
willow	9	24	1991	4.83	0	0.19	0	0	4.71	0	-0.25	0.18	0	0	12835.8	0
willow	10	24	1991	0.25	0	0.17	0	0	0.24	0	-0.34	0.18	0	0	12836	0
willow	11	24	1991	16.51	0	0.32	0	0	16.33	0	-0.33	0.19	0	0	12836.3	0
willow	12	24	1991	4.06	0	0.06	0	0	4.03	0	-0.21	0.19	0	0	12836.4	0
willow	13	24	1991	0.51	0	-0.01	0	0	0.55	0	-0.22	0.19	0	0	12836.4	0
willow	14	24	1991	0.51	0	0.14	0	0	0.4	0	-0.23	0.19	0	0	12836.5	0
willow	15	24	1991	0	0	-0.03	0	0	-0.5	0	-0.18	0.19	0.52	0	12836.5	0
willow	16	24	1991	17.53	0	-0.17	0	0	-2.48	0	-0.15	0.2	20.12	0	12836.3	0
willow	17	24	1991	4.06	0	0.11	0	0	-4.22	0	0.04	0.2	7.93	0	12836.4	0
willow	18	24	1991	1.27	0	0.76	0	0	0.54	0	-0.23	0.2	0	0	12837.2	0
willow	19	24	1991	0	0	0.36	0	0	-1.78	0	-0.24	0.2	1.46	0	12837.5	0
willow	20	24	1991	1.02	0	0.14	0	0	-0.99	0	-0.26	0.21	1.92	0	12837.7	0
willow	21	24	1991	0	0	0.32	0	0	-0.1	0	-0.42	0.21	0	0	12838	0
willow	22	24	1991	0	0	0.12	0	0	0.06	0	-0.39	0.21	0	0	12838.1	0
willow	23	24	1991	1.02	0	0.52	0	0	0.58	0	-0.3	0.21	0	0	12838.6	0
willow	24	24	1991	0.51	0	0.42	0	0	0.17	0	-0.3	0.22	0	0	12839.1	0
willow	25	24	1991	0	0	0.12	0	0	0.02	0	-0.35	0.22	0	0	12839.2	0
willow	26	24	1991	0.51	0	0.12	0	0	0.48	0	-0.32	0.22	0	0	12839.3	0
willow	27	24	1991	0	0	0.51	0	0	-0.45	0	-0.28	0.22	0	0	12839.8	0
willow	28	24	1991	0.76	0	0.25	0	0	0.13	0	-0.25	0.22	0.41	0	12840	0
willow	29	24	1991	0	0	0.11	0	0	-0.2	0	-0.26	0.23	0.12	0	12840.2	0
willow	30	24	1991	1.78	0	0.22	0	0	1.09	0	-0.22	0.23	0.46	0	12840.4	0
willow	31	24	1991	3.56	0	-0.01	0	0	3.63	0	-0.29	0.23	0	0	12840.4	0
willow	32	24	1991	0.51	0	0.12	0	0	0.45	0	-0.29	0.23	0	0	12840.5	0
willow	33	24	1991	0	0	0.02	0	0	0.02	0	-0.28	0.23	0	0	12840.5	0
willow	34	24	1991	0	0	-0.07	0	0	-0.47	0	-0.24	0.23	0.55	0	12840.4	0
willow	35	24	1991	0	0	0.11	0	0	-4.49	0	-0.2	0.24	4.35	0	12840.5	0
willow	36	24	1991	0.51	0	-0.21	0	0	-9.83	0	0.61	0.24	9.7	0	12840.3	0
willow	37	24	1991	2.29	0	-0.07	0	0	-5.74	0	2.43	0.24	5.43	0	12840.3	0
willow	38	24	1991	3.56	0	-0.22	0	0	-5.29	0	4.22	0.24	4.61	0	12840	0
willow	39	24	1991	0	0	0.01	0	0	-1.05	0	0.81	0.24	0	0	12840.1	0
willow	40	24	1991	0	0	0.15	0	0	-1.19	0	0.81	0.24	0	0	12840.2	-0.01
willow	41	24	1991	0	0	2.65	0	0	0	0	-2.89	0.24	0	0	12842.9	0
willow	42	24	1991	6.6	0	0.6	0	0	6.54	0	-0.78	0.24	0	0	12843.5	0
willow	43	24	1991	0	0	0	0	0	0.25	0	-0.49	0.24	0	0	12843.5	0
willow	44	24	1991	1.02	0	0.12	0	0	1	0	-0.34	0.24	0	0	12843.6	0
willow	45	24	1991	6.86	0	0.16	0	0	6.68	0	-0.23	0.25	0	0	12843.7	0
willow	46	24	1991	0.51	0	0.56	0	0	0.1	0	-0.4	0.25	0	0	12844.3	0
willow	47	24	1991	1.27	0	0.23	0	0	1.22	0	-0.43	0.25	0	0	12844.5	0
willow	48	24	1991	0.76	0	0.17	0	0	0.65	0	-0.31	0.25	0	0	12844.7	0
willow	49	24	1991	3.3	0	0.22	0	0	3.16	0	-0.32	0.25	0	0	12844.9	0
willow	50	24	1991	2.54	0	-0.27	0	0	-8.35	0	10.92	0.25	0	0	12844.6	0
willow	51	24	1991	5.59	0	0.13	0	0	-11.24	0	1.76	0.25	14.7	0	12844.8	0

Attachment D-1
Honeywell
Wastebeds 9-15 SWSR Pre-Design Investigation
SHAW Output Data

RUN	DAY	HR	YR	PRECIP	precip INTRCP	ET	TRANSP	CANOPY chg in storage	SNOW chg in storage	RESIDUE chg in storage	SOIL chg in storage	PERC	RUNOFF	PONDED	Etcum	ERROR
willow	52	24	1991	0	0	0.45	0	0	0	0	-0.7	0.25	0	0	12845.2	0
willow	53	24	1991	0.25	0	2.63	0	0	0	0	-2.62	0.25	0	0	12847.8	0
willow	54	24	1991	0	0	3.53	0	0	0	0	-3.77	0.25	0	0	12851.4	0
willow	55	24	1991	0.25	0	1.37	0	0	0	0	-1.36	0.25	0	0	12852.7	0
willow	56	24	1991	0	0	1.19	0	0	0	0	-1.43	0.25	0	0	12853.9	0
willow	57	24	1991	0	0	1.71	0	0	0	0	-1.96	0.25	0	0	12855.6	0
willow	58	24	1991	0	0	2.74	0	0	0	0	-2.98	0.25	0	0	12858.4	0
willow	59	24	1991	3.3	0	0.13	0	0	3.18	0	-0.26	0.25	0	0	12858.5	0
willow	60	24	1991	0.51	0	-0.1	0	0	-3.18	0	3.54	0.24	0	0	12858.4	0
willow	61	24	1991	5.59	0	1.3	0	0	0	0	4.04	0.24	0	0	12859.7	0
willow	62	24	1991	13.21	0	0.35	0	0	0	0	6.22	0.24	6.39	0	12860.1	0
willow	63	24	1991	21.34	0	0.74	0	0	0	0	2.23	0.24	18.13	0	12860.8	0
willow	64	24	1991	0.76	0	2.8	0	0	0	0	-2.28	0.24	0	0	12863.6	-0.01
willow	65	24	1991	1.52	0	2.38	0	0	0	0	-1.1	0.24	0	0	12866	0
willow	66	24	1991	1.78	0	3.5	0	0	0	0	-1.96	0.24	0	0	12869.5	0
willow	67	24	1991	0	0	4.05	0	0	0	0	-4.29	0.24	0	0	12873.5	0
willow	68	24	1991	0	0	1.57	0	0	0	0	-1.81	0.24	0	0	12875.1	0
willow	69	24	1991	0	0	2.96	0	0	0	0	-3.2	0.24	0	0	12878.1	0
willow	70	24	1991	0	0	2.12	0	0	0	0	-2.36	0.24	0	0	12880.2	0
willow	71	24	1991	0	0	2.28	0	0	0	0	-2.52	0.24	0	0	12882.5	0
willow	72	24	1991	0	0	1.96	0	0	0	0	-2.2	0.24	0	0	12884.4	0
willow	73	24	1991	1.78	0	0.26	0	0	1.53	0	-0.24	0.24	0	0	12884.7	0
willow	74	24	1991	2.54	0	0.93	0	0	-1.53	0	2.9	0.24	0	0	12885.6	0
willow	75	24	1991	0	0	3.32	0	0	0	0	-3.56	0.24	0	0	12888.9	0
willow	76	24	1991	0	0	2.36	0	0	0	0	-2.6	0.24	0	0	12891.3	0
willow	77	24	1991	2.54	0	0.81	0	0	0	0	1.5	0.23	0	0	12892.1	0
willow	78	24	1991	1.02	0	3.38	0	0	0	0	-2.6	0.23	0	0	12895.5	0
willow	79	24	1991	0	0	4	0	0	0	0	-4.23	0.23	0	0	12899.5	0
willow	80	24	1991	3.56	0	0.81	0	0	1.83	0	0.68	0.23	0	0	12900.3	0
willow	81	24	1991	0	0	0.35	0	0	-1.83	0	1.25	0.23	0	0	12900.6	0
willow	82	24	1991	17.27	0	1.32	0	0	0	0	15.71	0.23	0	0	12902	0
willow	83	24	1991	8.89	0	1.67	0	0	0	0	6.99	0.23	0	0	12903.6	0
willow	84	24	1991	1.27	0	1.04	0	0	0	0	0	0.23	0	0	12904.7	0
willow	85	24	1991	0	0	2.26	0	0	0	0	-2.49	0.23	0	0	12906.9	0
willow	86	24	1991	17.53	0	1.9	0	0	0	0	15.43	0.23	0	0	12908.8	-0.03
willow	87	24	1991	2.29	0	7.04	0	0	0	0	-4.98	0.23	0	0	12915.9	0
willow	88	24	1991	0	0	3.37	0	0	0	0	-3.6	0.23	0	0	12919.2	0
willow	89	24	1991	0	0	4.38	0	0	0	0	-4.61	0.23	0	0	12923.6	0
willow	90	24	1991	0	0	2.62	0	0	0	0	-2.85	0.23	0	0	12926.2	0
willow	91	24	1991	4.06	0	1.11	0	0	0	0	2.72	0.23	0	0	12927.3	0
willow	92	24	1991	3.3	0	1.74	0.01	0	0	0	1.33	0.23	0	0	12929.1	0.01
willow	93	24	1991	0	0	3.69	0.13	0	0	0	-3.91	0.23	0	0	12932.8	0
willow	94	24	1991	0	0	3.36	0.43	0	0	0	-3.58	0.23	0	0	12936.1	-0.01
willow	95	24	1991	0.25	0	1.43	0.34	0.01	0	0	-1.42	0.23	0	0	12937.6	0.01
willow	96	24	1991	3.05	0	3.14	0.54	0	0	0	-0.31	0.23	0	0	12940.7	-0.01
willow	97	24	1991	0	0	5.42	1.32	0	0	0	-5.64	0.23	0	0	12946.1	-0.01
willow	98	24	1991	7.87	0	3.68	0.9	0	0	0	3.94	0.23	0	0	12949.8	0.02
willow	99	24	1991	2.54	0	3.27	0.65	0	0	0	-0.96	0.23	0	0	12953.1	0
willow	100	24	1991	6.6	0	3.65	0.58	-0.01	0	0	2.76	0.23	0	0	12956.7	-0.03
willow	101	24	1991	0	0	4.89	0.45	-0.01	0	0	-5.09	0.23	0	0	12961.6	-0.03
willow	102	24	1991	0	0	3.82	0.7	0	0	0	-4.05	0.24	0	0	12965.4	0
willow	103	24	1991	0.25	0	2.08	0.56	0	0	0	-2.08	0.24	0	0	12967.5	0.01
willow	104	24	1991	2.03	0	3.96	1.03	0	0	0	-2.17	0.24	0	0	12971.5	0
willow	105	24	1991	12.45	0	1.94	0.35	0.01	0	0	10.25	0.24	0	0	12973.4	0.01
willow	106	24	1991	0	0	4.47	1.64	0	0	0	-4.7	0.25	0	0	12977.9	-0.02
willow	107	24	1991	0	0	2.22	0.78	0	0	0	-2.46	0.25	0	0	12980.1	0
willow	108	24	1991	0	0	2.51	1.01	0	0	0	-2.78	0.25	0	0	12982.6	0.01
willow	109	24	1991	0.51	0	4.12	1.69	0	0	0	-3.86	0.26	0	0	12986.7	-0.01
willow	110	24	1991	10.16	0	1.99	0.18	0	0	0	7.91	0.26	0	0	12988.7	0
willow	111	24	1991	27.43	0.41	1.29	0	0	0	0	25.47	0.26	0	0	12990	0
willow	112	24	1991	11.94	0.18	1.63	0	0	0	0	10.26	0.27	0	0	12991.7	0
willow	113	24	1991	0	0	4.25	1.94	0	0	0	-4.34	0.27	0	0	12995.9	0
willow	114	24	1991	0	0	2.95	1.91	0	0	0	-3.23	0.27	0	0	12998.9	0
willow	115	24	1991	0	0	4.84	2.56	0	0	0	-5.13	0.28	0	0	13003.7	0.01
willow	116	24	1991	0.25	0	4.46	2.8	0	0	0	-4.49	0.28	0	0	13008.2	0
willow	117	24	1991	0	0	5.04	3.07	0.01	0	0	-5.33	0.29	0	0	13013.2	0
willow	118	24	1991	0	0	3.73	2.45	0	0	0	-4.02	0.29	0	0	13016.9	0
willow	119	24	1991	0	0	4.53	3.34	0	0	0	-4.84	0.3	0	0	13021.5	0.01
willow	120	24	1991	6.35	0	4.21	1.59	0.01	0	0	1.84	0.3	0	0	13025.7	-0.01
willow	121	24	1991	1.52	0	6.12	3.5	-0.01	0	0	-4.88	0.3	0	0	13031.8	-0.01
willow	122	24	1991	2.54	0	2.96	0.46	0	0	0	-0.72	0.31	0	0	13034.7	0
willow	123	24	1991	0	0	2.08	1.17	0	0	0	-2.38	0.31	0	0	13036.8	0
willow	124	24	1991	0	0	4.28	2.33	0	0	0	-4.59	0.32	0	0	13041.1	0
willow	125	24	1991	0	0	4.74	3.08	0	0	0	-5.06	0.32	0	0	13045.8	0
willow	126	24	1991	9.65	0	3.53	1.1	0.01	0	0	5.78	0.32	0	0	13049.4	0
willow	127	24	1991	0	0	4.06	2.54	-0.02	0	0	-4.38	0.33	0	0	13053.4	0
willow	128	24	1991	0	0	3.66	2.27	0	0	0	-4	0.33	0	0	13057.1	0.01
willow	129	24	1991	0.51	0	1.86	1.1	0.01	0	0	-1.69	0.34	0	0	13058.9	0
willow	130	24	1991	8.64	0	5.18	1.77	0.01	0	0	3.11	0.34	0	0	13064.1	0
willow	131	24	1991	0	0	5.52	3.92	0	0	0	-5.85	0.35	0	0	13069.6	-0.01
willow	132	24	1991	0	0	5.87	4.43	0.01	0	0	-6.23	0.35	0	0	13075.5	0
willow	133	24	1991	0.51	0	6.06	4.21	0	0	0	-5.9	0.35	0	0	13081.6	-0.01
willow	134	24	1991	1.52	0	4.04	2.21	0.01	0	0	-2.87	0.36	0	0	13085.6	-0.01
willow	135	24	1991	0	0	5.75	4.33	-0.01	0	0	-6.08	0.36	0	0	13091.4	-0.02
willow	136	24	1991	0	0	6.97	5.53	0	0	0	-7.33	0.37	0	0	13098.3	-0.01
willow	137	24	1991	17.27	0	4.64	1.7	0	0	0	12.27	0.37	0	0	13103	-0.01
willow	138	24	1991	0	0	5.92	3.73	-0.02	0	0	-6.26	0.37	0	0	13108.9	-0.01
willow	139	24	1991	0	0	5.5	4.14	0	0	0	-5.88	0.38	0	0	13114.4	0
willow	140	24	1991	0	0	5.93	4.53	0.01	0	0	-6.3	0.38	0	0	13120.3	-0.01
willow	141	24	1991	0	0	6.06	4.71	0.01	0	0	-6.44	0.38	0	0	13126.4	0
willow	142	24	1991	0	0	5.55	4.31	0.01	0	0	-5.93	0.38	0	0	13131.9	-0.01
willow	143	24	1991	0	0	5.99	4.79	0	0	0	-6.36	0.39	0	0	13137.9	-0.02
willow	144	24	1991	0	0	5.87	4.97	0.01	0	0	-6.26	0.39	0	0	13143.8	-0.01
willow	145	24	1991	8.64	0	4.75	1.32	0.01	0	0	3.49	0.39	0	0	13148.5	0
willow	146	24	1991	37.34	0	4.39	1.14	-0.01	0	0	32.58	0.39	0	0	13152.9	-0.01
willow	147	24	1991	2.54	0	3.13	1.01	0.01	0	0	-0.97	0.39	0	0	13156.1	-0.02
willow	148	24	1991	0.51	0	5.66	3.92	-0.01	0	0	-5.52	0.39	0	0	13161.7	-0.02
willow	149	24	1991	0	0	5.63	4.66	0	0	0	-6	0.39	0	0	13167.3	-0.02
willow	150	24	1991	7.11	0	3.87	0.56	0.01	0	0	2.85	0.39	0	0	13171.2	-0.01
willow	151	24	1991	0.76	0	4.42	3.23	0	0	0	-4.03	0.39	0	0	13175.6	-0.01
willow	152	24	1991	0	0	5.82	4.33	-0.02	0	0	-6.18	0.39	0	0	13181.5	-0.01
willow	153	24	1991	0	0	5.65	4.68	-0.01	0	0	-6.02	0.39	0	0	13187.1	-0.02
willow	154	24	1991	0	0	4.18	3.64	0	0	0	-4.56	0.39	0	0	13191.3	-0.02

Attachment D-1
Honeywell
Wastebeds 9-15 SWSR Pre-Design Investigation
SHAW Output Data

RUN	DAY	HR	YR	PRECIP	precip INTRCP	ET	TRANSP	CANOPY chg in storage	SNOW chg in storage	RESIDUE chg in storage	SOIL chg in storage	PERC	RUNOFF	PONDED	Etcum	ERROR
willow	155	24	1991	0	0	4.95	3.91	0	0	0	-5.33	0.39	0	0	13196.2	-0.01
willow	156	24	1991	2.29	0	5.28	2.62	0	0	0	-3.38	0.39	0	0	13201.5	-0.01
willow	157	24	1991	0	0	5.18	4.2	0	0	0	-5.56	0.39	0	0	13206.7	-0.02
willow	158	24	1991	0	0	5.99	4.8	0	0	0	-6.37	0.39	0	0	13212.7	-0.02
willow	159	24	1991	0	0	6.09	4.73	0	0	0	-6.47	0.39	0	0	13218.8	-0.01
willow	160	24	1991	0	0	5.62	4.3	0	0	0	-5.99	0.39	0	0	13224.4	-0.02
willow	161	24	1991	0	0	5.06	4.11	0.01	0	0	-5.44	0.39	0	0	13229.5	-0.02
willow	162	24	1991	14.48	0	5.18	1.5	0.01	0	0	8.91	0.39	0	0	13234.6	0
willow	163	24	1991	14.48	0	6.29	2	-0.01	0	0	7.82	0.38	0	0	13240.9	-0.01
willow	164	24	1991	0	0	5.8	4.3	-0.01	0	0	-6.17	0.38	0	0	13246.7	-0.01
willow	165	24	1991	0	0	5.78	4.86	0.01	0	0	-6.16	0.38	0	0	13252.5	-0.01
willow	166	24	1991	1.27	0	5.66	4.08	0.02	0	0	-4.77	0.38	0	0	13258.2	-0.01
willow	167	24	1991	0	0	3.37	3.1	0.01	0	0	-3.75	0.38	0	0	13261.5	0
willow	168	24	1991	0	0	1.93	1.58	-0.01	0	0	-2.27	0.38	0	0	13263.5	-0.02
willow	169	24	1991	0	0	4.04	3.13	0	0	0	-4.39	0.37	0	0	13267.5	-0.02
willow	170	24	1991	0	0	3.68	2.93	0	0	0	-4.04	0.37	0	0	13271.2	-0.02
willow	171	24	1991	0	0	4.13	2.76	-0.01	0	0	-4.47	0.37	0	0	13275.3	-0.02
willow	172	24	1991	0	0	3.52	2.11	0	0	0	-3.86	0.37	0	0	13278.8	-0.02
willow	173	24	1991	0	0	1.91	1.26	0	0	0	-2.27	0.36	0	0	13280.7	0
willow	174	24	1991	0	0	2.66	1.51	-0.01	0	0	-3.01	0.36	0	0	13283.4	-0.01
willow	175	24	1991	0	0	2.37	1.55	0	0	0	-2.72	0.36	0	0	13285.8	-0.01
willow	176	24	1991	0	0	1.66	1.45	0	0	0	-2.01	0.36	0	0	13287.4	-0.01
willow	177	24	1991	0	0	1.26	1.33	0.01	0	0	-1.62	0.36	0	0	13288.7	0
willow	178	24	1991	0	0	0.93	1.17	0.01	0	0	-1.29	0.35	0	0	13289.6	0
willow	179	24	1991	0	0	0.79	1.02	0	0	0	-1.14	0.35	0	0	13290.4	0
willow	180	24	1991	0	0	0.6	0.8	0	0	0	-0.94	0.35	0	0	13291	-0.01
willow	181	24	1991	9.91	0	4.58	0.35	-0.01	0	0	4.99	0.35	0	0	13295.6	0
willow	182	24	1991	0	0	2.28	0.88	-0.01	0	0	-2.6	0.34	0	0	13297.9	-0.01
willow	183	24	1991	0	0	0.88	0.57	0.01	0	0	-1.22	0.34	0	0	13298.7	0
willow	184	24	1991	0	0	1.48	0.77	0.01	0	0	-1.83	0.34	0	0	13300.2	0
willow	185	24	1991	0	0	0.98	0.71	0.01	0	0	-1.31	0.34	0	0	13301.2	-0.01
willow	186	24	1991	25.91	0	4.35	0.35	0	0	0	21.24	0.33	0	0	13305.5	-0.01
willow	187	24	1991	0	0	5.16	4.6	0.01	0	0	-5.47	0.33	0	0	13310.7	-0.03
willow	188	24	1991	5.84	0	6.47	2.13	0	0	0	-0.94	0.33	0	0	13317.2	-0.01
willow	189	24	1991	0	0	4.99	4.15	-0.01	0	0	-5.3	0.33	0	0	13322.1	-0.01
willow	190	24	1991	0	0	4.67	3.26	-0.02	0	0	-4.95	0.32	0	0	13326.8	-0.02
willow	191	24	1991	0	0	3.47	2.35	0	0	0	-3.78	0.32	0	0	13330.3	-0.02
willow	192	24	1991	0	0	2.67	1.72	0	0	0	-2.98	0.32	0	0	13332.9	-0.01
willow	193	24	1991	0	0	2.59	1.64	0	0	0	-2.89	0.32	0	0	13335.5	-0.02
willow	194	24	1991	6.6	1.02	3.14	0.1	0.01	0	0	2.11	0.31	0	0	13338.7	0.01
willow	195	24	1991	0	0	3.2	1.2	-0.01	0	0	-2.47	0.31	0	0	13341.9	0
willow	196	24	1991	0	0	2.53	1.38	0	0	0	-2.82	0.31	0	0	13344.4	-0.02
willow	197	24	1991	0	0	2.28	1.29	0	0	0	-2.58	0.31	0	0	13346.7	-0.01
willow	198	24	1991	0	0	2.04	1.21	0	0	0	-2.33	0.3	0	0	13348.7	-0.02
willow	199	24	1991	0	0	1.89	1.11	0.01	0	0	-2.2	0.3	0	0	13350.6	-0.01
willow	200	24	1991	1.78	0	2.86	0.87	0.01	0	0	-1.39	0.3	0	0	13353.5	0
willow	201	24	1991	0	0	1.29	1	-0.01	0	0	-1.58	0.3	0	0	13354.8	-0.01
willow	202	24	1991	0	0	0.5	0.77	0.01	0	0	-0.79	0.29	0	0	13355.3	0
willow	203	24	1991	26.92	0	5.92	1.8	0	0	0	20.74	0.29	0	0	13361.2	-0.03
willow	204	24	1991	3.56	0	6.91	3.13	0	0	0	-3.62	0.29	0	0	13368.1	-0.02
willow	205	24	1991	0	0	5.54	4.41	-0.02	0	0	-5.78	0.29	0	0	13373.6	-0.02
willow	206	24	1991	0	0	3.72	2.92	0.01	0	0	-3.99	0.28	0	0	13377.4	-0.03
willow	207	24	1991	0	0	2.31	1.41	0	0	0	-2.57	0.28	0	0	13379.7	-0.02
willow	208	24	1991	0	0	2.21	1.22	-0.01	0	0	-2.47	0.28	0	0	13381.9	-0.02
willow	209	24	1991	0	0	2.07	1.22	0	0	0	-2.34	0.28	0	0	13384	-0.01
willow	210	24	1991	0	0	1.92	1.09	0	0	0	-2.17	0.28	0	0	13385.9	-0.02
willow	211	24	1991	2.03	0	2.78	0.61	0.01	0	0	-1.03	0.27	0	0	13388.6	0
willow	212	24	1991	0	0	1.95	0.93	0	0	0	-2.22	0.27	0	0	13390.6	0
willow	213	24	1991	0	0	1.19	0.81	0	0	0	-1.46	0.27	0	0	13391.8	0
willow	214	24	1991	0	0	1.62	0.82	-0.01	0	0	-1.88	0.27	0	0	13393.4	0
willow	215	24	1991	11.43	0.95	3.03	0.05	0.02	0	0	7.18	0.26	0	0	13396.4	-0.01
willow	216	24	1991	1.02	0	3.05	0.84	0	0	0	-1.34	0.26	0	0	13399.5	0
willow	217	24	1991	0	0	1.52	0.67	-0.01	0	0	-1.73	0.26	0	0	13401	-0.03
willow	218	24	1991	0	0	1.56	0.77	0	0	0	-1.8	0.26	0	0	13402.6	-0.02
willow	219	24	1991	0	0	1.63	0.88	0	0	0	-1.88	0.26	0	0	13404.2	-0.02
willow	220	24	1991	0	0	1.47	0.79	0	0	0	-1.71	0.25	0	0	13405.7	-0.02
willow	221	24	1991	49.78	1.88	2.21	0.03	0.01	0	0	45.45	0.25	0	0	13407.9	-0.01
willow	222	24	1991	3.56	0	7.02	1.87	-0.01	0	0	-1.82	0.25	0	0	13414.9	-0.01
willow	223	24	1991	1.52	0	5.03	3.31	0	0	0	-3.74	0.25	0	0	13419.9	-0.01
willow	224	24	1991	0	0	5.73	5.18	0	0	0	-5.97	0.25	0	0	13425.7	-0.01
willow	225	24	1991	0	0	6	5.46	0	0	0	-6.23	0.24	0	0	13431.7	-0.02
willow	226	24	1991	0.25	0	6.11	5.31	0	0	0	-6.08	0.24	0	0	13437.8	-0.01
willow	227	24	1991	1.78	0	5.54	3.54	0.01	0	0	-3.99	0.24	0	0	13443.3	-0.01
willow	228	24	1991	0	0	5.3	4.62	0	0	0	-5.51	0.24	0	0	13448.6	-0.02
willow	229	24	1991	0	0	4.85	4.1	-0.01	0	0	-5.06	0.24	0	0	13453.5	-0.02
willow	230	24	1991	2.03	0	4.63	2.16	0.01	0	0	-2.83	0.24	0	0	13458.1	0
willow	231	24	1991	0	0	2.05	1.6	0	0	0	-2.26	0.23	0	0	13460.1	-0.01
willow	232	24	1991	11.43	0	4.23	0.14	-0.01	0	0	6.98	0.23	0	0	13464.4	-0.01
willow	233	24	1991	0	0	3.05	2.78	0.01	0	0	-3.28	0.23	0	0	13467.4	-0.01
willow	234	24	1991	0	0	4.04	3.19	-0.01	0	0	-4.25	0.23	0	0	13471.5	-0.01
willow	235	24	1991	0	0	2.79	2	0	0	0	-3.01	0.23	0	0	13474.2	-0.01
willow	236	24	1991	0	0	2.48	1.6	-0.01	0	0	-2.68	0.22	0	0	13476.7	-0.01
willow	237	24	1991	0	0	1.62	1.2	0	0	0	-1.84	0.22	0	0	13478.3	-0.01
willow	238	24	1991	0	0	2.12	1.46	0.01	0	0	-2.35	0.22	0	0	13480.5	0
willow	239	24	1991	0	0	2.09	1.37	0	0	0	-2.31	0.22	0	0	13482.6	0
willow	240	24	1991	0	0	1.82	1.09	0	0	0	-2.04	0.22	0	0	13484.4	0
willow	241	24	1991	0	0	1.56	0.91	0	0	0	-1.77	0.22	0	0	13485.9	-0.01
willow	242	24	1991	0	0	1.54	0.89	0	0	0	-1.74	0.21	0	0	13487.5	-0.01
willow	243	24	1991	19.56	0	5.29	1.44	-0.02	0	0	14.08	0.21	0	0	13492.8	-0.01
willow	244	24	1991	0	0	4.33	3.13	-0.02	0	0	-4.5	0.21	0	0	13497.1	-0.02
willow	245	24	1991	0	0	3.02	2.31	0	0	0	-3.22	0.21	0	0	13500.1	-0.01
willow	246	24	1991	0	0	1.8	1.24	0.02	0	0	-2.02	0.21	0	0	13501.9	0
willow	247	24	1991	6.1	0	4.02	0.26	0.01	0	0	1.87	0.21	0	0	13505.9	-0.01
willow	248	24	1991	0	0	2.15	1.41	-0.01	0	0	-2.33	0.21	0	0	13508.1	-0.01
willow	249	24	1991	0	0	1.83	1.08	0	0	0	-2.02	0.2	0	0	13509.9	-0.02
willow	250	24	1991	0	0	1.61	0.96	0	0	0	-1.81	0.2	0	0	13511.5	0
willow	251	24	1991	0	0	1.47	0.85	0.01	0	0	-1.66	0.2	0	0	13513	-0.01
willow	252	24	1991	0	0	1.37	0.72	0	0	0	-1.56	0.2	0	0	13514.3	-0.01
willow	253	24	1991	8.38	0	4.26	0.75	0.01	0	0	3.91	0.2	0	0	13518.6	0
willow	254	24	1991	0.51	0	2.24	0.65	-0.03	0	0	-1.89	0.2	0	0	13520.8	0
willow	255	24	1991	0	0	1.66	0.68	0	0	0	-1.85	0.2	0	0	13522.5	0
willow	256	24	1991	0	0	1.3	0.56	0	0	0	-1.49	0.19	0	0	13523.8	0
willow	257	24	1991	0.25	0	1.46	0.55	0.01	0	0	-1.45	0.19	0	0	13525.3	0.04

Attachment D-1
Honeywell
Wastebeds 9-15 SWSR Pre-Design Investigation
SHAW Output Data

RUN	DAY	HR	YR	PRECIP	precip INTRCP	ET	TRANSP	CANOPY chg in storage	SNOW chg in storage	RESIDUE chg in storage	SOIL chg in storage	PERC	RUNOFF	PONDED	Etcum	ERROR
willow	258	24	1991	31.24	0	3.57	0.43	0.02	0	0	27.47	0.19	0	0	13528.8	-0.01
willow	259	24	1991	1.78	0	4.63	3.02	0.02	0	0	-3.05	0.19	0	0	13533.5	-0.01
willow	260	24	1991	1.02	0	4.67	2.91	-0.03	0	0	-3.8	0.19	0	0	13538.1	-0.02
willow	261	24	1991	13.21	0	3.74	0.34	-0.01	0	0	9.31	0.19	0	0	13541.9	-0.02
willow	262	24	1991	11.18	0	4.14	0.48	-0.02	0	0	6.89	0.19	0	0	13546	-0.02
willow	263	24	1991	0	0	2.72	1.86	-0.01	0	0	-2.88	0.18	0	0	13548.7	-0.01
willow	264	24	1991	0	0	3.09	2.31	0	0	0	-3.27	0.18	0	0	13551.8	0
willow	265	24	1991	0	0	3.77	3.21	0	0	0	-3.96	0.18	0	0	13555.6	0
willow	266	24	1991	5.33	0	4.14	1.03	0.01	0	0	1	0.18	0	0	13559.7	0
willow	267	24	1991	6.1	0	3.94	0.55	0	0	0	1.99	0.18	0	0	13563.7	-0.01
willow	268	24	1991	18.8	1.88	1.25	0.07	0	0	0	15.49	0.18	0	0	13564.9	-0.01
willow	269	24	1991	1.27	0	4.37	1.01	0	0	0	-1.39	0.18	0	0	13569.3	0
willow	270	24	1991	0.25	0	4.05	2.8	-0.02	0	0	-3.95	0.18	0	0	13573.3	-0.01
willow	271	24	1991	1.27	0	2.7	1.06	0	0	0	-1.6	0.17	0	0	13576	-0.01
willow	272	24	1991	0	0	2.66	2.07	0	0	0	-2.83	0.17	0	0	13578.7	-0.01
willow	273	24	1991	0	0	2.74	2.21	0	0	0	-2.9	0.17	0	0	13581.4	-0.01
willow	274	24	1991	2.79	0	3.61	1.61	0.03	0	0	-1.02	0.17	0	0	13585.1	0
willow	275	24	1991	0	0	3.67	3.24	0	0	0	-3.83	0.17	0	0	13588.7	-0.02
willow	276	24	1991	5.59	0	3.71	1.04	0	0	0	1.71	0.17	0	0	13592.4	-0.01
willow	277	24	1991	3.81	0.08	2.68	0.13	0	0	0	0.89	0.17	0	0	13595.1	-0.01
willow	278	24	1991	6.1	0	4.41	1.7	0	0	0	1.6	0.17	0	0	13599.5	0
willow	279	24	1991	6.1	0	3.96	0.87	-0.02	0	0	2	0.17	0	0	13603.5	-0.01
willow	280	24	1991	0.25	0	2.49	1.42	-0.01	0	0	-2.39	0.16	0	0	13606	0
willow	281	24	1991	0	0	2.65	1.9	0	0	0	-2.82	0.16	0	0	13608.6	0
willow	282	24	1991	0	0	3.4	2.85	0	0	0	-3.55	0.16	0	0	13612	-0.01
willow	283	24	1991	6.6	0	2.3	0.22	0.01	0	0	4.14	0.16	0	0	13614.3	0
willow	284	24	1991	0	0	1.34	0.68	-0.01	0	0	-1.49	0.16	0	0	13615.7	-0.01
willow	285	24	1991	0	0	1.09	0.62	0	0	0	-1.24	0.16	0	0	13616.8	-0.01
willow	286	24	1991	0	0	1.43	0.75	0	0	0	-1.58	0.16	0	0	13618.2	0
willow	287	24	1991	0	0	2.09	1.28	0	0	0	-2.24	0.16	0	0	13620.3	-0.01
willow	288	24	1991	27.69	0.04	1.57	0.04	0.01	0	0	25.89	0.16	0	0	13621.9	0.02
willow	289	24	1991	2.03	0	2.43	0.48	-0.01	0	0	-0.5	0.16	0	0	13624.3	0
willow	290	24	1991	0	0	1.76	1.02	0	0	0	-1.92	0.15	0	0	13626	0.01
willow	291	24	1991	0	0	2.3	1.4	0	0	0	-2.45	0.15	0	0	13628.3	0
willow	292	24	1991	2.54	0.2	1.31	0	-0.01	0	0	0.9	0.15	0	0	13629.6	-0.01
willow	293	24	1991	0	0	1.44	0.43	0	0	0	-1.4	0.15	0	0	13631.1	0.01
willow	294	24	1991	0	0	1.39	0.62	0	0	0	-1.53	0.15	0	0	13632.5	-0.01
willow	295	24	1991	0	0	2.17	1.16	0.01	0	0	-2.33	0.15	0	0	13634.6	0.01
willow	296	24	1991	0	0	2.32	1.2	0.01	0	0	-2.48	0.15	0	0	13637	0
willow	297	24	1991	0	0	2.02	0.8	0.01	0	0	-2.17	0.15	0	0	13639	0
willow	298	24	1991	0	0	2.39	0.93	0	0	0	-2.54	0.15	0	0	13641.4	0
willow	299	24	1991	0	0	1.88	0.74	0	0	0	-2.02	0.15	0	0	13643.3	0
willow	300	24	1991	3.05	0	1.88	0.37	-0.01	0	0	1.08	0.14	0	0	13645.1	-0.05
willow	301	24	1991	0	0	1.91	0.24	-0.01	0	0	-2.05	0.14	0	0	13647.1	0
willow	302	24	1991	0	0	1.66	0.21	-0.01	0	0	-1.82	0.14	0	0	13648.7	0.02
willow	303	24	1991	0	0	1.45	0.18	0	0	0	-1.61	0.14	0	0	13650.2	0.02
willow	304	24	1991	0	0	1.51	0.09	0	0	0	-1.66	0.14	0	0	13651.7	0
willow	305	24	1991	0	0	1.41	0	0	0	0	-1.55	0.14	0	0	13653.1	0
willow	306	24	1991	1.02	0	0.9	0	0	0	0	-0.02	0.14	0	0	13654	0
willow	307	24	1991	0	0	1.73	0	0	0	0	-1.87	0.14	0	0	13655.7	0
willow	308	24	1991	0	0	1.67	0	0	0	0	-1.81	0.14	0	0	13657.4	0
willow	309	24	1991	0	0	1.54	0	0	0	0	-1.68	0.14	0	0	13658.9	0
willow	310	24	1991	0	0	1.81	0	0	0	0	-1.95	0.14	0	0	13660.7	0
willow	311	24	1991	0.76	0	0.93	0	0	0	0	-0.3	0.14	0	0	13661.7	0
willow	312	24	1991	0	0	1.18	0	0	0	0	-1.31	0.13	0	0	13662.8	0
willow	313	24	1991	0	0	0.99	0	0	0	0	-1.13	0.13	0	0	13663.8	0
willow	314	24	1991	4.32	0	0.08	0	0	3.74	0	0.37	0.13	0	0	13663.9	0
willow	315	24	1991	12.7	0	0	0	0	-3.74	0	16.3	0.13	0	0	13663.9	0
willow	316	24	1991	1.78	0	0.65	0	0	0	0	1	0.13	0	0	13664.6	0
willow	317	24	1991	1.78	0	0.73	0	0	0	0	0.92	0.13	0	0	13665.3	0
willow	318	24	1991	0.25	0	0.73	0	0	0	0	-0.61	0.13	0	0	13666	0
willow	319	24	1991	5.59	0	0.63	0	0	0	0	4.83	0.13	0	0	13666.7	0
willow	320	24	1991	0.25	0	1.35	0	0	0	0	-1.23	0.13	0	0	13668	0
willow	321	24	1991	0	0	1.52	0	0	0	0	-1.65	0.13	0	0	13669.5	0
willow	322	24	1991	0	0	0.59	0	0	0	0	-0.72	0.13	0	0	13670.1	0
willow	323	24	1991	0	0	0.83	0	0	0	0	-0.96	0.13	0	0	13671	0
willow	324	24	1991	0.76	0	1.36	0	0	0	0	-0.72	0.13	0	0	13672.3	0
willow	325	24	1991	3.3	0	0.66	0	0	0	0	2.51	0.12	0	0	13673	0
willow	326	24	1991	10.41	0	0.34	0	0	0	0	9.95	0.12	0	0	13673.3	0
willow	327	24	1991	0.51	0	0.48	0	0	0	0	-0.1	0.12	0	0	13673.8	0
willow	328	24	1991	10.41	0	1.45	0	0	0	0	8.84	0.12	0	0	13675.3	0
willow	329	24	1991	1.27	0	3.33	0	0	0	0	-2.18	0.12	0	0	13678.6	0
willow	330	24	1991	1.02	0	0.61	0	0	0.98	0	-0.7	0.12	0	0	13679.2	0
willow	331	24	1991	0	0	0.34	0	0	-0.04	0	-0.42	0.12	0	0	13679.5	0
willow	332	24	1991	7.11	0	0.53	0	0	-0.95	0	7.41	0.12	0	0	13680.1	0
willow	333	24	1991	5.08	0	0.2	0	0	0	0	4.76	0.12	0	0	13680.3	0
willow	334	24	1991	0.76	0	1.85	0	0	0	0	-1.2	0.12	0	0	13682.1	0
willow	335	24	1991	0	0	1.33	0	0	0	0	-1.44	0.12	0	0	13683.4	0
willow	336	24	1991	0.51	0	2.17	0	0	0	0	-1.78	0.12	0	0	13685.6	0
willow	337	24	1991	18.03	0	0.67	0	0	0	0	17.24	0.12	0	0	13686.3	0
willow	338	24	1991	3.56	0	1.18	0	0	3.4	0	-1.14	0.12	0	0	13687.5	0
willow	339	24	1991	8.64	0	-0.03	0	0	8.84	0	-0.28	0.11	0	0	13687.4	0
willow	340	24	1991	3.3	0	0.13	0	0	3.23	0	-0.17	0.11	0	0	13687.6	0
willow	341	24	1991	0	0	0.13	0	0	-2.09	0	1.85	0.11	0	0	13687.7	0
willow	342	24	1991	0	0	-0.26	0	0	-11.25	0	11.4	0.11	0	0	13687.4	0
willow	343	24	1991	2.79	0	0.15	0	0	-2.12	0	4.65	0.11	0	0	13687.6	0
willow	344	24	1991	0	0	1.05	0	0	0	0	-1.16	0.11	0	0	13688.6	0
willow	345	24	1991	0	0	1.2	0	0	0	0	-1.31	0.11	0	0	13689.8	0
willow	346	24	1991	0.76	0	0.95	0	0	0	0	-0.3	0.11	0	0	13690.8	0
willow	347	24	1991	1.78	0	1.04	0	0	0	0	0.63	0.11	0	0	13691.8	0
willow	348	24	1991	1.78	0	0.96	0	0	0	0	0.71	0.11	0	0	13692.8	0
willow	349	24	1991	1.27	0	2.81	0	0	0.74	0	-2.39	0.11	0	0	13695.6	0
willow	350	24	1991	4.57	0	0.01	0	0	4.84	0	-0.38	0.11	0	0	13695.6	0
willow	351	24	1991	1.02	0	0.19	0	0	0.96	0	-0.24	0.11	0	0	13695.8	0
willow	352	24	1991	1.27	0	0.23	0	0	1.2	0	-0.26	0.11	0	0	13696	0
willow	353	24	1991	0	0	0.01	0	0	0.23	0	-0.34	0.11	0	0	13696	0
willow	354	24	1991	0	0	0.27	0	0	-0.18	0	-0.19	0.11	0	0	13696.3	0
willow	355	24	1991	3.81	0	0.49	0	0	-2.99	0	6.2	0.11	0	0	13696.8	0
willow	356	24	1991	0	0	0.19	0	0	-0.94	0	0.65	0.11	0	0	13697	0
willow	357	24	1991	2.03	0	0.09	0	0	-2.35	0	4.18	0.1	0	0	13697	0
willow	358	24	1991	0	0	0.82	0	0	-0.01	0	-0.91	0.1	0	0	13697.9	0
willow	359	24	1991	1.02	0	0.21	0	0	1.02	0	-0.32	0.1	0	0	13698.1	0
willow	360	24	1991	0	0	0.04	0	0	0.2	0	-0.34	0.1	0	0	13698.1	0

Attachment D-1
Honeywell
Wastebeds 9-15 SWSR Pre-Design Investigation
SHAW Output Data

RUN	DAY	HR	YR	PRECIP	precip INTRCP	ET	TRANSP	CANOPY chg in storage	SNOW chg in storage	RESIDUE chg in storage	SOIL chg in storage	PERC	RUNOFF	PONDED	Etcum	ERROR
willow	361	24	1991	0.25	0	-0.06	0	0	0.5	0	-0.29	0.1	0	0	13698	0
willow	362	24	1991	0	0	-0.01	0	0	0.22	0	-0.31	0.1	0	0	13698	0
willow	363	24	1991	22.1	0	0	0	0	-0.02	0	0.94	0.1	21.08	0	13698	0
willow	364	24	1991	0.25	0	0.06	0	0	0.5	0	-0.4	0.1	0	0	13698.1	0
willow	365	24	1991	0	0	0.02	0	0	0.22	0	-0.34	0.1	0	0	13698.1	0
willow	1	24	1992	0	0	0.03	0	0	0.16	0	-0.29	0.1	0	0	13698.1	0
willow	2	24	1992	0	0	0.08	0	0	0	0	-0.18	0.1	0	0	13698.2	0
willow	3	24	1992	0.51	0	-0.19	0	0	-2.77	0	1.97	0.1	1.39	0	13698	0
willow	4	24	1992	12.95	0	-0.25	0	0	-1.54	0	1.44	0.1	13.2	0	13697.8	0
willow	5	24	1992	0.25	0	-0.41	0	0	0	0	0.56	0.1	0	0	13697.4	0
willow	6	24	1992	0	0	1.13	0	0	0	0	-1.22	0.1	0	0	13698.5	0
willow	7	24	1992	2.29	0	0.78	0	0	1.7	0	-0.28	0.1	0	0	13699.3	0
willow	8	24	1992	0	0	0.44	0	0	0.27	0	-0.81	0.1	0	0	13699.7	0
willow	9	24	1992	3.05	0	0.17	0	0	1.33	0	1.46	0.1	0	0	13699.9	0
willow	10	24	1992	0	0	0.47	0	0	-0.9	0	0.33	0.1	0	0	13700.4	0
willow	11	24	1992	1.02	0	0.35	0	0	1.03	0	-0.46	0.1	0	0	13700.7	0
willow	12	24	1992	0.25	0	0.12	0	0	0.33	0	-0.29	0.1	0	0	13700.8	0
willow	13	24	1992	1.27	0	-0.09	0	0	-3.21	0	4.47	0.1	0	0	13700.7	0
willow	14	24	1992	11.94	0	0.31	0	0	0.68	0	10.86	0.1	0	0	13701	0
willow	15	24	1992	1.27	0	0.47	0	0	1.48	0	-0.78	0.1	0	0	13701.5	0
willow	16	24	1992	5.59	0	0.01	0	0	5.76	0	-0.27	0.09	0	0	13701.5	0
willow	17	24	1992	1.27	0	0.13	0	0	1.22	0	-0.18	0.09	0	0	13701.7	0
willow	18	24	1992	6.86	0	0.32	0	0	6.62	0	-0.17	0.09	0	0	13702	0
willow	19	24	1992	1.78	0	-0.04	0	0	1.87	0	-0.15	0.09	0	0	13701.9	0
willow	20	24	1992	0.76	0	-0.02	0	0	0.84	0	-0.15	0.09	0	0	13701.9	0
willow	21	24	1992	2.29	0	0.07	0	0	2.26	0	-0.14	0.09	0	0	13702	0
willow	22	24	1992	0	0	-0.04	0	0	0.13	0	-0.18	0.09	0	0	13701.9	0
willow	23	24	1992	9.65	0	0.05	0	0	-0.18	0	0.23	0.09	9.46	0	13702	0
willow	24	24	1992	1.52	0	0.77	0	0	0.11	0	-0.05	0.09	0.6	0	13702.8	0
willow	25	24	1992	0.51	0	0.04	0	0	0.66	0	-0.29	0.09	0	0	13702.8	0
willow	26	24	1992	0.76	0	0.05	0	0	0.85	0	-0.22	0.09	0	0	13702.9	0
willow	27	24	1992	0.51	0	0.05	0	0	0.57	0	-0.2	0.09	0	0	13702.9	0
willow	28	24	1992	0	0	0	0	0	0.07	0	-0.16	0.09	0	0	13702.9	0
willow	29	24	1992	0	0	0.04	0	0	-0.01	0	-0.12	0.09	0	0	13702.9	0
willow	30	24	1992	0	0	0.05	0	0	-0.48	0	-0.02	0.09	0.37	0	13703	0
willow	31	24	1992	0.25	0	0.13	0	0	-0.12	0	0.03	0.09	0.13	0	13703.1	0
willow	32	24	1992	0.25	0	0.28	0	0	0.11	0	-0.23	0.09	0	0	13703.4	0
willow	33	24	1992	0	0	0.13	0	0	-0.01	0	-0.21	0.09	0	0	13703.5	0
willow	34	24	1992	0	0	0.03	0	0	0.1	0	-0.21	0.09	0	0	13703.6	0
willow	35	24	1992	4.83	0	0.26	0	0	4.62	0	-0.14	0.09	0	0	13703.8	0
willow	36	24	1992	0.25	0	0.29	0	0	0.02	0	-0.15	0.09	0	0	13704.1	0
willow	37	24	1992	0	0	0.18	0	0	-0.1	0	-0.17	0.09	0	0	13704.3	0
willow	38	24	1992	0	0	0.16	0	0	-0.11	0	-0.14	0.09	0	0	13704.4	0
willow	39	24	1992	3.81	0	0.11	0	0	3.74	0	-0.14	0.09	0	0	13704.5	0
willow	40	24	1992	2.03	0	0.14	0	0	1.96	0	-0.16	0.09	0	0	13704.7	0
willow	41	24	1992	0	0	0.03	0	0	0.04	0	-0.16	0.09	0	0	13704.7	0
willow	42	24	1992	2.03	0	0.35	0	0	1.73	0	-0.14	0.09	0	0	13705.1	0
willow	43	24	1992	0	0	0.02	0	0	0.06	0	-0.17	0.09	0	0	13705.1	0
willow	44	24	1992	1.52	0	0.1	0	0	1.49	0	-0.16	0.09	0	0	13705.2	0
willow	45	24	1992	1.02	0	0.05	0	0	0.98	0	-0.11	0.09	0	0	13705.2	0
willow	46	24	1992	12.95	0	0.01	0	0	-0.83	0	1.36	0.09	12.33	0	13705.3	0
willow	47	24	1992	1.52	0	-0.12	0	0	-4.77	0	3.22	0.09	3.1	0	13705.1	0
willow	48	24	1992	0	0	0.13	0	0	-1.35	0	1.13	0.09	0	0	13705.3	0
willow	49	24	1992	7.62	0	0.01	0	0	-5.18	0	4.14	0.09	8.55	0	13705.3	0
willow	50	24	1992	0.51	0	-0.33	0	0	-13.38	0	6.06	0.09	8.06	0	13705	0
willow	51	24	1992	1.02	0	0.31	0	0	-6.39	0	4.86	0.09	2.15	0	13705.3	0
willow	52	24	1992	1.02	0	0.63	0	0	-2.54	0	1.71	0.09	1.13	0	13705.9	0
willow	53	24	1992	7.37	0	0.21	0	0	7.26	0	-0.19	0.09	0	0	13706.1	0
willow	54	24	1992	2.54	0	0	0	0	-1.57	0	0.41	0.09	3.61	0	13706.1	0
willow	55	24	1992	2.03	0	0.18	0	0	1.6	0	0.14	0.09	0.02	0	13706.3	0
willow	56	24	1992	0	0	0.11	0	0	-4.04	0	0.44	0.09	3.4	0	13706.4	0
willow	57	24	1992	0.25	0	0.3	0	0	-1.79	0	0.21	0.09	1.44	0	13706.7	0
willow	58	24	1992	2.54	0	0.67	0	0	-3.43	0	-0.07	0.09	5.28	0	13707.3	0
willow	59	24	1992	6.35	0	0.58	0	0	3.93	0	-0.4	0.09	2.16	0	13707.9	0
willow	60	24	1992	1.02	0	0.45	0	0	0.83	0	-0.35	0.09	0	0	13708.4	0
willow	61	24	1992	0	0	0.35	0	0	-0.48	0	-0.15	0.09	0.2	0	13708.7	0
willow	62	24	1992	0	0	0.48	0	0	-0.24	0	-0.33	0.09	0	0	13709.2	0
willow	63	24	1992	0	0	0.21	0	0	-0.28	0	-0.2	0.09	0.18	0	13709.4	0
willow	64	24	1992	0	0	0.07	0	0	-2.15	0	-0.28	0.09	2.26	0	13709.5	0
willow	65	24	1992	0	0	0.01	0	0	-2.71	0	0.01	0.09	2.59	0	13709.5	0
willow	66	24	1992	2.79	0	0.01	0	0	0	0	-0.08	0.09	2.77	0	13709.5	0
willow	67	24	1992	13.97	0	0.44	0	0	0	0	8.28	0.09	5.16	0	13710	0
willow	68	24	1992	0.76	0	0.1	0	0	0	0	0.58	0.09	0	0	13710.1	0
willow	69	24	1992	1.78	0	0.35	0	0	0	0	1.34	0.09	0	0	13710.4	0
willow	70	24	1992	2.29	0	1.4	0	0	0	0	0.81	0.09	0	0	13711.8	0
willow	71	24	1992	16.26	0	1.84	0	0	15.82	0	-1.49	0.09	0	0	13713.7	0
willow	72	24	1992	3.05	0	0.14	0	0	2.97	0	-0.15	0.09	0	0	13713.8	0
willow	73	24	1992	2.29	0	0.16	0	0	2.21	0	-0.17	0.09	0	0	13714	0
willow	74	24	1992	4.06	0	0.05	0	0	4.1	0	-0.16	0.09	0	0	13714	0
willow	75	24	1992	0.76	0	0.05	0	0	0.77	0	-0.14	0.09	0	0	13714.1	0
willow	76	24	1992	0	0	0.06	0	0	0.01	0	-0.15	0.09	0	0	13714.1	0
willow	77	24	1992	2.03	0	0.29	0	0	1.81	0	-0.16	0.08	0	0	13714.4	0
willow	78	24	1992	0	0	0.14	0	0	-0.04	0	-0.19	0.08	0	0	13714.5	0
willow	79	24	1992	0	0	0.45	0	0	-0.4	0	-0.13	0.08	0	0	13715	0
willow	80	24	1992	0	0	0.4	0	0	-0.45	0	-0.04	0.08	0	0	13715.4	0
willow	81	24	1992	0.76	0	0.32	0	0	0.57	0	-0.2	0.08	0	0	13715.7	0
willow	82	24	1992	4.83	0	0.11	0	0	4.81	0	-0.18	0.08	0	0	13715.8	0
willow	83	24	1992	0	0	0.06	0	0	-0.41	0	-0.1	0.09	0.37	0	13715.9	0
willow	84	24	1992	0.76	0	0.23	0	0	0.46	0	-0.12	0.08	0.1	0	13716.1	0
willow	85	24	1992	0	0	0.22	0	0	-4.38	0	-0.11	0.09	4.19	0	13716.3	0
willow	86	24	1992	18.29	0	-0.12	0	0	-15.74	0	0.01	0.09	34.05	0	13716.2	0
willow	87	24	1992	20.32	0	-0.52	0	0	-12.1	0	1.16	0.08	31.7	0	13715.7	0
willow	88	24	1992	1.02	0	1.41	0	0	0.66	0	-1.13	0.08	0	0	13717.1	0
willow	89	24	1992	0	0	2.23	0	0	-0.66	0	-1.65	0.08	0	0	13719.3	0
willow	90	24	1992	0.51	0	0.36	0	0	0	0	0.06	0.08	0	0	13719.7	0
willow	91	24	1992	0	0	2.85	0	0	0	0	-2.93	0.08	0	0	13722.5	0
willow	92	24	1992	5.59	0	1.06	0	0	0	0	4.44	0.08	0	0	13723.6	0.01
willow	93	24	1992	0.51	0	2.28	0	0	0	0	-1.86	0.08	0	0	13725.9	0.01
willow	94	24	1992	0.76	0	1.3	0	0	0	0	-0.68	0.08	0	0	13727.2	0.05
willow	95	24	1992	0	0	2.67	0.22	0	0	0	-2.75	0.08	0	0	13729.8	-0.01
willow	96	24	1992	0	0	2.59	0.18	0	0	0	-2.72	0.08	0	0	13732.4	0.05
willow	97	24	1992	0	0	2.94	0.35	0	0	0	-3.03	0.08	0	0	13735.4	0.01
willow	98	24	1992	3.81	0	2.72	0.74	0	0	0	0.99	0.08	0	0	13738.1	0.01

Attachment D-1
Honeywell
Wastebeds 9-15 SWSR Pre-Design Investigation
SHAW Output Data

RUN	DAY	HR	YR	PRECIP	precip INTRCP	ET	TRANSP	CANOPY chg in storage	SNOW chg in storage	RESIDUE chg in storage	SOIL chg in storage	PERC	RUNOFF	PONDED	Etcum	ERROR
willow	99	24	1992	0	0	3.04	0.5	0	0	0	-3.13	0.08	0	0	13741.1	0
willow	100	24	1992	1.02	0	1.46	0.33	0	0	0	-0.54	0.08	0	0	13742.6	0.01
willow	101	24	1992	0	0	3.17	0.87	0	0	0	-3.24	0.08	0	0	13745.8	-0.02
willow	102	24	1992	23.11	0	1.66	0.09	0	0	0	21.41	0.08	0	0	13747.4	-0.04
willow	103	24	1992	0	0	3.37	0.32	-0.01	0	0	-3.41	0.08	0	0	13750.8	-0.04
willow	104	24	1992	0	0	2.68	0	-0.01	0	0	-2.76	0.08	0	0	13753.5	0.01
willow	105	24	1992	0	0	2.94	0.88	0	0	0	-3.03	0.08	0	0	13756.4	0.01
willow	106	24	1992	0	0	3.27	1.05	0	0	0	-3.36	0.08	0	0	13759.7	0.01
willow	107	24	1992	35.56	0	2.25	0.39	0.01	0	0	33.22	0.08	0	0	13762	0
willow	108	24	1992	3.56	0	1.38	0.03	0.01	0	0	2.08	0.08	0	0	13763.3	0
willow	109	24	1992	3.56	0	1.66	0.1	0	0	0	1.81	0.08	0	0	13765	0
willow	110	24	1992	0	0	2.76	1.59	0.01	0	0	-2.84	0.08	0	0	13767.8	0
willow	111	24	1992	0	0	4.14	2.52	0.01	0	0	-4.24	0.08	0	0	13771.9	0
willow	112	24	1992	2.29	0	3.29	1.95	0.01	0	0	-1.09	0.08	0	0	13775.2	-0.01
willow	113	24	1992	0.25	0	3.66	2.48	-0.01	0	0	-3.48	0.08	0	0	13778.9	-0.01
willow	114	24	1992	0.51	0	4.55	2.15	-0.02	0	0	-4.1	0.08	0	0	13783.4	0
willow	115	24	1992	4.32	0	2.36	0.28	0.01	0	0	1.87	0.08	0	0	13785.8	0
willow	116	24	1992	1.27	0	1.82	0.38	-0.01	0	0	-0.62	0.08	0	0	13787.6	-0.01
willow	117	24	1992	3.56	0	2.23	0.02	0	0	0	1.25	0.08	0	0	13789.8	0
willow	118	24	1992	0	0	4.3	2.33	-0.01	0	0	-4.38	0.08	0	0	13794.1	0.01
willow	119	24	1992	0	0	4.54	2.43	0	0	0	-4.62	0.08	0	0	13798.7	0
willow	120	24	1992	0	0	4.76	2.78	0	0	0	-4.84	0.08	0	0	13803.4	0
willow	121	24	1992	0.25	0	2.05	1.44	0.01	0	0	-1.89	0.08	0	0	13805.5	0
willow	122	24	1992	4.06	0	2.84	0.45	0	0	0	1.14	0.08	0	0	13808.3	0
willow	123	24	1992	33.02	0	4.26	1.97	0.02	0	0	28.66	0.08	0	0	13812.6	0
willow	124	24	1992	0	0	4.98	3.05	-0.02	0	0	-5.04	0.08	0	0	13817.5	0
willow	125	24	1992	0	0	5.02	2.83	-0.01	0	0	-5.1	0.08	0	0	13822.6	0
willow	126	24	1992	0	0	3.01	1.83	0	0	0	-3.1	0.08	0	0	13825.6	0
willow	127	24	1992	0.51	0	3.32	1.82	0	0	0	-2.91	0.09	0	0	13828.9	0
willow	128	24	1992	0	0	4.83	3.18	0	0	0	-4.9	0.09	0	0	13833.7	-0.01
willow	129	24	1992	1.02	0	3.77	2.4	0.01	0	0	-2.84	0.09	0	0	13837.5	0
willow	130	24	1992	0	0	4.66	3.77	0.01	0	0	-4.75	0.09	0	0	13842.2	0
willow	131	24	1992	0	0	3.68	2.89	0.01	0	0	-3.76	0.09	0	0	13845.8	-0.01
willow	132	24	1992	0	0	5.89	4.2	0	0	0	-5.96	0.09	0	0	13851.7	-0.01
willow	133	24	1992	0	0	6.83	5.56	0	0	0	-6.91	0.09	0	0	13858.6	-0.01
willow	134	24	1992	0.76	0	6.19	4.53	0	0	0	-5.51	0.09	0	0	13864.7	-0.01
willow	135	24	1992	0	0	4.76	3.09	-0.02	0	0	-4.83	0.09	0	0	13869.5	-0.01
willow	136	24	1992	7.62	0	6.24	2.72	0.01	0	0	1.29	0.09	0	0	13875.7	-0.01
willow	137	24	1992	0	0	2.99	2.56	0.02	0	0	-3.09	0.09	0	0	13878.7	-0.01
willow	138	24	1992	6.86	0	7.41	3.6	0	0	0	-0.65	0.1	0	0	13886.1	0
willow	139	24	1992	6.86	0	5.03	1.32	-0.01	0	0	1.75	0.1	0	0	13891.2	-0.01
willow	140	24	1992	0	0	5.79	4.32	-0.01	0	0	-5.87	0.1	0	0	13897	-0.01
willow	141	24	1992	0	0	6.68	5.22	0	0	0	-6.78	0.1	0	0	13903.6	0
willow	142	24	1992	0	0	6.75	5.25	0	0	0	-6.84	0.1	0	0	13910.4	-0.01
willow	143	24	1992	0	0	6.36	5.09	0	0	0	-6.47	0.1	0	0	13916.8	0.01
willow	144	24	1992	0	0	6.55	5.34	0.01	0	0	-6.65	0.1	0	0	13923.3	-0.02
willow	145	24	1992	9.65	0	4.21	0.52	-0.03	0	0	5.37	0.1	0	0	13927.5	-0.01
willow	146	24	1992	0	0	5	3.47	0	0	0	-5.09	0.11	0	0	13932.5	-0.02
willow	147	24	1992	2.79	0	2.58	0.14	0.01	0	0	0.1	0.11	0	0	13935.1	0
willow	148	24	1992	7.37	0.34	3.09	0.13	0	0	0	3.82	0.11	0	0	13938.2	0
willow	149	24	1992	0	0	5.53	3.93	-0.01	0	0	-5.28	0.11	0	0	13943.7	-0.02
willow	150	24	1992	0	0	5.73	4.4	0	0	0	-5.83	0.11	0	0	13949.4	-0.01
willow	151	24	1992	10.92	0	5.33	1.87	0.01	0	0	5.47	0.11	0	0	13954.8	0
willow	152	24	1992	40.89	0.58	2.78	0.11	0.02	0	0	37.42	0.12	0	0	13957.6	-0.02
willow	153	24	1992	6.1	0.53	2.94	0	0	0	0	3.1	0.12	0	0	13960.5	0
willow	154	24	1992	0	0	6.16	4.52	-0.01	0	0	-5.73	0.12	0	0	13966.7	-0.01
willow	155	24	1992	0	0	6.8	5.58	0	0	0	-6.91	0.12	0	0	13973.5	-0.01
willow	156	24	1992	0	0	6.61	5.72	0.01	0	0	-6.73	0.12	0	0	13980.1	-0.01
willow	157	24	1992	1.78	0	4.25	2.61	0	0	0	-2.61	0.12	0	0	13984.3	0.01
willow	158	24	1992	2.29	0	4.24	2.03	0.01	0	0	-2.09	0.12	0	0	13988.5	-0.01
willow	159	24	1992	7.37	0	4.75	1.23	0	0	0	2.51	0.13	0	0	13993.3	-0.03
willow	160	24	1992	0.25	0	4.05	3.33	-0.01	0	0	-3.91	0.13	0	0	13997.4	-0.01
willow	161	24	1992	0	0	7.22	5.59	-0.03	0	0	-7.31	0.13	0	0	14004.6	-0.01
willow	162	24	1992	0	0	6.46	5.26	0	0	0	-6.58	0.13	0	0	14011	-0.01
willow	163	24	1992	0	0	6.56	5.38	0	0	0	-6.67	0.13	0	0	14017.6	-0.02
willow	164	24	1992	0	0	6.53	5.51	0	0	0	-6.66	0.13	0	0	14024.1	0
willow	165	24	1992	0	0	6.29	5.39	0.01	0	0	-6.42	0.13	0	0	14030.4	-0.02
willow	166	24	1992	0	0	5.38	4.4	0	0	0	-5.5	0.14	0	0	14035.8	-0.01
willow	167	24	1992	0	0	5.31	3.58	-0.02	0	0	-5.42	0.14	0	0	14041.1	0
willow	168	24	1992	0	0	4.28	3.18	0.01	0	0	-4.41	0.14	0	0	14045.4	-0.01
willow	169	24	1992	0	0	3.95	3.07	0.01	0	0	-4.09	0.14	0	0	14049.3	-0.02
willow	170	24	1992	0	0	3.31	2.8	0.01	0	0	-3.46	0.14	0	0	14052.6	0.01
willow	171	24	1992	1.27	0	2.45	1.29	0.01	0	0	-1.32	0.14	0	0	14055.1	-0.01
willow	172	24	1992	0	0	1.18	0.89	-0.02	0	0	-1.3	0.14	0	0	14056.3	-0.01
willow	173	24	1992	0.76	0	1.61	0.73	-0.01	0	0	-0.97	0.14	0	0	14057.9	-0.01
willow	174	24	1992	0.76	0	1.65	0.81	0	0	0	-1.03	0.14	0	0	14059.5	0
willow	175	24	1992	0	0	2.54	1.77	0	0	0	-2.68	0.14	0	0	14062.1	-0.01
willow	176	24	1992	24.64	0	3.9	0.33	0.02	0	0	20.58	0.14	0	0	14066	0
willow	177	24	1992	0	0	5.03	4.34	-0.01	0	0	-5.16	0.15	0	0	14071	-0.01
willow	178	24	1992	0	0	4.8	4.14	0	0	0	-4.93	0.15	0	0	14075.8	-0.02
willow	179	24	1992	0	0	3.66	3	0	0	0	-3.8	0.15	0	0	14079.5	-0.01
willow	180	24	1992	0	0	3.61	2.61	0	0	0	-3.74	0.15	0	0	14083.1	-0.01
willow	181	24	1992	0	0	3.34	2.41	0	0	0	-3.48	0.15	0	0	14086.4	-0.01
willow	182	24	1992	0	0	2.57	1.69	0.01	0	0	-2.71	0.15	0	0	14089	-0.01
willow	183	24	1992	0	0	2.8	1.54	-0.02	0	0	-2.92	0.15	0	0	14091.8	-0.02
willow	184	24	1992	0	0	2.64	1.39	-0.01	0	0	-2.78	0.15	0	0	14094.4	-0.01
willow	185	24	1992	34.8	0	4.97	0.98	0.01	0	0	29.67	0.15	0	0	14099.4	0
willow	186	24	1992	2.29	0	6.24	3.79	0.01	0	0	-4.11	0.15	0	0	14105.6	0
willow	187	24	1992	8.38	0	7.28	2.92	0	0	0	0.96	0.15	0	0	14112.9	0
willow	188	24	1992	0	0	4.91	4.16	-0.01	0	0	-5.05	0.15	0	0	14117.8	-0.01
willow	189	24	1992	0	0	5.82	5.01	0	0	0	-5.97	0.15	0	0	14123.6	-0.01
willow	190	24	1992	11.18	0	6.23	2.07	0	0	0	4.8	0.15	0	0	14129.9	-0.01
willow	191	24	1992	5.59	0	7.76	3.44	0.02	0	0	-2.35	0.15	0	0	14137.6	0.01
willow	192	24	1992	0.51	0	4.98	4.17	0	0	0	-4.6	0.15	0	0	14142.6	-0.02
willow	193	24	1992	0	0	4.08	3.55	0	0	0	-4.22	0.15	0	0	14146.7	-0.01
willow	194	24	1992	14.73	0.39	3.81	0.2	0.01	0	0	10.36	0.15	0	0	14150.5	0
willow	195	24	1992	7.11	0	4.72	0.25	0	0	0	2.64	0.15	0	0	14155.2	-0.01
willow	196	24	1992	17.78	0	4.92	0.87	0	0	0	12.72	0.15	0	0	14160.1	-0.01
willow	197	24	1992	22.86	1.44	2.81	0.16	-0.01	0	0	18.48	0.15	0	0	14163	-0.01
willow	198	24	1992	0	0	5.69	3.9	0	0	0	-4.4	0.15	0	0	14168.6	-0.01
willow	199	24	1992	16.26	0	6.44	2.44	0.02	0	0	9.64	0.15	0	0	14175.1	0
willow	200	24	1992	2.03	0	6.43	4.22	-0.01	0	0	-4.53	0.15	0	0	14181.5	-0.01
willow	201	24	1992	0	0	5.17	4.61	0	0	0	-5.3	0.15	0	0	14186.7	-0.02

Attachment D-1
Honeywell
Wastebeds 9-15 SWSR Pre-Design Investigation
SHAW Output Data

RUN	DAY	HR	YR	PRECIP	precip INTRCP	ET	TRANSP	CANOPY chg in storage	SNOW chg in storage	RESIDUE chg in storage	SOIL chg in storage	PERC	RUNOFF	PONDED	Etcum	ERROR
willow	202	24	1992	0	0	6.68	6.1	0	0	0	-6.81	0.15	0	0	14193.4	-0.02
willow	203	24	1992	0.76	0	5.53	3.83	-0.02	0	0	-4.88	0.15	0	0	14198.9	-0.01
willow	204	24	1992	0	0	5.54	4.87	0	0	0	-5.68	0.15	0	0	14204.4	-0.01
willow	205	24	1992	19.81	1.89	2.46	0.15	0.01	0	0	15.31	0.15	0	0	14206.9	-0.01
willow	206	24	1992	0	0	3.74	1.77	0	0	0	-1.99	0.15	0	0	14210.6	-0.01
willow	207	24	1992	0	0	2.87	2.75	0	0	0	-3.02	0.15	0	0	14213.5	-0.01
willow	208	24	1992	2.29	0	3.09	1	0.01	0	0	-0.95	0.15	0	0	14216.6	-0.01
willow	209	24	1992	0	0	5.46	4.76	-0.01	0	0	-5.59	0.15	0	0	14222.1	-0.01
willow	210	24	1992	0	0	4.28	3.9	-0.01	0	0	-4.4	0.15	0	0	14226.3	-0.02
willow	211	24	1992	1.52	0	5.48	3.74	0.01	0	0	-4.1	0.15	0	0	14231.8	-0.01
willow	212	24	1992	0	0	5.59	4.81	-0.01	0	0	-5.71	0.15	0	0	14237.4	-0.02
willow	213	24	1992	35.31	0	5.03	0.87	0.01	0	0	30.13	0.15	0	0	14242.4	-0.01
willow	214	24	1992	0.51	0	6.73	5.59	-0.01	0	0	-6.33	0.15	0	0	14249.2	-0.03
willow	215	24	1992	0	0	7.23	6.68	0	0	0	-7.36	0.15	0	0	14256.4	-0.02
willow	216	24	1992	0.25	0	4.43	3.9	0.01	0	0	-4.33	0.15	0	0	14260.8	0
willow	217	24	1992	5.33	0.06	4.43	0.23	0	0	0	0.7	0.15	0	0	14265.3	-0.01
willow	218	24	1992	0	0	6.59	5.64	-0.02	0	0	-6.65	0.15	0	0	14271.9	0
willow	219	24	1992	0	0	6.25	5.56	0	0	0	-6.39	0.15	0	0	14278.1	-0.01
willow	220	24	1992	0	0	5.8	5.2	0	0	0	-5.94	0.15	0	0	14283.9	-0.01
willow	221	24	1992	3.3	0	5.57	2.59	0.01	0	0	-2.41	0.15	0	0	14289.5	-0.01
willow	222	24	1992	0.51	0	3.12	2.55	0.02	0	0	-2.75	0.14	0	0	14292.6	-0.02
willow	223	24	1992	4.57	0	6.44	2.14	0	0	0	-1.98	0.14	0	0	14299	-0.03
willow	224	24	1992	0.25	0	4.87	3.8	-0.01	0	0	-4.74	0.14	0	0	14303.9	-0.01
willow	225	24	1992	0	0	4.38	3.28	-0.02	0	0	-4.49	0.14	0	0	14308.3	-0.01
willow	226	24	1992	4.06	0.84	3	0.1	0.01	0	0	0.09	0.14	0	0	14311.3	-0.01
willow	227	24	1992	0	0	2.38	1.39	0	0	0	-1.69	0.14	0	0	14313.7	0
willow	228	24	1992	0	0	1.86	1.64	0	0	0	-2	0.14	0	0	14315.5	-0.01
willow	229	24	1992	0	0	1.69	1.51	0	0	0	-1.83	0.14	0	0	14317.2	0
willow	230	24	1992	0	0	2.15	1.98	0.01	0	0	-2.29	0.14	0	0	14319.4	0
willow	231	24	1992	0.25	0	3.34	2.46	-0.01	0	0	-3.2	0.14	0	0	14322.7	-0.02
willow	232	24	1992	1.52	0	3.76	1.67	-0.01	0	0	-2.37	0.14	0	0	14326.5	0
willow	233	24	1992	0	0	2.41	1.52	-0.01	0	0	-2.53	0.14	0	0	14328.9	-0.01
willow	234	24	1992	0	0	2.43	1.55	0	0	0	-2.56	0.14	0	0	14331.3	-0.01
willow	235	24	1992	0	0	2.07	1.44	0.01	0	0	-2.21	0.14	0	0	14333.4	-0.01
willow	236	24	1992	0	0	2.14	1.37	0	0	0	-2.28	0.14	0	0	14335.5	-0.01
willow	237	24	1992	0	0	1.74	1.15	0.01	0	0	-1.88	0.14	0	0	14337.3	-0.01
willow	238	24	1992	3.3	0	3.55	0.55	0.02	0	0	-0.41	0.14	0	0	14340.8	0
willow	239	24	1992	0	0	1.51	0.99	0	0	0	-1.63	0.14	0	0	14342.3	-0.01
willow	240	24	1992	7.11	0	4	0.24	0	0	0	2.98	0.14	0	0	14346.3	0
willow	241	24	1992	34.54	0	6.33	2.33	-0.01	0	0	28.1	0.14	0	0	14352.6	-0.02
willow	242	24	1992	0	0	4.54	3.69	-0.04	0	0	-4.63	0.13	0	0	14357.2	0
willow	243	24	1992	1.52	0	5.58	3.94	0.01	0	0	-4.2	0.13	0	0	14362.8	0
willow	244	24	1992	0	0	4.35	3.53	-0.01	0	0	-4.47	0.13	0	0	14367.1	-0.01
willow	245	24	1992	0	0	4.27	3.27	-0.01	0	0	-4.39	0.13	0	0	14371.4	-0.01
willow	246	24	1992	0	0	3.4	2.75	0.01	0	0	-3.52	0.13	0	0	14374.8	-0.01
willow	247	24	1992	13.21	0.37	3.17	0.07	0.03	0	0	9.5	0.13	0	0	14378	0.01
willow	248	24	1992	0	0	4.01	2.93	-0.01	0	0	-3.75	0.13	0	0	14382	-0.01
willow	249	24	1992	0	0	3.86	3.29	0	0	0	-3.98	0.13	0	0	14385.8	-0.02
willow	250	24	1992	0.25	0	2.17	1.76	0	0	0	-2.03	0.13	0	0	14388	-0.01
willow	251	24	1992	0	0	2.82	2.41	0.01	0	0	-2.95	0.13	0	0	14390.8	-0.01
willow	252	24	1992	6.35	0	5.15	1.46	0.01	0	0	1.08	0.13	0	0	14396	-0.01
willow	253	24	1992	0	0	3.17	2.34	-0.02	0	0	-3.26	0.13	0	0	14399.1	-0.02
willow	254	24	1992	23.88	0	5.42	1.92	0.01	0	0	18.31	0.13	0	0	14404.6	0
willow	255	24	1992	0	0	3.84	2.72	-0.03	0	0	-3.93	0.13	0	0	14408.4	-0.01
willow	256	24	1992	0	0	3.88	2.96	-0.01	0	0	-3.98	0.13	0	0	14412.3	-0.02
willow	257	24	1992	0	0	3.78	3.15	0.01	0	0	-3.9	0.13	0	0	14416.1	-0.02
willow	258	24	1992	0	0	3.41	2.91	0.01	0	0	-3.55	0.13	0	0	14419.5	0
willow	259	24	1992	0	0	3.16	2.73	0.01	0	0	-3.29	0.13	0	0	14422.7	-0.01
willow	260	24	1992	0	0	2.62	2.21	0.02	0	0	-2.76	0.13	0	0	14425.3	-0.01
willow	261	24	1992	0	0	2.47	1.96	-0.01	0	0	-2.56	0.13	0	0	14427.7	-0.03
willow	262	24	1992	14.99	0	5.12	1.61	-0.01	0	0	9.76	0.12	0	0	14432.9	-0.01
willow	263	24	1992	0	0	3.29	2.18	-0.03	0	0	-3.38	0.12	0	0	14436.1	-0.01
willow	264	24	1992	0	0	3.02	2.26	0	0	0	-3.13	0.12	0	0	14439.2	-0.01
willow	265	24	1992	17.53	0	3.38	0.34	0.02	0	0	14.01	0.12	0	0	14442.6	-0.01
willow	266	24	1992	15.75	0	3.47	0.29	-0.01	0	0	12.18	0.12	0	0	14446	-0.01
willow	267	24	1992	0	0	3.34	1.98	-0.03	0	0	-3.42	0.12	0	0	14449.4	-0.01
willow	268	24	1992	0	0	3.08	2.41	0	0	0	-3.19	0.12	0	0	14452.4	-0.01
willow	269	24	1992	0	0	3.52	2.95	0	0	0	-3.65	0.12	0	0	14456	0
willow	270	24	1992	12.95	0	2.99	0.16	0.02	0	0	9.8	0.12	0	0	14459	0.02
willow	271	24	1992	7.62	0	3.8	1	0.01	0	0	3.68	0.12	0	0	14462.8	0
willow	272	24	1992	0	0	3.58	2.82	-0.01	0	0	-3.68	0.12	0	0	14466.3	-0.01
willow	273	24	1992	1.02	0	3.13	1.57	-0.02	0	0	-2.22	0.12	0	0	14469.5	0
willow	274	24	1992	2.03	0	2.67	0.41	-0.01	0	0	-0.74	0.12	0	0	14472.1	-0.01
willow	275	24	1992	0	0	2.58	1.8	0	0	0	-2.7	0.12	0	0	14474.7	0.01
willow	276	24	1992	0	0	3.15	2.83	0.01	0	0	-3.28	0.12	0	0	14477.9	-0.01
willow	277	24	1992	0	0	1.8	1.57	0.01	0	0	-1.92	0.12	0	0	14479.7	0
willow	278	24	1992	0	0	3.21	2.01	-0.02	0	0	-3.29	0.12	0	0	14482.9	-0.01
willow	279	24	1992	0	0	2.48	1.44	0	0	0	-2.58	0.12	0	0	14485.4	-0.01
willow	280	24	1992	0	0	2.15	1.55	0	0	0	-2.27	0.12	0	0	14487.5	0
willow	281	24	1992	0	0	2.62	1.96	0.01	0	0	-2.74	0.12	0	0	14490.1	0
willow	282	24	1992	0	0	2.69	2.04	0	0	0	-2.81	0.11	0	0	14492.8	0
willow	283	24	1992	9.91	0	2.27	0.43	0.02	0	0	7.49	0.11	0	0	14495.1	0.01
willow	284	24	1992	0	0	2.53	1.65	-0.01	0	0	-2.63	0.11	0	0	14497.6	0
willow	285	24	1992	2.79	0.22	1.72	0.05	0	0	0	0.74	0.11	0	0	14499.3	-0.01
willow	286	24	1992	0.51	0	2.36	1.13	-0.01	0	0	-1.77	0.11	0	0	14501.7	0.02
willow	287	24	1992	0	0	2.54	1.49	-0.01	0	0	-2.64	0.11	0	0	14504.3	0
willow	288	24	1992	1.52	0	1.32	0.16	0.01	0	0	0.08	0.11	0	0	14505.6	0.01
willow	289	24	1992	5.08	0	1.54	0.04	0.01	0	0	3.4	0.11	0	0	14507.1	0.01
willow	290	24	1992	7.87	0	2.27	0.65	0	0	0	5.53	0.11	0	0	14509.4	-0.04
willow	291	24	1992	0	0	2.26	0.78	-0.02	0	0	-2.34	0.11	0	0	14511.6	-0.01
willow	292	24	1992	1.02	0	1.9	0.53	0	0	0	-1	0.11	0	0	14513.5	0.01
willow	293	24	1992	5.84	0	1.47	0	0	0	0	4.26	0.11	0	0	14515	0
willow	294	24	1992	2.03	0	1.91	0.25	-0.01	0	0	0.02	0.11	0	0	14516.9	0
willow	295	24	1992	2.79	0	1.12	0	0.01	0	0	1.55	0.11	0	0	14518.1	0
willow	296	24	1992	0	0	1.51	0.45	0	0	0	-1.63	0.11	0	0	14519.6	0.01
willow	297	24	1992	0	0	1.67	0.8	0	0	0	-1.78	0.11	0	0	14521.2	0.01
willow	298	24	1992	21.59	0	1.43	0.24	0.01	0	0	20.08	0.11	0	0	14522.7	-0.03
willow	299	24	1992	0.25	0	1.39	0.15	-0.01	0	0	-1.24	0.11	0	0	14524.1	0
willow	300	24	1992	4.32	0	1.21	0.1	0	0	0	3	0.11	0	0	14525.3	0
willow	301	24	1992	1.27	0	1.25	0.16	0	0	0	-0.08	0.11	0	0	14526.5	0
willow	302	24	1992	0	0	1.48	0.19	0	0	0	-1.59	0.1	0	0	14528	0
willow	303	24	1992	1.52	0	0.83	0.06	0	0	0	0.59	0.1	0	0	14528.8	0
willow	304	24	1992	0	0	1.55	0.04	0	0	0	-1.66	0.1	0	0	14530.4	0.01

Attachment D-1
Honeywell
Wastebeds 9-15 SWSR Pre-Design Investigation
SHAW Output Data

RUN	DAY	HR	YR	PRECIP	precip INTRCP	ET	TRANSP	CANOPY chg in storage	SNOW chg in storage	RESIDUE chg in storage	SOIL chg in storage	PERC	RUNOFF	PONDED	Etcum	ERROR
willow	305	24	1992	0	0	0.73	0	0	0	0	-0.83	0.1	0	0	14531.1	0
willow	306	24	1992	0	0	1.52	0	0	0	0	-1.62	0.1	0	0	14532.6	0
willow	307	24	1992	19.05	0	1.36	0	0	0	0	17.59	0.1	0	0	14534	0
willow	308	24	1992	7.87	0	2.01	0	0	0	0	5.76	0.1	0	0	14536	0
willow	309	24	1992	4.57	0	1.53	0	0	0	0	2.94	0.1	0	0	14537.5	0
willow	310	24	1992	8.38	0	1.52	0	0	0	0	6.76	0.1	0	0	14539	0
willow	311	24	1992	0.51	0	1.46	0	0	0	0	-1.06	0.1	0	0	14540.5	0
willow	312	24	1992	0.25	0	1.97	0	0	0	0	-1.82	0.1	0	0	14542.5	0
willow	313	24	1992	0	0	0.64	0	0	0	0	-0.74	0.1	0	0	14543.1	0
willow	314	24	1992	0	0	0.66	0	0	0	0	-0.76	0.1	0	0	14543.8	0
willow	315	24	1992	4.06	0	0.91	0	0	0	0	3.05	0.1	0	0	14544.7	0
willow	316	24	1992	2.29	0	0.57	0	0	0	0	1.62	0.1	0	0	14545.3	0
willow	317	24	1992	1.78	0	1.8	0	0	0	0	-0.12	0.1	0	0	14547.1	0
willow	318	24	1992	1.52	0	5.16	0	0	0	0	-3.73	0.1	0	0	14552.2	0
willow	319	24	1992	0.51	0	2.14	0	0	0	0	-1.73	0.1	0	0	14554.3	0
willow	320	24	1992	2.03	0	0.65	0	0	2.03	0	-0.74	0.1	0	0	14555	0
willow	321	24	1992	1.02	0	0.15	0	0	1.19	0	-0.42	0.1	0	0	14555.2	0
willow	322	24	1992	6.35	0	0.02	0	0	-0.22	0	6.46	0.1	0	0	14555.2	0
willow	323	24	1992	0	0	0	0	0	-0.43	0	0.34	0.1	0	0	14555.2	0
willow	324	24	1992	0	0	0.11	0	0	-0.02	0	-0.18	0.09	0	0	14555.3	0
willow	325	24	1992	0	0	0.28	0	0	-0.41	0	0.04	0.09	0	0	14555.6	0
willow	326	24	1992	2.03	0	0.06	0	0	-2.13	0	4.01	0.09	0	0	14555.6	0
willow	327	24	1992	17.02	0	0.31	0	0	0	0	16.62	0.09	0	0	14555.9	0
willow	328	24	1992	1.78	0	0.46	0	0	0	0	1.23	0.09	0	0	14556.4	0
willow	329	24	1992	8.13	0	0.63	0	0	0	0	7.41	0.09	0	0	14557	0
willow	330	24	1992	4.32	0	0.42	0	0	0	0	3.81	0.09	0	0	14557.4	0
willow	331	24	1992	1.52	0	0.49	0	0	0	0	0.94	0.09	0	0	14557.9	0
willow	332	24	1992	0	0	1.79	0	0	0	0	-1.88	0.09	0	0	14559.7	0
willow	333	24	1992	0	0	0.63	0	0	0	0	-0.72	0.09	0	0	14560.3	0
willow	334	24	1992	0.25	0	0.87	0	0	0	0	-0.7	0.09	0	0	14561.2	0
willow	335	24	1992	0	0	1.27	0	0	0	0	-1.36	0.09	0	0	14562.5	0
willow	336	24	1992	0	0	0.96	0	0	0	0	-1.05	0.09	0	0	14563.4	0
willow	337	24	1992	0	0	0.98	0	0	0	0	-1.07	0.09	0	0	14564.4	0
willow	338	24	1992	1.78	0	1.07	0	0	0	0	0.61	0.09	0	0	14565.5	0
willow	339	24	1992	2.79	0	1.17	0	0	0	0	1.53	0.09	0	0	14566.7	0
willow	340	24	1992	2.29	0	1.15	0	0	2.03	0	-0.98	0.09	0	0	14567.8	0
willow	341	24	1992	0.51	0	0.27	0	0	0.54	0	-0.39	0.09	0	0	14568.1	0
willow	342	24	1992	1.78	0	0.59	0	0	1.26	0	-0.16	0.09	0	0	14568.7	0
willow	343	24	1992	0	0	0.18	0	0	0.12	0	-0.39	0.09	0	0	14568.9	0
willow	344	24	1992	0	0	0.03	0	0	0.19	0	-0.31	0.09	0	0	14568.9	0
willow	345	24	1992	4.83	0	0.44	0	0	4.45	0	-0.16	0.09	0	0	14569.3	0
willow	346	24	1992	2.29	0	0.35	0	0	-1.66	0	3.5	0.09	0	0	14569.7	0
willow	347	24	1992	2.79	0	0.33	0	0	2.53	0	-0.15	0.09	0	0	14570	0
willow	348	24	1992	0	0	-0.01	0	0	0.1	0	-0.18	0.09	0	0	14570	0
willow	349	24	1992	0	0	-0.01	0	0	0.22	0	-0.3	0.08	0	0	14570	0
willow	350	24	1992	0	0	0.08	0	0	0.01	0	-0.17	0.08	0	0	14570.1	0
willow	351	24	1992	4.83	0	-0.06	0	0	-6.1	0	10.91	0.08	0	0	14570	0
willow	352	24	1992	11.68	0	-0.22	0	0	-3.7	0	4.66	0.08	10.86	0	14569.8	0
willow	353	24	1992	0.25	0	1.55	0	0	0	0	-1.38	0.08	0	0	14571.3	0
willow	354	24	1992	0	0	0.91	0	0	0	0	-1	0.08	0	0	14572.3	0
willow	355	24	1992	2.03	0	1.66	0	0	0	0	-1.74	0.08	2.03	0	14573.9	0
willow	356	24	1992	0.51	0	1.4	0	0	0	0	-1.47	0.08	0	0.49	14575.3	0
willow	357	24	1992	0	0	0.58	0	0	0	0	-0.17	0.08	0	0	14575.9	0
willow	358	24	1992	0.51	0	0.58	0	0	0	0	-0.15	0.08	0	0	14576.5	0
willow	359	24	1992	0.51	0	2.8	0	0	0	0	-2.37	0.08	0	0	14579.3	0
willow	360	24	1992	0	0	1.67	0	0	0	0	-1.75	0.08	0	0	14580.9	0
willow	361	24	1992	1.02	0	0.8	0	0	0.71	0	-0.57	0.08	0	0	14581.7	0
willow	362	24	1992	0	0	0.16	0	0	0.29	0	-0.53	0.08	0	0	14581.9	0
willow	363	24	1992	0.76	0	0.03	0	0	0.85	0	-0.2	0.08	0	0	14581.9	0
willow	364	24	1992	6.35	0	-0.21	0	0	-1.85	0	7.64	0.08	0.69	0	14581.7	0
willow	365	24	1992	14.99	0	-0.62	0	0	0	0	15.52	0.08	0	0	14581.1	0
willow	366	24	1992	2.79	0	0.33	0	0	0	0	2.38	0.08	0	0	14581.4	0
willow	1	24	1993	0.76	0	2.71	0	0	0	0	-2.03	0.08	0	0	14584.2	0
willow	2	24	1993	0.51	0	0.52	0	0	0	0	-0.58	0.08	0	0.5	14584.7	0
willow	3	24	1993	5.33	0	0.24	0	0	5.57	0	-0.06	0.08	0	0	14584.9	0
willow	4	24	1993	5.33	0	-0.78	0	0	-5.57	0	11.6	0.08	0	0	14584.1	0
willow	5	24	1993	9.91	0	1.2	0	0	0	0	8.63	0.08	0	0	14585.3	0
willow	6	24	1993	0.76	0	0.99	0	0	0	0	-0.3	0.08	0	0	14586.3	0
willow	7	24	1993	0	0	0.61	0	0	0	0	-0.68	0.08	0	0	14586.9	-0.01
willow	8	24	1993	2.54	0	0.88	0	0	2.57	0	-0.99	0.08	0	0	14587.8	0
willow	9	24	1993	0	0	0.11	0	0	0.27	0	-0.46	0.08	0	0	14587.9	0
willow	10	24	1993	5.59	0	0.11	0	0	5.65	0	-0.25	0.08	0	0	14588	0
willow	11	24	1993	0.51	0	0.08	0	0	0.5	0	-0.15	0.08	0	0	14588.1	0
willow	12	24	1993	0.76	0	0	0	0	0.82	0	-0.14	0.08	0	0	14588.1	0
willow	13	24	1993	14.48	0	-0.02	0	0	-0.31	0	8.61	0.08	6.12	0	14588.1	0
willow	14	24	1993	0.51	0	0.3	0	0	0.38	0	-0.25	0.08	0	0	14588.4	0
willow	15	24	1993	0.76	0	0.18	0	0	0.74	0	-0.24	0.08	0	0	14588.6	0
willow	16	24	1993	0.25	0	0.13	0	0	0.27	0	-0.23	0.08	0	0	14588.7	0
willow	17	24	1993	1.02	0	0.34	0	0	0.79	0	-0.2	0.08	0	0	14589.1	0
willow	18	24	1993	0	0	0.3	0	0	-0.03	0	-0.35	0.08	0	0	14589.4	0
willow	19	24	1993	1.27	0	0.13	0	0	1.33	0	-0.26	0.08	0	0	14589.5	0
willow	20	24	1993	0	0	0.28	0	0	-0.19	0	-0.16	0.08	0	0	14589.8	0
willow	21	24	1993	2.79	0	0.11	0	0	2.79	0	-0.18	0.08	0	0	14589.9	0
willow	22	24	1993	2.29	0	-0.07	0	0	-3.02	0	0	0.08	5.3	0	14589.8	0
willow	23	24	1993	0	0	0.19	0	0	-4.07	0	-0.04	0.08	3.85	0	14590	0
willow	24	24	1993	6.35	0	0.07	0	0	-6.23	0	-0.07	0.08	12.51	0	14590	0
willow	25	24	1993	2.79	0	0.72	0	0	2.41	0	-0.41	0.08	0	0	14590.8	0
willow	26	24	1993	0	0	0.09	0	0	0.17	0	-0.34	0.08	0	0	14590.9	0
willow	27	24	1993	0	0	0.71	0	0	-0.6	0	-0.19	0.08	0	0	14591.6	0
willow	28	24	1993	0.76	0	0.26	0	0	0.72	0	-0.29	0.08	0	0	14591.8	0
willow	29	24	1993	1.52	0	0.86	0	0	0.82	0	-0.24	0.08	0	0	14592.7	0
willow	30	24	1993	2.54	0	0.43	0	0	2.35	0	-0.32	0.08	0	0	14593.1	0
willow	31	24	1993	8.89	0	0.19	0	0	8.78	0	-0.16	0.08	0	0	14593.3	0
willow	32	24	1993	0	0	0.19	0	0	-0.06	0	-0.21	0.08	0	0	14593.5	0
willow	33	24	1993	0	0	0.01	0	0	0.18	0	-0.27	0.08	0	0	14593.5	0
willow	34	24	1993	0	0	0.22	0	0	-0.12	0	-0.18	0.08	0	0	14593.7	0
willow	35	24	1993	0	0	0.43	0	0	-0.31	0	-0.19	0.08	0	0	14594.2	0
willow	36	24	1993	1.02	0	0.32	0	0	0.77	0	-0.15	0.08	0	0	14594.5	0
willow	37	24	1993	0	0	0.14	0	0	0.12	0	-0.34	0.08	0	0	14594.6	0
willow	38	24	1993	0	0	0.23	0	0	-0.04	0	-0.27	0.08	0	0	14594.9	0
willow	39	24	1993	0.25	0	0.13	0	0	0.26	0	-0.21	0.08	0	0	14595	0
willow	40	24	1993	0	0	0.1	0	0	0.06	0	-0.24	0.08	0	0	14595.1	0
willow	41	24	1993	0	0	0.09	0	0	-0.1	0	-0.07	0.08	0	0	14595.2	0

Attachment D-1
Honeywell
Wastebeds 9-15 SWSR Pre-Design Investigation
SHAW Output Data

RUN	DAY	HR	YR	PRECIP	precip INTRCP	ET	TRANSP	CANOPY chg in storage	SNOW chg in storage	RESIDUE chg in storage	SOIL chg in storage	PERC	RUNOFF	PONDED	Etcum	ERROR
willow	42	24	1993	0	0	0.31	0	0	-0.21	0	-0.17	0.08	0	0	14595.5	0
willow	43	24	1993	5.33	0	0.65	0	0	4.75	0	-0.14	0.08	0	0	14596.1	0
willow	44	24	1993	9.65	0	0.03	0	0	9.65	0	-0.1	0.08	0	0	14596.2	0
willow	45	24	1993	0.25	0	0.15	0	0	0.14	0	-0.12	0.08	0	0	14596.3	0
willow	46	24	1993	0	0	0.16	0	0	-0.14	0	-0.11	0.08	0	0	14596.5	0
willow	47	24	1993	10.92	0	0.02	0	0	10.92	0	-0.09	0.08	0	0	14596.5	0
willow	48	24	1993	2.29	0	0.09	0	0	2.23	0	-0.11	0.08	0	0	14596.6	0
willow	49	24	1993	0	0	0.13	0	0	-0.08	0	-0.13	0.08	0	0	14596.7	0
willow	50	24	1993	3.05	0	0.05	0	0	3.06	0	-0.14	0.08	0	0	14596.8	0
willow	51	24	1993	0	0	-0.03	0	0	0.07	0	-0.12	0.08	0	0	14596.7	0
willow	52	24	1993	12.7	0	0.1	0	0	12.65	0	-0.13	0.08	0	0	14596.8	0
willow	53	24	1993	12.95	0	0.05	0	0	12.93	0	-0.1	0.08	0	0	14596.9	0
willow	54	24	1993	0.51	0	0.16	0	0	0.37	0	-0.09	0.08	0	0	14597	0
willow	55	24	1993	3.3	0	-0.04	0	0	3.37	0	-0.11	0.08	0	0	14597	0
willow	56	24	1993	0	0	-0.03	0	0	0.05	0	-0.11	0.08	0	0	14597	0
willow	57	24	1993	0	0	0	0	0	0.04	0	-0.11	0.08	0	0	14597	0
willow	58	24	1993	0	0	0	0	0	0.04	0	-0.12	0.08	0	0	14597	0
willow	59	24	1993	0	0	-0.01	0	0	0.05	0	-0.12	0.08	0	0	14597	0
willow	60	24	1993	0	0	0.09	0	0	-0.06	0	-0.12	0.08	0	0	14597.1	0
willow	61	24	1993	0	0	0.05	0	0	-0.04	0	-0.09	0.08	0	0	14597.1	0
willow	62	24	1993	0	0	-0.01	0	0	-0.06	0	-0.02	0.08	0.01	0	14597.1	0
willow	63	24	1993	0	0	0.89	0	0	-0.9	0	-0.07	0.08	0	0	14598	0
willow	64	24	1993	0.25	0	0.8	0	0	-0.55	0	-0.08	0.08	0	0	14598.8	0
willow	65	24	1993	1.02	0	0.3	0	0	0.71	0	-0.08	0.08	0	0	14599.1	0
willow	66	24	1993	0	0	0.03	0	0	-0.71	0	0.06	0.08	0.53	0	14599.1	0
willow	67	24	1993	5.59	0	0.02	0	0	-2.41	0	0.9	0.08	6.99	0	14599.1	0
willow	68	24	1993	1.02	0	0.44	0	0	-0.46	0	0.74	0.08	0.21	0	14599.6	0
willow	69	24	1993	5.84	0	0.27	0	0	5.57	0	-0.08	0.09	0	0	14599.8	0
willow	70	24	1993	0.51	0	0.21	0	0	0.31	0	-0.1	0.09	0	0	14600	0
willow	71	24	1993	0	0	0.11	0	0	-0.07	0	-0.13	0.09	0	0	14600.2	0
willow	72	24	1993	33.78	0	0.2	0	0	33.64	0	-0.14	0.09	0	0	14600.4	0
willow	73	24	1993	17.53	0	0.01	0	0	17.54	0	-0.11	0.09	0	0	14600.4	0
willow	74	24	1993	0.25	0	0.11	0	0	0.17	0	-0.1	0.09	0	0	14600.5	0
willow	75	24	1993	0	0	1.14	0	0	-1.12	0	-0.1	0.09	0	0	14601.6	0
willow	76	24	1993	3.56	0	0.55	0	0	3	0	-0.08	0.09	0	0	14602.2	0
willow	77	24	1993	0	0	0.18	0	0	-0.18	0	-0.08	0.09	0	0	14602.3	0
willow	78	24	1993	0	0	0.17	0	0	-0.16	0	-0.1	0.09	0	0	14602.5	0
willow	79	24	1993	1.78	0	0.44	0	0	1.36	0	-0.11	0.09	0	0	14603	0
willow	80	24	1993	7.11	0	0.03	0	0	1.04	0	0.1	0.09	5.86	0	14603	0
willow	81	24	1993	0	0	0.15	0	0	-3.15	0	0.3	0.09	2.61	0	14603.1	0
willow	82	24	1993	10.67	0	0.23	0	0	10.08	0	0.04	0.09	0.23	0	14603.4	0
willow	83	24	1993	1.02	0	-0.06	0	0	-3.94	0	0.59	0.09	4.34	0	14603.3	0
willow	84	24	1993	0	0	-0.04	0	0	-6.87	0	1.3	0.09	5.52	0	14603.3	0
willow	85	24	1993	0	0	-0.05	0	0	-8.44	0	1.71	0.09	6.7	0	14603.2	0
willow	86	24	1993	0	0	-0.04	0	0	-12.38	0	2.1	0.09	10.24	0	14603.2	0
willow	87	24	1993	1.27	0	-0.25	0	0	-15.89	0	2.72	0.09	14.6	0	14602.9	0
willow	88	24	1993	4.06	0	-0.35	0	0	-19.14	0	5.4	0.09	18.07	0	14602.6	0
willow	89	24	1993	0	0	-0.04	0	0	-25.3	0	5.43	0.09	19.83	0	14602.5	0
willow	90	24	1993	0	0	0.02	0	0	-22.11	0	4.16	0.09	17.83	0	14602.6	0
willow	91	24	1993	9.14	0	-0.28	0	0	-25.06	0	18.21	0.09	16.19	0	14602.3	0
willow	92	24	1993	11.43	0	-0.23	0	0	-1.92	0	5.09	0.09	8.4	0	14602	0
willow	93	24	1993	3.05	0	1.03	0	0	0	0	1.93	0.09	0	0	14603.1	0
willow	94	24	1993	0.51	0	0.95	0	0	0	0	-0.52	0.09	0	0	14604	0
willow	95	24	1993	0	0	2.56	0	0	0	0	-2.64	0.09	0	0	14606.6	-0.01
willow	96	24	1993	0	0	3.21	0	0	0	0	-3.29	0.09	0	0	14609.8	-0.01
willow	97	24	1993	0	0	3.74	0	0	0	0	-3.82	0.09	0	0	14613.5	-0.01
willow	98	24	1993	0	0	3.4	0	0	0	0	-3.48	0.09	0	0	14616.9	0
willow	99	24	1993	0	0	6.27	0	0	0	0	-6.36	0.09	0	0	14623.2	0
willow	100	24	1993	38.35	0	1.69	0	0	0	0	36.57	0.09	0	0	14624.9	0
willow	101	24	1993	1.52	0	2.09	0	0	0	0	-0.66	0.09	0	0	14627	0
willow	102	24	1993	9.14	0	1.67	0	0	0	0	7.38	0.09	0	0	14628.7	0
willow	103	24	1993	0	0	1.64	0	0	0	0	-1.73	0.09	0	0	14630.3	0
willow	104	24	1993	0	0	3.99	0	0	0	0	-4.08	0.09	0	0	14634.3	0
willow	105	24	1993	0.25	0	4.58	0	0	0	0	-4.41	0.09	0	0	14638.9	0
willow	106	24	1993	18.8	0	2.25	0	0	0	0	16.46	0.09	0	0	14641.1	0
willow	107	24	1993	12.45	0	2.43	0	0	0	0	9.93	0.09	0	0	14643.5	0.01
willow	108	24	1993	0	0	5.37	0	0	0	0	-5.45	0.09	0	0	14648.9	0
willow	109	24	1993	0	0	4.6	0	0	0	0	-4.69	0.09	0	0	14653.5	0
willow	110	24	1993	5.59	0	2.84	0	0	0	0	2.66	0.09	0	0	14656.4	0
willow	111	24	1993	9.4	0	2.1	0	0	0	0	7.21	0.09	0	0	14658.5	0
willow	112	24	1993	22.1	0	1.73	0	0	0	0	20.28	0.09	0	0	14660.2	-0.01
willow	113	24	1993	5.84	0	5.93	0	0	0	0	-0.18	0.09	0	0	14666.1	0
willow	114	24	1993	0	0	5.13	0	0	0	0	-5.22	0.09	0	0	14671.3	0
willow	115	24	1993	13.97	0	5.14	0	0	0	0	8.74	0.09	0	0	14676.4	0
willow	116	24	1993	4.83	0	2.37	0	0	0	0	2.37	0.09	0	0	14678.8	0
willow	117	24	1993	0	0	5.28	0	0	0	0	-5.37	0.09	0	0	14684	0
willow	118	24	1993	0	0	4.21	0	0	0	0	-4.3	0.09	0	0	14688.2	0
willow	119	24	1993	0	0	4.02	0	0	0	0	-4.12	0.09	0	0	14692.3	0
willow	120	24	1993	0	0	3.02	0	0	0	0	-3.12	0.09	0	0	14695.3	0
willow	121	24	1993	0	0	5.19	0.1	0	0	0	-5.29	0.1	0	0	14700.5	0.01
willow	122	24	1993	0	0	4.53	0.34	0	0	0	-4.62	0.1	0	0	14705	-0.01
willow	123	24	1993	0	0	5.73	0.69	0	0	0	-5.83	0.1	0	0	14710.7	0
willow	124	24	1993	0	0	3.52	0.67	0	0	0	-3.61	0.1	0	0	14714.3	-0.01
willow	125	24	1993	11.94	0	3.23	0.58	0	0	0	8.61	0.1	0	0	14717.5	0
willow	126	24	1993	0.25	0	3.06	0.78	0	0	0	-2.88	0.11	0	0	14720.5	-0.03
willow	127	24	1993	0	0	4.15	1.1	0	0	0	-4.25	0.11	0	0	14724.7	-0.01
willow	128	24	1993	0	0	4.54	1.83	0	0	0	-4.65	0.11	0	0	14729.2	-0.01
willow	129	24	1993	0	0	4.96	2.22	0	0	0	-5.06	0.12	0	0	14734.2	-0.01
willow	130	24	1993	0	0	5.09	2.54	0	0	0	-5.2	0.12	0	0	14739.3	-0.01
willow	131	24	1993	0.25	0	5.14	2.86	0	0	0	-4.99	0.13	0	0	14744.4	-0.03
willow	132	24	1993	1.02	0	5.91	3.14	0	0	0	-5.01	0.13	0	0	14750.3	-0.01
willow	133	24	1993	0	0	4.67	2.12	0	0	0	-4.81	0.14	0	0	14755	-0.01
willow	134	24	1993	0	0	4.24	2.41	0	0	0	-4.38	0.15	0	0	14759.2	-0.01
willow	135	24	1993	0	0	3.6	2.62	0	0	0	-3.75	0.15	0	0	14762.8	0
willow	136	24	1993	0	0	3.79	2.42	0	0	0	-3.94	0.16	0	0	14766.6	-0.01
willow	137	24	1993	0	0	4.04	2.48	0	0	0	-4.19	0.17	0	0	14770.7	-0.01
willow	138	24	1993	0	0	2.28	1.58	0	0	0	-2.46	0.17	0	0	14773	0
willow	139	24	1993	20.32	0.99	1.61	0.09	0	0	0	17.53	0.18	0	0	14774.6	0
willow	140	24	1993	0	0	3.71	1.72	0	0	0	-2.9	0.19	0	0	14778.3	-0.01
willow	141	24	1993	0	0	4.92	3.43	0	0	0	-5.11	0.2	0	0	14783.2	0
willow	142	24	1993	0	0	4.56	3.22	0	0	0	-4.76	0.2	0	0	14787.8	0
willow	143	24	1993	0	0	4.86	3.82	0	0	0	-5.06	0.21	0	0	14792.6	-0.01
willow	144	24	1993	3.05	0	2.8	0.31	0	0	0	0.03	0.22	0	0	14795.4	0

Attachment D-1
Honeywell
Wastebeds 9-15 SWSR Pre-Design Investigation
SHAW Output Data

RUN	DAY	HR	YR	PRECIP	precip INTRCP	ET	TRANSP	CANOPY chg in storage	SNOW chg in storage	RESIDUE chg in storage	SOIL chg in storage	PERC	RUNOFF	PONDED	Etcum	ERROR
willow	145	24	1993	0.25	0	3.19	2.43	0	0	0	-3.13	0.23	0	0	14798.6	-0.03
willow	146	24	1993	1.27	0	5.17	3.22	0	0	0	-4.12	0.23	0	0	14803.8	-0.01
willow	147	24	1993	0	0	4.32	3.26	0	0	0	-4.55	0.24	0	0	14808.1	-0.01
willow	148	24	1993	2.79	0	4.93	2.36	0	0	0	-2.37	0.25	0	0	14813	-0.01
willow	149	24	1993	0	0	4.75	3.67	0	0	0	-4.99	0.25	0	0	14817.8	-0.01
willow	150	24	1993	0	0	5.41	4.45	0	0	0	-5.65	0.26	0	0	14823.2	-0.01
willow	151	24	1993	16	0.6	3.46	0.29	0	0	0	11.66	0.26	0	0	14826.7	0.01
willow	152	24	1993	2.03	0	5.13	2.19	0	0	0	-2.75	0.27	0	0	14831.8	-0.01
willow	153	24	1993	0	0	5.49	4.69	0	0	0	-5.76	0.27	0	0	14837.3	-0.01
willow	154	24	1993	0	0	5.7	4.88	0	0	0	-5.98	0.28	0	0	14843	-0.01
willow	155	24	1993	0	0	5.22	4.39	0	0	0	-5.49	0.28	0	0	14848.2	-0.01
willow	156	24	1993	20.07	1.87	2.3	0.14	0	0	0	15.62	0.29	0	0	14850.5	-0.01
willow	157	24	1993	2.03	0	5.51	1.52	0	0	0	-1.89	0.29	0	0	14856	-0.01
willow	158	24	1993	0	0	3.67	3.4	0	0	0	-3.95	0.3	0	0	14859.7	-0.01
willow	159	24	1993	6.35	0	4.46	0.38	0	0	0	1.61	0.3	0	0	14864.1	-0.02
willow	160	24	1993	2.03	0	5.64	3.61	0	0	0	-3.91	0.3	0	0	14869.8	-0.01
willow	161	24	1993	8.13	0	6.92	2.4	0	0	0	0.92	0.31	0	0	14876.7	-0.02
willow	162	24	1993	0	0	3.01	2.61	0	0	0	-3.29	0.31	0	0	14879.7	-0.02
willow	163	24	1993	0	0	5.88	5.42	0	0	0	-6.17	0.31	0	0	14885.6	-0.02
willow	164	24	1993	0	0	6.17	5.58	0	0	0	-6.46	0.31	0	0	14891.7	-0.02
willow	165	24	1993	0	0	6.07	5.57	0	0	0	-6.37	0.31	0	0	14897.8	-0.01
willow	166	24	1993	5.84	0	5.63	1.2	0	0	0	-0.08	0.31	0	0	14903.4	-0.02
willow	167	24	1993	0	0	3.83	3.3	0	0	0	-4.13	0.32	0	0	14907.3	-0.02
willow	168	24	1993	0	0	5.18	4.81	0	0	0	-5.48	0.32	0	0	14912.5	-0.02
willow	169	24	1993	0	0	4.02	3.87	0	0	0	-4.32	0.32	0	0	14916.5	-0.02
willow	170	24	1993	0.76	0	2.64	1.85	0	0	0	-2.18	0.32	0	0	14919.1	-0.02
willow	171	24	1993	10.16	1.19	3.51	0.27	0	0	0	5.17	0.32	0	0	14922.6	-0.02
willow	172	24	1993	2.29	0.13	3.19	0	0	0	0	-0.16	0.32	0	0	14925.8	0
willow	173	24	1993	0	0	4.39	3.72	0	0	0	-4.57	0.32	0	0	14930.2	-0.01
willow	174	24	1993	0	0	5.67	4.78	0	0	0	-5.96	0.32	0	0	14935.9	-0.02
willow	175	24	1993	0	0	5	4.62	0	0	0	-5.31	0.32	0	0	14940.9	-0.01
willow	176	24	1993	0	0	4.76	4.27	0	0	0	-5.06	0.32	0	0	14945.6	-0.03
willow	177	24	1993	2.29	0	3.77	1.56	0	0	0	-1.8	0.32	0	0	14949.4	0
willow	178	24	1993	4.57	0	5.79	1.42	0	0	0	-1.53	0.32	0	0	14955.2	-0.01
willow	179	24	1993	7.87	0	5.64	0.76	0	0	0	1.93	0.32	0	0	14960.8	-0.01
willow	180	24	1993	0	0	3.97	3.49	0	0	0	-4.26	0.31	0	0	14964.8	-0.03
willow	181	24	1993	0	0	3.14	2.65	0	0	0	-3.43	0.31	0	0	14968	-0.02
willow	182	24	1993	0	0	3.11	2.58	0	0	0	-3.4	0.31	0	0	14971.1	-0.02
willow	183	24	1993	16.76	0.31	4.75	0.26	0	0	0	11.39	0.31	0	0	14975.8	0
willow	184	24	1993	0	0	4.4	3.84	0	0	0	-4.39	0.31	0	0	14980.2	-0.01
willow	185	24	1993	0	0	4.51	4.15	0	0	0	-4.79	0.31	0	0	14984.7	-0.03
willow	186	24	1993	0	0	3.89	3.57	0	0	0	-4.18	0.31	0	0	14988.6	-0.02
willow	187	24	1993	0	0	3.18	2.87	0	0	0	-3.48	0.31	0	0	14991.8	-0.01
willow	188	24	1993	8.13	0	6.34	1.29	0	0	0	1.52	0.31	0	0	14998.1	-0.03
willow	189	24	1993	17.53	0	6.43	1.47	0	0	0	10.81	0.3	0	0	15004.6	-0.02
willow	190	24	1993	0	0	5.26	4.81	0	0	0	-5.52	0.3	0	0	15009.8	-0.03
willow	191	24	1993	0	0	4.87	4.28	-0.01	0	0	-5.15	0.3	0	0	15014.7	-0.02
willow	192	24	1993	0	0	3.99	3.57	0	0	0	-4.27	0.3	0	0	15018.7	-0.02
willow	193	24	1993	12.19	0	7.35	1.95	0	0	0	4.55	0.3	0	0	15026	0
willow	194	24	1993	0	0	4.54	3.92	0	0	0	-4.8	0.3	0	0	15030.6	-0.03
willow	195	24	1993	0.76	0	3	2.05	0	0	0	-2.52	0.29	0	0	15033.6	-0.02
willow	196	24	1993	0	0	2.7	2.03	0	0	0	-2.97	0.29	0	0	15036.3	-0.02
willow	197	24	1993	0	0	2.62	1.82	0	0	0	-2.9	0.29	0	0	15038.9	-0.01
willow	198	24	1993	0	0	2.18	1.43	0	0	0	-2.45	0.29	0	0	15041.1	-0.02
willow	199	24	1993	0	0	1.99	1.52	0	0	0	-2.27	0.29	0	0	15043.1	-0.02
willow	200	24	1993	38.61	2.76	2.25	0.08	0.01	0	0	33.31	0.29	0	0	15045.3	0
willow	201	24	1993	0.25	0	6.36	3.12	0	0	0	-3.62	0.28	0	0	15051.7	0
willow	202	24	1993	0	0	5.85	5.29	-0.01	0	0	-6.11	0.28	0	0	15057.5	-0.02
willow	203	24	1993	0	0	6.57	5.99	0	0	0	-6.83	0.28	0	0	15064.1	-0.02
willow	204	24	1993	0	0	5.86	5.37	0	0	0	-6.14	0.28	0	0	15069.9	0
willow	205	24	1993	0	0	4.6	4.31	0	0	0	-4.86	0.28	0	0	15074.5	-0.02
willow	206	24	1993	0	0	3.64	3.3	0	0	0	-3.89	0.27	0	0	15078.2	-0.03
willow	207	24	1993	2.03	0	3.36	1.36	0	0	0	-1.6	0.27	0	0	15081.5	-0.01
willow	208	24	1993	1.52	0	3.23	1.63	0	0	0	-1.96	0.27	0	0	15084.8	-0.02
willow	209	24	1993	0	0	2.58	2.28	0	0	0	-2.83	0.27	0	0	15087.3	-0.02
willow	210	24	1993	5.08	0	5.57	0.59	0	0	0	-0.74	0.27	0	0	15092.9	-0.02
willow	211	24	1993	16.26	2.32	3.03	0.09	0	0	0	10.67	0.27	0	0	15095.9	-0.02
willow	212	24	1993	1.78	0	4.58	0.53	0	0	0	-0.74	0.26	0	0	15100.5	0
willow	213	24	1993	0	0	4.06	3.87	0	0	0	-4.28	0.26	0	0	15104.6	-0.04
willow	214	24	1993	21.08	0.4	5.1	0.31	0	0	0	15.33	0.26	0	0	15109.7	-0.01
willow	215	24	1993	0	0	5.55	4.73	0	0	0	-5.38	0.26	0	0	15115.2	-0.02
willow	216	24	1993	4.32	0.49	3.94	0.27	0	0	0	-0.35	0.26	0	0	15119.2	-0.01
willow	217	24	1993	0.25	0	4.4	3.27	-0.01	0	0	-3.89	0.25	0	0	15123.6	-0.01
willow	218	24	1993	0	0	4.48	4.18	0	0	0	-4.72	0.25	0	0	15128	-0.01
willow	219	24	1993	2.03	0	3.05	1.04	0.01	0	0	-1.26	0.25	0	0	15131.1	-0.01
willow	220	24	1993	0	0	3.28	3.13	0	0	0	-3.5	0.25	0	0	15134.4	-0.04
willow	221	24	1993	0	0	3.86	3.61	0	0	0	-4.08	0.25	0	0	15138.2	-0.02
willow	222	24	1993	0.51	0	3.13	2.4	0	0	0	-2.84	0.25	0	0	15141.4	-0.03
willow	223	24	1993	0	0	2.09	1.86	0	0	0	-2.32	0.24	0	0	15143.5	-0.01
willow	224	24	1993	0	0	2.11	1.9	0	0	0	-2.33	0.24	0	0	15145.6	-0.03
willow	225	24	1993	0	0	2.09	1.78	0	0	0	-2.3	0.24	0	0	15147.7	-0.03
willow	226	24	1993	0	0	1.82	1.49	0	0	0	-2.02	0.24	0	0	15149.5	-0.03
willow	227	24	1993	0	0	1.6	1.27	0	0	0	-1.82	0.24	0	0	15151.1	-0.02
willow	228	24	1993	2.29	0.01	2.27	0.06	0	0	0	-0.22	0.24	0	0	15153.3	-0.01
willow	229	24	1993	0	0	0.74	0.61	0	0	0	-1.03	0.23	0	0	15154.1	0.06
willow	230	24	1993	0	0	1.31	1.04	0	0	0	-1.52	0.23	0	0	15155.4	-0.02
willow	231	24	1993	0	0	1.24	0.96	0	0	0	-1.44	0.23	0	0	15156.6	-0.03
willow	232	24	1993	9.65	0.92	4.21	0.05	0	0	0	4.3	0.23	0	0	15160.8	-0.01
willow	233	24	1993	0	0	3.03	1.36	-0.01	0	0	-2.31	0.23	0	0	15163.9	-0.01
willow	234	24	1993	0	0	1.43	1.03	0	0	0	-1.64	0.23	0	0	15165.3	-0.02
willow	235	24	1993	0	0	1.28	0.99	0	0	0	-1.5	0.22	0	0	15166.6	-0.01
willow	236	24	1993	73.91	0	5.71	0.72	0.01	0	0	67.99	0.22	0	0	15172.3	-0.02
willow	237	24	1993	0	0	5.14	4.86	0	0	0	-5.32	0.22	0	0	15177.4	-0.04
willow	238	24	1993	0	0	5.17	4.98	0	0	0	-5.34	0.22	0	0	15182.6	-0.04
willow	239	24	1993	0	0	5.54	5.31	0	0	0	-5.73	0.22	0	0	15188.1	-0.02
willow	240	24	1993	0	0	4.61	4.24	0	0	0	-4.8	0.22	0	0	15192.8	-0.03
willow	241	24	1993	0	0	4.62	4.29	-0.01	0	0	-4.8	0.21	0	0	15197.4	-0.03
willow	242	24	1993	0	0	4.18	3.98	0	0	0	-4.38	0.21	0	0	15201.6	-0.01
willow	243	24	1993	5.59	0	7.04	2.06	0.01	0	0	-1.64	0.21	0	0	15208.6	-0.03
willow	244	24	1993	1.52	0	5.41	3.59	-0.01	0	0	-4.05	0.21	0	0	15214	-0.03
willow	245	24	1993	4.57	0.92	3.51	0.1	0	0	0	-0.05	0.21	0	0	15217.5	-0.02
willow	246	24	1993	12.7	0	5.46	0.42	0.01	0	0	7.96	0.21	0	0	15223	-0.02
willow	247	24	1993	0.51	0	3.77	3.03	-0.01	0	0	-3.43	0.21	0	0	15226.7	-0.03

Attachment D-1
Honeywell
Wastebeds 9-15 SWSR Pre-Design Investigation
SHAW Output Data

RUN	DAY	HR	YR	PRECIP	precip INTRCP	ET	TRANSP	CANOPY chg in storage	SNOW chg in storage	RESIDUE chg in storage	SOIL chg in storage	PERC	RUNOFF	PONDED	Etcum	ERROR
willow	248	24	1993	0.25	0	4.39	3.9	0	0	0	-4.31	0.2	0	0	15231.1	-0.02
willow	249	24	1993	14.73	2.01	3.01	0.16	0	0	0	9.53	0.2	0	0	15234.1	-0.02
willow	250	24	1993	0	0	3.1	0.94	-0.01	0	0	-1.28	0.2	0	0	15237.2	-0.02
willow	251	24	1993	0	0	3.83	3.54	0	0	0	-4	0.2	0	0	15241.1	-0.03
willow	252	24	1993	0	0	3.23	2.98	0.01	0	0	-3.41	0.2	0	0	15244.3	-0.02
willow	253	24	1993	9.14	0	5.29	0.32	0	0	0	3.67	0.2	0	0	15249.6	-0.01
willow	254	24	1993	5.08	0.11	5.28	0.27	-0.01	0	0	-0.48	0.2	0	0	15254.9	-0.01
willow	255	24	1993	0	0	3.81	3.47	0	0	0	-3.89	0.19	0	0	15258.7	0
willow	256	24	1993	0	0	5.6	5.55	0.01	0	0	-5.81	0.19	0	0	15264.3	0
willow	257	24	1993	0	0	5.6	5.37	0.01	0	0	-5.79	0.19	0	0	15269.9	-0.01
willow	258	24	1993	4.06	0	5.24	1.27	0	0	0	-1.34	0.19	0	0	15275.1	-0.02
willow	259	24	1993	0	0	1.93	1.49	-0.01	0	0	-2.09	0.19	0	0	15277	-0.01
willow	260	24	1993	0	0	1.49	1.4	0.01	0	0	-1.7	0.19	0	0	15278.5	0.01
willow	261	24	1993	0	0	1.37	1.21	-0.01	0	0	-1.53	0.19	0	0	15279.9	-0.02
willow	262	24	1993	0.25	0	3.73	2.81	-0.01	0	0	-3.63	0.19	0	0	15283.6	-0.02
willow	263	24	1993	0	0	2.43	2.18	0	0	0	-2.6	0.18	0	0	15286.1	-0.01
willow	264	24	1993	0	0	1.53	1.42	0.01	0	0	-1.72	0.18	0	0	15287.6	0
willow	265	24	1993	0	0	2.63	2.51	0	0	0	-2.8	0.18	0	0	15290.2	-0.02
willow	266	24	1993	10.41	2.33	2.29	0.15	0	0	0	5.63	0.18	0	0	15292.5	-0.02
willow	267	24	1993	0	0	4.24	1.52	-0.01	0	0	-2.07	0.18	0	0	15296.8	-0.01
willow	268	24	1993	0.51	0	3.18	2.54	0	0	0	-2.84	0.18	0	0	15299.9	-0.01
willow	269	24	1993	20.32	0.81	3.75	0.23	0.01	0	0	15.57	0.18	0	0	15303.7	0.01
willow	270	24	1993	11.94	2.62	2.07	0	0	0	0	7.9	0.18	0	0	15305.8	-0.01
willow	271	24	1993	0.25	0	4.2	0.89	-0.01	0	0	-1.49	0.17	0	0	15310	-0.01
willow	272	24	1993	1.02	0	3.2	1.79	0	0	0	-2.33	0.17	0	0	15313.2	-0.02
willow	273	24	1993	0	0	1.79	1.41	0	0	0	-1.94	0.17	0	0	15314.9	-0.02
willow	274	24	1993	0	0	3.37	2.98	0	0	0	-3.53	0.17	0	0	15318.3	-0.01
willow	275	24	1993	6.86	1.15	2.81	0.22	0.01	0	0	2.71	0.17	0	0	15321.1	0.01
willow	276	24	1993	0	0	3.11	1.51	-0.01	0	0	-2.1	0.17	0	0	15324.2	-0.01
willow	277	24	1993	12.95	0	3.8	0.18	0	0	0	8.99	0.17	0	0	15328	-0.01
willow	278	24	1993	0	0	2.45	1.91	0	0	0	-2.6	0.17	0	0	15330.5	-0.01
willow	279	24	1993	0	0	2.77	2.49	0	0	0	-2.93	0.17	0	0	15333.3	-0.01
willow	280	24	1993	0	0	3.51	3.37	0.01	0	0	-3.68	0.16	0	0	15336.8	-0.01
willow	281	24	1993	0	0	2.91	2.77	0	0	0	-3.04	0.16	0	0	15339.7	-0.03
willow	282	24	1993	3.3	0	3.49	0.57	-0.01	0	0	-0.31	0.16	0	0	15343.2	-0.02
willow	283	24	1993	0	0	1.91	1.01	-0.01	0	0	-2.05	0.16	0	0	15345.1	-0.01
willow	284	24	1993	0	0	2.74	2.15	0	0	0	-2.89	0.16	0	0	15347.8	-0.01
willow	285	24	1993	2.03	0	1.81	0.13	0.01	0	0	0.06	0.16	0	0	15349.6	0
willow	286	24	1993	0.25	0	1.44	0.58	-0.01	0	0	-1.33	0.16	0	0	15351.1	-0.01
willow	287	24	1993	0	0	1.69	1.23	0	0	0	-1.83	0.16	0	0	15352.8	-0.02
willow	288	24	1993	0	0	1.92	1.66	0.01	0	0	-2.08	0.16	0	0	15354.7	0
willow	289	24	1993	0	0	2.19	1.96	0.01	0	0	-2.34	0.16	0	0	15356.9	-0.01
willow	290	24	1993	23.11	0.05	2	0.1	0	0	0	20.89	0.15	0	0	15358.9	0.01
willow	291	24	1993	0	0	1.68	0.92	-0.01	0	0	-1.76	0.15	0	0	15360.6	-0.01
willow	292	24	1993	0	0	1.43	0.9	0	0	0	-1.58	0.15	0	0	15362	-0.01
willow	293	24	1993	3.81	0.19	1.56	0.05	0	0	0	1.88	0.15	0	0	15363.6	0.02
willow	294	24	1993	3.3	0	2.47	0.52	0	0	0	0.88	0.15	0	0	15366	-0.01
willow	295	24	1993	0.25	0	2.42	0.97	-0.01	0	0	-2.28	0.15	0	0	15368.4	-0.02
willow	296	24	1993	0.25	0	1.8	0.71	0	0	0	-1.7	0.15	0	0	15370.2	0
willow	297	24	1993	0	0	2.49	1.5	0	0	0	-2.64	0.15	0	0	15372.7	-0.01
willow	298	24	1993	0	0	1.71	0.78	0	0	0	-1.86	0.15	0	0	15374.4	0
willow	299	24	1993	0	0	2.29	0.73	0	0	0	-2.42	0.15	0	0	15376.7	-0.02
willow	300	24	1993	1.27	0	1	0.12	0	0	0	0.13	0.15	0	0	15377.7	-0.01
willow	301	24	1993	0.51	0	1.09	0.16	0	0	0	-0.71	0.14	0	0	15378.8	-0.01
willow	302	24	1993	0	0	1.79	0.35	0	0	0	-1.92	0.14	0	0	15380.6	-0.01
willow	303	24	1993	5.84	0	1.04	0.03	0	0	0	4.66	0.14	0	0	15381.6	0
willow	304	24	1993	10.16	0	0.61	0	0	0	0	9.41	0.14	0	0	15382.2	0
willow	305	24	1993	10.92	0	0.75	0	0	0	0	10.03	0.14	0	0	15383	0
willow	306	24	1993	0	0	1.35	0	0	0	0	-1.49	0.14	0	0	15384.4	0
willow	307	24	1993	3.3	0	0.89	0	0	0	0	2.27	0.14	0	0	15385.2	0
willow	308	24	1993	0	0	1.46	0	0	0	0	-1.6	0.14	0	0	15386.7	0
willow	309	24	1993	4.57	0	0.96	0	0	0	0	3.48	0.14	0	0	15387.7	0
willow	310	24	1993	0.25	0	2.11	0	0	0	0	-2	0.14	0	0	15389.8	0
willow	311	24	1993	0.25	0	1.55	0	0	0	0	-1.43	0.14	0	0	15391.3	0
willow	312	24	1993	0	0	2.11	0	0	0	0	-2.25	0.14	0	0	15393.4	0
willow	313	24	1993	0	0	1.43	0	0	0	0	-1.57	0.13	0	0	15394.9	0
willow	314	24	1993	0	0	1.12	0	0	0	0	-1.25	0.13	0	0	15396	0
willow	315	24	1993	0	0	1.78	0	0	0	0	-1.91	0.13	0	0	15397.8	0
willow	316	24	1993	3.56	0	0.96	0	0	0	0	2.46	0.13	0	0	15398.7	0
willow	317	24	1993	0	0	1.53	0	0	0	0	-1.66	0.13	0	0	15400.2	0
willow	318	24	1993	8.13	0	0.53	0	0	0	0	7.47	0.13	0	0	15400.8	0
willow	319	24	1993	1.02	0	1.58	0	0	0	0	-0.69	0.13	0	0	15402.3	0
willow	320	24	1993	0	0	0.98	0	0	0	0	-1.1	0.13	0	0	15403.3	0
willow	321	24	1993	16.76	0	0.56	0	0	0	0	16.08	0.13	0	0	15403.9	0
willow	322	24	1993	0	0	0.94	0	0	0	0	-1.07	0.13	0	0	15404.8	0
willow	323	24	1993	1.02	0	1.2	0	0	0	0	-0.31	0.13	0	0	15406	0
willow	324	24	1993	4.57	0	3.51	0	0	0	0	0.93	0.13	0	0	15409.5	0
willow	325	24	1993	0	0	1.8	0	0	0	0	-1.93	0.13	0	0	15411.3	0
willow	326	24	1993	0	0	1.41	0	0	0	0	-1.54	0.12	0	0	15412.8	0
willow	327	24	1993	0	0	0.54	0	0	0	0	-0.67	0.12	0	0	15413.3	0
willow	328	24	1993	1.78	0	0.44	0	0	1.92	0	-0.71	0.12	0	0	15413.7	0
willow	329	24	1993	0	0	0.13	0	0	0.39	0	-0.65	0.12	0	0	15413.9	0
willow	330	24	1993	0	0	0.1	0	0	0.07	0	-0.3	0.12	0	0	15414	0
willow	331	24	1993	12.19	0	0.47	0	0	-2.38	0	13.98	0.12	0	0	15414.5	0
willow	332	24	1993	12.45	0	1.1	0	0	0	0	11.23	0.12	0	0	15415.5	0
willow	333	24	1993	0	0	1.42	0	0	0	0	-1.54	0.12	0	0	15417	0
willow	334	24	1993	0.51	0	0.68	0	0	0.83	0	-1.12	0.12	0	0	15417.6	0
willow	335	24	1993	0	0	0.08	0	0	0.41	0	-0.61	0.12	0	0	15417.7	0
willow	336	24	1993	4.06	0	0.01	0	0	-0.33	0	4.26	0.12	0	0	15417.7	0
willow	337	24	1993	1.27	0	-0.19	0	0	-0.92	0	2.26	0.12	0	0	15417.5	0
willow	338	24	1993	19.3	0	0.46	0	0	0	0	18.73	0.12	0	0	15418	0
willow	339	24	1993	2.03	0	0.45	0	0	0	0	1.47	0.12	0	0	15418.5	0
willow	340	24	1993	0.51	0	0.87	0	0	0	0	-0.48	0.12	0	0	15419.3	0
willow	341	24	1993	1.52	0	0.57	0	0	0	0	0.84	0.12	0	0	15419.9	0
willow	342	24	1993	0	0	0.51	0	0	0	0	-0.62	0.11	0	0	15420.4	0
willow	343	24	1993	0	0	0.81	0	0	0	0	-0.92	0.11	0	0	15421.2	0
willow	344	24	1993	5.84	0	0.48	0	0	0	0	5.25	0.11	0	0	15421.7	0
willow	345	24	1993	2.03	0	1.61	0	0	0.74	0	-0.43	0.11	0	0	15423.3	0
willow	346	24	1993	0.51	0	0.11	0	0	0.91	0	-0.62	0.11	0	0	15423.4	0
willow	347	24	1993	0	0	0.01	0	0	0.19	0	-0.31	0.11	0	0	15423.4	0
willow	348	24	1993	0	0	-0.03	0	0	0.32	0	-0.41	0.11	0	0	15423.4	0
willow	349	24	1993	0	0	-0.02	0	0	0	0	-0.1	0.11	0	0	15423.4	0
willow	350	24	1993	0	0	0.06	0	0	0.28	0	-0.45	0.11	0	0	15423.4	0

Attachment D-1
Honeywell
Wastebeds 9-15 SWSR Pre-Design Investigation
SHAW Output Data

RUN	DAY	HR	YR	PRECIP	precip INTRCP	ET	TRANSP	CANOPY chg in storage	SNOW chg in storage	RESIDUE chg in storage	SOIL chg in storage	PERC	RUNOFF	PONDED	Etcum	ERROR
willow	351	24	1993	0	0	0	0	0	0.3	0	-0.41	0.11	0	0	15423.4	0
willow	352	24	1993	0.76	0	0.02	0	0	0.79	0	-0.16	0.11	0	0	15423.5	0
willow	353	24	1993	0	0	-0.05	0	0	-0.77	0	0.72	0.11	0	0	15423.4	0
willow	354	24	1993	0	0	0.18	0	0	-2.77	0	2.47	0.11	0	0	15423.6	0
willow	355	24	1993	25.91	0	0	0	0	0	0	25.8	0.11	0	0	15423.6	0
willow	356	24	1993	2.03	0	1.65	0	0	1.87	0	-1.6	0.11	0	0	15425.2	0
willow	357	24	1993	0.25	0	0.08	0	0	0.65	0	-0.58	0.11	0	0	15425.3	0
willow	358	24	1993	1.02	0	0.12	0	0	1.13	0	-0.35	0.11	0	0	15425.4	0
willow	359	24	1993	1.27	0	-0.06	0	0	1.53	0	-0.31	0.11	0	0	15425.4	0
willow	360	24	1993	5.08	0	0.43	0	0	4.84	0	-0.29	0.11	0	0	15425.8	0
willow	361	24	1993	0.76	0	-0.06	0	0	0.94	0	-0.22	0.1	0	0	15425.7	0
willow	362	24	1993	1.02	0	-0.04	0	0	1.17	0	-0.22	0.1	0	0	15425.7	0
willow	363	24	1993	0	0	0.08	0	0	0.04	0	-0.22	0.1	0	0	15425.8	0
willow	364	24	1993	0	0	0.12	0	0	-0.01	0	-0.21	0.1	0	0	15425.9	0
willow	365	24	1993	0	0	0.23	0	0	-0.11	0	-0.22	0.1	0	0	15426.1	0
willow	1	24	1994	0	0	0.04	0	0	0.03	0	-0.17	0.1	0	0	15426.2	0
willow	2	24	1994	0	0	0.21	0	0	-0.07	0	-0.24	0.1	0	0	15426.4	0
willow	3	24	1994	0.25	0	0.09	0	0	0.4	0	-0.34	0.1	0	0	15426.5	0
willow	4	24	1994	28.19	0	0.03	0	0	28.29	0	-0.22	0.1	0	0	15426.5	0
willow	5	24	1994	5.08	0	0.01	0	0	5.11	0	-0.13	0.1	0	0	15426.5	0
willow	6	24	1994	3.56	0	-0.04	0	0	3.64	0	-0.14	0.1	0	0	15426.5	0
willow	7	24	1994	6.86	0	-0.04	0	0	6.94	0	-0.14	0.1	0	0	15426.4	0
willow	8	24	1994	3.81	0	0.06	0	0	3.78	0	-0.13	0.1	0	0	15426.5	0
willow	9	24	1994	3.3	0	-0.05	0	0	3.39	0	-0.13	0.1	0	0	15426.4	0
willow	10	24	1994	0	0	-0.06	0	0	0.1	0	-0.14	0.1	0	0	15426.4	0
willow	11	24	1994	0.76	0	0.15	0	0	0.65	0	-0.14	0.1	0	0	15426.5	0
willow	12	24	1994	0	0	0	0	0	0.03	0	-0.13	0.1	0	0	15426.5	0
willow	13	24	1994	0.51	0	-0.01	0	0	0.55	0	-0.13	0.1	0	0	15426.5	0
willow	14	24	1994	2.79	0	-0.03	0	0	2.87	0	-0.15	0.1	0	0	15426.5	0
willow	15	24	1994	2.29	0	0.01	0	0	2.33	0	-0.15	0.1	0	0	15426.5	0
willow	16	24	1994	0.25	0	-0.01	0	0	0.33	0	-0.16	0.1	0	0	15426.5	0
willow	17	24	1994	6.35	0	0.16	0	0	6.24	0	-0.15	0.1	0	0	15426.7	0
willow	18	24	1994	0	0	0.46	0	0	-0.42	0	-0.13	0.1	0	0	15427.1	0
willow	19	24	1994	0	0	-0.02	0	0	0.06	0	-0.15	0.1	0	0	15427.1	0
willow	20	24	1994	0	0	-0.01	0	0	0.07	0	-0.16	0.1	0	0	15427.1	0
willow	21	24	1994	0	0	0.04	0	0	0.02	0	-0.16	0.1	0	0	15427.1	0
willow	22	24	1994	1.78	0	0.01	0	0	1.83	0	-0.16	0.1	0	0	15427.1	0
willow	23	24	1994	0.76	0	0.08	0	0	0.73	0	-0.15	0.1	0	0	15427.2	0
willow	24	24	1994	4.06	0	0.05	0	0	4.05	0	-0.13	0.1	0	0	15427.3	0
willow	25	24	1994	0	0	0.1	0	0	-0.07	0	-0.12	0.1	0	0	15427.4	0
willow	26	24	1994	3.81	0	-0.07	0	0	3.93	0	-0.16	0.1	0	0	15427.3	0
willow	27	24	1994	5.08	0	0.23	0	0	4.91	0	-0.15	0.1	0	0	15427.5	0
willow	28	24	1994	7.87	0	-0.24	0	0	-1.12	0	-0.07	0.1	9.2	0	15427.3	0
willow	29	24	1994	1.27	0	0.49	0	0	0.77	0	-0.09	0.1	0	0	15427.8	0
willow	30	24	1994	0	0	-0.02	0	0	0.05	0	-0.14	0.1	0	0	15427.7	0
willow	31	24	1994	0	0	-0.02	0	0	0.1	0	-0.18	0.1	0	0	15427.7	0
willow	32	24	1994	0	0	0.08	0	0	0	0	-0.18	0.1	0	0	15427.8	0
willow	33	24	1994	0	0	0.04	0	0	0.02	0	-0.16	0.1	0	0	15427.8	0
willow	34	24	1994	1.27	0	0.2	0	0	1.13	0	-0.16	0.1	0	0	15428	0
willow	35	24	1994	0.25	0	0.2	0	0	0.09	0	-0.14	0.1	0	0	15428.2	0
willow	36	24	1994	0	0	0.09	0	0	-0.04	0	-0.14	0.1	0	0	15428.3	0
willow	37	24	1994	0.25	0	-0.01	0	0	0.31	0	-0.15	0.1	0	0	15428.3	0
willow	38	24	1994	2.29	0	0.23	0	0	2.1	0	-0.15	0.1	0	0	15428.6	0
willow	39	24	1994	4.32	0	0.09	0	0	4.27	0	-0.14	0.1	0	0	15428.6	0
willow	40	24	1994	6.35	0	0	0	0	6.39	0	-0.14	0.1	0	0	15428.6	0
willow	41	24	1994	0	0	-0.02	0	0	0.05	0	-0.13	0.1	0	0	15428.6	0
willow	42	24	1994	0	0	0.04	0	0	-0.02	0	-0.13	0.1	0	0	15428.7	0
willow	43	24	1994	0	0	-0.02	0	0	0.05	0	-0.12	0.1	0	0	15428.6	0
willow	44	24	1994	2.79	0	0.32	0	0	2.49	0	-0.12	0.1	0	0	15429	0
willow	45	24	1994	2.54	0	0.16	0	0	2.4	0	-0.12	0.1	0	0	15429.1	0
willow	46	24	1994	0.51	0	0.21	0	0	0.33	0	-0.13	0.1	0	0	15429.3	0
willow	47	24	1994	1.02	0	0.06	0	0	0.97	0	-0.12	0.1	0	0	15429.4	0
willow	48	24	1994	0	0	0	0	0	0.03	0	-0.12	0.1	0	0	15429.4	0
willow	49	24	1994	0	0	-0.06	0	0	0.08	0	-0.12	0.1	0	0	15429.3	0
willow	50	24	1994	0	0	-0.05	0	0	-1.74	0	-0.1	0.1	1.79	0	15429.3	0
willow	51	24	1994	0.51	0	-0.22	0	0	-9.65	0	-0.07	0.1	10.35	0	15429	0
willow	52	24	1994	0.25	0	-0.15	0	0	-8.03	0	-0.02	0.1	8.35	0	15428.9	0
willow	53	24	1994	0.25	0	0.53	0	0	-1.11	0	-0.06	0.1	0.8	0	15429.4	0
willow	54	24	1994	5.59	0	0.49	0	0	5.12	0	-0.12	0.1	0	0	15429.9	0
willow	55	24	1994	16	0	0.14	0	0	15.88	0	-0.12	0.1	0	0	15430.1	0
willow	56	24	1994	0.76	0	0.3	0	0	0.48	0	-0.11	0.1	0	0	15430.4	0
willow	57	24	1994	3.56	0	-0.04	0	0	3.61	0	-0.12	0.1	0	0	15430.3	0
willow	58	24	1994	0.25	0	0.14	0	0	0.14	0	-0.12	0.1	0	0	15430.4	0
willow	59	24	1994	0	0	0.05	0	0	-0.04	0	-0.12	0.1	0	0	15430.5	0
willow	60	24	1994	0	0	0.01	0	0	0.01	0	-0.12	0.1	0	0	15430.5	0
willow	61	24	1994	1.27	0	0.04	0	0	1.25	0	-0.12	0.1	0	0	15430.6	0
willow	62	24	1994	24.38	0	-0.06	0	0	24.46	0	-0.12	0.1	0	0	15430.5	0
willow	63	24	1994	0	0	0.08	0	0	-0.07	0	-0.11	0.1	0	0	15430.6	0
willow	64	24	1994	1.02	0	0.17	0	0	0.86	0	-0.11	0.1	0	0	15430.7	0
willow	65	24	1994	2.54	0	0.03	0	0	2.52	0	-0.11	0.1	0	0	15430.8	0
willow	66	24	1994	4.57	0	-0.08	0	0	1.5	0	-0.08	0.1	3.14	0	15430.7	0
willow	67	24	1994	0.25	0	0.23	0	0	-2.4	0	-0.08	0.1	2.4	0	15430.9	0
willow	68	24	1994	12.95	0	0.08	0	0	12.87	0	-0.09	0.1	0	0	15431	0
willow	69	24	1994	15.49	0	0.04	0	0	15.45	0	-0.1	0.1	0	0	15431	0
willow	70	24	1994	0	0	0.05	0	0	-0.05	0	-0.1	0.1	0	0	15431.1	0
willow	71	24	1994	0	0	0.05	0	0	-0.05	0	-0.1	0.1	0	0	15431.1	0
willow	72	24	1994	4.57	0	0.04	0	0	1.86	0	0.17	0.1	2.4	0	15431.2	0
willow	73	24	1994	0.51	0	0.05	0	0	-2.58	0	1.01	0.1	1.93	0	15431.2	0
willow	74	24	1994	7.62	0	-0.18	0	0	-6.03	0	1.83	0.1	11.9	0	15431.1	0
willow	75	24	1994	2.29	0	0.53	0	0	-0.14	0	1.1	0.1	0.69	0	15431.6	0
willow	76	24	1994	2.54	0	0.28	0	0	2.26	0	-0.1	0.1	0	0	15431.9	0
willow	77	24	1994	5.59	0	0.13	0	0	5.45	0	-0.1	0.1	0	0	15432	0
willow	78	24	1994	0.51	0	0.59	0	0	-0.09	0	-0.1	0.1	0	0	15432.6	0
willow	79	24	1994	0	0	0.23	0	0	-0.23	0	-0.1	0.1	0	0	15432.8	0
willow	80	24	1994	20.32	0	0.07	0	0	20.26	0	-0.1	0.1	0	0	15432.9	0
willow	81	24	1994	2.03	0	0	0	0	-5.25	0	2.09	0.1	5.09	0	15432.9	0
willow	82	24	1994	0	0	-0.14	0	0	-8.62	0	4.3	0.1	4.36	0	15432.8	0
willow	83	24	1994	0.25	0	-0.34	0	0	-17.17	0	5.55	0.1	12.11	0	15432.4	0
willow	84	24	1994	0	0	0.6	0	0	-9.18	0	6.8	0.1	1.69	0	15433	0
willow	85	24	1994	0	0	0.11	0	0	-9.04	0	6.28	0.1	2.55	0	15433.1	0
willow	86	24	1994	12.95	0	0.01	0	0	-6.4	0	9.42	0.1	9.83	0	15433.1	0
willow	87	24	1994	2.29	0	-0.01	0	0	-7.31	0	9.15	0.1	0.36	0	15433.1	0
willow	88	24	1994	0.51	0	-0.04	0	0	-15.47	0	9.67	0.1	6.26	0	15433.1	0

Attachment D-1
Honeywell
Wastebeds 9-15 SWSR Pre-Design Investigation
SHAW Output Data

RUN	DAY	HR	YR	PRECIP	precip INTRCP	ET	TRANSP	CANOPY chg in storage	SNOW chg in storage	RESIDUE chg in storage	SOIL chg in storage	PERC	RUNOFF	PONDED	Etcum	ERROR
willow	89	24	1994	6.1	0	0.12	0	0	-10.34	0	12.32	0.1	3.9	0	15433.2	0
willow	90	24	1994	0	0	0.27	0	0	-26.24	0	11.42	0.1	14.45	0	15433.5	0
willow	91	24	1994	0	0	0.13	0	0	-28.04	0	12.4	0.1	15.4	0	15433.6	0
willow	92	24	1994	0	0	0.1	0.11	0	-25.3	0	14.27	0.1	10.84	0	15433.7	0
willow	93	24	1994	8.64	0	0.2	0.1	0	-10.68	0	17.24	0.1	1.77	0	15433.9	0
willow	94	24	1994	0	0	0.23	0.16	0	-7.38	0	7.05	0.1	0	0	15434.1	0
willow	95	24	1994	0.51	0	0.81	0.34	0	-7.54	0	7.14	0.1	0	0	15434.9	0
willow	96	24	1994	15.24	0	2.53	0.08	0	0	0	12.6	0.1	0	0	15437.5	0.01
willow	97	24	1994	7.11	0	2.7	0	0	0	0	4.32	0.1	0	0	15440.2	0
willow	98	24	1994	0	0	3.11	0.36	0	0	0	-3.2	0.1	0	0	15443.3	-0.01
willow	99	24	1994	0	0	3.33	0.72	0	0	0	-3.45	0.1	0	0	15446.6	0.02
willow	100	24	1994	1.27	0	2.81	0.52	0	0	0	-1.63	0.1	0	0	15449.4	-0.01
willow	101	24	1994	0	0	3.56	0.61	0	0	0	-3.65	0.1	0	0	15453	0
willow	102	24	1994	8.64	0	2.62	0.35	0	0	0	5.92	0.1	0	0	15455.6	-0.01
willow	103	24	1994	18.03	0	2.23	0.5	0	0	0	15.71	0.1	0	0	15457.8	-0.01
willow	104	24	1994	0.25	0	2.08	0.81	0	0	0	-1.9	0.1	0	0	15459.9	-0.02
willow	105	24	1994	0	0	5.04	2.58	0	0	0	-5.13	0.1	0	0	15464.9	-0.01
willow	106	24	1994	15.24	0	4.43	1.39	0	0	0	10.74	0.1	0	0	15469.4	-0.03
willow	107	24	1994	0.25	0	2.67	0.78	-0.01	0	0	-2.5	0.1	0	0	15472	-0.01
willow	108	24	1994	0.51	0	4.67	1.6	0	0	0	-4.26	0.11	0	0	15476.7	-0.01
willow	109	24	1994	0.51	0	3.29	1.73	0.01	0	0	-2.91	0.11	0	0	15480	0.01
willow	110	24	1994	0	0	4.02	1.38	-0.01	0	0	-4.12	0.12	0	0	15484	-0.01
willow	111	24	1994	0	0	2.68	1.02	0	0	0	-2.8	0.12	0	0	15486.7	0
willow	112	24	1994	0	0	3.52	1.32	0	0	0	-3.65	0.13	0	0	15490.2	0
willow	113	24	1994	0	0	4.43	2.26	0	0	0	-4.57	0.14	0	0	15494.7	0
willow	114	24	1994	1.02	0	5.8	3.64	0	0	0	-4.93	0.15	0	0	15500.5	-0.01
willow	115	24	1994	2.54	0	2.3	0.45	0.02	0	0	0.05	0.16	0	0	15502.8	0
willow	116	24	1994	3.56	0	4.35	1.63	0	0	0	-0.95	0.18	0	0	15507.1	-0.01
willow	117	24	1994	0	0	4.69	3.16	-0.01	0	0	-4.86	0.19	0	0	15511.8	-0.02
willow	118	24	1994	0	0	3.95	1.61	-0.02	0	0	-4.13	0.21	0	0	15515.7	0
willow	119	24	1994	3.05	0	4.35	1.83	0.01	0	0	-1.55	0.23	0	0	15520.1	0.01
willow	120	24	1994	5.59	0	4.34	0.93	-0.01	0	0	1.02	0.25	0	0	15524.4	-0.01
willow	121	24	1994	10.16	0	3.35	0.95	0	0	0	6.54	0.27	0	0	15527.8	-0.01
willow	122	24	1994	0	0	3.35	1.79	-0.01	0	0	-3.64	0.29	0	0	15531.1	0
willow	123	24	1994	0	0	3.96	2.48	0	0	0	-4.27	0.32	0	0	15535.1	0
willow	124	24	1994	0	0	3.69	2.54	0	0	0	-4.03	0.34	0	0	15538.8	0.01
willow	125	24	1994	0	0	4.99	3.22	0	0	0	-5.34	0.36	0	0	15543.8	-0.01
willow	126	24	1994	9.65	0.49	2.18	0.07	0	0	0	6.6	0.39	0	0	15545.9	0
willow	127	24	1994	5.84	0	3.95	0.56	0	0	0	1.97	0.41	0	0	15549.9	0
willow	128	24	1994	7.87	0.59	2	0.06	0	0	0	4.86	0.43	0	0	15551.9	-0.01
willow	129	24	1994	2.29	0	5.35	1.85	0	0	0	-2.92	0.45	0	0	15557.2	0
willow	130	24	1994	0	0	4.92	2.99	-0.01	0	0	-5.39	0.48	0	0	15562.2	0
willow	131	24	1994	0	0	4.91	3.33	0	0	0	-5.4	0.5	0	0	15567.1	0
willow	132	24	1994	0.25	0	3.11	2.32	0	0	0	-3.37	0.51	0	0	15570.2	0
willow	133	24	1994	0	0	4.75	2.78	-0.01	0	0	-5.27	0.53	0	0	15574.9	-0.01
willow	134	24	1994	0	0	5.47	3.79	0	0	0	-6.02	0.55	0	0	15580.4	-0.01
willow	135	24	1994	3.3	0	2.73	0.09	0.01	0	0	0.01	0.56	0	0	15583.1	-0.01
willow	136	24	1994	4.57	0.03	2.85	0.1	0	0	0	1.12	0.57	0	0	15586	0
willow	137	24	1994	1.52	0	3.17	1.23	0	0	0	-2.19	0.59	0	0	15589.1	-0.01
willow	138	24	1994	0.25	0	1.99	1.23	0	0	0	-2.32	0.6	0	0	15591.1	-0.01
willow	139	24	1994	0	0	2.4	2.04	0	0	0	-3.01	0.61	0	0	15593.5	0
willow	140	24	1994	0	0	5.42	4.1	0	0	0	-6.03	0.61	0	0	15599	-0.01
willow	141	24	1994	0	0	3.8	3.19	0	0	0	-4.42	0.62	0	0	15602.8	0
willow	142	24	1994	0	0	5.57	4.59	0.01	0	0	-6.21	0.63	0	0	15608.3	0
willow	143	24	1994	0	0	5.78	4.49	0	0	0	-6.41	0.63	0	0	15614.1	0
willow	144	24	1994	0.25	0	6.16	4.5	-0.01	0	0	-6.53	0.64	0	0	15620.3	-0.01
willow	145	24	1994	1.52	0	4.44	2.48	0.01	0	0	-3.55	0.64	0	0	15624.7	-0.01
willow	146	24	1994	4.57	0	4.27	0.87	-0.01	0	0	-0.33	0.64	0	0	15629	-0.01
willow	147	24	1994	0	0	5.72	3.79	-0.02	0	0	-6.35	0.65	0	0	15634.7	-0.01
willow	148	24	1994	0.76	0	4.92	3.14	0.01	0	0	-4.82	0.65	0	0	15639.6	0
willow	149	24	1994	1.52	0	6.3	4.07	0.01	0	0	-5.44	0.65	0	0	15645.9	0
willow	150	24	1994	0	0	7.02	5.92	0	0	0	-7.66	0.65	0	0	15652.9	-0.01
willow	151	24	1994	22.61	0	7.75	4.13	0.01	0	0	14.21	0.65	0	0	15660.7	-0.01
willow	152	24	1994	0.25	0	5.03	3.78	-0.02	0	0	-5.4	0.65	0	0	15665.7	-0.01
willow	153	24	1994	0.25	0	4.66	3.34	-0.01	0	0	-5.04	0.65	0	0	15670.4	0
willow	154	24	1994	0	0	5.97	4.67	0	0	0	-6.61	0.64	0	0	15676.3	0
willow	155	24	1994	0	0	5.84	4.78	0.01	0	0	-6.49	0.64	0	0	15682.2	0
willow	156	24	1994	0	0	4.94	4.14	0.01	0	0	-5.57	0.64	0	0	15687.1	-0.02
willow	157	24	1994	0	0	4.47	3.85	0.01	0	0	-5.1	0.64	0	0	15691.6	-0.01
willow	158	24	1994	0	0	3.09	2.63	-0.01	0	0	-3.7	0.63	0	0	15694.7	-0.01
willow	159	24	1994	0	0	4.68	3.32	-0.02	0	0	-5.28	0.63	0	0	15699.4	-0.01
willow	160	24	1994	0	0	5.2	3.87	0	0	0	-5.82	0.62	0	0	15704.6	-0.01
willow	161	24	1994	0	0	4.87	3.64	0	0	0	-5.49	0.62	0	0	15709.4	-0.01
willow	162	24	1994	0	0	3.08	2.47	0	0	0	-3.69	0.62	0	0	15712.5	-0.01
willow	163	24	1994	0	0	3.68	2.84	0.01	0	0	-4.29	0.61	0	0	15716.2	-0.01
willow	164	24	1994	5.08	0	6.15	1.99	0	0	0	-1.66	0.61	0	0	15722.3	-0.02
willow	165	24	1994	1.27	0	3.66	1.97	0.01	0	0	-2.99	0.6	0	0	15726	-0.01
willow	166	24	1994	0	0	3.42	2.61	0	0	0	-4	0.6	0	0	15729.4	-0.02
willow	167	24	1994	0	0	2.58	2.25	0.01	0	0	-3.18	0.59	0	0	15732	-0.01
willow	168	24	1994	0	0	2.36	2.18	0	0	0	-2.93	0.58	0	0	15734.4	-0.01
willow	169	24	1994	0	0	1.67	1.8	0	0	0	-2.24	0.58	0	0	15736	-0.01
willow	170	24	1994	0	0	1.06	1.26	-0.01	0	0	-1.61	0.57	0	0	15737.1	-0.01
willow	171	24	1994	0	0	1.5	1.29	-0.01	0	0	-2.05	0.57	0	0	15738.6	-0.01
willow	172	24	1994	0.51	0	1.34	1.15	0.01	0	0	-1.4	0.56	0	0	15739.9	0
willow	173	24	1994	0	0	1.33	1.09	-0.02	0	0	-1.87	0.56	0	0	15741.3	-0.01
willow	174	24	1994	0	0	1.1	1.12	0.01	0	0	-1.66	0.55	0	0	15742.4	0
willow	175	24	1994	17.02	0.82	2.69	0.07	0.01	0	0	12.96	0.54	0	0	15745	0
willow	176	24	1994	4.57	0	6.25	1.56	0	0	0	-1.39	0.54	0	0	15751.3	-0.01
willow	177	24	1994	0	0	4.41	3.63	-0.01	0	0	-4.93	0.53	0	0	15755.7	-0.01
willow	178	24	1994	16.76	0.64	3.63	0.16	0.01	0	0	11.98	0.53	0	0	15759.3	-0.02
willow	179	24	1994	1.78	0	4.7	2.18	-0.01	0	0	-2.79	0.52	0	0	15764	-0.01
willow	180	24	1994	12.95	0	6.95	2.64	0	0	0	5.5	0.52	0	0	15771	-0.01
willow	181	24	1994	0	0	4.51	4	0	0	0	-5	0.51	0	0	15775.5	-0.01
willow	182	24	1994	0	0	4.72	4.11	0	0	0	-5.22	0.5	0	0	15780.2	-0.01
willow	183	24	1994	7.62	0	7.62	3.19	0	0	0	-0.49	0.5	0	0	15787.8	-0.02
willow	184	24	1994	0	0	5.03	4.13	-0.01	0	0	-5.49	0.49	0	0	15792.9	-0.02
willow	185	24	1994	0	0	4.45	3.61	0.01	0	0	-4.93	0.49	0	0	15797.3	-0.01
willow	186	24	1994	9.14	0	6.54	2.19	0.02	0	0	2.11	0.48	0	0	15803.9	-0.01
willow	187	24	1994	0	0	4.37	3.75	0.01	0	0	-4.83	0.48	0	0	15808.2	-0.02
willow	188	24	1994	3.3	0	4.94	1.51	0	0	0	-2.08	0.47	0	0	15813.2	-0.02
willow	189	24	1994	0	0	3.4	2.75	0.01	0	0	-3.84	0.47	0	0	15816.6	-0.03
willow	190	24	1994	24.64	0	7.14	2.55	-0.01	0	0	17.06	0.46	0	0	15823.7	-0.02
willow	191	24	1994	2.79	0	7.09	3.67	-0.02	0	0	-4.69	0.46	0	0	15830.8	-0.03

Attachment D-1
Honeywell
Wastebeds 9-15 SWSR Pre-Design Investigation
SHAW Output Data

RUN	DAY	HR	YR	PRECIP	precip INTRCP	ET	TRANSP	CANOPY chg in storage	SNOW chg in storage	RESIDUE chg in storage	SOIL chg in storage	PERC	RUNOFF	PONDED	Etcum	ERROR
willow	192	24	1994	0	0	5.31	4.44	-0.01	0	0	-5.74	0.45	0	0	15836.1	-0.01
willow	193	24	1994	9.14	0	6.64	2.36	0.01	0	0	2.05	0.45	0	0	15842.7	-0.01
willow	194	24	1994	0	0	5.21	4.56	0	0	0	-5.64	0.44	0	0	15848	-0.01
willow	195	24	1994	1.27	0	4.61	2.68	0	0	0	-3.76	0.44	0	0	15852.6	-0.01
willow	196	24	1994	0.51	0	3.39	2.47	0.01	0	0	-3.32	0.43	0	0	15856	0
willow	197	24	1994	0	0	1.94	1.58	-0.01	0	0	-2.35	0.43	0	0	15857.9	-0.01
willow	198	24	1994	0	0	3.23	2.45	0	0	0	-3.64	0.42	0	0	15861.1	-0.01
willow	199	24	1994	0.76	0	2.98	1.77	0.01	0	0	-2.63	0.42	0	0	15864.1	-0.01
willow	200	24	1994	0	0	2.65	1.99	0	0	0	-3.03	0.41	0	0	15866.8	-0.02
willow	201	24	1994	0	0	2.55	1.77	0.01	0	0	-2.95	0.41	0	0	15869.3	-0.01
willow	202	24	1994	0	0	2	1.47	0.01	0	0	-2.39	0.4	0	0	15871.3	-0.02
willow	203	24	1994	0	0	1.9	1.18	0	0	0	-2.28	0.4	0	0	15873.2	-0.02
willow	204	24	1994	0	0	1.67	1	-0.01	0	0	-2.05	0.39	0	0	15874.9	-0.01
willow	205	24	1994	0	0	1.96	1.08	-0.01	0	0	-2.32	0.39	0	0	15876.8	-0.01
willow	206	24	1994	2.54	0	3.01	0.65	0	0	0	-0.86	0.39	0	0	15879.9	-0.01
willow	207	24	1994	1.27	0	2.2	0.73	-0.01	0	0	-1.29	0.38	0	0	15882.1	-0.01
willow	208	24	1994	0	0	1.13	0.84	-0.01	0	0	-1.48	0.38	0	0	15883.2	-0.02
willow	209	24	1994	3.56	0	2.83	0.09	0.01	0	0	0.32	0.37	0	0	15886	0.03
willow	210	24	1994	0	0	1.27	0.91	0	0	0	-1.63	0.37	0	0	15887.3	-0.01
willow	211	24	1994	0.51	0	1.24	0.76	0.01	0	0	-1.1	0.37	0	0	15888.5	-0.01
willow	212	24	1994	0	0	1.41	0.97	-0.01	0	0	-1.74	0.36	0	0	15889.9	-0.02
willow	213	24	1994	0	0	0.86	0.88	0.01	0	0	-1.22	0.36	0	0	15890.8	0
willow	214	24	1994	3.05	0	3.27	0.56	0	0	0	-0.57	0.35	0	0	15894	-0.01
willow	215	24	1994	0	0	0.65	0.7	0	0	0	-1	0.35	0	0	15894.7	0
willow	216	24	1994	1.02	0	1.61	0.71	0	0	0	-0.94	0.35	0	0	15896.3	0
willow	217	24	1994	8.13	0	4.48	0.18	-0.02	0	0	3.33	0.34	0	0	15900.8	0
willow	218	24	1994	0	0	1.86	0.72	-0.01	0	0	-2.19	0.34	0	0	15902.7	-0.01
willow	219	24	1994	0	0	1.71	0.75	0.01	0	0	-2.04	0.34	0	0	15904.4	-0.01
willow	220	24	1994	0	0	1.34	0.71	0.01	0	0	-1.66	0.33	0	0	15905.7	-0.02
willow	221	24	1994	0.25	0	0.88	0.5	0.01	0	0	-0.96	0.33	0	0	15906.6	0
willow	222	24	1994	0	0	1.42	0.63	-0.02	0	0	-1.72	0.33	0	0	15908	-0.01
willow	223	24	1994	0	0	0.94	0.64	0	0	0	-1.26	0.32	0	0	15908.9	0
willow	224	24	1994	0	0	0.66	0.67	0.02	0	0	-1	0.32	0	0	15909.6	0
willow	225	24	1994	19.3	0	5.04	1.09	0.02	0	0	13.95	0.32	0	0	15914.6	-0.01
willow	226	24	1994	21.84	0	5.37	0.91	-0.02	0	0	16.19	0.31	0	0	15920	-0.01
willow	227	24	1994	0	0	4.15	3.59	-0.02	0	0	-4.42	0.31	0	0	15924.2	-0.02
willow	228	24	1994	0	0	4.87	4.27	0.01	0	0	-5.17	0.31	0	0	15929	-0.02
willow	229	24	1994	5.33	0	5.02	0.95	0.01	0	0	0.01	0.3	0	0	15934	-0.01
willow	230	24	1994	24.64	0	5.56	1.57	0.01	0	0	18.78	0.3	0	0	15939.6	-0.01
willow	231	24	1994	0	0	4.64	4.14	0	0	0	-4.91	0.3	0	0	15944.3	-0.03
willow	232	24	1994	0	0	5.87	5.28	0	0	0	-6.15	0.3	0	0	15950.1	-0.02
willow	233	24	1994	20.83	0.23	4.13	0.27	-0.01	0	0	16.21	0.29	0	0	15954.3	-0.03
willow	234	24	1994	0	0	5.17	3.93	-0.02	0	0	-5.2	0.29	0	0	15959.4	-0.01
willow	235	24	1994	0	0	4.58	3.91	-0.01	0	0	-4.84	0.29	0	0	15964	-0.02
willow	236	24	1994	0	0	4.95	4.43	0.01	0	0	-5.23	0.28	0	0	15968.9	-0.01
willow	237	24	1994	11.68	0	5.75	1.64	0.02	0	0	5.65	0.28	0	0	15974.7	-0.02
willow	238	24	1994	0	0	3.98	3.7	0.01	0	0	-4.25	0.28	0	0	15978.7	-0.01
willow	239	24	1994	0	0	4.52	3.98	0	0	0	-4.77	0.28	0	0	15983.2	-0.02
willow	240	24	1994	13.72	0	6.24	2.08	0	0	0	7.21	0.27	0	0	15989.4	-0.01
willow	241	24	1994	0	0	4.82	3.91	-0.02	0	0	-5.05	0.27	0	0	15994.3	-0.02
willow	242	24	1994	0	0	5.07	4.17	0	0	0	-5.31	0.27	0	0	15999.3	-0.02
willow	243	24	1994	2.03	0	3.09	1.14	0.01	0	0	-1.32	0.27	0	0	16002.4	-0.02
willow	244	24	1994	1.02	0	2.9	1.56	-0.01	0	0	-2.12	0.26	0	0	16005.3	-0.02
willow	245	24	1994	0	0	3.72	3.09	-0.01	0	0	-3.95	0.26	0	0	16009	-0.02
willow	246	24	1994	0	0	3.28	2.8	0	0	0	-3.53	0.26	0	0	16012.3	-0.01
willow	247	24	1994	0	0	3.64	2.9	0	0	0	-3.89	0.26	0	0	16016	-0.01
willow	248	24	1994	0	0	3.18	2.61	0	0	0	-3.42	0.26	0	0	16019.1	-0.02
willow	249	24	1994	0	0	3.27	2.54	0	0	0	-3.52	0.25	0	0	16022.4	0
willow	250	24	1994	0.25	0	2.63	2	0.01	0	0	-2.64	0.25	0	0	16025	0
willow	251	24	1994	0	0	3.03	2.35	0	0	0	-3.27	0.25	0	0	16028.1	-0.01
willow	252	24	1994	4.83	0	4.87	0.87	0	0	0	-0.28	0.25	0	0	16032.9	-0.01
willow	253	24	1994	0	0	1.95	1.21	-0.01	0	0	-2.18	0.24	0	0	16034.9	0
willow	254	24	1994	0	0	1.21	0.85	0	0	0	-1.47	0.24	0	0	16036.1	0.02
willow	255	24	1994	0	0	1.49	1.11	0.01	0	0	-1.74	0.24	0	0	16037.6	0
willow	256	24	1994	2.79	0	3.65	1.01	0.02	0	0	-1.12	0.24	0	0	16041.2	0.01
willow	257	24	1994	2.54	0	2.25	0.05	-0.01	0	0	0.04	0.24	0	0	16043.5	0.03
willow	258	24	1994	0	0	1.63	1.08	0	0	0	-1.86	0.23	0	0	16045.1	0
willow	259	24	1994	0	0	1.79	1.35	0.01	0	0	-2.02	0.23	0	0	16046.9	-0.01
willow	260	24	1994	0.51	0	1.43	0.66	-0.01	0	0	-1.14	0.23	0	0	16048.3	-0.01
willow	261	24	1994	0.51	0	1.95	0.63	-0.02	0	0	-1.64	0.23	0	0	16050.3	-0.01
willow	262	24	1994	0	0	1.41	0.65	0	0	0	-1.64	0.23	0	0	16051.7	0
willow	263	24	1994	0	0	1.51	0.89	0	0	0	-1.74	0.23	0	0	16053.2	0
willow	264	24	1994	0	0	1.63	0.91	0	0	0	-1.84	0.22	0	0	16054.8	-0.01
willow	265	24	1994	0.25	0	1.48	0.66	0	0	0	-1.45	0.22	0	0	16056.3	-0.01
willow	266	24	1994	7.87	0.79	2.3	0.06	0.01	0	0	4.57	0.22	0	0	16058.6	-0.01
willow	267	24	1994	0	0	1.05	0.15	0.01	0	0	-0.53	0.22	0	0	16059.7	0.04
willow	268	24	1994	0	0	0.94	0.6	0	0	0	-1.15	0.22	0	0	16060.6	-0.01
willow	269	24	1994	20.07	0	3.23	0.24	0	0	0	16.62	0.21	0	0	16063.8	0
willow	270	24	1994	17.27	0	4.87	1.55	-0.01	0	0	12.21	0.21	0	0	16068.7	-0.01
willow	271	24	1994	2.29	0	3.11	0.7	-0.02	0	0	-1.01	0.21	0	0	16071.8	0
willow	272	24	1994	1.52	0	2.74	0.95	0	0	0	-1.42	0.21	0	0	16074.6	0
willow	273	24	1994	0	0	2.82	2	-0.01	0	0	-3.02	0.21	0	0	16077.4	0
willow	274	24	1994	5.08	1.63	1.21	0.1	0	0	0	2.03	0.21	0	0	16078.6	-0.01
willow	275	24	1994	0	0	3.6	1.07	-0.01	0	0	-2.16	0.2	0	0	16082.2	-0.01
willow	276	24	1994	0	0	2.36	1.63	0	0	0	-2.55	0.2	0	0	16084.6	-0.01
willow	277	24	1994	0	0	1.17	0.82	0.01	0	0	-1.38	0.2	0	0	16085.7	0
willow	278	24	1994	0.76	0	1.8	0.74	0	0	0	-1.23	0.2	0	0	16087.5	0
willow	279	24	1994	0	0	2.05	1.53	0	0	0	-2.25	0.2	0	0	16089.6	0
willow	280	24	1994	0	0	2.84	2.21	0	0	0	-3.03	0.2	0	0	16092.4	-0.01
willow	281	24	1994	0	0	2.92	2.38	0.01	0	0	-3.11	0.2	0	0	16095.3	-0.01
willow	282	24	1994	2.03	0	2.63	1.07	0	0	0	-0.79	0.19	0	0	16098	0
willow	283	24	1994	0.76	0	2.22	0.82	-0.02	0	0	-1.63	0.19	0	0	16100.2	0
willow	284	24	1994	0	0	2.22	1.17	-0.01	0	0	-2.41	0.19	0	0	16102.4	0
willow	285	24	1994	0	0	2.11	1.29	0	0	0	-2.3	0.19	0	0	16104.5	0
willow	286	24	1994	0	0	2.26	1.36	0	0	0	-2.45	0.19	0	0	16106.8	0
willow	287	24	1994	0	0	2.16	1.24	0	0	0	-2.35	0.19	0	0	16108.9	0
willow	288	24	1994	0	0	2.08	1.09	-0.01	0	0	-2.26	0.19	0	0	16111	0
willow	289	24	1994	0	0	1.95	0.95	0	0	0	-2.13	0.18	0	0	16113	0
willow	290	24	1994	0	0	1.85	0.94	0	0	0	-2.04	0.18	0	0	16114.8	0
willow	291	24	1994	0.51	0	1.08	0.44	0.01	0	0	-0.77	0.18	0	0	16115.9	0.01
willow	292	24	1994	2.29	0	1.34	0.13	0.01	0	0	0.74	0.18	0	0	16117.2	0.02
willow	293	24	1994	8.13	0	1.65	0.23	0.01	0	0	6.29	0.18	0	0	16118.9	0
willow	294	24	1994	0	0	0.97	0.42	-0.01	0	0	-1.13	0.18	0	0	16119.9	0

Attachment D-1
Honeywell
Wastebeds 9-15 SWSR Pre-Design Investigation
SHAW Output Data

RUN	DAY	HR	YR	PRECIP	precip INTRCP	ET	TRANSP	CANOPY chg in storage	SNOW chg in storage	RESIDUE chg in storage	SOIL chg in storage	PERC	RUNOFF	PONDED	Etcum	ERROR
willow	295	24	1994	0	0	0.83	0.33	0	0	0	-1	0.18	0	0	16120.7	0
willow	296	24	1994	0	0	1.49	0.5	0	0	0	-1.63	0.18	0	0	16122.2	-0.03
willow	297	24	1994	0	0	2.01	0.56	0	0	0	-2.18	0.17	0	0	16124.2	0
willow	298	24	1994	0	0	1.54	0.33	0	0	0	-1.71	0.17	0	0	16125.7	-0.01
willow	299	24	1994	0	0	1.54	0.3	0	0	0	-1.7	0.17	0	0	16127.3	-0.01
willow	300	24	1994	0	0	0.74	0.15	0	0	0	-0.9	0.17	0	0	16128	0
willow	301	24	1994	0	0	1.78	0.29	0	0	0	-1.95	0.17	0	0	16129.8	0
willow	302	24	1994	0	0	2.01	0.34	0	0	0	-2.14	0.17	0	0	16131.8	-0.04
willow	303	24	1994	0	0	0.81	0.18	0	0	0	-0.97	0.17	0	0	16132.6	0
willow	304	24	1994	0	0	-0.65	0.06	0	0	0	0.5	0.17	0	0	16131.9	-0.02
willow	305	24	1994	30.48	0	0.22	0	0	0	0	30.1	0.16	0	0	16132.2	0
willow	306	24	1994	12.7	0	2.71	0	0	0	0	9.83	0.16	0	0	16134.9	0
willow	307	24	1994	0	0	1.73	0	0	0	0	-1.89	0.16	0	0	16136.6	0
willow	308	24	1994	0	0	1.23	0	0	0	0	-1.39	0.16	0	0	16137.8	0
willow	309	24	1994	4.57	0	0.93	0	0	0	0	3.48	0.16	0	0	16138.8	0
willow	310	24	1994	4.57	0	2.64	0	0	0	0	1.78	0.16	0	0	16141.4	0
willow	311	24	1994	0.51	0	3.35	0	0	0	0	-3	0.16	0	0	16144.7	0
willow	312	24	1994	0	0	2.27	0	0	0	0	-2.42	0.16	0	0	16147	0
willow	313	24	1994	2.29	0	0.96	0	0	0	0	1.17	0.16	0	0	16148	0
willow	314	24	1994	0	0	2.57	0	0	0	0	-2.72	0.15	0	0	16150.5	0
willow	315	24	1994	0	0	1.45	0	0	0	0	-1.61	0.15	0	0	16152	0
willow	316	24	1994	0	0	1.31	0	0	0	0	-1.46	0.15	0	0	16153.3	0
willow	317	24	1994	0	0	0.71	0	0	0	0	-0.86	0.15	0	0	16154	0
willow	318	24	1994	0	0	1.52	0	0	0	0	-1.67	0.15	0	0	16155.5	0
willow	319	24	1994	0	0	1.64	0	0	0	0	-1.79	0.15	0	0	16157.2	0
willow	320	24	1994	0	0	0.99	0	0	0	0	-1.14	0.15	0	0	16158.2	0
willow	321	24	1994	0	0	1.61	0	0	0	0	-1.75	0.15	0	0	16159.8	0
willow	322	24	1994	0.25	0	1.64	0	0	0	0	-1.53	0.15	0	0	16161.4	0
willow	323	24	1994	0	0	2.31	0	0	0	0	-2.45	0.15	0	0	16163.7	0
willow	324	24	1994	0	0	1.28	0	0	0	0	-1.42	0.15	0	0	16165	0
willow	325	24	1994	13.46	0	2.14	0	0	0	0	11.18	0.14	0	0	16167.1	0
willow	326	24	1994	0	0	4.45	0	0	0	0	-4.59	0.14	0	0	16171.6	0
willow	327	24	1994	3.56	0	1.52	0	0	2.87	0	-0.98	0.14	0	0	16173.1	0
willow	328	24	1994	0	0	0.35	0	0	-0.21	0	-0.28	0.14	0	0	16173.4	0
willow	329	24	1994	0	0	0.28	0	0	-1.89	0	1.47	0.14	0	0	16173.7	0
willow	330	24	1994	0	0	0.54	0	0	0.04	0	-0.72	0.14	0	0	16174.3	0
willow	331	24	1994	1.52	0	0.1	0	0	1.65	0	-0.37	0.14	0	0	16174.4	0
willow	332	24	1994	13.97	0	0.45	0	0	-2.46	0	15.85	0.14	0	0	16174.8	0
willow	333	24	1994	0	0	2.12	0	0	0	0	-2.26	0.14	0	0	16176.9	0
willow	334	24	1994	1.02	0	0.82	0	0	0	0	0.06	0.14	0	0	16177.8	0
willow	335	24	1994	0	0	1.11	0	0	0	0	-1.24	0.14	0	0	16178.9	0
willow	336	24	1994	0	0	2.25	0	0	0	0	-2.38	0.13	0	0	16181.1	0
willow	337	24	1994	0	0	0.37	0	0	0	0	-0.5	0.13	0	0	16181.5	0
willow	338	24	1994	0	0	0.4	0	0	0	0	-0.53	0.13	0	0	16181.9	0
willow	339	24	1994	26.67	0	0.34	0	0	0	0	26.2	0.13	0	0	16182.2	0
willow	340	24	1994	2.79	0	0.55	0	0	0	0	2.11	0.13	0	0	16182.8	0
willow	341	24	1994	11.68	0	0.68	0	0	11.66	0	-0.79	0.13	0	0	16183.5	0
willow	342	24	1994	0.51	0	0	0	0	0.72	0	-0.34	0.13	0	0	16183.4	0
willow	343	24	1994	4.57	0	-0.06	0	0	4.79	0	-0.29	0.13	0	0	16183.4	0
willow	344	24	1994	4.06	0	-0.2	0	0	4.35	0	-0.21	0.13	0	0	16183.2	0
willow	345	24	1994	4.57	0	0.19	0	0	4.45	0	-0.2	0.13	0	0	16183.4	0
willow	346	24	1994	0	0	0	0	0	0.18	0	-0.31	0.13	0	0	16183.4	0
willow	347	24	1994	0	0	-0.05	0	0	0.24	0	-0.31	0.13	0	0	16183.3	0
willow	348	24	1994	0	0	0.04	0	0	0.06	0	-0.22	0.13	0	0	16183.4	0
willow	349	24	1994	0	0	0.08	0	0	-0.06	0	-0.15	0.12	0	0	16183.5	0
willow	350	24	1994	0	0	0.11	0	0	-0.05	0	-0.19	0.12	0	0	16183.6	0
willow	351	24	1994	3.56	0	-0.22	0	0	-7.66	0	11.32	0.12	0	0	16183.3	0
willow	352	24	1994	0.25	0	-0.03	0	0	-3.08	0	3.24	0.12	0	0	16183.3	0
willow	353	24	1994	0.51	0	0.12	0	0	0.28	0	-0.01	0.12	0	0	16183.4	0
willow	354	24	1994	0	0	0.1	0	0	-2.03	0	1.82	0.12	0	0	16183.5	0
willow	355	24	1994	0	0	0.01	0	0	-2.22	0	2.1	0.12	0	0	16183.5	0
willow	356	24	1994	0	0	0.01	0	0	-2.02	0	1.89	0.12	0	0	16183.5	0
willow	357	24	1994	0	0	-0.02	0	0	-1.69	0	1.58	0.12	0	0	16183.5	0
willow	358	24	1994	0	0	0.2	0	0	-1.32	0	1	0.12	0	0	16183.7	0
willow	359	24	1994	0	0	0.32	0	0	-1.88	0	1.44	0.12	0	0	16184	0
willow	360	24	1994	0	0	0.24	0	0	-0.24	0	-0.11	0.12	0	0	16184.3	0
willow	361	24	1994	0	0	0.08	0	0	-0.24	0	0.04	0.12	0	0	16184.4	0
willow	362	24	1994	1.27	0	0.25	0	0	-0.69	0	0.13	0.12	1.47	0	16184.6	0
willow	363	24	1994	0	0	0.99	0	0	-0.68	0	-0.43	0.11	0	0	16185.6	0
willow	364	24	1994	0	0	0.24	0	0	0.01	0	-0.36	0.11	0	0	16185.8	0
willow	365	24	1994	3.56	0	0.08	0	0	3.57	0	-0.21	0.11	0	0	16185.9	0
willow	1	24	1995	1.52	0	-0.09	0	0	-1.17	0	0.05	0.11	2.62	0	16185.8	0
willow	2	24	1995	0	0	0.78	0	0	-0.62	0	-0.27	0.11	0	0	16186.6	0
willow	3	24	1995	0	0	0.83	0	0	-0.61	0	-0.33	0.11	0	0	16187.4	0
willow	4	24	1995	0.76	0	0.84	0	0	0.15	0	-0.34	0.11	0	0	16188.3	0
willow	5	24	1995	1.78	0	0.33	0	0	1.62	0	-0.28	0.11	0	0	16188.6	0
willow	6	24	1995	2.79	0	0.11	0	0	2.8	0	-0.23	0.11	0	0	16188.7	0
willow	7	24	1995	3.56	0	-0.01	0	0	3.59	0	-0.13	0.11	0	0	16188.7	0
willow	8	24	1995	0	0	0.35	0	0	-0.3	0	-0.16	0.11	0	0	16189.1	0
willow	9	24	1995	0.25	0	-0.08	0	0	0.45	0	-0.23	0.11	0	0	16189	0
willow	10	24	1995	0.51	0	0.01	0	0	0.64	0	-0.26	0.11	0	0	16189	0
willow	11	24	1995	0	0	0.14	0	0	-0.02	0	-0.23	0.11	0	0	16189.1	0
willow	12	24	1995	7.37	0	-0.08	0	0	-5.03	0	1.77	0.11	10.61	0	16189	0
willow	13	24	1995	0	0	-0.99	0	0	-7.96	0	2.62	0.11	6.22	0	16188.1	0
willow	14	24	1995	0	0	-0.04	0	0	0	0	-0.07	0.11	0	0	16188	0
willow	15	24	1995	9.91	0	0.43	0	0	0	0	9.37	0.1	0	0	16188.5	0
willow	16	24	1995	1.52	0	0.67	0	0	0	0	0.75	0.1	0	0	16189.1	0
willow	17	24	1995	0.25	0	0.62	0	0	0	0	-0.47	0.1	0	0	16189.7	0
willow	18	24	1995	0	0	0.82	0	0	0	0	-0.92	0.1	0	0	16190.6	0
willow	19	24	1995	0	0	1.01	0	0	0	0	-1.11	0.1	0	0	16191.6	0
willow	20	24	1995	6.86	0	0.75	0	0	0	0	6.01	0.1	0	0	16192.3	0
willow	21	24	1995	2.29	0	0.7	0	0	0	0	1.49	0.1	0	0	16193	0
willow	22	24	1995	1.02	0	0.86	0	0	0.92	0	-0.87	0.1	0	0	16193.9	0
willow	23	24	1995	0.25	0	0.57	0	0	0.3	0	-0.71	0.1	0	0	16194.4	0
willow	24	24	1995	1.78	0	0.27	0	0	1.75	0	-0.34	0.1	0	0	16194.7	0
willow	25	24	1995	0.51	0	0.3	0	0	0.47	0	-0.36	0.1	0	0	16195	0
willow	26	24	1995	1.52	0	0.29	0	0	1.56	0	-0.43	0.1	0	0	16195.3	0
willow	27	24	1995	1.27	0	0.08	0	0	1.47	0	-0.38	0.1	0	0	16195.4	0
willow	28	24	1995	0	0	-0.01	0	0	0.32	0	-0.41	0.1	0	0	16195.4	0
willow	29	24	1995	0	0	-0.01	0	0	0.24	0	-0.33	0.1	0	0	16195.4	0
willow	30	24	1995	0	0	0	0	0	0.16	0	-0.25	0.1	0	0	16195.4	0
willow	31	24	1995	0	0	0.25	0	0	-0.21	0	-0.14	0.1	0	0	16195.6	0
willow	32	24	1995	1.02	0	0.23	0	0	-2.22	0	2.91	0.1	0	0	16195.9	0

Attachment D-1
Honeywell
Wastebeds 9-15 SWSR Pre-Design Investigation
SHAW Output Data

RUN	DAY	HR	YR	PRECIP	precip INTRCP	ET	TRANSP	CANOPY chg in storage	SNOW chg in storage	RESIDUE chg in storage	SOIL chg in storage	PERC	RUNOFF	PONDED	Etcum	ERROR
willow	33	24	1995	1.52	0	0.2	0	0	1.6	0	-0.37	0.1	0	0	16196.1	0
willow	34	24	1995	0	0	0	0	0	0.25	0	-0.35	0.1	0	0	16196.1	0
willow	35	24	1995	6.35	0	0.09	0	0	6.33	0	-0.17	0.1	0	0	16196.1	0
willow	36	24	1995	3.81	0	0.3	0	0	3.6	0	-0.19	0.1	0	0	16196.4	0
willow	37	24	1995	5.84	0	-0.02	0	0	5.94	0	-0.17	0.09	0	0	16196.4	0
willow	38	24	1995	0	0	0.02	0	0	0.02	0	-0.14	0.09	0	0	16196.4	0
willow	39	24	1995	2.29	0	0	0	0	2.34	0	-0.14	0.09	0	0	16196.4	0
willow	40	24	1995	0.51	0	0.3	0	0	0.24	0	-0.13	0.09	0	0	16196.7	0
willow	41	24	1995	0.76	0	0.2	0	0	0.59	0	-0.12	0.09	0	0	16196.9	0
willow	42	24	1995	0	0	0.53	0	0	-0.46	0	-0.16	0.09	0	0	16197.5	0
willow	43	24	1995	0.25	0	0.66	0	0	-0.27	0	-0.23	0.09	0	0	16198.1	0
willow	44	24	1995	0	0	0.35	0	0	-0.23	0	-0.21	0.09	0	0	16198.5	0
willow	45	24	1995	0	0	0.17	0	0	-0.05	0	-0.21	0.09	0	0	16198.7	0
willow	46	24	1995	0.51	0	0.51	0	0	0.08	0	-0.18	0.09	0	0	16199.2	0
willow	47	24	1995	0.25	0	0.29	0	0	-0.14	0	0.01	0.09	0	0	16199.5	0
willow	48	24	1995	0	0	0.07	0	0	-0.09	0	-0.08	0.09	0	0	16199.5	0
willow	49	24	1995	0	0	0.03	0	0	-0.27	0	0.15	0.09	0	0	16199.6	0
willow	50	24	1995	0	0	-0.01	0	0	-1.68	0	1.51	0.09	0.08	0	16199.5	0
willow	51	24	1995	0	0	0.03	0	0	-3.52	0	0.18	0.09	3.22	0	16199.6	0
willow	52	24	1995	2.79	0	0.21	0	0	2.35	0	-0.07	0.09	0.22	0	16199.8	0
willow	53	24	1995	0	0	0.17	0	0	-0.07	0	-0.19	0.09	0	0	16200	0
willow	54	24	1995	5.08	0	0.12	0	0	0.2	0	0	0.09	4.67	0	16200.1	0
willow	55	24	1995	2.03	0	0.69	0	0	1.35	0	-0.12	0.09	0.02	0	16200.8	0
willow	56	24	1995	2.54	0	0.09	0	0	2.51	0	-0.15	0.09	0	0	16200.9	0
willow	57	24	1995	0	0	-0.01	0	0	0.05	0	-0.12	0.09	0	0	16200.8	0
willow	58	24	1995	12.7	0	0.25	0	0	12.47	0	-0.11	0.09	0	0	16201.1	0
willow	59	24	1995	7.37	0	-0.11	0	0	7.48	0	-0.09	0.09	0	0	16201	0
willow	60	24	1995	0	0	0.26	0	0	-0.25	0	-0.1	0.09	0	0	16201.2	0
willow	61	24	1995	0	0	0.23	0	0	-0.21	0	-0.11	0.09	0	0	16201.5	0
willow	62	24	1995	0	0	0.06	0	0	-0.03	0	-0.12	0.09	0	0	16201.5	0
willow	63	24	1995	0	0	0.06	0	0	-0.05	0	-0.1	0.09	0	0	16201.6	0
willow	64	24	1995	3.81	0	0	0	0	3.79	0	-0.08	0.09	0.01	0	16201.6	0
willow	65	24	1995	1.02	0	-0.17	0	0	-4.04	0	1.63	0.09	3.51	0	16201.4	0
willow	66	24	1995	0.76	0	-1.07	0	0	-28.88	0	18.27	0.09	12.34	0	16200.4	0
willow	67	24	1995	10.16	0	0.28	0	0	-15.04	0	4.83	0.09	20	0	16200.6	0
willow	68	24	1995	1.78	0	1.2	0	0	1.46	0	-0.97	0.09	0	0	16201.8	0
willow	69	24	1995	0	0	0.06	0	0	0.25	0	-0.41	0.09	0	0	16201.9	0
willow	70	24	1995	0	0	0.27	0	0	-0.05	0	-0.3	0.09	0	0	16202.2	0
willow	71	24	1995	0	0	0.18	0	0	-2.36	0	0.06	0.09	2.03	0	16202.4	0
willow	72	24	1995	0	0	1.01	0	0	0	0	-1.1	0.09	0	0	16203.4	0
willow	73	24	1995	0	0	2.23	0	0	0	0	-2.32	0.09	0	0	16205.6	0
willow	74	24	1995	0	0	2.2	0	0	0	0	-2.29	0.09	0	0	16207.8	0
willow	75	24	1995	1.27	0	1.29	0	0	0	0	-0.1	0.09	0	0	16209.1	0
willow	76	24	1995	3.81	0	1.3	0	0	0	0	2.42	0.09	0	0	16210.4	0
willow	77	24	1995	0	0	1.35	0	0	0	0	-1.43	0.09	0	0	16211.7	-0.01
willow	78	24	1995	0	0	2.36	0	0	0	0	-2.44	0.09	0	0	16214.1	0
willow	79	24	1995	0	0	4.54	0	0	0	0	-4.62	0.09	0	0	16218.6	0
willow	80	24	1995	4.83	0	2.45	0	0	0	0	2.29	0.09	0	0	16221.1	0
willow	81	24	1995	1.02	0	2.35	0	0	0	0	-1.42	0.09	0	0	16223.4	0
willow	82	24	1995	0	0	1.5	0	0	0	0	-1.58	0.09	0	0	16224.9	0
willow	83	24	1995	0	0	3.67	0	0	0	0	-3.76	0.09	0	0	16228.6	0
willow	84	24	1995	0	0	4.24	0	0	0	0	-4.33	0.09	0	0	16232.8	0
willow	85	24	1995	0	0	3.46	0	0	0	0	-3.55	0.09	0	0	16236.3	0
willow	86	24	1995	0	0	3.32	0	0	0	0	-3.4	0.09	0	0	16239.6	0
willow	87	24	1995	0	0	3.36	0	0	0	0	-3.45	0.09	0	0	16243	0
willow	88	24	1995	0.25	0	3.67	0	0	0	0	-3.5	0.09	0	0	16246.7	0
willow	89	24	1995	4.57	0	1.59	0	0	0	0	2.89	0.09	0	0	16248.3	0
willow	90	24	1995	0	0	2.22	0	0	0	0	-2.31	0.09	0	0	16250.5	0
willow	91	24	1995	0	0	4.31	0	0	0	0	-4.4	0.09	0	0	16254.8	0
willow	92	24	1995	0	0	3.16	0.05	0	0	0	-3.26	0.09	0	0	16257.9	0.01
willow	93	24	1995	8.64	0	2.49	0.18	0	0	0	6.05	0.09	0	0	16260.4	0.01
willow	94	24	1995	2.79	0	1.08	0.14	0	0	0	1.61	0.09	0	0	16261.5	0.02
willow	95	24	1995	0.76	0	2.37	0	-0.01	0	0	-2.15	0.09	0	0.5	16263.9	-0.03
willow	96	24	1995	0.25	0	0.17	0	0	0.71	0	-0.22	0.09	0	0	16264.1	0.01
willow	97	24	1995	0	0	0.66	0	0	-0.71	0	-0.05	0.09	0	0	16264.7	0.02
willow	98	24	1995	0	0	0.59	0.12	0	0	0	-0.68	0.09	0	0	16265.3	0.01
willow	99	24	1995	6.1	0	0.7	0	0	3.74	0	1.58	0.08	0	0	16266	0
willow	100	24	1995	0	0	0.71	0.38	0	-3.74	0	2.95	0.08	0	0	16266.7	0
willow	101	24	1995	0	0	3.72	1.08	0	0	0	-3.82	0.08	0	0	16270.4	0.01
willow	102	24	1995	14.48	0	2.07	0.55	0.01	0	0	12.31	0.08	0	0	16272.5	0.01
willow	103	24	1995	0.51	0	2.59	0.57	-0.01	0	0	-2.1	0.08	0	0	16275.1	-0.06
willow	104	24	1995	0	0	1.83	0.57	0	0	0	-1.9	0.08	0	0	16276.9	-0.02
willow	105	24	1995	0	0	2.86	0.61	-0.01	0	0	-2.93	0.08	0	0	16279.8	-0.01
willow	106	24	1995	0	0	3.41	0.9	0	0	0	-3.48	0.08	0	0	16283.2	-0.01
willow	107	24	1995	0	0	3.39	1.2	0	0	0	-3.49	0.08	0	0	16286.6	0.01
willow	108	24	1995	0	0	4.06	1.7	0	0	0	-4.15	0.08	0	0	16290.6	0.01
willow	109	24	1995	0.51	0	3.5	1.72	0.02	0	0	-3.07	0.08	0	0	16294.1	-0.02
willow	110	24	1995	0	0	3.17	1.4	-0.01	0	0	-3.24	0.08	0	0	16297.3	0
willow	111	24	1995	1.78	0	3.61	1.41	0.01	0	0	-1.94	0.08	0	0	16300.9	0.01
willow	112	24	1995	0.25	0	2.73	1.55	-0.01	0	0	-2.55	0.09	0	0	16303.6	0
willow	113	24	1995	0	0	3.05	1.23	-0.01	0	0	-3.12	0.09	0	0	16306.7	0
willow	114	24	1995	0	0	3.81	1.63	0	0	0	-3.9	0.09	0	0	16310.5	0.01
willow	115	24	1995	0.51	0	4.36	2.07	0	0	0	-3.94	0.09	0	0	16314.9	0.01
willow	116	24	1995	0	0	4.22	2.34	0	0	0	-4.31	0.09	0	0	16319.1	0
willow	117	24	1995	7.87	0	5.38	2.56	0.01	0	0	2.41	0.09	0	0	16324.5	0
willow	118	24	1995	3.3	0	4.57	1.56	0	0	0	-1.34	0.09	0	0	16329	-0.01
willow	119	24	1995	0	0	2.73	1.78	0	0	0	-2.82	0.09	0	0	16331.8	0
willow	120	24	1995	0	0	3.05	1.7	0	0	0	-3.13	0.09	0	0	16334.8	0
willow	121	24	1995	0	0	2.65	1.9	0	0	0	-2.73	0.09	0	0	16337.5	0
willow	122	24	1995	0	0	4.65	2.9	0	0	0	-4.73	0.09	0	0	16342.1	0
willow	123	24	1995	0	0	4.51	3.09	0	0	0	-4.58	0.09	0	0	16346.6	-0.01
willow	124	24	1995	0	0	5.14	3.13	0	0	0	-5.22	0.09	0	0	16351.8	0
willow	125	24	1995	0	0	4.83	2.94	0.01	0	0	-4.93	0.09	0	0	16356.6	0
willow	126	24	1995	0	0	4.16	2.48	-0.01	0	0	-4.24	0.09	0	0	16360.7	0
willow	127	24	1995	0	0	3.41	2.31	-0.01	0	0	-3.49	0.09	0	0	16364.2	0
willow	128	24	1995	0	0	2.84	2.58	0	0	0	-2.93	0.09	0	0	16367	0
willow	129	24	1995	0	0	3.08	2.94	0	0	0	-3.17	0.09	0	0	16370.1	0
willow	130	24	1995	9.65	0	2.74	0.91	0.02	0	0	6.8	0.09	0	0	16372.8	0
willow	131	24	1995	7.87	0	2.87	0.26	0.01	0	0	4.91	0.09	0	0	16375.7	0
willow	132	24	1995	0	0	2.3	1.73	0	0	0	-2.38	0.09	0	0	16378	0
willow	133	24	1995	0	0	3.06	2.25	0	0	0	-3.15	0.09	0	0	16381.1	0
willow	134	24	1995	0	0	3.65	2.3	-0.01	0	0	-3.72	0.09	0	0	16384.7	-0.01
willow	135	24	1995	0	0	2.65	1.67	0	0	0	-2.74	0.09	0	0	16387.4	0

Attachment D-1
Honeywell
Wastebeds 9-15 SWSR Pre-Design Investigation
SHAW Output Data

RUN	DAY	HR	YR	PRECIP	precip INTRCP	ET	TRANSP	CANOPY chg in storage	SNOW chg in storage	RESIDUE chg in storage	SOIL chg in storage	PERC	RUNOFF	PONDED	Etcum	ERROR
willow	136	24	1995	0	0	4.25	2.41	-0.01	0	0	-4.33	0.09	0	0	16391.6	0
willow	137	24	1995	0	0	2.89	1.73	0.02	0	0	-3	0.09	0	0	16394.5	0
willow	138	24	1995	0	0	2.49	1.32	-0.02	0	0	-2.56	0.09	0	0	16397	0
willow	139	24	1995	0.25	0	3.02	1.57	0	0	0	-2.86	0.09	0	0	16400	-0.01
willow	140	24	1995	0	0	1.87	1.41	0	0	0	-1.96	0.09	0	0	16401.9	0
willow	141	24	1995	0.51	0	2.22	1.53	0	0	0	-1.81	0.09	0	0	16404.1	0
willow	142	24	1995	0	0	0.89	1.01	0	0	0	-0.98	0.09	0	0	16405	0
willow	143	24	1995	0	0	1.43	1.27	0	0	0	-1.52	0.09	0	0	16406.4	0
willow	144	24	1995	10.92	0	3.19	0.7	0.02	0	0	7.62	0.09	0	0	16409.6	0
willow	145	24	1995	0.25	0	2.36	0.98	-0.01	0	0	-2.19	0.09	0	0	16412	0
willow	146	24	1995	0	0	2.85	1.11	-0.01	0	0	-2.93	0.09	0	0	16414.8	0
willow	147	24	1995	0	0	2.71	1.04	0	0	0	-2.79	0.09	0	0	16417.5	-0.01
willow	148	24	1995	11.43	0	4.31	1.02	0	0	0	7.03	0.09	0	0	16421.9	0
willow	149	24	1995	1.78	0	4.17	1.98	0.02	0	0	-2.53	0.09	0	0	16426	0.03
willow	150	24	1995	0.51	0	2.35	0.92	-0.01	0	0	-1.93	0.09	0	0	16428.4	0
willow	151	24	1995	0	0	2.93	1.33	0	0	0	-3.02	0.09	0	0	16431.3	-0.01
willow	152	24	1995	0	0	2.76	1.15	0.01	0	0	-2.85	0.09	0	0	16434.1	0
willow	153	24	1995	19.05	0	5.53	1.8	0.02	0	0	13.41	0.09	0	0	16439.6	0.01
willow	154	24	1995	0	0	4.75	3.59	0	0	0	-4.82	0.09	0	0	16444.3	-0.02
willow	155	24	1995	0	0	3.87	2.01	-0.02	0	0	-3.93	0.09	0	0	16448.2	-0.01
willow	156	24	1995	0	0	3.19	1.58	0	0	0	-3.27	0.09	0	0	16451.4	0
willow	157	24	1995	0	0	2.76	1.31	0.01	0	0	-2.85	0.09	0	0	16454.2	0
willow	158	24	1995	0	0	2.37	1.15	0.01	0	0	-2.47	0.09	0	0	16456.5	-0.01
willow	159	24	1995	0.25	0	1.12	0.53	-0.02	0	0	-0.93	0.09	0	0	16457.6	0
willow	160	24	1995	0	0	2.13	0.98	-0.01	0	0	-2.2	0.09	0	0	16459.8	0
willow	161	24	1995	0	0	0.79	0.65	0.03	0	0	-0.9	0.09	0	0	16460.6	0
willow	162	24	1995	1.02	0	1.96	0.84	0.01	0	0	-1.04	0.09	0	0	16462.5	0
willow	163	24	1995	1.27	0	1.35	0.37	-0.02	0	0	-0.15	0.09	0	0	16463.9	-0.01
willow	164	24	1995	0	0	1.4	0.77	-0.01	0	0	-1.48	0.09	0	0	16465.3	-0.01
willow	165	24	1995	0	0	0.77	0.73	0	0	0	-0.87	0.09	0	0	16466.1	0
willow	166	24	1995	0	0	0.91	0.74	-0.01	0	0	-0.99	0.09	0	0	16467	0
willow	167	24	1995	0	0	0.86	0.77	0	0	0	-0.94	0.09	0	0	16467.8	-0.01
willow	168	24	1995	0	0	0.64	0.76	0.01	0	0	-0.75	0.09	0	0	16468.5	0
willow	169	24	1995	0	0	0.44	0.72	0.02	0	0	-0.55	0.09	0	0	16468.9	0
willow	170	24	1995	0	0	0.55	0.76	0.01	0	0	-0.65	0.09	0	0	16469.5	0
willow	171	24	1995	0	0	0.59	0.62	-0.01	0	0	-0.67	0.09	0	0	16470.1	-0.01
willow	172	24	1995	0	0	0.99	0.7	-0.02	0	0	-1.05	0.09	0	0	16471	-0.01
willow	173	24	1995	0	0	0.4	0.56	0	0	0	-0.49	0.09	0	0	16471.4	0
willow	174	24	1995	0	0	0.24	0.51	0.02	0	0	-0.35	0.09	0	0	16471.7	0
willow	175	24	1995	0	0	0.51	0.56	0	0	0	-0.61	0.09	0	0	16472.2	0
willow	176	24	1995	0	0	0.43	0.55	0.01	0	0	-0.53	0.09	0	0	16472.6	0
willow	177	24	1995	0.25	0	0.68	0.58	0	0	0	-0.52	0.09	0	0	16473.3	0
willow	178	24	1995	0	0	0.28	0.42	-0.02	0	0	-0.35	0.09	0	0	16473.6	-0.01
willow	179	24	1995	0	0	0.55	0.45	-0.01	0	0	-0.63	0.09	0	0	16474.1	-0.01
willow	180	24	1995	0	0	0.55	0.56	0.02	0	0	-0.65	0.09	0	0	16474.7	0
willow	181	24	1995	3.56	0	3.41	0.39	0.01	0	0	0.04	0.09	0	0	16478.1	0
willow	182	24	1995	21.59	0	5.51	1.38	0	0	0	16.01	0.09	0	0	16483.6	-0.03
willow	183	24	1995	0	0	5.3	3.99	-0.03	0	0	-5.36	0.09	0	0	16488.9	0
willow	184	24	1995	0	0	3.48	2.22	0	0	0	-3.56	0.09	0	0	16492.4	-0.01
willow	185	24	1995	0	0	1.51	0.78	0.01	0	0	-1.6	0.09	0	0	16493.9	-0.02
willow	186	24	1995	0	0	1.35	0.75	0.03	0	0	-1.46	0.09	0	0	16495.2	0
willow	187	24	1995	3.56	0	4.14	0.54	0	0	0	-0.7	0.09	0	0	16499.4	0.03
willow	188	24	1995	0	0	1.46	0.61	-0.01	0	0	-1.53	0.09	0	0	16500.8	0
willow	189	24	1995	0.25	0	1.12	0.26	-0.02	0	0	-0.93	0.09	0	0	16501.9	0
willow	190	24	1995	0	0	1.16	0.45	-0.01	0	0	-1.24	0.09	0	0	16503.1	-0.01
willow	191	24	1995	0.76	0	2.15	0.59	0.01	0	0	-1.48	0.09	0	0	16505.3	-0.01
willow	192	24	1995	0	0	1.27	0.54	0	0	0	-1.36	0.09	0	0	16506.5	0
willow	193	24	1995	0	0	1.31	0.67	0	0	0	-1.39	0.09	0	0	16507.8	-0.01
willow	194	24	1995	3.05	0	3.36	0.56	0.02	0	0	-0.42	0.09	0	0	16511.2	0
willow	195	24	1995	0	0	0.21	0.55	0.03	0	0	-0.32	0.09	0	0	16511.4	0
willow	196	24	1995	1.78	0	2.14	0.49	-0.01	0	0	-0.44	0.09	0	0	16513.5	-0.01
willow	197	24	1995	0.25	0	0.81	0.51	-0.01	0	0	-0.63	0.09	0	0	16514.3	-0.01
willow	198	24	1995	11.43	0	4.7	0.69	0.01	0	0	6.63	0.09	0	0	16519	0
willow	199	24	1995	0	0	1.57	0.68	-0.02	0	0	-1.64	0.09	0	0	16520.6	0
willow	200	24	1995	0	0	1.52	0.49	-0.01	0	0	-1.59	0.09	0	0	16522.1	-0.01
willow	201	24	1995	1.27	0	1.95	0.4	0	0	0	-0.82	0.09	0	0	16524.1	0.05
willow	202	24	1995	0.25	0	1.08	0.38	0	0	0	-0.93	0.09	0	0	16525.2	0.01
willow	203	24	1995	0	0	0.99	0.5	0	0	0	-1.07	0.09	0	0	16526.2	-0.01
willow	204	24	1995	0.25	0	0.93	0.44	0.01	0	0	-0.77	0.09	0	0	16527.1	0
willow	205	24	1995	1.78	0	2.4	0.29	0	0	0	-0.7	0.09	0	0	16529.5	0
willow	206	24	1995	0.51	0	1.27	0.47	0	0	0	-0.84	0.09	0	0	16530.8	-0.01
willow	207	24	1995	3.56	0	3.55	0.26	0.01	0	0	-0.1	0.09	0	0	16534.3	0
willow	208	24	1995	0	0	0.76	0.38	-0.01	0	0	-0.84	0.09	0	0	16535.1	-0.01
willow	209	24	1995	0	0	0.97	0.59	0	0	0	-1.05	0.09	0	0	16536	-0.01
willow	210	24	1995	0	0	1	0.53	0	0	0	-1.08	0.09	0	0	16537	-0.01
willow	211	24	1995	0	0	1.12	0.53	-0.03	0	0	-1.17	0.09	0	0	16538.2	-0.01
willow	212	24	1995	0	0	0.88	0.62	0	0	0	-0.95	0.09	0	0	16539	-0.01
willow	213	24	1995	0	0	0.29	0.53	0.02	0	0	-0.4	0.09	0	0	16539.3	0
willow	214	24	1995	0	0	-0.06	0.35	0.01	0	0	-0.04	0.09	0	0	16539.3	0
willow	215	24	1995	10.16	0	4.54	0.37	0.01	0	0	5.5	0.09	0	0	16543.8	0.03
willow	216	24	1995	0.76	0	1.84	0.35	0	0	0	-1.16	0.09	0	0	16545.6	0
willow	217	24	1995	8.64	1.49	2.79	0.04	-0.01	0	0	4.3	0.09	0	0	16548.4	-0.02
willow	218	24	1995	0	0	3.28	1.37	0	0	0	-1.87	0.09	0	0	16551.7	0
willow	219	24	1995	0	0	1.87	0.86	-0.02	0	0	-1.92	0.09	0	0	16553.6	-0.02
willow	220	24	1995	0	0	1.77	0.62	-0.01	0	0	-1.83	0.09	0	0	16555.3	-0.02
willow	221	24	1995	0	0	1.68	0.58	0	0	0	-1.75	0.09	0	0	16557	-0.01
willow	222	24	1995	0	0	0.86	0.43	0.02	0	0	-0.95	0.09	0	0	16557.9	-0.01
willow	223	24	1995	6.86	0	4.73	0.28	0.02	0	0	2.04	0.08	0	0	16562.6	-0.01
willow	224	24	1995	6.6	0	4.68	0.39	0	0	0	1.77	0.08	0	0	16567.3	0.06
willow	225	24	1995	0	0	1.79	0.68	-0.02	0	0	-1.83	0.08	0	0	16569.1	-0.02
willow	226	24	1995	0	0	1.01	0.53	0.02	0	0	-1.11	0.08	0	0	16570.1	0
willow	227	24	1995	42.67	0	6.74	2.66	0.02	0	0	35.85	0.08	0	0	16576.8	-0.02
willow	228	24	1995	0	0	5.88	5.1	-0.02	0	0	-5.91	0.08	0	0	16582.7	-0.03
willow	229	24	1995	0	0	5.83	5.25	-0.01	0	0	-5.89	0.08	0	0	16588.5	-0.02
willow	230	24	1995	0	0	5.95	5.29	0	0	0	-6.01	0.08	0	0	16594.5	-0.02
willow	231	24	1995	0	0	5.29	4.49	-0.01	0	0	-5.35	0.08	0	0	16599.7	-0.01
willow	232	24	1995	0	0	4.04	3.41	0	0	0	-4.11	0.08	0	0	16603.8	-0.02
willow	233	24	1995	0	0	3.45	2.59	0	0	0	-3.51	0.08	0	0	16607.2	-0.01
willow	234	24	1995	0	0	2.57	1.36	-0.02	0	0	-2.63	0.08	0	0	16609.8	0
willow	235	24	1995	0	0	1.98	1.16	0.01	0	0	-2.06	0.08	0	0	16611.8	0
willow	236	24	1995	0	0	1.61	0.78	0	0	0	-1.68	0.08	0	0	16613.4	-0.01
willow	237	24	1995	0	0	1.89	0.79	-0.01	0	0	-1.95	0.08	0	0	16615.3	-0.01
willow	238	24	1995	0	0	1.04	0.69	0.02	0	0	-1.14	0.08	0	0	16616.3	0

Attachment D-1
Honeywell
Wastebeds 9-15 SWSR Pre-Design Investigation
SHAW Output Data

RUN	DAY	HR	YR	PRECIP	precip INTRCP	ET	TRANSP	CANOPY chg in storage	SNOW chg in storage	RESIDUE chg in storage	SOIL chg in storage	PERC	RUNOFF	PONDED	Etcum	ERROR
willow	239	24	1995	0.25	0	0.81	0.34	0	0	0	-0.63	0.08	0	0	16617.1	-0.01
willow	240	24	1995	0	0	1.21	0.63	-0.01	0	0	-1.27	0.08	0	0	16618.3	-0.01
willow	241	24	1995	0	0	1.22	0.65	0.01	0	0	-1.31	0.08	0	0	16619.6	0
willow	242	24	1995	0	0	1.35	0.62	-0.03	0	0	-1.4	0.08	0	0	16620.9	-0.01
willow	243	24	1995	12.95	0	5.08	1.5	0.03	0	0	7.77	0.08	0	0	16626	0
willow	244	24	1995	3.56	0	4.34	0.73	0	0	0	-0.86	0.08	0	0	16630.3	0
willow	245	24	1995	0	0	1.55	0.63	-0.01	0	0	-1.61	0.08	0	0	16631.9	0
willow	246	24	1995	0	0	0.88	0.45	0	0	0	-0.96	0.08	0	0	16632.7	0
willow	247	24	1995	0	0	1.2	0.55	0.01	0	0	-1.29	0.08	0	0	16633.9	-0.01
willow	248	24	1995	0.25	0	1.51	0.52	0	0	0	-1.34	0.08	0	0	16635.5	0
willow	249	24	1995	0	0	1.25	0.47	0	0	0	-1.32	0.08	0	0	16636.7	-0.01
willow	250	24	1995	3.05	0	3.51	0.37	-0.01	0	0	-0.53	0.08	0	0	16640.2	0
willow	251	24	1995	0.76	0	1.22	0.13	-0.01	0	0	-0.52	0.08	0	0	16641.4	-0.01
willow	252	24	1995	14.99	0.97	2.54	0.02	0	0	0	11.39	0.08	0	0	16644	0
willow	253	24	1995	0	0	4.1	2.13	-0.02	0	0	-3.18	0.08	0	0	16648.1	0
willow	254	24	1995	0	0	2.79	2.1	0	0	0	-2.86	0.08	0	0	16650.9	-0.01
willow	255	24	1995	0	0	1.43	0.95	0.01	0	0	-1.52	0.08	0	0	16652.3	0
willow	256	24	1995	21.59	0	5.06	1.47	0.03	0	0	16.41	0.08	0	0	16657.4	0.01
willow	257	24	1995	1.52	0	3.15	1.45	-0.02	0	0	-1.67	0.08	0	0	16660.5	-0.01
willow	258	24	1995	0	0	3.7	2.63	-0.02	0	0	-3.74	0.08	0	0	16664.2	-0.01
willow	259	24	1995	0	0	3.06	2.69	0.01	0	0	-3.15	0.08	0	0	16667.3	0
willow	260	24	1995	2.54	0	2.92	0.76	0.01	0	0	-0.46	0.08	0	0	16670.2	-0.01
willow	261	24	1995	0	0	3.03	1.88	-0.02	0	0	-3.07	0.08	0	0	16673.2	-0.01
willow	262	24	1995	0	0	2.08	1.53	0.01	0	0	-2.16	0.08	0	0	16675.3	0
willow	263	24	1995	1.52	0	2.05	0.6	0.02	0	0	-0.64	0.08	0	0	16677.3	0.01
willow	264	24	1995	0	0	0.76	0.5	0	0	0	-0.83	0.08	0	0	16678.1	-0.01
willow	265	24	1995	11.18	0	3.76	0.51	-0.01	0	0	7.37	0.08	0	0	16681.9	-0.01
willow	266	24	1995	0.25	0	2.74	1.77	-0.02	0	0	-2.54	0.08	0	0	16684.6	-0.01
willow	267	24	1995	0	0	2.29	1.64	0	0	0	-2.37	0.07	0	0	16686.9	0
willow	268	24	1995	0	0	1.12	0.84	0.01	0	0	-1.2	0.07	0	0	16688	-0.01
willow	269	24	1995	3.05	0	3.32	0.58	0	0	0	-0.34	0.07	0	0	16691.3	-0.01
willow	270	24	1995	0	0	1.91	1.32	0	0	0	-1.97	0.07	0	0	16693.2	0
willow	271	24	1995	0	0	1.91	0.95	-0.01	0	0	-1.97	0.07	0	0	16695.1	0
willow	272	24	1995	0	0	1.73	0.97	0	0	0	-1.8	0.07	0	0	16696.9	0
willow	273	24	1995	0	0	1.51	0.78	0	0	0	-1.58	0.07	0	0	16698.4	-0.01
willow	274	24	1995	0	0	1.34	0.72	0.01	0	0	-1.42	0.07	0	0	16699.7	0
willow	275	24	1995	0	0	1.39	0.64	0.01	0	0	-1.47	0.07	0	0	16701.1	0
willow	276	24	1995	0.76	0	1.39	0.28	-0.01	0	0	-0.69	0.07	0	0	16702.5	-0.01
willow	277	24	1995	7.11	1.43	0.85	0.03	0.01	0	0	4.73	0.07	0	0	16703.4	0.01
willow	278	24	1995	26.42	0.34	2.37	0	0	0	0	25.07	0.07	0	0	16705.7	0
willow	279	24	1995	9.65	0	3.27	0.72	0.01	0	0	6.64	0.07	0	0	16709	0
willow	280	24	1995	5.33	0	2.89	0.36	0	0	0	2.39	0.07	0	0	16711.9	-0.01
willow	281	24	1995	0	0	2.04	1.24	-0.02	0	0	-2.08	0.07	0	0	16713.9	-0.01
willow	282	24	1995	0	0	1.59	1.02	0	0	0	-1.65	0.07	0	0	16715.5	-0.01
willow	283	24	1995	0	0	2.69	1.87	0	0	0	-2.75	0.07	0	0	16718.2	-0.01
willow	284	24	1995	0	0	2.39	1.66	0.01	0	0	-2.46	0.07	0	0	16720.6	-0.01
willow	285	24	1995	0	0	2.88	2.17	0	0	0	-2.95	0.07	0	0	16723.5	0
willow	286	24	1995	0	0	3.05	2.4	0	0	0	-3.13	0.07	0	0	16726.5	0
willow	287	24	1995	35.05	0	1.99	0.24	0	0	0	32.99	0.07	0	0	16728.5	0
willow	288	24	1995	0	0	2.53	1.19	-0.02	0	0	-2.57	0.07	0	0	16731	0
willow	289	24	1995	0.51	0	2.25	0.87	0	0	0	-1.78	0.07	0	0	16733.3	-0.02
willow	290	24	1995	0	0	2.12	1.01	0	0	0	-2.19	0.07	0	0	16735.4	0
willow	291	24	1995	0	0	2.84	2.1	0.01	0	0	-2.92	0.07	0	0	16738.3	0
willow	292	24	1995	0	0	2.06	1.11	0.01	0	0	-2.13	0.07	0	0	16740.3	0
willow	293	24	1995	0	0	2.34	1.23	0.01	0	0	-2.4	0.07	0	0	16742.6	-0.01
willow	294	24	1995	75.69	0	1.62	0.24	-0.01	0	0	74.01	0.07	0	0	16744.3	-0.01
willow	295	24	1995	0	0	2	0.71	-0.02	0	0	-2.05	0.07	0	0	16746.3	0
willow	296	24	1995	0	0	2.41	1.28	0	0	0	-2.51	0.07	0	0	16748.7	0.03
willow	297	24	1995	0.51	0	3.13	1.08	0	0	0	-2.68	0.07	0	0	16751.8	-0.01
willow	298	24	1995	0	0	1.76	0.33	0	0	0	-1.83	0.07	0	0	16753.6	0
willow	299	24	1995	0	0	1.81	0.49	0	0	0	-1.87	0.07	0	0	16755.4	-0.01
willow	300	24	1995	0	0	1.96	0.45	0	0	0	-2.03	0.07	0	0	16757.3	0
willow	301	24	1995	0.76	0	1.81	0.3	0	0	0	-1.11	0.07	0	0	16759.1	-0.01
willow	302	24	1995	4.57	0	1.89	0.08	-0.01	0	0	2.62	0.07	0	0	16761	0
willow	303	24	1995	0	0	1.11	0.08	0	0	0	-1.21	0.07	0	0	16762.2	0.03
willow	304	24	1995	0.51	0	0.65	0	0	0	0	-0.22	0.07	0	0	16762.8	0
willow	305	24	1995	0.25	0	0.53	0	0	0	0	-0.35	0.07	0	0	16763.3	0
willow	306	24	1995	4.06	0	1.2	0	0	0	0	2.8	0.07	0	0	16764.5	0
willow	307	24	1995	12.19	0	1.89	0	0	0	0	10.24	0.06	0	0	16766.4	0
willow	308	24	1995	2.54	0	3.4	0	0	0	0	-0.93	0.06	0	0	16769.8	0
willow	309	24	1995	0	0	3	0	0	0	0	-3.06	0.06	0	0	16772.8	0
willow	310	24	1995	0	0	1.33	0	0	0	0	-1.39	0.06	0	0	16774.1	0
willow	311	24	1995	8.64	0	1.38	0	0	0	0	7.19	0.06	0	0	16775.5	0
willow	312	24	1995	18.8	0	1.14	0	0	0	0	17.59	0.06	0	0	16776.7	0
willow	313	24	1995	8.89	0	0.96	0	0	8.88	0	-1.01	0.06	0	0	16777.6	0
willow	314	24	1995	0.51	0	0.16	0	0	-1.95	0	2.24	0.06	0	0	16777.8	0
willow	315	24	1995	11.68	0	1.06	0	0	-6.93	0	17.56	0.06	0	0	16778.8	-0.06
willow	316	24	1995	6.35	0	1.46	0	0	5.94	0	-1.11	0.06	0	0	16780.3	0
willow	317	24	1995	6.35	0	0.09	0	0	6.35	0	-0.15	0.06	0	0	16780.4	0
willow	318	24	1995	24.13	0	0.08	0	0	-0.06	0	24.05	0.06	0	0	16780.5	0
willow	319	24	1995	12.45	0	0.19	0	0	-1.21	0	13.41	0.06	0	0	16780.7	0
willow	320	24	1995	0	0	0.46	0	0	-0.55	0	0.02	0.06	0	0	16781.1	0
willow	321	24	1995	0	0	0.05	0	0	-0.46	0	0.35	0.06	0	0	16781.2	0
willow	322	24	1995	3.81	0	0.06	0	0	3.5	0	0.2	0.06	0	0	16781.2	0
willow	323	24	1995	0.51	0	0	0	0	-0.71	0	1.16	0.06	0	0	16781.2	0
willow	324	24	1995	0	0	0.05	0	0	-2.46	0	2.35	0.06	0	0	16781.3	0
willow	325	24	1995	0	0	0.14	0	0	-5.9	0	5.7	0.06	0	0	16781.4	0
willow	326	24	1995	0	0	0.72	0	0	-1.05	0	0.27	0.06	0	0	16782.1	0
willow	327	24	1995	0.51	0	0.86	0	0	-0.87	0	0.46	0.06	0	0	16783	0
willow	328	24	1995	0	0	0.61	0	0	-0.01	0	-0.66	0.06	0	0	16783.6	0
willow	329	24	1995	0	0	0.64	0	0	-0.11	0	-0.59	0.06	0	0	16784.2	0
willow	330	24	1995	1.02	0	0.06	0	0	-0.79	0	1.68	0.06	0	0	16784.3	0
willow	331	24	1995	0	0	-0.02	0	0	-1.59	0	1.55	0.06	0	0	16784.3	0
willow	332	24	1995	0	0	0.69	0	0	0	0	-0.75	0.06	0	0	16785	0
willow	333	24	1995	0	0	1.8	0	0	0	0	-1.86	0.06	0	0	16786.8	0
willow	334	24	1995	0	0	0.51	0	0	0	0	-0.57	0.06	0	0	16787.3	0
willow	335	24	1995	6.6	0	0.22	0	0	0	0	6.32	0.06	0	0	16787.5	0
willow	336	24	1995	0	0	2.67	0	0	0	0	-2.73	0.06	0	0	16790.2	0
willow	337	24	1995	3.81	0	0.38	0	0	0	0	3.37	0.06	0	0	16790.6	0
willow	338	24	1995	0.51	0	1.29	0	0	0	0	-0.84	0.06	0	0	16791.9	0
willow	339	24	1995	1.52	0	0.66	0	0	1.46	0	-0.65	0.06	0	0	16792.5	0
willow	340	24	1995	0	0	0.82	0	0	-0.64	0	-0.24	0.06	0	0	16793.3	0
willow	341	24	1995	0	0	2.2	0	0	-0.82	0	-1.89	0.06	0	0.45	16795.5	0

Attachment D-1
Honeywell
Wastebeds 9-15 SWSR Pre-Design Investigation
SHAW Output Data

RUN	DAY	HR	YR	PRECIP	precip INTRCP	ET	TRANSP	CANOPY chg in storage	SNOW chg in storage	RESIDUE chg in storage	SOIL chg in storage	PERC	RUNOFF	PONDED	Etcum	ERROR
willow	342	24	1995	1.78	0	0.02	0	0	2.38	0	-0.24	0.06	0	0	16795.6	0
willow	343	24	1995	1.52	0	0.27	0	0	1.41	0	-0.21	0.06	0	0	16795.8	0
willow	344	24	1995	0	0	0.35	0	0	-0.08	0	-0.32	0.06	0	0	16796.2	0
willow	345	24	1995	3.3	0	0.43	0	0	3.05	0	-0.23	0.06	0	0	16796.6	0
willow	346	24	1995	0.51	0	0.34	0	0	0.32	0	-0.2	0.06	0	0	16796.9	0
willow	347	24	1995	0	0	-0.06	0	0	0.29	0	-0.29	0.06	0	0	16796.9	0
willow	348	24	1995	9.65	0	0.15	0	0	9.6	0	-0.16	0.06	0	0	16797	0
willow	349	24	1995	0.51	0	-0.03	0	0	0.43	0	0.05	0.06	0	0	16797	0
willow	350	24	1995	1.02	0	-0.01	0	0	0.09	0	0.88	0.06	0	0	16797	0
willow	351	24	1995	0	0	0.12	0	0	-0.06	0	-0.12	0.06	0	0	16797.1	0
willow	352	24	1995	0	0	-0.02	0	0	0.22	0	-0.26	0.06	0	0	16797.1	0
willow	353	24	1995	7.37	0	-0.04	0	0	7.55	0	-0.2	0.06	0	0	16797.1	0
willow	354	24	1995	3.81	0	0	0	0	3.86	0	-0.11	0.06	0	0	16797.1	0
willow	355	24	1995	1.52	0	0.05	0	0	1.51	0	-0.09	0.06	0	0	16797.1	0
willow	356	24	1995	0.76	0	-0.16	0	0	0.96	0	-0.09	0.06	0	0	16796.9	0
willow	357	24	1995	1.02	0	0	0	0	1.06	0	-0.09	0.06	0	0	16796.9	0
willow	358	24	1995	2.03	0	0.03	0	0	2.04	0	-0.11	0.06	0	0	16797	0
willow	359	24	1995	1.02	0	-0.03	0	0	1.09	0	-0.1	0.06	0	0	16797	0
willow	360	24	1995	2.54	0	0.08	0	0	2.51	0	-0.11	0.06	0	0	16797	0
willow	361	24	1995	0.51	0	0.04	0	0	0.53	0	-0.12	0.06	0	0	16797.1	0
willow	362	24	1995	0.76	0	0.05	0	0	0.77	0	-0.12	0.06	0	0	16797.1	0
willow	363	24	1995	0	0	0.26	0	0	-0.22	0	-0.11	0.06	0	0	16797.4	0
willow	364	24	1995	0	0	0.05	0	0	0.01	0	-0.12	0.06	0	0	16797.4	0
willow	365	24	1995	0	0	0.04	0	0	-0.02	0	-0.08	0.06	0	0	16797.5	0
willow	1	24	1996	2.29	0	0.01	0	0	2.31	0	-0.1	0.06	0	0	16797.5	0
willow	2	24	1996	1.27	0	0.06	0	0	1.28	0	-0.13	0.06	0	0	16797.5	0
willow	3	24	1996	16.76	0	-0.05	0	0	16.9	0	-0.15	0.06	0	0	16797.5	0
willow	4	24	1996	0	0	-0.05	0	0	0.09	0	-0.1	0.07	0	0	16797.4	0
willow	5	24	1996	1.27	0	0.01	0	0	1.29	0	-0.1	0.07	0	0	16797.4	0
willow	6	24	1996	0	0	-0.01	0	0	0.06	0	-0.11	0.07	0	0	16797.4	0
willow	7	24	1996	0	0	-0.03	0	0	0.08	0	-0.12	0.07	0	0	16797.4	0
willow	8	24	1996	0	0	-0.03	0	0	0.08	0	-0.12	0.07	0	0	16797.4	0
willow	9	24	1996	3.3	0	0.11	0	0	3.23	0	-0.11	0.07	0	0	16797.5	0
willow	10	24	1996	3.05	0	-0.02	0	0	3.11	0	-0.1	0.07	0	0	16797.5	0
willow	11	24	1996	0	0	-0.03	0	0	0.07	0	-0.11	0.07	0	0	16797.4	0
willow	12	24	1996	0.25	0	0.05	0	0	0.25	0	-0.12	0.07	0	0	16797.5	0
willow	13	24	1996	0.25	0	0.17	0	0	0.11	0	-0.1	0.07	0	0	16797.7	0
willow	14	24	1996	0	0	-0.11	0	0	0.12	0	-0.09	0.07	0	0	16797.6	0
willow	15	24	1996	0.25	0	0.14	0	0	0.17	0	-0.12	0.07	0	0	16797.7	0
willow	16	24	1996	0	0	0.29	0	0	-0.23	0	-0.14	0.07	0	0	16798	0
willow	17	24	1996	1.78	0	-0.39	0	0	-6.26	0	-0.02	0.07	8.38	0	16797.6	0
willow	18	24	1996	0	0	-1.4	0	0	-31.86	0	-0.02	0.08	33.2	0	16796.2	0
willow	19	24	1996	29.21	0	-0.38	0	0	-30.07	0	0.38	0.08	59.2	0	16795.8	0
willow	20	24	1996	0	0	2.47	0	0	0	0	-2.54	0.08	0	0	16798.3	0
willow	21	24	1996	0.51	0	0.72	0	0	0	0	-0.79	0.08	0	0.5	16799	0
willow	22	24	1996	0	0	0.93	0	0	0	0	-0.51	0.08	0	0	16799.9	0
willow	23	24	1996	2.03	0	0.22	0	0	0	0	-0.3	0.08	2.03	0	16800.2	0
willow	24	24	1996	12.45	0	0.23	0	0	0	0	-0.3	0.08	12.44	0	16800.4	0
willow	25	24	1996	0.25	0	3.01	0	0	0	0	-3.09	0.08	0	0.25	16803.4	0
willow	26	24	1996	2.54	0	0.31	0	0	2.68	0	-0.27	0.08	0	0	16803.7	0
willow	27	24	1996	5.33	0	0.81	0	0	-2.68	0	6.32	0.08	0.8	0	16804.5	0
willow	28	24	1996	1.27	0	1.43	0	0	1.23	0	-1.47	0.08	0	0	16806	0
willow	29	24	1996	0.51	0	0.41	0	0	0.38	0	-0.37	0.08	0	0	16806.4	0
willow	30	24	1996	0	0	0.51	0	0	-0.11	0	-0.49	0.08	0	0	16806.9	0
willow	31	24	1996	0.51	0	0.31	0	0	0.57	0	-0.46	0.08	0	0	16807.2	0
willow	32	24	1996	0	0	0.12	0	0	0.21	0	-0.41	0.08	0	0	16807.3	0
willow	33	24	1996	0	0	0.52	0	0	-0.22	0	-0.38	0.08	0	0	16807.8	0
willow	34	24	1996	0	0	0.14	0	0	0.12	0	-0.34	0.08	0	0	16808	0
willow	35	24	1996	0	0	0.22	0	0	-0.04	0	-0.27	0.08	0	0	16808.2	0
willow	36	24	1996	0	0	0.35	0	0	-0.15	0	-0.28	0.09	0	0	16808.5	0
willow	37	24	1996	0.25	0	0.36	0	0	0.03	0	-0.21	0.09	0	0	16808.9	0
willow	38	24	1996	0	0	0.28	0	0	-0.2	0	-0.17	0.09	0	0	16809.2	0
willow	39	24	1996	5.59	0	0.06	0	0	-1.81	0	7.26	0.09	0	0	16809.2	0
willow	40	24	1996	1.78	0	0.77	0	0	0	0	0.92	0.09	0	0	16810	0
willow	41	24	1996	0.51	0	1.18	0	0	0	0	-0.76	0.09	0	0	16811.2	0
willow	42	24	1996	2.03	0	1.23	0	0	0	0	0.71	0.09	0	0	16812.4	0
willow	43	24	1996	1.27	0	0.83	0	0	1.15	0	-0.8	0.09	0	0	16813.2	0
willow	44	24	1996	1.27	0	0.17	0	0	1.36	0	-0.35	0.09	0	0	16813.4	0
willow	45	24	1996	0.51	0	0	0	0	0.72	0	-0.3	0.09	0	0	16813.4	0
willow	46	24	1996	0	0	-0.03	0	0	0.29	0	-0.35	0.09	0	0	16813.4	0
willow	47	24	1996	0	0	0.04	0	0	0.16	0	-0.29	0.09	0	0	16813.4	0
willow	48	24	1996	0	0	0.15	0	0	0.04	0	-0.28	0.09	0	0	16813.6	0
willow	49	24	1996	1.52	0	0.28	0	0	1.38	0	-0.23	0.09	0	0	16813.8	0
willow	50	24	1996	0	0	0.31	0	0	-0.23	0	-0.17	0.09	0	0	16814.2	0
willow	51	24	1996	0.76	0	-0.49	0	0	-4.88	0	6.04	0.09	0	0	16813.7	0
willow	52	24	1996	2.54	0	0.22	0	0	0	0	2.23	0.09	0	0	16813.9	0
willow	53	24	1996	0.76	0	0.33	0	0	0	0	0.34	0.09	0	0	16814.2	0
willow	54	24	1996	0	0	0.4	0	0	0	0	-0.5	0.09	0	0	16814.6	0
willow	55	24	1996	2.54	0	3.46	0	0	0	0	-1.02	0.09	0	0	16818.1	0
willow	56	24	1996	0	0	7.08	0	0	0	0	-7.17	0.09	0	0	16825.2	0
willow	57	24	1996	0	0	2.34	0	0	0	0	-2.44	0.09	0	0	16827.5	0
willow	58	24	1996	2.54	0	0.26	0	0	2.12	0	0.07	0.09	0	0	16827.8	0
willow	59	24	1996	7.37	0	0.29	0	0	4.08	0	2.9	0.09	0	0	16828	0
willow	60	24	1996	0.51	0	0.6	0	0	0.21	0	-0.4	0.09	0	0	16828.7	0
willow	61	24	1996	0	0	0.37	0	0	-0.16	0	-0.31	0.09	0	0	16829	0
willow	62	24	1996	1.52	0	0.23	0	0	-1.34	0	2.54	0.09	0	0	16829.3	0
willow	63	24	1996	2.03	0	1.21	0	0	1.02	0	-0.29	0.1	0	0	16830.5	0
willow	64	24	1996	0	0	0.89	0	0	-0.67	0	-0.32	0.1	0	0	16831.4	0
willow	65	24	1996	13.72	0	0.06	0	0	13.71	0	-0.15	0.1	0	0	16831.4	0
willow	66	24	1996	0.25	0	0.13	0	0	0.18	0	-0.15	0.1	0	0	16831.5	0
willow	67	24	1996	6.35	0	0.08	0	0	6.35	0	-0.18	0.1	0	0	16831.6	0
willow	68	24	1996	3.56	0	0.12	0	0	3.48	0	-0.14	0.1	0	0	16831.8	0
willow	69	24	1996	2.54	0	0.13	0	0	2.45	0	-0.14	0.1	0	0	16831.9	0
willow	70	24	1996	0	0	0.1	0	0	-0.08	0	-0.12	0.1	0	0	16832	0
willow	71	24	1996	0	0	0.01	0	0	0.04	0	-0.15	0.1	0	0	16832	0
willow	72	24	1996	0	0	0.01	0	0	0.05	0	-0.16	0.1	0	0	16832	0
willow	73	24	1996	0	0	0.1	0	0	-0.31	0	0.12	0.1	0	0	16832.1	0
willow	74	24	1996	1.02	0	0.17	0	0	-8.45	0	9.2	0.1	0	0	16832.3	0
willow	75	24	1996	0	0	-0.03	0	0	-6.72	0	6.65	0.1	0	0	16832.3	0
willow	76	24	1996	0	0	0.62	0	0	-0.93	0	0.22	0.1	0	0	16832.9	0
willow	77	24	1996	0	0	0.15	0	0	-4.05	0	3.8	0.1	0	0	16833	0
willow	78	24	1996	0	0	0.07	0	0	-7.52	0	4.3	0.1	3.05	0	16833.1	0
willow	79	24	1996	0	0	1.25	0	0	-3.45	0	-0.64	0.1	2.74	0	16834.4	0

Attachment D-1
Honeywell
Wastebeds 9-15 SWSR Pre-Design Investigation
SHAW Output Data

RUN	DAY	HR	YR	PRECIP	precip INTRCP	ET	TRANSP	CANOPY chg in storage	SNOW chg in storage	RESIDUE chg in storage	SOIL chg in storage	PERC	RUNOFF	PONDED	Etcum	ERROR
willow	80	24	1996	3.3	0	1.71	0	0	0	0	1.17	0.1	0.32	0	16836.1	0
willow	81	24	1996	4.06	0	0.36	0	0	2.31	0	1.29	0.1	0	0	16836.4	0
willow	82	24	1996	0.76	0	0.78	0	0	0.39	0	-0.5	0.1	0	0	16837.2	0
willow	83	24	1996	0.51	0	0.81	0	0	0.09	0	-0.49	0.1	0	0	16838	0
willow	84	24	1996	0	0	0.38	0	0	-1.67	0	0.04	0.1	1.16	0	16838.4	0
willow	85	24	1996	4.57	0	2.23	0	0	-1.12	0	-2.09	0.1	5.46	0	16840.6	0
willow	86	24	1996	0	0	5.18	0	0	0	0	-5.28	0.1	0	0	16845.8	0
willow	87	24	1996	0	0	3.84	0	0	0	0	-3.94	0.1	0	0	16849.7	0
willow	88	24	1996	0	0	1.53	0	0	0	0	-1.63	0.1	0	0	16851.2	0
willow	89	24	1996	0	0	0.78	0	0	0	0	-0.88	0.1	0	0	16852	0
willow	90	24	1996	0	0	2.95	0	0	0	0	-3.04	0.1	0	0	16854.9	0
willow	91	24	1996	0	0	2.96	0	0	0	0	-3.06	0.1	0	0	16857.9	0
willow	92	24	1996	4.06	0	1.23	0	0	0	0	2.74	0.1	0	0	16859.1	0
willow	93	24	1996	0	0	3.64	0	0	0	0	-3.73	0.1	0	0	16862.8	-0.01
willow	94	24	1996	0	0	2.48	0	0	0	0	-2.57	0.1	0	0	16865.2	0
willow	95	24	1996	0	0	2.07	0	0	0	0	-2.16	0.1	0	0	16867.3	0
willow	96	24	1996	0	0	3.16	0	0	0	0	-3.26	0.1	0	0	16870.5	0
willow	97	24	1996	0	0	2.73	0	0	0	0	-2.83	0.1	0	0	16873.2	0
willow	98	24	1996	8.89	0	0.36	0	0	0	0	8.43	0.1	0	0	16873.6	0
willow	99	24	1996	0.25	0	2.08	0	0	0	0	-1.91	0.1	0	0	16875.6	-0.01
willow	100	24	1996	0	0	2.46	0	0	0	0	-2.56	0.1	0	0	16878.1	0
willow	101	24	1996	0	0	2.57	0	0	0	0	-2.67	0.1	0	0	16880.7	0
willow	102	24	1996	0.51	0	4.14	0	0	0	0	-3.72	0.1	0	0	16884.8	0
willow	103	24	1996	2.03	0	1.03	0	0	0	0	0.91	0.09	0	0	16885.8	0
willow	104	24	1996	19.05	0	1.96	0	0	0	0	16.99	0.09	0	0	16887.8	0
willow	105	24	1996	4.32	0	1.4	0	0	0	0	2.82	0.09	0	0	16889.2	0
willow	106	24	1996	1.78	0	4.74	0	0	0	0	-3.06	0.09	0	0	16893.9	0
willow	107	24	1996	10.67	0	1.55	0	0	0	0	9.02	0.09	0	0	16895.5	0
willow	108	24	1996	2.03	0	3.74	0	0	0	0	-1.8	0.09	0	0	16899.2	0
willow	109	24	1996	0	0	5.12	0	0	0	0	-5.21	0.09	0	0	16904.4	0
willow	110	24	1996	0	0	3.36	0	0	0	0	-3.45	0.09	0	0	16907.7	0
willow	111	24	1996	3.05	0	4.09	0	0	0	0	-1.13	0.09	0	0	16911.8	0
willow	112	24	1996	0	0	4.03	0	0	0	0	-4.12	0.09	0	0	16915.8	0
willow	113	24	1996	6.6	0	3.48	0	0	0	0	3.03	0.09	0	0	16919.3	0
willow	114	24	1996	10.41	0	1.32	0	0	0	0	9	0.09	0	0	16920.6	0
willow	115	24	1996	4.06	0	4.78	0	0	0	0	-0.81	0.09	0	0	16925.4	0
willow	116	24	1996	0	0	4.18	0	0	0	0	-4.28	0.09	0	0	16929.6	0
willow	117	24	1996	6.6	0	2.88	0	0	0	0	3.63	0.09	0	0	16932.5	0
willow	118	24	1996	0	0	5.16	0	0	0	0	-5.25	0.09	0	0	16937.6	0
willow	119	24	1996	0	0	4.67	0	0	0	0	-4.76	0.09	0	0	16942.3	0
willow	120	24	1996	7.37	0	1.98	0	0	0	0	5.29	0.09	0	0	16944.3	0
willow	121	24	1996	17.02	0	2.68	0.05	0	0	0	14.24	0.09	0	0	16947	0
willow	122	24	1996	0	0	5.76	0.26	0	0	0	-5.85	0.09	0	0	16952.7	0
willow	123	24	1996	0	0	4.68	0.45	0	0	0	-4.76	0.09	0	0	16957.4	-0.01
willow	124	24	1996	0.76	0	1.93	0.36	0	0	0	-1.25	0.09	0	0	16959.3	-0.01
willow	125	24	1996	5.59	0.12	1.04	0.02	0	0	0	4.34	0.09	0	0	16960.4	-0.01
willow	126	24	1996	0	0	3.22	0.81	0	0	0	-3.18	0.09	0	0	16963.6	-0.02
willow	127	24	1996	3.56	0	3.33	0.49	0	0	0	0.14	0.09	0	0	16966.9	-0.01
willow	128	24	1996	0	0	4.81	1.57	0	0	0	-4.88	0.09	0	0	16971.7	-0.02
willow	129	24	1996	0	0	3.74	1.57	0	0	0	-3.83	0.1	0	0	16975.5	-0.01
willow	130	24	1996	7.37	0	2.09	0.21	0	0	0	5.19	0.1	0	0	16977.5	-0.01
willow	131	24	1996	13.46	0	3.28	1.14	0	0	0	10.1	0.1	0	0	16980.8	-0.01
willow	132	24	1996	18.03	0	2.2	0.15	0	0	0	15.76	0.1	0	0	16983	-0.02
willow	133	24	1996	10.67	0	2.76	0.11	0	0	0	7.83	0.1	0	0	16985.8	-0.02
willow	134	24	1996	0	0	3.97	1.89	0	0	0	-4.05	0.1	0	0	16989.7	-0.02
willow	135	24	1996	0	0	4.11	2.38	0	0	0	-4.2	0.1	0	0	16993.9	-0.01
willow	136	24	1996	0	0	5.22	3.26	0	0	0	-5.31	0.1	0	0	16999.1	-0.01
willow	137	24	1996	0	0	1.66	1.16	0	0	0	-1.76	0.1	0	0	17000.7	0
willow	138	24	1996	0	0	4.11	3.01	0	0	0	-4.2	0.1	0	0	17004.8	-0.01
willow	139	24	1996	1.02	0	4.72	2.9	0	0	0	-3.81	0.1	0	0	17009.6	0
willow	140	24	1996	0	0	5.15	4.18	0	0	0	-5.24	0.1	0	0	17014.7	-0.01
willow	141	24	1996	0	0	6.07	4.92	0	0	0	-6.15	0.1	0	0	17020.8	-0.02
willow	142	24	1996	9.65	0	4.04	0.6	0	0	0	5.53	0.1	0	0	17024.8	-0.02
willow	143	24	1996	0	0	5.7	4.18	0	0	0	-5.79	0.11	0	0	17030.5	-0.02
willow	144	24	1996	6.6	0	4.63	1.17	0	0	0	1.88	0.11	0	0	17035.2	-0.01
willow	145	24	1996	0	0	5.21	3.56	0	0	0	-5.3	0.11	0	0	17040.4	-0.01
willow	146	24	1996	0	0	5.08	3.86	0	0	0	-5.17	0.11	0	0	17045.4	-0.01
willow	147	24	1996	0	0	4.86	4.01	0	0	0	-4.96	0.11	0	0	17050.3	-0.01
willow	148	24	1996	0	0	5.11	4.35	0	0	0	-5.21	0.11	0	0	17055.4	-0.02
willow	149	24	1996	0	0	4.96	4.13	0	0	0	-5.06	0.11	0	0	17060.4	-0.01
willow	150	24	1996	0	0	4.92	3.85	0	0	0	-5.02	0.11	0	0	17065.3	-0.01
willow	151	24	1996	0	0	5.32	4.18	0	0	0	-5.42	0.12	0	0	17070.6	-0.01
willow	152	24	1996	0	0	5.84	4.91	0	0	0	-5.94	0.12	0	0	17076.4	-0.01
willow	153	24	1996	0	0	5.46	4.76	0	0	0	-5.57	0.12	0	0	17081.9	-0.01
willow	154	24	1996	0	0	6.3	5.48	0	0	0	-6.4	0.12	0	0	17088.2	-0.02
willow	155	24	1996	0	0	5.47	4.65	0	0	0	-5.58	0.12	0	0	17093.7	-0.01
willow	156	24	1996	10.41	0	5.63	1.37	0	0	0	4.68	0.12	0	0	17099.3	-0.02
willow	157	24	1996	0	0	5.29	4.21	0	0	0	-5.39	0.12	0	0	17104.6	-0.02
willow	158	24	1996	2.29	0	5.67	3.14	0	0	0	-3.49	0.13	0	0	17110.3	-0.02
willow	159	24	1996	13.97	0	5.06	0.92	0	0	0	8.78	0.13	0	0	17115.3	-0.01
willow	160	24	1996	0.51	0	3.56	2.96	0	0	0	-3.17	0.13	0	0	17118.9	-0.01
willow	161	24	1996	10.16	0.17	4.29	0.37	0	0	0	5.58	0.13	0	0	17123.2	-0.02
willow	162	24	1996	4.06	0	5.28	1.38	0	0	0	-1.17	0.13	0	0	17128.5	-0.01
willow	163	24	1996	0.25	0	5.47	4.86	0	0	0	-5.33	0.13	0	0	17133.9	-0.02
willow	164	24	1996	0	0	5.08	4.59	0	0	0	-5.21	0.14	0	0	17139	-0.01
willow	165	24	1996	0.51	0	4.59	3.63	0	0	0	-4.19	0.14	0	0	17143.6	-0.03
willow	166	24	1996	0	0	4.88	4.36	0	0	0	-5	0.14	0	0	17148.5	-0.02
willow	167	24	1996	0	0	5.48	4.77	0	0	0	-5.59	0.14	0	0	17154	-0.03
willow	168	24	1996	0	0	4.51	3.92	0	0	0	-4.65	0.14	0	0	17158.5	-0.01
willow	169	24	1996	0	0	4.28	3.58	0	0	0	-4.4	0.14	0	0	17162.8	-0.03
willow	170	24	1996	0	0	3.27	2.68	0	0	0	-3.4	0.15	0	0	17166	-0.01
willow	171	24	1996	20.07	0.69	4.16	0.28	0	0	0	15.07	0.15	0	0	17170.2	-0.01
willow	172	24	1996	0	0	4.05	3.01	0	0	0	-3.5	0.15	0	0	17174.2	-0.01
willow	173	24	1996	0.25	0	4.37	3.75	0	0	0	-4.25	0.15	0	0	17178.6	-0.02
willow	174	24	1996	0.51	0	4.56	3.74	0	0	0	-4.18	0.15	0	0	17183.2	-0.02
willow	175	24	1996	0	0	3.42	3	0	0	0	-3.56	0.15	0	0	17186.6	-0.01
willow	176	24	1996	1.78	0	4.03	2.06	0	0	0	-2.4	0.15	0	0	17190.6	-0.01
willow	177	24	1996	0.76	0	3.26	2.1	0	0	0	-2.63	0.15	0	0	17193.9	-0.02
willow	178	24	1996	0	0	3.58	2.64	0	0	0	-3.71	0.16	0	0	17197.4	-0.02
willow	179	24	1996	8.38	0	5.64	0.81	0	0	0	2.59	0.16	0	0	17203.1	-0.01
willow	180	24	1996	3.05	0	5.09	1.99	0	0	0	-2.19	0.16	0	0	17208.2	-0.01
willow	181	24	1996	0.25	0	3.46	2.62	0	0	0	-3.36	0.16	0	0	17211.6	-0.01
willow	182	24	1996	0.25	0	2.38	1.98	0.01	0	0	-2.29	0.16	0	0	17214	0.01

Attachment D-1
Honeywell
Wastebeds 9-15 SWSR Pre-Design Investigation
SHAW Output Data

RUN	DAY	HR	YR	PRECIP	precip INTRCP	ET	TRANSP	CANOPY chg in storage	SNOW chg in storage	RESIDUE chg in storage	SOIL chg in storage	PERC	RUNOFF	PONDED	Etcum	ERROR
willow	183	24	1996	0	0	2.91	2.04	-0.01	0	0	-3.05	0.16	0	0	17216.9	-0.01
willow	184	24	1996	4.32	0	5.26	0.95	0	0	0	-1.14	0.16	0	0	17222.2	0.04
willow	185	24	1996	14.99	1.55	3.52	0.15	0	0	0	9.75	0.16	0	0	17225.7	0
willow	186	24	1996	11.18	1.41	4.33	0	0	0	0	6.83	0.16	0	0	17230	0
willow	187	24	1996	0	0	6.43	4.49	0	0	0	-5.18	0.16	0	0	17236.5	0
willow	188	24	1996	0	0	4.06	3.84	0	0	0	-4.22	0.16	0	0	17240.5	0
willow	189	24	1996	0.51	0	4.75	3.94	0	0	0	-4.4	0.16	0	0	17245.3	-0.02
willow	190	24	1996	0.25	0	3.8	2.93	0	0	0	-3.69	0.17	0	0	17249.1	-0.02
willow	191	24	1996	0	0	2.67	2.01	0	0	0	-2.81	0.17	0	0	17251.8	-0.02
willow	192	24	1996	0	0	2.43	1.57	0	0	0	-2.57	0.17	0	0	17254.2	-0.02
willow	193	24	1996	0	0	2.18	1.62	0	0	0	-2.33	0.17	0	0	17256.4	-0.01
willow	194	24	1996	0	0	1.78	1.33	0	0	0	-1.94	0.17	0	0	17258.1	0
willow	195	24	1996	0	0	1.65	1.02	0	0	0	-1.82	0.17	0	0	17259.8	0
willow	196	24	1996	0	0	1.66	1.2	0	0	0	-1.8	0.17	0	0	17261.4	-0.02
willow	197	24	1996	26.67	0	6.22	1.06	0	0	0	20.28	0.17	0	0	17267.7	0
willow	198	24	1996	0	0	5.77	5.27	-0.01	0	0	-5.89	0.17	0	0	17273.4	-0.04
willow	199	24	1996	0	0	4.96	4.51	0	0	0	-5.12	0.17	0	0	17278.4	-0.01
willow	200	24	1996	0	0	3.52	3.25	0	0	0	-3.68	0.17	0	0	17281.9	-0.01
willow	201	24	1996	28.45	0.23	5.11	0.16	0	0	0	22.96	0.17	0	0	17287	-0.01
willow	202	24	1996	0	0	6.84	5.82	-0.01	0	0	-6.74	0.17	0	0	17293.9	-0.02
willow	203	24	1996	0	0	6.12	5.57	0	0	0	-6.28	0.17	0	0	17300	-0.01
willow	204	24	1996	0	0	5.04	4.81	0	0	0	-5.21	0.17	0	0	17305	0
willow	205	24	1996	0	0	3.72	3.5	0	0	0	-3.88	0.17	0	0	17308.7	-0.01
willow	206	24	1996	0	0	3.29	3.07	0	0	0	-3.44	0.17	0	0	17312	-0.01
willow	207	24	1996	1.27	0	3.05	1.68	0	0	0	-1.93	0.17	0	0	17315.1	-0.01
willow	208	24	1996	0	0	2.63	2.07	0	0	0	-2.77	0.17	0	0	17317.7	-0.02
willow	209	24	1996	0.25	0	2.45	1.46	0	0	0	-2.34	0.17	0	0	17320.2	-0.02
willow	210	24	1996	0	0	1.86	1.39	0	0	0	-2.01	0.17	0	0	17322	-0.01
willow	211	24	1996	0	0	1.13	0.84	0	0	0	-1.29	0.17	0	0	17323.2	0
willow	212	24	1996	4.32	0	4.66	0.41	0	0	0	-0.52	0.16	0	0	17327.8	0.01
willow	213	24	1996	15.49	1.41	3.76	0.11	0	0	0	10.16	0.16	0	0	17331.6	0
willow	214	24	1996	1.02	0	4.54	1.94	0	0	0	-2.26	0.16	0	0	17336.1	-0.02
willow	215	24	1996	0	0	3.28	3.1	0	0	0	-3.42	0.16	0	0	17339.4	-0.02
willow	216	24	1996	0	0	2.32	2.12	0	0	0	-2.47	0.16	0	0	17341.7	-0.01
willow	217	24	1996	0	0	2.14	1.83	0	0	0	-2.27	0.16	0	0	17343.9	-0.03
willow	218	24	1996	0	0	1.76	1.47	0	0	0	-1.91	0.16	0	0	17345.6	-0.02
willow	219	24	1996	0	0	1.61	1.3	0	0	0	-1.76	0.16	0	0	17347.2	-0.02
willow	220	24	1996	0	0	1.58	1.19	0	0	0	-1.73	0.16	0	0	17348.8	-0.01
willow	221	24	1996	18.03	0.64	4.62	0.1	0	0	0	12.61	0.16	0	0	17353.4	-0.01
willow	222	24	1996	10.41	0	6.05	0.13	-0.01	0	0	4.85	0.16	0	0	17359.5	0
willow	223	24	1996	0	0	4.57	4	-0.01	0	0	-4.69	0.16	0	0	17364.1	-0.03
willow	224	24	1996	0	0	4.01	3.77	0	0	0	-4.15	0.16	0	0	17368.1	-0.02
willow	225	24	1996	0	0	2.74	2.49	0	0	0	-2.9	0.16	0	0	17370.8	0
willow	226	24	1996	0	0	1.97	1.88	0	0	0	-2.11	0.16	0	0	17372.8	-0.02
willow	227	24	1996	0	0	2.34	2.16	0	0	0	-2.5	0.16	0	0	17375.1	0
willow	228	24	1996	6.1	0	5.92	0.73	0	0	0	0.02	0.16	0	0	17381	-0.01
willow	229	24	1996	1.52	0	2.92	1.21	0	0	0	-1.54	0.16	0	0	17384	-0.01
willow	230	24	1996	5.84	1.23	3.99	0.13	0	0	0	0.48	0.16	0	0	17388	-0.02
willow	231	24	1996	0	0	2.96	1.43	0	0	0	-1.86	0.16	0	0	17390.9	-0.02
willow	232	24	1996	0	0	1.79	1.52	0	0	0	-1.92	0.16	0	0	17392.7	-0.02
willow	233	24	1996	0	0	1.26	1.01	0	0	0	-1.41	0.15	0	0	17394	-0.01
willow	234	24	1996	0	0	1.34	1.01	0	0	0	-1.48	0.15	0	0	17395.3	-0.01
willow	235	24	1996	0	0	1.39	1.05	0	0	0	-1.52	0.15	0	0	17396.7	-0.03
willow	236	24	1996	0.51	0	1.49	0.76	0.01	0	0	-1.15	0.15	0	0	17398.2	0.01
willow	237	24	1996	0	0	1.25	0.8	-0.01	0	0	-1.37	0.15	0	0	17399.4	-0.02
willow	238	24	1996	0	0	1.38	0.85	0	0	0	-1.52	0.15	0	0	17400.8	0
willow	239	24	1996	0	0	1.15	0.78	0	0	0	-1.3	0.15	0	0	17402	0
willow	240	24	1996	0	0	0.48	0.36	0	0	0	-0.63	0.15	0	0	17402.4	-0.01
willow	241	24	1996	0	0	0.65	0.48	0	0	0	-0.78	0.15	0	0	17403.1	-0.01
willow	242	24	1996	0	0	0.9	0.55	-0.01	0	0	-1.04	0.15	0	0	17404	-0.01
willow	243	24	1996	0	0	0.86	0.53	-0.01	0	0	-1	0.15	0	0	17404.8	0
willow	244	24	1996	0	0	0.95	0.64	0	0	0	-1.09	0.15	0	0	17405.8	-0.01
willow	245	24	1996	0	0	0.92	0.65	0	0	0	-1.06	0.15	0	0	17406.7	-0.01
willow	246	24	1996	0	0	0.8	0.58	0	0	0	-0.94	0.15	0	0	17407.5	-0.01
willow	247	24	1996	0	0	0.89	0.62	0	0	0	-1.03	0.15	0	0	17408.4	-0.01
willow	248	24	1996	0	0	0.43	0.43	0	0	0	-0.58	0.14	0	0	17408.8	0
willow	249	24	1996	4.57	1.92	2.05	0.04	0.01	0	0	0.47	0.14	0	0	17410.9	-0.03
willow	250	24	1996	0	0	2.24	0.38	0	0	0	-0.46	0.14	0	0	17413.1	-0.01
willow	251	24	1996	1.27	0	1.57	0.32	-0.01	0	0	-0.42	0.14	0	0	17414.7	-0.01
willow	252	24	1996	19.81	0.9	3.84	0.04	0	0	0	14.94	0.14	0	0	17418.5	-0.01
willow	253	24	1996	0	0	2.91	1.88	0	0	0	-2.14	0.14	0	0	17421.5	-0.01
willow	254	24	1996	1.78	0	3.01	1.19	0	0	0	-1.34	0.14	0	0	17424.5	-0.03
willow	255	24	1996	0	0	1.95	1.79	0	0	0	-2.05	0.14	0	0	17426.4	-0.03
willow	256	24	1996	5.84	0	5.08	0.26	0	0	0	0.65	0.14	0	0	17431.5	-0.02
willow	257	24	1996	11.94	1.97	2.92	0.09	0	0	0	6.93	0.14	0	0	17434.4	-0.02
willow	258	24	1996	0	0	2.86	0.67	0	0	0	-1.02	0.14	0	0	17437.3	-0.01
willow	259	24	1996	2.54	0	2.73	0.23	0	0	0	-0.33	0.14	0	0	17440	0
willow	260	24	1996	0	0	2.28	2.15	0	0	0	-2.42	0.14	0	0	17442.3	0
willow	261	24	1996	9.4	2.65	2.07	0.11	0	0	0	4.54	0.14	0	0	17444.4	-0.01
willow	262	24	1996	0	0	4.03	1.12	0	0	0	-1.5	0.14	0	0	17448.4	-0.01
willow	263	24	1996	0	0	3.45	3	-0.01	0	0	-3.56	0.14	0	0	17451.8	-0.02
willow	264	24	1996	0	0	2.75	2.48	0	0	0	-2.87	0.13	0	0	17454.6	-0.01
willow	265	24	1996	0	0	2.09	1.91	0	0	0	-2.22	0.13	0	0	17456.7	-0.01
willow	266	24	1996	28.45	3	1.58	0.11	0	0	0	23.74	0.13	0	0	17458.3	-0.01
willow	267	24	1996	0.25	0	3.66	0.07	-0.01	0	0	-0.52	0.13	0	0	17461.9	-0.01
willow	268	24	1996	1.78	0	2.47	0.65	0	0	0	-0.8	0.13	0	0	17464.4	-0.02
willow	269	24	1996	0.76	0	1.73	0.88	0	0	0	-1.08	0.13	0	0	17466.1	-0.02
willow	270	24	1996	0	0	2.31	2.06	0	0	0	-2.4	0.13	0	0	17468.4	-0.03
willow	271	24	1996	2.54	0	3.35	1.11	0.01	0	0	-0.96	0.13	0	0	17471.8	0.01
willow	272	24	1996	20.32	0	4.36	0.22	0.01	0	0	15.84	0.13	0	0	17476.1	-0.02
willow	273	24	1996	0	0	3.61	3.08	-0.01	0	0	-3.71	0.13	0	0	17479.7	-0.02
willow	274	24	1996	0	0	3.2	2.71	0	0	0	-3.31	0.13	0	0	17482.9	-0.02
willow	275	24	1996	0	0	3.32	3.16	0.01	0	0	-3.45	0.13	0	0	17486.3	-0.01
willow	276	24	1996	2.54	0	3.51	1.24	0	0	0	-1.11	0.13	0	0	17489.8	0.01
willow	277	24	1996	0.25	0	3.28	2.13	-0.02	0	0	-3.11	0.13	0	0	17493.1	-0.03
willow	278	24	1996	0	0	1.93	1.51	0	0	0	-2.04	0.13	0	0	17495	-0.01
willow	279	24	1996	0	0	2.05	1.79	0	0	0	-2.18	0.13	0	0	17497	0
willow	280	24	1996	0	0	3.08	2.72	0	0	0	-3.21	0.12	0	0	17500.1	0
willow	281	24	1996	0	0	2.51	2.34	0.01	0	0	-2.63	0.12	0	0	17502.6	-0.01
willow	282	24	1996	0	0	1.32	1.14	0	0	0	-1.43	0.12	0	0	17503.9	-0.01
willow	283	24	1996	0.51	0	1.31	0.73	0	0	0	-0.92	0.12	0	0	17505.3	-0.01
willow	284	24	1996	8.89	1.54	1.38	0.04	-0.01	0	0	5.86	0.12	0	0	17506.6	-0.01
willow	285	24	1996	0	0	2.56	0.5	-0.01	0	0	-1.14	0.12	0	0	17509.2	0.01

Attachment D-1
Honeywell
Wastebeds 9-15 SWSR Pre-Design Investigation
SHAW Output Data

RUN	DAY	HR	YR	PRECIP	precip INTRCP	ET	TRANSP	CANOPY chg in storage	SNOW chg in storage	RESIDUE chg in storage	SOIL chg in storage	PERC	RUNOFF	PONDED	Etcum	ERROR
willow	286	24	1996	0	0	1.37	1.19	0.01	0	0	-1.49	0.12	0	0	17510.6	-0.02
willow	287	24	1996	0	0	1.94	1.73	0.01	0	0	-2.07	0.12	0	0	17512.5	0
willow	288	24	1996	5.08	0	3.16	0.67	0	0	0	1.81	0.12	0	0	17515.7	-0.01
willow	289	24	1996	0	0	1.85	1.19	-0.01	0	0	-1.95	0.12	0	0	17517.5	-0.01
willow	290	24	1996	3.3	0.15	1.89	0.11	0.02	0	0	1.14	0.12	0	0	17519.4	-0.01
willow	291	24	1996	0	0	0.96	0.6	0	0	0	-0.91	0.12	0	0	17520.4	-0.02
willow	292	24	1996	0.25	0	2.5	1.68	-0.01	0	0	-2.34	0.12	0	0	17522.9	-0.01
willow	293	24	1996	15.24	0	2.03	0.09	0	0	0	13.1	0.12	0	0	17524.9	0
willow	294	24	1996	3.05	0	1.76	0.09	0	0	0	1.16	0.12	0	0	17526.7	0.01
willow	295	24	1996	0.25	0	1.12	0.48	0	0	0	-0.96	0.12	0	0	17527.8	-0.02
willow	296	24	1996	0.51	0	1.13	0.32	0	0	0	-0.71	0.12	0	0	17528.9	-0.02
willow	297	24	1996	5.84	0	2.26	0.73	0	0	0	3.5	0.11	0	0	17531.2	-0.03
willow	298	24	1996	0.25	0	1.18	0.4	0	0	0	-1.01	0.11	0	0	17532.3	-0.02
willow	299	24	1996	0	0	1.51	0.5	0	0	0	-1.61	0.11	0	0	17533.8	-0.01
willow	300	24	1996	0	0	1.55	0.72	0	0	0	-1.66	0.11	0	0	17535.4	0
willow	301	24	1996	0	0	1.33	0.58	0	0	0	-1.45	0.11	0	0	17536.7	0.01
willow	302	24	1996	4.83	0	2.64	0.36	0	0	0	2.12	0.11	0	0	17539.4	-0.04
willow	303	24	1996	0	0	1.66	0.2	0	0	0	-1.76	0.11	0	0	17541	-0.01
willow	304	24	1996	3.56	0	1.56	0.09	0	0	0	1.88	0.11	0	0	17542.6	0
willow	305	24	1996	0	0	3.72	0	0	0	0	-3.83	0.11	0	0	17546.3	0
willow	306	24	1996	0	0	2.04	0	0	0	0	-2.15	0.11	0	0	17548.3	0
willow	307	24	1996	0.76	0	2.47	0	0	0	0	-1.82	0.11	0	0	17550.8	0
willow	308	24	1996	4.57	0	0.14	0	0	4.41	0	-0.09	0.11	0	0	17551	0
willow	309	24	1996	0	0	0.34	0	0	-4.41	0	3.96	0.11	0	0	17551.3	0
willow	310	24	1996	0	0	0.97	0	0	0	0	-1.08	0.11	0	0	17552.3	0
willow	311	24	1996	0	0	0.93	0	0	0	0	-1.04	0.11	0	0	17553.2	0
willow	312	24	1996	1.52	0	1.43	0	0	0	0	-0.02	0.11	0	0	17554.6	0
willow	313	24	1996	90.42	0	1.47	0	0	0	0	88.85	0.11	0	0	17556.1	-0.01
willow	314	24	1996	4.32	0	1.26	0	0	0	0	2.95	0.11	0	0	17557.4	0
willow	315	24	1996	3.05	0	1.36	0	0	0	0	1.58	0.1	0	0	17558.7	0
willow	316	24	1996	0.51	0	1.93	0	0	0	0	-1.52	0.1	0	0	17560.7	0
willow	317	24	1996	10.16	0	0.61	0	0	10.14	0	-0.69	0.1	0	0	17561.3	0
willow	318	24	1996	1.27	0	0.01	0	0	1.44	0	-0.28	0.1	0	0	17561.3	0
willow	319	24	1996	0	0	0.01	0	0	0.22	0	-0.33	0.1	0	0	17561.3	0
willow	320	24	1996	0	0	-0.02	0	0	0.3	0	-0.38	0.1	0	0	17561.3	0
willow	321	24	1996	0	0	0.11	0	0	0.1	0	-0.31	0.1	0	0	17561.4	0
willow	322	24	1996	0	0	0.17	0	0	-1.65	0	1.38	0.1	0	0	17561.6	0
willow	323	24	1996	0.25	0	0	0	0	-1.97	0	2.12	0.1	0	0	17561.6	0
willow	324	24	1996	2.03	0	-0.21	0	0	-7.19	0	9.34	0.1	0	0	17561.3	0
willow	325	24	1996	1.27	0	0.51	0	0	-1.38	0	2.05	0.1	0	0	17561.9	0
willow	326	24	1996	0.25	0	0.82	0	0	0	0	-0.66	0.1	0	0	17562.7	0
willow	327	24	1996	1.52	0	0.49	0	0	0	0	0.94	0.1	0	0	17563.2	0
willow	328	24	1996	0	0	0.61	0	0	0	0	-0.71	0.1	0	0	17563.8	0
willow	329	24	1996	0	0	1.48	0	0	0	0	-1.58	0.1	0	0	17565.3	0
willow	330	24	1996	9.91	0	-0.01	0	0	9.92	0	-0.1	0.1	0	0	17565.2	0
willow	331	24	1996	14.22	0	0.03	0	0	14.24	0	-0.15	0.1	0	0	17565.3	0
willow	332	24	1996	0	0	0.1	0	0	-0.01	0	-0.19	0.1	0	0	17565.4	0
willow	333	24	1996	0.76	0	0.03	0	0	0.84	0	-0.2	0.1	0	0	17565.4	0
willow	334	24	1996	0	0	0.14	0	0	-0.1	0	-0.14	0.1	0	0	17565.6	0
willow	335	24	1996	0	0	0.23	0	0	-1.37	0	1.04	0.09	0	0	17565.8	0
willow	336	24	1996	25.15	0	-0.23	0	0	-23.52	0	48.8	0.09	0	0	17565.6	0
willow	337	24	1996	7.37	0	0.61	0	0	0	0	6.64	0.09	0	0	17566.2	0.02
willow	338	24	1996	0	0	0.66	0	0	0	0	-0.75	0.09	0	0	17566.8	0
willow	339	24	1996	0	0	0.3	0	0	0	0	-0.39	0.09	0	0	17567.1	0
willow	340	24	1996	0.76	0	0.68	0	0	0	0	-0.01	0.09	0	0	17567.8	0
willow	341	24	1996	5.08	0	0.34	0	0	0	0	4.65	0.09	0	0	17568.1	0
willow	342	24	1996	0	0	0.83	0	0	0	0	-0.92	0.09	0	0	17569	0
willow	343	24	1996	0.51	0	0.51	0	0	0	0	-0.09	0.09	0	0	17569.5	0
willow	344	24	1996	0.76	0	0.46	0	0	0.63	0	-0.42	0.09	0	0	17569.9	0
willow	345	24	1996	0.76	0	0.31	0	0	-0.63	0	0.99	0.09	0	0	17570.3	0
willow	346	24	1996	0.51	0	0.59	0	0	0	0	-0.17	0.09	0	0	17570.8	0
willow	347	24	1996	0	0	1	0	0	0	0	-1.09	0.09	0	0	17571.8	0
willow	348	24	1996	37.59	0	0.32	0	0	0	0	37.21	0.09	0	0	17572.2	-0.02
willow	349	24	1996	3.05	0	0.32	0	0	0	0	2.64	0.09	0	0	17572.5	0
willow	350	24	1996	0	0	0.44	0	0	0	0	-0.53	0.09	0	0	17572.9	0
willow	351	24	1996	0	0	0.95	0	0	0	0	-1.04	0.09	0	0	17573.9	0
willow	352	24	1996	0	0	1.21	0	0	0	0	-1.3	0.09	0	0	17575.1	0
willow	353	24	1996	0	0	0.7	0	0	0	0	-0.79	0.09	0	0	17575.8	0
willow	354	24	1996	3.05	0	1	0	0	2.99	0	-1.03	0.09	0	0	17576.8	0
willow	355	24	1996	0	0	0.9	0	0	-0.32	0	-0.66	0.09	0	0	17577.7	0
willow	356	24	1996	0	0	0.49	0	0	0	0	-0.58	0.09	0	0	17578.2	0
willow	357	24	1996	5.33	0	0.1	0	0	5.3	0	-0.15	0.09	0	0	17578.3	0
willow	358	24	1996	8.64	0	0.03	0	0	-2.73	0	8.35	0.09	2.89	0	17578.3	0
willow	359	24	1996	4.57	0	-0.86	0	0	-5.24	0	2.75	0.09	7.85	0	17577.4	-0.01
willow	360	24	1996	2.29	0	1.99	0	0	2.06	0	-1.85	0.09	0	0	17579.4	0
willow	361	24	1996	0.25	0	0.47	0	0	0.1	0	-0.4	0.09	0	0	17579.9	0
willow	362	24	1996	0	0	0.05	0	0	0.07	0	-0.21	0.09	0	0	17579.9	0
willow	363	24	1996	0	0	-0.09	0	0	-2.23	0	2.23	0.09	0	0	17579.8	0
willow	364	24	1996	1.27	0	-0.5	0	0	0	0	1.68	0.09	0	0	17579.3	0
willow	365	24	1996	0	0	3.1	0	0	0	0	-3.19	0.09	0	0	17582.4	0
willow	366	24	1996	6.1	0	0.14	0	0	6.1	0	-0.24	0.09	0	0	17582.6	0
willow	1	24	1997	1.78	0	0.07	0	0	1.83	0	-0.22	0.1	0	0	17582.7	0
willow	2	24	1997	2.54	0	-0.01	0	0	2.6	0	-0.14	0.1	0	0	17582.6	0
willow	3	24	1997	3.05	0	-0.2	0	0	-4.54	0	7.69	0.1	0	0	17582.5	0
willow	4	24	1997	0	0	-0.13	0	0	-5.99	0	6.02	0.1	0	0	17582.3	0
willow	5	24	1997	3.05	0	-0.69	0	0	0	0	3.64	0.1	0	0	17581.6	0
willow	6	24	1997	0	0	4.55	0	0	0	0	-4.65	0.1	0	0	17586.2	0
willow	7	24	1997	1.78	0	1.42	0	0	1.28	0	-1.03	0.11	0	0	17587.6	0
willow	8	24	1997	0	0	0.46	0	0	0.03	0	-0.59	0.11	0	0	17588.1	0
willow	9	24	1997	3.05	0	0.1	0	0	3.2	0	-0.36	0.11	0	0	17588.2	0
willow	10	24	1997	1.27	0	0.15	0	0	1.23	0	-0.23	0.11	0	0	17588.3	0
willow	11	24	1997	0	0	1.09	0	0	-0.84	0	-0.36	0.12	0	0	17589.4	0
willow	12	24	1997	0	0	0.97	0	0	-0.69	0	-0.4	0.12	0	0	17590.4	0
willow	13	24	1997	0.25	0	0.52	0	0	-0.06	0	-0.33	0.12	0	0	17590.9	0
willow	14	24	1997	0	0	0.54	0	0	-0.31	0	-0.36	0.13	0	0	17591.4	0
willow	15	24	1997	0	0	0.22	0	0	-0.01	0	-0.34	0.13	0	0	17591.7	0
willow	16	24	1997	0.51	0	0.68	0	0	0	0	-0.3	0.13	0	0	17592.3	0
willow	17	24	1997	2.79	0	0.4	0	0	2.6	0	-0.34	0.14	0	0	17592.7	0
willow	18	24	1997	0.51	0	0.01	0	0	0.65	0	-0.3	0.14	0	0	17592.7	0
willow	19	24	1997	0.76	0	0.1	0	0	0.81	0	-0.29	0.14	0	0	17592.8	0
willow	20	24	1997	1.02	0	0.25	0	0	0.84	0	-0.22	0.15	0	0	17593.1	0
willow	21	24	1997	0	0	0	0	0	0.16	0	-0.31	0.15	0	0	17593.1	0
willow	22	24	1997	2.79	0	0.59	0	0	-8.88	0	6.13	0.16	4.8	0	17593.7	0

Attachment D-1
Honeywell
Wastebeds 9-15 SWSR Pre-Design Investigation
SHAW Output Data

RUN	DAY	HR	YR	PRECIP	precip INTRCP	ET	TRANSP	CANOPY chg in storage	SNOW chg in storage	RESIDUE chg in storage	SOIL chg in storage	PERC	RUNOFF	PONDED	Etcum	ERROR
willow	23	24	1997	0.25	0	2.11	0	0	0	0	-2.01	0.16	0	0	17595.8	0
willow	24	24	1997	1.02	0	0.77	0	0	0.61	0	-0.53	0.17	0	0	17596.6	0
willow	25	24	1997	0	0	0.69	0	0	-0.61	0	-0.25	0.17	0	0	17597.2	0
willow	26	24	1997	0	0	2.09	0	0	0	0	-2.26	0.17	0	0	17599.3	0
willow	27	24	1997	4.57	0	0.3	0	0	4.32	0	-0.23	0.18	0	0	17599.6	0
willow	28	24	1997	2.29	0	0.4	0	0	1.88	0	-0.18	0.18	0	0	17600	0
willow	29	24	1997	0.51	0	0.09	0	0	0.59	0	-0.37	0.19	0	0	17600.1	0
willow	30	24	1997	0.25	0	0.15	0	0	0.28	0	-0.37	0.19	0	0	17600.3	0
willow	31	24	1997	3.05	0	0.08	0	0	2.99	0	-0.22	0.2	0	0	17600.4	0
willow	32	24	1997	2.29	0	0.03	0	0	-0.66	0	2.71	0.2	0	0	17600.4	0
willow	33	24	1997	0	0	0.01	0	0	0.08	0	-0.3	0.2	0	0	17600.4	0
willow	34	24	1997	2.54	0	0.01	0	0	2.25	0	0.07	0.21	0	0	17600.4	0
willow	35	24	1997	11.43	0	0.24	0	0	-1.17	0	4.06	0.21	8.09	0	17600.7	0
willow	36	24	1997	3.56	0	-0.13	0	0	-6.48	0	2.86	0.21	7.1	0	17600.5	0
willow	37	24	1997	0.51	0	0.59	0	0	0.07	0	-0.37	0.22	0	0	17601.1	0
willow	38	24	1997	0.51	0	0.31	0	0	0.38	0	-0.4	0.22	0	0	17601.4	0
willow	39	24	1997	0	0	0.23	0	0	0.07	0	-0.52	0.22	0	0	17601.6	0
willow	40	24	1997	0	0	0.12	0	0	0.14	0	-0.49	0.23	0	0	17601.8	0
willow	41	24	1997	0	0	0.4	0	0	-0.28	0	-0.35	0.23	0	0	17602.2	0
willow	42	24	1997	0	0	0.23	0	0	-0.08	0	-0.38	0.23	0	0	17602.4	0
willow	43	24	1997	2.54	0	0.18	0	0	2.46	0	-0.34	0.23	0	0	17602.6	0
willow	44	24	1997	0	0	0.12	0	0	0.14	0	-0.5	0.24	0	0	17602.7	0
willow	45	24	1997	2.79	0	0.06	0	0	2.78	0	-0.29	0.24	0	0	17602.8	0
willow	46	24	1997	0.25	0	0.15	0	0	0.13	0	-0.26	0.24	0	0	17602.9	0
willow	47	24	1997	2.03	0	0.06	0	0	2.1	0	-0.37	0.24	0	0	17603	0
willow	48	24	1997	0.51	0	0.07	0	0	0.53	0	-0.34	0.24	0	0	17603	0
willow	49	24	1997	0	0	0.36	0	0	-6.14	0	1.13	0.25	4.4	0	17603.4	0
willow	50	24	1997	2.03	0	-0.32	0	0	-6.39	0	0.08	0.25	8.41	0	17603.1	0
willow	51	24	1997	0	0	1.57	0	0	0	0	-1.82	0.25	0	0	17604.7	0
willow	52	24	1997	0.25	0	1.93	0	0	0	0	-1.93	0.25	0	0	17606.6	0
willow	53	24	1997	1.27	0	4.04	0	0	0	0	-3.02	0.25	0	0	17610.6	0
willow	54	24	1997	1.52	0	1.33	0	0	1.41	0	-1.47	0.25	0	0	17612	0
willow	55	24	1997	0.51	0	0.45	0	0	0.47	0	-0.66	0.25	0	0	17612.4	0
willow	56	24	1997	0.25	0	0.2	0	0	0.43	0	-0.63	0.25	0	0	17612.6	0
willow	57	24	1997	2.54	0	0.53	0	0	-2.3	0	4.07	0.25	0	0	17613.1	0
willow	58	24	1997	19.81	0	1.57	0	0	0	0	17.02	0.25	0.97	0	17614.7	0
willow	59	24	1997	0	0	1.59	0	0	0	0	-1.85	0.25	0	0	17616.3	0
willow	60	24	1997	0.25	0	1.07	0	0	0	0	-1.07	0.25	0	0	17617.4	0
willow	61	24	1997	4.57	0	1.99	0	0	0	0	2.33	0.25	0	0	17619.4	0
willow	62	24	1997	0	0	2.52	0	0	0	0	-2.78	0.25	0	0	17621.9	0
willow	63	24	1997	0.51	0	0.92	0	0	0	0	-0.66	0.25	0	0	17622.8	0
willow	64	24	1997	10.16	0	0.57	0	0	0	0	9.34	0.25	0	0	17623.4	0
willow	65	24	1997	5.33	0	2.04	0	0	0	0	3.06	0.25	0	0	17625.4	-0.02
willow	66	24	1997	0.51	0	3.39	0	0	0	0	-3.62	0.25	0	0.48	17628.8	0
willow	67	24	1997	3.81	0	0.43	0	0	4.13	0	-0.52	0.25	0	0	17629.2	0
willow	68	24	1997	0.76	0	0.19	0	0	0.78	0	-0.45	0.25	0	0	17629.4	0
willow	69	24	1997	1.52	0	0.82	0	0	-4.9	0	5.36	0.25	0	0	17630.2	0
willow	70	24	1997	1.02	0	1.26	0	0	0	0	-0.49	0.25	0	0	17631.5	0
willow	71	24	1997	0	0	3.64	0	0	0	0	-3.89	0.25	0	0	17635.1	0
willow	72	24	1997	0	0	2.41	0	0	0	0	-2.66	0.25	0	0	17637.6	0
willow	73	24	1997	24.13	0	0.65	0	0	22.21	0	1.02	0.25	0	0	17638.2	0
willow	74	24	1997	0	0	1.57	0	0	-1.52	0	-0.3	0.25	0	0	17639.8	0
willow	75	24	1997	2.03	0	0.58	0	0	1.55	0	-0.35	0.25	0	0	17640.4	0
willow	76	24	1997	0	0	0.57	0	0	-1.66	0	0.85	0.25	0	0	17640.9	0
willow	77	24	1997	0	0	0.49	0	0	-1.04	0	0.31	0.25	0	0	17641.4	0
willow	78	24	1997	0	0	0.16	0	0	-0.55	0	0.15	0.24	0	0	17641.6	0
willow	79	24	1997	0	0	0.2	0	0	-1.26	0	0.81	0.24	0	0	17641.8	0
willow	80	24	1997	5.84	0	0.11	0	0	-6.11	0	9.08	0.24	2.52	0	17641.9	0
willow	81	24	1997	0.25	0	0.66	0	0	-7.94	0	2.1	0.24	5.2	0	17642.5	0
willow	82	24	1997	0	0	1.28	0	0	-0.67	0	-0.85	0.24	0	0	17643.8	0
willow	83	24	1997	0	0	0.67	0	0	-0.71	0	-0.54	0.24	0.35	0	17644.5	0
willow	84	24	1997	6.35	0	0.57	0	0	-2.29	0	-0.28	0.24	8.11	0	17645.1	0
willow	85	24	1997	5.08	0	1.79	0	0	0	0	0.2	0.24	2.85	0	17646.8	0
willow	86	24	1997	0	0	3.1	0	0	0	0	-3.34	0.24	0	0	17649.9	0
willow	87	24	1997	0	0	3	0	0	0	0	-3.24	0.24	0	0	17652.9	0
willow	88	24	1997	5.59	0	0.8	0	0	0	0	4.54	0.24	0	0	17653.8	0
willow	89	24	1997	4.83	0	0.8	0	0	0	0	3.78	0.24	0	0	17654.6	0
willow	90	24	1997	8.13	0	1.25	0	0	0	0	6.66	0.24	0	0	17655.8	-0.02
willow	91	24	1997	0	0	4.45	0	0	0	0	-4.68	0.24	0	0	17660.2	-0.01
willow	92	24	1997	0	0	2.63	0.06	0	0	0	-2.87	0.24	0	0	17662.9	0
willow	93	24	1997	0	0	2.61	0.27	0	0	0	-2.87	0.24	0	0	17665.5	0.01
willow	94	24	1997	0	0	3.6	0.26	0	0	0	-3.85	0.24	0	0	17669.1	0
willow	95	24	1997	0.51	0	2.87	0.57	0	0	0	-2.6	0.24	0	0	17672	0
willow	96	24	1997	0.25	0	4.59	0.82	0	0	0	-4.57	0.24	0	0	17676.6	-0.01
willow	97	24	1997	0	0	5.39	0.66	-0.01	0	0	-5.6	0.24	0	0	17681.9	-0.03
willow	98	24	1997	1.27	0	1.44	0	0	0.74	0	-1.15	0.25	0	0	17683.4	-0.01
willow	99	24	1997	0.25	0	1.23	0	0	0.13	0	-1.34	0.25	0	0	17684.6	0
willow	100	24	1997	0	0	0.84	0	0	-0.3	0	-0.78	0.25	0	0	17685.5	0
willow	101	24	1997	0	0	1.2	0.52	0	-0.56	0	-0.89	0.25	0	0	17686.7	0.01
willow	102	24	1997	11.18	0	2.22	0.33	0	0	0	8.72	0.25	0	0	17688.9	-0.02
willow	103	24	1997	0.76	0	1.36	0.27	0	0	0	-0.84	0.25	0	0	17690.2	-0.01
willow	104	24	1997	0	0	3.36	0.6	-0.01	0	0	-3.62	0.25	0	0	17693.6	0.01
willow	105	24	1997	0	0	3.48	1.16	0	0	0	-3.76	0.26	0	0	17697.1	0.02
willow	106	24	1997	0.76	0	3.76	1.53	0	0	0	-3.27	0.26	0	0	17700.8	0
willow	107	24	1997	0	0	1.3	0.37	0	0	0	-1.57	0.26	0	0	17702.1	0
willow	108	24	1997	3.3	0	1.9	0	0	0	0	1.14	0.27	0	0	17704	-0.01
willow	109	24	1997	1.02	0	0.95	0	0	0	0	-0.2	0.27	0	0	17705	0
willow	110	24	1997	0	0	0.95	0.36	0	0	0	-1.23	0.28	0	0	17705.9	0
willow	111	24	1997	0	0	2.13	1.14	0	0	0	-2.42	0.28	0	0	17708.1	0.01
willow	112	24	1997	0	0	3.46	1.73	0	0	0	-3.75	0.29	0	0	17711.5	0.01
willow	113	24	1997	0	0	3.32	1.85	0	0	0	-3.61	0.29	0	0	17714.8	0.01
willow	114	24	1997	0	0	3.73	2.21	0	0	0	-4.03	0.3	0	0	17718.6	0
willow	115	24	1997	0	0	3.07	1.99	0	0	0	-3.37	0.3	0	0	17721.6	0
willow	116	24	1997	0	0	4.28	2.41	0	0	0	-4.58	0.31	0	0	17725.9	-0.01
willow	117	24	1997	4.06	0	4.56	1.43	0	0	0	-0.82	0.31	0	0	17730.5	0.01
willow	118	24	1997	21.59	0	2.24	0.12	0.01	0	0	19.03	0.32	0	0	17732.7	0
willow	119	24	1997	0	0	3.52	2.16	0	0	0	-3.84	0.32	0	0	17736.3	0
willow	120	24	1997	0	0	5.24	3.47	0	0	0	-5.56	0.33	0	0	17741.5	-0.01
willow	121	24	1997	1.52	0	4.19	2.75	0	0	0	-3.01	0.33	0	0	17745.7	0
willow	122	24	1997	0	0	4.93	2.75	-0.01	0	0	-5.25	0.34	0	0	17750.6	0
willow	123	24	1997	8.13	0	3.2	0.84	0.01	0	0	4.58	0.34	0	0	17753.8	-0.01
willow	124	24	1997	0	0	3.7	2.23	-0.01	0	0	-4.04	0.35	0	0	17757.5	0.01
willow	125	24	1997	0	0	5.35	3.39	0	0	0	-5.69	0.35	0	0	17762.9	0

Attachment D-1
Honeywell
Wastebeds 9-15 SWSR Pre-Design Investigation
SHAW Output Data

RUN	DAY	HR	YR	PRECIP	precip INTRCP	ET	TRANSP	CANOPY chg in storage	SNOW chg in storage	RESIDUE chg in storage	SOIL chg in storage	PERC	RUNOFF	PONDED	Etcum	ERROR
willow	126	24	1997	1.02	0	3.54	2.05	0	0	0	-2.89	0.36	0	0	17766.4	0
willow	127	24	1997	0	0	4.28	2.46	-0.01	0	0	-4.63	0.36	0	0	17770.7	-0.01
willow	128	24	1997	0	0	4.43	2.88	0	0	0	-4.79	0.36	0	0	17775.1	0
willow	129	24	1997	4.06	0	4.02	1.25	0.01	0	0	-0.34	0.37	0	0	17779.1	0.01
willow	130	24	1997	0.51	0	1.66	0.7	0	0	0	-1.52	0.37	0	0	17780.8	0
willow	131	24	1997	0.76	0	5.39	3.48	-0.01	0	0	-4.99	0.38	0	0	17786.2	0
willow	132	24	1997	3.05	0	4.41	1.71	0.01	0	0	-1.74	0.38	0	0	17790.6	0
willow	133	24	1997	0	0	3.98	2.82	-0.01	0	0	-4.35	0.38	0	0	17794.6	-0.01
willow	134	24	1997	0.76	0	3.77	2.25	0	0	0	-3.39	0.38	0	0	17798.3	-0.01
willow	135	24	1997	4.32	0	3.69	0.72	0	0	0	0.24	0.39	0	0	17802	0
willow	136	24	1997	2.03	0	3.38	1.14	0	0	0	-1.74	0.39	0	0	17805.4	0
willow	137	24	1997	1.27	0	2.47	0.89	0	0	0	-1.59	0.39	0	0	17807.9	0
willow	138	24	1997	0	0	3.58	2.7	0	0	0	-3.96	0.39	0	0	17811.5	-0.01
willow	139	24	1997	23.37	1.08	1.64	0.07	0.02	0	0	20.24	0.39	0	0	17813.1	0
willow	140	24	1997	0	0	5.01	2.75	-0.02	0	0	-4.31	0.4	0	0	17818.1	0
willow	141	24	1997	0.25	0	3.16	2.24	0	0	0	-3.31	0.4	0	0	17821.3	0
willow	142	24	1997	0	0	4.13	3.19	0	0	0	-4.53	0.4	0	0	17825.4	0
willow	143	24	1997	0	0	4.6	3.25	0	0	0	-5	0.4	0	0	17830	0
willow	144	24	1997	0	0	4.3	3.65	0.01	0	0	-4.7	0.4	0	0	17834.3	-0.01
willow	145	24	1997	0	0	4.14	3.16	0	0	0	-4.53	0.4	0	0	17838.4	-0.01
willow	146	24	1997	0	0	4.56	3.29	-0.01	0	0	-4.94	0.4	0	0	17843	-0.01
willow	147	24	1997	0	0	4.29	3.44	0	0	0	-4.69	0.4	0	0	17847.3	0
willow	148	24	1997	0	0	5.13	4.29	0	0	0	-5.53	0.4	0	0	17852.4	0
willow	149	24	1997	0	0	4.79	4.26	0	0	0	-5.18	0.4	0	0	17857.2	-0.01
willow	150	24	1997	5.33	0	3.55	0.28	0.01	0	0	1.37	0.4	0	0	17860.8	0
willow	151	24	1997	5.33	0.26	3.13	0.2	0.01	0	0	1.52	0.4	0	0	17863.9	0.01
willow	152	24	1997	12.19	0.91	2.79	0.07	0	0	0	8.37	0.4	0	0	17866.7	-0.01
willow	153	24	1997	4.32	0	5.9	1.45	-0.01	0	0	-1.06	0.4	0	0	17872.6	-0.01
willow	154	24	1997	0	0	4.31	3.66	-0.01	0	0	-4.69	0.39	0	0	17876.9	-0.01
willow	155	24	1997	0	0	5.08	4.34	0	0	0	-5.46	0.39	0	0	17882	-0.01
willow	156	24	1997	0	0	4.65	4.11	0	0	0	-5.03	0.39	0	0	17886.6	-0.01
willow	157	24	1997	0	0	4.66	4.06	0.01	0	0	-5.05	0.39	0	0	17891.3	-0.01
willow	158	24	1997	0.25	0	2.57	1.97	0	0	0	-2.69	0.39	0	0	17893.9	-0.01
willow	159	24	1997	0.25	0	4.24	3.49	0	0	0	-4.37	0.39	0	0	17898.1	-0.01
willow	160	24	1997	0	0	4.88	4.22	0	0	0	-5.25	0.39	0	0	17903	-0.02
willow	161	24	1997	0	0	6.51	5.4	0	0	0	-6.88	0.38	0	0	17909.5	-0.02
willow	162	24	1997	0	0	5.61	4.56	0	0	0	-5.98	0.38	0	0	17915.1	-0.01
willow	163	24	1997	0	0	4.31	3.52	0	0	0	-4.67	0.38	0	0	17919.4	-0.01
willow	164	24	1997	1.27	0	3.46	1.87	0.01	0	0	-2.56	0.38	0	0	17922.9	-0.01
willow	165	24	1997	0	0	3.98	2.46	-0.02	0	0	-4.32	0.38	0	0	17926.9	-0.01
willow	166	24	1997	0	0	3.5	2.39	0	0	0	-3.87	0.37	0	0	17930.4	-0.01
willow	167	24	1997	1.52	0	4.06	2.25	0.01	0	0	-2.92	0.37	0	0	17934.4	0
willow	168	24	1997	6.86	0	4.32	0.54	0.01	0	0	2.17	0.37	0	0	17938.8	-0.01
willow	169	24	1997	4.32	1.16	2.71	0.12	0	0	0	0.09	0.37	0	0	17941.5	-0.01
willow	170	24	1997	0	0	2.4	0.93	0	0	0	-1.61	0.36	0	0	17943.9	0
willow	171	24	1997	0.76	0	2.35	1.4	0	0	0	-1.94	0.36	0	0	17946.2	-0.02
willow	172	24	1997	0	0	2.41	2.2	0.01	0	0	-2.78	0.36	0	0	17948.6	0
willow	173	24	1997	0	0	2.63	1.74	-0.02	0	0	-2.97	0.36	0	0	17951.3	-0.01
willow	174	24	1997	0	0	2.46	1.42	-0.01	0	0	-2.81	0.36	0	0	17953.7	0
willow	175	24	1997	6.1	0.36	3.52	0.13	0.01	0	0	1.87	0.35	0	0	17957.2	-0.02
willow	176	24	1997	0	0	2.32	1.49	0.01	0	0	-2.31	0.35	0	0	17959.6	-0.01
willow	177	24	1997	3.81	0	4.47	0.71	-0.01	0	0	-0.98	0.35	0	0	17964	-0.01
willow	178	24	1997	0	0	2.64	1.48	-0.02	0	0	-2.96	0.35	0	0	17966.7	-0.01
willow	179	24	1997	0	0	2.2	1.43	0	0	0	-2.52	0.34	0	0	17968.9	-0.02
willow	180	24	1997	0	0	2.15	1.37	0	0	0	-2.47	0.34	0	0	17971	-0.02
willow	181	24	1997	0	0	1.77	1.28	0	0	0	-2.1	0.34	0	0	17972.8	-0.01
willow	182	24	1997	2.79	0	3.09	0.78	0.01	0	0	-0.64	0.34	0	0	17975.9	0
willow	183	24	1997	0.51	0	0.84	0.7	0.01	0	0	-0.68	0.33	0	0	17976.7	0
willow	184	24	1997	23.88	0	6.31	2.24	0	0	0	17.26	0.33	0	0	17983	-0.01
willow	185	24	1997	5.59	0	5.31	0.92	-0.01	0	0	-0.03	0.33	0	0	17988.3	-0.01
willow	186	24	1997	0	0	4.65	3.9	-0.01	0	0	-4.94	0.33	0	0	17993	-0.02
willow	187	24	1997	0	0	4.17	3.35	0	0	0	-4.48	0.32	0	0	17997.2	-0.02
willow	188	24	1997	0	0	2.39	1.82	0	0	0	-2.7	0.32	0	0	17999.5	0
willow	189	24	1997	4.83	0	4.35	0.18	0	0	0	0.18	0.32	0	0	18003.9	-0.02
willow	190	24	1997	23.11	0.63	3.44	0.09	0.01	0	0	18.72	0.32	0	0	18007.3	-0.01
willow	191	24	1997	0	0	5.93	4.55	-0.01	0	0	-5.59	0.31	0	0	18013.3	-0.01
willow	192	24	1997	0	0	5.95	5.29	0	0	0	-6.26	0.31	0	0	18019.2	0
willow	193	24	1997	0	0	4.92	4.24	0.01	0	0	-5.21	0.31	0	0	18024.1	-0.02
willow	194	24	1997	0	0	3.99	3.53	0.01	0	0	-4.29	0.31	0	0	18028.1	-0.02
willow	195	24	1997	2.79	0	5	2.18	0.01	0	0	-2.51	0.3	0	0	18033.1	-0.01
willow	196	24	1997	0.25	0	2.87	2.38	0.02	0	0	-2.94	0.3	0	0	18036	0
willow	197	24	1997	0	0	2.41	1.74	-0.02	0	0	-2.68	0.3	0	0	18038.4	-0.01
willow	198	24	1997	0	0	1.94	1.54	0	0	0	-2.23	0.3	0	0	18040.3	-0.01
willow	199	24	1997	0	0	1.98	1.17	-0.01	0	0	-2.26	0.29	0	0	18042.3	-0.01
willow	200	24	1997	0	0	1.42	0.63	-0.03	0	0	-1.68	0.29	0	0	18043.7	-0.01
willow	201	24	1997	0	0	1.59	0.94	0	0	0	-1.88	0.29	0	0	18045.3	-0.01
willow	202	24	1997	6.1	1.37	2.76	0.07	0.01	0	0	1.65	0.29	0	0	18048.1	0.01
willow	203	24	1997	0	0	2.89	0.88	0	0	0	-1.8	0.28	0	0	18051	0
willow	204	24	1997	0	0	1.74	1.01	0	0	0	-2.01	0.28	0	0	18052.7	-0.01
willow	205	24	1997	0	0	1.1	0.71	0	0	0	-1.37	0.28	0	0	18053.8	0
willow	206	24	1997	0	0	1.96	1.08	-0.01	0	0	-2.21	0.28	0	0	18055.8	-0.02
willow	207	24	1997	0	0	1.54	0.92	0.01	0	0	-1.81	0.28	0	0	18057.3	-0.01
willow	208	24	1997	0.51	0	1.05	0.57	0.02	0	0	-0.85	0.27	0	0	18058.4	0.01
willow	209	24	1997	0.25	0	1.11	0.66	-0.01	0	0	-1.11	0.27	0	0	18059.5	-0.01
willow	210	24	1997	0	0	1.57	0.8	-0.03	0	0	-1.8	0.27	0	0	18061.1	-0.01
willow	211	24	1997	0	0	0.9	0.76	0	0	0	-1.17	0.27	0	0	18062	-0.01
willow	212	24	1997	0	0	0.63	0.75	0.01	0	0	-0.9	0.26	0	0	18062.6	0
willow	213	24	1997	0	0	0.4	0.62	0	0	0	-0.66	0.26	0	0	18063	0
willow	214	24	1997	0	0	0.45	0.6	0.01	0	0	-0.71	0.26	0	0	18063.4	0
willow	215	24	1997	0	0	0.22	0.49	0	0	0	-0.48	0.26	0	0	18063.7	0
willow	216	24	1997	0	0	0.69	0.56	-0.01	0	0	-0.93	0.26	0	0	18064.4	-0.01
willow	217	24	1997	0	0	0.81	0.59	-0.01	0	0	-1.05	0.25	0	0	18065.2	-0.01
willow	218	24	1997	0	0	0.62	0.56	0	0	0	-0.87	0.25	0	0	18065.8	-0.01
willow	219	24	1997	0	0	0.94	0.69	0	0	0	-1.18	0.25	0	0	18066.7	-0.01
willow	220	24	1997	0	0	0.63	0.68	0.01	0	0	-0.89	0.25	0	0	18067.4	0
willow	221	24	1997	0	0	0.81	0.74	0	0	0	-1.05	0.25	0	0	18068.2	-0.01
willow	222	24	1997	0	0	0.57	0.69	0	0	0	-0.82	0.24	0	0	18068.7	0
willow	223	24	1997	0.76	0	0.43	0.38	0.02	0	0	0.08	0.24	0	0	18069.2	0
willow	224	24	1997	0	0	0.78	0.51	-0.02	0	0	-0.99	0.24	0	0	18069.9	-0.01
willow	225	24	1997	24.89	0	4.11	0.62	0.02	0	0	20.52	0.24	0	0	18074.1	0
willow	226	24	1997	0	0	4.36	3.61	-0.02	0	0	-4.55	0.24	0	0	18078.4	-0.02
willow	227	24	1997	1.02	0	3.97	2.72	0	0	0	-3.18	0.24	0	0	18082.4	-0.01
willow	228	24	1997	20.32	0	5.91	2.07	0.03	0	0	14.13	0.23	0	0	18088.3	0.01

Attachment D-1
Honeywell
Wastebeds 9-15 SWSR Pre-Design Investigation
SHAW Output Data

RUN	DAY	HR	YR	PRECIP	precip INTRCP	ET	TRANSP	CANOPY chg in storage	SNOW chg in storage	RESIDUE chg in storage	SOIL chg in storage	PERC	RUNOFF	PONDED	Etcum	ERROR
willow	229	24	1997	0.76	0	4.26	3.06	-0.02	0	0	-3.69	0.23	0	0	18092.6	-0.02
willow	230	24	1997	0	0	5.09	4.04	-0.02	0	0	-5.27	0.23	0	0	18097.6	-0.03
willow	231	24	1997	0	0	3.92	3.38	0	0	0	-4.13	0.23	0	0	18101.6	-0.02
willow	232	24	1997	5.59	0	5.19	1.1	0	0	0	0.17	0.23	0	0	18106.8	0
willow	233	24	1997	22.86	0	4.36	0.37	0.01	0	0	18.28	0.22	0	0	18111.1	-0.01
willow	234	24	1997	0.51	0	4.53	3.62	0	0	0	-4.23	0.22	0	0	18115.7	-0.01
willow	235	24	1997	2.29	0	4.27	2	0	0	0	-2.19	0.22	0	0	18119.9	-0.01
willow	236	24	1997	0.76	0	4.39	3.3	0	0	0	-3.84	0.22	0	0	18124.3	0
willow	237	24	1997	2.29	0	3.09	1.05	0.01	0	0	-1.03	0.22	0	0	18127.4	0
willow	238	24	1997	0	0	3.23	2.98	0.01	0	0	-3.44	0.22	0	0	18130.6	-0.02
willow	239	24	1997	17.02	1.64	2.23	0.14	0	0	0	12.94	0.21	0	0	18132.9	-0.01
willow	240	24	1997	0	0	4.23	2.17	-0.01	0	0	-2.78	0.21	0	0	18137.1	-0.01
willow	241	24	1997	4.06	0	4.62	0.82	0	0	0	-0.77	0.21	0	0	18141.7	0
willow	242	24	1997	0	0	3.3	2.89	0	0	0	-3.49	0.21	0	0	18145	-0.02
willow	243	24	1997	0	0	2.88	2.61	0	0	0	-3.07	0.21	0	0	18147.9	-0.02
willow	244	24	1997	0	0	3.38	3.07	0	0	0	-3.58	0.21	0	0	18151.3	-0.01
willow	245	24	1997	8.89	0	5.32	1.37	-0.01	0	0	3.39	0.21	0	0	18156.6	-0.02
willow	246	24	1997	0.25	0	2.95	1.89	-0.02	0	0	-2.86	0.2	0	0	18159.5	-0.02
willow	247	24	1997	0	0	3.8	3	0	0	0	-3.99	0.2	0	0	18163.3	-0.01
willow	248	24	1997	0	0	4.11	3.59	0.01	0	0	-4.31	0.2	0	0	18167.4	-0.01
willow	249	24	1997	0	0	3.16	2.95	0.01	0	0	-3.37	0.2	0	0	18170.6	0
willow	250	24	1997	0.51	0	1.75	1.15	0.01	0	0	-1.45	0.2	0	0	18172.3	-0.01
willow	251	24	1997	0	0	2.76	2.17	-0.01	0	0	-2.94	0.2	0	0	18175.1	0
willow	252	24	1997	0	0	2.2	1.76	0.01	0	0	-2.4	0.2	0	0	18177.3	-0.01
willow	253	24	1997	2.29	0	2.67	0.61	0	0	0	-0.58	0.19	0	0	18180	0
willow	254	24	1997	11.68	1.02	2.43	0.06	0.01	0	0	8.03	0.19	0	0	18182.4	0
willow	255	24	1997	9.14	0	3.93	0.3	0	0	0	6.06	0.19	0	0	18186.3	-0.01
willow	256	24	1997	1.27	0	1.96	0.7	0	0	0	-0.88	0.19	0	0	18188.3	0
willow	257	24	1997	0	0	2.4	2.09	0	0	0	-2.57	0.19	0	0	18190.7	-0.01
willow	258	24	1997	0	0	2.9	2.51	0	0	0	-3.07	0.19	0	0	18193.6	-0.01
willow	259	24	1997	0	0	2.99	2.39	-0.01	0	0	-3.15	0.19	0	0	18196.6	-0.02
willow	260	24	1997	1.78	0	3.81	1.99	0	0	0	-2.21	0.18	0	0	18200.4	-0.01
willow	261	24	1997	0	0	2.98	2.38	0	0	0	-3.14	0.18	0	0	18203.4	-0.02
willow	262	24	1997	0.25	0	2.58	1.87	0	0	0	-2.5	0.18	0	0	18205.9	-0.01
willow	263	24	1997	2.03	0	2.9	0.87	-0.01	0	0	-1.03	0.18	0	0	18208.8	-0.01
willow	264	24	1997	0	0	2.29	1.2	-0.02	0	0	-2.45	0.18	0	0	18211.1	0
willow	265	24	1997	0	0	2.06	1.33	0.01	0	0	-2.24	0.18	0	0	18213.2	0
willow	266	24	1997	6.6	0.64	2.6	0.06	0	0	0	3.2	0.18	0	0	18215.8	-0.01
willow	267	24	1997	0	0	2.25	0.97	-0.01	0	0	-1.78	0.18	0	0	18218	0
willow	268	24	1997	4.57	0	3.81	0.59	0.01	0	0	0.57	0.17	0	0	18221.9	0
willow	269	24	1997	0.76	0	1.18	0.31	-0.01	0	0	-0.57	0.17	0	0	18223	-0.01
willow	270	24	1997	0	0	1.96	1.28	0	0	0	-2.13	0.17	0	0	18225	0
willow	271	24	1997	0.51	0	2.03	1.13	0.01	0	0	-1.7	0.17	0	0	18227	0
willow	272	24	1997	17.53	0	3.38	0.58	0.01	0	0	13.96	0.17	0	0	18230.4	0.01
willow	273	24	1997	1.78	0	2.82	0.99	-0.01	0	0	-1.19	0.17	0	0	18233.2	-0.01
willow	274	24	1997	3.56	0	3.32	0.08	-0.01	0	0	0.09	0.17	0	0	18236.5	0
willow	275	24	1997	0	0	1.65	1.13	0	0	0	-1.8	0.17	0	0	18238.2	-0.01
willow	276	24	1997	5.08	0.86	1.68	0.06	0.01	0	0	2.37	0.17	0	0	18239.9	-0.01
willow	277	24	1997	0.51	0	2.96	1.54	0.01	0	0	-1.77	0.16	0	0	18242.8	0
willow	278	24	1997	9.91	0	3.89	1.26	0	0	0	5.85	0.16	0	0	18246.7	0.01
willow	279	24	1997	0	0	3.22	2.48	-0.01	0	0	-3.37	0.16	0	0	18249.9	-0.01
willow	280	24	1997	0	0	1.71	1.43	0	0	0	-1.86	0.16	0	0	18251.6	0
willow	281	24	1997	0	0	2.37	1.81	0.01	0	0	-2.53	0.16	0	0	18254	-0.01
willow	282	24	1997	0	0	2.64	2.12	0.01	0	0	-2.8	0.16	0	0	18256.7	0
willow	283	24	1997	0.25	0	2.52	1.48	-0.02	0	0	-2.41	0.16	0	0	18259.2	0
willow	284	24	1997	0	0	2.09	1.14	-0.01	0	0	-2.23	0.16	0	0	18261.3	0
willow	285	24	1997	0	0	2.25	1.47	0	0	0	-2.42	0.16	0	0	18263.5	0.01
willow	286	24	1997	0	0	2.27	1.55	0.01	0	0	-2.42	0.16	0	0	18265.8	-0.01
willow	287	24	1997	0	0	1.23	0.89	0	0	0	-1.39	0.15	0	0	18267	0
willow	288	24	1997	0	0	2.06	0.92	-0.02	0	0	-2.2	0.15	0	0	18269.1	0
willow	289	24	1997	0	0	1.73	0.73	-0.01	0	0	-1.88	0.15	0	0	18270.8	0
willow	290	24	1997	0	0	1.39	0.54	0	0	0	-1.54	0.15	0	0	18272.2	0
willow	291	24	1997	0	0	1.35	0.51	0	0	0	-1.49	0.15	0	0	18273.5	0
willow	292	24	1997	0	0	1.45	0.57	0	0	0	-1.61	0.15	0	0	18275	0
willow	293	24	1997	0.51	0	0.88	0.31	0.01	0	0	-0.52	0.15	0	0	18275.9	-0.01
willow	294	24	1997	0.51	0	0.94	0.27	0	0	0	-0.57	0.15	0	0	18276.8	-0.01
willow	295	24	1997	2.54	0	1.53	0	-0.01	0	0	0.87	0.15	0	0	18278.4	-0.01
willow	296	24	1997	0.76	0	1.52	0.21	0	0	0	-0.9	0.15	0	0	18279.9	-0.01
willow	297	24	1997	0	0	0.8	0.26	0	0	0	-0.95	0.14	0	0	18280.7	0
willow	298	24	1997	0	0	0.49	0.15	0	0	0	-0.61	0.14	0	0	18281.2	-0.03
willow	299	24	1997	9.91	0	1.62	0.13	0	0	0	8.13	0.14	0	0	18282.8	0.01
willow	300	24	1997	3.81	0	1.99	0.26	0	0	0	1.68	0.14	0	0	18284.8	-0.01
willow	301	24	1997	0.51	0	1.42	0.07	0	0	0	-1.04	0.14	0	0	18286.2	-0.01
willow	302	24	1997	0.25	0	0.82	0.11	0	0	0	-0.71	0.14	0	0	18287	-0.01
willow	303	24	1997	0	0	1.25	0.08	0	0	0	-1.38	0.14	0	0	18288.3	0
willow	304	24	1997	0	0	1.64	0.08	0	0	0	-1.76	0.14	0	0	18289.9	-0.02
willow	305	24	1997	10.41	0	0.81	0	0	0	0	9.46	0.14	0	0	18290.7	0
willow	306	24	1997	21.59	0	0.89	0	0	0	0	20.56	0.14	0	0	18291.6	0
willow	307	24	1997	0	0	2.47	0	0	0	0	-2.6	0.14	0	0	18294.1	0
willow	308	24	1997	3.3	0	1.09	0	0	0	0	2.08	0.14	0	0	18295.2	0
willow	309	24	1997	0	0	0.71	0	0	0	0	-0.85	0.13	0	0	18295.9	0
willow	310	24	1997	0	0	1.44	0	0	0	0	-1.58	0.13	0	0	18297.3	0
willow	311	24	1997	0	0	1.24	0	0	0	0	-1.37	0.13	0	0	18298.6	0
willow	312	24	1997	5.59	0	0.54	0	0	0	0	4.91	0.13	0	0	18299.1	0
willow	313	24	1997	13.72	0	0.47	0	0	0	0	13.11	0.13	0	0	18299.6	0
willow	314	24	1997	0	0	0.79	0	0	0	0	-0.92	0.13	0	0	18300.4	0
willow	315	24	1997	0.76	0	1.16	0	0	0	0	-0.53	0.13	0	0	18301.5	0
willow	316	24	1997	0.25	0	1.46	0	0	0	0	-1.34	0.13	0	0	18303	0
willow	317	24	1997	0	0	1.17	0	0	0	0	-1.3	0.13	0	0	18304.2	0
willow	318	24	1997	23.11	0	0.27	0	0	23.01	0	-0.3	0.13	0	0	18304.4	0
willow	319	24	1997	2.29	0	0	0	0	2.32	0	-0.16	0.13	0	0	18304.4	0
willow	320	24	1997	2.79	0	0.08	0	0	2.75	0	-0.17	0.13	0	0	18304.5	0
willow	321	24	1997	0	0	0.67	0	0	-0.64	0	-0.15	0.13	0	0	18305.2	0
willow	322	24	1997	0	0	0.19	0	0	-0.15	0	-0.16	0.12	0	0	18305.4	0
willow	323	24	1997	0	0	0.06	0	0	-0.31	0	0.13	0.12	0	0	18305.4	0
willow	324	24	1997	0	0	0.13	0	0	-0.88	0	0.62	0.12	0	0	18305.6	0
willow	325	24	1997	0	0	-0.01	0	0	-5.45	0	5.34	0.12	0	0	18305.5	0
willow	326	24	1997	5.33	0	-0.04	0	0	-1.84	0	7.08	0.12	0	0	18305.5	0
willow	327	24	1997	1.02	0	-0.07	0	0	-4.32	0	5.29	0.12	0	0	18305.4	0
willow	328	24	1997	1.02	0	0.55	0	0	0.56	0	-0.21	0.12	0	0	18306	0
willow	329	24	1997	0.25	0	0.25	0	0	-1.3	0	1.19	0.12	0	0	18306.3	0
willow	330	24	1997	3.56	0	-0.08	0	0	-13.76	0	17.28	0.12	0	0	18306.2	0
willow	331	24	1997	2.79	0	1.33	0	0	2.62	0	-1.27	0.12	0	0	18307.5	0

Attachment D-1
Honeywell
Wastebeds 9-15 SWSR Pre-Design Investigation
SHAW Output Data

RUN	DAY	HR	YR	PRECIP	precip INTRCP	ET	TRANSP	CANOPY chg in storage	SNOW chg in storage	RESIDUE chg in storage	SOIL chg in storage	PERC	RUNOFF	PONDED	Etcum	ERROR
willow	332	24	1997	0.25	0	-0.14	0	0	-2.62	0	2.89	0.12	0	0	18307.4	0
willow	333	24	1997	0	0	0.21	0	0	0	0	-0.32	0.12	0	0	18307.6	0
willow	334	24	1997	10.67	0	0.19	0	0	0	0	10.36	0.12	0	0	18307.8	0
willow	335	24	1997	0.51	0	2.15	0	0	0	0	-1.76	0.12	0	0	18309.9	0
willow	336	24	1997	0	0	1.71	0	0	0	0	-1.82	0.11	0	0	18311.6	0
willow	337	24	1997	1.78	0	0.02	0	0	1.77	0	-0.13	0.11	0	0	18311.6	0
willow	338	24	1997	3.56	0	-0.33	0	0	-1.77	0	5.54	0.11	0	0	18311.3	0
willow	339	24	1997	3.05	0	-0.01	0	0	0	0	2.95	0.11	0	0	18311.3	0
willow	340	24	1997	2.54	0	0.95	0	0	2.34	0	-0.86	0.11	0	0	18312.3	0
willow	341	24	1997	2.29	0	0.09	0	0	1.24	0	0.84	0.11	0	0	18312.3	0
willow	342	24	1997	0	0	0.19	0	0	-0.37	0	0.07	0.11	0	0	18312.5	0
willow	343	24	1997	0	0	0.16	0	0	0.13	0	-0.4	0.11	0	0	18312.7	0
willow	344	24	1997	12.95	0	0	0	0	13.22	0	-0.37	0.11	0	0	18312.7	0
willow	345	24	1997	2.03	0	0.06	0	0	2.02	0	-0.15	0.11	0	0	18312.8	0
willow	346	24	1997	0.51	0	0.15	0	0	0.39	0	-0.14	0.11	0	0	18312.9	0
willow	347	24	1997	1.27	0	0.37	0	0	0.95	0	-0.15	0.11	0	0	18313.3	0
willow	348	24	1997	0.25	0	0.23	0	0	0.14	0	-0.23	0.11	0	0	18313.5	0
willow	349	24	1997	0	0	0	0	0	0.18	0	-0.28	0.11	0	0	18313.5	0
willow	350	24	1997	0	0	-0.01	0	0	-0.25	0	0.16	0.11	0	0	18313.5	0
willow	351	24	1997	0	0	0.08	0	0	-0.98	0	0.8	0.11	0	0	18313.6	0
willow	352	24	1997	0	0	0.02	0	0	-0.48	0	0.35	0.1	0	0	18313.6	0
willow	353	24	1997	0	0	0.04	0	0	-3.65	0	3.51	0.1	0	0	18313.6	0
willow	354	24	1997	2.54	0	0.13	0	0	1.72	0	0.59	0.1	0	0	18313.7	0
willow	355	24	1997	0	0	0.09	0	0	0.14	0	-0.33	0.1	0	0	18313.8	0
willow	356	24	1997	6.6	0	-0.04	0	0	6.8	0	-0.26	0.1	0	0	18313.8	0
willow	357	24	1997	6.6	0	0.03	0	0	6.59	0	-0.12	0.1	0	0	18313.8	0
willow	358	24	1997	1.27	0	-0.01	0	0	1.31	0	-0.14	0.1	0	0	18313.8	0
willow	359	24	1997	10.41	0	-0.25	0	0	-3.88	0	14.44	0.1	0	0	18313.6	0
willow	360	24	1997	1.02	0	0	0	0	-5.42	0	6.34	0.1	0	0	18313.6	0
willow	361	24	1997	0	0	0.05	0	0	-0.86	0	0.71	0.1	0	0	18313.6	0
willow	362	24	1997	0	0	0.08	0	0	-0.06	0	-0.13	0.1	0	0	18313.7	0
willow	363	24	1997	4.32	0	0.07	0	0	4.35	0	-0.19	0.1	0	0	18313.8	0
willow	364	24	1997	35.56	0	0.02	0	0	35.58	0	-0.14	0.1	0	0	18313.8	0
willow	365	24	1997	5.84	0	-0.04	0	0	5.92	0	-0.13	0.1	0	0	18313.7	0
willow	1	24	1998	0.25	0	0.14	0	0	0.15	0	-0.13	0.1	0	0	18313.9	0
willow	2	24	1998	0	0	0.03	0	0	-0.87	0	0.74	0.1	0	0	18313.9	0
willow	3	24	1998	1.78	0	-0.29	0	0	-18.03	0	20	0.1	0	0	18313.6	0
willow	4	24	1998	5.33	0	-0.11	0	0	-8.01	0	13.36	0.1	0	0	18313.5	0
willow	5	24	1998	0	0	-0.24	0	0	-4.88	0	5.03	0.1	0	0	18313.3	0
willow	6	24	1998	6.86	0	-0.66	0	0	-20.38	0	27.81	0.1	0	0	18312.6	0
willow	7	24	1998	14.48	0	-0.41	0	0	-14.53	0	29.3	0.1	0	0	18312.2	0.01
willow	8	24	1998	29.72	0	-0.31	0	0	-0.53	0	30.45	0.09	0	0	18311.9	0.02
willow	9	24	1998	2.54	0	0.16	0	0	0	0	2.29	0.09	0	0	18312	0
willow	10	24	1998	0	0	1.42	0	0	0	0	-1.51	0.09	0	0	18313.5	0
willow	11	24	1998	1.02	0	1.31	0	0	1.2	0	-1.59	0.09	0	0	18314.8	0
willow	12	24	1998	0	0	0.11	0	0	0.64	0	-0.85	0.09	0	0	18314.9	0
willow	13	24	1998	1.52	0	0.56	0	0	-0.74	0	-0.23	0.09	1.84	0	18315.4	0
willow	14	24	1998	1.02	0	0.15	0	0	1.35	0	-0.58	0.09	0	0	18315.6	0
willow	15	24	1998	11.18	0	0.23	0	0	11.1	0	-0.24	0.09	0	0	18315.8	0
willow	16	24	1998	6.6	0	-0.02	0	0	6.68	0	-0.14	0.09	0	0	18315.8	0
willow	17	24	1998	2.79	0	-0.01	0	0	2.86	0	-0.14	0.09	0	0	18315.8	0
willow	18	24	1998	2.03	0	0	0	0	2.09	0	-0.15	0.09	0	0	18315.8	0
willow	19	24	1998	0.76	0	-0.02	0	0	0.84	0	-0.15	0.09	0	0	18315.8	0
willow	20	24	1998	0.76	0	-0.04	0	0	0.86	0	-0.16	0.09	0	0	18315.7	0
willow	21	24	1998	0	0	-0.02	0	0	0.12	0	-0.19	0.09	0	0	18315.7	0
willow	22	24	1998	0	0	-0.06	0	0	0.22	0	-0.25	0.09	0	0	18315.6	0
willow	23	24	1998	25.4	0	0.18	0	0	25.3	0	-0.17	0.09	0	0	18315.8	0
willow	24	24	1998	1.27	0	-0.01	0	0	1.29	0	-0.1	0.09	0	0	18315.8	0
willow	25	24	1998	0.51	0	0.03	0	0	0.47	0	-0.09	0.09	0	0	18315.8	0
willow	26	24	1998	0	0	0	0	0	0.05	0	-0.15	0.1	0	0	18315.8	0
willow	27	24	1998	0	0	0.08	0	0	-0.01	0	-0.17	0.1	0	0	18315.9	0
willow	28	24	1998	0	0	0.08	0	0	-0.04	0	-0.14	0.1	0	0	18316	0
willow	29	24	1998	1.52	0	0.01	0	0	1.56	0	-0.15	0.1	0	0	18316	0
willow	30	24	1998	3.56	0	-0.2	0	0	2.59	0	-0.08	0.1	1.15	0	18315.8	0
willow	31	24	1998	0	0	-0.12	0	0	0.15	0	-0.13	0.11	0	0	18315.7	0
willow	32	24	1998	0	0	-0.04	0	0	0.1	0	-0.16	0.11	0	0	18315.6	0
willow	33	24	1998	0	0	0.16	0	0	-1.1	0	-0.11	0.11	0.94	0	18315.8	0
willow	34	24	1998	0	0	0.09	0	0	-0.82	0	-0.09	0.11	0.7	0	18315.9	0
willow	35	24	1998	0	0	0.02	0	0	-0.15	0	-0.11	0.12	0.12	0	18315.9	0
willow	36	24	1998	0	0	0.11	0	0	-0.07	0	-0.16	0.12	0	0	18316	0
willow	37	24	1998	0	0	0.13	0	0	-0.06	0	-0.19	0.12	0	0	18316.2	0
willow	38	24	1998	0	0	0.04	0	0	0.04	0	-0.2	0.13	0	0	18316.2	0
willow	39	24	1998	0	0	-0.01	0	0	-0.07	0	-0.18	0.13	0.12	0	18316.2	0
willow	40	24	1998	0	0	-0.01	0	0	-0.24	0	-0.17	0.13	0.28	0	18316.2	0
willow	41	24	1998	0	0	0.01	0	0	-1.76	0	-0.16	0.14	1.77	0	18316.2	0
willow	42	24	1998	1.02	0	0.05	0	0	-4.83	0	-0.12	0.14	5.78	0	18316.3	0
willow	43	24	1998	7.11	0	-0.31	0	0	-12.53	0	-0.11	0.15	19.92	0	18315.9	0
willow	44	24	1998	0.25	0	0.47	0	0	-0.45	0	-0.19	0.15	0.27	0	18316.4	0
willow	45	24	1998	0	0	0.47	0	0	-0.38	0	-0.25	0.15	0	0	18316.9	0
willow	46	24	1998	0	0	0.34	0	0	-0.29	0	-0.22	0.16	0	0	18317.2	0
willow	47	24	1998	0	0	0.43	0	0	-0.5	0	-0.17	0.16	0.08	0	18317.7	0
willow	48	24	1998	10.41	0	0.8	0	0	0.3	0	-0.15	0.17	9.29	0	18318.5	0
willow	49	24	1998	6.86	0	-0.36	0	0	-15.08	0	-0.14	0.18	22.27	0	18318.1	0
willow	50	24	1998	7.62	0	-0.16	0	0	-6.69	0	1.51	0.18	12.78	0	18317.9	0
willow	51	24	1998	0.51	0	-0.2	0	0	-6.34	0	6.11	0.18	0.77	0	18317.7	0
willow	52	24	1998	0.51	0	0.25	0	0	-2.28	0	2.35	0.19	0	0	18318	0
willow	53	24	1998	0	0	0.3	0	0	-0.88	0	0.39	0.19	0	0	18318.3	0
willow	54	24	1998	0.25	0	0.42	0	0	-1.46	0	1.1	0.19	0	0	18318.7	0
willow	55	24	1998	26.92	0	0.13	0	0	-1.03	0	27.59	0.2	0	0	18318.8	0.04
willow	56	24	1998	3.05	0	0.95	0	0	-2	0	3.9	0.2	0	0	18319.8	0
willow	57	24	1998	0	0	1.85	0	0	0	0	-2.05	0.21	0	0	18321.6	0
willow	58	24	1998	0	0	0.86	0	0	0	0	-1.07	0.21	0	0	18322.5	0
willow	59	24	1998	15.24	0	0.68	0	0	0	0	14.33	0.22	0	0	18323.2	0.02
willow	60	24	1998	0	0	1.07	0	0	0	0	-1.29	0.22	0	0	18324.3	0
willow	61	24	1998	0.51	0	0.93	0	0	0	0	-0.65	0.22	0	0	18325.2	0
willow	62	24	1998	0.51	0	0.66	0	0	0	0	-0.38	0.23	0	0	18325.8	0
willow	63	24	1998	1.27	0	1.21	0	0	0	0	-0.17	0.23	0	0	18327.1	0
willow	64	24	1998	1.52	0	1.25	0	0	0	0	0.04	0.24	0	0	18328.3	0
willow	65	24	1998	0	0	1.18	0	0	0	0	-1.42	0.24	0	0	18329.5	0
willow	66	24	1998	0	0	1.91	0	0	0	0	-2.15	0.24	0	0	18331.4	0
willow	67	24	1998	12.45	0	1.62	0	0	0	0	10.56	0.25	0	0	18333	0.02
willow	68	24	1998	11.18	0	2.33	0	0	0	0	8.59	0.26	0	0	18335.3	0
willow	69	24	1998	3.81	0	2.99	0	0	0	0	0.56	0.26	0	0	18338.3	0

Attachment D-1
Honeywell
Wastebeds 9-15 SWSR Pre-Design Investigation
SHAW Output Data

RUN	DAY	HR	YR	PRECIP	precip INTRCP	ET	TRANSP	CANOPY chg in storage	SNOW chg in storage	RESIDUE chg in storage	SOIL chg in storage	PERC	RUNOFF	PONDED	Etcum	ERROR
willow	70	24	1998	0.51	0	1.6	0	0	0	0	-1.86	0.27	0	0.49	18339.9	0
willow	71	24	1998	1.27	0	0.58	0	0	1.55	0	-0.65	0.28	0	0	18340.5	0
willow	72	24	1998	0	0	0.24	0	0	0.07	0	-0.59	0.29	0	0	18340.8	0
willow	73	24	1998	2.03	0	0.54	0	0	1.51	0	-0.32	0.3	0	0	18341.3	0
willow	74	24	1998	0.25	0	0.27	0	0	0.24	0	-0.57	0.31	0	0	18341.6	0
willow	75	24	1998	0	0	0.17	0	0	0.17	0	-0.66	0.32	0	0	18341.7	0
willow	76	24	1998	0	0	0.16	0	0	-0.31	0	-0.18	0.33	0	0	18341.9	0
willow	77	24	1998	4.57	0	0.02	0	0	-3.23	0	4.22	0.35	3.21	0	18341.9	0
willow	78	24	1998	3.05	0	-0.43	0	0	0	0	3.11	0.36	0	0	18341.5	0
willow	79	24	1998	0.25	0	0.47	0	0	0	0	-0.59	0.38	0	0	18341.9	0
willow	80	24	1998	24.64	0	0.18	0	0	24.1	0	-0.03	0.4	0	0	18342.1	-0.01
willow	81	24	1998	3.56	0	0.16	0	0	3.29	0	-0.31	0.41	0	0	18342.3	0
willow	82	24	1998	0.51	0	0.43	0	0	0.06	0	-0.41	0.43	0	0	18342.7	0
willow	83	24	1998	0	0	0.29	0	0	-0.78	0	0.05	0.45	0	0	18343	0
willow	84	24	1998	0	0	0.16	0	0	-3.34	0	2.71	0.46	0	0	18343.2	0
willow	85	24	1998	0	0	-0.25	0	0	-23.34	0	23.1	0.48	0	0	18342.9	0.01
willow	86	24	1998	0	0	3.83	0	0	0	0	-4.32	0.49	0	0	18346.7	0
willow	87	24	1998	2.79	0	4.57	0	0	0	0	-2.29	0.51	0	0	18351.3	0
willow	88	24	1998	0	0	3.4	0	0	0	0	-3.93	0.52	0	0	18354.7	0
willow	89	24	1998	0	0	4.98	0	0	0	0	-5.52	0.54	0	0	18359.7	0
willow	90	24	1998	0	0	5.35	0	0	0	0	-5.9	0.55	0	0	18365.1	0
willow	91	24	1998	17.53	0	1.46	0	0	0	0	15.5	0.57	0	0	18366.5	0
willow	92	24	1998	0.76	0	2.31	0.05	0	0	0	-2.13	0.58	0	0	18368.8	0.01
willow	93	24	1998	1.52	0	2.29	0.08	0	0	0	-1.35	0.6	0	0	18371.1	0
willow	94	24	1998	0	0	1.94	0.06	0	0	0	-2.54	0.61	0	0	18373	0
willow	95	24	1998	0	0	3.96	0.21	0	0	0	-4.58	0.63	0	0	18377	-0.01
willow	96	24	1998	0	0	4.22	0.38	0	0	0	-4.85	0.65	0	0	18381.2	-0.01
willow	97	24	1998	0	0	4.03	0.58	0	0	0	-4.69	0.67	0	0	18385.2	0
willow	98	24	1998	4.32	0	1.78	0.28	0	0	0	1.85	0.68	0	0	18387	0
willow	99	24	1998	1.02	0	1.46	0.26	0	0	0	-1.14	0.71	0	0	18388.5	-0.01
willow	100	24	1998	0	0	4.36	0.7	-0.01	0	0	-5.08	0.73	0	0	18392.8	0
willow	101	24	1998	0	0	3.79	0.86	0	0	0	-4.54	0.75	0	0	18396.6	0
willow	102	24	1998	0	0	4.12	1.13	0	0	0	-4.91	0.77	0	0	18400.8	0.02
willow	103	24	1998	0	0	4.51	1.56	0	0	0	-5.3	0.79	0	0	18405.3	-0.01
willow	104	24	1998	0	0	4.21	1.95	0.01	0	0	-5.03	0.81	0	0	18409.5	0
willow	105	24	1998	1.02	0	1.11	0.31	0.01	0	0	-0.95	0.83	0	0	18410.6	0.01
willow	106	24	1998	1.27	0	1.81	0.78	0	0	0	-1.36	0.84	0	0	18412.4	-0.03
willow	107	24	1998	4.57	0	2.75	0.94	0	0	0	0.98	0.86	0	0	18415.2	-0.02
willow	108	24	1998	0	0	4.61	1.85	-0.02	0	0	-5.47	0.88	0	0	18419.8	0
willow	109	24	1998	13.72	0	2.17	0.37	0.01	0	0	10.64	0.89	0	0	18421.9	0
willow	110	24	1998	3.3	0	4.01	1.04	0	0	0	-1.59	0.9	0	0	18425.9	-0.01
willow	111	24	1998	0	0	4.84	2.21	-0.01	0	0	-5.76	0.91	0	0	18430.8	0.01
willow	112	24	1998	0	0	4.68	2.25	0	0	0	-5.6	0.92	0	0	18435.5	0
willow	113	24	1998	0	0	3.85	2.13	0	0	0	-4.77	0.93	0	0	18439.3	0
willow	114	24	1998	1.02	0	5.16	2.36	0	0	0	-5.07	0.93	0	0	18444.5	0
willow	115	24	1998	3.05	0	4.82	1.11	0	0	0	-2.71	0.94	0	0	18449.3	0
willow	116	24	1998	0	0	2.34	1.18	-0.01	0	0	-3.28	0.94	0	0	18451.6	0.01
willow	117	24	1998	0	0	3.36	1.39	0	0	0	-4.3	0.94	0	0	18455	0.01
willow	118	24	1998	0	0	4.4	2.16	0	0	0	-5.34	0.94	0	0	18459.4	0
willow	119	24	1998	0	0	4.73	2.83	0	0	0	-5.67	0.94	0	0	18464.1	0
willow	120	24	1998	0	0	4.96	3.21	0.01	0	0	-5.91	0.94	0	0	18469.1	0
willow	121	24	1998	1.27	0	2.96	1.69	0.01	0	0	-2.64	0.93	0	0	18472	0
willow	122	24	1998	1.78	0	2.53	0.84	0.01	0	0	-1.69	0.93	0	0	18474.6	0
willow	123	24	1998	1.02	0	2.26	1.08	0	0	0	-2.16	0.92	0	0	18476.8	-0.01
willow	124	24	1998	3.56	0	2.64	0.28	0	0	0	0.01	0.92	0	0	18479.4	-0.01
willow	125	24	1998	0.51	0	3.32	2.33	0	0	0	-3.71	0.91	0	0	18482.8	-0.01
willow	126	24	1998	0.25	0	3.94	2.59	0	0	0	-4.59	0.91	0	0	18486.7	0
willow	127	24	1998	0	0	5.58	3.68	-0.01	0	0	-6.46	0.9	0	0	18492.3	-0.01
willow	128	24	1998	0	0	3.03	2.23	0	0	0	-3.92	0.89	0	0	18495.3	0
willow	129	24	1998	3.56	0	3.26	0.53	0.01	0	0	-0.59	0.88	0	0	18498.6	0
willow	130	24	1998	18.29	0.63	2.05	0.09	0	0	0	14.75	0.87	0	0	18500.6	-0.01
willow	131	24	1998	15.24	0	3.5	0.4	0	0	0	11.51	0.87	0	0	18504.1	0
willow	132	24	1998	0	0	5.05	3.42	-0.02	0	0	-5.89	0.86	0	0	18509.2	0
willow	133	24	1998	0	0	6.4	4.48	0	0	0	-7.25	0.85	0	0	18515.6	0
willow	134	24	1998	0	0	6.01	4.54	0.02	0	0	-6.86	0.84	0	0	18521.6	0
willow	135	24	1998	0	0	5.74	4.37	0.01	0	0	-6.58	0.83	0	0	18527.3	-0.01
willow	136	24	1998	0	0	6.36	4.94	0	0	0	-7.18	0.82	0	0	18533.7	0
willow	137	24	1998	0.25	0	7.58	5.48	-0.01	0	0	-8.11	0.81	0	0	18541.3	-0.02
willow	138	24	1998	0	0	5.85	4.53	-0.01	0	0	-6.64	0.8	0	0	18547.1	-0.01
willow	139	24	1998	0	0	5.1	4.01	0.02	0	0	-5.91	0.79	0	0	18552.2	0
willow	140	24	1998	0	0	6.83	5.04	-0.01	0	0	-7.59	0.78	0	0	18559.1	-0.01
willow	141	24	1998	0	0	3.44	2.51	-0.02	0	0	-4.2	0.77	0	0	18562.5	0
willow	142	24	1998	0	0	3.94	2.87	-0.01	0	0	-4.68	0.76	0	0	18566.4	-0.01
willow	143	24	1998	0	0	5.76	4.01	0	0	0	-6.51	0.75	0	0	18572.2	0
willow	144	24	1998	0	0	5.63	4.22	0	0	0	-6.36	0.74	0	0	18577.8	-0.01
willow	145	24	1998	0	0	4.58	3.74	0.01	0	0	-5.31	0.73	0	0	18582.4	-0.01
willow	146	24	1998	0	0	3.69	3.32	0.01	0	0	-4.41	0.72	0	0	18586.1	0
willow	147	24	1998	0	0	3.72	3.45	-0.01	0	0	-4.42	0.71	0	0	18589.8	0
willow	148	24	1998	0	0	3.42	3.41	0	0	0	-4.13	0.7	0	0	18593.2	0
willow	149	24	1998	5.33	0	5.27	2.01	0.02	0	0	-0.65	0.7	0	0	18598.5	-0.01
willow	150	24	1998	0	0	3.93	2.47	-0.03	0	0	-4.59	0.69	0	0	18602.4	0
willow	151	24	1998	9.14	0	3.93	1.1	0.02	0	0	4.52	0.68	0	0	18606.4	-0.01
willow	152	24	1998	0	0	2.56	1.28	-0.03	0	0	-3.2	0.67	0	0	18608.9	0
willow	153	24	1998	2.29	0	3.21	1.05	0.01	0	0	-1.59	0.66	0	0	18612.1	0
willow	154	24	1998	0	0	2.85	1.48	-0.02	0	0	-3.49	0.65	0	0	18615	0
willow	155	24	1998	0	0	2.99	1.48	0	0	0	-3.63	0.64	0	0	18618	0
willow	156	24	1998	0	0	2.82	1.39	0	0	0	-3.46	0.63	0	0	18620.8	0.01
willow	157	24	1998	0	0	2.5	1.44	0	0	0	-3.13	0.63	0	0	18623.3	0
willow	158	24	1998	0	0	0.75	0.93	0	0	0	-1.37	0.62	0	0	18624	0
willow	159	24	1998	0.25	0	1.38	1.16	0.01	0	0	-1.75	0.61	0	0	18625.4	0
willow	160	24	1998	0	0	2.24	1.73	-0.01	0	0	-2.83	0.6	0	0	18627.7	0
willow	161	24	1998	0	0	1.4	1.45	0	0	0	-2	0.59	0	0	18629.1	0
willow	162	24	1998	0.25	0	0.16	0.64	0.02	0	0	-0.51	0.59	0	0	18629.2	0
willow	163	24	1998	13.72	0	4.15	1.02	0.02	0	0	8.98	0.58	0	0	18633.4	0
willow	164	24	1998	4.57	0	5.05	1.14	0.01	0	0	-1.03	0.57	0	0	18638.4	-0.02
willow	165	24	1998	5.59	1.21	2.72	0.17	-0.01	0	0	1.12	0.56	0	0	18641.1	-0.01
willow	166	24	1998	0.25	0	4.24	2.22	0	0	0	-3.32	0.56	0	0	18645.4	-0.01
willow	167	24	1998	5.59	0	5.57	1.56	0.01	0	0	-0.53	0.55	0	0	18650.9	-0.02
willow	168	24	1998	32	0	4.26	0.44	0	0	0	27.21	0.54	0	0	18655.2	-0.01
willow	169	24	1998	2.03	0	5.75	3.42	-0.01	0	0	-4.23	0.54	0	0	18661	-0.02
willow	170	24	1998	0	0	6.21	5.41	0	0	0	-6.72	0.53	0	0	18667.2	-0.03
willow	171	24	1998	0	0	6.36	5.36	0	0	0	-6.85	0.52	0	0	18673.5	-0.03
willow	172	24	1998	0	0	6.01	5.19	0.01	0	0	-6.52	0.52	0	0	18679.5	-0.01

Attachment D-1
Honeywell
Wastebeds 9-15 SWSR Pre-Design Investigation
SHAW Output Data

RUN	DAY	HR	YR	PRECIP	precip INTRCP	ET	TRANSP	CANOPY chg in storage	SNOW chg in storage	RESIDUE chg in storage	SOIL chg in storage	PERC	RUNOFF	PONDED	Etcum	ERROR
willow	173	24	1998	0	0	4.45	4.03	0.01	0	0	-4.95	0.51	0	0	18684	-0.02
willow	174	24	1998	2.54	0	3.68	1.29	0	0	0	-1.63	0.5	0	0	18687.7	-0.01
willow	175	24	1998	0	0	4.66	3.8	-0.01	0	0	-5.13	0.5	0	0	18692.3	-0.02
willow	176	24	1998	5.33	0	5.79	1.72	0	0	0	-0.94	0.49	0	0	18698.1	-0.01
willow	177	24	1998	23.88	0	6.76	2.76	0	0	0	16.65	0.48	0	0	18704.9	-0.02
willow	178	24	1998	2.54	0	6	3.15	-0.01	0	0	-3.91	0.48	0	0	18710.9	-0.02
willow	179	24	1998	5.59	0	6.94	2.61	0	0	0	-1.83	0.47	0	0	18717.8	0
willow	180	24	1998	6.6	0	7.07	2.77	0	0	0	-0.92	0.47	0	0	18724.9	-0.01
willow	181	24	1998	4.32	0	5.66	1.46	-0.01	0	0	-1.77	0.46	0	0	18730.6	-0.02
willow	182	24	1998	1.27	0	3.01	1.39	-0.01	0	0	-2.18	0.45	0	0	18733.6	-0.01
willow	183	24	1998	0	0	5.95	4.99	0	0	0	-6.37	0.45	0	0	18739.5	-0.02
willow	184	24	1998	0	0	5.41	4.46	0	0	0	-5.83	0.44	0	0	18744.9	-0.03
willow	185	24	1998	23.88	1.83	2.22	0.13	0.01	0	0	19.38	0.44	0	0	18747.2	0
willow	186	24	1998	0	0	6.6	3.97	-0.01	0	0	-5.19	0.43	0	0	18753.8	0
willow	187	24	1998	0	0	5.38	4.85	0	0	0	-5.79	0.43	0	0	18759.1	-0.02
willow	188	24	1998	9.4	1.46	2.63	0.18	0.02	0	0	4.87	0.42	0	0	18761.8	0
willow	189	24	1998	12.19	1.18	3.17	0	0	0	0	8.89	0.42	0	0	18764.9	0
willow	190	24	1998	0	0	5.67	4	0	0	0	-4.88	0.41	0	0	18770.6	-0.02
willow	191	24	1998	7.37	0	7.98	3.03	-0.02	0	0	-0.99	0.41	0	0	18778.6	-0.01
willow	192	24	1998	0	0	7.21	6.16	-0.01	0	0	-7.6	0.4	0	0	18785.8	-0.01
willow	193	24	1998	0	0	7.15	6.16	0	0	0	-7.54	0.4	0	0	18792.9	-0.02
willow	194	24	1998	0	0	5.99	5.3	0.01	0	0	-6.38	0.39	0	0	18798.9	-0.01
willow	195	24	1998	0	0	4.69	4.21	0.01	0	0	-5.09	0.39	0	0	18803.6	-0.01
willow	196	24	1998	0	0	4.69	3.96	0.01	0	0	-5.06	0.39	0	0	18808.3	-0.03
willow	197	24	1998	1.27	0	4.79	2.92	0.01	0	0	-3.89	0.38	0	0	18813.1	-0.02
willow	198	24	1998	0	0	3.07	2.28	0	0	0	-3.42	0.38	0	0	18816.2	-0.02
willow	199	24	1998	0	0	3.29	2.07	-0.02	0	0	-3.61	0.37	0	0	18819.5	-0.02
willow	200	24	1998	0	0	2.64	1.79	0	0	0	-2.99	0.37	0	0	18822.1	-0.01
willow	201	24	1998	7.11	0	5.4	0.99	0.02	0	0	1.31	0.37	0	0	18827.5	0.01
willow	202	24	1998	0	0	1.92	1.32	0	0	0	-2.28	0.36	0	0	18829.4	-0.01
willow	203	24	1998	9.65	0	6.13	1.62	0	0	0	3.18	0.36	0	0	18835.6	-0.02
willow	204	24	1998	12.19	0	6.34	1.9	0	0	0	5.5	0.35	0	0	18841.9	0
willow	205	24	1998	0	0	4.81	3.75	-0.03	0	0	-5.12	0.35	0	0	18846.7	-0.01
willow	206	24	1998	0	0	3.24	2.07	0	0	0	-3.58	0.35	0	0	18850	-0.01
willow	207	24	1998	0	0	2.62	1.68	0	0	0	-2.95	0.34	0	0	18852.6	-0.01
willow	208	24	1998	0	0	2.21	1.43	0	0	0	-2.55	0.34	0	0	18854.8	-0.01
willow	209	24	1998	0	0	2.22	1.34	0.01	0	0	-2.55	0.34	0	0	18857	-0.01
willow	210	24	1998	7.87	0	5.52	0.69	0	0	0	2.02	0.33	0	0	18862.5	0.01
willow	211	24	1998	0	0	0.95	0.59	0	0	0	-1.27	0.33	0	0	18863.5	-0.01
willow	212	24	1998	0	0	2.11	0.89	-0.02	0	0	-2.4	0.33	0	0	18865.6	-0.02
willow	213	24	1998	0	0	2.01	0.94	0	0	0	-2.32	0.32	0	0	18867.6	-0.01
willow	214	24	1998	0	0	1.83	0.88	0	0	0	-2.14	0.32	0	0	18869.4	-0.01
willow	215	24	1998	0	0	1.73	0.89	0	0	0	-2.03	0.32	0	0	18871.2	-0.02
willow	216	24	1998	0	0	1.67	0.86	0.01	0	0	-1.97	0.31	0	0	18872.8	-0.01
willow	217	24	1998	0	0	0.54	0.52	0.01	0	0	-0.86	0.31	0	0	18873.4	0
willow	218	24	1998	1.02	0	1.03	0.35	0.01	0	0	-0.33	0.31	0	0	18874.4	0
willow	219	24	1998	0.25	0	1.2	0.71	-0.01	0	0	-1.22	0.3	0	0	18875.6	-0.02
willow	220	24	1998	0	0	1.55	0.91	-0.01	0	0	-1.83	0.3	0	0	18877.2	-0.01
willow	221	24	1998	0	0	0.78	0.79	0.01	0	0	-1.08	0.3	0	0	18877.9	0
willow	222	24	1998	27.69	0	4.56	0.88	0.01	0	0	22.83	0.29	0	0	18882.5	-0.01
willow	223	24	1998	1.27	0	4.75	3.11	-0.01	0	0	-3.75	0.29	0	0	18887.2	-0.01
willow	224	24	1998	0	0	5.03	3.88	-0.02	0	0	-5.28	0.29	0	0	18892.3	-0.01
willow	225	24	1998	0	0	3.89	2.99	-0.01	0	0	-4.16	0.29	0	0	18896.2	-0.02
willow	226	24	1998	0	0	2.09	1.72	0.02	0	0	-2.39	0.28	0	0	18898.3	-0.01
willow	227	24	1998	0	0	2.42	1.75	0	0	0	-2.7	0.28	0	0	18900.7	-0.01
willow	228	24	1998	0	0	2.3	1.43	0.01	0	0	-2.57	0.28	0	0	18903	-0.01
willow	229	24	1998	0	0	1.42	0.98	0	0	0	-1.7	0.28	0	0	18904.4	0
willow	230	24	1998	10.67	0	4.41	0.21	-0.03	0	0	6.03	0.27	0	0	18908.8	-0.02
willow	231	24	1998	0	0	3.44	2.22	-0.02	0	0	-3.68	0.27	0	0	18912.3	-0.01
willow	232	24	1998	0	0	2.02	1.26	0.01	0	0	-2.29	0.27	0	0	18914.3	-0.01
willow	233	24	1998	0.25	0	1.56	0.9	0.02	0	0	-1.59	0.27	0	0	18915.8	0
willow	234	24	1998	0	0	1.52	0.97	0	0	0	-1.77	0.26	0	0	18917.4	-0.01
willow	235	24	1998	0	0	0.9	0.71	0.01	0	0	-1.17	0.26	0	0	18918.3	0
willow	236	24	1998	45.47	0	6.64	2.67	0	0	0	38.58	0.26	0	0	18924.9	-0.01
willow	237	24	1998	31.75	0	4.28	0.35	0	0	0	27.23	0.26	0	0	18929.2	-0.02
willow	238	24	1998	0	0	5	4.44	-0.01	0	0	-5.22	0.25	0	0	18934.2	-0.02
willow	239	24	1998	0	0	5.04	4.58	-0.01	0	0	-5.27	0.25	0	0	18939.2	-0.01
willow	240	24	1998	0	0	5.56	4.97	0	0	0	-5.78	0.25	0	0	18944.8	-0.03
willow	241	24	1998	2.79	0	4.28	1.68	0.01	0	0	-1.73	0.25	0	0	18949	-0.01
willow	242	24	1998	0	0	6.14	5.29	-0.02	0	0	-6.35	0.25	0	0	18955.2	-0.02
willow	243	24	1998	0	0	5.21	4.42	0	0	0	-5.43	0.24	0	0	18960.4	-0.02
willow	244	24	1998	0	0	4.48	3.88	0	0	0	-4.71	0.24	0	0	18964.9	-0.02
willow	245	24	1998	4.06	0	4.43	0.72	0	0	0	-0.61	0.24	0	0	18969.3	0
willow	246	24	1998	0	0	3.71	3.27	-0.01	0	0	-3.94	0.24	0	0	18973	-0.01
willow	247	24	1998	0	0	4.03	3.42	0	0	0	-4.25	0.24	0	0	18977	-0.02
willow	248	24	1998	0	0	4.43	3.68	0	0	0	-4.65	0.23	0	0	18981.5	-0.01
willow	249	24	1998	0	0	4.77	4.34	0.03	0	0	-5.02	0.23	0	0	18986.2	0
willow	250	24	1998	26.67	0	3.96	0.25	-0.01	0	0	22.51	0.23	0	0	18990.2	-0.02
willow	251	24	1998	9.14	0	4.46	0.47	-0.02	0	0	4.49	0.23	0	0	18994.6	-0.01
willow	252	24	1998	10.67	0	4.99	1.05	0	0	0	5.45	0.23	0	0	18999.6	-0.01
willow	253	24	1998	0	0	4.07	3.27	0	0	0	-4.28	0.22	0	0	19003.7	0
willow	254	24	1998	0	0	4.94	4.54	0.01	0	0	-5.17	0.22	0	0	19008.7	-0.01
willow	255	24	1998	0	0	3.97	3.58	0.01	0	0	-4.2	0.22	0	0	19012.6	0
willow	256	24	1998	0	0	3.91	3.3	-0.01	0	0	-4.1	0.22	0	0	19016.5	-0.02
willow	257	24	1998	0	0	3.31	3.04	0.02	0	0	-3.52	0.22	0	0	19019.8	-0.02
willow	258	24	1998	2.03	0	3.11	1.42	0.01	0	0	-1.3	0.22	0	0	19023	0
willow	259	24	1998	4.32	0	4.32	0.58	-0.03	0	0	-0.19	0.21	0	0	19027.3	-0.01
willow	260	24	1998	0	0	3.66	3.12	-0.01	0	0	-3.87	0.21	0	0	19030.9	0
willow	261	24	1998	0	0	3.73	3.19	0.01	0	0	-3.94	0.21	0	0	19034.7	-0.01
willow	262	24	1998	0	0	3.55	3	0.01	0	0	-3.76	0.21	0	0	19038.2	-0.01
willow	263	24	1998	0	0	3.1	2.73	0.01	0	0	-3.31	0.21	0	0	19041.3	-0.01
willow	264	24	1998	3.05	0	4.07	1.45	-0.01	0	0	-1.21	0.21	0	0	19045.4	-0.01
willow	265	24	1998	0	0	2.57	1.76	-0.03	0	0	-2.73	0.2	0	0	19048	-0.01
willow	266	24	1998	0	0	3.54	2.27	-0.02	0	0	-3.71	0.2	0	0	19051.5	0
willow	267	24	1998	0	0	2.41	1.84	0.01	0	0	-2.61	0.2	0	0	19053.9	0
willow	268	24	1998	0	0	2.07	1.75	0.02	0	0	-2.28	0.2	0	0	19056	-0.01
willow	269	24	1998	0.76	0	2.26	1.49	0.02	0	0	-1.71	0.2	0	0	19058.2	-0.01
willow	270	24	1998	0	0	1.41	1.29	0	0	0	-1.61	0.2	0	0	19059.7	0
willow	271	24	1998	0	0	2.43	1.34	-0.03	0	0	-2.6	0.2	0	0	19062.1	0
willow	272	24	1998	0	0	2.25	1.45	0	0	0	-2.43	0.19	0	0	19064.3	-0.01
willow	273	24	1998	0.51	0	1.49	0.82	0.02	0	0	-1.19	0.19	0	0	19065.8	0.01
willow	274	24	1998	4.83	0	4.03	0.64	-0.02	0	0	0.63	0.19	0	0	19069.8	0
willow	275	24	1998	6.35	0	2.94	0.07	0	0	0	3.23	0.19	0	0	19072.8	0

Attachment D-1
Honeywell
Wastebeds 9-15 SWSR Pre-Design Investigation
SHAW Output Data

RUN	DAY	HR	YR	PRECIP	precip INTRCP	ET	TRANSP	CANOPY chg in storage	SNOW chg in storage	RESIDUE chg in storage	SOIL chg in storage	PERC	RUNOFF	PONDED	Etcum	ERROR
willow	276	24	1998	0	0	1.31	0.82	-0.01	0	0	-1.48	0.19	0	0	19074.1	-0.01
willow	277	24	1998	0	0	1.83	1.07	0	0	0	-2.02	0.19	0	0	19075.9	0
willow	278	24	1998	0	0	1.79	0.97	0	0	0	-1.97	0.19	0	0	19077.7	0
willow	279	24	1998	0	0	1.67	0.81	0	0	0	-1.85	0.18	0	0	19079.4	-0.01
willow	280	24	1998	1.02	0	1.59	0.58	0.02	0	0	-0.77	0.18	0	0	19081	-0.01
willow	281	24	1998	20.07	0.99	1.05	0.02	0.01	0	0	17.85	0.18	0	0	19082	-0.01
willow	282	24	1998	0	0	1.46	0.18	0	0	0	-0.65	0.18	0	0	19083.5	0
willow	283	24	1998	1.52	0	1.79	0.52	0	0	0	-0.45	0.18	0	0	19085.3	0.01
willow	284	24	1998	0	0	1.26	0.82	0	0	0	-1.43	0.18	0	0	19086.5	0
willow	285	24	1998	0	0	2.29	1.48	-0.01	0	0	-2.46	0.18	0	0	19088.8	0
willow	286	24	1998	9.4	0	3.33	1.04	0	0	0	5.92	0.18	0	0	19092.1	-0.02
willow	287	24	1998	4.57	0	2.63	0.44	-0.01	0	0	1.78	0.17	0	0	19094.8	0
willow	288	24	1998	0.51	0	1.55	0.58	0	0	0	-1.2	0.17	0	0	19096.3	-0.01
willow	289	24	1998	0	0	1.97	1.11	0	0	0	-2.15	0.17	0	0	19098.3	0
willow	290	24	1998	0	0	1.24	0.8	0	0	0	-1.41	0.17	0	0	19099.5	0
willow	291	24	1998	2.29	0	3.33	1.7	0.01	0	0	-1.23	0.17	0	0	19102.9	0.01
willow	292	24	1998	0	0	1.88	0.88	-0.01	0	0	-2.02	0.17	0	0	19104.7	-0.01
willow	293	24	1998	0	0	2.36	0.9	-0.01	0	0	-2.51	0.17	0	0	19107.1	-0.01
willow	294	24	1998	4.83	0	1.98	0.26	0	0	0	2.68	0.17	0	0	19109.1	0
willow	295	24	1998	3.3	0	1.81	0.18	0	0	0	1.33	0.17	0	0	19110.9	-0.01
willow	296	24	1998	0	0	2.88	0.9	0	0	0	-3.04	0.16	0	0	19113.8	-0.01
willow	297	24	1998	0	0	3.59	1.04	0	0	0	-3.75	0.16	0	0	19117.4	0
willow	298	24	1998	0	0	1.91	0.62	0	0	0	-2.07	0.16	0	0	19119.3	0
willow	299	24	1998	0	0	1.51	0.42	0	0	0	-1.67	0.16	0	0	19120.8	0
willow	300	24	1998	0	0	2.1	0.48	0	0	0	-2.26	0.16	0	0	19122.9	0.01
willow	301	24	1998	5.59	0	1.26	0.18	0	0	0	4.16	0.16	0	0	19124.1	0
willow	302	24	1998	0	0	1.79	0.18	-0.01	0	0	-1.94	0.16	0	0	19125.9	-0.01
willow	303	24	1998	0	0	1.34	0.09	0	0	0	-1.51	0.16	0	0	19127.3	0.02
willow	304	24	1998	0	0	1.12	0.05	0	0	0	-1.28	0.16	0	0	19128.4	0.01
willow	305	24	1998	0.25	0	1.06	0	0	0	0	-0.96	0.15	0	0	19129.4	0
willow	306	24	1998	1.02	0	1.67	0	0	0	0	-0.81	0.15	0	0	19131.1	0
willow	307	24	1998	0	0	2.15	0	0	0	0	-2.3	0.15	0	0	19133.3	0
willow	308	24	1998	0.25	0	1.15	0	0	0	0	-1.05	0.15	0	0	19134.4	0
willow	309	24	1998	0	0	0.52	0	0	0	0	-0.67	0.15	0	0	19134.9	0
willow	310	24	1998	0.25	0	0.43	0	0	0	0	-0.33	0.15	0	0	19135.4	0
willow	311	24	1998	5.59	0	0.31	0	0	0	0	5.13	0.15	0	0	19135.7	0
willow	312	24	1998	0	0	0.52	0	0	0	0	-0.66	0.15	0	0	19136.2	0
willow	313	24	1998	0	0	0.68	0	0	0	0	-0.83	0.15	0	0	19136.9	0
willow	314	24	1998	6.6	0	1.69	0	0	0	0	4.77	0.15	0	0	19138.6	0
willow	315	24	1998	6.6	0	3.42	0	0	0	0	3.04	0.15	0	0	19142	0
willow	316	24	1998	0	0	4.7	0	0	0	0	-4.85	0.14	0	0	19146.7	0
willow	317	24	1998	0.25	0	1.19	0	0	0	0	-1.08	0.14	0	0	19147.9	0
willow	318	24	1998	0	0	0.94	0	0	0	0	-1.08	0.14	0	0	19148.8	0
willow	319	24	1998	1.78	0	2.52	0	0	0	0	-0.89	0.14	0	0	19151.3	0
willow	320	24	1998	6.35	0	1.07	0	0	0	0	5.14	0.14	0	0	19152.4	0
willow	321	24	1998	0.51	0	0.62	0	0	0	0	-0.25	0.14	0	0	19153	0
willow	322	24	1998	0	0	0.86	0	0	0	0	-1	0.14	0	0	19153.9	0
willow	323	24	1998	0	0	1.15	0	0	0	0	-1.29	0.14	0	0	19155	0
willow	324	24	1998	5.59	0	0.6	0	0	0	0	4.85	0.14	0	0	19155.6	0
willow	325	24	1998	0.25	0	1.88	0	0	0	0	-1.76	0.14	0	0	19157.5	0
willow	326	24	1998	0	0	1.48	0	0	0	0	-1.62	0.14	0	0	19159	0
willow	327	24	1998	0	0	4.3	0	0	0	0	-4.43	0.13	0	0	19163.3	0
willow	328	24	1998	0.25	0	2.47	0	0	0	0	-2.35	0.13	0	0	19165.8	0
willow	329	24	1998	0.25	0	1.07	0	0	0	0	-0.95	0.13	0	0	19166.8	0
willow	330	24	1998	9.65	0	0.68	0	0	0	0	8.84	0.13	0	0	19167.5	0
willow	331	24	1998	6.86	0	1.1	0	0	0	0	5.63	0.13	0	0	19168.6	0
willow	332	24	1998	0	0	1.02	0	0	0	0	-1.16	0.13	0	0	19169.7	0
willow	333	24	1998	0	0	0.45	0	0	0	0	-0.58	0.13	0	0	19170.1	0
willow	334	24	1998	0	0	2.21	0	0	0	0	-2.33	0.13	0	0	19172.3	0
willow	335	24	1998	2.29	0	3.77	0	0	0	0	-1.61	0.13	0	0	19176.1	0
willow	336	24	1998	0	0	2.55	0	0	0	0	-2.68	0.13	0	0	19178.6	0
willow	337	24	1998	0	0	0.91	0	0	0	0	-1.03	0.13	0	0	19179.5	0
willow	338	24	1998	0	0	1.28	0	0	0	0	-1.41	0.13	0	0	19180.8	0
willow	339	24	1998	0	0	0.54	0	0	0	0	-0.67	0.13	0	0	19181.3	0
willow	340	24	1998	0	0	0.73	0	0	0	0	-0.86	0.12	0	0	19182.1	0
willow	341	24	1998	0	0	2.06	0	0	0	0	-2.18	0.12	0	0	19184.1	0
willow	342	24	1998	3.3	0	0.55	0	0	0	0	2.63	0.12	0	0	19184.7	0
willow	343	24	1998	0	0	1.19	0	0	0	0	-1.31	0.12	0	0	19185.9	0
willow	344	24	1998	0	0	1.41	0	0	0	0	-1.53	0.12	0	0	19187.3	0
willow	345	24	1998	3.81	0	0.51	0	0	0	0	3.17	0.12	0	0	19187.8	0
willow	346	24	1998	0	0	1.53	0	0	0	0	-1.65	0.12	0	0	19189.3	0
willow	347	24	1998	0	0	0.96	0	0	0	0	-1.08	0.12	0	0	19190.3	0
willow	348	24	1998	0	0	0.82	0	0	0	0	-0.94	0.12	0	0	19191.1	0
willow	349	24	1998	0	0	0.83	0	0	0	0	-0.95	0.12	0	0	19191.9	0
willow	350	24	1998	0.76	0	0.41	0	0	0	0	0.23	0.12	0	0	19192.4	0
willow	351	24	1998	5.33	0	0.1	0	0	5.21	0	-0.09	0.12	0	0	19192.5	0
willow	352	24	1998	0	0	0.05	0	0	0.18	0	-0.34	0.12	0	0	19192.5	0
willow	353	24	1998	2.29	0	0.03	0	0	-2.65	0	4.79	0.12	0	0	19192.5	0
willow	354	24	1998	1.52	0	-0.04	0	0	-0.62	0	2.07	0.12	0	0	19192.5	0
willow	355	24	1998	7.37	0	0.56	0	0	-2.11	0	8.81	0.11	0	0	19193.1	0
willow	356	24	1998	9.91	0	1.46	0	0	1.06	0	7.27	0.11	0	0	19194.5	0
willow	357	24	1998	0	0	0.52	0	0	0.1	0	-0.74	0.11	0	0	19195	0
willow	358	24	1998	0	0	0.32	0	0	-0.03	0	-0.4	0.11	0	0	19195.4	0
willow	359	24	1998	0	0	0.24	0	0	0.01	0	-0.37	0.11	0	0	19195.6	0
willow	360	24	1998	0	0	0.45	0	0	-0.24	0	-0.32	0.11	0	0	19196	0
willow	361	24	1998	0	0	0.3	0	0	-0.1	0	-0.32	0.11	0	0	19196.3	0
willow	362	24	1998	0	0	0.02	0	0	0.13	0	-0.27	0.11	0	0	19196.4	0
willow	363	24	1998	3.3	0	0.05	0	0	3.38	0	-0.23	0.11	0	0	19196.4	0
willow	364	24	1998	3.56	0	0.55	0	0	3.12	0	-0.23	0.11	0	0	19197	0
willow	365	24	1998	0.76	0	-0.01	0	0	0.9	0	-0.24	0.11	0	0	19197	0
willow	1	24	1999	3.56	0	0.19	0	0	3.46	0	-0.2	0.11	0	0	19197.1	0
willow	2	24	1999	2.79	0	0	0	0	2.87	0	-0.18	0.11	0	0	19197.1	0
willow	3	24	1999	10.92	0	0.07	0	0	10.88	0	-0.14	0.11	0	0	19197.2	0
willow	4	24	1999	1.27	0	0.44	0	0	0.87	0	-0.14	0.11	0	0	19197.7	0
willow	5	24	1999	2.54	0	-0.08	0	0	2.67	0	-0.15	0.11	0	0	19197.6	0
willow	6	24	1999	0.51	0	0.2	0	0	0.36	0	-0.15	0.11	0	0	19197.8	0
willow	7	24	1999	1.02	0	0.37	0	0	0.7	0	-0.15	0.1	0	0	19198.1	0
willow	8	24	1999	10.16	0	0.04	0	0	10.18	0	-0.16	0.1	0	0	19198.2	0
willow	9	24	1999	8.89	0	-0.05	0	0	8.97	0	-0.13	0.1	0	0	19198.1	0
willow	10	24	1999	0	0	-0.07	0	0	0.11	0	-0.14	0.1	0	0	19198.1	0
willow	11	24	1999	1.78	0	0.24	0	0	1.58	0	-0.15	0.1	0	0	19198.3	0
willow	12	24	1999	7.87	0	-0.01	0	0	7.92	0	-0.14	0.1	0	0	19198.3	0
willow	13	24	1999	5.08	0	0.02	0	0	5.1	0	-0.14	0.1	0	0	19198.3	0

Attachment D-1
Honeywell
Wastebeds 9-15 SWSR Pre-Design Investigation
SHAW Output Data

RUN	DAY	HR	YR	PRECIP	precip INTRCP	ET	TRANSP	CANOPY chg in storage	SNOW chg in storage	RESIDUE chg in storage	SOIL chg in storage	PERC	RUNOFF	PONDED	Etcum	ERROR
willow	14	24	1999	14.22	0	0.1	0	0	14.16	0	-0.14	0.1	0	0	19198.4	0
willow	15	24	1999	35.81	0	0.05	0	0	35.8	0	-0.13	0.1	0	0	19198.5	0
willow	16	24	1999	0	0	0.17	0	0	-0.14	0	-0.12	0.1	0	0	19198.6	0
willow	17	24	1999	0	0	-0.09	0	0	0.11	0	-0.12	0.1	0	0	19198.5	0
willow	18	24	1999	12.45	0	0.07	0	0	1.53	0	10.75	0.1	0	0	19198.6	0
willow	19	24	1999	0.76	0	0.8	0	0	-4.37	0	4.24	0.1	0	0	19199.4	0
willow	20	24	1999	0	0	0	0	0	-0.29	0	0.19	0.1	0	0	19199.4	0
willow	21	24	1999	0	0	0	0	0	0	0	-0.09	0.1	0	0	19199.4	0
willow	22	24	1999	4.32	0	-0.03	0	0	-0.46	0	4.71	0.1	0	0	19199.4	0
willow	23	24	1999	0	0	-1.02	0	0	-21.37	0	22.3	0.1	0	0	19198.3	0
willow	24	24	1999	6.1	0	-0.37	0	0	-20.9	0	27.26	0.1	0	0	19198	0
willow	25	24	1999	1.27	0	0.16	0	0	-1.58	0	2.6	0.1	0	0	19198.1	0
willow	26	24	1999	0	0	0.2	0	0	-0.19	0	-0.1	0.09	0	0	19198.3	0
willow	27	24	1999	0.25	0	0.1	0	0	0.18	0	-0.13	0.09	0	0	19198.4	0
willow	28	24	1999	2.03	0	0	0	0	2.07	0	-0.13	0.09	0	0	19198.5	0
willow	29	24	1999	0.25	0	-0.07	0	0	0.38	0	-0.16	0.09	0	0	19198.4	0
willow	30	24	1999	1.52	0	0	0	0	1.59	0	-0.16	0.09	0	0	19198.4	0
willow	31	24	1999	0	0	-0.02	0	0	0.1	0	-0.17	0.09	0	0	19198.4	0
willow	32	24	1999	0	0	0	0	0	0.08	0	-0.17	0.09	0	0	19198.4	0
willow	33	24	1999	7.62	0	-0.25	0	0	-3.91	0	11.69	0.09	0	0	19198.1	0
willow	34	24	1999	0	0	-0.01	0	0	-4.06	0	3.98	0.09	0	0	19198.1	0
willow	35	24	1999	0.25	0	0.28	0	0	-9.08	0	8.96	0.09	0	0	19198.4	0
willow	36	24	1999	0	0	0.56	0	0	-1.21	0	0.55	0.09	0	0	19199	0
willow	37	24	1999	2.03	0	0.26	0	0	1.81	0	-0.13	0.09	0	0	19199.2	0
willow	38	24	1999	0.51	0	0.14	0	0	0.38	0	-0.11	0.09	0	0	19199.4	0
willow	39	24	1999	0	0	0.05	0	0	0	0	-0.14	0.09	0	0	19199.4	0
willow	40	24	1999	0	0	0.16	0	0	-3.98	0	3.73	0.09	0	0	19199.6	0
willow	41	24	1999	0	0	0.38	0	0	-4.12	0	3.65	0.09	0	0	19200	0
willow	42	24	1999	0	0	0.02	0	0	-10.82	0	10.72	0.09	0	0	19200	0
willow	43	24	1999	5.84	0	-0.09	0	0	-18.24	0	24.09	0.09	0	0	19199.9	0
willow	44	24	1999	0.25	0	1.01	0	0	-0.82	0	-0.03	0.09	0	0	19200.9	0
willow	45	24	1999	0.51	0	0.56	0	0	0.22	0	-0.36	0.09	0	0	19201.4	0
willow	46	24	1999	0	0	0.18	0	0	-0.09	0	-0.19	0.09	0.02	0	19201.6	0
willow	47	24	1999	0	0	0.1	0	0	-2.33	0	-0.1	0.09	2.24	0	19201.7	0
willow	48	24	1999	6.35	0	0.02	0	0	-4.15	0	-0.04	0.09	10.44	0	19201.7	0
willow	49	24	1999	0.25	0	0.17	0	0	-3.3	0	-0.11	0.09	3.41	0	19201.9	0
willow	50	24	1999	0	0	0.78	0	0	-0.58	0	-0.29	0.08	0	0	19202.7	0
willow	51	24	1999	0	0	0.77	0	0	-0.53	0	-0.33	0.08	0	0	19203.5	0
willow	52	24	1999	0	0	1.2	0	0	-0.9	0	-0.38	0.08	0	0	19204.7	0
willow	53	24	1999	0	0	1.16	0	0	-0.9	0	-0.34	0.08	0	0	19205.8	0
willow	54	24	1999	0	0	0.72	0	0	-0.45	0	-0.35	0.08	0	0	19206.6	0
willow	55	24	1999	0	0	1.15	0	0	-0.85	0	-0.39	0.08	0	0	19207.7	0
willow	56	24	1999	0	0	0.82	0	0	-0.53	0	-0.38	0.08	0	0	19208.5	0
willow	57	24	1999	0	0	1.18	0	0	-0.83	0	-0.44	0.08	0	0	19209.7	0
willow	58	24	1999	0	0	0.36	0	0	-0.1	0	-0.33	0.08	0	0	19210.1	0
willow	59	24	1999	12.7	0	0.2	0	0	-1.33	0	5.9	0.08	7.84	0	19210.3	0
willow	60	24	1999	8.13	0	0.46	0	0	0	0	7.58	0.08	0	0	19210.7	0
willow	61	24	1999	2.79	0	1.68	0	0	2.37	0	-1.34	0.08	0	0	19212.4	0
willow	62	24	1999	6.35	0	0.29	0	0	-2.37	0	8.35	0.08	0	0	19212.7	0
willow	63	24	1999	14.99	0	2.11	0	0	0	0	12.8	0.08	0	0	19214.8	0
willow	64	24	1999	0	0	3.12	0	0	0	0	-3.2	0.08	0	0	19217.9	0
willow	65	24	1999	20.83	0	0.21	0	0	20.75	0	-0.21	0.08	0	0	19218.2	0
willow	66	24	1999	0.25	0	0.15	0	0	0.17	0	-0.15	0.08	0	0	19218.3	0
willow	67	24	1999	0	0	0.12	0	0	-0.02	0	-0.18	0.08	0	0	19218.4	0
willow	68	24	1999	0	0	0.09	0	0	0.03	0	-0.19	0.08	0	0	19218.5	0
willow	69	24	1999	0	0	0.12	0	0	0	0	-0.21	0.08	0	0	19218.6	0
willow	70	24	1999	0	0	0.32	0	0	-0.2	0	-0.2	0.08	0	0	19219	0
willow	71	24	1999	5.84	0	0.22	0	0	5.7	0	-0.16	0.08	0	0	19219.2	0
willow	72	24	1999	0	0	0.16	0	0	-0.13	0	-0.12	0.08	0	0	19219.3	0
willow	73	24	1999	0	0	0.03	0	0	0.01	0	-0.12	0.08	0	0	19219.4	0
willow	74	24	1999	0	0	0.29	0	0	-0.34	0	-0.02	0.08	0	0	19219.7	0
willow	75	24	1999	0	0	0.59	0	0	-3.38	0	2.71	0.08	0	0	19220.2	0
willow	76	24	1999	0	0	-0.03	0	0	-12.94	0	6	0.08	6.89	0	19220.2	0
willow	77	24	1999	0.76	0	1.17	0	0	-9.66	0	1.07	0.08	8.1	0	19221.4	0.01
willow	78	24	1999	0.25	0	3.39	0	0	0	0	-3.21	0.08	0	0	19224.8	-0.01
willow	79	24	1999	0	0	2.85	0	0	0	0	-2.93	0.08	0	0	19227.6	0
willow	80	24	1999	15.75	0	1.2	0	0	0	0	14.47	0.08	0	0	19228.8	0
willow	81	24	1999	13.72	0	1.58	0	0	0	0	12.06	0.08	0	0	19230.4	0
willow	82	24	1999	0	0	3.39	0	0	0	0	-3.47	0.08	0	0	19233.8	0
willow	83	24	1999	0	0	2.97	0	0	0	0	-3.05	0.08	0	0	19236.8	0
willow	84	24	1999	0	0	3.78	0	0	0	0	-3.86	0.08	0	0	19240.5	0
willow	85	24	1999	0	0	2.54	0	0	0	0	-2.63	0.08	0	0	19243.1	0.01
willow	86	24	1999	0	0	2.5	0	0	0	0	-2.58	0.08	0	0	19245.6	0
willow	87	24	1999	0	0	2.89	0	0	0	0	-2.97	0.08	0	0	19248.5	0
willow	88	24	1999	0	0	5.37	0	0	0	0	-5.46	0.08	0	0	19253.9	0
willow	89	24	1999	0	0	5.28	0	0	0	0	-5.37	0.08	0	0	19259.1	0
willow	90	24	1999	0	0	4.9	0	0	0	0	-4.98	0.08	0	0	19264	0
willow	91	24	1999	4.06	0	1.24	0	0	0	0	2.74	0.08	0	0	19265.3	0
willow	92	24	1999	0	0	1.58	0	0	0	0	-1.67	0.08	0	0	19266.9	0
willow	93	24	1999	1.52	0	2.16	0	0	0	0	-0.73	0.09	0	0	19269	0
willow	94	24	1999	3.56	0	5.17	0	0	0	0	-1.7	0.09	0	0	19274.2	0
willow	95	24	1999	0	0	3.92	0	0	0	0	-4	0.09	0	0	19278.1	0
willow	96	24	1999	1.52	0	5.28	0	0	0	0	-3.84	0.09	0	0	19283.4	0
willow	97	24	1999	0	0	5.91	0	0	0	0	-6	0.09	0	0	19289.3	0
willow	98	24	1999	0.76	0	6.81	0	0	0	0	-6.14	0.09	0	0	19296.1	0
willow	99	24	1999	0	0	1.67	0	0	0	0	-1.75	0.09	0	0	19297.8	0
willow	100	24	1999	0	0	4.85	0	0	0	0	-4.94	0.09	0	0	19302.6	0
willow	101	24	1999	6.1	0	2.29	0	0	0	0	3.71	0.09	0	0	19304.9	0
willow	102	24	1999	0.25	0	5.04	0	0	0	0	-4.88	0.09	0	0	19310	0
willow	103	24	1999	0	0	6.72	0	0	0	0	-6.81	0.09	0	0	19316.7	0
willow	104	24	1999	0	0	6.92	0	0	0	0	-7.01	0.09	0	0	19323.6	0
willow	105	24	1999	0	0	3.96	0	0	0	0	-4.06	0.1	0	0	19327.6	0
willow	106	24	1999	10.16	0	1.27	0	0	0	0	8.79	0.1	0	0	19328.8	0
willow	107	24	1999	2.79	0	2.55	0	0	0	0	0.15	0.1	0	0	19331.4	0
willow	108	24	1999	0	0	3.94	0	0	0	0	-4.04	0.1	0	0	19335.3	0
willow	109	24	1999	0.51	0	1.94	0	0	0	0	-1.54	0.1	0	0	19337.3	0
willow	110	24	1999	0	0	3.41	0	0	0	0	-3.51	0.1	0	0	19340.7	0
willow	111	24	1999	0	0	4.28	0	0	0	0	-4.39	0.11	0	0	19345	0
willow	112	24	1999	9.14	0	1.19	0	0	0	0	7.84	0.11	0	0	19346.1	0
willow	113	24	1999	4.06	0	2.37	0	0	0	0	1.58	0.11	0	0	19348.5	0
willow	114	24	1999	0	0	5.73	0	0	0	0	-5.85	0.11	0	0	19354.3	0
willow	115	24	1999	0	0	5.03	0	0	0	0	-5.15	0.11	0	0	19359.3	0
willow	116	24	1999	0	0	7.77	0	0	0	0	-7.89	0.12	0	0	19367.1	0

Attachment D-1
Honeywell
Wastebeds 9-15 SWSR Pre-Design Investigation
SHAW Output Data

RUN	DAY	HR	YR	PRECIP	precip INTRCP	ET	TRANSP	CANOPY chg in storage	SNOW chg in storage	RESIDUE chg in storage	SOIL chg in storage	PERC	RUNOFF	PONDED	Etcum	ERROR
willow	117	24	1999	0	0	3.36	0	0	0	0	-3.48	0.12	0	0	19370.4	0
willow	118	24	1999	0	0	0.47	0	0	0	0	-0.59	0.12	0	0	19370.9	0
willow	119	24	1999	0	0	0.29	0	0	0	0	-0.41	0.12	0	0	19371.2	0
willow	120	24	1999	0	0	0.28	0	0	0	0	-0.4	0.13	0	0	19371.5	0
willow	121	24	1999	0	0	0.93	0.6	0	0	0	-1.06	0.13	0	0	19372.4	0
willow	122	24	1999	0	0	1.2	1.13	0	0	0	-1.34	0.13	0	0	19373.6	0.01
willow	123	24	1999	0	0	1.71	1.47	0	0	0	-1.84	0.13	0	0	19375.3	0
willow	124	24	1999	0	0	1.31	1.45	0	0	0	-1.44	0.13	0	0	19376.6	0
willow	125	24	1999	0	0	2.08	1.99	0	0	0	-2.22	0.14	0	0	19378.7	0
willow	126	24	1999	0	0	1.94	1.97	0	0	0	-2.08	0.14	0	0	19380.6	0
willow	127	24	1999	0	0	1.17	1.4	0	0	0	-1.31	0.14	0	0	19381.8	0
willow	128	24	1999	2.03	0	1.69	0.6	0	0	0	0.21	0.14	0	0	19383.5	-0.01
willow	129	24	1999	4.06	0	2.16	0.31	0	0	0	1.77	0.15	0	0	19385.7	-0.02
willow	130	24	1999	0	0	4.17	1.71	0	0	0	-4.3	0.15	0	0	19389.8	-0.02
willow	131	24	1999	0	0	4.4	2.27	0	0	0	-4.54	0.15	0	0	19394.2	-0.01
willow	132	24	1999	0	0	3.81	2.85	0	0	0	-3.96	0.15	0	0	19398	0
willow	133	24	1999	0	0	3.24	3.11	0	0	0	-3.4	0.15	0	0	19401.3	0
willow	134	24	1999	0	0	3.87	3.86	0	0	0	-4.03	0.16	0	0	19405.2	0
willow	135	24	1999	0	0	3.11	3.28	0	0	0	-3.26	0.16	0	0	19408.3	0
willow	136	24	1999	0	0	4.74	4.54	0	0	0	-4.89	0.16	0	0	19413	-0.01
willow	137	24	1999	0	0	4.28	4.43	0	0	0	-4.44	0.16	0	0	19417.3	0
willow	138	24	1999	0	0	4.41	4.56	0	0	0	-4.57	0.16	0	0	19421.7	0
willow	139	24	1999	2.29	0	2.14	0.92	0	0	0	-0.01	0.16	0	0	19423.8	-0.01
willow	140	24	1999	0	0	4.08	3.11	0	0	0	-4.23	0.16	0	0	19427.9	-0.01
willow	141	24	1999	0	0	3.74	3.43	0	0	0	-3.9	0.17	0	0	19431.6	-0.01
willow	142	24	1999	0	0	2.47	2.75	0	0	0	-2.63	0.17	0	0	19434.1	-0.01
willow	143	24	1999	0	0	2.77	2.86	0	0	0	-2.94	0.17	0	0	19436.9	-0.01
willow	144	24	1999	1.27	0	1.4	0.97	0	0	0	-0.3	0.17	0	0	19438.3	0
willow	145	24	1999	7.37	0	4.3	0.74	0	0	0	2.9	0.17	0	0	19442.6	-0.01
willow	146	24	1999	3.3	0	3.22	0.21	0	0	0	-0.09	0.17	0	0	19445.8	0
willow	147	24	1999	0.25	0	4.12	2.51	0	0	0	-4.03	0.17	0	0	19449.9	-0.01
willow	148	24	1999	0	0	3.57	2.62	0	0	0	-3.73	0.17	0	0	19453.5	-0.01
willow	149	24	1999	0	0	3.61	2.5	0	0	0	-3.77	0.18	0	0	19457.1	-0.01
willow	150	24	1999	0	0	3.09	2.24	0	0	0	-3.25	0.18	0	0	19460.2	-0.01
willow	151	24	1999	0	0	2.3	1.9	0	0	0	-2.47	0.18	0	0	19462.5	-0.01
willow	152	24	1999	0.25	0	0.79	0.97	0	0	0	-0.71	0.18	0	0	19463.3	0
willow	153	24	1999	0.25	0	1.4	1.25	0	0	0	-1.33	0.18	0	0	19464.7	0
willow	154	24	1999	0	0	0.07	0.54	0	0	0	-0.23	0.18	0	0	19464.8	-0.01
willow	155	24	1999	0	0	1.93	1.15	0	0	0	-2.09	0.18	0	0	19466.7	-0.01
willow	156	24	1999	0	0	1.32	1.14	0	0	0	-1.49	0.18	0	0	19468	0
willow	157	24	1999	0	0	1	1.26	0	0	0	-1.19	0.18	0	0	19469	0.01
willow	158	24	1999	0	0	0.74	1.11	0	0	0	-0.92	0.18	0	0	19469.8	0
willow	159	24	1999	0	0	0.88	0.92	0	0	0	-1.04	0.18	0	0	19470.6	-0.01
willow	160	24	1999	0	0	0.64	0.72	0	0	0	-0.81	0.18	0	0	19471.3	-0.01
willow	161	24	1999	0	0	0.99	0.88	0	0	0	-1.16	0.18	0	0	19472.3	-0.01
willow	162	24	1999	0	0	1.13	0.97	0	0	0	-1.29	0.18	0	0	19473.4	-0.01
willow	163	24	1999	0	0	1.28	0.99	0	0	0	-1.44	0.18	0	0	19474.7	-0.01
willow	164	24	1999	0	0	0.27	0.78	0.01	0	0	-0.46	0.18	0	0	19474.9	0
willow	165	24	1999	9.65	0	4.32	0.25	0	0	0	5.16	0.18	0	0	19479.3	-0.01
willow	166	24	1999	0	0	1.73	0.53	-0.01	0	0	-1.9	0.18	0	0	19481	-0.01
willow	167	24	1999	0	0	1.45	0.67	0	0	0	-1.63	0.18	0	0	19482.4	-0.01
willow	168	24	1999	5.08	1.42	3.01	0.07	0	0	0	0.47	0.18	0	0	19485.4	0
willow	169	24	1999	0	0	3.13	0.75	0	0	0	-1.88	0.18	0	0	19488.6	-0.01
willow	170	24	1999	0	0	1.68	0.99	0	0	0	-1.85	0.18	0	0	19490.3	-0.01
willow	171	24	1999	0	0	1.43	0.89	0	0	0	-1.6	0.18	0	0	19491.7	-0.01
willow	172	24	1999	0	0	1.76	0.94	0	0	0	-1.92	0.18	0	0	19493.4	-0.02
willow	173	24	1999	0	0	1.6	0.9	0	0	0	-1.77	0.18	0	0	19495	-0.01
willow	174	24	1999	0	0	0.92	0.78	0	0	0	-1.09	0.18	0	0	19496	-0.01
willow	175	24	1999	0	0	0.96	0.83	0	0	0	-1.13	0.18	0	0	19496.9	-0.01
willow	176	24	1999	18.03	0.97	3.36	0.09	0.01	0	0	13.5	0.18	0	0	19500.3	0.01
willow	177	24	1999	0	0	4.57	3.27	0	0	0	-3.76	0.18	0	0	19504.8	-0.01
willow	178	24	1999	1.52	0	4.08	2.27	0	0	0	-2.73	0.18	0	0	19508.9	-0.01
willow	179	24	1999	4.32	0	4.38	0.32	0	0	0	-0.25	0.18	0	0	19513.3	0.01
willow	180	24	1999	6.1	0	4.94	0.09	0	0	0	1.01	0.18	0	0	19518.2	-0.03
willow	181	24	1999	0	0	2.56	1.81	0	0	0	-2.7	0.18	0	0	19520.8	-0.04
willow	182	24	1999	0	0	1.5	1.13	0	0	0	-1.68	0.18	0	0	19522.3	0
willow	183	24	1999	3.05	0	4	0.66	0	0	0	-1.19	0.18	0	0	19526.3	0.06
willow	184	24	1999	21.34	0	6.16	1.29	0	0	0	15.03	0.18	0	0	19532.4	-0.03
willow	185	24	1999	18.29	0	6.74	1.97	0.01	0	0	11.38	0.18	0	0	19539.2	-0.01
willow	186	24	1999	0	0	7.4	7.01	0	0	0	-7.55	0.18	0	0	19546.6	-0.03
willow	187	24	1999	3.56	0	7.64	3.99	0	0	0	-4.22	0.17	0	0	19554.2	-0.04
willow	188	24	1999	0.76	0	7.12	5.35	-0.01	0	0	-6.5	0.17	0	0	19561.3	-0.02
willow	189	24	1999	0	0	4.03	3.16	0	0	0	-4.19	0.17	0	0	19565.4	-0.02
willow	190	24	1999	7.87	1.41	3.6	0.2	0	0	0	2.67	0.17	0	0	19569	0
willow	191	24	1999	0.76	0	4.05	1.65	0	0	0	-2.03	0.17	0	0	19573	-0.01
willow	192	24	1999	0	0	3.59	2.87	0	0	0	-3.74	0.17	0	0	19576.6	-0.01
willow	193	24	1999	0	0	2.71	2.25	0	0	0	-2.87	0.17	0	0	19579.3	-0.01
willow	194	24	1999	0	0	2.36	1.83	0	0	0	-2.52	0.17	0	0	19581.7	-0.01
willow	195	24	1999	0	0	1.95	1.45	0	0	0	-2.11	0.17	0	0	19583.6	-0.01
willow	196	24	1999	0	0	1.98	1.45	0	0	0	-2.13	0.17	0	0	19585.6	-0.02
willow	197	24	1999	0	0	1.67	1.23	0	0	0	-1.84	0.17	0	0	19587.3	0
willow	198	24	1999	1.27	0	2.62	1	0	0	0	-1.5	0.17	0	0	19589.9	-0.02
willow	199	24	1999	0	0	1.44	0.88	0	0	0	-1.6	0.17	0	0	19591.3	-0.01
willow	200	24	1999	4.06	0.66	3.19	0.07	0	0	0	0.08	0.17	0	0	19594.5	-0.03
willow	201	24	1999	0	0	2.07	0.74	-0.01	0	0	-1.55	0.17	0	0	19596.6	-0.02
willow	202	24	1999	0	0	1.11	0.76	0	0	0	-1.26	0.16	0	0	19597.7	-0.01
willow	203	24	1999	0	0	1.14	0.79	0	0	0	-1.31	0.16	0	0	19598.9	0
willow	204	24	1999	0	0	1.15	0.78	0	0	0	-1.29	0.16	0	0	19600	-0.02
willow	205	24	1999	0	0	0.67	0.63	0	0	0	-0.83	0.16	0	0	19600.7	0
willow	206	24	1999	0	0	0.69	0.62	0	0	0	-0.83	0.16	0	0	19601.4	-0.01
willow	207	24	1999	0	0	0.58	0.59	0	0	0	-0.74	0.16	0	0	19601.9	0
willow	208	24	1999	0	0	0.83	0.69	0	0	0	-0.97	0.16	0	0	19602.8	-0.01
willow	209	24	1999	0	0	0.75	0.62	0	0	0	-0.89	0.16	0	0	19603.5	-0.01
willow	210	24	1999	0.25	0	0.65	0.53	0	0	0	-0.56	0.16	0	0	19604.2	0
willow	211	24	1999	0	0	0.34	0.54	0	0	0	-0.51	0.16	0	0	19604.5	0
willow	212	24	1999	3.56	0	3.34	0.35	0	0	0	0.05	0.16	0	0	19607.8	0.01
willow	213	24	1999	0	0	0.73	0.51	0	0	0	-0.87	0.16	0	0	19608.6	-0.02
willow	214	24	1999	0	0	0.89	0.53	-0.01	0	0	-1.02	0.16	0	0	19609.5	-0.02
willow	215	24	1999	0	0	0.69	0.54	0	0	0	-0.83	0.16	0	0	19610.2	-0.01
willow	216	24	1999	3.56	0.09	2.78	0.06	0.01	0	0	0.55	0.15	0	0	19612.9	-0.02
willow	217	24	1999	6.1	0.28	4.77	0.06	0	0	0	1	0.15	0	0	19617.7	-0.01
willow	218	24	1999	5.08	0	5.12	0.07	0	0	0	0.09	0.15	0	0	19622.8	-0.01
willow	219	24	1999	0	0	1.21	0.73	0	0	0	-1.35	0.15	0	0	19624	-0.02

Attachment D-1
Honeywell
Wastebeds 9-15 SWSR Pre-Design Investigation
SHAW Output Data

RUN	DAY	HR	YR	PRECIP	precip INTRCP	ET	TRANSP	CANOPY chg in storage	SNOW chg in storage	RESIDUE chg in storage	SOIL chg in storage	PERC	RUNOFF	PONDED	Etcum	ERROR
willow	220	24	1999	7.11	0.48	4.58	0.07	0.01	0	0	1.89	0.15	0	0	19628.6	0
willow	221	24	1999	0	0	1.83	0.61	-0.01	0	0	-1.5	0.15	0	0	19630.4	0.01
willow	222	24	1999	0.25	0	0.92	0.45	0	0	0	-0.83	0.15	0	0	19631.4	0.01
willow	223	24	1999	0.51	0	1.2	0.51	0.01	0	0	-0.85	0.15	0	0	19632.6	0.01
willow	224	24	1999	0	0	1.03	0.7	0	0	0	-1.17	0.15	0	0	19633.6	-0.01
willow	225	24	1999	2.54	0	2.5	0.19	0.01	0	0	-0.11	0.15	0	0	19636.1	-0.01
willow	226	24	1999	0.51	0	1.06	0.4	0	0	0	-0.68	0.15	0	0	19637.2	-0.02
willow	227	24	1999	0	0	1.05	0.63	-0.01	0	0	-1.18	0.15	0	0	19638.2	-0.01
willow	228	24	1999	0	0	1.03	0.66	0	0	0	-1.16	0.15	0	0	19639.2	-0.01
willow	229	24	1999	0	0	0.84	0.63	0.01	0	0	-0.99	0.15	0	0	19640.1	0
willow	230	24	1999	0	0	0.48	0.38	0	0	0	-0.61	0.14	0	0	19640.6	-0.02
willow	231	24	1999	0	0	0.9	0.56	-0.01	0	0	-1.01	0.14	0	0	19641.5	-0.02
willow	232	24	1999	0	0	0.3	0.34	0	0	0	-0.45	0.14	0	0	19641.8	0
willow	233	24	1999	0	0	0.7	0.45	0	0	0	-0.83	0.14	0	0	19642.5	-0.01
willow	234	24	1999	0	0	0.82	0.56	0	0	0	-0.96	0.14	0	0	19643.3	-0.01
willow	235	24	1999	0	0	0.71	0.58	0	0	0	-0.85	0.14	0	0	19644	-0.01
willow	236	24	1999	0	0	0.25	0.51	0	0	0	-0.39	0.14	0	0	19644.3	-0.01
willow	237	24	1999	0	0	0.6	0.54	0	0	0	-0.73	0.14	0	0	19644.9	-0.01
willow	238	24	1999	0	0	0.26	0.41	0	0	0	-0.4	0.14	0	0	19645.1	0
willow	239	24	1999	0.25	0	0.26	0.31	0.01	0	0	-0.14	0.14	0	0	19645.4	0
willow	240	24	1999	0	0	0.3	0.47	0	0	0	-0.44	0.14	0	0	19645.7	0
willow	241	24	1999	0	0	0.65	0.35	-0.02	0	0	-0.76	0.14	0	0	19646.3	-0.01
willow	242	24	1999	0	0	0.59	0.38	0	0	0	-0.71	0.14	0	0	19646.9	-0.01
willow	243	24	1999	0	0	0.72	0.49	0	0	0	-0.84	0.14	0	0	19647.6	-0.01
willow	244	24	1999	0	0	0.62	0.54	0	0	0	-0.76	0.14	0	0	19648.3	0
willow	245	24	1999	0	0	0.59	0.5	0	0	0	-0.71	0.13	0	0	19648.8	-0.01
willow	246	24	1999	0	0	0.45	0.47	0	0	0	-0.58	0.13	0	0	19649.3	-0.01
willow	247	24	1999	0	0	0.23	0.44	0.01	0	0	-0.36	0.13	0	0	19649.5	-0.01
willow	248	24	1999	0.51	0	0.68	0.42	0	0	0	-0.31	0.13	0	0	19650.2	0
willow	249	24	1999	0.51	0	0.65	0.4	0.01	0	0	-0.28	0.13	0	0	19650.8	0
willow	250	24	1999	16.76	0.5	4	0.04	0.01	0	0	12.12	0.13	0	0	19654.8	0
willow	251	24	1999	1.78	0	3.78	1.43	0	0	0	-1.63	0.13	0	0	19658.6	-0.01
willow	252	24	1999	0	0	2.52	2.24	0	0	0	-2.63	0.13	0	0	19661.2	-0.02
willow	253	24	1999	0.25	0	1.76	1.11	-0.01	0	0	-1.61	0.13	0	0	19662.9	-0.02
willow	254	24	1999	0	0	1.12	0.54	-0.01	0	0	-1.22	0.13	0	0	19664	-0.01
willow	255	24	1999	0	0	0.96	0.59	0	0	0	-1.08	0.13	0	0	19665	-0.01
willow	256	24	1999	1.52	0	2.23	0.42	0	0	0	-0.88	0.13	0	0	19667.2	0.05
willow	257	24	1999	12.19	3.19	1.49	0.02	0.01	0	0	7.38	0.13	0	0	19668.7	0
willow	258	24	1999	0	0	3.52	0.16	-0.01	0	0	-0.46	0.13	0	0	19672.2	0
willow	259	24	1999	58.42	3.23	1.55	0.07	0	0	0	53.53	0.13	0	0	19673.8	-0.02
willow	260	24	1999	4.83	0	5.17	0	0	0	0	2.77	0.12	0	0	19679	-0.01
willow	261	24	1999	0	0	3.36	3.18	0	0	0	-3.48	0.12	0	0	19682.3	-0.01
willow	262	24	1999	0	0	4.43	4.06	0	0	0	-4.52	0.12	0	0	19686.7	-0.03
willow	263	24	1999	10.67	0	5.47	0.88	0.01	0	0	5.08	0.12	0	0	19692.2	-0.01
willow	264	24	1999	1.27	0	2.08	0.43	-0.01	0	0	-0.89	0.12	0	0	19694.3	-0.02
willow	265	24	1999	11.18	3.04	1.67	0.11	0	0	0	6.35	0.12	0	0	19696	-0.01
willow	266	24	1999	0	0	5.07	1.8	0.01	0	0	-2.15	0.12	0	0	19701	-0.01
willow	267	24	1999	0	0	4.14	3.92	0	0	0	-4.24	0.12	0	0	19705.2	-0.02
willow	268	24	1999	0	0	2.91	2.56	0	0	0	-3	0.12	0	0	19708.1	-0.03
willow	269	24	1999	0	0	3.63	3.4	0	0	0	-3.73	0.12	0	0	19711.7	-0.02
willow	270	24	1999	0	0	2.65	2.56	0.01	0	0	-2.77	0.12	0	0	19714.4	-0.02
willow	271	24	1999	0	0	2.92	2.86	0.01	0	0	-3.03	0.12	0	0	19717.3	-0.02
willow	272	24	1999	0	0	2.99	2.85	0	0	0	-3.09	0.12	0	0	19720.3	-0.01
willow	273	24	1999	16	0	5.55	1.08	-0.02	0	0	10.37	0.12	0	0	19725.8	-0.02
willow	274	24	1999	0	0	4.19	3.56	-0.01	0	0	-4.29	0.12	0	0	19730	-0.02
willow	275	24	1999	0	0	3.24	2.94	0	0	0	-3.35	0.12	0	0	19733.3	-0.01
willow	276	24	1999	0	0	2.71	2.17	0	0	0	-2.81	0.12	0	0	19736	-0.01
willow	277	24	1999	21.84	2.06	1.81	0.13	0	0	0	17.87	0.11	0	0	19737.8	-0.01
willow	278	24	1999	0	0	2.72	0.34	0	0	0	-0.77	0.11	0	0	19740.5	-0.01
willow	279	24	1999	1.27	0	2.42	0.97	0	0	0	-1.26	0.11	0	0	19742.9	-0.01
willow	280	24	1999	0	0	2.12	1.57	0	0	0	-2.23	0.11	0	0	19745.1	0
willow	281	24	1999	2.29	0	3.76	1.76	0.01	0	0	-1.59	0.11	0	0	19748.8	0
willow	282	24	1999	0.51	0	2.5	2.01	0.01	0	0	-2.14	0.11	0	0	19751.3	0.02
willow	283	24	1999	7.37	1.75	1.08	0.06	0	0	0	4.44	0.11	0	0	19752.4	-0.01
willow	284	24	1999	0.51	0	4.04	1.25	-0.01	0	0	-1.88	0.11	0	0	19756.4	-0.01
willow	285	24	1999	0	0	2	1.63	0	0	0	-2.11	0.11	0	0	19758.4	0
willow	286	24	1999	17.78	0	4.1	1.44	0.01	0	0	13.58	0.11	0	0	19762.5	-0.02
willow	287	24	1999	6.6	0	3.25	0.38	-0.01	0	0	3.28	0.11	0	0	19765.8	-0.02
willow	288	24	1999	0	0	2.4	1.84	0	0	0	-2.5	0.11	0	0	19768.2	-0.01
willow	289	24	1999	0	0	2.82	2.47	0.01	0	0	-2.93	0.11	0	0	19771	0
willow	290	24	1999	0.51	0	1.09	0.58	0	0	0	-0.67	0.11	0	0	19772.1	-0.01
willow	291	24	1999	0.76	0	1.46	0.39	-0.01	0	0	-0.79	0.11	0	0	19773.5	-0.01
willow	292	24	1999	0	0	1.77	1.07	0	0	0	-1.88	0.11	0	0	19775.3	0
willow	293	24	1999	0.25	0	1.52	0.99	0.01	0	0	-1.38	0.11	0	0	19776.8	0
willow	294	24	1999	0	0	2.14	1.29	0	0	0	-2.23	0.11	0	0	19779	0
willow	295	24	1999	2.79	0	2.1	0.38	0	0	0	0.59	0.1	0	0	19781.1	-0.01
willow	296	24	1999	5.08	0	2.08	0.27	0	0	0	2.92	0.1	0	0	19783.2	-0.02
willow	297	24	1999	2.29	0	1.73	0.18	0	0	0	0.47	0.1	0	0	19784.9	-0.02
willow	298	24	1999	0.25	0	1.82	0.75	0	0	0	-1.65	0.1	0	0	19786.7	-0.01
willow	299	24	1999	0	0	2.81	0.99	0	0	0	-2.89	0.1	0	0	19789.5	-0.02
willow	300	24	1999	0.25	0	1.13	0.23	0	0	0	-0.97	0.1	0	0	19790.6	-0.01
willow	301	24	1999	0	0	1.58	0.47	0	0	0	-1.67	0.1	0	0	19792.2	-0.01
willow	302	24	1999	0	0	1.44	0.38	0	0	0	-1.55	0.1	0	0	19793.7	0
willow	303	24	1999	0	0	1.55	0.48	0	0	0	-1.66	0.1	0	0	19795.2	0.01
willow	304	24	1999	0	0	0.99	0.12	0	0	0	-1.07	0.1	0	0	19796.2	-0.02
willow	305	24	1999	0	0	1.82	0	0	0	0	-1.92	0.1	0	0	19798	0
willow	306	24	1999	7.62	0	1.81	0	0	0	0	5.71	0.1	0	0	19799.8	0
willow	307	24	1999	1.02	0	4.66	0	0	0	0	-3.74	0.1	0	0	19804.5	0
willow	308	24	1999	0	0	4.31	0	0	0	0	-4.41	0.1	0	0	19808.8	0
willow	309	24	1999	0	0	3.82	0	0	0	0	-3.92	0.1	0	0	19812.6	0
willow	310	24	1999	0	0	3.09	0	0	0	0	-3.19	0.1	0	0	19815.7	0
willow	311	24	1999	0	0	1.85	0	0	0	0	-1.95	0.1	0	0	19817.6	0
willow	312	24	1999	0	0	0.72	0	0	0	0	-0.82	0.1	0	0	19818.3	0
willow	313	24	1999	0	0	1.29	0	0	0	0	-1.39	0.1	0	0	19819.6	0
willow	314	24	1999	6.6	0	0.71	0	0	0	0	5.8	0.1	0	0	19820.3	0
willow	315	24	1999	0	0	1.61	0	0	0	0	-1.71	0.09	0	0	19821.9	0
willow	316	24	1999	0	0	1.14	0	0	0	0	-1.24	0.09	0	0	19823.1	0
willow	317	24	1999	0.51	0	0.48	0	0	0	0	-0.07	0.09	0	0	19823.5	0
willow	318	24	1999	0.51	0	2.15	0	0	0	0	-1.73	0.09	0	0	19825.7	0
willow	319	24	1999	0.25	0	2.09	0	0	0	0	-1.93	0.09	0	0	19827.8	0
willow	320	24	1999	0.25	0	1.68	0	0	0	0	-1.52	0.09	0	0	19829.5	0
willow	321	24	1999	0	0	1.27	0	0	0	0	-1.37	0.09	0	0	19830.7	0
willow	322	24	1999	0	0	1.24	0	0	0	0	-1.33	0.09	0	0	19832	0

Attachment D-1
Honeywell
Wastebeds 9-15 SWSR Pre-Design Investigation
SHAW Output Data

RUN	DAY	HR	YR	PRECIP	precip INTRCP	ET	TRANSP	CANOPY chg in storage	SNOW chg in storage	RESIDUE chg in storage	SOIL chg in storage	PERC	RUNOFF	PONDED	Etcum	ERROR
willow	323	24	1999	0	0	1.47	0	0	0	0	-1.56	0.09	0	0	19833.4	0
willow	324	24	1999	7.62	0	0.22	0	0	0	0	7.31	0.09	0	0	19833.7	0
willow	325	24	1999	0	0	0.72	0	0	0	0	-0.81	0.09	0	0	19834.4	0
willow	326	24	1999	0	0	0.87	0	0	0	0	-0.96	0.09	0	0	19835.2	0
willow	327	24	1999	0	0	0.88	0	0	0	0	-0.97	0.09	0	0	19836.1	0
willow	328	24	1999	0	0	1.43	0	0	0	0	-1.52	0.09	0	0	19837.6	0
willow	329	24	1999	2.03	0	0.85	0	0	0	0	1.09	0.09	0	0	19838.4	0
willow	330	24	1999	43.94	0	0.71	0	0	0	0	43.15	0.09	0	0	19839.1	0
willow	331	24	1999	0	0	1.82	0	0	0	0	-1.9	0.09	0	0	19840.9	0
willow	332	24	1999	3.3	0	2.01	0	0	0	0	1.2	0.09	0	0	19842.9	0
willow	333	24	1999	6.6	0	0.11	0	0	6.66	0	-0.25	0.09	0	0	19843	0
willow	334	24	1999	0	0	0.11	0	0	0.25	0	-0.45	0.09	0	0	19843.2	0
willow	335	24	1999	0	0	0.04	0	0	0.43	0	-0.56	0.09	0	0	19843.2	0
willow	336	24	1999	0	0	0.01	0	0	0.26	0	-0.36	0.09	0	0	19843.2	0
willow	337	24	1999	0	0	0	0	0	-2.9	0	2.81	0.09	0	0	19843.2	0
willow	338	24	1999	2.79	0	-0.6	0	0	-4.7	0	8.01	0.09	0	0	19842.6	0
willow	339	24	1999	1.27	0	0.79	0	0	0	0	0.39	0.09	0	0	19843.4	0
willow	340	24	1999	1.52	0	1.06	0	0	0	0	0.38	0.08	0	0	19844.5	0
willow	341	24	1999	0.51	0	1.16	0	0	0	0	-0.74	0.08	0	0	19845.6	0
willow	342	24	1999	0	0	0.85	0	0	0	0	-0.94	0.08	0	0	19846.5	0
willow	343	24	1999	0	0	0.48	0	0	0	0	-0.57	0.08	0	0	19847	0
willow	344	24	1999	4.06	0	0.92	0	0	0	0	3.06	0.08	0	0	19847.9	0
willow	345	24	1999	0	0	2.45	0	0	0	0	-2.53	0.08	0	0	19850.3	0
willow	346	24	1999	0	0	0.28	0	0	0	0	-0.37	0.08	0	0	19850.6	0
willow	347	24	1999	0	0	0.08	0	0	0	0	-0.16	0.08	0	0	19850.7	0
willow	348	24	1999	12.19	0	0.52	0	0	0	0	11.59	0.08	0	0	19851.2	0
willow	349	24	1999	1.78	0	0.48	0	0	0	0	1.23	0.08	0	0	19851.7	-0.01
willow	350	24	1999	0.51	0	2.42	0	0	0	0	-2	0.08	0	0	19854.1	0
willow	351	24	1999	0.25	0	2.66	0	0	0	0	-2.48	0.08	0	0	19856.8	0
willow	352	24	1999	0.76	0	0	0	0	1.06	0	-0.38	0.08	0	0	19856.8	0
willow	353	24	1999	0	0	-0.02	0	0	0.4	0	-0.47	0.08	0	0	19856.8	0
willow	354	24	1999	3.05	0	0.08	0	0	-1.46	0	4.35	0.08	0	0	19856.8	0
willow	355	24	1999	0	0	2.07	0	0	0	0	-2.15	0.08	0	0	19858.9	0
willow	356	24	1999	0	0	1.68	0	0	0	0	-1.76	0.08	0	0	19860.6	0
willow	357	24	1999	0	0	1.21	0	0	0	0	-1.3	0.08	0	0	19861.8	0
willow	358	24	1999	2.54	0	0.05	0	0	2.62	0	-0.21	0.08	0	0	19861.9	0
willow	359	24	1999	0	0	-0.01	0	0	0.21	0	-0.28	0.08	0	0	19861.8	0
willow	360	24	1999	1.78	0	0.66	0	0	1.2	0	-0.16	0.08	0	0	19862.5	0
willow	361	24	1999	2.54	0	0.04	0	0	2.69	0	-0.26	0.08	0	0	19862.5	0
willow	362	24	1999	0	0	0	0	0	0.22	0	-0.29	0.08	0	0	19862.5	0
willow	363	24	1999	0	0	0.06	0	0	0.07	0	-0.21	0.08	0	0	19862.6	0
willow	364	24	1999	0	0	0.23	0	0	-0.2	0	-0.11	0.08	0	0	19862.8	0
willow	365	24	1999	0	0	0.04	0	0	0.14	0	-0.26	0.08	0	0	19862.9	0
willow	1	24	2000	0	0	-0.04	0	0	0.05	0	-0.09	0.08	0	0	19862.8	0
willow	2	24	2000	1.52	0	-0.18	0	0	-7.01	0	8.64	0.08	0	0	19862.6	0
willow	3	24	2000	14.48	0	-0.03	0	0	0	0	14.43	0.08	0	0	19862.6	0
willow	4	24	2000	5.84	0	1.72	0	0	0	0	4.05	0.08	0	0	19864.3	0
willow	5	24	2000	0	0	2.73	0	0	0	0	-2.8	0.08	0	0	19867.1	0
willow	6	24	2000	0	0	1.07	0	0	0	0	-1.15	0.08	0	0	19868.1	0
willow	7	24	2000	0	0	1.96	0	0	0	0	-2.04	0.07	0	0	19870.1	0
willow	8	24	2000	0	0	2.35	0	0	0	0	-2.42	0.07	0	0	19872.4	0
willow	9	24	2000	1.52	0	0.29	0	0	0	0	1.16	0.07	0	0	19872.7	0
willow	10	24	2000	11.43	0	0.07	0	0	0	0	11.28	0.07	0	0	19872.8	0
willow	11	24	2000	2.54	0	1.89	0	0	0	0	0.58	0.07	0	0	19874.7	0
willow	12	24	2000	2.29	0	0.84	0	0	2.19	0	-0.81	0.07	0	0	19875.5	0
willow	13	24	2000	7.11	0	0.23	0	0	7.28	0	-0.47	0.07	0	0	19875.8	0
willow	14	24	2000	0	0	0	0	0	0.21	0	-0.28	0.07	0	0	19875.8	0
willow	15	24	2000	0	0	0	0	0	0.27	0	-0.34	0.07	0	0	19875.8	0
willow	16	24	2000	0.76	0	0.2	0	0	0.76	0	-0.27	0.07	0	0	19876	0
willow	17	24	2000	0.25	0	0.04	0	0	0.54	0	-0.4	0.07	0	0	19876	0
willow	18	24	2000	0	0	0.02	0	0	0.24	0	-0.33	0.07	0	0	19876	0
willow	19	24	2000	0	0	0	0	0	0.21	0	-0.28	0.07	0	0	19876	0
willow	20	24	2000	7.11	0	-0.05	0	0	7.25	0	-0.17	0.07	0	0	19876	0
willow	21	24	2000	1.78	0	0.07	0	0	1.78	0	-0.15	0.07	0	0	19876.1	0
willow	22	24	2000	0.76	0	-0.06	0	0	0.9	0	-0.15	0.07	0	0	19876	0
willow	23	24	2000	0	0	0.07	0	0	0.01	0	-0.15	0.07	0	0	19876.1	0
willow	24	24	2000	0	0	-0.04	0	0	0.11	0	-0.14	0.07	0	0	19876	0
willow	25	24	2000	2.79	0	0	0	0	2.87	0	-0.15	0.07	0	0	19876	0
willow	26	24	2000	1.78	0	-0.03	0	0	1.87	0	-0.13	0.07	0	0	19876	0
willow	27	24	2000	0	0	-0.04	0	0	0.12	0	-0.15	0.07	0	0	19876	0
willow	28	24	2000	0.25	0	0.03	0	0	0.31	0	-0.16	0.07	0	0	19876	0
willow	29	24	2000	0	0	-0.01	0	0	0.11	0	-0.17	0.07	0	0	19876	0
willow	30	24	2000	5.08	0	0.09	0	0	5.07	0	-0.15	0.07	0	0	19876.1	0
willow	31	24	2000	3.81	0	0.09	0	0	3.75	0	-0.09	0.07	0	0	19876.1	0
willow	32	24	2000	1.78	0	0.21	0	0	1.59	0	-0.1	0.07	0	0	19876.4	0
willow	33	24	2000	1.27	0	0.21	0	0	1.12	0	-0.13	0.07	0	0	19876.6	0
willow	34	24	2000	0.51	0	-0.01	0	0	0.57	0	-0.13	0.07	0	0	19876.6	0
willow	35	24	2000	0	0	0.01	0	0	0.04	0	-0.12	0.07	0	0	19876.6	0
willow	36	24	2000	0.76	0	0.28	0	0	0.53	0	-0.12	0.07	0	0	19876.9	0
willow	37	24	2000	0.51	0	0.23	0	0	0.34	0	-0.13	0.07	0	0	19877.1	0
willow	38	24	2000	1.02	0	0.26	0	0	0.82	0	-0.14	0.07	0	0	19877.3	0
willow	39	24	2000	0	0	0.03	0	0	0.08	0	-0.18	0.07	0	0	19877.4	0
willow	40	24	2000	0	0	0.24	0	0	-0.27	0	-0.05	0.07	0	0	19877.6	0
willow	41	24	2000	0.25	0	-0.04	0	0	-0.71	0	0.19	0.07	0.75	0	19877.6	0
willow	42	24	2000	0.76	0	0.31	0	0	-1.12	0	0.43	0.07	1.07	0	19877.9	0
willow	43	24	2000	0	0	0.11	0	0	0.01	0	-0.2	0.07	0	0	19878	0
willow	44	24	2000	3.56	0	0.1	0	0	3.53	0	-0.15	0.07	0	0	19878.1	0
willow	45	24	2000	12.7	0	0.05	0	0	12.67	0	-0.09	0.07	0	0	19878.2	0
willow	46	24	2000	0	0	0.12	0	0	-0.1	0	-0.08	0.07	0	0	19878.3	0
willow	47	24	2000	1.02	0	0.36	0	0	0.66	0	-0.08	0.07	0	0	19878.6	0
willow	48	24	2000	0	0	0.12	0	0	-0.07	0	-0.11	0.07	0	0	19878.7	0
willow	49	24	2000	5.84	0	0.17	0	0	5.72	0	-0.12	0.07	0	0	19878.9	0
willow	50	24	2000	6.1	0	0.06	0	0	6.05	0	-0.09	0.07	0	0	19879	0
willow	51	24	2000	0.51	0	0.47	0	0	0.04	0	-0.08	0.07	0	0	19879.5	0
willow	52	24	2000	3.3	0	0.21	0	0	3.1	0	-0.08	0.07	0	0	19879.7	0
willow	53	24	2000	0	0	0.07	0	0	-0.85	0	-0.05	0.07	0.77	0	19879.7	0
willow	54	24	2000	0	0	0.02	0	0	-5.1	0	0.11	0.07	4.9	0	19879.8	0
willow	55	24	2000	0.25	0	-0.12	0	0	-6.45	0	0.43	0.07	6.32	0	19879.6	0
willow	56	24	2000	6.6	0	-0.34	0	0	-9.67	0	1.44	0.07	15.1	0	19879.3	0
willow	57	24	2000	0	0	-0.6	0	0	-18.08	0	2.25	0.07	16.35	0	19878.7	0
willow	58	24	2000	13.21	0	-1.24	0	0	-30.32	0	8.67	0.07	36.03	0	19877.5	0
willow	59	24	2000	2.54	0	0.78	0	0	0	0	1.69	0.07	0	0	19878.2	0
willow	60	24	2000	0	0	2.58	0	0	0	0	-2.65	0.07	0	0	19880.8	0

Attachment D-1
Honeywell
Wastebeds 9-15 SWSR Pre-Design Investigation
SHAW Output Data

RUN	DAY	HR	YR	PRECIP	precip INTRCP	ET	TRANSP	CANOPY chg in storage	SNOW chg in storage	RESIDUE chg in storage	SOIL chg in storage	PERC	RUNOFF	PONDED	Etcum	ERROR
willow	61	24	2000	0.25	0	1.71	0	0	0	0	-1.53	0.07	0	0	19882.5	0
willow	62	24	2000	1.78	0	2.45	0	0	0	0	-0.74	0.07	0	0	19885	0
willow	63	24	2000	0.25	0	3.57	0	0	0	0	-3.39	0.07	0	0	19888.6	0
willow	64	24	2000	0	0	1.75	0	0	0	0	-1.82	0.07	0	0	19890.3	0
willow	65	24	2000	0	0	1.57	0	0	0	0	-1.64	0.07	0	0	19891.9	0
willow	66	24	2000	0	0	2.91	0	0	0	0	-2.98	0.07	0	0	19894.8	0
willow	67	24	2000	0	0	1.23	0	0	0	0	-1.3	0.07	0	0	19896	0
willow	68	24	2000	0	0	2.84	0	0	0	0	-2.91	0.07	0	0	19898.9	0
willow	69	24	2000	5.33	0	3.62	0	0	0	0	1.65	0.07	0	0	19902.5	0
willow	70	24	2000	0	0	2.28	0	0	0	0	-2.35	0.07	0	0	19904.8	0
willow	71	24	2000	2.54	0	0.25	0	0	2.21	0	0	0.07	0	0	19905	0
willow	72	24	2000	7.11	0	0.17	0	0	6.74	0	0.13	0.07	0	0	19905.2	0
willow	73	24	2000	0	0	0.1	0	0	-0.79	0	0.63	0.07	0	0	19905.3	0
willow	74	24	2000	0	0	-0.05	0	0	-7.41	0	7.39	0.07	0	0	19905.3	0
willow	75	24	2000	1.27	0	0.55	0	0	-0.74	0	1.39	0.07	0	0	19905.8	0
willow	76	24	2000	13.97	0	1.04	0	0	0	0	12.86	0.07	0	0	19906.8	0
willow	77	24	2000	2.54	0	1.9	0	0	2.43	0	-1.87	0.07	0	0	19908.7	0
willow	78	24	2000	0	0	0.18	0	0	0.22	0	-0.47	0.07	0	0	19908.9	0
willow	79	24	2000	0	0	0.56	0	0	-1.83	0	1.2	0.07	0	0	19909.5	0
willow	80	24	2000	0	0	1.52	0	0	-0.82	0	-0.75	0.07	0	0	19911	-0.02
willow	81	24	2000	0	0	3.84	0	0	0	0	-3.91	0.07	0	0	19914.8	0
willow	82	24	2000	0	0	3.89	0	0	0	0	-3.96	0.07	0	0	19918.7	0
willow	83	24	2000	0	0	2.17	0	0	0	0	-2.24	0.07	0	0	19920.9	0
willow	84	24	2000	0	0	3.55	0	0	0	0	-3.62	0.07	0	0	19924.5	0
willow	85	24	2000	0	0	3.48	0	0	0	0	-3.55	0.07	0	0	19928	0
willow	86	24	2000	0	0	5.36	0	0	0	0	-5.43	0.07	0	0	19933.3	0
willow	87	24	2000	5.84	0	3.5	0	0	0	0	2.27	0.07	0	0	19936.8	0
willow	88	24	2000	15.75	0	2.72	0	0	0	0	12.96	0.07	0	0	19939.5	0
willow	89	24	2000	3.3	0	2.16	0	0	0	0	1.07	0.07	0	0	19941.7	0
willow	90	24	2000	0.25	0	2.61	0	0	0	0	-2.42	0.07	0	0	19944.3	0
willow	91	24	2000	0	0	3.72	0	0	0	0	-3.79	0.07	0	0	19948	0
willow	92	24	2000	0	0	3.62	0.1	0	0	0	-3.69	0.07	0	0	19951.6	0
willow	93	24	2000	4.83	0	0.77	0.04	0.01	0	0	3.98	0.07	0	0	19952.4	0
willow	94	24	2000	12.7	0	0.96	0.03	0	0	0	11.66	0.07	0	0	19953.4	0.01
willow	95	24	2000	14.73	0	1.12	0.04	0	0	0	13.61	0.07	0	0	19954.5	-0.07
willow	96	24	2000	0	0	2.29	0	0	0	0	-2.35	0.07	0	0	19956.8	0
willow	97	24	2000	0.25	0	3.07	0.49	0	0	0	-2.89	0.07	0	0	19959.9	0.01
willow	98	24	2000	3.05	0	3.42	0.41	0	0	0	-0.46	0.07	0	0	19963.3	0.02
willow	99	24	2000	21.34	0	1.69	0.21	0	0	0	19.64	0.07	0	0	19965	-0.06
willow	100	24	2000	5.08	0	1.9	0	0	3.95	0	-0.83	0.07	0	0	19966.9	-0.01
willow	101	24	2000	1.02	0	0.8	0	0	-3.95	0	4.09	0.07	0	0	19967.7	0
willow	102	24	2000	2.54	0	1.06	0	0	0	0	1.4	0.07	0	0	19968.7	0.01
willow	103	24	2000	0.25	0	2.82	0.24	0	0	0	-2.63	0.07	0	0	19971.5	-0.01
willow	104	24	2000	0	0	3.13	0.71	0	0	0	-3.22	0.07	0	0	19974.7	0.01
willow	105	24	2000	0	0	4.52	1.78	0	0	0	-4.6	0.07	0	0	19979.2	0.01
willow	106	24	2000	0	0	4.45	2.23	0.01	0	0	-4.54	0.07	0	0	19983.6	0
willow	107	24	2000	0	0	1.95	0.92	0	0	0	-2.01	0.07	0	0	19985.6	0
willow	108	24	2000	3.56	0	2.04	0.1	-0.01	0	0	1.46	0.07	0	0	19987.6	0
willow	109	24	2000	8.64	0	1.97	0.14	0	0	0	6.59	0.07	0	0	19989.6	0
willow	110	24	2000	0	0	1.66	0.89	0	0	0	-1.75	0.07	0	0	19991.3	0.01
willow	111	24	2000	9.65	0	2.49	0.46	0	0	0	7.1	0.07	0	0	19993.7	-0.01
willow	112	24	2000	13.97	0	1.74	0.03	0	0	0	12.18	0.07	0	0	19995.5	-0.02
willow	113	24	2000	5.08	0.07	2.05	0.07	0	0	0	2.9	0.07	0	0	19997.5	-0.01
willow	114	24	2000	0	0	0.76	0.21	0	0	0	-0.75	0.07	0	0	19998.3	0
willow	115	24	2000	0	0	4.45	2.15	0	0	0	-4.52	0.07	0	0	20002.7	0
willow	116	24	2000	0	0	4.55	2.17	0	0	0	-4.63	0.07	0	0	20007.3	0.01
willow	117	24	2000	0	0	3.79	1.8	0	0	0	-3.87	0.07	0	0	20011.1	0
willow	118	24	2000	1.02	0	1.63	0.46	0.01	0	0	-0.7	0.07	0	0	20012.7	0
willow	119	24	2000	0	0	4.15	2.57	0	0	0	-4.22	0.07	0	0	20016.9	0
willow	120	24	2000	0	0	5.11	3.13	0	0	0	-5.18	0.07	0	0	20022	0
willow	121	24	2000	0	0	5.02	2.61	-0.01	0	0	-5.08	0.07	0	0	20027	0
willow	122	24	2000	7.11	0	3.34	1.07	0.01	0	0	3.69	0.07	0	0	20030.3	0
willow	123	24	2000	0	0	3.99	2.24	0	0	0	-4.07	0.07	0	0	20034.3	0.01
willow	124	24	2000	0	0	4.91	3.28	0	0	0	-4.98	0.07	0	0	20039.2	0
willow	125	24	2000	0	0	4.56	3.36	0.01	0	0	-4.64	0.08	0	0	20043.8	-0.01
willow	126	24	2000	0	0	4.44	3.5	0.01	0	0	-4.53	0.08	0	0	20048.2	0
willow	127	24	2000	0	0	5.67	4.11	0	0	0	-5.74	0.08	0	0	20053.9	-0.01
willow	128	24	2000	0	0	6.24	4.71	0	0	0	-6.31	0.08	0	0	20060.1	0
willow	129	24	2000	0.51	0	4.69	3.3	0	0	0	-4.25	0.08	0	0	20064.8	-0.01
willow	130	24	2000	0	0	4.46	3.52	0	0	0	-4.52	0.08	0	0	20069.3	-0.02
willow	131	24	2000	24.64	0	3.37	0.64	-0.01	0	0	21.21	0.08	0	0	20072.6	-0.01
willow	132	24	2000	1.02	0	5.32	2.68	-0.02	0	0	-4.36	0.08	0	0	20078	-0.01
willow	133	24	2000	17.53	0	2.82	0.12	0.01	0	0	14.63	0.08	0	0	20080.8	-0.01
willow	134	24	2000	23.11	0	4.71	1.94	0.01	0	0	18.33	0.08	0	0	20085.5	-0.01
willow	135	24	2000	0	0	3.87	2.42	-0.02	0	0	-3.93	0.08	0	0	20089.4	0
willow	136	24	2000	0	0	5.57	3.66	0	0	0	-5.65	0.08	0	0	20094.9	0
willow	137	24	2000	0	0	4.52	3.26	0	0	0	-4.6	0.08	0	0	20099.5	0
willow	138	24	2000	0	0	6.03	4.49	0.01	0	0	-6.11	0.08	0	0	20105.5	0
willow	139	24	2000	12.45	0	3.53	0.76	0.01	0	0	8.83	0.08	0	0	20109	-0.01
willow	140	24	2000	4.06	0.4	3.19	0.19	-0.01	0	0	0.41	0.08	0	0	20112.2	-0.01
willow	141	24	2000	1.02	0	1.7	0.2	0	0	0	-0.36	0.09	0	0	20113.9	0
willow	142	24	2000	0	0	1.41	1.19	0.01	0	0	-1.5	0.09	0	0	20115.3	0.01
willow	143	24	2000	3.05	0.06	2.55	0.12	0	0	0	0.36	0.09	0	0	20117.9	-0.01
willow	144	24	2000	3.56	0	3.86	0.7	0	0	0	-0.33	0.09	0	0	20121.7	0
willow	145	24	2000	19.3	0	5.24	1.76	0	0	0	13.99	0.09	0	0	20127	-0.02
willow	146	24	2000	2.79	0	5.28	2.08	-0.01	0	0	-2.56	0.09	0	0	20132.2	-0.01
willow	147	24	2000	0	0	4.3	3.21	-0.01	0	0	-4.38	0.09	0	0	20136.5	0
willow	148	24	2000	0	0	4.96	3.75	0	0	0	-5.05	0.09	0	0	20141.5	0
willow	149	24	2000	0	0	3.19	2.63	0	0	0	-3.27	0.09	0	0	20144.7	-0.01
willow	150	24	2000	0	0	4.69	3.77	0	0	0	-4.78	0.09	0	0	20149.4	0
willow	151	24	2000	0	0	6.13	4.85	0	0	0	-6.21	0.09	0	0	20155.5	-0.01
willow	152	24	2000	0.51	0	6.44	5.09	0.01	0	0	-6.03	0.09	0	0	20161.9	0
willow	153	24	2000	0	0	5.06	4.18	0	0	0	-5.16	0.1	0	0	20167	-0.01
willow	154	24	2000	12.19	0	5.17	1.8	0	0	0	6.93	0.1	0	0	20172.2	-0.01
willow	155	24	2000	0	0	4.54	3.43	-0.02	0	0	-4.61	0.1	0	0	20176.7	-0.01
willow	156	24	2000	0	0	2.12	1.92	0	0	0	-2.22	0.1	0	0	20178.8	0
willow	157	24	2000	6.86	0.2	3.54	0.15	0	0	0	3.02	0.1	0	0	20182.4	0
willow	158	24	2000	8.13	1.9	1.88	0.02	0	0	0	4.46	0.1	0	0	20184.2	-0.01
willow	159	24	2000	0	0	5.98	3.08	0	0	0	-4.18	0.1	0	0	20190.2	0
willow	160	24	2000	0	0	4.45	4.29	0	0	0	-4.55	0.1	0	0	20194.7	-0.01
willow	161	24	2000	0	0	3.55	3.29	0.01	0	0	-3.67	0.1	0	0	20198.2	0
willow	162	24	2000	0	0	7.44	6.46	0	0	0	-7.53	0.1	0	0	20205.7	-0.02
willow	163	24	2000	12.95	0	4.7	1.03	0	0	0	8.16	0.1	0	0	20210.4	-0.01

Attachment D-1
Honeywell
Wastebeds 9-15 SWSR Pre-Design Investigation
SHAW Output Data

RUN	DAY	HR	YR	PRECIP	precip INTRCP	ET	TRANSP	CANOPY chg in storage	SNOW chg in storage	RESIDUE chg in storage	SOIL chg in storage	PERC	RUNOFF	PONDED	Etcum	ERROR
willow	164	24	2000	0	0	3.04	2.51	-0.01	0	0	-3.13	0.1	0	0	20213.4	0
willow	165	24	2000	33.53	1.94	1.77	0.11	0.01	0	0	29.71	0.11	0	0	20215.2	-0.01
willow	166	24	2000	1.52	0	5.91	2.41	0	0	0	-2.55	0.11	0	0	20221.1	0
willow	167	24	2000	1.52	0	6.13	4.56	0.01	0	0	-4.71	0.11	0	0	20227.2	0
willow	168	24	2000	1.02	0	7.12	5.66	0.01	0	0	-6.21	0.11	0	0	20234.3	-0.01
willow	169	24	2000	1.02	0	4.53	3.17	-0.01	0	0	-3.6	0.11	0	0	20238.9	-0.01
willow	170	24	2000	1.78	0	3.08	1.07	-0.02	0	0	-1.38	0.11	0	0	20241.9	-0.01
willow	171	24	2000	0	0	4.97	4.27	0	0	0	-5.06	0.11	0	0	20246.9	-0.02
willow	172	24	2000	0	0	6.33	5.45	0.01	0	0	-6.43	0.11	0	0	20253.2	-0.01
willow	173	24	2000	25.4	0	6.54	2.85	0.01	0	0	18.73	0.11	0	0	20259.8	0
willow	174	24	2000	1.27	0	7.12	5.34	-0.01	0	0	-5.94	0.11	0	0	20266.9	-0.01
willow	175	24	2000	0	0	5.2	4.28	-0.01	0	0	-5.29	0.11	0	0	20272.1	-0.02
willow	176	24	2000	0	0	5.83	5.33	0.01	0	0	-5.93	0.11	0	0	20277.9	-0.02
willow	177	24	2000	0.25	0	4.74	4.38	0.02	0	0	-4.62	0.11	0	0	20282.7	0
willow	178	24	2000	0	0	5.22	4.76	0	0	0	-5.31	0.12	0	0	20287.9	-0.02
willow	179	24	2000	5.84	0	7.64	2.95	-0.01	0	0	-1.89	0.12	0	0	20295.5	-0.01
willow	180	24	2000	0	0	5.26	4.55	-0.01	0	0	-5.35	0.12	0	0	20300.8	-0.02
willow	181	24	2000	0	0	4.22	3.78	0	0	0	-4.32	0.12	0	0	20305	-0.02
willow	182	24	2000	0	0	5.95	4.9	0	0	0	-6.06	0.12	0	0	20311	-0.01
willow	183	24	2000	0	0	5.87	5.1	0.01	0	0	-5.99	0.12	0	0	20316.8	-0.01
willow	184	24	2000	0	0	5.85	4.99	0	0	0	-5.95	0.12	0	0	20322.7	-0.01
willow	185	24	2000	10.92	1.86	2.22	0.21	0.01	0	0	6.69	0.12	0	0	20324.9	0.01
willow	186	24	2000	0.25	0	5.1	2.48	0	0	0	-3.08	0.12	0	0	20330	-0.01
willow	187	24	2000	0	0	5.84	4.46	-0.02	0	0	-5.91	0.12	0	0	20335.8	-0.02
willow	188	24	2000	0	0	3.69	3.1	0	0	0	-3.8	0.12	0	0	20339.5	-0.01
willow	189	24	2000	0	0	4.61	3.44	0	0	0	-4.72	0.12	0	0	20344.1	-0.01
willow	190	24	2000	0	0	4.39	3.37	0	0	0	-4.5	0.12	0	0	20348.5	-0.01
willow	191	24	2000	2.54	0	3.49	1.13	0.01	0	0	-1.08	0.12	0	0	20352	-0.01
willow	192	24	2000	0	0	2.78	2.22	0.01	0	0	-2.9	0.12	0	0	20354.8	-0.01
willow	193	24	2000	0	0	3.72	2.53	-0.01	0	0	-3.81	0.12	0	0	20358.5	-0.02
willow	194	24	2000	0	0	3.29	2.26	0	0	0	-3.4	0.12	0	0	20361.8	-0.02
willow	195	24	2000	0	0	2.36	1.82	0	0	0	-2.47	0.12	0	0	20364.2	-0.02
willow	196	24	2000	5.08	0	4.88	0.68	0.01	0	0	0.05	0.12	0	0	20369.1	0.01
willow	197	24	2000	25.65	1.98	2.12	0.06	0	0	0	21.43	0.12	0	0	20371.2	0
willow	198	24	2000	5.84	0.1	4.31	0	0	0	0	3.28	0.13	0	0	20375.5	0
willow	199	24	2000	0	0	4.79	4.2	0	0	0	-4.79	0.13	0	0	20380.3	-0.02
willow	200	24	2000	0	0	4.47	3.79	-0.01	0	0	-4.57	0.13	0	0	20384.7	-0.02
willow	201	24	2000	0	0	3.27	2.79	-0.01	0	0	-3.37	0.13	0	0	20388	-0.01
willow	202	24	2000	0	0	4.68	3.98	0	0	0	-4.8	0.13	0	0	20392.7	0
willow	203	24	2000	11.68	1.15	3.07	0.19	0.01	0	0	7.32	0.13	0	0	20395.8	0
willow	204	24	2000	0.25	0	5.16	3.16	-0.01	0	0	-3.87	0.13	0	0	20400.9	0
willow	205	24	2000	0	0	4.77	4.06	0	0	0	-4.88	0.13	0	0	20405.7	-0.02
willow	206	24	2000	0	0	3.65	3.28	0	0	0	-3.76	0.13	0	0	20409.3	-0.02
willow	207	24	2000	0	0	3.52	2.97	0.01	0	0	-3.64	0.13	0	0	20412.9	-0.01
willow	208	24	2000	0	0	2.86	2.19	0	0	0	-2.98	0.13	0	0	20415.7	0
willow	209	24	2000	0.25	0	2.19	1.55	0.01	0	0	-2.07	0.13	0	0	20417.9	0
willow	210	24	2000	0	0	2.66	1.91	0	0	0	-2.78	0.13	0	0	20420.6	-0.01
willow	211	24	2000	1.02	0	2.29	0.97	0	0	0	-1.4	0.13	0	0	20422.9	0
willow	212	24	2000	2.79	0.01	2.57	0.06	0.01	0	0	0.09	0.13	0	0	20425.4	0
willow	213	24	2000	3.05	0	3.46	0.65	0	0	0	-0.52	0.13	0	0	20428.9	-0.01
willow	214	24	2000	11.18	0	5.18	0.98	0	0	0	5.88	0.13	0	0	20434.1	-0.01
willow	215	24	2000	0.25	0	3.39	2.66	-0.01	0	0	-3.24	0.13	0	0	20437.4	-0.02
willow	216	24	2000	0.51	0	2.33	1.38	-0.01	0	0	-1.93	0.13	0	0	20439.8	-0.01
willow	217	24	2000	0	0	2.39	1.39	-0.02	0	0	-2.49	0.13	0	0	20442.2	-0.01
willow	218	24	2000	0	0	2.16	1.25	0	0	0	-2.29	0.13	0	0	20444.3	-0.01
willow	219	24	2000	4.83	0.68	3.4	0.04	0.01	0	0	0.61	0.13	0	0	20447.7	0
willow	220	24	2000	4.57	0	5.34	0.58	0.02	0	0	-0.23	0.13	0	0	20453.1	0
willow	221	24	2000	0	0	2.06	1.31	0	0	0	-2.18	0.13	0	0	20455.1	-0.01
willow	222	24	2000	2.54	0	3.72	0.83	0	0	0	-1.32	0.13	0	0	20458.9	0.01
willow	223	24	2000	0	0	1.8	0.88	0	0	0	-1.9	0.13	0	0	20460.6	-0.02
willow	224	24	2000	6.6	0.84	3.33	0.07	0	0	0	2.32	0.13	0	0	20464	-0.01
willow	225	24	2000	6.35	0.5	3.89	0	0	0	0	2.68	0.13	0	0	20467.9	-0.01
willow	226	24	2000	0	0	2.72	1.54	0	0	0	-2.33	0.13	0	0	20470.6	-0.02
willow	227	24	2000	0	0	1.23	0.89	0.01	0	0	-1.37	0.13	0	0	20471.8	0
willow	228	24	2000	0	0	1.92	1.13	0	0	0	-2.04	0.13	0	0	20473.7	-0.01
willow	229	24	2000	1.52	0	2.92	0.65	-0.01	0	0	-1.53	0.13	0	0	20476.7	0.02
willow	230	24	2000	0	0	1.69	0.61	-0.01	0	0	-1.8	0.13	0	0	20478.3	-0.01
willow	231	24	2000	0.25	0	1.23	0.55	0	0	0	-1.09	0.13	0	0	20479.6	-0.02
willow	232	24	2000	0	0	1.38	0.62	0	0	0	-1.51	0.13	0	0	20481	0
willow	233	24	2000	0	0	1.53	0.58	-0.01	0	0	-1.64	0.13	0	0	20482.5	0
willow	234	24	2000	0	0	1.5	0.72	0	0	0	-1.62	0.13	0	0	20484	-0.01
willow	235	24	2000	0	0	1.39	0.79	0.01	0	0	-1.52	0.13	0	0	20485.4	0
willow	236	24	2000	23.88	1.23	2.28	0.05	0.02	0	0	20.22	0.13	0	0	20487.7	0
willow	237	24	2000	0.51	0	4.66	2.4	-0.01	0	0	-3.02	0.13	0	0	20492.3	-0.02
willow	238	24	2000	0	0	4.02	3.4	0	0	0	-4.12	0.12	0	0	20496.3	-0.02
willow	239	24	2000	0	0	3.31	2.74	0	0	0	-3.42	0.12	0	0	20499.7	-0.02
willow	240	24	2000	0	0	1.76	1.4	0.01	0	0	-1.89	0.12	0	0	20501.4	-0.01
willow	241	24	2000	0	0	2.07	1.31	0	0	0	-2.18	0.12	0	0	20503.5	-0.02
willow	242	24	2000	0	0	1.7	1.16	0	0	0	-1.82	0.12	0	0	20505.2	-0.01
willow	243	24	2000	0	0	1.73	1.06	0	0	0	-1.85	0.12	0	0	20506.9	-0.01
willow	244	24	2000	0	0	1.65	1.04	0	0	0	-1.78	0.12	0	0	20508.6	-0.01
willow	245	24	2000	0	0	1.33	0.84	0.01	0	0	-1.45	0.12	0	0	20509.9	-0.01
willow	246	24	2000	0	0	0.83	0.51	0	0	0	-0.92	0.12	0	0	20510.7	-0.02
willow	247	24	2000	0.51	0	1.33	0.4	-0.02	0	0	-0.91	0.12	0	0	20512	-0.01
willow	248	24	2000	0.25	0	0.83	0.26	-0.02	0	0	-0.67	0.12	0	0	20512.9	-0.01
willow	249	24	2000	0	0	1.65	0.59	-0.01	0	0	-1.75	0.12	0	0	20514.5	-0.01
willow	250	24	2000	0	0	1.28	0.62	0	0	0	-1.4	0.12	0	0	20515.8	0
willow	251	24	2000	0	0	1.22	0.67	0	0	0	-1.34	0.12	0	0	20517	0
willow	252	24	2000	0.25	0	0.37	0.45	0.02	0	0	-0.26	0.12	0	0	20517.4	-0.01
willow	253	24	2000	1.78	0	1.42	0.16	0.01	0	0	0.22	0.12	0	0	20518.8	0.01
willow	254	24	2000	0	0	0.88	0.62	0	0	0	-0.99	0.12	0	0	20519.7	-0.01
willow	255	24	2000	5.33	0	3.26	0.15	0	0	0	1.95	0.12	0	0	20523	0
willow	256	24	2000	27.94	0	4.65	1.28	0	0	0	23.18	0.12	0	0	20527.6	-0.01
willow	257	24	2000	0	0	4.23	2.98	-0.03	0	0	-4.31	0.12	0	0	20531.8	-0.02
willow	258	24	2000	6.6	0	4.54	0.94	0	0	0	1.96	0.12	0	0	20536.4	-0.01
willow	259	24	2000	7.11	0	4.09	0.48	0	0	0	2.9	0.12	0	0	20540.5	0
willow	260	24	2000	0	0	3.11	2.34	-0.01	0	0	-3.2	0.12	0	0	20543.6	-0.01
willow	261	24	2000	0	0	4.22	3.7	0	0	0	-4.33	0.12	0	0	20547.8	0
willow	262	24	2000	0	0	3.7	3.03	0.01	0	0	-3.82	0.12	0	0	20551.5	0
willow	263	24	2000	0	0	2.72	2.25	0	0	0	-2.83	0.12	0	0	20554.2	-0.01
willow	264	24	2000	0	0	2.97	2.46	0	0	0	-3.09	0.12	0	0	20557.2	-0.01
willow	265	24	2000	6.35	0	4.85	1.4	-0.01	0	0	1.39	0.12	0	0	20562	0
willow	266	24	2000	0.25	0	2.75	1.48	-0.01	0	0	-2.59	0.12	0	0	20564.8	-0.01

Attachment D-1
Honeywell
Wastebeds 9-15 SWSR Pre-Design Investigation
SHAW Output Data

RUN	DAY	HR	YR	PRECIP	precip INTRCP	ET	TRANSP	CANOPY chg in storage	SNOW chg in storage	RESIDUE chg in storage	SOIL chg in storage	PERC	RUNOFF	PONDED	Etcum	ERROR
willow	267	24	2000	21.08	0.2	2.87	0.07	0.02	0	0	17.89	0.11	0	0	20567.7	-0.01
willow	268	24	2000	1.02	0	2.55	1.21	-0.01	0	0	-1.44	0.11	0	0	20570.2	-0.01
willow	269	24	2000	0	0	2.76	2.06	-0.01	0	0	-2.86	0.11	0	0	20573	0
willow	270	24	2000	0	0	2.07	1.68	0	0	0	-2.18	0.11	0	0	20575	0
willow	271	24	2000	1.02	0	3.75	2.37	0.01	0	0	-2.84	0.11	0	0	20578.8	-0.02
willow	272	24	2000	0	0	2.55	1.49	-0.01	0	0	-2.64	0.11	0	0	20581.3	-0.01
willow	273	24	2000	0	0	2.36	1.78	0	0	0	-2.48	0.11	0	0	20583.7	0
willow	274	24	2000	0	0	2.55	2.01	0.01	0	0	-2.66	0.11	0	0	20586.3	-0.01
willow	275	24	2000	0	0	2.35	1.79	0.01	0	0	-2.46	0.11	0	0	20588.6	-0.01
willow	276	24	2000	0	0	2.31	1.59	0	0	0	-2.41	0.11	0	0	20590.9	-0.01
willow	277	24	2000	0	0	1.6	0.98	0	0	0	-1.71	0.11	0	0	20592.5	0
willow	278	24	2000	3.56	1.06	1.47	0.05	-0.01	0	0	0.93	0.11	0	0	20594	-0.01
willow	279	24	2000	6.86	1.52	0.78	0	0	0	0	5.52	0.11	0	0	20594.8	-0.01
willow	280	24	2000	3.56	1.16	1.07	0	0	0	0	2.75	0.11	0	0	20595.8	0
willow	281	24	2000	0	0	3	1.01	-0.01	0	0	-1.94	0.11	0	0	20598.8	0
willow	282	24	2000	2.03	0	2.16	0.26	0	0	0	-0.23	0.11	0	0	20601	0
willow	283	24	2000	0.76	0	1.25	0.29	0	0	0	-0.61	0.11	0	0	20602.2	0.01
willow	284	24	2000	2.29	0	1.8	0.05	0	0	0	0.39	0.11	0	0	20604	-0.01
willow	285	24	2000	0	0	2.35	1.58	0.01	0	0	-2.5	0.11	0	0	20606.4	0.03
willow	286	24	2000	0	0	2.34	1.46	0	0	0	-2.46	0.11	0	0	20608.7	0.01
willow	287	24	2000	0	0	2.17	1.49	0	0	0	-2.28	0.11	0	0	20610.9	0
willow	288	24	2000	0	0	2.29	1.51	0.01	0	0	-2.42	0.11	0	0	20613.2	0.02
willow	289	24	2000	1.02	0	1.24	0.4	0.01	0	0	-0.35	0.11	0	0	20614.4	0.01
willow	290	24	2000	25.65	0.65	0.89	0.02	-0.01	0	0	24.02	0.11	0	0	20615.3	-0.01
willow	291	24	2000	3.3	0	1.67	0.06	0	0	0	2.19	0.1	0	0	20617	-0.01
willow	292	24	2000	5.33	0	1.5	0.03	0	0	0	3.76	0.1	0	0	20618.5	-0.03
willow	293	24	2000	0	0	1.92	0.8	-0.01	0	0	-1.99	0.1	0	0	20620.4	-0.02
willow	294	24	2000	0	0	2.17	1.15	0	0	0	-2.28	0.1	0	0	20622.6	0
willow	295	24	2000	0	0	1.9	0.94	0	0	0	-1.99	0.1	0	0	20624.5	-0.01
willow	296	24	2000	0	0	2.17	0.7	-0.01	0	0	-2.28	0.1	0	0	20626.6	0.02
willow	297	24	2000	0	0	1.93	0.77	0	0	0	-2.04	0.1	0	0	20628.6	0.01
willow	298	24	2000	0	0	0.62	0.35	0.01	0	0	-0.75	0.1	0	0	20629.2	0.02
willow	299	24	2000	0	0	1.48	0.48	0.01	0	0	-1.58	0.1	0	0	20630.7	-0.01
willow	300	24	2000	0	0	1.7	0.5	0	0	0	-1.8	0.1	0	0	20632.4	0
willow	301	24	2000	2.79	0	1.84	0.35	0	0	0	0.86	0.1	0	0	20634.2	0
willow	302	24	2000	0	0	2.13	0.16	-0.01	0	0	-2.22	0.1	0	0	20636.3	0
willow	303	24	2000	0	0	1.23	0	0	0	0	-1.33	0.1	0	0	20637.6	0
willow	304	24	2000	0	0	1.7	0.05	0	0	0	-1.79	0.1	0	0	20639.3	0
willow	305	24	2000	0	0	1.73	0	0	0	0	-1.83	0.1	0	0	20641	0
willow	306	24	2000	0	0	1.62	0	0	0	0	-1.72	0.1	0	0	20642.6	0
willow	307	24	2000	0	0	1.52	0	0	0	0	-1.62	0.1	0	0	20644.1	0
willow	308	24	2000	0	0	0.67	0	0	0	0	-0.76	0.1	0	0	20644.8	0
willow	309	24	2000	2.79	0	0.87	0	0	0	0	1.82	0.1	0	0	20645.7	0
willow	310	24	2000	1.27	0	0.85	0	0	0	0	0.33	0.1	0	0	20646.5	0
willow	311	24	2000	0	0	1.38	0	0	0	0	-1.48	0.1	0	0	20647.9	0
willow	312	24	2000	0	0	1.07	0	0	0	0	-1.16	0.1	0	0	20649	0
willow	313	24	2000	0	0	0.65	0	0	0	0	-0.74	0.1	0	0	20649.6	0
willow	314	24	2000	8.89	0	0.5	0	0	0	0	8.29	0.09	0	0	20650.1	0
willow	315	24	2000	11.43	0	0.37	0	0	0	0	10.97	0.09	0	0	20650.5	0
willow	316	24	2000	2.03	0	1.42	0	0	0	0	0.51	0.09	0	0	20651.9	0
willow	317	24	2000	0	0	0.84	0	0	0	0	-0.93	0.09	0	0	20652.8	0
willow	318	24	2000	0	0	1.1	0	0	0	0	-1.19	0.09	0	0	20653.9	0
willow	319	24	2000	2.03	0	0.9	0	0	0	0	1.04	0.09	0	0	20654.8	0
willow	320	24	2000	0	0	3.07	0	0	0	0	-3.16	0.09	0	0	20657.8	0
willow	321	24	2000	0	0	2.39	0	0	0	0	-2.48	0.09	0	0	20660.2	0
willow	322	24	2000	1.02	0	2.07	0	0	0	0	-1.14	0.09	0	0	20662.3	0
willow	323	24	2000	4.83	0	1.27	0	0	0	0	3.47	0.09	0	0	20663.5	0
willow	324	24	2000	0	0	1.6	0	0	0	0	-1.69	0.09	0	0	20665.1	0
willow	325	24	2000	1.27	0	1.38	0	0	0	0	-0.2	0.09	0	0	20666.5	0
willow	326	24	2000	3.81	0	0.82	0	0	3.49	0	-0.59	0.09	0	0	20667.3	0
willow	327	24	2000	6.6	0	0.24	0	0	6.51	0	-0.24	0.09	0	0	20667.6	0
willow	328	24	2000	1.52	0	0.01	0	0	1.64	0	-0.21	0.09	0	0	20667.6	0
willow	329	24	2000	0	0	-0.02	0	0	0.16	0	-0.22	0.09	0	0	20667.6	0
willow	330	24	2000	0.51	0	0.06	0	0	0.54	0	-0.18	0.09	0	0	20667.6	0
willow	331	24	2000	17.27	0	-0.05	0	0	-1.5	0	18.73	0.09	0	0	20667.6	0
willow	332	24	2000	1.52	0	-0.4	0	0	-9.36	0	11.2	0.09	0	0	20667.2	0
willow	333	24	2000	2.29	0	0.18	0	0	-1.47	0	3.49	0.09	0	0	20667.4	0
willow	334	24	2000	0	0	0.9	0	0	0	0	-0.99	0.09	0	0	20668.3	0
willow	335	24	2000	6.6	0	0.85	0	0	0	0	5.66	0.09	0	0	20669.1	0
willow	336	24	2000	1.52	0	0.77	0	0	1.63	0	-0.96	0.09	0	0	20669.9	0
willow	337	24	2000	0	0	-0.02	0	0	0.44	0	-0.5	0.09	0	0	20669.9	0
willow	338	24	2000	0	0	-0.04	0	0	0.3	0	-0.34	0.09	0	0	20669.8	0
willow	339	24	2000	0	0	-0.04	0	0	0.25	0	-0.29	0.08	0	0	20669.8	0
willow	340	24	2000	0	0	0.83	0	0	-0.76	0	-0.16	0.08	0	0	20670.6	0
willow	341	24	2000	2.79	0	0.23	0	0	2.78	0	-0.3	0.08	0	0	20670.8	0
willow	342	24	2000	0.51	0	-0.13	0	0	0.84	0	-0.28	0.08	0	0	20670.7	0
willow	343	24	2000	1.02	0	-0.02	0	0	1.19	0	-0.24	0.08	0	0	20670.7	0
willow	344	24	2000	0	0	-0.06	0	0	0.23	0	-0.25	0.08	0	0	20670.6	0
willow	345	24	2000	0	0	-0.02	0	0	0.13	0	-0.19	0.08	0	0	20670.6	0
willow	346	24	2000	0.51	0	-0.01	0	0	-0.65	0	1.09	0.08	0	0	20670.6	0
willow	347	24	2000	4.83	0	0.47	0	0	3.63	0	0.65	0.08	0	0	20671.1	0
willow	348	24	2000	0	0	-0.01	0	0	0.25	0	-0.32	0.08	0	0	20671.1	0
willow	349	24	2000	12.45	0	0.17	0	0	12.31	0	-0.12	0.08	0	0	20671.2	0
willow	350	24	2000	0	0	-0.08	0	0	0.14	0	-0.14	0.08	0	0	20671.1	0
willow	351	24	2000	11.18	0	0.29	0	0	10.88	0	-0.08	0.08	0	0	20671.4	0
willow	352	24	2000	1.02	0	-0.95	0	0	-25.46	0	27.35	0.08	0	0	20670.5	0
willow	353	24	2000	0.25	0	0.77	0	0	-0.24	0	-0.36	0.08	0	0	20671.2	0
willow	354	24	2000	2.79	0	0.14	0	0	2.81	0	-0.24	0.08	0	0	20671.4	0
willow	355	24	2000	3.05	0	0.08	0	0	3.12	0	-0.23	0.08	0	0	20671.5	0
willow	356	24	2000	0	0	0.01	0	0	0.15	0	-0.23	0.08	0	0	20671.5	0
willow	357	24	2000	0.51	0	0.36	0	0	0.28	0	-0.21	0.08	0	0	20671.8	0
willow	358	24	2000	0.51	0	-0.01	0	0	0.67	0	-0.22	0.08	0	0	20671.8	0
willow	359	24	2000	0.51	0	0.06	0	0	0.57	0	-0.2	0.08	0	0	20671.9	0
willow	360	24	2000	0.25	0	0.08	0	0	0.33	0	-0.24	0.08	0	0	20672	0
willow	361	24	2000	3.3	0	0.03	0	0	3.36	0	-0.17	0.08	0	0	20672	0
willow	362	24	2000	5.33	0	-0.11	0	0	5.49	0	-0.13	0.08	0	0	20671.9	0
willow	363	24	2000	0.76	0	-0.05	0	0	0.87	0	-0.14	0.08	0	0	20671.8	0
willow	364	24	2000	0	0	-0.02	0	0	0.11	0	-0.16	0.08	0	0	20671.8	0
willow	365	24	2000	3.56	0	-0.01	0	0	3.63	0	-0.14	0.08	0	0	20671.8	0
willow	366	24	2000	3.3	0	-0.07	0	0	3.41	0	-0.11	0.07	0	0	20671.7	0
willow	1	24	2001	1.02	0	-0.05	0	0	1.12	0	-0.12	0.07	0	0	20671.7	0
willow	2	24	2001	0.51	0	-0.02	0	0	0.59	0	-0.13	0.07	0	0	20671.7	0
willow	3	24	2001	0	0	0.1	0	0	-0.06	0	-0.12	0.07	0	0	20671.8	0

Attachment D-1
Honeywell
Wastebeds 9-15 SWSR Pre-Design Investigation
SHAW Output Data

RUN	DAY	HR	YR	PRECIP	precip INTRCP	ET	TRANSP	CANOPY chg in storage	SNOW chg in storage	RESIDUE chg in storage	SOIL chg in storage	PERC	RUNOFF	PONDED	Etcum	ERROR
willow	4	24	2001	2.29	0	0.13	0	0	2.2	0	-0.11	0.07	0	0	20671.9	0
willow	5	24	2001	3.56	0	0.06	0	0	3.54	0	-0.11	0.07	0	0	20671.9	0
willow	6	24	2001	0.25	0	0.03	0	0	0.26	0	-0.11	0.07	0	0	20672	0
willow	7	24	2001	0	0	0.03	0	0	0.01	0	-0.11	0.07	0	0	20672	0
willow	8	24	2001	0	0	-0.04	0	0	0.08	0	-0.11	0.07	0	0	20671.9	0
willow	9	24	2001	3.56	0	0.07	0	0	3.54	0	-0.12	0.07	0	0	20672	0
willow	10	24	2001	0.25	0	0.06	0	0	0.25	0	-0.13	0.07	0	0	20672.1	0
willow	11	24	2001	0	0	0.07	0	0	-0.02	0	-0.12	0.07	0	0	20672.1	0
willow	12	24	2001	0	0	-0.08	0	0	0.16	0	-0.15	0.07	0	0	20672.1	0
willow	13	24	2001	0	0	-0.03	0	0	0.12	0	-0.16	0.07	0	0	20672	0
willow	14	24	2001	0	0	-0.06	0	0	0.09	0	-0.1	0.07	0	0	20672	0
willow	15	24	2001	1.78	0	-0.05	0	0	0.6	0	0.15	0.07	1.01	0	20671.9	0
willow	16	24	2001	3.05	0	-0.05	0	0	-1.3	0	0.84	0.07	3.49	0	20671.9	0
willow	17	24	2001	0.25	0	0	0	0	0.29	0	-0.11	0.07	0	0	20671.9	0
willow	18	24	2001	0	0	0.06	0	0	-0.02	0	-0.12	0.07	0	0	20671.9	0
willow	19	24	2001	2.54	0	-0.01	0	0	2.59	0	-0.11	0.07	0	0	20671.9	0
willow	20	24	2001	0	0	-0.04	0	0	0.1	0	-0.14	0.07	0	0	20671.9	0
willow	21	24	2001	0.25	0	0.04	0	0	0.27	0	-0.13	0.07	0	0	20671.9	0
willow	22	24	2001	0	0	0.09	0	0	-0.04	0	-0.11	0.07	0	0	20672	0
willow	23	24	2001	0	0	-0.03	0	0	0.09	0	-0.13	0.07	0	0	20672	0
willow	24	24	2001	0	0	0.19	0	0	-0.17	0	-0.09	0.07	0	0	20672.2	0
willow	25	24	2001	0	0	0.19	0	0	-0.16	0	-0.1	0.07	0	0	20672.4	0
willow	26	24	2001	0	0	0.08	0	0	-0.03	0	-0.12	0.07	0	0	20672.5	0
willow	27	24	2001	3.3	0	0.07	0	0	3.26	0	-0.09	0.07	0	0	20672.5	0
willow	28	24	2001	1.02	0	0.29	0	0	0.75	0	-0.09	0.07	0	0	20672.8	0
willow	29	24	2001	0	0	0.01	0	0	0.03	0	-0.11	0.07	0	0	20672.8	0
willow	30	24	2001	12.7	0	0.03	0	0	0.31	0	0.04	0.07	12.25	0	20672.9	0
willow	31	24	2001	3.56	0	-0.16	0	0	-3.11	0	0.73	0.07	6.03	0	20672.7	0
willow	32	24	2001	1.02	0	0.02	0	0	0.39	0	0.53	0.07	0.01	0	20672.7	0
willow	33	24	2001	1.52	0	0.17	0	0	1.37	0	-0.08	0.07	0	0	20672.9	0
willow	34	24	2001	1.78	0	0	0	0	1.82	0	-0.11	0.07	0	0	20672.9	0
willow	35	24	2001	0.25	0	0.09	0	0	0.19	0	-0.1	0.07	0	0	20673	0
willow	36	24	2001	0	0	0.07	0	0	-0.06	0	-0.07	0.06	0	0	20673	0
willow	37	24	2001	1.02	0	0.12	0	0	0.67	0	-0.02	0.06	0.17	0	20673.2	0
willow	38	24	2001	0	0	0.28	0	0	-0.27	0	-0.07	0.06	0	0	20673.4	0
willow	39	24	2001	9.14	0	0.11	0	0	9.04	0	-0.07	0.06	0	0	20673.6	0
willow	40	24	2001	6.86	0	-0.23	0	0	-7.75	0	0.37	0.06	14.41	0	20673.3	0
willow	41	24	2001	1.02	0	1.47	0	0	-17.48	0	0.55	0.06	16.41	0	20674.8	0
willow	42	24	2001	0	0	0.71	0	0	-0.62	0	-0.15	0.06	0	0	20675.5	0
willow	43	24	2001	0	0	0.38	0	0	-0.44	0	-0.1	0.06	0.1	0	20675.9	0
willow	44	24	2001	0	0	0.13	0	0	-1.47	0	-0.07	0.06	1.34	0	20676	0
willow	45	24	2001	6.6	0	0.04	0	0	-0.21	0	0.03	0.06	6.68	0	20676.1	0
willow	46	24	2001	0.51	0	0.25	0	0	0.25	0	-0.09	0.06	0.04	0	20676.3	0
willow	47	24	2001	0	0	0.19	0	0	-0.19	0	-0.08	0.06	0.02	0	20676.5	0
willow	48	24	2001	1.52	0	1.11	0	0	0.45	0	-0.09	0.06	0	0	20677.6	0
willow	49	24	2001	1.02	0	0.55	0	0	0.48	0	-0.08	0.06	0	0	20678.2	0
willow	50	24	2001	0	0	0.44	0	0	-0.44	0	-0.07	0.06	0	0	20678.6	0
willow	51	24	2001	0.51	0	-0.01	0	0	0.47	0	-0.05	0.06	0.04	0	20678.6	0
willow	52	24	2001	0	0	1.35	0	0	-1.32	0	-0.1	0.06	0	0	20679.9	0
willow	53	24	2001	1.78	0	0.22	0	0	1.58	0	-0.09	0.06	0	0	20680.2	0
willow	54	24	2001	1.27	0	0.3	0	0	0.98	0	-0.07	0.06	0	0	20680.5	0
willow	55	24	2001	0	0	0.1	0	0	-0.08	0	-0.08	0.06	0	0	20680.6	0
willow	56	24	2001	8.64	0	0.17	0	0	-4.47	0	0.09	0.06	12.78	0	20680.7	0
willow	57	24	2001	0.25	0	1.41	0	0	-1.41	0	0.02	0.06	0.18	0	20682.1	0
willow	58	24	2001	0.25	0	0.88	0	0	-0.59	0	-0.1	0.06	0	0	20683	0
willow	59	24	2001	0	0	1.18	0	0	-1.12	0	-0.13	0.06	0	0	20684.2	0
willow	60	24	2001	8.38	0	0.04	0	0	8.35	0	-0.07	0.06	0	0	20684.2	0
willow	61	24	2001	3.3	0	0.01	0	0	3.3	0	-0.06	0.06	0	0	20684.2	0
willow	62	24	2001	0.76	0	0.02	0	0	0.75	0	-0.06	0.06	0	0	20684.3	0
willow	63	24	2001	0.51	0	0.15	0	0	0.36	0	-0.07	0.06	0	0	20684.4	0
willow	64	24	2001	12.45	0	-0.01	0	0	12.45	0	-0.06	0.06	0	0	20684.4	0
willow	65	24	2001	8.13	0	0.07	0	0	8.06	0	-0.06	0.06	0	0	20684.5	0
willow	66	24	2001	0	0	0.17	0	0	-0.17	0	-0.06	0.06	0	0	20684.7	0
willow	67	24	2001	0.51	0	0.08	0	0	0.42	0	-0.05	0.06	0	0	20684.7	0
willow	68	24	2001	10.16	0	0.03	0	0	10.13	0	-0.06	0.06	0	0	20684.8	0
willow	69	24	2001	0	0	0.19	0	0	-0.18	0	-0.06	0.06	0	0	20685	0
willow	70	24	2001	1.78	0	0.36	0	0	1.42	0	-0.06	0.06	0	0	20685.3	0
willow	71	24	2001	0.76	0	0.29	0	0	0.48	0	-0.06	0.06	0	0	20685.6	0
willow	72	24	2001	19.81	0	0.09	0	0	2.67	0	0.09	0.06	16.91	0	20685.7	0
willow	73	24	2001	0	0	0.56	0	0	-1.66	0	0.94	0.06	0.1	0	20686.3	0
willow	74	24	2001	0	0	-0.03	0	0	-3.47	0	2.75	0.06	0.69	0	20686.2	0
willow	75	24	2001	0	0	0.12	0	0	-1.52	0	1.34	0.06	0	0	20686.3	0
willow	76	24	2001	5.59	0	0.12	0	0	5.47	0	-0.06	0.06	0	0	20686.5	0
willow	77	24	2001	0	0	0.36	0	0	-0.44	0	0.02	0.06	0	0	20686.8	0
willow	78	24	2001	0	0	0.08	0	0	-0.21	0	0.07	0.06	0	0	20686.9	0
willow	79	24	2001	0	0	0.09	0	0	-0.61	0	0.47	0.06	0	0	20687	0
willow	80	24	2001	21.34	0	0.18	0	0	-2.27	0	4.46	0.06	18.91	0	20687.2	0
willow	81	24	2001	7.62	0	-0.13	0	0	-5.56	0	12.91	0.06	0.34	0	20687	0
willow	82	24	2001	0	0	0.26	0	0	-6.8	0	6.49	0.06	0	0	20687.3	0
willow	83	24	2001	0	0	0.83	0	0	-4.47	0	3.59	0.06	0	0	20688.1	0
willow	84	24	2001	0	0	1.93	0	0	-1.88	0	-0.11	0.06	0	0	20690.1	0
willow	85	24	2001	3.05	0	0.84	0	0	2.23	0	-0.08	0.06	0	0	20690.9	0
willow	86	24	2001	0	0	0.62	0	0	-0.61	0	-0.06	0.06	0	0	20691.5	0
willow	87	24	2001	0.25	0	0.42	0	0	-0.45	0	0.22	0.05	0	0	20692	0
willow	88	24	2001	0	0	0.43	0	0	-9.99	0	9.5	0.05	0	0	20692.4	0
willow	89	24	2001	32.26	0	-0.09	0	0	-4.84	0	14.94	0.05	22.18	0	20692.3	0
willow	90	24	2001	0	0	0.05	0	0	-1.77	0	1.66	0.05	0	0	20692.3	0
willow	91	24	2001	0	0	0.02	0	0	-10.85	0	10.78	0.05	0	0	20692.4	0
willow	92	24	2001	0.25	0	0.03	0	0	-15.34	0	15.5	0.05	0	0	20692.4	0
willow	93	24	2001	0	0	0.78	0.11	0	-10.84	0	7.31	0.05	2.69	0	20693.2	0.01
willow	94	24	2001	0	0	3.26	0.23	0	0	0	-3.31	0.05	0	0	20696.4	0
willow	95	24	2001	0	0	3.21	0.37	0	0	0	-3.27	0.05	0	0	20699.7	0
willow	96	24	2001	4.06	0	0.83	0.21	0.01	0	0	3.17	0.05	0	0	20700.5	0.01
willow	97	24	2001	4.57	0	1.03	0.11	0	0	0	3.52	0.05	0	0	20701.5	-0.03
willow	98	24	2001	11.43	0	4.5	0.78	0	0	0	6.88	0.05	0	0	20706	-0.01
willow	99	24	2001	5.84	0	3.74	0.6	0	0	0	2.07	0.05	0	0	20709.7	-0.02
willow	100	24	2001	0	0	3.63	0.68	0	0	0	-3.7	0.05	0	0	20713.4	0.02
willow	101	24	2001	0	0	2.23	0.71	0	0	0	-2.28	0.05	0	0	20715.6	-0.01
willow	102	24	2001	10.92	0	4.56	1.4	0.01	0	0	6.32	0.05	0	0	20720.2	-0.01
willow	103	24	2001	0	0	4.71	0.95	-0.01	0	0	-4.73	0.05	0	0	20724.9	-0.02
willow	104	24	2001	0	0	4.16	1.16	-0.01	0	0	-4.2	0.05	0	0	20729	0
willow	105	24	2001	0	0	3.65	1.22	0.01	0	0	-3.71	0.05	0	0	20732.7	0
willow	106	24	2001	0	0	4.16	1.55	-0.01	0	0	-4.21	0.05	0	0	20736.8	0

Attachment D-1
Honeywell
Wastebeds 9-15 SWSR Pre-Design Investigation
SHAW Output Data

RUN	DAY	HR	YR	PRECIP	precip INTRCP	ET	TRANSP	CANOPY chg in storage	SNOW chg in storage	RESIDUE chg in storage	SOIL chg in storage	PERC	RUNOFF	PONDED	Etcum	ERROR
willow	107	24	2001	0	0	3.25	1.25	0	0	0	-3.31	0.05	0	0	20740.1	0
willow	108	24	2001	0	0	2.82	0	-0.01	0	0	-2.87	0.05	0	0	20742.9	0
willow	109	24	2001	0	0	3.69	1.17	0	0	0	-3.77	0.05	0	0	20746.6	0.02
willow	110	24	2001	0	0	4.4	2.33	0.01	0	0	-4.47	0.05	0	0	20751	0.01
willow	111	24	2001	1.52	0	3.5	1.78	0.02	0	0	-2.08	0.05	0	0	20754.5	0.03
willow	112	24	2001	0	0	4.96	2.48	0	0	0	-5.01	0.05	0	0	20759.5	0
willow	113	24	2001	0	0	6.17	3.88	0	0	0	-6.22	0.05	0	0	20765.6	0
willow	114	24	2001	0.25	0	4.58	3.01	-0.01	0	0	-4.36	0.05	0	0	20770.2	-0.01
willow	115	24	2001	0	0	4.86	2.07	-0.02	0	0	-4.9	0.05	0	0	20775.1	0
willow	116	24	2001	0	0	4.99	2.6	0	0	0	-5.05	0.05	0	0	20780.1	0.01
willow	117	24	2001	0	0	4.11	2.54	0.01	0	0	-4.17	0.05	0	0	20784.2	0
willow	118	24	2001	0	0	4.53	1.95	-0.01	0	0	-4.56	0.05	0	0	20788.7	-0.01
willow	119	24	2001	0	0	4.52	2.61	0	0	0	-4.58	0.05	0	0	20793.2	0
willow	120	24	2001	0	0	5.55	3.57	0	0	0	-5.6	0.05	0	0	20798.8	0
willow	121	24	2001	0	0	6.01	4.24	0.01	0	0	-6.08	0.05	0	0	20804.8	0.01
willow	122	24	2001	0	0	5.67	4.05	0.01	0	0	-5.73	0.05	0	0	20810.5	-0.01
willow	123	24	2001	0	0	5.46	4.01	0.01	0	0	-5.5	0.05	0	0	20815.9	-0.01
willow	124	24	2001	0	0	6.22	4.63	0	0	0	-6.27	0.05	0	0	20822.1	-0.01
willow	125	24	2001	0	0	3.72	3.32	-0.02	0	0	-3.75	0.05	0	0	20825.9	0
willow	126	24	2001	0	0	3.62	3.42	0	0	0	-3.67	0.05	0	0	20829.5	0
willow	127	24	2001	0	0	4.42	4.18	0	0	0	-4.47	0.05	0	0	20833.9	0
willow	128	24	2001	0.76	0	3.85	3.41	0.02	0	0	-3.15	0.05	0	0	20837.8	0
willow	129	24	2001	1.78	0	4.31	2.72	0.01	0	0	-2.6	0.05	0	0	20842.1	0
willow	130	24	2001	0	0	3.46	3.35	0	0	0	-3.5	0.05	0	0	20845.5	-0.01
willow	131	24	2001	0	0	3	3.15	0.01	0	0	-3.06	0.05	0	0	20848.5	0
willow	132	24	2001	7.62	0.32	2.01	0.11	0	0	0	5.23	0.05	0	0	20850.5	0
willow	133	24	2001	0	0	4.5	2.12	-0.02	0	0	-4.21	0.05	0	0	20855	0
willow	134	24	2001	0	0	3.83	2.08	0	0	0	-3.88	0.06	0	0	20858.9	0
willow	135	24	2001	0	0	3.69	2.26	0	0	0	-3.74	0.06	0	0	20862.6	0
willow	136	24	2001	0	0	2.54	2.29	0.01	0	0	-2.61	0.06	0	0	20865.1	0
willow	137	24	2001	0.51	0	1.38	1.33	0.01	0	0	-0.94	0.06	0	0	20866.5	0
willow	138	24	2001	2.54	0	2.11	0.53	0.01	0	0	0.37	0.06	0	0	20868.6	0
willow	139	24	2001	0	0	2.84	1.92	-0.01	0	0	-2.89	0.06	0	0	20871.4	-0.01
willow	140	24	2001	0	0	1.88	1.73	0	0	0	-1.93	0.06	0	0	20873.3	-0.01
willow	141	24	2001	5.59	0	3.22	0.57	0	0	0	2.32	0.06	0	0	20876.5	-0.01
willow	142	24	2001	11.94	0	3.25	0.33	0.02	0	0	8.6	0.06	0	0	20879.8	0
willow	143	24	2001	10.41	0	3.62	0.33	-0.01	0	0	6.74	0.06	0	0	20883.4	-0.01
willow	144	24	2001	0.25	0	4.1	3.04	0	0	0	-3.91	0.06	0	0	20887.5	0
willow	145	24	2001	0	0	4.82	3.5	0	0	0	-4.87	0.06	0	0	20892.3	-0.01
willow	146	24	2001	1.52	0	2.21	0.7	0	0	0	-0.74	0.06	0	0	20894.5	-0.01
willow	147	24	2001	11.43	0	5.98	2.23	-0.01	0	0	5.39	0.06	0	0	20900.5	0
willow	148	24	2001	2.29	0	4.03	1.43	0	0	0	-1.8	0.06	0	0	20904.5	-0.01
willow	149	24	2001	0.25	0	2.28	1.54	-0.01	0	0	-2.08	0.07	0	0	20906.8	0
willow	150	24	2001	0	0	4.58	2.93	-0.01	0	0	-4.63	0.07	0	0	20911.4	0
willow	151	24	2001	0	0	4.3	2.62	0	0	0	-4.37	0.07	0	0	20915.7	0
willow	152	24	2001	6.35	0	4.83	1.28	0.01	0	0	1.44	0.07	0	0	20920.5	0
willow	153	24	2001	1.52	0	2.62	1.14	0.02	0	0	-1.19	0.07	0	0	20923.2	0.01
willow	154	24	2001	14.48	0	3.77	0.19	0	0	0	10.65	0.07	0	0	20926.9	-0.01
willow	155	24	2001	2.03	0	5.05	2.51	-0.01	0	0	-3.07	0.07	0	0	20932	0
willow	156	24	2001	0	0	4.25	3.38	0	0	0	-4.31	0.07	0	0	20936.2	-0.01
willow	157	24	2001	0	0	4.65	3.4	0	0	0	-4.71	0.07	0	0	20940.9	-0.01
willow	158	24	2001	0	0	4.28	3.1	0	0	0	-4.35	0.07	0	0	20945.2	0
willow	159	24	2001	0	0	4.22	2.63	-0.01	0	0	-4.28	0.07	0	0	20949.4	-0.01
willow	160	24	2001	0	0	3.63	2.15	0	0	0	-3.7	0.07	0	0	20953	0
willow	161	24	2001	0	0	3.16	1.76	0.01	0	0	-3.23	0.07	0	0	20956.2	0
willow	162	24	2001	11.94	1.29	2.19	0.06	0.02	0	0	8.37	0.07	0	0	20958.4	0
willow	163	24	2001	0	0	3.87	1.93	0	0	0	-2.65	0.08	0	0	20962.2	-0.01
willow	164	24	2001	0	0	3.39	2.25	0	0	0	-3.46	0.08	0	0	20965.6	-0.01
willow	165	24	2001	0	0	2.81	1.76	0.02	0	0	-2.89	0.08	0	0	20968.4	-0.01
willow	166	24	2001	0	0	2.71	1.49	0	0	0	-2.77	0.08	0	0	20971.1	-0.01
willow	167	24	2001	7.62	0	4.01	0.28	0.01	0	0	3.53	0.08	0	0	20975.1	0
willow	168	24	2001	0	0	2.28	1.02	-0.02	0	0	-2.33	0.08	0	0	20977.4	-0.01
willow	169	24	2001	0	0	2.4	1.05	-0.02	0	0	-2.45	0.08	0	0	20979.8	-0.01
willow	170	24	2001	0	0	2.38	1.32	0.02	0	0	-2.47	0.08	0	0	20982.2	-0.01
willow	171	24	2001	0	0	1.53	0.67	-0.01	0	0	-1.59	0.08	0	0	20983.7	-0.01
willow	172	24	2001	14.22	0.95	2.93	0.04	0	0	0	10.27	0.08	0	0	20986.6	0
willow	173	24	2001	8.38	0	5.65	1.44	0.01	0	0	3.59	0.08	0	0	20992.3	-0.01
willow	174	24	2001	24.38	1.81	2.25	0.11	-0.01	0	0	20.27	0.08	0	0	20994.5	-0.01
willow	175	24	2001	0	0	4.76	2.5	0	0	0	-3.02	0.08	0	0	20999.3	-0.01
willow	176	24	2001	0	0	6.24	5.37	0	0	0	-6.29	0.08	0	0	21005.5	-0.03
willow	177	24	2001	0	0	5.94	5.27	0	0	0	-6.02	0.08	0	0	21011.5	0
willow	178	24	2001	0	0	6.05	5.1	0	0	0	-6.12	0.08	0	0	21017.5	-0.02
willow	179	24	2001	0	0	3.76	3.25	0	0	0	-3.84	0.08	0	0	21021.3	-0.01
willow	180	24	2001	0	0	3.95	3.09	0	0	0	-4.01	0.08	0	0	21025.3	-0.03
willow	181	24	2001	0	0	2.74	2.18	0.01	0	0	-2.83	0.08	0	0	21028	-0.01
willow	182	24	2001	9.65	0	6.05	1.71	-0.02	0	0	3.57	0.08	0	0	21034	-0.02
willow	183	24	2001	0	0	3.79	2.07	-0.03	0	0	-3.85	0.08	0	0	21037.8	0
willow	184	24	2001	0	0	1.59	1.22	0.02	0	0	-1.69	0.08	0	0	21039.4	0
willow	185	24	2001	0	0	1.51	1.2	0.02	0	0	-1.59	0.09	0	0	21040.9	-0.02
willow	186	24	2001	2.29	0	3.82	0.93	-0.02	0	0	-1.59	0.09	0	0	21044.8	-0.01
willow	187	24	2001	0	0	2.04	0.87	-0.01	0	0	-2.12	0.09	0	0	21046.8	0
willow	188	24	2001	0.51	0	2.05	1.05	0	0	0	-1.63	0.09	0	0	21048.8	-0.01
willow	189	24	2001	0.51	0	1.2	0.61	0.03	0	0	-0.8	0.09	0	0	21050	-0.01
willow	190	24	2001	0	0	2.23	1.13	-0.01	0	0	-2.28	0.09	0	0	21052.3	-0.02
willow	191	24	2001	0.51	0	2.41	0.87	-0.01	0	0	-1.97	0.09	0	0	21054.7	-0.01
willow	192	24	2001	2.03	0	2.78	0.51	0	0	0	-0.83	0.09	0	0	21057.5	-0.01
willow	193	24	2001	0	0	0.89	0.57	-0.01	0	0	-0.97	0.09	0	0	21058.4	-0.01
willow	194	24	2001	0	0	0.81	0.65	0	0	0	-0.9	0.09	0	0	21059.2	0
willow	195	24	2001	0	0	0.18	0.47	0.01	0	0	-0.27	0.09	0	0	21059.3	0
willow	196	24	2001	0	0	0.98	0.71	0	0	0	-1.06	0.09	0	0	21060.3	0
willow	197	24	2001	1.27	0	1.95	0.66	0	0	0	-0.77	0.09	0	0	21062.3	-0.01
willow	198	24	2001	15.75	0.26	3.8	0.09	0.01	0	0	11.59	0.09	0	0	21066.1	0
willow	199	24	2001	0	0	4.08	2.87	0	0	0	-3.87	0.09	0	0	21070.2	-0.03
willow	200	24	2001	0	0	2.1	1.18	0.01	0	0	-2.19	0.09	0	0	21072.3	-0.01
willow	201	24	2001	0	0	1.54	0.81	0	0	0	-1.61	0.09	0	0	21073.8	-0.02
willow	202	24	2001	0	0	1.77	0.86	0	0	0	-1.84	0.09	0	0	21075.6	-0.02
willow	203	24	2001	0	0	1.76	0.94	-0.01	0	0	-1.83	0.09	0	0	21077.3	-0.01
willow	204	24	2001	0	0	1.41	0.76	0.02	0	0	-1.5	0.09	0	0	21078.7	-0.02
willow	205	24	2001	11.43	0	5.59	1.4	0.01	0	0	5.74	0.09	0	0	21084.3	0
willow	206	24	2001	2.03	0	3.74	1.08	-0.02	0	0	-1.77	0.09	0	0	21088.1	-0.01
willow	207	24	2001	6.86	0	6.06	0.89	-0.02	0	0	0.74	0.09	0	0	21094.1	-0.01
willow	208	24	2001	0	0	2.12	0.97	-0.01	0	0	-2.19	0.09	0	0	21096.3	-0.01
willow	209	24	2001	0	0	1.56	0.67	0.01	0	0	-1.65	0.09	0	0	21097.8	-0.01

Attachment D-1
Honeywell
Wastebeds 9-15 SWSR Pre-Design Investigation
SHAW Output Data

RUN	DAY	HR	YR	PRECIP	precip INTRCP	ET	TRANSP	CANOPY chg in storage	SNOW chg in storage	RESIDUE chg in storage	SOIL chg in storage	PERC	RUNOFF	PONDED	Etcum	ERROR
willow	210	24	2001	0	0	1.55	0.71	0	0	0	-1.64	0.09	0	0	21099.4	0
willow	211	24	2001	0	0	1.52	0.6	0	0	0	-1.6	0.09	0	0	21100.9	-0.01
willow	212	24	2001	0	0	1.56	0.63	0	0	0	-1.64	0.09	0	0	21102.5	-0.01
willow	213	24	2001	0	0	1.57	0.65	0	0	0	-1.65	0.09	0	0	21104	-0.01
willow	214	24	2001	0	0	0.81	0.58	0.02	0	0	-0.92	0.09	0	0	21104.8	0
willow	215	24	2001	0	0	0.1	0.38	0.01	0	0	-0.19	0.09	0	0	21104.9	0
willow	216	24	2001	0	0	0.99	0.58	-0.02	0	0	-1.05	0.09	0	0	21105.9	-0.01
willow	217	24	2001	0	0	1.01	0.67	-0.01	0	0	-1.08	0.09	0	0	21106.9	-0.02
willow	218	24	2001	0	0	0.59	0.62	0	0	0	-0.67	0.09	0	0	21107.5	0
willow	219	24	2001	3.56	0	3.06	0.35	0.03	0	0	0.39	0.09	0	0	21110.6	-0.01
willow	220	24	2001	0	0	0.98	0.59	-0.01	0	0	-1.05	0.09	0	0	21111.6	-0.01
willow	221	24	2001	33.02	0	7.04	3.06	0.01	0	0	25.9	0.09	0	0	21118.6	-0.01
willow	222	24	2001	0	0	5.58	4.63	-0.02	0	0	-5.63	0.09	0	0	21124.2	-0.02
willow	223	24	2001	0	0	4.75	4.06	0	0	0	-4.81	0.09	0	0	21128.9	-0.02
willow	224	24	2001	0	0	2.86	2.51	0.01	0	0	-2.95	0.09	0	0	21131.8	-0.01
willow	225	24	2001	0	0	2.89	2.29	-0.01	0	0	-2.95	0.09	0	0	21134.7	-0.02
willow	226	24	2001	0	0	2.27	1.3	-0.02	0	0	-2.33	0.09	0	0	21137	-0.01
willow	227	24	2001	0	0	2.04	1.09	0	0	0	-2.11	0.09	0	0	21139	-0.01
willow	228	24	2001	6.86	0	4.58	0.64	0.02	0	0	2.17	0.09	0	0	21143.6	-0.01
willow	229	24	2001	2.03	0	2.94	0.84	0	0	0	-1	0.09	0	0	21146.5	0
willow	230	24	2001	0	0	1.73	0.83	0	0	0	-1.8	0.09	0	0	21148.3	-0.01
willow	231	24	2001	22.35	0	5.43	1.35	0.01	0	0	16.85	0.09	0	0	21153.7	-0.01
willow	232	24	2001	16.51	0	6.43	2.2	0	0	0	10	0.09	0	0	21160.1	-0.01
willow	233	24	2001	0.25	0	4.58	3.82	-0.01	0	0	-4.39	0.09	0	0	21164.7	-0.01
willow	234	24	2001	0	0	5.96	5.14	-0.01	0	0	-6.02	0.09	0	0	21170.6	-0.02
willow	235	24	2001	0	0	2.89	2.62	0.01	0	0	-2.97	0.09	0	0	21173.5	-0.02
willow	236	24	2001	0	0	4.68	3.78	-0.01	0	0	-4.73	0.09	0	0	21178.2	-0.02
willow	237	24	2001	0	0	3.82	3.13	-0.01	0	0	-3.88	0.09	0	0	21182	-0.02
willow	238	24	2001	3.56	0	5.07	1.75	0.02	0	0	-1.63	0.09	0	0	21187.1	0.01
willow	239	24	2001	0	0	1.96	1.34	0	0	0	-2.02	0.09	0	0	21189.1	-0.02
willow	240	24	2001	8.89	0	4	0.06	-0.01	0	0	4.83	0.09	0	0	21193.1	-0.02
willow	241	24	2001	0	0	3.26	2.48	-0.01	0	0	-3.33	0.08	0	0	21196.3	0
willow	242	24	2001	0	0	2.52	1.89	0	0	0	-2.6	0.08	0	0	21198.8	-0.01
willow	243	24	2001	25.91	0	5.2	1.47	0.02	0	0	20.6	0.08	0	0	21204.1	0
willow	244	24	2001	0	0	4.22	3.09	-0.04	0	0	-4.26	0.08	0	0	21208.3	-0.01
willow	245	24	2001	0	0	4.13	3.41	0	0	0	-4.19	0.08	0	0	21212.4	-0.02
willow	246	24	2001	0	0	4.63	4.08	0.01	0	0	-4.71	0.08	0	0	21217	-0.01
willow	247	24	2001	0	0	3.61	3.1	0	0	0	-3.7	0.08	0	0	21220.6	0
willow	248	24	2001	0	0	3.6	2.36	-0.03	0	0	-3.65	0.08	0	0	21224.2	-0.01
willow	249	24	2001	0	0	2.5	1.87	0.02	0	0	-2.6	0.08	0	0	21226.7	-0.01
willow	250	24	2001	0	0	2.22	1.64	0.01	0	0	-2.3	0.08	0	0	21229	-0.01
willow	251	24	2001	0	0	1.92	1.42	0.02	0	0	-2.02	0.08	0	0	21230.9	0
willow	252	24	2001	0	0	1.88	1.18	-0.01	0	0	-1.95	0.08	0	0	21232.8	-0.01
willow	253	24	2001	5.33	0	3.81	0.16	0	0	0	1.43	0.08	0	0	21236.6	0.02
willow	254	24	2001	0	0	1.79	0.64	-0.02	0	0	-1.84	0.08	0	0	21238.4	-0.01
willow	255	24	2001	0	0	1.58	0.72	0	0	0	-1.66	0.08	0	0	21239.9	0
willow	256	24	2001	2.03	0	2.42	0.27	0	0	0	-0.46	0.08	0	0	21242.3	0
willow	257	24	2001	0	0	1.52	0.42	-0.02	0	0	-1.58	0.08	0	0	21243.9	0
willow	258	24	2001	0	0	1.32	0.48	0	0	0	-1.4	0.08	0	0	21245.2	0
willow	259	24	2001	0	0	1.11	0.45	0.01	0	0	-1.19	0.08	0	0	21246.3	0
willow	260	24	2001	0	0	1.07	0.52	0	0	0	-1.15	0.08	0	0	21247.4	-0.01
willow	261	24	2001	0	0	0.45	0.37	0.01	0	0	-0.54	0.08	0	0	21247.8	-0.01
willow	262	24	2001	0	0	0.55	0.44	0	0	0	-0.63	0.08	0	0	21248.4	0
willow	263	24	2001	3.3	0	2.33	0.11	0.02	0	0	0.87	0.08	0	0	21250.7	0
willow	264	24	2001	0.51	0	1.6	0.46	-0.01	0	0	-1.15	0.08	0	0	21252.3	-0.01
willow	265	24	2001	5.33	0	3.29	0.15	0.01	0	0	1.95	0.08	0	0	21255.6	0.01
willow	266	24	2001	0	0	1.25	0.43	-0.01	0	0	-1.32	0.08	0	0	21256.8	-0.01
willow	267	24	2001	65.79	0	3.2	0.23	0	0	0	62.51	0.08	0	0	21260	-0.01
willow	268	24	2001	19.81	1.1	2.3	0.08	-0.02	0	0	16.37	0.08	0	0	21262.3	-0.01
willow	269	24	2001	0	0	3.36	1.45	-0.01	0	0	-2.33	0.08	0	0	21265.7	0
willow	270	24	2001	0.76	0	2.28	1.25	0	0	0	-1.6	0.08	0	0	21268	0
willow	271	24	2001	0	0	1.75	1.37	0.01	0	0	-1.82	0.08	0	0	21269.7	-0.01
willow	272	24	2001	0	0	3.19	2.56	-0.01	0	0	-3.25	0.08	0	0	21272.9	-0.01
willow	273	24	2001	0	0	2.88	2.31	0	0	0	-2.94	0.08	0	0	21275.8	-0.01
willow	274	24	2001	0	0	2.85	2.28	0.01	0	0	-2.93	0.08	0	0	21278.7	-0.01
willow	275	24	2001	0	0	2.98	2.5	0.01	0	0	-3.06	0.08	0	0	21281.6	-0.01
willow	276	24	2001	0	0	3.79	3.31	0	0	0	-3.86	0.08	0	0	21285.4	-0.01
willow	277	24	2001	0	0	4.05	3.39	0	0	0	-4.1	0.08	0	0	21289.5	-0.02
willow	278	24	2001	0	0	2.74	1.92	0	0	0	-2.81	0.08	0	0	21292.2	-0.01
willow	279	24	2001	7.87	0	4.89	2.01	-0.02	0	0	2.94	0.08	0	0	21297.1	0
willow	280	24	2001	4.06	0	3.34	0.28	-0.01	0	0	0.66	0.08	0	0	21300.4	0
willow	281	24	2001	0.51	0	2.08	0.96	0	0	0	-1.64	0.08	0	0	21302.5	0
willow	282	24	2001	0	0	2.59	1.87	0	0	0	-2.67	0.08	0	0	21305.1	0
willow	283	24	2001	0	0	3.13	2.61	0.01	0	0	-3.22	0.08	0	0	21308.3	0
willow	284	24	2001	0	0	2.95	2.4	0.02	0	0	-3.04	0.08	0	0	21311.2	0
willow	285	24	2001	1.27	0	1.7	0.82	0.01	0	0	-0.51	0.08	0	0	21312.9	0
willow	286	24	2001	0	0	2.75	2.1	0.01	0	0	-2.86	0.07	0	0	21315.7	0.03
willow	287	24	2001	4.83	0	2.86	0.82	-0.01	0	0	1.9	0.07	0	0	21318.5	0
willow	288	24	2001	0.51	0	2.44	1.11	-0.02	0	0	-1.98	0.07	0	0	21321	0
willow	289	24	2001	4.83	0	3.63	1.29	-0.01	0	0	1.14	0.07	0	0	21324.6	-0.01
willow	290	24	2001	3.81	0	2.45	0.27	-0.01	0	0	1.32	0.07	0	0	21327	-0.03
willow	291	24	2001	0	0	1.87	0.83	-0.01	0	0	-1.94	0.07	0	0	21328.9	0
willow	292	24	2001	0	0	2.14	1.27	0	0	0	-2.23	0.07	0	0	21331	0.02
willow	293	24	2001	0.51	0	2.19	1.01	0.01	0	0	-1.77	0.07	0	0	21333.2	0.01
willow	294	24	2001	14.48	0	2.14	0.82	0.01	0	0	12.24	0.07	0	0	21335.4	0.01
willow	295	24	2001	0	0	1.48	0.57	0	0	0	-1.56	0.07	0	0	21336.9	0.01
willow	296	24	2001	0	0	2.11	0.75	0	0	0	-2.16	0.07	0	0	21339	-0.02
willow	297	24	2001	2.29	0	1.12	0.14	0.01	0	0	1.11	0.07	0	0	21340.1	-0.02
willow	298	24	2001	1.52	0	3.34	0.74	-0.01	0	0	-1.86	0.07	0	0	21343.4	-0.02
willow	299	24	2001	0.25	0	2.81	0.34	-0.01	0	0	-2.59	0.07	0	0	21346.2	-0.02
willow	300	24	2001	5.59	0	1.98	0.12	0	0	0	3.55	0.07	0	0	21348.2	-0.02
willow	301	24	2001	0	0	1.03	0.12	0	0	0	-1.11	0.07	0	0	21349.2	0.01
willow	302	24	2001	0	0	1.17	0.2	0	0	0	-1.25	0.07	0	0	21350.4	0
willow	303	24	2001	0	0	1.78	0.11	0	0	0	-1.84	0.07	0	0	21352.2	0
willow	304	24	2001	2.29	0	0.45	0.04	0	0	0	1.75	0.07	0	0	21352.6	0.02
willow	305	24	2001	0	0	2.39	0	0	0	0	-2.46	0.07	0	0	21355	0
willow	306	24	2001	16.76	0	3.61	0	0	0	0	13.08	0.07	0	0	21358.6	0
willow	307	24	2001	0	0	2.43	0	0	0	0	-2.49	0.07	0	0	21361.1	0
willow	308	24	2001	1.27	0	1.8	0	0	0	0	-0.6	0.07	0	0	21362.9	0
willow	309	24	2001	2.79	0	1.62	0	0	0	0	1.1	0.07	0	0	21364.5	0
willow	310	24	2001	0	0	1.53	0	0	0	0	-1.6	0.07	0	0	21366	0
willow	311	24	2001	0	0	0.84	0	0	0	0	-0.91	0.07	0	0	21366.9	0
willow	312	24	2001	1.27	0	1.82	0	0	0	0	-0.62	0.07	0	0	21368.7	0

Attachment D-1
Honeywell
Wastebeds 9-15 SWSR Pre-Design Investigation
SHAW Output Data

RUN	DAY	HR	YR	PRECIP	precip INTRCP	ET	TRANSP	CANOPY chg in storage	SNOW chg in storage	RESIDUE chg in storage	SOIL chg in storage	PERC	RUNOFF	PONDED	Etcum	ERROR
willow	313	24	2001	0.76	0	2.02	0	0	0	0	-1.33	0.07	0	0	21370.7	0
willow	314	24	2001	1.02	0	1.82	0	0	0	0	-0.87	0.07	0	0	21372.5	0
willow	315	24	2001	0.51	0	1.8	0	0	0	0	-1.36	0.07	0	0	21374.3	0
willow	316	24	2001	0.25	0	1.56	0	0	0	0	-1.37	0.07	0	0	21375.9	0
willow	317	24	2001	0	0	1.2	0	0	0	0	-1.26	0.07	0	0	21377.1	0
willow	318	24	2001	0.25	0	0.63	0	0	0	0	-0.44	0.07	0	0	21377.7	0
willow	319	24	2001	0.51	0	0.73	0	0	0	0	-0.29	0.07	0	0	21378.4	0
willow	320	24	2001	0	0	1.62	0	0	0	0	-1.68	0.07	0	0	21380	0
willow	321	24	2001	0	0	1.16	0	0	0	0	-1.23	0.07	0	0	21381.2	0
willow	322	24	2001	0	0	1.04	0	0	0	0	-1.11	0.07	0	0	21382.2	0
willow	323	24	2001	3.56	0	2.07	0	0	0	0	1.42	0.07	0	0	21384.3	0
willow	324	24	2001	10.16	0	1.26	0	0	0	0	8.83	0.07	0	0	21385.6	0
willow	325	24	2001	0	0	1.72	0	0	0	0	-1.78	0.07	0	0	21387.3	0
willow	326	24	2001	0	0	1.25	0	0	0	0	-1.31	0.07	0	0	21388.5	0
willow	327	24	2001	0	0	1.81	0	0	0	0	-1.87	0.06	0	0	21390.3	0
willow	328	24	2001	0	0	1.5	0	0	0	0	-1.56	0.06	0	0	21391.8	0
willow	329	24	2001	10.16	0	1.3	0	0	0	0	8.8	0.06	0	0	21393.1	0
willow	330	24	2001	0.25	0	0.76	0	0	0	0	-0.57	0.06	0	0	21393.9	0
willow	331	24	2001	2.03	0	0.53	0	0	0	0	1.44	0.06	0	0	21394.4	0
willow	332	24	2001	5.84	0	0.47	0	0	0	0	5.31	0.06	0	0	21394.9	0
willow	333	24	2001	8.89	0	0.79	0	0	0	0	8.04	0.06	0	0	21395.7	0
willow	334	24	2001	7.87	0	0.21	0	0	0	0	7.6	0.06	0	0	21395.9	0
willow	335	24	2001	0	0	1.08	0	0	0	0	-1.14	0.06	0	0	21397	0
willow	336	24	2001	0	0	1.07	0	0	0	0	-1.13	0.06	0	0	21398.1	0
willow	337	24	2001	0	0	1.4	0	0	0	0	-1.46	0.06	0	0	21399.5	0
willow	338	24	2001	0.51	0	0.63	0	0	0	0	-0.18	0.06	0	0	21400.1	0
willow	339	24	2001	0	0	0.74	0	0	0	0	-0.8	0.06	0	0	21400.8	0
willow	340	24	2001	0.76	0	2.52	0	0	0	0	-1.82	0.06	0	0	21403.3	0
willow	341	24	2001	0	0	1.35	0	0	0	0	-1.41	0.06	0	0	21404.7	0
willow	342	24	2001	2.29	0	0.42	0	0	2.31	0	-0.5	0.06	0	0	21405.1	0
willow	343	24	2001	2.54	0	-0.06	0	0	0.26	0	2.28	0.06	0	0	21405	0
willow	344	24	2001	0	0	-0.03	0	0	-0.02	0	-0.01	0.06	0	0	21405	0
willow	345	24	2001	0	0	-0.01	0	0	-0.76	0	0.71	0.06	0	0	21405	0
willow	346	24	2001	0.51	0	0.03	0	0	-1.79	0	2.21	0.06	0	0	21405	0
willow	347	24	2001	1.02	0	0.13	0	0	0	0	0.82	0.06	0	0	21405.2	0
willow	348	24	2001	16.26	0	0.62	0	0	0	0	15.58	0.06	0	0	21405.8	-0.01
willow	349	24	2001	0.25	0	0.97	0	0	0	0	-0.78	0.06	0	0	21406.8	0
willow	350	24	2001	0	0	0.48	0	0	0	0	-0.54	0.06	0	0	21407.2	0
willow	351	24	2001	9.91	0	0.06	0	0	0	0	9.79	0.06	0	0	21407.3	0
willow	352	24	2001	8.89	0	0.37	0	0	0	0	8.46	0.06	0	0	21407.7	0
willow	353	24	2001	2.79	0	0.81	0	0	0	0	1.92	0.06	0	0	21408.5	0
willow	354	24	2001	5.33	0	1.71	0	0	0	0	3.56	0.06	0	0	21410.2	0
willow	355	24	2001	1.02	0	0.59	0	0	1.14	0	-0.77	0.06	0	0	21410.8	0
willow	356	24	2001	0	0	0.15	0	0	0.7	0	-0.91	0.06	0	0	21410.9	0
willow	357	24	2001	3.3	0	0.22	0	0	2.11	0	0.91	0.06	0	0	21411.1	0
willow	358	24	2001	0	0	0.05	0	0	0.03	0	-0.14	0.06	0	0	21411.2	0
willow	359	24	2001	0	0	0.15	0	0	0.23	0	-0.44	0.06	0	0	21411.3	0
willow	360	24	2001	0	0	0.1	0	0	0.25	0	-0.41	0.06	0	0	21411.4	0
willow	361	24	2001	0	0	0.27	0	0	-0.07	0	-0.26	0.06	0	0	21411.7	0
willow	362	24	2001	0.25	0	0.36	0	0	0.02	0	-0.18	0.06	0	0	21412.1	0
willow	363	24	2001	0	0	0.52	0	0	-0.33	0	-0.25	0.06	0	0	21412.6	0
willow	364	24	2001	0	0	0.85	0	0	-0.62	0	-0.28	0.06	0	0	21413.5	0
willow	365	24	2001	0	0	0.9	0	0	-0.7	0	-0.25	0.06	0	0	21414.3	0
willow	1	24	2002	0.76	0	0.24	0	0	0.73	0	-0.27	0.06	0	0	21414.6	0
willow	2	24	2002	0.25	0	0.32	0	0	0.07	0	-0.2	0.06	0	0	21414.9	0
willow	3	24	2002	0.51	0	0.3	0	0	0.37	0	-0.22	0.06	0	0	21415.2	0
willow	4	24	2002	0.25	0	0.12	0	0	0.31	0	-0.22	0.06	0	0	21415.3	0
willow	5	24	2002	0.51	0	0.38	0	0	-1.03	0	1.1	0.06	0	0	21415.7	0
willow	6	24	2002	5.33	0	-0.05	0	0	5.48	0	-0.15	0.06	0	0	21415.7	0
willow	7	24	2002	0.76	0	0.08	0	0	0.86	0	-0.23	0.06	0	0	21415.8	0
willow	8	24	2002	0	0	0.04	0	0	0.14	0	-0.23	0.06	0	0	21415.8	0
willow	9	24	2002	1.02	0	0.04	0	0	-0.21	0	1.13	0.05	0	0	21415.8	0
willow	10	24	2002	0	0	-0.52	0	0	-9.47	0	9.94	0.05	0	0	21415.3	0
willow	11	24	2002	2.79	0	-0.32	0	0	0	0	3.06	0.05	0	0	21415	0
willow	12	24	2002	0	0	1.84	0	0	0	0	-1.9	0.05	0	0	21416.8	0
willow	13	24	2002	0.76	0	2.47	0	0	0	0	-1.76	0.05	0	0	21419.3	0
willow	14	24	2002	0	0	1.41	0	0	0	0	-1.47	0.05	0	0	21420.7	0
willow	15	24	2002	5.59	0	-0.14	0	0	0	0	5.67	0.05	0	0	21420.6	0
willow	16	24	2002	1.78	0	0.6	0	0	2.01	0	-0.88	0.05	0	0	21421.2	0
willow	17	24	2002	2.03	0	0.35	0	0	1.4	0	0.23	0.05	0	0	21421.5	0
willow	18	24	2002	0	0	0.49	0	0	-0.1	0	-0.44	0.05	0	0	21422	0
willow	19	24	2002	2.03	0	-0.05	0	0	2.31	0	-0.28	0.05	0	0	21422	0
willow	20	24	2002	0	0	-0.07	0	0	0.23	0	-0.21	0.05	0	0	21421.9	0
willow	21	24	2002	1.52	0	0.21	0	0	1.13	0	0.13	0.05	0	0	21422.1	0
willow	22	24	2002	0.25	0	0.1	0	0	-1.87	0	1.98	0.05	0	0	21422.2	0
willow	23	24	2002	0	0	-0.12	0	0	-5.11	0	5.18	0.05	0	0	21422.1	0
willow	24	24	2002	2.03	0	-0.16	0	0	0	0	2.14	0.05	0	0	21421.9	0
willow	25	24	2002	0.76	0	1.82	0	0	0	0	-1.1	0.05	0	0	21423.7	0
willow	26	24	2002	0	0	1.78	0	0	0	0	-1.83	0.05	0	0	21425.5	0
willow	27	24	2002	0	0	0.77	0	0	0	0	-0.82	0.05	0	0	21426.3	0
willow	28	24	2002	0	0	0.88	0	0	0	0	-0.92	0.05	0	0	21427.2	0
willow	29	24	2002	2.29	0	0.27	0	0	0	0	1.96	0.05	0	0	21427.4	0
willow	30	24	2002	6.1	0	0.33	0	0	6.11	0	-0.4	0.05	0	0	21427.8	0
willow	31	24	2002	16.76	0	0.03	0	0	16.83	0	-0.15	0.05	0	0	21427.8	0
willow	32	24	2002	11.43	0	-0.31	0	0	-16.11	0	27.79	0.05	0	0	21427.5	0
willow	33	24	2002	0	0	0.29	0	0	0.15	0	-0.5	0.05	0	0	21427.8	0
willow	34	24	2002	0	0	0.2	0	0	-0.58	0	0.33	0.05	0	0	21428	0
willow	35	24	2002	0.51	0	0.07	0	0	0.8	0	-0.41	0.05	0	0	21428	0
willow	36	24	2002	0.76	0	0.19	0	0	1.01	0	-0.48	0.05	0	0	21428.2	0
willow	37	24	2002	0.51	0	0.01	0	0	0.64	0	-0.19	0.05	0	0	21428.2	0
willow	38	24	2002	0	0	0.08	0	0	-0.14	0	-0.22	0.05	0.24	0	21428.3	0
willow	39	24	2002	0	0	-0.02	0	0	-2.03	0	-0.12	0.05	2.13	0	21428.3	0
willow	40	24	2002	0	0	0.17	0	0	0.03	0	-0.25	0.05	0	0	21428.5	0
willow	41	24	2002	9.65	0	-0.09	0	0	-6.7	0	0	0.05	16.06	0.33	21428.4	0
willow	42	24	2002	2.79	0	0.81	0	0	2.91	0	-0.64	0.05	0	0	21429.2	0
willow	43	24	2002	0.25	0	0.4	0	0	0.02	0	-0.21	0.05	0	0	21429.6	0
willow	44	24	2002	0.25	0	0.56	0	0	-0.01	0	-0.35	0.05	0	0	21430.1	0
willow	45	24	2002	0	0	0.53	0	0	-0.32	0	-0.26	0.05	0	0	21430.7	0
willow	46	24	2002	0	0	0.43	0	0	-1.82	0	-0.14	0.05	1.47	0	21431.1	0
willow	47	24	2002	1.27	0	-0.06	0	0	-0.78	0	0.38	0.05	1.69	0	21431	0
willow	48	24	2002	0.76	0	1.5	0	0	0	0	-0.79	0.05	0	0	21432.5	0
willow	49	24	2002	0	0	1.41	0	0	0	0	-1.46	0.05	0	0	21433.9	0
willow	50	24	2002	0	0	0.41	0	0	0	0	-0.46	0.05	0	0	21434.4	0

Attachment D-1
Honeywell
Wastebeds 9-15 SWSR Pre-Design Investigation
SHAW Output Data

RUN	DAY	HR	YR	PRECIP	precip INTRCP	ET	TRANSP	CANOPY chg in storage	SNOW chg in storage	RESIDUE chg in storage	SOIL chg in storage	PERC	RUNOFF	PONDED	Etcum	ERROR
willow	51	24	2002	0.51	0	0.66	0	0	0	0	-0.2	0.05	0	0	21435	0
willow	52	24	2002	4.06	0	0.67	0	0	0	0	3.34	0.05	0	0	21435.7	0
willow	53	24	2002	0.76	0	1.23	0	0	0	0	-0.51	0.05	0	0	21436.9	0
willow	54	24	2002	0.51	0	0.87	0	0	0.92	0	-1.33	0.05	0	0	21437.8	0
willow	55	24	2002	0	0	0.18	0	0	0.18	0	-0.41	0.05	0	0	21438	0
willow	56	24	2002	0	0	0.66	0	0	-1.11	0	0.4	0.05	0	0	21438.6	0
willow	57	24	2002	2.03	0	2.83	0	0	0	0	-0.85	0.05	0	0	21441.5	-0.01
willow	58	24	2002	0.51	0	2.74	0	0	0	0	-2.28	0.05	0	0	21444.2	0
willow	59	24	2002	0	0	2.22	0	0	0	0	-2.27	0.05	0	0	21446.4	0
willow	60	24	2002	0	0	1.41	0	0	0	0	-1.46	0.05	0	0	21447.8	0
willow	61	24	2002	0	0	1.81	0	0	0	0	-1.86	0.05	0	0	21449.6	0
willow	62	24	2002	1.78	0	2.85	0	0	0	0	-1.13	0.05	0	0	21452.5	0
willow	63	24	2002	0.76	0	2.29	0	0	0	0	-2.06	0.05	0	0.48	21454.8	0
willow	64	24	2002	0	0	2.26	0	0	0	0	-2.31	0.05	0	0.48	21457	0
willow	65	24	2002	2.29	0	0.44	0	0	0	0	2.28	0.05	0	0	21457.5	0
willow	66	24	2002	2.03	0	0.54	0	0	0	0	1.44	0.05	0	0	21458	0
willow	67	24	2002	0	0	3.3	0	0	0	0	-3.35	0.05	0	0	21461.3	0
willow	68	24	2002	5.08	0	3.77	0	0	0	0	1.26	0.05	0	0	21465.1	0
willow	69	24	2002	0.25	0	6.39	0	0	0	0	-6.19	0.05	0	0	21471.5	0
willow	70	24	2002	1.27	0	1.01	0	0	0.98	0	-0.76	0.05	0	0	21472.5	0
willow	71	24	2002	0	0	0.42	0	0	-0.98	0	0.51	0.05	0	0	21472.9	0
willow	72	24	2002	0	0	1.15	0	0	0	0	-1.2	0.05	0	0	21474.1	0
willow	73	24	2002	0	0	2.86	0	0	0	0	-2.9	0.05	0	0	21476.9	0
willow	74	24	2002	0.51	0	1.07	0	0	0	0	-0.61	0.05	0	0	21478	0
willow	75	24	2002	4.57	0	2.38	0	0	0	0	2.14	0.05	0	0	21480.4	0
willow	76	24	2002	0	0	2.38	0	0	0	0	-2.43	0.05	0	0	21482.8	0
willow	77	24	2002	5.84	0	0.87	0	0	0	0	4.93	0.05	0	0	21483.6	0
willow	78	24	2002	0	0	1.97	0	0	0	0	-2.02	0.05	0	0	21485.6	0
willow	79	24	2002	14.48	0	1.53	0	0	0	0	12.9	0.05	0	0	21487.1	0
willow	80	24	2002	2.29	0	1.67	0	0	0	0	0.56	0.05	0	0	21488.8	0
willow	81	24	2002	2.79	0	1.58	0	0	2.36	0	-1.19	0.05	0	0	21490.4	0
willow	82	24	2002	0.25	0	0.53	0	0	-0.12	0	-0.21	0.05	0	0	21490.9	0
willow	83	24	2002	0	0	0.15	0	0	0.11	0	-0.31	0.05	0	0	21491.1	0
willow	84	24	2002	0.76	0	0.22	0	0	0.9	0	-0.4	0.05	0	0	21491.3	0
willow	85	24	2002	24.13	0	0.14	0	0	23.98	0	-0.04	0.05	0	0	21491.4	0
willow	86	24	2002	0.25	0	0.33	0	0	-3.15	0	3.03	0.05	0	0	21491.8	0
willow	87	24	2002	0	0	0.02	0	0	-7.3	0	7.23	0.05	0	0	21491.8	0
willow	88	24	2002	0	0	-0.1	0	0	-16.77	0	16.82	0.05	0	0	21491.7	0
willow	89	24	2002	0.25	0	4.51	0	0	0	0	-4.3	0.05	0	0	21496.2	0
willow	90	24	2002	0.25	0	3.53	0	0	0	0	-3.32	0.05	0	0	21499.7	0
willow	91	24	2002	5.08	0	2.1	0	0	0	0	2.93	0.05	0	0	21501.8	0
willow	92	24	2002	5.59	0	2.11	0	0	0	0	3.42	0.05	0	0	21503.9	0
willow	93	24	2002	6.86	0	1.64	0	0	0	0	5.17	0.05	0	0	21505.6	0
willow	94	24	2002	0	0	3.92	0	0	0	0	-3.97	0.05	0	0	21509.5	0
willow	95	24	2002	0	0	1.88	0	0	0	0	-1.93	0.05	0	0	21511.4	0
willow	96	24	2002	1.52	0	1.43	0	0	1.41	0	-1.37	0.05	0	0	21512.8	0
willow	97	24	2002	0	0	0.74	0	0	-1.41	0	0.62	0.05	0	0	21513.5	0
willow	98	24	2002	1.52	0	2.34	0	0	0	0	-0.87	0.05	0	0	21515.9	0
willow	99	24	2002	8.89	0	2.38	0	0	0	0	6.46	0.05	0	0	21518.2	0
willow	100	24	2002	0	0	4.38	0	0	0	0	-4.43	0.05	0	0	21522.6	0
willow	101	24	2002	0	0	5.33	0	0	0	0	-5.38	0.05	0	0	21528	0
willow	102	24	2002	0	0	6.55	0	0	0	0	-6.6	0.05	0	0	21534.5	0
willow	103	24	2002	21.59	0	0.83	0	0	0	0	20.71	0.05	0	0	21535.3	0
willow	104	24	2002	13.97	0	3.03	0	0	0	0	10.89	0.05	0	0	21538.4	0
willow	105	24	2002	0	0	4.21	0	0	0	0	-4.26	0.05	0	0	21542.6	0
willow	106	24	2002	0	0	5.06	0	0	0	0	-5.12	0.05	0	0	21547.6	0
willow	107	24	2002	0	0	5.7	0	0	0	0	-5.76	0.05	0	0	21553.3	0
willow	108	24	2002	0	0	5.32	0	0	0	0	-5.38	0.05	0	0	21558.7	0
willow	109	24	2002	0	0	5.87	0	0	0	0	-5.92	0.06	0	0	21564.5	0
willow	110	24	2002	0.25	0	4.68	0	0	0	0	-4.49	0.06	0	0	21569.2	0
willow	111	24	2002	0	0	4.17	0	0	0	0	-4.22	0.06	0	0	21573.4	0
willow	112	24	2002	1.78	0	1.56	0	0	0	0	0.16	0.06	0	0	21574.9	0
willow	113	24	2002	0	0	4.94	0	0	0	0	-4.99	0.06	0	0	21579.9	0
willow	114	24	2002	0	0	4.47	0	0	0	0	-4.53	0.06	0	0	21584.4	0
willow	115	24	2002	13.21	0	2.45	0	0	0	0	10.7	0.06	0	0	21586.8	0
willow	116	24	2002	4.57	0	4.49	0	0	0	0	0.02	0.06	0	0	21591.3	0
willow	117	24	2002	0	0	5.07	0	0	0	0	-5.12	0.06	0	0	21596.4	0
willow	118	24	2002	20.32	0	1.8	0	0	0	0	18.47	0.06	0	0	21598.2	-0.01
willow	119	24	2002	0.76	0	1.34	0	0	0	0	-0.64	0.06	0	0	21599.5	0
willow	120	24	2002	5.33	0	1.97	0	0	0	0	3.31	0.06	0	0	21601.5	0
willow	121	24	2002	0	0	5.26	0.08	0	0	0	-5.33	0.06	0	0	21606.7	0.01
willow	122	24	2002	11.43	0	2.06	0.1	0	0	0	9.32	0.06	0	0	21608.8	0
willow	123	24	2002	0.76	0	4.82	0.21	0	0	0	-4.1	0.06	0	0	21613.6	-0.02
willow	124	24	2002	0	0	4.57	0.67	0	0	0	-4.62	0.06	0	0	21618.2	-0.01
willow	125	24	2002	0	0	4.53	1.03	0	0	0	-4.58	0.06	0	0	21622.7	-0.01
willow	126	24	2002	2.03	0	5.24	1.28	0	0	0	-3.25	0.06	0	0	21627.9	-0.01
willow	127	24	2002	2.54	0	2.71	0.56	0	0	0	-0.22	0.06	0	0	21630.7	-0.02
willow	128	24	2002	0	0	3.46	1.14	0	0	0	-3.5	0.06	0	0	21634.1	-0.02
willow	129	24	2002	19.56	0	2.65	0.5	0	0	0	16.84	0.06	0	0	21636.8	0
willow	130	24	2002	0	0	5.8	2.11	0	0	0	-5.83	0.06	0	0	21642.6	-0.03
willow	131	24	2002	0	0	4.49	1.84	0	0	0	-4.55	0.06	0	0	21647.1	-0.01
willow	132	24	2002	22.61	0.78	0.96	0.04	0	0	0	20.78	0.06	0	0	21648	0.01
willow	133	24	2002	22.86	0.96	0.87	0	0	0	0	21.78	0.07	0	0	21648.9	-0.04
willow	134	24	2002	7.87	0.2	2.5	0	0	0	0	6.07	0.07	0	0	21651.4	0
willow	135	24	2002	0	0	5.18	2.73	0	0	0	-5.04	0.07	0	0	21656.6	0
willow	136	24	2002	4.06	0	3.35	0.9	0	0	0	0.66	0.07	0	0	21659.9	-0.02
willow	137	24	2002	7.87	0	3.62	0.61	0	0	0	4.2	0.07	0	0	21663.5	-0.01
willow	138	24	2002	7.62	0	3.17	0.11	0	0	0	4.4	0.07	0	0	21666.7	-0.01
willow	139	24	2002	0	0	3.4	1.99	0	0	0	-3.46	0.07	0	0	21670.1	-0.01
willow	140	24	2002	0	0	2.65	1.7	0	0	0	-2.71	0.07	0	0	21672.8	-0.01
willow	141	24	2002	0	0	3.89	2.71	0	0	0	-3.97	0.07	0	0	21676.6	0
willow	142	24	2002	0	0	5.16	3.72	0	0	0	-5.22	0.07	0	0	21681.8	-0.01
willow	143	24	2002	0	0	5.74	4.58	0	0	0	-5.81	0.07	0	0	21687.6	-0.01
willow	144	24	2002	4.06	0.27	3	0.16	0	0	0	0.72	0.07	0	0	21690.6	0
willow	145	24	2002	0	0	5	3.57	0	0	0	-4.79	0.07	0	0	21695.6	-0.01
willow	146	24	2002	5.59	0	4.93	1.14	0	0	0	0.6	0.07	0	0	21700.5	-0.01
willow	147	24	2002	0	0	5.31	4.57	0	0	0	-5.38	0.07	0	0	21705.8	0
willow	148	24	2002	0	0	4.88	4.38	0	0	0	-4.95	0.07	0	0	21710.7	-0.01
willow	149	24	2002	1.78	0	5.29	3.33	0	0	0	-3.58	0.07	0	0	21716	-0.01
willow	150	24	2002	16.26	0	4.27	0.48	0	0	0	11.92	0.08	0	0	21720.2	-0.01
willow	151	24	2002	9.65	0	5.07	0.99	0	0	0	4.54	0.08	0	0	21725.3	-0.04
willow	152	24	2002	0.25	0	7.82	6.47	0	0	0	-7.63	0.08	0	0	21733.1	-0.02
willow	153	24	2002	2.79	0	6.62	3.05	0	0	0	-3.89	0.08	0	0	21739.7	-0.01

Attachment D-1
Honeywell
Wastebeds 9-15 SWSR Pre-Design Investigation
SHAW Output Data

RUN	DAY	HR	YR	PRECIP	precip INTRCP	ET	TRANSP	CANOPY chg in storage	SNOW chg in storage	RESIDUE chg in storage	SOIL chg in storage	PERC	RUNOFF	PONDED	Etcum	ERROR
willow	154	24	2002	0	0	5.15	4.13	0	0	0	-5.21	0.08	0	0	21744.9	-0.02
willow	155	24	2002	0.76	0	3.19	2.31	0	0	0	-2.49	0.08	0	0	21748.1	-0.01
willow	156	24	2002	5.59	0	5.9	2.03	0.01	0	0	-0.42	0.08	0	0	21754	0.02
willow	157	24	2002	3.81	0.84	3.05	0.28	0	0	0	-0.15	0.08	0	0	21757	-0.01
willow	158	24	2002	0	0	5.57	4.15	0	0	0	-4.8	0.08	0	0	21762.6	-0.01
willow	159	24	2002	0	0	6.1	5.4	0	0	0	-6.17	0.08	0	0	21768.7	-0.02
willow	160	24	2002	0	0	4.06	3.8	0	0	0	-4.13	0.08	0	0	21772.8	-0.01
willow	161	24	2002	0	0	5.53	5.05	0	0	0	-5.6	0.08	0	0	21778.3	-0.01
willow	162	24	2002	0.25	0	6.56	5.87	0	0	0	-6.38	0.09	0	0	21784.9	-0.01
willow	163	24	2002	5.33	0.79	3.68	0.26	0	0	0	0.79	0.09	0	0	21788.5	-0.02
willow	164	24	2002	0	0	3.84	2.79	0	0	0	-3.12	0.09	0	0	21792.4	-0.01
willow	165	24	2002	72.64	2.24	2.31	0.2	0	0	0	68.01	0.09	0	0	21794.7	-0.01
willow	166	24	2002	19.05	1.36	3.31	0	0	0	0	16.52	0.09	0	0	21798	0.01
willow	167	24	2002	6.6	0.25	4.69	0	0	0	0	2.93	0.09	0	0	21802.7	0
willow	168	24	2002	0	0	4.43	3.65	0	0	0	-4.25	0.09	0	0	21807.1	-0.02
willow	169	24	2002	0	0	5.36	4.96	0	0	0	-5.43	0.09	0	0	21812.5	-0.02
willow	170	24	2002	0	0	5.9	5.52	0	0	0	-5.99	0.09	0	0	21818.4	-0.01
willow	171	24	2002	0	0	6.02	5.7	0	0	0	-6.12	0.1	0	0	21824.4	0
willow	172	24	2002	0	0	6.45	6.12	0	0	0	-6.54	0.1	0	0	21830.8	-0.01
willow	173	24	2002	0	0	3.14	3.08	0	0	0	-3.24	0.1	0	0	21834	0
willow	174	24	2002	0	0	6.21	5.89	0	0	0	-6.29	0.1	0	0	21840.2	-0.02
willow	175	24	2002	0	0	6.12	5.51	0	0	0	-6.18	0.1	0	0	21846.3	-0.03
willow	176	24	2002	0	0	5.38	5.2	0	0	0	-5.47	0.1	0	0	21851.7	-0.01
willow	177	24	2002	9.91	0	6.32	1.69	0	0	0	3.49	0.1	0	0	21858	-0.01
willow	178	24	2002	7.62	0	5.87	1.15	0	0	0	1.66	0.1	0	0	21863.9	-0.02
willow	179	24	2002	1.27	0	6.74	4.86	0	0	0	-5.55	0.1	0	0	21870.6	-0.02
willow	180	24	2002	0	0	5.7	5.36	0	0	0	-5.79	0.1	0	0	21876.3	-0.01
willow	181	24	2002	0	0	5.77	5.49	0	0	0	-5.87	0.11	0	0	21882.1	-0.01
willow	182	24	2002	0	0	6.29	6.02	0	0	0	-6.41	0.11	0	0	21888.4	0
willow	183	24	2002	0	0	6.77	6.48	0	0	0	-6.87	0.11	0	0	21895.2	-0.02
willow	184	24	2002	0	0	7.29	6.77	0	0	0	-7.37	0.11	0	0	21902.4	-0.03
willow	185	24	2002	0	0	6.51	5.97	0	0	0	-6.6	0.11	0	0	21909	-0.02
willow	186	24	2002	0	0	4.46	3.75	-0.01	0	0	-4.55	0.11	0	0	21913.4	-0.01
willow	187	24	2002	0	0	4.68	4.21	0	0	0	-4.79	0.11	0	0	21918.1	0
willow	188	24	2002	0	0	5.21	4.67	0	0	0	-5.31	0.11	0	0	21923.3	-0.01
willow	189	24	2002	0	0	4.18	3.93	0	0	0	-4.29	0.11	0	0	21927.5	0
willow	190	24	2002	17.27	3.18	1.81	0.23	0	0	0	12.15	0.12	0	0	21929.3	0
willow	191	24	2002	0.76	0	7.54	2.78	-0.01	0	0	-3.69	0.12	0	0	21936.8	-0.01
willow	192	24	2002	0	0	5.57	4.89	0	0	0	-5.66	0.12	0	0	21942.4	-0.02
willow	193	24	2002	0	0	4.76	4.47	0	0	0	-4.88	0.12	0	0	21947.2	0
willow	194	24	2002	0	0	4.46	4.19	0	0	0	-4.58	0.12	0	0	21951.6	0
willow	195	24	2002	0	0	3.88	3.6	0	0	0	-4.01	0.12	0	0	21955.5	0
willow	196	24	2002	0	0	3.31	2.82	0	0	0	-3.42	0.12	0	0	21958.8	-0.01
willow	197	24	2002	0	0	3.24	2.48	0	0	0	-3.33	0.12	0	0	21962.1	-0.03
willow	198	24	2002	0	0	2.72	2.3	0.01	0	0	-2.84	0.13	0	0	21964.8	-0.01
willow	199	24	2002	0	0	1.88	1.54	0	0	0	-2.01	0.13	0	0	21966.7	0
willow	200	24	2002	0.25	0	1.48	1.02	0	0	0	-1.34	0.13	0	0	21968.1	-0.01
willow	201	24	2002	0	0	2.21	1.66	-0.01	0	0	-2.31	0.13	0	0	21970.4	-0.02
willow	202	24	2002	0	0	1.79	1.42	0	0	0	-1.91	0.13	0	0	21972.1	-0.01
willow	203	24	2002	0.51	0	2.13	1.41	0.01	0	0	-1.76	0.13	0	0	21974.3	0
willow	204	24	2002	6.1	0.42	4.76	0.08	-0.01	0	0	0.81	0.13	0	0	21979	-0.02
willow	205	24	2002	0	0	1.97	1.07	-0.01	0	0	-1.67	0.13	0	0	21981	-0.01
willow	206	24	2002	0	0	1.2	0.98	0	0	0	-1.33	0.13	0	0	21982.2	-0.01
willow	207	24	2002	6.6	0.54	4.71	0.12	0	0	0	1.23	0.14	0	0	21986.9	-0.01
willow	208	24	2002	0	0	2.1	1.32	0.01	0	0	-1.7	0.14	0	0	21989	-0.01
willow	209	24	2002	12.95	0	5.65	0.57	0.01	0	0	7.2	0.14	0	0	21994.7	-0.04
willow	210	24	2002	0	0	3.64	3.34	0	0	0	-3.77	0.14	0	0	21998.3	-0.01
willow	211	24	2002	0	0	2.33	1.75	-0.01	0	0	-2.45	0.14	0	0	22000.6	-0.01
willow	212	24	2002	0	0	2.01	1.56	0	0	0	-2.14	0.14	0	0	22002.6	-0.01
willow	213	24	2002	0	0	1.75	1.41	0	0	0	-1.87	0.14	0	0	22004.4	-0.02
willow	214	24	2002	0	0	1.82	1.33	0	0	0	-1.95	0.14	0	0	22006.2	-0.01
willow	215	24	2002	0	0	1.67	1.13	-0.01	0	0	-1.78	0.14	0	0	22007.9	-0.02
willow	216	24	2002	7.11	0	5.67	0.4	0	0	0	1.34	0.14	0	0	22013.5	-0.04
willow	217	24	2002	0	0	1.56	0.95	0	0	0	-1.7	0.14	0	0	22015.1	0
willow	218	24	2002	0	0	1.38	0.62	-0.01	0	0	-1.51	0.14	0	0	22016.5	-0.01
willow	219	24	2002	0	0	1.34	0.77	0	0	0	-1.49	0.14	0	0	22017.8	0
willow	220	24	2002	0	0	1.36	0.86	0	0	0	-1.49	0.14	0	0	22019.2	-0.01
willow	221	24	2002	0	0	1.28	0.87	0	0	0	-1.42	0.14	0	0	22020.5	0
willow	222	24	2002	0	0	1.36	0.99	0	0	0	-1.5	0.14	0	0	22021.8	-0.01
willow	223	24	2002	0	0	1.24	0.94	0	0	0	-1.39	0.15	0	0	22023.1	0
willow	224	24	2002	0	0	1.28	0.96	0	0	0	-1.43	0.15	0	0	22024.4	0
willow	225	24	2002	0	0	1.07	0.83	0	0	0	-1.21	0.15	0	0	22025.4	-0.01
willow	226	24	2002	0	0	1.05	0.88	0	0	0	-1.17	0.15	0	0	22026.5	-0.03
willow	227	24	2002	0	0	0.52	0.56	0	0	0	-0.66	0.15	0	0	22027	-0.01
willow	228	24	2002	0	0	0.64	0.74	0	0	0	-0.79	0.15	0	0	22027.6	-0.01
willow	229	24	2002	1.78	0	2.21	0.55	0	0	0	-0.56	0.15	0	0	22029.9	-0.01
willow	230	24	2002	0	0	0.63	0.68	0	0	0	-0.75	0.15	0	0	22030.5	-0.02
willow	231	24	2002	1.52	0	2.06	0.53	-0.01	0	0	-0.67	0.15	0	0	22032.5	-0.01
willow	232	24	2002	0	0	0.85	0.65	0	0	0	-0.99	0.15	0	0	22033.4	-0.01
willow	233	24	2002	0	0	0.95	0.79	0	0	0	-1.09	0.15	0	0	22034.3	0
willow	234	24	2002	16.51	0.92	3.78	0.06	0.01	0	0	11.64	0.15	0	0	22038.1	0
willow	235	24	2002	0	0	3.49	2.34	0	0	0	-2.69	0.15	0	0	22041.6	-0.01
willow	236	24	2002	41.91	3.07	2.15	0.08	0	0	0	36.57	0.15	0	0	22043.8	-0.02
willow	237	24	2002	0	0	5.12	1.87	0	0	0	-2.17	0.15	0	0	22048.9	-0.03
willow	238	24	2002	0	0	4.51	4.45	0	0	0	-4.66	0.15	0	0	22053.4	0
willow	239	24	2002	0	0	4.41	4.27	0	0	0	-4.55	0.15	0	0	22057.8	0
willow	240	24	2002	0	0	3.35	3.24	0	0	0	-3.5	0.15	0	0	22061.2	0
willow	241	24	2002	0	0	2.85	2.51	0	0	0	-2.98	0.15	0	0	22064	-0.02
willow	242	24	2002	0	0	4.1	3.98	0.01	0	0	-4.24	0.15	0	0	22068.1	-0.01
willow	243	24	2002	0	0	4.18	3.99	0	0	0	-4.32	0.15	0	0	22072.3	-0.02
willow	244	24	2002	0	0	4.06	3.64	0	0	0	-4.18	0.15	0	0	22076.4	-0.02
willow	245	24	2002	0	0	3.53	3.24	0	0	0	-3.66	0.15	0	0	22079.9	-0.01
willow	246	24	2002	10.16	0	5.85	0.92	0.01	0	0	4.17	0.15	0	0	22085.7	-0.02
willow	247	24	2002	0	0	4.02	3.53	-0.01	0	0	-4.13	0.15	0	0	22089.7	-0.02
willow	248	24	2002	0	0	2.79	2.3	-0.01	0	0	-2.91	0.14	0	0	22092.5	-0.02
willow	249	24	2002	0	0	2.83	2.59	0	0	0	-2.96	0.14	0	0	22095.4	-0.02
willow	250	24	2002	0	0	2.52	2.27	0.01	0	0	-2.65	0.14	0	0	22097.9	-0.02
willow	251	24	2002	0	0	2.15	1.91	0	0	0	-2.28	0.14	0	0	22100	-0.02
willow	252	24	2002	0	0	1.79	1.61	0	0	0	-1.93	0.14	0	0	22101.8	-0.01
willow	253	24	2002	0	0	1.67	1.36	0	0	0	-1.79	0.14	0	0	22103.5	-0.03
willow	254	24	2002	1.78	0	2.87	0.49	-0.01	0	0	-1.24	0.14	0	0	22106.4	0.02
willow	255	24	2002	0	0	1.26	0.74	0	0	0	-1.39	0.14	0	0	22107.6	0
willow	256	24	2002	0	0	1.26	0.91	0.01	0	0	-1.42	0.14	0	0	22108.9	0.01

Attachment D-1
Honeywell
Wastebeds 9-15 SWSR Pre-Design Investigation
SHAW Output Data

RUN	DAY	HR	YR	PRECIP	precip INTRCP	ET	TRANSP	CANOPY chg in storage	SNOW chg in storage	RESIDUE chg in storage	SOIL chg in storage	PERC	RUNOFF	PONDED	Etcum	ERROR
willow	257	24	2002	1.52	0	2.07	0.51	0.01	0	0	-0.7	0.14	0	0	22111	0
willow	258	24	2002	18.03	1.78	2.85	0.03	0.01	0	0	13.26	0.14	0	0	22113.8	-0.01
willow	259	24	2002	2.29	0.2	3.9	0	-0.01	0	0	-0.16	0.14	0	0	22117.7	-0.01
willow	260	24	2002	0	0	3.2	2.78	0	0	0	-3.12	0.14	0	0	22120.9	-0.02
willow	261	24	2002	0	0	2.82	2.6	0	0	0	-2.94	0.14	0	0	22123.7	-0.02
willow	262	24	2002	0	0	2.38	2.16	0.01	0	0	-2.51	0.14	0	0	22126.1	-0.02
willow	263	24	2002	0	0	1.84	1.71	0.01	0	0	-1.99	0.14	0	0	22128	0
willow	264	24	2002	0	0	1	0.79	0	0	0	-1.12	0.14	0	0	22129	-0.02
willow	265	24	2002	19.05	1.93	2.75	0.13	-0.01	0	0	14.27	0.14	0	0	22131.7	-0.03
willow	266	24	2002	0.25	0	4.14	1.45	-0.01	0	0	-2.07	0.14	0	0	22135.8	-0.02
willow	267	24	2002	0	0	3.22	3.01	0	0	0	-3.33	0.14	0	0	22139.1	-0.02
willow	268	24	2002	0	0	2.32	2.22	0	0	0	-2.46	0.14	0	0	22141.4	0
willow	269	24	2002	0	0	2.5	2.19	0	0	0	-2.61	0.14	0	0	22143.9	-0.02
willow	270	24	2002	36.83	2.76	1.75	0.1	0	0	0	32.19	0.14	0	0	22145.6	-0.01
willow	271	24	2002	0.25	0	3.79	0.48	0	0	0	-0.88	0.14	0	0	22149.4	-0.02
willow	272	24	2002	0	0	3.02	2.82	0	0	0	-3.12	0.13	0	0	22152.4	-0.03
willow	273	24	2002	0	0	3.78	3.61	0.01	0	0	-3.9	0.13	0	0	22156.2	-0.02
willow	274	24	2002	0	0	4	3.86	0.01	0	0	-4.12	0.13	0	0	22160.2	-0.02
willow	275	24	2002	18.03	0	4.18	0.44	0.01	0	0	13.71	0.13	0	0	22164.4	0.01
willow	276	24	2002	2.54	0	2.65	0.19	-0.01	0	0	-0.2	0.13	0	0	22167	-0.02
willow	277	24	2002	0.25	0	3.07	2.57	0	0	0	-2.93	0.13	0	0	22170.1	-0.02
willow	278	24	2002	2.29	0	4.2	1.97	0	0	0	-2.03	0.13	0	0	22174.3	-0.01
willow	279	24	2002	0	0	3.4	2.84	-0.01	0	0	-3.51	0.13	0	0	22177.7	-0.01
willow	280	24	2002	2.79	0	4.66	1.9	0	0	0	-1.99	0.13	0	0	22182.4	0
willow	281	24	2002	0.25	0	2.61	1.88	-0.01	0	0	-2.48	0.13	0	0	22185	0
willow	282	24	2002	0	0	2.42	2.02	0	0	0	-2.53	0.13	0	0	22187.4	-0.02
willow	283	24	2002	0	0	2.19	1.99	0.01	0	0	-2.32	0.13	0	0	22189.6	-0.01
willow	284	24	2002	3.3	0.37	2.36	0.17	0	0	0	0.44	0.13	0	0	22191.9	0
willow	285	24	2002	3.81	0	3.15	0.08	0	0	0	0.91	0.13	0	0	22195.1	0
willow	286	24	2002	1.78	0	2.28	0.67	-0.01	0	0	-0.6	0.13	0	0	22197.4	-0.02
willow	287	24	2002	0	0	2.45	1.45	-0.01	0	0	-2.55	0.13	0	0	22199.8	-0.01
willow	288	24	2002	0	0	2.19	1.6	0	0	0	-2.32	0.13	0	0	22202	0
willow	289	24	2002	28.45	1.29	0.86	0.05	0.01	0	0	26.16	0.13	0	0	22202.9	0.01
willow	290	24	2002	1.52	0	2.69	0	0	0	0	0	0.13	0	0	22205.6	0
willow	291	24	2002	0.51	0	2.25	1.23	0	0	0	-1.86	0.12	0	0	22207.8	0
willow	292	24	2002	8.13	0	2.26	0.52	0.01	0	0	5.71	0.12	0	0	22210.1	0.03
willow	293	24	2002	0.25	0	1.68	0.83	0	0	0	-1.54	0.12	0	0	22211.8	0
willow	294	24	2002	0	0	1.73	0.78	0	0	0	-1.84	0.12	0	0	22213.5	0
willow	295	24	2002	5.33	0.43	1.12	0	0	0	0	3.65	0.12	0	0	22214.6	0.01
willow	296	24	2002	2.29	0	2.18	0.11	0	0	0	0.41	0.12	0	0	22216.8	0
willow	297	24	2002	0	0	1.18	0.45	0	0	0	-1.3	0.12	0	0	22218	0.01
willow	298	24	2002	7.62	0	1.91	0.27	0	0	0	5.59	0.12	0	0	22219.9	0
willow	299	24	2002	11.18	0	1.34	0.16	0	0	0	9.72	0.12	0	0	22221.2	-0.01
willow	300	24	2002	0.25	0	1.54	0.4	0	0	0	-1.39	0.12	0	0	22222.8	-0.02
willow	301	24	2002	0.51	0	1.19	0.18	0	0	0	-0.78	0.12	0	0	22223.9	-0.02
willow	302	24	2002	0	0	1.06	0.14	0	0	0	-1.19	0.12	0	0	22225	0.01
willow	303	24	2002	0	0	1.22	0.08	0	0	0	-1.35	0.12	0	0	22226.2	0.01
willow	304	24	2002	0	0	1.09	0.06	0	0	0	-1.21	0.12	0	0	22227.3	0
willow	305	24	2002	0.51	0	2.25	0	0	0	0	-1.86	0.12	0	0	22229.6	0
willow	306	24	2002	4.32	0	1.17	0	0	0	0	3.04	0.12	0	0	22230.7	0
willow	307	24	2002	0.51	0	0.64	0	0	0	0	-0.25	0.12	0	0	22231.4	0
willow	308	24	2002	2.54	0	0.93	0	0	0	0	1.49	0.12	0	0	22232.3	0
willow	309	24	2002	4.57	0	1.37	0	0	0	0	3.09	0.11	0	0	22233.7	0
willow	310	24	2002	6.6	0	0.39	0	0	0	0	6.1	0.11	0	0	22234.1	0
willow	311	24	2002	3.05	0	2.19	0	0	0	0	0.75	0.11	0	0	22236.3	0
willow	312	24	2002	0	0	2.96	0	0	0	0	-3.07	0.11	0	0	22239.2	0
willow	313	24	2002	0	0	2.63	0	0	0	0	-2.74	0.11	0	0	22241.8	0
willow	314	24	2002	0.25	0	3.5	0	0	0	0	-3.36	0.11	0	0	22245.3	0
willow	315	24	2002	0.76	0	1.58	0	0	0	0	-0.93	0.11	0	0	22246.9	0
willow	316	24	2002	2.79	0	0.46	0	0	0	0	2.22	0.11	0	0	22247.4	0
willow	317	24	2002	0	0	0.92	0	0	0	0	-1.03	0.11	0	0	22248.3	0
willow	318	24	2002	0	0	1.44	0	0	0	0	-1.55	0.11	0	0	22249.7	0
willow	319	24	2002	0	0	1.04	0	0	0	0	-1.15	0.11	0	0	22250.8	0
willow	320	24	2002	10.16	0	0.45	0	0	8.96	0	0.65	0.11	0	0	22251.2	0
willow	321	24	2002	16.76	0	-0.12	0	0	-2.36	0	19.14	0.11	0	0	22251.1	0
willow	322	24	2002	4.57	0	0.1	0	0	-6.59	0	10.96	0.11	0	0	22251.2	0
willow	323	24	2002	3.56	0	1.11	0	0	0	0	2.34	0.11	0	0	22252.3	0
willow	324	24	2002	0	0	1.39	0	0	0	0	-1.49	0.11	0	0	22253.7	0
willow	325	24	2002	4.32	0	0.74	0	0	0	0	3.47	0.11	0	0	22254.4	0
willow	326	24	2002	10.41	0	0.46	0	0	0	0	9.84	0.11	0	0	22254.9	0
willow	327	24	2002	2.29	0	1.81	0	0	0	0	0.37	0.1	0	0	22256.7	0
willow	328	24	2002	0.25	0	1.33	0	0	0	0	-1.18	0.1	0	0	22258.1	0
willow	329	24	2002	0.76	0	0.51	0	0	0	0	0.15	0.1	0	0	22258.6	0
willow	330	24	2002	4.83	0	0.91	0	0	0	0	3.81	0.1	0	0	22259.5	0
willow	331	24	2002	1.78	0	0.8	0	0	1.97	0	-1.1	0.1	0	0	22260.3	0
willow	332	24	2002	2.03	0	0.12	0	0	2.28	0	-0.48	0.1	0	0	22260.4	0
willow	333	24	2002	0.76	0	0.71	0	0	-4.25	0	4.2	0.1	0	0	22261.1	0
willow	334	24	2002	3.3	0	0.04	0	0	0	0	3.16	0.1	0	0	22261.2	0
willow	335	24	2002	2.03	0	1.01	0	0	2.05	0	-1.13	0.1	0	0	22262.2	0
willow	336	24	2002	2.29	0	0.1	0	0	2.41	0	-0.32	0.1	0	0	22262.3	0
willow	337	24	2002	0	0	0.05	0	0	0.29	0	-0.44	0.1	0	0	22262.3	0
willow	338	24	2002	0.51	0	-0.03	0	0	0.75	0	-0.31	0.1	0	0	22262.3	0
willow	339	24	2002	2.54	0	0.03	0	0	2.63	0	-0.21	0.1	0	0	22262.3	0
willow	340	24	2002	0.25	0	-0.01	0	0	0.4	0	-0.24	0.1	0	0	22262.3	0
willow	341	24	2002	0	0	0.03	0	0	0.14	0	-0.27	0.1	0	0	22262.3	0
willow	342	24	2002	1.02	0	0.18	0	0	0.95	0	-0.21	0.1	0	0	22262.5	0
willow	343	24	2002	0	0	0.04	0	0	0.23	0	-0.36	0.1	0	0	22262.5	0
willow	344	24	2002	0	0	0	0	0	0.17	0	-0.27	0.1	0	0	22262.5	0
willow	345	24	2002	9.14	0	0.03	0	0	9.19	0	-0.17	0.1	0	0	22262.6	0
willow	346	24	2002	2.54	0	-0.04	0	0	1.19	0	1.3	0.1	0	0	22262.5	0
willow	347	24	2002	4.32	0	-0.09	0	0	4.01	0	0.3	0.1	0	0	22262.4	0
willow	348	24	2002	19.05	0	-0.29	0	0	-6.99	0	10.5	0.1	15.74	0	22262.1	0
willow	349	24	2002	1.27	0	-0.06	0	0	-4.65	0	5.66	0.1	0.23	0	22262.1	0
willow	350	24	2002	0.51	0	0.27	0	0	0.32	0	-0.18	0.09	0	0	22262.3	0
willow	351	24	2002	0	0	0.03	0	0	0.27	0	-0.4	0.09	0	0	22262.4	0
willow	352	24	2002	0	0	0.02	0	0	0.18	0	-0.3	0.09	0	0	22262.4	0
willow	353	24	2002	0	0	0	0	0	0.01	0	-0.14	0.09	0.03	0	22262.4	0
willow	354	24	2002	4.06	0	-0.46	0	0	-12.31	0	0.04	0.09	16.7	0	22261.9	0
willow	355	24	2002	0	0	0.84	0	0	-1.24	0	-0.04	0.09	0.18	0.16	22262.8	0
willow	356	24	2002	0	0	1.37	0	0	0	0	-1.3	0.09	0	0	22264.1	0
willow	357	24	2002	0	0	2.37	0	0	0	0	-2.45	0.09	0	0	22266.5	0
willow	358	24	2002	0.25	0	1.26	0	0	0	0	-1.1	0.09	0	0	22267.8	0
willow	359	24	2002	14.48	0	0.17	0	0	14.43	0	-0.21	0.09	0	0	22267.9	0

Attachment D-1
Honeywell
Wastebeds 9-15 SWSR Pre-Design Investigation
SHAW Output Data

RUN	DAY	HR	YR	PRECIP	precip INTRCP	ET	TRANSP	CANOPY chg in storage	SNOW chg in storage	RESIDUE chg in storage	SOIL chg in storage	PERC	RUNOFF	PONDED	Etcum	ERROR
willow	360	24	2002	0.25	0	0	0	0	0.3	0	-0.14	0.09	0	0	22267.9	0
willow	361	24	2002	0	0	0.19	0	0	-0.15	0	-0.14	0.09	0	0	22268.1	0
willow	362	24	2002	0.25	0	0.07	0	0	0.25	0	-0.16	0.09	0	0	22268.2	0
willow	363	24	2002	0.76	0	-0.09	0	0	0.92	0	-0.15	0.09	0	0	22268.1	0
willow	364	24	2002	1.27	0	-0.03	0	0	1.44	0	-0.23	0.09	0	0	22268.1	0
willow	365	24	2002	5.33	0	-0.25	0	0	-7.46	0	0.36	0.09	12.59	0	22267.8	0
willow	1	24	2003	10.41	0	0.05	0	0	10.42	0	-0.14	0.09	0	0	22267.9	0
willow	2	24	2003	1.27	0	-0.05	0	0	1.42	0	-0.19	0.09	0	0	22267.8	0
willow	3	24	2003	5.33	0	0.09	0	0	5.28	0	-0.13	0.09	0	0	22267.9	0
willow	4	24	2003	2.79	0	-0.06	0	0	2.88	0	-0.12	0.09	0	0	22267.9	0
willow	5	24	2003	0	0	0	0	0	0.02	0	-0.12	0.09	0	0	22267.9	0
willow	6	24	2003	1.52	0	-0.03	0	0	1.59	0	-0.12	0.09	0	0	22267.8	0
willow	7	24	2003	0.25	0	-0.09	0	0	0.41	0	-0.16	0.09	0	0	22267.7	0
willow	8	24	2003	4.57	0	-0.13	0	0	0.9	0	-0.06	0.09	3.77	0	22267.6	0
willow	9	24	2003	2.79	0	0.11	0	0	-0.31	0	-0.07	0.09	2.97	0	22267.7	0
willow	10	24	2003	0.25	0	0.1	0	0	0.21	0	-0.14	0.09	0	0	22267.8	0
willow	11	24	2003	0.51	0	0.59	0	0	-0.03	0	-0.13	0.09	0	0	22268.4	0
willow	12	24	2003	0.76	0	0.52	0	0	0.27	0	-0.12	0.09	0	0	22268.9	0
willow	13	24	2003	0.25	0	0.35	0	0	-0.06	0	-0.12	0.09	0	0	22269.3	0
willow	14	24	2003	0	0	-0.01	0	0	0.06	0	-0.14	0.09	0	0	22269.3	0
willow	15	24	2003	0.25	0	0.06	0	0	0.23	0	-0.13	0.09	0	0	22269.3	0
willow	16	24	2003	0	0	0.01	0	0	0.03	0	-0.13	0.09	0	0	22269.3	0
willow	17	24	2003	0	0	0.04	0	0	0.01	0	-0.14	0.09	0	0	22269.4	0
willow	18	24	2003	0	0	0.03	0	0	0.02	0	-0.15	0.09	0	0	22269.4	0
willow	19	24	2003	0	0	0.19	0	0	-0.16	0	-0.13	0.09	0	0	22269.6	0
willow	20	24	2003	1.02	0	0.27	0	0	0.79	0	-0.13	0.09	0	0	22269.9	0
willow	21	24	2003	0	0	0.03	0	0	0.03	0	-0.15	0.09	0	0	22269.9	0
willow	22	24	2003	1.27	0	0.01	0	0	1.3	0	-0.14	0.09	0	0	22269.9	0
willow	23	24	2003	1.52	0	0.03	0	0	1.53	0	-0.12	0.09	0	0	22270	0
willow	24	24	2003	0	0	-0.01	0	0	0.03	0	-0.11	0.09	0	0	22269.9	0
willow	25	24	2003	0	0	0.18	0	0	-0.16	0	-0.11	0.09	0	0	22270.1	0
willow	26	24	2003	1.27	0	0	0	0	1.29	0	-0.11	0.09	0	0	22270.1	0
willow	27	24	2003	0	0	0	0	0	0.05	0	-0.14	0.09	0	0	22270.1	0
willow	28	24	2003	0	0	0.04	0	0	0	0	-0.13	0.09	0	0	22270.2	0
willow	29	24	2003	0.51	0	0.04	0	0	0.49	0	-0.11	0.09	0	0	22270.2	0
willow	30	24	2003	0	0	-0.02	0	0	0.06	0	-0.13	0.09	0	0	22270.2	0
willow	31	24	2003	0	0	0.11	0	0	-0.09	0	-0.12	0.09	0	0	22270.3	0
willow	32	24	2003	5.84	0	-0.05	0	0	0.66	0	-0.05	0.09	5.2	0	22270.3	0
willow	33	24	2003	1.27	0	0.11	0	0	0.05	0	0	0.09	1.02	0	22270.4	0
willow	34	24	2003	5.59	0	0.14	0	0	0.7	0	0.13	0.09	4.53	0	22270.5	0
willow	35	24	2003	19.3	0	0.18	0	0	-6.67	0	0.91	0.09	24.79	0	22270.7	0
willow	36	24	2003	0	0	1.05	0	0	-1.02	0	-0.12	0.09	0	0	22271.7	0
willow	37	24	2003	0	0	0.3	0	0	-0.28	0	-0.12	0.09	0	0	22272	0
willow	38	24	2003	1.52	0	0.03	0	0	1.5	0	-0.1	0.09	0	0	22272.1	0
willow	39	24	2003	0	0	0.43	0	0	-0.41	0	-0.1	0.09	0	0	22272.5	0
willow	40	24	2003	0	0	0.36	0	0	-0.35	0	-0.1	0.09	0	0	22272.9	0
willow	41	24	2003	2.54	0	0.02	0	0	2.53	0	-0.1	0.09	0	0	22272.9	0
willow	42	24	2003	0.25	0	0.06	0	0	0.21	0	-0.1	0.09	0	0	22272.9	0
willow	43	24	2003	1.02	0	0.15	0	0	0.87	0	-0.1	0.09	0	0	22273.1	0
willow	44	24	2003	2.79	0	0.03	0	0	2.77	0	-0.1	0.09	0	0	22273.1	0
willow	45	24	2003	2.54	0	0	0	0	2.54	0	-0.09	0.09	0	0	22273.1	0
willow	46	24	2003	0	0	0.05	0	0	-0.05	0	-0.09	0.09	0	0	22273.2	0
willow	47	24	2003	0	0	0.04	0	0	-0.04	0	-0.1	0.09	0	0	22273.2	0
willow	48	24	2003	8.38	0	0.21	0	0	8.18	0	-0.09	0.09	0	0	22273.4	0
willow	49	24	2003	0.51	0	-0.05	0	0	0.56	0	-0.09	0.09	0	0	22273.4	0
willow	50	24	2003	0	0	0.03	0	0	-0.03	0	-0.09	0.09	0	0	22273.4	0
willow	51	24	2003	0	0	0.1	0	0	-0.1	0	-0.09	0.09	0	0	22273.5	0
willow	52	24	2003	0	0	0.01	0	0	-0.02	0	-0.09	0.09	0	0	22273.5	0
willow	53	24	2003	6.1	0	-0.05	0	0	1.09	0	0	0.09	4.97	0	22273.5	0
willow	54	24	2003	5.84	0	0.24	0	0	4.54	0	0.4	0.09	0.58	0	22273.7	0
willow	55	24	2003	1.27	0	0.07	0	0	1.2	0	-0.1	0.09	0	0	22273.8	0
willow	56	24	2003	0.76	0	0.03	0	0	0.74	0	-0.1	0.09	0	0	22273.8	0
willow	57	24	2003	0	0	0.03	0	0	-0.02	0	-0.1	0.09	0	0	22273.8	0
willow	58	24	2003	0	0	0.04	0	0	-0.03	0	-0.1	0.09	0	0	22273.9	0
willow	59	24	2003	0	0	0.08	0	0	-0.07	0	-0.09	0.09	0	0	22273.9	0
willow	60	24	2003	0	0	-0.03	0	0	0.03	0	-0.09	0.09	0	0	22273.9	0
willow	61	24	2003	6.6	0	0.05	0	0	6.55	0	-0.09	0.09	0	0	22273.9	0
willow	62	24	2003	0.25	0	0.21	0	0	0.06	0	-0.1	0.09	0	0	22274.1	0
willow	63	24	2003	0	0	0.33	0	0	-0.33	0	-0.09	0.09	0	0	22274.5	0
willow	64	24	2003	5.08	0	0.04	0	0	4.27	0	-0.08	0.09	0.76	0	22274.5	0
willow	65	24	2003	0	0	0.38	0	0	-0.37	0	-0.1	0.09	0	0	22274.9	0
willow	66	24	2003	0	0	0.27	0	0	-0.26	0	-0.1	0.09	0	0	22275.2	0
willow	67	24	2003	0.25	0	0.14	0	0	-2.34	0	-0.07	0.09	2.44	0	22275.3	0
willow	68	24	2003	1.02	0	1.39	0	0	-0.37	0	-0.1	0.09	0	0	22276.7	0
willow	69	24	2003	1.02	0	0.82	0	0	0.21	0	-0.1	0.09	0	0	22277.5	0
willow	70	24	2003	0	0	0.42	0	0	-0.41	0	-0.09	0.09	0	0	22277.9	0
willow	71	24	2003	2.29	0	0.17	0	0	2.09	0	-0.08	0.09	0.01	0	22278.1	0
willow	72	24	2003	1.52	0	0.33	0	0	1.2	0	-0.1	0.09	0	0	22278.4	0
willow	73	24	2003	0	0	0.14	0	0	-0.13	0	-0.1	0.09	0	0	22278.6	0
willow	74	24	2003	0	0	0.06	0	0	-0.06	0	-0.09	0.09	0	0	22278.6	0
willow	75	24	2003	0	0	-0.12	0	0	-3.89	0	0.93	0.09	2.99	0	22278.5	0
willow	76	24	2003	0	0	-0.2	0	0	-7.66	0	7.77	0.09	0	0	22278.3	0
willow	77	24	2003	0	0	-0.14	0	0	-6.09	0	6.15	0.09	0	0	22278.2	0
willow	78	24	2003	0	0	0.76	0	0	-0.88	0	0.03	0.09	0	0	22278.9	0
willow	79	24	2003	21.34	0	-0.1	0	0	-10.25	0	19.7	0.09	11.9	0	22278.8	0
willow	80	24	2003	4.83	0	-0.3	0	0	-24.93	0	4.31	0.09	25.66	0	22278.5	0
willow	81	24	2003	2.03	0	0.03	0	0	-13.75	0	1.83	0.09	13.83	0	22278.6	0
willow	82	24	2003	0	0	1.15	0	0	0	0	-1.24	0.09	0	0	22279.7	0
willow	83	24	2003	0	0	2.5	0	0	0	0	-2.58	0.09	0	0	22282.2	0
willow	84	24	2003	3.56	0	2.64	0	0	0	0	0.82	0.09	0	0	22284.8	0
willow	85	24	2003	3.3	0	0.87	0	0	0	0	2.34	0.09	0	0	22285.7	0
willow	86	24	2003	0	0	3.02	0	0	0	0	-3.1	0.09	0	0	22288.7	0
willow	87	24	2003	0	0	4.63	0	0	0	0	-4.71	0.09	0	0	22293.4	-0.01
willow	88	24	2003	11.68	0	1.52	0	0	0	0	10.08	0.09	0	0	22294.9	0
willow	89	24	2003	8.38	0	0.67	0	0	7.48	0	0.14	0.09	0	0	22295.6	0
willow	90	24	2003	0.25	0	0.42	0	0	-0.09	0	-0.17	0.09	0	0	22296	0
willow	91	24	2003	1.02	0	0.35	0	0	0.85	0	-0.27	0.09	0	0	22296.3	0
willow	92	24	2003	0.51	0	0	0	0	-1.24	0	1.65	0.09	0	0	22296.3	0
willow	93	24	2003	16.26	0	0.1	0	0	-2.44	0	18.51	0.09	0	0	22296.4	0
willow	94	24	2003	25.15	0	0.3	0	0	24.89	0	-0.13	0.09	0	0	22296.7	0
willow	95	24	2003	5.84	0	0.39	0.12	0	-4	0	9.37	0.09	0	0	22297.1	0
willow	96	24	2003	0	0	0.47	0	0	-2.35	0	1.8	0.09	0	0	22297.6	0
willow	97	24	2003	1.52	0	0.63	0	0	0.97	0	-0.15	0.09	0	0	22298.2	0

Attachment D-1
Honeywell
Wastebeds 9-15 SWSR Pre-Design Investigation
SHAW Output Data

RUN	DAY	HR	YR	PRECIP	precip INTRCP	ET	TRANSP	CANOPY chg in storage	SNOW chg in storage	RESIDUE chg in storage	SOIL chg in storage	PERC	RUNOFF	PONDED	Etcum	ERROR
willow	98	24	2003	0.76	0	0.31	0	0	-0.18	0	0.54	0.09	0	0	22298.5	0
willow	99	24	2003	0	0	-0.01	0	0	-3.07	0	2.99	0.09	0	0	22298.5	0.01
willow	100	24	2003	0	0	0.77	0.76	0	-11.2	0	10.36	0.09	0	0	22299.3	0
willow	101	24	2003	1.02	0	0.68	0.42	0	-7.58	0	7.83	0.09	0	0	22300	0
willow	102	24	2003	0	0	2.37	0.88	0	-2.05	0	-0.41	0.09	0	0	22302.3	0
willow	103	24	2003	0	0	3.59	0.64	0	0	0	-3.68	0.09	0	0	22305.9	0
willow	104	24	2003	0	0	4.33	1.91	0	0	0	-4.42	0.09	0	0	22310.2	0
willow	105	24	2003	0	0	6.22	3.37	0.01	0	0	-6.31	0.09	0	0	22316.5	-0.01
willow	106	24	2003	0	0	3.84	1.92	0	0	0	-3.92	0.09	0	0	22320.3	0
willow	107	24	2003	0	0	3.08	0.97	-0.01	0	0	-3.16	0.09	0	0	22323.4	0
willow	108	24	2003	0.51	0	3.95	1.78	0.01	0	0	-3.55	0.09	0	0	22327.3	0.01
willow	109	24	2003	3.56	0	3.13	1.02	0.01	0	0	0.32	0.09	0	0	22330.5	0.01
willow	110	24	2003	0	0	5.19	3.11	-0.01	0	0	-5.26	0.09	0	0	22335.7	-0.01
willow	111	24	2003	2.79	0	3.12	1.08	0.01	0	0	-0.44	0.09	0	0	22338.8	0.02
willow	112	24	2003	4.06	0	2.13	0.16	0	0	0	1.86	0.09	0	0	22340.9	-0.01
willow	113	24	2003	2.03	0	2.03	0	-0.01	0	0	-0.07	0.09	0	0	22342.9	-0.01
willow	114	24	2003	0	0	3.93	1.68	0	0	0	-4.02	0.09	0	0	22346.9	0
willow	115	24	2003	0	0	4.11	2.16	0	0	0	-4.2	0.09	0	0	22351	0
willow	116	24	2003	1.02	0	1.59	0.58	0.01	0	0	-0.67	0.09	0	0	22352.6	-0.01
willow	117	24	2003	0.25	0	4.72	2.39	-0.01	0	0	-4.55	0.09	0	0	22357.3	0
willow	118	24	2003	0	0	6.03	4.01	0	0	0	-6.11	0.09	0	0	22363.3	-0.01
willow	119	24	2003	0	0	5.36	3.1	0	0	0	-5.44	0.09	0	0	22368.7	-0.01
willow	120	24	2003	0	0	4.43	2.72	0	0	0	-4.52	0.09	0	0	22373.1	0
willow	121	24	2003	11.94	0	5.62	3.15	0.01	0	0	6.21	0.09	0	0	22378.7	0
willow	122	24	2003	8.38	0	3.6	0.64	0	0	0	4.7	0.1	0	0	22382.3	-0.01
willow	123	24	2003	0	0	4.78	2.55	-0.01	0	0	-4.86	0.1	0	0	22387.1	0
willow	124	24	2003	0	0	4.51	3.03	0	0	0	-4.61	0.1	0	0	22391.6	0
willow	125	24	2003	3.05	0	4.06	1.51	0	0	0	-1.1	0.1	0	0	22395.7	-0.01
willow	126	24	2003	0.51	0	4.54	2.83	0.01	0	0	-4.14	0.1	0	0	22400.2	-0.01
willow	127	24	2003	0.51	0	2.7	1.56	0	0	0	-2.3	0.1	0	0	22402.9	0
willow	128	24	2003	0.25	0	1.84	1.17	0	0	0	-1.67	0.11	0	0	22404.8	-0.02
willow	129	24	2003	0	0	4.55	3.06	0	0	0	-4.65	0.11	0	0	22409.3	0
willow	130	24	2003	0	0	5.3	3.73	0	0	0	-5.42	0.11	0	0	22414.6	0
willow	131	24	2003	28.96	0	3.56	1.04	0.01	0	0	25.27	0.11	0	0	22418.2	0.01
willow	132	24	2003	7.37	0	3.53	0.41	-0.01	0	0	3.72	0.12	0	0	22421.7	0
willow	133	24	2003	3.3	0.37	2.59	0.1	0	0	0	0.23	0.12	0	0	22424.3	0
willow	134	24	2003	0	0	2.35	1.39	0	0	0	-2.1	0.12	0	0	22426.7	0
willow	135	24	2003	0	0	4.59	3.29	0	0	0	-4.7	0.12	0	0	22431.2	-0.01
willow	136	24	2003	3.81	0	4.15	1.17	0	0	0	-0.46	0.13	0	0	22435.4	0
willow	137	24	2003	0	0	5.71	3.97	0	0	0	-5.83	0.13	0	0	22441.1	-0.01
willow	138	24	2003	0	0	6.4	4.75	0	0	0	-6.52	0.13	0	0	22447.5	-0.01
willow	139	24	2003	0	0	6.45	4.94	0	0	0	-6.58	0.13	0	0	22453.9	0
willow	140	24	2003	8.13	0	7.92	4.2	0	0	0	0.09	0.14	0	0	22461.9	-0.01
willow	141	24	2003	1.78	0	4.9	2.1	0	0	0	-3.27	0.14	0	0	22466.8	0
willow	142	24	2003	0	0	4.95	3.83	0	0	0	-5.08	0.14	0	0	22471.7	-0.01
willow	143	24	2003	0	0	3.37	2.7	0.01	0	0	-3.52	0.14	0	0	22475.1	0
willow	144	24	2003	34.54	0.93	2.23	0.1	0	0	0	31.24	0.14	0	0	22477.3	-0.01
willow	145	24	2003	0.51	0	4.18	2.23	0	0	0	-2.89	0.15	0	0	22481.5	-0.01
willow	146	24	2003	9.14	1.52	1.68	0.13	0	0	0	5.78	0.15	0	0	22483.2	0.02
willow	147	24	2003	0	0	4.44	2.24	0	0	0	-3.07	0.15	0	0	22487.6	-0.01
willow	148	24	2003	0	0	3.91	3.08	0	0	0	-4.05	0.15	0	0	22491.5	-0.01
willow	149	24	2003	0	0	4.85	4.09	0	0	0	-5	0.16	0	0	22496.4	-0.01
willow	150	24	2003	0	0	5.71	4.37	0	0	0	-5.86	0.16	0	0	22502.1	-0.01
willow	151	24	2003	11.68	1	2.46	0.12	0	0	0	8.06	0.16	0	0	22504.6	0
willow	152	24	2003	8.64	0	4.08	0	-0.01	0	0	5.41	0.16	0	0	22508.6	-0.01
willow	153	24	2003	0	0	5.73	4.42	0	0	0	-5.88	0.16	0	0	22514.4	-0.01
willow	154	24	2003	0	0	3.42	3.01	0	0	0	-3.59	0.17	0	0	22517.8	0
willow	155	24	2003	9.91	0	5.61	2.05	0.01	0	0	4.13	0.17	0	0	22523.4	0
willow	156	24	2003	1.02	0	1.6	0.56	0.01	0	0	-0.76	0.17	0	0	22525	0
willow	157	24	2003	1.02	0	5.58	3.92	0	0	0	-4.72	0.17	0	0	22530.6	-0.01
willow	158	24	2003	0.51	0	1.88	1.32	0	0	0	-1.55	0.17	0	0	22532.5	0
willow	159	24	2003	0	0	5.45	4.84	0	0	0	-5.62	0.17	0	0	22537.9	-0.01
willow	160	24	2003	0	0	5.81	5.07	-0.01	0	0	-5.97	0.18	0	0	22543.7	-0.01
willow	161	24	2003	0	0	5.75	4.67	0	0	0	-5.92	0.18	0	0	22549.5	-0.01
willow	162	24	2003	3.81	0	4.83	1.64	0.01	0	0	-1.21	0.18	0	0	22554.3	0
willow	163	24	2003	3.81	0.8	2.73	0.2	0	0	0	0.1	0.18	0	0	22557	-0.01
willow	164	24	2003	18.54	1.2	2.43	0	0	0	0	15.53	0.18	0	0	22559.5	0
willow	165	24	2003	1.02	0	2.77	0.49	-0.01	0	0	-0.72	0.18	0	0	22562.2	-0.01
willow	166	24	2003	0	0	6.22	5.03	-0.01	0	0	-6.38	0.18	0	0	22568.5	-0.01
willow	167	24	2003	0	0	6.04	5.03	0	0	0	-6.2	0.18	0	0	22574.5	-0.02
willow	168	24	2003	0	0	6.88	5.87	0	0	0	-7.07	0.18	0	0	22581.4	-0.01
willow	169	24	2003	0	0	3.09	2.68	0	0	0	-3.27	0.19	0	0	22584.5	-0.01
willow	170	24	2003	0	0	1.99	1.81	0	0	0	-2.17	0.19	0	0	22586.5	-0.01
willow	171	24	2003	7.11	0	5.6	1.45	-0.01	0	0	1.35	0.19	0	0	22592.1	-0.02
willow	172	24	2003	16.26	0.37	3.67	0.29	0.01	0	0	12.03	0.19	0	0	22595.7	-0.01
willow	173	24	2003	0.25	0	4.92	3.91	0	0	0	-4.47	0.19	0	0	22600.7	-0.02
willow	174	24	2003	0	0	6.71	5.75	0	0	0	-6.89	0.19	0	0	22607.4	-0.01
willow	175	24	2003	0	0	6.75	5.99	0.01	0	0	-6.93	0.19	0	0	22614.1	-0.02
willow	176	24	2003	0	0	6.89	6.17	0.01	0	0	-7.08	0.19	0	0	22621	-0.01
willow	177	24	2003	0	0	6.6	5.91	0	0	0	-6.79	0.19	0	0	22627.6	-0.01
willow	178	24	2003	0	0	4.33	3.83	-0.01	0	0	-4.5	0.19	0	0	22632	-0.02
willow	179	24	2003	0	0	6.33	5.37	0	0	0	-6.57	0.19	0	0	22638.3	0.05
willow	180	24	2003	0	0	5.5	4.87	0	0	0	-5.68	0.19	0	0	22643.8	-0.01
willow	181	24	2003	0	0	5.09	3.87	0	0	0	-5.27	0.19	0	0	22648.9	0
willow	182	24	2003	0	0	4.68	3.71	0	0	0	-4.86	0.19	0	0	22653.6	-0.01
willow	183	24	2003	0	0	4.28	3.48	0	0	0	-4.47	0.19	0	0	22657.8	-0.01
willow	184	24	2003	0	0	3.84	3	0.01	0	0	-4.04	0.19	0	0	22661.7	0
willow	185	24	2003	0	0	3.01	2.32	0	0	0	-3.2	0.19	0	0	22664.7	-0.01
willow	186	24	2003	0	0	2.34	1.88	0	0	0	-2.52	0.2	0	0	22667	-0.02
willow	187	24	2003	0	0	2.89	1.84	-0.01	0	0	-3.06	0.2	0	0	22669.9	-0.01
willow	188	24	2003	6.86	0.46	3.45	0.15	0.01	0	0	2.73	0.2	0	0	22673.4	0.02
willow	189	24	2003	0	0	2.6	1.58	0	0	0	-2.33	0.2	0	0	22676	-0.02
willow	190	24	2003	3.56	0	4.16	0.61	-0.01	0	0	-0.78	0.2	0	0	22680.1	-0.01
willow	191	24	2003	21.34	0	6.24	1.97	0	0	0	14.91	0.2	0	0	22686.4	-0.01
willow	192	24	2003	0	0	4.46	4.12	0	0	0	-4.65	0.2	0	0	22690.8	-0.01
willow	193	24	2003	0	0	3.38	2.92	-0.01	0	0	-3.56	0.2	0	0	22694.2	-0.01
willow	194	24	2003	0.25	0	3.79	2.63	0	0	0	-3.73	0.2	0	0	22698	-0.01
willow	195	24	2003	0	0	2.99	2.23	0.01	0	0	-3.18	0.2	0	0	22701	-0.01
willow	196	24	2003	1.02	0	3.64	1.88	0	0	0	-2.8	0.2	0	0	22704.6	-0.01
willow	197	24	2003	6.1	0	4.68	0.45	0	0	0	1.22	0.2	0	0	22709.3	-0.01
willow	198	24	2003	0	0	2.77	1.63	-0.01	0	0	-2.94	0.2	0	0	22712.1	-0.01
willow	199	24	2003	0	0	2.46	1.3	-0.01	0	0	-2.63	0.2	0	0	22714.5	-0.01
willow	200	24	2003	0	0	2.28	1.16	0	0	0	-2.47	0.19	0	0	22716.8	0

Attachment D-1
Honeywell
Wastebeds 9-15 SWSR Pre-Design Investigation
SHAW Output Data

RUN	DAY	HR	YR	PRECIP	precip INTRCP	ET	TRANSP	CANOPY chg in storage	SNOW chg in storage	RESIDUE chg in storage	SOIL chg in storage	PERC	RUNOFF	PONDED	Etcum	ERROR
willow	201	24	2003	0	0	1.58	1	0	0	0	-1.77	0.19	0	0	22718.4	-0.01
willow	202	24	2003	23.88	0	4.26	0.24	0.01	0	0	19.4	0.19	0	0	22722.6	0.01
willow	203	24	2003	9.65	0.65	3.74	0.34	0.01	0	0	5.05	0.19	0	0	22726.4	0.02
willow	204	24	2003	2.79	0	5.77	2.3	-0.01	0	0	-2.49	0.19	0	0	22732.2	-0.02
willow	205	24	2003	3.05	0	3.9	0.88	0	0	0	-1.02	0.19	0	0	22736.1	-0.02
willow	206	24	2003	0	0	6.26	5.43	-0.01	0	0	-6.43	0.19	0	0	22742.3	-0.01
willow	207	24	2003	0	0	4.92	4.48	0	0	0	-5.09	0.19	0	0	22747.2	-0.02
willow	208	24	2003	5.33	0	4.58	0.49	0.01	0	0	0.53	0.19	0	0	22751.8	0.02
willow	209	24	2003	0	0	4.38	3.39	-0.02	0	0	-4.53	0.19	0	0	22756.2	-0.02
willow	210	24	2003	0	0	3.62	2.81	0	0	0	-3.81	0.19	0	0	22759.8	-0.01
willow	211	24	2003	0	0	2.6	2.13	0.01	0	0	-2.78	0.19	0	0	22762.4	-0.01
willow	212	24	2003	0	0	2.43	1.82	0	0	0	-2.6	0.19	0	0	22764.8	-0.01
willow	213	24	2003	14.99	0.8	3.5	0.1	0.01	0	0	10.5	0.19	0	0	22768.3	-0.01
willow	214	24	2003	2.29	0	5.13	2.11	0.01	0	0	-2.23	0.19	0	0	22773.5	-0.01
willow	215	24	2003	4.32	0	5.81	1.76	0.01	0	0	-1.66	0.19	0	0	22779.3	-0.03
willow	216	24	2003	0.76	0	3.91	2.81	0	0	0	-3.32	0.19	0	0	22783.2	-0.01
willow	217	24	2003	33.53	0	4.75	0.58	0	0	0	28.63	0.19	0	0	22787.9	-0.03
willow	218	24	2003	5.33	0	5.12	0.77	-0.01	0	0	0.06	0.19	0	0	22793.1	-0.03
willow	219	24	2003	0	0	4.95	4.49	0	0	0	-5.12	0.19	0	0	22798	-0.02
willow	220	24	2003	2.54	0	4.09	1.72	0	0	0	-1.73	0.19	0	0	22802.1	-0.01
willow	221	24	2003	8.13	1.86	2.25	0.17	0	0	0	3.83	0.18	0	0	22804.4	-0.01
willow	222	24	2003	0.25	0	5.32	2.82	0	0	0	-3.36	0.18	0	0	22809.7	-0.02
willow	223	24	2003	0	0	2.63	2.47	0	0	0	-2.8	0.18	0	0	22812.3	-0.01
willow	224	24	2003	3.05	0	3.67	0.91	0	0	0	-0.8	0.18	0	0	22816	-0.01
willow	225	24	2003	0	0	4.98	4.53	0	0	0	-5.15	0.18	0	0	22821	-0.02
willow	226	24	2003	0	0	5.94	5.13	-0.01	0	0	-6.08	0.18	0	0	22826.9	-0.02
willow	227	24	2003	0	0	5.12	4.44	0.01	0	0	-5.29	0.18	0	0	22832	-0.02
willow	228	24	2003	0	0	3.1	2.78	0	0	0	-3.27	0.18	0	0	22835.1	-0.02
willow	229	24	2003	0	0	3.99	3.02	-0.02	0	0	-4.12	0.18	0	0	22839.1	-0.03
willow	230	24	2003	0	0	3.14	2.62	0	0	0	-3.3	0.18	0	0	22842.3	-0.02
willow	231	24	2003	0	0	3.29	2.52	0	0	0	-3.45	0.18	0	0	22845.5	-0.02
willow	232	24	2003	0	0	2.85	2.11	0	0	0	-3.01	0.18	0	0	22848.4	-0.02
willow	233	24	2003	0	0	2.24	1.62	0.01	0	0	-2.41	0.18	0	0	22850.6	-0.01
willow	234	24	2003	0	0	1.93	1.21	0	0	0	-2.1	0.18	0	0	22852.6	0
willow	235	24	2003	0	0	2.35	1.05	-0.03	0	0	-2.49	0.17	0	0	22854.9	-0.01
willow	236	24	2003	0	0	1.93	0.94	-0.01	0	0	-2.09	0.17	0	0	22856.8	-0.01
willow	237	24	2003	0	0	0.97	0.74	0.02	0	0	-1.17	0.17	0	0	22857.8	0
willow	238	24	2003	0.25	0	0.72	0.61	0.02	0	0	-0.64	0.17	0	0	22858.5	-0.01
willow	239	24	2003	0	0	1.39	0.9	-0.02	0	0	-1.54	0.17	0	0	22859.9	-0.01
willow	240	24	2003	0	0	1.06	0.72	-0.01	0	0	-1.2	0.17	0	0	22861	-0.01
willow	241	24	2003	1.52	0	1.34	0.54	0.02	0	0	0	0.17	0	0	22862.3	-0.01
willow	242	24	2003	0	0	0.38	0.37	-0.02	0	0	-0.52	0.17	0	0	22862.7	-0.01
willow	243	24	2003	0	0	1.12	0.65	-0.01	0	0	-1.27	0.17	0	0	22863.8	-0.01
willow	244	24	2003	10.16	1.14	2.42	0.05	0.02	0	0	6.42	0.17	0	0	22866.2	0
willow	245	24	2003	6.35	0	4.13	0	0	0	0	3.2	0.17	0	0	22870.4	0
willow	246	24	2003	4.06	0.74	2.82	0.11	0.01	0	0	0.33	0.17	0	0	22873.2	0
willow	247	24	2003	0	0	2.86	1.7	0	0	0	-2.28	0.16	0	0	22876.1	0
willow	248	24	2003	2.54	0	3.11	0.53	-0.01	0	0	-0.72	0.16	0	0	22879.2	-0.01
willow	249	24	2003	0	0	2.1	1.29	0	0	0	-2.25	0.16	0	0	22881.3	-0.01
willow	250	24	2003	0	0	1.72	1	0.01	0	0	-1.88	0.16	0	0	22883	-0.01
willow	251	24	2003	0	0	1.7	0.82	-0.01	0	0	-1.85	0.16	0	0	22884.7	-0.01
willow	252	24	2003	0	0	1.71	0.74	-0.01	0	0	-1.85	0.16	0	0	22886.4	-0.02
willow	253	24	2003	0	0	1.62	0.76	0	0	0	-1.77	0.16	0	0	22888	-0.01
willow	254	24	2003	0	0	1.49	0.75	0.01	0	0	-1.65	0.16	0	0	22889.5	-0.01
willow	255	24	2003	0	0	1.41	0.62	0	0	0	-1.56	0.16	0	0	22890.9	0
willow	256	24	2003	1.02	0	1.27	0.27	0.01	0	0	-0.42	0.16	0	0	22892.2	0
willow	257	24	2003	0	0	0.63	0.54	0.02	0	0	-0.83	0.16	0	0	22892.8	0.02
willow	258	24	2003	2.79	0	2.15	0.1	-0.01	0	0	0.5	0.16	0	0	22895	-0.01
willow	259	24	2003	0	0	1.53	0.62	-0.02	0	0	-1.66	0.16	0	0	22896.5	-0.01
willow	260	24	2003	0	0	1.16	0.6	0	0	0	-1.31	0.15	0	0	22897.7	-0.01
willow	261	24	2003	0	0	0.61	0.48	0	0	0	-0.76	0.15	0	0	22898.3	0
willow	262	24	2003	1.52	0	1.24	0.41	0.01	0	0	0.12	0.15	0	0	22899.5	0
willow	263	24	2003	0	0	0.81	0.41	-0.01	0	0	-0.94	0.15	0	0	22900.3	-0.01
willow	264	24	2003	0	0	0.89	0.52	-0.01	0	0	-1.03	0.15	0	0	22901.2	-0.01
willow	265	24	2003	1.78	0	1.22	0.22	0.01	0	0	0.4	0.15	0	0	22902.4	0
willow	266	24	2003	34.29	0	3.45	0.27	0	0	0	30.7	0.15	0	0	22905.9	-0.01
willow	267	24	2003	0	0	4.37	3.51	-0.01	0	0	-4.5	0.15	0	0	22910.2	0
willow	268	24	2003	4.06	0	3.42	0.2	0	0	0	0.5	0.15	0	0	22913.7	0
willow	269	24	2003	0	0	2.98	2.48	0	0	0	-3.12	0.15	0	0	22916.6	-0.01
willow	270	24	2003	6.35	0	4.28	1.41	0.02	0	0	1.85	0.15	0	0	22920.9	0.05
willow	271	24	2003	0	0	2.24	1.5	-0.02	0	0	-2.36	0.15	0	0	22923.2	-0.01
willow	272	24	2003	0	0	2.43	1.97	-0.01	0	0	-2.55	0.15	0	0	22925.6	-0.02
willow	273	24	2003	0	0	2.38	1.9	0	0	0	-2.52	0.14	0	0	22928	0
willow	274	24	2003	0	0	1.89	1.58	0.01	0	0	-2.03	0.14	0	0	22929.9	-0.01
willow	275	24	2003	0	0	2.35	1.93	0.01	0	0	-2.49	0.14	0	0	22932.2	-0.01
willow	276	24	2003	0	0	2.84	2.29	0	0	0	-2.97	0.14	0	0	22935.1	-0.01
willow	277	24	2003	0	0	1.91	1.69	0	0	0	-2.04	0.14	0	0	22937	-0.01
willow	278	24	2003	0	0	1.75	1.05	0	0	0	-1.88	0.14	0	0	22938.7	-0.01
willow	279	24	2003	7.87	0	4.27	1.41	-0.02	0	0	3.48	0.14	0	0	22943	0
willow	280	24	2003	4.06	0	3.5	0.37	-0.01	0	0	0.44	0.14	0	0	22946.5	-0.01
willow	281	24	2003	0.51	0	2.26	1.05	0	0	0	-1.88	0.14	0	0	22948.7	-0.01
willow	282	24	2003	0	0	2.16	1.27	0	0	0	-2.29	0.14	0	0	22950.9	-0.01
willow	283	24	2003	0	0	2.01	1.43	0.01	0	0	-2.16	0.14	0	0	22952.9	0
willow	284	24	2003	0	0	1.97	1.2	0.01	0	0	-2.11	0.14	0	0	22954.9	-0.01
willow	285	24	2003	1.27	0	2.05	0.62	0.01	0	0	-0.93	0.14	0	0	22956.9	0
willow	286	24	2003	0	0	1.77	0.94	0.01	0	0	-1.9	0.13	0	0	22958.7	-0.01
willow	287	24	2003	4.83	0	2.62	0.44	-0.01	0	0	2.09	0.13	0	0	22961.3	0
willow	288	24	2003	0.51	0	1.17	0.36	-0.02	0	0	-0.78	0.13	0	0	22962.5	0
willow	289	24	2003	4.83	0	2.87	0.82	-0.01	0	0	1.82	0.13	0	0	22965.4	0.01
willow	290	24	2003	3.81	0	2.65	0.34	0	0	0	1.05	0.13	0	0	22968	-0.01
willow	291	24	2003	0	0	1.62	0.68	-0.01	0	0	-1.75	0.13	0	0	22969.6	0
willow	292	24	2003	0	0	1.1	0.64	0	0	0	-1.22	0.13	0	0	22970.7	-0.01
willow	293	24	2003	0.51	0	1.62	0.51	0.01	0	0	-1.25	0.13	0	0	22972.4	0.01
willow	294	24	2003	14.48	0	1.8	0.62	0.01	0	0	12.55	0.13	0	0	22974.2	0
willow	295	24	2003	0	0	1.16	0.47	0	0	0	-1.3	0.13	0	0	22975.3	0.01
willow	296	24	2003	0	0	1.83	0.7	0	0	0	-1.94	0.13	0	0	22977.2	-0.03
willow	297	24	2003	2.29	0	1.75	0.23	0	0	0	0.39	0.13	0	0	22978.9	0.02
willow	298	24	2003	1.52	0	2.87	0.67	-0.01	0	0	-1.45	0.13	0	0	22981.8	-0.02
willow	299	24	2003	0.25	0	2.58	0.32	-0.01	0	0	-2.43	0.13	0	0	22984.4	-0.02
willow	300	24	2003	5.59	0	1.7	0.11	0	0	0	3.77	0.13	0	0	22986.1	-0.01
willow	301	24	2003	0	0	1.29	0.13	0	0	0	-1.42	0.12	0	0	22987.3	0.01
willow	302	24	2003	0	0	0.53	0.18	0	0	0	-0.68	0.12	0	0	22987.9	0.03
willow	303	24	2003	0	0	1.6	0.1	0	0	0	-1.72	0.12	0	0	22989.5	0

Attachment D-1
Honeywell
Wastebeds 9-15 SWSR Pre-Design Investigation
SHAW Output Data

RUN	DAY	HR	YR	PRECIP	precip INTRCP	ET	TRANSP	CANOPY chg in storage	SNOW chg in storage	RESIDUE chg in storage	SOIL chg in storage	PERC	RUNOFF	PONDED	Etcum	ERROR
willow	304	24	2003	2.29	0	1.74	0.04	0	0	0	0.42	0.12	0	0	22991.2	0
willow	305	24	2003	0	0	1.63	0	0	0	0	-1.75	0.12	0	0	22992.8	0
willow	306	24	2003	16.76	0	3.4	0	0	0	0	13.25	0.12	0	0	22996.2	0
willow	307	24	2003	0	0	1.73	0	0	0	0	-1.85	0.12	0	0	22998	0
willow	308	24	2003	1.27	0	1.99	0	0	0	0	-0.84	0.12	0	0	23000	0
willow	309	24	2003	2.79	0	1.53	0	0	0	0	1.14	0.12	0	0	23001.5	0
willow	310	24	2003	0	0	1.24	0	0	0	0	-1.36	0.12	0	0	23002.7	0
willow	311	24	2003	0	0	1.44	0	0	0	0	-1.56	0.12	0	0	23004.2	0
willow	312	24	2003	1.27	0	2.09	0	0	0	0	-0.93	0.12	0	0	23006.3	0
willow	313	24	2003	0.76	0	2.13	0	0	0	0	-1.48	0.12	0	0	23008.4	0
willow	314	24	2003	1.02	0	1.91	0	0	0	0	-1.01	0.12	0	0	23010.3	0
willow	315	24	2003	0.51	0	1.67	0	0	0	0	-1.28	0.12	0	0	23012	0
willow	316	24	2003	0.25	0	1.41	0	0	0	0	-1.28	0.11	0	0	23013.4	0
willow	317	24	2003	0	0	0.72	0	0	0	0	-0.84	0.11	0	0	23014.1	0
willow	318	24	2003	0.25	0	0.83	0	0	0	0	-0.69	0.11	0	0	23014.9	0
willow	319	24	2003	0.51	0	1.31	0	0	0	0	-0.92	0.11	0	0	23016.3	0
willow	320	24	2003	0	0	1.25	0	0	0	0	-1.37	0.11	0	0	23017.5	0
willow	321	24	2003	0	0	0.75	0	0	0	0	-0.87	0.11	0	0	23018.3	0
willow	322	24	2003	0	0	0.94	0	0	0	0	-1.05	0.11	0	0	23019.2	0
willow	323	24	2003	3.56	0	1.61	0	0	0	0	1.83	0.11	0	0	23020.8	0
willow	324	24	2003	10.16	0	1.21	0	0	0	0	8.84	0.11	0	0	23022	0
willow	325	24	2003	0	0	1.87	0	0	0	0	-1.98	0.11	0	0	23023.9	0
willow	326	24	2003	0	0	1.03	0	0	0	0	-1.14	0.11	0	0	23024.9	0
willow	327	24	2003	0	0	1.82	0	0	0	0	-1.93	0.11	0	0	23026.7	0
willow	328	24	2003	0	0	1.48	0	0	0	0	-1.58	0.11	0	0	23028.2	0
willow	329	24	2003	10.16	0	1.72	0	0	0	0	8.33	0.11	0	0	23029.9	0
willow	330	24	2003	0.25	0	1.04	0	0	0	0	-0.9	0.11	0	0	23031	0
willow	331	24	2003	2.03	0	0.75	0	0	0	0	1.18	0.11	0	0	23031.7	0
willow	332	24	2003	5.84	0	0.34	0	0	0	0	5.4	0.11	0	0	23032.1	0
willow	333	24	2003	8.89	0	0.87	0	0	0	0	7.91	0.11	0	0	23032.9	0
willow	334	24	2003	7.87	0	0.33	0	0	0	0	7.44	0.1	0	0	23033.3	0
willow	335	24	2003	0	0	1.32	0	0	0	0	-1.43	0.1	0	0	23034.6	0
willow	336	24	2003	0	0	1.07	0	0	0	0	-1.18	0.1	0	0	23035.7	0
willow	337	24	2003	0	0	1.44	0	0	0	0	-1.54	0.1	0	0	23037.1	0
willow	338	24	2003	0.51	0	0.42	0	0	0	0	-0.01	0.1	0	0	23037.5	0
willow	339	24	2003	0	0	1.06	0	0	0	0	-1.16	0.1	0	0	23038.6	0
willow	340	24	2003	0.76	0	2.65	0	0	0	0	-1.99	0.1	0	0	23041.2	0
willow	341	24	2003	0	0	1.19	0	0	0	0	-1.29	0.1	0	0	23042.4	0
willow	342	24	2003	2.29	0	0.29	0	0	2.46	0	-0.56	0.1	0	0	23042.7	0
willow	343	24	2003	2.54	0	-0.02	0	0	-0.68	0	3.14	0.1	0	0	23042.7	0
willow	344	24	2003	0	0	0.05	0	0	-0.73	0	0.58	0.1	0	0	23042.7	0
willow	345	24	2003	0	0	0.05	0	0	-1.06	0	0.91	0.1	0	0	23042.8	0
willow	346	24	2003	0.51	0	0.58	0	0	0	0	-0.17	0.1	0	0	23043.4	0
willow	347	24	2003	1.02	0	0.66	0	0	0	0	0.26	0.1	0	0	23044	0
willow	348	24	2003	16.26	0	0.63	0	0	0	0	15.54	0.1	0	0	23044.6	0
willow	349	24	2003	0.25	0	0.96	0	0	0	0	-0.81	0.1	0	0	23045.6	0
willow	350	24	2003	0	0	0.42	0	0	0	0	-0.51	0.1	0	0	23046	0
willow	351	24	2003	9.91	0	0.08	0	0	0	0	9.74	0.1	0	0	23046.1	0
willow	352	24	2003	8.89	0	0.38	0	0	0	0	8.41	0.1	0	0	23046.5	0
willow	353	24	2003	2.79	0	0.71	0	0	0	0	1.99	0.1	0	0	23047.2	0
willow	354	24	2003	5.33	0	1.7	0	0	0	0	3.54	0.09	0	0	23048.9	0
willow	355	24	2003	1.02	0	0.63	0	0	1.06	0	-0.77	0.09	0	0	23049.5	0
willow	356	24	2003	0	0	0.27	0	0	0.53	0	-0.89	0.09	0	0	23049.8	0
willow	357	24	2003	3.3	0	0.11	0	0	3.04	0	0.06	0.09	0	0	23049.9	0
willow	358	24	2003	0	0	0.25	0	0	-1.63	0	1.28	0.09	0	0	23050.1	0
willow	359	24	2003	0	0	0.37	0	0	0.01	0	-0.48	0.09	0	0	23050.5	0
willow	360	24	2003	0	0	0.28	0	0	0.17	0	-0.54	0.09	0	0	23050.8	0
willow	361	24	2003	0	0	0.29	0	0	-0.03	0	-0.36	0.09	0	0	23051.1	0
willow	362	24	2003	0.25	0	0.25	0	0	0.16	0	-0.24	0.09	0	0	23051.3	0
willow	363	24	2003	0	0	0.5	0	0	-0.28	0	-0.3	0.09	0	0	23051.8	0
willow	364	24	2003	0	0	1.21	0	0	-1	0	-0.3	0.09	0	0	23053	0
willow	365	24	2003	0	0	1.01	0	0	-0.77	0	-0.33	0.09	0	0	23054.1	0
willow	1	24	2004	0	0	0.2	0	0	-0.14	0	-0.15	0.09	0	0	23054.3	0
willow	2	24	2004	1.27	0	-0.06	0	0	-1.12	0	2.36	0.09	0	0	23054.2	0
willow	3	24	2004	10.92	0	-0.69	0	0	0	0	11.52	0.09	0	0	23053.5	0
willow	4	24	2004	0	0	1.22	0	0	0	0	-1.3	0.09	0	0	23054.7	0
willow	5	24	2004	4.57	0	0.69	0	0	4.53	0	-0.74	0.09	0	0	23055.4	0
willow	6	24	2004	0	0	0.18	0	0	0.21	0	-0.48	0.09	0	0	23055.6	0
willow	7	24	2004	1.52	0	0.43	0	0	1.42	0	-0.41	0.09	0	0	23056	0
willow	8	24	2004	0	0	-0.07	0	0	0.38	0	-0.4	0.09	0	0	23056	0
willow	9	24	2004	0	0	0	0	0	0.26	0	-0.35	0.09	0	0	23056	0
willow	10	24	2004	0	0	0	0	0	0.22	0	-0.3	0.09	0	0	23056	0
willow	11	24	2004	1.52	0	-0.04	0	0	1.68	0	-0.2	0.08	0	0	23055.9	0
willow	12	24	2004	3.05	0	0.01	0	0	3.07	0	-0.12	0.08	0	0	23055.9	0
willow	13	24	2004	1.02	0	0.12	0	0	1	0	-0.19	0.08	0	0	23056	0
willow	14	24	2004	0.51	0	-0.01	0	0	0.71	0	-0.27	0.08	0	0	23056	0
willow	15	24	2004	0.25	0	0	0	0	0.42	0	-0.25	0.08	0	0	23056	0
willow	16	24	2004	0.25	0	0	0	0	0.38	0	-0.21	0.08	0	0	23056	0
willow	17	24	2004	0.76	0	-0.1	0	0	0.98	0	-0.2	0.08	0	0	23055.9	0
willow	18	24	2004	0.76	0	0.07	0	0	0.73	0	-0.13	0.08	0	0	23056	0
willow	19	24	2004	0	0	0.17	0	0	-0.06	0	-0.19	0.08	0	0	23056.2	0
willow	20	24	2004	0	0	-0.02	0	0	0.15	0	-0.22	0.08	0	0	23056.2	0
willow	21	24	2004	0.25	0	0.03	0	0	0.36	0	-0.22	0.08	0	0	23056.2	0
willow	22	24	2004	0.76	0	0.2	0	0	0.65	0	-0.17	0.08	0	0	23056.4	0
willow	23	24	2004	0.25	0	0.05	0	0	0.34	0	-0.21	0.08	0	0	23056.4	0
willow	24	24	2004	0.51	0	0.01	0	0	0.65	0	-0.23	0.08	0	0	23056.5	0
willow	25	24	2004	0	0	0.03	0	0	0.1	0	-0.21	0.08	0	0	23056.5	0
willow	26	24	2004	0	0	0.16	0	0	-0.05	0	-0.2	0.08	0	0	23056.6	0
willow	27	24	2004	1.78	0	0.06	0	0	1.78	0	-0.14	0.08	0	0	23056.7	0
willow	28	24	2004	1.02	0	0.02	0	0	1.03	0	-0.12	0.08	0	0	23056.7	0
willow	29	24	2004	0	0	0.48	0	0	-0.42	0	-0.14	0.08	0	0	23057.2	0
willow	30	24	2004	0	0	0.39	0	0	-0.31	0	-0.15	0.08	0	0	23057.6	0
willow	31	24	2004	3.3	0	0.03	0	0	3.33	0	-0.13	0.08	0	0	23057.6	0
willow	32	24	2004	0.25	0	0.03	0	0	0.26	0	-0.12	0.08	0	0	23057.7	0
willow	33	24	2004	0	0	-0.04	0	0	0.09	0	-0.13	0.08	0	0	23057.6	0
willow	34	24	2004	10.67	0	0.12	0	0	10.56	0	-0.09	0.08	0	0	23057.7	0
willow	35	24	2004	0.51	0	0.5	0	0	0.02	0	-0.09	0.08	0	0	23058.2	0
willow	36	24	2004	0	0	0.13	0	0	-0.1	0	-0.11	0.08	0	0	23058.4	0
willow	37	24	2004	4.83	0	-0.03	0	0	4.87	0	-0.09	0.08	0	0	23058.3	0
willow	38	24	2004	1.27	0	0.21	0	0	1.08	0	-0.1	0.08	0	0	23058.5	0
willow	39	24	2004	0	0	0.06	0	0	0.01	0	-0.15	0.08	0	0	23058.6	0
willow	40	24	2004	0	0	0.34	0	0	-0.3	0	-0.11	0.07	0	0	23058.9	0
willow	41	24	2004	0.25	0	0.09	0	0	0.16	0	-0.07	0.07	0	0	23059	0

Attachment D-1
Honeywell
Wastebeds 9-15 SWSR Pre-Design Investigation
SHAW Output Data

RUN	DAY	HR	YR	PRECIP	precip INTRCP	ET	TRANSP	CANOPY chg in storage	SNOW chg in storage	RESIDUE chg in storage	SOIL chg in storage	PERC	RUNOFF	PONDED	Etcum	ERROR
willow	42	24	2004	0.51	0	0.1	0	0	0.46	0	-0.12	0.07	0	0	23059.1	0
willow	43	24	2004	0.25	0	0.06	0	0	0.24	0	-0.13	0.07	0	0	23059.2	0
willow	44	24	2004	0.25	0	0.44	0	0	-0.17	0	-0.1	0.07	0	0	23059.6	0
willow	45	24	2004	0	0	0.23	0	0	-0.2	0	-0.11	0.07	0	0	23059.9	0
willow	46	24	2004	0	0	0.22	0	0	-0.12	0	-0.17	0.07	0	0	23060.1	0
willow	47	24	2004	0	0	0.08	0	0	0.02	0	-0.17	0.07	0	0	23060.2	0
willow	48	24	2004	0	0	0.09	0	0	0	0	-0.16	0.07	0	0	23060.3	0
willow	49	24	2004	0	0	0.01	0	0	0.07	0	-0.15	0.07	0	0	23060.3	0
willow	50	24	2004	0	0	0.07	0	0	-0.04	0	-0.1	0.07	0	0	23060.3	0
willow	51	24	2004	0.51	0	0.2	0	0	0.29	0	-0.06	0.07	0	0	23060.5	0
willow	52	24	2004	6.86	0	0.02	0	0	-2.04	0	8.81	0.07	0	0	23060.6	0
willow	53	24	2004	0.25	0	0.5	0	0	-0.22	0	-0.1	0.07	0	0	23061.1	0
willow	54	24	2004	0	0	0.08	0	0	-0.47	0	0.32	0.07	0	0	23061.1	0
willow	55	24	2004	0	0	0.18	0	0	-0.1	0	-0.15	0.07	0	0	23061.3	0
willow	56	24	2004	0	0	0.24	0	0	-0.16	0	-0.16	0.07	0	0	23061.6	0
willow	57	24	2004	0	0	0.12	0	0	-0.07	0	-0.13	0.07	0	0	23061.7	0
willow	58	24	2004	0	0	0.13	0	0	-0.06	0	-0.13	0.07	0	0	23061.8	0
willow	59	24	2004	0	0	0.14	0	0	-0.66	0	0.44	0.07	0	0	23062	0
willow	60	24	2004	0	0	0.04	0	0	-3.67	0	3.55	0.07	0	0	23062	0
willow	61	24	2004	0	0	0.07	0	0	-8.81	0	3.4	0.07	5.27	0	23062.1	0
willow	62	24	2004	1.02	0	-0.15	0	0	-22.41	0	19.83	0.07	3.68	0	23061.9	0
willow	63	24	2004	0	0	-0.07	0	0	-2.1	0	2.1	0.07	0	0	23061.8	0
willow	64	24	2004	1.02	0	0.6	0	0	0	0	0.34	0.07	0	0	23062.4	0
willow	65	24	2004	2.79	0	0.92	0	0	0	0	1.8	0.07	0	0	23063.4	0
willow	66	24	2004	0	0	1.56	0	0	0	0	-1.63	0.07	0	0	23064.9	0
willow	67	24	2004	0.76	0	2.14	0	0	0	0	-1.44	0.07	0	0	23067.1	0
willow	68	24	2004	0.51	0	0.53	0	0	0	0	-0.08	0.07	0	0	23067.6	-0.01
willow	69	24	2004	0	0	0.92	0	0	0	0	-0.97	0.07	0	0	23068.5	-0.01
willow	70	24	2004	0	0	1.61	0	0	0	0	-1.68	0.07	0	0	23070.1	0
willow	71	24	2004	0	0	2.28	0	0	0	0	-2.35	0.07	0	0	23072.4	0
willow	72	24	2004	2.29	0	1.91	0	0	1.17	0	-0.86	0.07	0	0	23074.3	0
willow	73	24	2004	0	0	0.97	0	0	-0.12	0	-0.92	0.07	0	0	23075.3	0
willow	74	24	2004	0.25	0	0.51	0	0	-0.02	0	-0.3	0.07	0	0	23075.8	0
willow	75	24	2004	1.27	0	1.74	0	0	-1.03	0	0.49	0.07	0	0	23077.5	0
willow	76	24	2004	6.35	0	0.98	0	0	6.21	0	-0.91	0.07	0	0	23078.5	0
willow	77	24	2004	1.52	0	0	0	0	1.61	0	-0.15	0.07	0	0	23078.5	0
willow	78	24	2004	1.02	0	0.07	0	0	1.04	0	-0.16	0.07	0	0	23078.6	0
willow	79	24	2004	0	0	0.09	0	0	-0.35	0	0.19	0.07	0	0	23078.7	0
willow	80	24	2004	5.84	0	0.18	0	0	4.63	0	0.97	0.07	0	0	23078.9	0
willow	81	24	2004	0.51	0	0.37	0	0	-1.65	0	1.73	0.07	0	0	23079.2	0
willow	82	24	2004	0	0	0.56	0	0	-0.28	0	-0.35	0.07	0	0	23079.8	0
willow	83	24	2004	0.25	0	0.57	0	0	-0.23	0	-0.15	0.07	0	0	23080.3	0
willow	84	24	2004	0.76	0	-0.03	0	0	-9.59	0	1.95	0.07	8.37	0	23080.3	0
willow	85	24	2004	0.51	0	-0.4	0	0	-1.38	0	1.34	0.07	0.88	0	23079.9	0
willow	86	24	2004	15.75	0	1.73	0	0	0	0	13.95	0.07	0	0	23081.6	0
willow	87	24	2004	6.86	0	1.34	0	0	0	0	5.45	0.07	0	0	23083	0
willow	88	24	2004	0	0	4.16	0	0	0	0	-4.22	0.07	0	0	23087.1	0
willow	89	24	2004	0	0	6.81	0	0	0	0	-6.87	0.07	0	0	23093.9	0
willow	90	24	2004	0	0	5.64	0	0	0	0	-5.7	0.07	0	0	23099.6	0
willow	91	24	2004	0.76	0	2.33	0	0	0	0	-1.64	0.07	0	0	23101.9	0
willow	92	24	2004	8.64	0	0.98	0.01	0	0	0	7.59	0.06	0	0	23102.9	0
willow	93	24	2004	2.29	0	1.37	0.04	0	0	0	0.85	0.06	0	0	23104.3	0.01
willow	94	24	2004	3.3	0	1.54	0.03	0	0	0	1.7	0.06	0	0	23105.8	0
willow	95	24	2004	2.79	0	0.83	0	0	0	0	1.91	0.06	0	0	23106.6	0
willow	96	24	2004	0.51	0	3.46	0	0	0	0	-3.43	0.06	0	0.44	23110.1	-0.02
willow	97	24	2004	0	0	3.27	0.27	0	0	0	-2.89	0.06	0	0	23113.4	-0.01
willow	98	24	2004	1.02	0	0.53	0	0.01	0	0	0.4	0.06	0	0	23113.9	0.01
willow	99	24	2004	0	0	2.78	0.47	0	0	0	-2.84	0.06	0	0	23116.7	0
willow	100	24	2004	0	0	4.26	0.71	0	0	0	-4.31	0.06	0	0	23120.9	-0.01
willow	101	24	2004	0	0	3.73	0.6	0	0	0	-3.79	0.06	0	0	23124.7	0
willow	102	24	2004	0	0	3.68	0.69	0	0	0	-3.74	0.06	0	0	23128.4	0
willow	103	24	2004	1.27	0	3.3	0.76	0	0	0	-2.1	0.06	0	0	23131.7	0
willow	104	24	2004	40.39	0	1.27	0.06	0.01	0	0	39.03	0.06	0	0	23132.9	0
willow	105	24	2004	0.76	0	1.6	0.42	0	0	0	-0.89	0.06	0	0	23134.5	-0.01
willow	106	24	2004	0	0	3.96	1.09	-0.01	0	0	-4.02	0.06	0	0	23138.5	0
willow	107	24	2004	0	0	3.77	1.49	0	0	0	-3.85	0.06	0	0	23142.3	0.01
willow	108	24	2004	0.51	0	2.83	1.83	0.01	0	0	-2.39	0.06	0	0	23145.1	-0.01
willow	109	24	2004	3.3	0	2.39	0.4	0.01	0	0	0.84	0.06	0	0	23147.5	0
willow	110	24	2004	6.1	0	4.48	2.43	0	0	0	1.57	0.06	0	0	23152	-0.01
willow	111	24	2004	0	0	3.6	1.38	-0.01	0	0	-3.65	0.06	0	0	23155.6	0
willow	112	24	2004	0.25	0	4.75	2.56	0.01	0	0	-4.55	0.06	0	0	23160.3	-0.02
willow	113	24	2004	9.65	0	3.75	1.05	0.01	0	0	5.81	0.06	0	0	23164.1	0.02
willow	114	24	2004	0.76	0	2.55	0.97	0	0	0	-1.85	0.06	0	0	23166.6	0
willow	115	24	2004	0	0	4.72	2.08	-0.01	0	0	-4.78	0.06	0	0	23171.3	0
willow	116	24	2004	8.64	0	2.89	0.58	0	0	0	5.68	0.06	0	0	23174.2	0
willow	117	24	2004	2.29	0	2.12	0.55	0.02	0	0	0.06	0.06	0	0	23176.3	0.02
willow	118	24	2004	2.29	0	3.87	1.02	-0.01	0	0	-1.64	0.06	0	0	23180.2	0
willow	119	24	2004	0	0	4.48	2.05	-0.01	0	0	-4.54	0.06	0	0	23184.7	0
willow	120	24	2004	0	0	6.67	5.08	0.01	0	0	-6.76	0.06	0	0	23191.4	0.01
willow	121	24	2004	0	0	6.87	5.03	0.01	0	0	-6.94	0.06	0	0	23198.2	0
willow	122	24	2004	5.84	0	5.94	2.85	0.02	0	0	-0.18	0.06	0	0	23204.2	0
willow	123	24	2004	20.07	0	5.48	2.23	0	0	0	14.53	0.07	0	0	23209.7	0
willow	124	24	2004	2.79	0	4.58	0.93	-0.03	0	0	-1.83	0.07	0	0	23214.2	0
willow	125	24	2004	0	0	4.17	2.2	-0.01	0	0	-4.24	0.07	0	0	23218.4	0.01
willow	126	24	2004	4.57	0	3.38	0.69	0.01	0	0	1.12	0.07	0	0	23221.8	-0.01
willow	127	24	2004	2.54	0	5.74	2.55	0	0	0	-3.26	0.07	0	0	23227.5	0
willow	128	24	2004	2.54	0	5.45	1.92	0	0	0	-2.99	0.07	0	0	23233	0.02
willow	129	24	2004	1.27	0	3.34	1.43	-0.01	0	0	-2.12	0.07	0	0	23236.3	0
willow	130	24	2004	4.83	0.09	2.45	0.12	0.03	0	0	2.17	0.07	0	0	23238.8	0.02
willow	131	24	2004	2.29	0	5.28	2.92	0.01	0	0	-2.97	0.07	0	0	23244	-0.01
willow	132	24	2004	0	0	5.93	4.32	-0.01	0	0	-5.98	0.07	0	0	23250	-0.01
willow	133	24	2004	7.87	0	4.55	1.61	0.01	0	0	3.21	0.07	0	0	23254.5	0.03
willow	134	24	2004	0	0	5.85	4.46	0.02	0	0	-5.93	0.07	0	0	23260.4	-0.01
willow	135	24	2004	16	0	6.24	2.72	0	0	0	9.71	0.07	0	0	23266.6	-0.02
willow	136	24	2004	7.62	0	3.96	0.92	-0.02	0	0	3.62	0.07	0	0	23270.6	-0.01
willow	137	24	2004	0.25	0	3.59	2.28	-0.02	0	0	-3.38	0.07	0	0	23274.2	-0.01
willow	138	24	2004	0	0	6.06	4.58	0.01	0	0	-6.13	0.07	0	0	23280.2	-0.01
willow	139	24	2004	7.11	0	6.19	2.88	0.02	0	0	0.84	0.07	0	0	23286.4	0
willow	140	24	2004	0	0	5.96	4.15	-0.03	0	0	-5.99	0.07	0	0	23292.4	-0.01
willow	141	24	2004	0.76	0	5.68	4.12	0.01	0	0	-4.99	0.07	0	0	23298.1	-0.01
willow	142	24	2004	0.51	0	4.28	2.97	0.01	0	0	-3.85	0.07	0	0	23302.3	-0.01
willow	143	24	2004	2.54	0	3.02	0.73	0	0	0	-0.54	0.07	0	0	23305.4	-0.01
willow	144	24	2004	20.32	0	3.58	0.43	0.01	0	0	16.67	0.07	0	0	23308.9	0

Attachment D-1
Honeywell
Wastebeds 9-15 SWSR Pre-Design Investigation
SHAW Output Data

RUN	DAY	HR	YR	PRECIP	precip INTRCP	ET	TRANSP	CANOPY chg in storage	SNOW chg in storage	RESIDUE chg in storage	SOIL chg in storage	PERC	RUNOFF	PONDED	Etcum	ERROR
willow	145	24	2004	50.29	0	6.24	2.78	0	0	0	43.99	0.07	0	0	23315.2	-0.01
willow	146	24	2004	0.51	0	2.62	1.51	-0.02	0	0	-2.17	0.07	0	0	23317.8	0
willow	147	24	2004	0.51	0	3.54	2.58	0.01	0	0	-3.12	0.07	0	0	23321.3	0
willow	148	24	2004	6.86	0	6.18	2.31	0	0	0	0.59	0.07	0	0	23327.5	0.02
willow	149	24	2004	20.83	0	5.47	1.36	-0.01	0	0	15.29	0.08	0	0	23333	0
willow	150	24	2004	0	0	6.63	4.5	-0.02	0	0	-6.67	0.08	0	0	23339.6	-0.01
willow	151	24	2004	0	0	5.82	4.73	0.01	0	0	-5.89	0.08	0	0	23345.4	-0.01
willow	152	24	2004	9.4	0	4.7	1.17	0.01	0	0	4.62	0.08	0	0	23350.2	-0.01
willow	153	24	2004	20.07	0	6.28	2.39	0.01	0	0	13.71	0.08	0	0	23356.4	-0.01
willow	154	24	2004	0.51	0	2.37	1.47	0	0	0	-1.93	0.08	0	0	23358.8	-0.01
willow	155	24	2004	0	0	5.73	4.35	-0.01	0	0	-5.79	0.08	0	0	23364.5	-0.01
willow	156	24	2004	0	0	5.51	4.5	0	0	0	-5.58	0.08	0	0	23370	-0.01
willow	157	24	2004	0	0	5.68	4.72	0	0	0	-5.76	0.08	0	0	23375.7	0
willow	158	24	2004	0	0	4.19	3.5	0.01	0	0	-4.27	0.08	0	0	23379.9	-0.01
willow	159	24	2004	0	0	5.74	4.96	0.01	0	0	-5.82	0.08	0	0	23385.7	-0.02
willow	160	24	2004	0	0	7.26	6.38	0	0	0	-7.33	0.08	0	0	23392.9	-0.01
willow	161	24	2004	0	0	7.8	7.13	0.02	0	0	-7.9	0.08	0	0	23400.7	0
willow	162	24	2004	2.54	0	4.51	1.62	-0.03	0	0	-2.01	0.08	0	0	23405.2	-0.01
willow	163	24	2004	0	0	6.28	4.89	-0.02	0	0	-6.33	0.08	0	0	23411.5	-0.02
willow	164	24	2004	0	0	5.76	4.99	0	0	0	-5.86	0.08	0	0	23417.3	0.01
willow	165	24	2004	6.86	0	6.84	2.95	0.01	0	0	-0.07	0.08	0	0	23424.1	-0.01
willow	166	24	2004	2.03	0	7.24	5.03	0.02	0	0	-5.31	0.08	0	0	23431.4	0
willow	167	24	2004	7.11	0	8.01	3.54	0	0	0	-0.98	0.08	0	0	23439.4	-0.01
willow	168	24	2004	0	0	5.95	5.09	-0.01	0	0	-6.02	0.09	0	0	23445.3	0
willow	169	24	2004	3.81	0.72	2.89	0.27	0.02	0	0	0.12	0.09	0	0	23448.2	-0.01
willow	170	24	2004	0	0	3.63	2.66	0	0	0	-2.99	0.09	0	0	23451.8	-0.01
willow	171	24	2004	0.25	0	5.45	4.16	-0.03	0	0	-5.25	0.09	0	0	23457.3	-0.01
willow	172	24	2004	0	0	6.16	4.68	-0.01	0	0	-6.23	0.09	0	0	23463.4	-0.01
willow	173	24	2004	0	0	6.05	4.99	0	0	0	-6.12	0.09	0	0	23469.5	-0.01
willow	174	24	2004	5.59	0	4.78	0.99	0.03	0	0	0.68	0.09	0	0	23474.3	0.01
willow	175	24	2004	0	0	5.9	4.46	-0.02	0	0	-5.97	0.09	0	0	23480.2	-0.01
willow	176	24	2004	1.02	0	5.88	4.04	0	0	0	-4.95	0.09	0	0	23486	0
willow	177	24	2004	1.02	0	2.93	1.5	-0.01	0	0	-1.99	0.09	0	0	23489	-0.01
willow	178	24	2004	10.16	0	6.2	1.71	0	0	0	3.87	0.09	0	0	23495.2	0
willow	179	24	2004	0	0	4.99	3.99	-0.01	0	0	-5.06	0.09	0	0	23500.2	-0.02
willow	180	24	2004	0	0	2.34	2.09	0.01	0	0	-2.42	0.09	0	0	23502.5	-0.02
willow	181	24	2004	1.02	0	3.84	2.37	0.01	0	0	-2.92	0.09	0	0	23506.3	-0.01
willow	182	24	2004	0	0	3.91	2.85	0	0	0	-3.99	0.09	0	0	23510.3	-0.01
willow	183	24	2004	0	0	3.08	2.51	0.01	0	0	-3.18	0.1	0	0	23513.3	-0.01
willow	184	24	2004	0	0	3.43	2.09	-0.01	0	0	-3.51	0.1	0	0	23516.8	-0.01
willow	185	24	2004	0	0	3.04	1.96	0	0	0	-3.13	0.1	0	0	23519.8	-0.01
willow	186	24	2004	0.76	0	2.35	1.28	0.01	0	0	-1.69	0.1	0	0	23522.2	-0.01
willow	187	24	2004	0	0	1.56	1.29	0	0	0	-1.66	0.1	0	0	23523.7	0
willow	188	24	2004	1.02	0	2.48	0.88	-0.01	0	0	-1.55	0.1	0	0	23526.2	-0.01
willow	189	24	2004	19.05	0	4.33	0.42	0.01	0	0	14.61	0.1	0	0	23530.5	-0.01
willow	190	24	2004	15.75	0.41	3.86	0.26	0	0	0	11.37	0.1	0	0	23534.4	0
willow	191	24	2004	0	0	4.01	3.01	-0.02	0	0	-3.66	0.1	0	0	23538.4	-0.02
willow	192	24	2004	0	0	5.68	4.92	0.01	0	0	-5.78	0.1	0	0	23544.1	-0.01
willow	193	24	2004	0	0	5.1	4.49	0.01	0	0	-5.2	0.1	0	0	23549.2	-0.01
willow	194	24	2004	2.54	0	3.33	0.98	0	0	0	-0.89	0.1	0	0	23552.5	-0.01
willow	195	24	2004	0	0	2.85	2.51	0	0	0	-2.94	0.1	0	0	23555.4	-0.01
willow	196	24	2004	27.18	1.06	3.18	0.16	0	0	0	22.84	0.1	0	0	23558.5	-0.01
willow	197	24	2004	0	0	4.33	2.94	-0.01	0	0	-3.35	0.1	0	0	23562.9	-0.02
willow	198	24	2004	7.37	0	6.52	2.24	0.01	0	0	0.75	0.11	0	0	23569.4	-0.01
willow	199	24	2004	8.64	0	5.65	1.51	0	0	0	2.8	0.11	0	0	23575.1	0.07
willow	200	24	2004	1.78	0	3.33	1.52	0	0	0	-1.64	0.11	0	0	23578.4	-0.01
willow	201	24	2004	0	0	4.46	4.11	0	0	0	-4.54	0.11	0	0	23582.8	-0.02
willow	202	24	2004	0	0	6.13	5.37	0	0	0	-6.23	0.11	0	0	23589	-0.01
willow	203	24	2004	0	0	5.94	5.27	0.01	0	0	-6.04	0.11	0	0	23594.9	-0.02
willow	204	24	2004	9.14	0	7.32	3.06	0.01	0	0	1.72	0.11	0	0	23602.2	-0.01
willow	205	24	2004	0.76	0	3.31	2.18	-0.02	0	0	-2.62	0.11	0	0	23605.5	-0.01
willow	206	24	2004	0	0	5.59	4.38	-0.03	0	0	-5.65	0.11	0	0	23611.1	-0.02
willow	207	24	2004	0	0	3.3	2.93	0.01	0	0	-3.42	0.11	0	0	23614.4	0
willow	208	24	2004	6.1	2.68	1.46	0.13	0.02	0	0	1.81	0.11	0	0	23615.9	0.01
willow	209	24	2004	68.33	2.29	1.94	0	0	0	0	66.68	0.11	0	0	23617.8	-0.02
willow	210	24	2004	2.79	0	4.56	0.03	0	0	0	0.43	0.11	0	0	23622.4	-0.01
willow	211	24	2004	0	0	4.74	4.44	0	0	0	-4.85	0.11	0	0	23627.1	-0.01
willow	212	24	2004	0	0	4.54	4.38	0.01	0	0	-4.64	0.11	0	0	23631.7	-0.02
willow	213	24	2004	5.33	0	5.87	1.82	0.01	0	0	-0.66	0.11	0	0	23637.5	0.01
willow	214	24	2004	0	0	5.73	5.04	-0.01	0	0	-5.8	0.11	0	0	23643.3	-0.02
willow	215	24	2004	0	0	5.99	5.42	-0.01	0	0	-6.07	0.11	0	0	23649.2	-0.02
willow	216	24	2004	0	0	5.69	5.21	0.01	0	0	-5.8	0.11	0	0	23654.9	-0.01
willow	217	24	2004	0	0	2.45	2.2	0	0	0	-2.55	0.11	0	0	23657.4	-0.01
willow	218	24	2004	0	0	5.84	4.65	-0.03	0	0	-5.92	0.11	0	0	23663.2	-0.01
willow	219	24	2004	0	0	3.81	3.13	-0.01	0	0	-3.91	0.11	0	0	23667	-0.01
willow	220	24	2004	0	0	4.2	3.64	0	0	0	-4.32	0.11	0	0	23671.2	0
willow	221	24	2004	0.25	0	5.47	4.61	0.01	0	0	-5.33	0.11	0	0	23676.7	-0.01
willow	222	24	2004	0	0	5.53	4.82	0	0	0	-5.63	0.11	0	0	23682.2	-0.02
willow	223	24	2004	3.81	0	5.77	2.39	0.01	0	0	-2.09	0.11	0	0	23688	0
willow	224	24	2004	0.51	0	5.24	4.12	0	0	0	-4.82	0.11	0	0	23693.2	-0.02
willow	225	24	2004	4.83	2.48	1.62	0.15	0	0	0	0.61	0.11	0	0	23694.9	-0.01
willow	226	24	2004	15.75	0.73	3.53	0	0	0	0	13.86	0.11	0	0	23698.4	-0.01
willow	227	24	2004	0	0	4.71	3.4	-0.01	0	0	-4.07	0.11	0	0	23703.1	-0.02
willow	228	24	2004	0	0	3.97	3.6	0	0	0	-4.06	0.11	0	0	23707.1	-0.02
willow	229	24	2004	0	0	2.55	2.32	0	0	0	-2.65	0.11	0	0	23709.6	-0.02
willow	230	24	2004	0	0	4.87	4.23	0	0	0	-4.96	0.11	0	0	23714.5	-0.03
willow	231	24	2004	0	0	5.01	4.49	0.01	0	0	-5.12	0.11	0	0	23719.5	-0.01
willow	232	24	2004	8.38	0	4.86	0.99	0.01	0	0	3.41	0.11	0	0	23724.4	0
willow	233	24	2004	2.29	0	3.24	1.15	0	0	0	-1.11	0.11	0	0	23727.6	0.04
willow	234	24	2004	25.4	0	4.93	0.68	-0.02	0	0	20.39	0.11	0	0	23732.5	-0.01
willow	235	24	2004	0	0	4.94	4.23	0	0	0	-5.04	0.11	0	0	23737.5	-0.01
willow	236	24	2004	0	0	3.96	3.67	0.01	0	0	-4.07	0.11	0	0	23741.4	-0.01
willow	237	24	2004	0	0	4.96	4.23	-0.01	0	0	-5.04	0.11	0	0	23746.4	-0.03
willow	238	24	2004	0	0	4.7	4.34	0.02	0	0	-4.82	0.11	0	0	23751.1	-0.01
willow	239	24	2004	0	0	5.2	4.75	0	0	0	-5.33	0.11	0	0	23756.3	0.01
willow	240	24	2004	12.95	0	6.53	2.75	0.02	0	0	6.29	0.11	0	0	23762.8	0
willow	241	24	2004	8.64	0	5.4	1.49	0.01	0	0	3.12	0.11	0	0	23768.2	-0.01
willow	242	24	2004	19.05	0	5.58	1.67	0	0	0	13.37	0.11	0	0	23773.8	-0.02
willow	243	24	2004	26.16	2.66	1.16	0.08	-0.01	0	0	22.26	0.11	0	0	23775	-0.01
willow	244	24	2004	1.27	0	6.79	2.11	-0.02	0	0	-2.95	0.11	0	0	23781.8	-0.02
willow	245	24	2004	0	0	4.47	3.68	0	0	0	-4.56	0.11	0	0	23786.2	-0.01
willow	246	24	2004	0	0	4.33	3.7	-0.01	0	0	-4.41	0.11	0	0	23790.6	-0.03
willow	247	24	2004	0	0	5.03	4.47	0.01	0	0	-5.13	0.11	0	0	23795.6	-0.02

Attachment D-1
Honeywell
Wastebeds 9-15 SWSR Pre-Design Investigation
SHAW Output Data

RUN	DAY	HR	YR	PRECIP	precip INTRCP	ET	TRANSP	CANOPY chg in storage	SNOW chg in storage	RESIDUE chg in storage	SOIL chg in storage	PERC	RUNOFF	PONDED	Etcum	ERROR
willow	248	24	2004	0	0	4.35	3.87	0.01	0	0	-4.46	0.11	0	0	23800	-0.02
willow	249	24	2004	0	0	4.41	3.82	0	0	0	-4.51	0.11	0	0	23804.4	-0.01
willow	250	24	2004	0	0	5.19	4.49	-0.01	0	0	-5.27	0.11	0	0	23809.6	-0.02
willow	251	24	2004	0	0	3.79	3.49	0.01	0	0	-3.92	0.11	0	0	23813.4	0
willow	252	24	2004	13.21	0.87	2.81	0.14	0	0	0	9.42	0.11	0	0	23816.2	-0.01
willow	253	24	2004	41.66	0	5.53	1.8	0	0	0	36.89	0.11	0	0	23821.7	0
willow	254	24	2004	0.25	0	4.36	3.17	-0.02	0	0	-4.2	0.11	0	0	23826.1	0
willow	255	24	2004	0	0	4.02	3.46	0	0	0	-4.1	0.11	0	0	23830.1	-0.03
willow	256	24	2004	0	0	4.25	3.64	0.01	0	0	-4.36	0.11	0	0	23834.3	-0.01
willow	257	24	2004	0	0	3.77	3.09	0	0	0	-3.86	0.11	0	0	23838.1	-0.02
willow	258	24	2004	0	0	4.12	3.51	0	0	0	-4.22	0.11	0	0	23842.2	-0.01
willow	259	24	2004	0	0	4.28	3.74	0.01	0	0	-4.4	0.11	0	0	23846.5	0
willow	260	24	2004	0	0	4.28	3.65	0	0	0	-4.38	0.11	0	0	23850.8	-0.01
willow	261	24	2004	14.48	0.62	2.74	0.11	-0.01	0	0	11.01	0.11	0	0	23853.5	0.01
willow	262	24	2004	11.68	0	5.65	0.99	-0.02	0	0	6.58	0.11	0	0	23859.2	-0.01
willow	263	24	2004	0	0	3.67	2.58	-0.01	0	0	-3.76	0.11	0	0	23862.8	-0.01
willow	264	24	2004	0	0	2.71	2.44	0.01	0	0	-2.84	0.11	0	0	23865.5	0.02
willow	265	24	2004	0	0	2.59	2.38	0.01	0	0	-2.71	0.11	0	0	23868.1	0
willow	266	24	2004	0	0	4.36	3.82	0	0	0	-4.47	0.11	0	0	23872.5	-0.01
willow	267	24	2004	0	0	3.24	2.91	0.02	0	0	-3.35	0.11	0	0	23875.7	-0.01
willow	268	24	2004	0.25	0	3.35	2.74	0	0	0	-3.18	0.11	0	0	23879.1	-0.03
willow	269	24	2004	0	0	2.57	2.31	0	0	0	-2.68	0.11	0	0	23881.7	-0.01
willow	270	24	2004	0	0	3.76	2.87	-0.02	0	0	-3.85	0.11	0	0	23885.4	-0.01
willow	271	24	2004	0	0	3.45	2.82	0	0	0	-3.54	0.11	0	0	23888.9	-0.01
willow	272	24	2004	0	0	1.55	1.35	0.01	0	0	-1.67	0.11	0	0	23890.4	0
willow	273	24	2004	0	0	3.31	2.37	-0.02	0	0	-3.39	0.11	0	0	23893.7	-0.01
willow	274	24	2004	0.76	0	1.17	0.4	0	0	0	-0.51	0.11	0	0	23894.9	0
willow	275	24	2004	0	0	3.19	2.52	0	0	0	-3.27	0.11	0	0	23898.1	-0.02
willow	276	24	2004	5.33	0	3.02	0.53	0.01	0	0	2.21	0.11	0	0	23901.1	-0.01
willow	277	24	2004	0	0	3.1	2.18	-0.02	0	0	-3.18	0.11	0	0	23904.2	-0.01
willow	278	24	2004	0	0	2.94	2.28	0	0	0	-3.04	0.11	0	0	23907.2	-0.01
willow	279	24	2004	0	0	2.24	1.48	-0.01	0	0	-2.34	0.11	0	0	23909.4	0
willow	280	24	2004	0	0	2.92	2.08	0	0	0	-3.02	0.1	0	0	23912.3	0
willow	281	24	2004	0	0	2.71	2.06	0.01	0	0	-2.81	0.1	0	0	23915	-0.01
willow	282	24	2004	0	0	2.9	2.31	0	0	0	-3	0.1	0	0	23917.9	-0.01
willow	283	24	2004	0	0	2.43	1.85	0	0	0	-2.53	0.1	0	0	23920.3	0
willow	284	24	2004	1.27	0	1.76	0.37	-0.01	0	0	-0.58	0.1	0	0	23922.1	0
willow	285	24	2004	0	0	1.43	0.77	-0.01	0	0	-1.52	0.1	0	0	23923.5	0
willow	286	24	2004	0	0	1.9	1.11	0	0	0	-2.01	0.1	0	0	23925.4	0
willow	287	24	2004	0	0	1.99	1.26	0	0	0	-2.1	0.1	0	0	23927.4	0
willow	288	24	2004	0.25	0	2.01	1.22	0	0	0	-1.86	0.1	0	0	23929.4	0
willow	289	24	2004	17.78	0	1.84	0.3	0.01	0	0	15.82	0.1	0	0	23931.3	0.01
willow	290	24	2004	1.27	0	2.1	0.59	-0.01	0	0	-0.91	0.1	0	0	23933.4	-0.01
willow	291	24	2004	5.33	0	2.33	0.23	-0.01	0	0	2.95	0.1	0	0	23935.7	-0.04
willow	292	24	2004	2.54	0	1.7	0.1	0	0	0	0.73	0.1	0	0	23937.4	0.01
willow	293	24	2004	4.06	0	1.38	0.04	0	0	0	2.58	0.1	0	0	23938.8	0
willow	294	24	2004	5.59	0	1.52	0.16	0	0	0	3.98	0.1	0	0	23940.3	-0.01
willow	295	24	2004	8.64	0.2	0.99	0.02	0	0	0	7.34	0.1	0	0	23941.3	0
willow	296	24	2004	0	0	1.93	0.46	0	0	0	-1.82	0.1	0	0	23943.2	0
willow	297	24	2004	0	0	1.94	0.51	0	0	0	-2.01	0.1	0	0	23945.2	-0.02
willow	298	24	2004	0	0	1.62	0.42	0	0	0	-1.72	0.1	0	0	23946.8	0
willow	299	24	2004	0.25	0	0.56	0.15	0.01	0	0	-0.42	0.1	0	0	23947.3	0.02
willow	300	24	2004	0	0	0.88	0.27	0	0	0	-1	0.1	0	0	23948.2	0.02
willow	301	24	2004	0	0	1.2	0.21	0	0	0	-1.28	0.1	0	0	23949.4	0
willow	302	24	2004	0	0	1.75	0.2	-0.01	0	0	-1.83	0.1	0	0	23951.1	-0.01
willow	303	24	2004	0.25	0	1.44	0.15	0	0	0	-1.29	0.1	0	0	23952.6	-0.01
willow	304	24	2004	4.83	0	0.63	0.07	0.02	0	0	4.07	0.1	0	0	23953.2	0.01
willow	305	24	2004	0.25	0	3.06	0	0	0	0	-2.91	0.1	0	0	23956.3	0
willow	306	24	2004	3.3	0	1.44	0	0	0	0	1.77	0.1	0	0	23957.7	0
willow	307	24	2004	8.38	0	0.64	0	0	0	0	7.65	0.1	0	0	23958.4	0
willow	308	24	2004	1.27	0	1.37	0	0	0	0	-0.2	0.1	0	0	23959.7	0
willow	309	24	2004	9.91	0	1.34	0	0	0	0	8.47	0.1	0	0	23961.1	0
willow	310	24	2004	9.14	0	2.99	0	0	0	0	6.06	0.1	0	0	23964.1	0
willow	311	24	2004	0	0	3.09	0	0	0	0	-3.19	0.1	0	0	23967.1	0
willow	312	24	2004	0	0	2.6	0	0	0	0	-2.69	0.1	0	0	23969.7	0
willow	313	24	2004	1.78	0	1.61	0	0	0	0	0.07	0.09	0	0	23971.3	0
willow	314	24	2004	0.25	0	1.15	0	0	0	0	-1.24	0.09	0	0.25	23972.5	0
willow	315	24	2004	0	0	1.05	0	0	0	0	-0.89	0.09	0	0	23973.5	0
willow	316	24	2004	0	0	1.14	0	0	0	0	-1.24	0.09	0	0	23974.7	0
willow	317	24	2004	0	0	1.15	0	0	0	0	-1.25	0.09	0	0	23975.8	0
willow	318	24	2004	0	0	1.45	0	0	0	0	-1.55	0.09	0	0	23977.3	0
willow	319	24	2004	0	0	0.83	0	0	0	0	-0.92	0.09	0	0	23978.1	0
willow	320	24	2004	0	0	1.34	0	0	0	0	-1.43	0.09	0	0	23979.5	0
willow	321	24	2004	0	0	0.82	0	0	0	0	-0.91	0.09	0	0	23980.3	0
willow	322	24	2004	0	0	0.44	0	0	0	0	-0.53	0.09	0	0	23980.7	0
willow	323	24	2004	1.78	0	0.11	0	0	0	0	1.58	0.09	0	0	23980.8	0
willow	324	24	2004	0	0	0.72	0	0	0	0	-0.81	0.09	0	0	23981.5	0
willow	325	24	2004	2.79	0	0.68	0	0	0	0	2.02	0.09	0	0	23982.2	0
willow	326	24	2004	1.27	0	0.53	0	0	0	0	0.65	0.09	0	0	23982.8	0
willow	327	24	2004	0	0	0.94	0	0	0	0	-1.04	0.09	0	0	23983.7	0
willow	328	24	2004	0	0	1.2	0	0	0	0	-1.29	0.09	0	0	23984.9	0
willow	329	24	2004	10.92	0	0.52	0	0	0	0	10.31	0.09	0	0	23985.4	0
willow	330	24	2004	3.3	0	2.37	0	0	0	0	0.84	0.09	0	0	23987.8	0
willow	331	24	2004	1.02	0	0.45	0	0	1.1	0	-0.63	0.09	0	0	23988.3	0
willow	332	24	2004	0	0	1.01	0	0	-1.1	0	0.01	0.09	0	0	23989.3	0
willow	333	24	2004	16	0	1.89	0	0	0	0	14.03	0.09	0	0	23991.2	-0.01
willow	334	24	2004	0	0	1.14	0	0	0	0	-1.23	0.09	0	0	23992.3	0
willow	335	24	2004	0	0	0.83	0	0	0	0	-0.92	0.09	0	0	23993.1	0
willow	336	24	2004	26.67	0	1.81	0	0	0	0	24.76	0.09	0	0	23994.9	0
willow	337	24	2004	0.51	0	1.03	0	0	0	0	-0.61	0.09	0	0	23996	0
willow	338	24	2004	2.03	0	0.84	0	0	1.76	0	-0.66	0.09	0	0	23996.8	0
willow	339	24	2004	0	0	0.28	0	0	0.31	0	-0.68	0.09	0	0	23997.1	0
willow	340	24	2004	0.51	0	0.97	0	0	-2.06	0	1.52	0.09	0	0	23998.1	0
willow	341	24	2004	1.78	0	0.73	0	0	1.7	0	-0.74	0.09	0	0	23998.8	0
willow	342	24	2004	12.45	0	-0.06	0	0	-1.7	0	13.77	0.09	0.35	0	23998.7	0
willow	343	24	2004	0.25	0	1.08	0	0	0	0	-0.91	0.09	0	0	23999.8	0
willow	344	24	2004	0.25	0	0.78	0	0	0	0	-0.62	0.09	0	0	24000.6	0
willow	345	24	2004	24.64	0	0.37	0	0	0	0	24.19	0.08	0	0	24001	0
willow	346	24	2004	7.11	0	0.27	0	0	0	0	6.76	0.08	0	0	24001.2	0
willow	347	24	2004	1.78	0	0.98	0	0	0	0	0.71	0.08	0	0	24002.2	0
willow	348	24	2004	0	0	1.12	0	0	0	0	-1.21	0.08	0	0	24003.3	0
willow	349	24	2004	1.78	0	0.82	0	0	1.98	0	-1.1	0.08	0	0	24004.2	0
willow	350	24	2004	0	0	-0.01	0	0	0.36	0	-0.43	0.08	0	0	24004.1	0

Attachment D-1
Honeywell
Wastebeds 9-15 SWSR Pre-Design Investigation
SHAW Output Data

RUN	DAY	HR	YR	PRECIP	precip INTRCP	ET	TRANSP	CANOPY chg in storage	SNOW chg in storage	RESIDUE chg in storage	SOIL chg in storage	PERC	RUNOFF	PONDED	Etcum	ERROR
willow	351	24	2004	0	0	0.22	0	0	0.01	0	-0.32	0.08	0	0	24004.4	0
willow	352	24	2004	0.25	0	0.38	0	0	0.07	0	-0.29	0.08	0	0	24004.7	0
willow	353	24	2004	0	0	0.16	0	0	0.12	0	-0.36	0.08	0	0	24004.9	0
willow	354	24	2004	0.51	0	0.35	0	0	0.36	0	-0.28	0.08	0	0	24005.3	0
willow	355	24	2004	0.25	0	0.07	0	0	0.42	0	-0.32	0.08	0	0	24005.3	0
willow	356	24	2004	0	0	0.22	0	0	-0.07	0	-0.24	0.08	0	0	24005.6	0
willow	357	24	2004	1.27	0	0	0	0	1.34	0	-0.16	0.08	0	0	24005.6	0
willow	358	24	2004	3.81	0	-0.4	0	0	-4.6	0	8.74	0.08	0	0	24005.1	0
willow	359	24	2004	0	0	2.68	0	0	0	0	-2.76	0.08	0	0	24007.8	0
willow	360	24	2004	0	0	1.23	0	0	0	0	-1.31	0.08	0	0	24009.1	0
willow	361	24	2004	0	0	1.02	0	0	0	0	-1.11	0.08	0	0	24010.1	0
willow	362	24	2004	0	0	1.16	0	0	0	0	-1.24	0.08	0	0	24011.3	0
willow	363	24	2004	0.25	0	0.9	0	0	0	0	-0.72	0.08	0	0	24012.1	0
willow	364	24	2004	0.25	0	0.15	0	0	0	0	0.03	0.08	0	0	24012.3	0
willow	365	24	2004	0	0	0.05	0	0	0	0	-0.13	0.08	0	0	24012.3	0
willow	366	24	2004	7.37	0	0.74	0	0	0	0	6.54	0.08	0	0	24013.1	0
willow	1	24	2005	0	0	1.66	0	0	0	0	-1.74	0.08	0	0	24014.8	0
willow	2	24	2005	3.56	0	0.84	0	0	0	0	2.63	0.08	0	0	24015.6	0
willow	3	24	2005	2.54	0	0.26	0	0	0	0	2.2	0.08	0	0	24015.9	0
willow	4	24	2005	5.33	0	0.34	0	0	0	0	4.92	0.08	0	0	24016.2	0
willow	5	24	2005	0	0	1.62	0	0	0	0	-1.69	0.08	0	0	24017.8	0
willow	6	24	2005	12.19	0	0.4	0	0	11.88	0	-0.16	0.08	0	0	24018.2	0
willow	7	24	2005	0	0	0.22	0	0	-0.11	0	-0.18	0.08	0	0	24018.4	0
willow	8	24	2005	6.1	0	0.08	0	0	6.09	0	-0.14	0.08	0	0	24018.5	0
willow	9	24	2005	0	0	0.06	0	0	-0.01	0	-0.12	0.08	0	0	24018.6	0
willow	10	24	2005	0.51	0	0.4	0	0	-1.48	0	1.51	0.08	0	0	24019	0
willow	11	24	2005	0.25	0	0.32	0	0	0.02	0	-0.17	0.08	0	0	24019.3	0
willow	12	24	2005	7.87	0	0.02	0	0	-3.47	0	11.25	0.08	0	0	24019.3	0
willow	13	24	2005	0	0	-1.16	0	0	-12.9	0	13.97	0.08	0	0	24018.2	0.01
willow	14	24	2005	19.3	0	2.57	0	0	0	0	16.66	0.08	0	0	24020.7	0
willow	15	24	2005	0	0	2.88	0	0	0	0	-2.96	0.08	0	0	24023.6	0
willow	16	24	2005	0.51	0	0.1	0	0	0.88	0	-0.55	0.08	0	0	24023.7	0
willow	17	24	2005	0.25	0	0.08	0	0	0.69	0	-0.59	0.08	0	0	24023.8	0
willow	18	24	2005	1.27	0	0.01	0	0	1.59	0	-0.41	0.08	0	0	24023.8	0
willow	19	24	2005	0.51	0	0.16	0	0	0.62	0	-0.35	0.08	0	0	24023.9	0
willow	20	24	2005	1.27	0	-0.04	0	0	1.55	0	-0.31	0.08	0	0	24023.9	0
willow	21	24	2005	0	0	0	0	0	0.32	0	-0.39	0.08	0	0	24023.9	0
willow	22	24	2005	2.54	0	0.09	0	0	2.69	0	-0.31	0.08	0	0	24024	0
willow	23	24	2005	1.27	0	-0.02	0	0	1.43	0	-0.22	0.08	0	0	24024	0
willow	24	24	2005	0.25	0	0	0	0	0.37	0	-0.2	0.08	0	0	24024	0
willow	25	24	2005	0.25	0	-0.01	0	0	0.38	0	-0.19	0.08	0	0	24023.9	0
willow	26	24	2005	4.06	0	0.01	0	0	4.16	0	-0.18	0.08	0	0	24024	0
willow	27	24	2005	0	0	0.01	0	0	0.09	0	-0.18	0.08	0	0	24024	0
willow	28	24	2005	0	0	-0.01	0	0	0.14	0	-0.21	0.08	0	0	24024	0
willow	29	24	2005	0	0	0.04	0	0	0.08	0	-0.2	0.08	0	0	24024	0
willow	30	24	2005	0	0	-0.01	0	0	0.12	0	-0.18	0.08	0	0	24024	0
willow	31	24	2005	0	0	0	0	0	0.16	0	-0.23	0.08	0	0	24024	0
willow	32	24	2005	0	0	0	0	0	0.18	0	-0.25	0.08	0	0	24024	0
willow	33	24	2005	0	0	0.01	0	0	0.17	0	-0.25	0.08	0	0	24024	0
willow	34	24	2005	0	0	0.12	0	0	-0.04	0	-0.16	0.08	0	0	24024.1	0
willow	35	24	2005	0	0	-0.01	0	0	0.07	0	-0.13	0.08	0	0	24024.1	0
willow	36	24	2005	0	0	-0.01	0	0	0.11	0	-0.18	0.08	0	0	24024.1	0
willow	37	24	2005	0	0	0	0	0	-0.23	0	0.15	0.08	0	0	24024.1	0
willow	38	24	2005	0	0	0.1	0	0	-2.26	0	2.08	0.08	0	0	24024.2	0
willow	39	24	2005	7.11	0	-0.08	0	0	-4.9	0	8.18	0.08	3.82	0	24024.1	0
willow	40	24	2005	5.33	0	-0.01	0	0	-3.13	0	0.53	0.08	7.87	0	24024.1	0
willow	41	24	2005	2.29	0	0.47	0	0	2.02	0	-0.28	0.08	0	0	24024.6	0
willow	42	24	2005	0	0	0.51	0	0	-0.26	0	-0.34	0.08	0	0	24025.1	0
willow	43	24	2005	2.79	0	0.18	0	0	2.67	0	-0.14	0.08	0	0	24025.3	0
willow	44	24	2005	0	0	0.12	0	0	0.08	0	-0.29	0.08	0	0	24025.4	0
willow	45	24	2005	3.3	0	0.68	0	0	2.1	0	-0.14	0.08	0.57	0	24026.1	0
willow	46	24	2005	0.51	0	-0.12	0	0	-6.17	0	-0.07	0.08	6.78	0	24026	0
willow	47	24	2005	3.81	0	0.13	0	0	-3.43	0	-0.07	0.08	7.1	0	24026.1	0
willow	48	24	2005	1.02	0	0.45	0	0	0.92	0	-0.44	0.08	0	0	24026.5	0
willow	49	24	2005	0.51	0	0.47	0	0	0.4	0	-0.45	0.08	0	0	24027	0
willow	50	24	2005	0.25	0	0.19	0	0	0.35	0	-0.37	0.08	0	0	24027.2	0
willow	51	24	2005	0.76	0	0.12	0	0	0.86	0	-0.31	0.08	0	0	24027.3	0
willow	52	24	2005	3.3	0	0.05	0	0	3.31	0	-0.14	0.08	0	0	24027.4	0
willow	53	24	2005	2.79	0	0.01	0	0	2.78	0	-0.08	0.09	0	0	24027.4	0
willow	54	24	2005	0.25	0	0.12	0	0	0.25	0	-0.2	0.09	0	0	24027.5	0
willow	55	24	2005	0.51	0	0.03	0	0	0.66	0	-0.27	0.09	0	0	24027.5	0
willow	56	24	2005	0.25	0	0.02	0	0	0.39	0	-0.24	0.09	0	0	24027.5	0
willow	57	24	2005	2.03	0	0.11	0	0	1.99	0	-0.15	0.09	0	0	24027.6	0
willow	58	24	2005	0.51	0	0.04	0	0	0.57	0	-0.19	0.09	0	0	24027.7	0
willow	59	24	2005	0.51	0	0.56	0	0	0.02	0	-0.15	0.09	0	0	24028.3	0
willow	60	24	2005	5.84	0	0.06	0	0	5.81	0	-0.12	0.09	0	0	24028.3	0
willow	61	24	2005	0.76	0	0.2	0	0	0.59	0	-0.12	0.09	0	0	24028.5	0
willow	62	24	2005	0	0	0.44	0	0	-0.35	0	-0.17	0.09	0	0	24029	0
willow	63	24	2005	0	0	0.4	0	0	-0.34	0	-0.15	0.09	0	0	24029.4	0
willow	64	24	2005	0	0	0.23	0	0	-0.16	0	-0.16	0.09	0	0	24029.6	0
willow	65	24	2005	2.29	0	0.43	0	0	1.82	0	-0.06	0.09	0	0	24030	0
willow	66	24	2005	2.54	0	-0.12	0	0	-8.16	0	1.97	0.09	8.76	0	24029.9	0
willow	67	24	2005	2.03	0	1.45	0	0	0.69	0	-0.2	0.09	0	0	24031.4	0
willow	68	24	2005	0	0	0.63	0	0	-0.47	0	-0.25	0.09	0	0	24032	0
willow	69	24	2005	0	0	0.36	0	0	-0.24	0	-0.21	0.09	0	0	24032.3	0
willow	70	24	2005	1.52	0	0.11	0	0	1.48	0	-0.16	0.09	0	0	24032.5	0
willow	71	24	2005	0	0	0.01	0	0	-0.06	0	-0.04	0.09	0	0	24032.5	0
willow	72	24	2005	0	0	0.36	0	0	-0.34	0	-0.12	0.09	0	0	24032.8	0
willow	73	24	2005	0	0	0.41	0	0	-0.35	0	-0.15	0.09	0	0	24033.2	0
willow	74	24	2005	0	0	0.62	0	0	-0.78	0	0.07	0.09	0	0	24033.9	0
willow	75	24	2005	0	0	0.54	0	0	-0.62	0	-0.04	0.09	0.02	0	24034.4	0
willow	76	24	2005	0	0	0.14	0	0	-0.39	0	-0.09	0.09	0.24	0	24034.5	0
willow	77	24	2005	0	0	0.1	0	0	-0.2	0	-0.06	0.09	0.07	0	24034.6	0
willow	78	24	2005	0	0	0.13	0	0	-2.31	0	-0.06	0.09	2.15	0	24034.8	0
willow	79	24	2005	0.51	0	0.12	0	0	-2.66	0	-0.01	0.09	2.96	0	24034.9	0
willow	80	24	2005	0	0	0.11	0	0	-6.27	0	0.7	0.1	5.35	0	24035	0
willow	81	24	2005	0	0	0.35	0	0	-0.79	0	0.34	0.1	0	0	24035.3	0
willow	82	24	2005	0.25	0	0.89	0	0	-0.68	0	-0.06	0.1	0	0	24036.2	0
willow	83	24	2005	3.3	0	1.43	0	0	0	0	-0.42	0.1	2.19	0	24037.7	0
willow	84	24	2005	0	0	1.5	0	0	0	0	-1.6	0.1	0	0	24039.2	0
willow	85	24	2005	0	0	3.09	0	0	0	0	-3.18	0.1	0	0	24042.3	0
willow	86	24	2005	0	0	1.78	0	0	0	0	-1.88	0.1	0	0	24044	0
willow	87	24	2005	11.18	0	0.58	0	0	0	0	10.5	0.1	0	0	24044.6	0

Attachment D-1
Honeywell
Wastebeds 9-15 SWSR Pre-Design Investigation
SHAW Output Data

RUN	DAY	HR	YR	PRECIP	precip INTRCP	ET	TRANSP	CANOPY chg in storage	SNOW chg in storage	RESIDUE chg in storage	SOIL chg in storage	PERC	RUNOFF	PONDED	Etcum	ERROR
willow	88	24	2005	0	0	2.26	0	0	0	0	-2.36	0.1	0	0	24046.9	0
willow	89	24	2005	0	0	2.81	0	0	0	0	-2.9	0.1	0	0	24049.7	0
willow	90	24	2005	1.02	0	4.24	0	0	0	0	-3.32	0.1	0	0	24053.9	0
willow	91	24	2005	0.76	0	3.72	0	0	0	0	-3.05	0.1	0	0	24057.6	0
willow	92	24	2005	36.58	0	0.74	0	0	0	0	35.74	0.1	0	0	24058.4	-0.01
willow	93	24	2005	19.3	0	1.05	0	0	0	0	18.16	0.1	0	0	24059.4	0
willow	94	24	2005	3.56	0	3.38	0	0	0	0	0.08	0.1	0	0	24062.8	0
willow	95	24	2005	0	0	4.21	0	0	0	0	-4.31	0.1	0	0	24067	0
willow	96	24	2005	0	0	3.73	0	0	0	0	-3.83	0.1	0	0	24070.8	0
willow	97	24	2005	2.79	0	1.32	0	0	0	0	1.38	0.1	0	0	24072.1	0
willow	98	24	2005	0	0	4.49	0	0	0	0	-4.59	0.1	0	0	24076.6	0
willow	99	24	2005	0	0	3.91	0	0	0	0	-4.01	0.1	0	0	24080.5	0
willow	100	24	2005	0	0	4.53	0	0	0	0	-4.63	0.1	0	0	24085	0
willow	101	24	2005	0	0	4.97	0	0	0	0	-5.06	0.1	0	0	24090	0
willow	102	24	2005	0	0	4.17	0	0	0	0	-4.26	0.1	0	0	24094.1	0
willow	103	24	2005	0	0	4.15	0	0	0	0	-4.25	0.1	0	0	24098.3	0
willow	104	24	2005	0	0	4.56	0	0	0	0	-4.65	0.1	0	0	24102.8	0
willow	105	24	2005	0	0	4.85	0	0	0	0	-4.95	0.1	0	0	24107.7	0
willow	106	24	2005	0	0	4.53	0	0	0	0	-4.62	0.1	0	0	24112.2	0
willow	107	24	2005	0	0	5	0	0	0	0	-5.1	0.1	0	0	24117.2	0
willow	108	24	2005	0	0	5.14	0	0	0	0	-5.24	0.1	0	0	24122.4	0
willow	109	24	2005	0	0	5.28	0	0	0	0	-5.39	0.1	0	0	24127.6	0
willow	110	24	2005	5.59	0	3.75	0	0	0	0	1.74	0.1	0	0	24131.4	0
willow	111	24	2005	0	0	5.54	0	0	0	0	-5.63	0.1	0	0	24136.9	0
willow	112	24	2005	14.73	0	4.77	0	0	0	0	9.86	0.1	0	0	24141.7	0
willow	113	24	2005	24.89	0	2.1	0	0	0	0	22.69	0.1	0	0	24143.8	0
willow	114	24	2005	16.26	0	2.47	0	0	0	0	13.68	0.1	0	0	24146.3	0
willow	115	24	2005	3.56	0	2.99	0	0	0	0	0.46	0.1	0	0	24149.3	0
willow	116	24	2005	0	0	6.2	0	0	0	0	-6.31	0.11	0	0	24155.5	0
willow	117	24	2005	2.54	0	3.08	0	0	0	0	-0.65	0.11	0	0	24158.5	0
willow	118	24	2005	1.52	0	5.39	0	0	0	0	-3.98	0.11	0	0	24163.9	0
willow	119	24	2005	0	0	5.41	0	0	0	0	-5.51	0.11	0	0	24169.3	0
willow	120	24	2005	13.46	0	0.97	0	0	0	0	12.39	0.11	0	0	24170.3	0
willow	121	24	2005	0.51	0	4.63	0.06	0	0	0	-4.25	0.11	0	0	24174.9	0.01
willow	122	24	2005	0	0	3.97	0.17	0	0	0	-4.09	0.12	0	0	24178.9	0.01
willow	123	24	2005	0.25	0	3.95	0.29	0	0	0	-3.8	0.12	0	0	24182.9	-0.01
willow	124	24	2005	0.25	0	2.36	0.37	0	0	0	-2.22	0.12	0	0	24185.2	0
willow	125	24	2005	0	0	3.79	0.75	0	0	0	-3.91	0.12	0	0	24189	-0.01
willow	126	24	2005	0	0	3.68	1.06	0	0	0	-3.78	0.13	0	0	24192.7	-0.02
willow	127	24	2005	0	0	5.06	1.5	0	0	0	-5.17	0.13	0	0	24197.7	-0.02
willow	128	24	2005	0	0	5.44	1.81	0	0	0	-5.58	0.13	0	0	24203.2	0
willow	129	24	2005	0	0	4.71	1.98	0	0	0	-4.84	0.13	0	0	24207.9	0
willow	130	24	2005	0	0	5.59	2.81	0	0	0	-5.72	0.14	0	0	24213.5	-0.01
willow	131	24	2005	0	0	5.46	2.8	0	0	0	-5.61	0.14	0	0	24219	0.01
willow	132	24	2005	0	0	4.87	1.91	0	0	0	-4.99	0.14	0	0	24223.8	-0.02
willow	133	24	2005	0	0	4.49	2.24	0	0	0	-4.63	0.14	0	0	24228.3	-0.01
willow	134	24	2005	3.3	0	2.97	0.72	0	0	0	0.18	0.15	0	0	24231.3	0
willow	135	24	2005	1.27	0	4.05	1.89	0	0	0	-2.93	0.15	0	0	24235.3	0
willow	136	24	2005	0.25	0	2.11	1.14	0	0	0	-2	0.15	0	0	24237.4	-0.01
willow	137	24	2005	0	0	4.47	2.61	0	0	0	-4.62	0.16	0	0	24241.9	-0.01
willow	138	24	2005	0	0	4.55	2.95	0	0	0	-4.7	0.16	0	0	24246.5	-0.01
willow	139	24	2005	0	0	4.24	3.14	0	0	0	-4.39	0.16	0	0	24250.7	-0.01
willow	140	24	2005	0	0	4.33	3.37	0	0	0	-4.49	0.17	0	0	24255	-0.01
willow	141	24	2005	0.76	0	3.91	2.8	0	0	0	-3.31	0.17	0	0	24258.9	-0.01
willow	142	24	2005	0	0	1.49	1.55	0	0	0	-1.65	0.17	0	0	24260.4	-0.01
willow	143	24	2005	0.25	0	2.6	2.25	0	0	0	-2.51	0.18	0	0	24263	-0.01
willow	144	24	2005	4.06	0.47	2.72	0.28	0	0	0	0.7	0.18	0	0	24265.7	0
willow	145	24	2005	0.25	0	4.25	2.91	0	0	0	-3.69	0.18	0	0	24270	-0.01
willow	146	24	2005	0	0	4.49	3.78	0	0	0	-4.66	0.18	0	0	24274.5	-0.01
willow	147	24	2005	0	0	4.05	3.78	0	0	0	-4.24	0.19	0	0	24278.5	0
willow	148	24	2005	3.81	0	4.69	1.52	0	0	0	-1.07	0.19	0	0	24283.2	0
willow	149	24	2005	0	0	4.54	4.01	0	0	0	-4.73	0.19	0	0	24287.8	-0.01
willow	150	24	2005	0	0	4.34	4.02	0	0	0	-4.52	0.2	0	0	24292.1	-0.01
willow	151	24	2005	0	0	3.51	3.51	0	0	0	-3.71	0.2	0	0	24295.6	-0.01
willow	152	24	2005	0	0	4.03	3.83	0	0	0	-4.22	0.2	0	0	24299.6	-0.01
willow	153	24	2005	0	0	3.25	3.3	0	0	0	-3.46	0.2	0	0	24302.9	0
willow	154	24	2005	0	0	2.62	2.72	0	0	0	-2.81	0.2	0	0	24305.5	-0.01
willow	155	24	2005	0	0	2.36	2.42	0	0	0	-2.56	0.21	0	0	24307.9	0
willow	156	24	2005	0	0	2.26	2.26	0	0	0	-2.47	0.21	0	0	24310.1	0
willow	157	24	2005	2.29	0	2.93	1.35	0	0	0	-0.85	0.21	0	0	24313.1	0
willow	158	24	2005	0	0	2.31	1.87	0	0	0	-2.51	0.21	0	0	24315.4	-0.01
willow	159	24	2005	0	0	1.85	1.75	0	0	0	-2.05	0.21	0	0	24317.2	-0.01
willow	160	24	2005	0	0	1.19	1.44	0	0	0	-1.4	0.21	0	0	24318.4	0
willow	161	24	2005	7.62	0	4.18	0.34	0	0	0	3.25	0.22	0	0	24322.6	-0.03
willow	162	24	2005	1.27	0	2.93	1.22	0	0	0	-1.87	0.22	0	0	24325.5	-0.01
willow	163	24	2005	0	0	1.48	1.15	0	0	0	-1.7	0.22	0	0	24327	0
willow	164	24	2005	9.91	0	5.05	0.68	0	0	0	4.63	0.22	0	0	24332	0.01
willow	165	24	2005	4.06	0	4.75	0.73	0	0	0	-0.9	0.22	0	0	24336.8	-0.01
willow	166	24	2005	0.25	0	1.97	1.21	0	0	0	-1.92	0.22	0	0	24338.8	-0.01
willow	167	24	2005	8.38	1.29	3.3	0.09	0	0	0	3.59	0.22	0	0	24342.1	-0.01
willow	168	24	2005	9.14	0.98	4.26	0	0	0	0	4.97	0.22	0	0	24346.3	0
willow	169	24	2005	0.25	0	3.56	1.9	0	0	0	-2.52	0.22	0	0	24349.9	-0.02
willow	170	24	2005	0	0	2.7	2.52	0	0	0	-2.91	0.22	0	0	24352.6	-0.02
willow	171	24	2005	0	0	3.61	3.05	0	0	0	-3.82	0.22	0	0	24356.2	-0.01
willow	172	24	2005	0	0	2.94	2.26	0	0	0	-3.16	0.22	0	0	24359.1	-0.01
willow	173	24	2005	1.27	0	3.22	1.35	0	0	0	-2.16	0.22	0	0	24362.3	-0.02
willow	174	24	2005	0	0	2.43	1.7	0	0	0	-2.63	0.22	0	0	24364.8	-0.02
willow	175	24	2005	0	0	2.31	1.71	0	0	0	-2.53	0.22	0	0	24367.1	-0.01
willow	176	24	2005	0	0	2.22	1.64	0	0	0	-2.44	0.22	0	0	24369.3	-0.01
willow	177	24	2005	0	0	2.23	1.41	0	0	0	-2.43	0.22	0	0	24371.5	-0.02
willow	178	24	2005	0	0	1.63	1.16	0	0	0	-1.84	0.22	0	0	24373.2	-0.01
willow	179	24	2005	0	0	1.44	1.04	0	0	0	-1.66	0.22	0	0	24374.6	-0.01
willow	180	24	2005	5.08	0.94	3.45	0.11	0	0	0	0.46	0.22	0	0	24378.1	0
willow	181	24	2005	0	0	2.33	0.97	0	0	0	-1.61	0.22	0	0	24380.4	-0.01
willow	182	24	2005	1.27	0	2.2	0.84	0	0	0	-1.14	0.22	0	0	24382.6	-0.01
willow	183	24	2005	0	0	1.51	0.86	-0.01	0	0	-1.71	0.22	0	0	24384.1	-0.01
willow	184	24	2005	0	0	1.14	0.92	0	0	0	-1.36	0.22	0	0	24385.3	-0.01
willow	185	24	2005	0	0	0.85	0.95	0	0	0	-1.08	0.22	0	0	24386.1	0
willow	186	24	2005	3.3	0	3.03	0.52	0.01	0	0	0.05	0.22	0	0	24389.1	-0.01
willow	187	24	2005	0.25	0	0.94	0.64	0	0	0	-0.9	0.22	0	0	24390.1	-0.01
willow	188	24	2005	0	0	0.67	0.66	0	0	0	-0.87	0.22	0	0	24390.8	-0.01
willow	189	24	2005	2.79	0	2.15	0.07	0	0	0	0.44	0.22	0	0	24392.9	-0.01
willow	190	24	2005	7.11	0.84	4.04	0.11	0	0	0	2.03	0.22	0	0	24396.9	-0.01

Attachment D-1
Honeywell
Wastebeds 9-15 SWSR Pre-Design Investigation
SHAW Output Data

RUN	DAY	HR	YR	PRECIP	precip INTRCP	ET	TRANSP	CANOPY chg in storage	SNOW chg in storage	RESIDUE chg in storage	SOIL chg in storage	PERC	RUNOFF	PONDED	Etcum	ERROR
willow	191	24	2005	0	0	2.69	1.21	0	0	0	-2.06	0.22	0	0	24399.6	-0.01
willow	192	24	2005	0	0	1.76	1.12	0	0	0	-1.98	0.22	0	0	24401.4	0
willow	193	24	2005	0	0	1.47	1	0	0	0	-1.68	0.22	0	0	24402.9	-0.02
willow	194	24	2005	23.37	0.14	4.78	0.1	0	0	0	18.21	0.22	0	0	24407.6	0.02
willow	195	24	2005	60.45	0.34	5.14	0.44	0	0	0	54.91	0.21	0	0	24412.8	-0.01
willow	196	24	2005	1.78	0	5.96	3.82	0	0	0	-4.05	0.21	0	0	24418.7	-0.01
willow	197	24	2005	0	0	4.9	4.72	0	0	0	-5.11	0.21	0	0	24423.6	-0.01
willow	198	24	2005	3.56	0	4.95	1.59	0	0	0	-1.58	0.21	0	0	24428.6	-0.02
willow	199	24	2005	3.05	0	6.5	3.5	0	0	0	-3.64	0.21	0	0	24435.1	-0.03
willow	200	24	2005	0	0	7.15	6.67	-0.01	0	0	-7.33	0.21	0	0	24442.3	-0.02
willow	201	24	2005	0	0	6.93	6.2	-0.01	0	0	-7.1	0.21	0	0	24449.2	-0.03
willow	202	24	2005	0	0	5.5	5.28	0	0	0	-5.68	0.21	0	0	24454.7	-0.03
willow	203	24	2005	0	0	3.78	3.66	0	0	0	-4	0.21	0	0	24458.5	0
willow	204	24	2005	0	0	6.37	5.74	-0.01	0	0	-6.54	0.21	0	0	24464.8	-0.02
willow	205	24	2005	0	0	5.36	5.09	0	0	0	-5.55	0.2	0	0	24470.2	-0.01
willow	206	24	2005	0	0	6.27	5.9	0	0	0	-6.45	0.2	0	0	24476.5	-0.02
willow	207	24	2005	3.56	0	5.61	2.09	0	0	0	-2.26	0.2	0	0	24482.1	0
willow	208	24	2005	6.6	2.39	2.95	0.14	0	0	0	1.09	0.2	0	0	24485	-0.02
willow	209	24	2005	0	0	5.14	2.32	-0.01	0	0	-2.94	0.2	0	0	24490.2	-0.01
willow	210	24	2005	0	0	3.78	3.38	0	0	0	-3.96	0.2	0	0	24493.9	-0.02
willow	211	24	2005	0	0	3.11	2.74	0	0	0	-3.29	0.2	0	0	24497	-0.02
willow	212	24	2005	0	0	2.8	2.4	0	0	0	-2.98	0.2	0	0	24499.8	-0.02
willow	213	24	2005	0	0	2.23	1.91	0	0	0	-2.42	0.2	0	0	24502.1	0
willow	214	24	2005	0	0	1.96	1.57	0	0	0	-2.16	0.2	0	0	24504	0
willow	215	24	2005	0	0	1.94	1.51	0	0	0	-2.12	0.19	0	0	24506	-0.02
willow	216	24	2005	0	0	1.85	1.39	0	0	0	-2.03	0.19	0	0	24507.8	-0.01
willow	217	24	2005	1.78	0	3.16	0.81	-0.01	0	0	-1.58	0.19	0	0	24511	0.01
willow	218	24	2005	0	0	1.47	0.94	0	0	0	-1.64	0.19	0	0	24512.4	-0.01
willow	219	24	2005	0	0	1.45	0.97	0	0	0	-1.62	0.19	0	0	24513.9	-0.02
willow	220	24	2005	0	0	0.95	0.72	0	0	0	-1.14	0.19	0	0	24514.8	0
willow	221	24	2005	0	0	1.16	0.82	0	0	0	-1.34	0.19	0	0	24516	-0.01
willow	222	24	2005	0	0	1.25	0.85	0	0	0	-1.43	0.19	0	0	24517.3	-0.01
willow	223	24	2005	0	0	0.78	0.59	0	0	0	-0.96	0.19	0	0	24518	0
willow	224	24	2005	4.06	0.85	2.77	0.08	0	0	0	0.27	0.19	0	0	24520.8	-0.02
willow	225	24	2005	14.99	0	5.83	0.02	0	0	0	9.83	0.18	0	0	24526.6	0
willow	226	24	2005	0	0	2.08	1.84	-0.01	0	0	-2.23	0.18	0	0	24528.7	-0.03
willow	227	24	2005	0	0	2.31	1.94	0	0	0	-2.47	0.18	0	0	24531	-0.02
willow	228	24	2005	0	0	1.55	1.17	0	0	0	-1.71	0.18	0	0	24532.6	-0.02
willow	229	24	2005	0	0	1.58	0.87	0	0	0	-1.73	0.18	0	0	24534.2	-0.02
willow	230	24	2005	0	0	1.14	0.71	0	0	0	-1.32	0.18	0	0	24535.3	-0.01
willow	231	24	2005	0	0	0.77	0.58	0	0	0	-0.95	0.18	0	0	24536.1	0
willow	232	24	2005	9.14	0	5.86	0.7	0.01	0	0	3.12	0.18	0	0	24541.9	-0.02
willow	233	24	2005	22.1	0	6.59	1.31	0	0	0	15.35	0.18	0	0	24548.5	-0.02
willow	234	24	2005	0	0	4.02	3.53	-0.01	0	0	-4.16	0.18	0	0	24552.5	-0.02
willow	235	24	2005	0	0	4.12	3.65	0	0	0	-4.27	0.17	0	0	24556.7	-0.02
willow	236	24	2005	0	0	3.51	3.23	0	0	0	-3.68	0.17	0	0	24560.2	-0.01
willow	237	24	2005	0	0	2.7	2.49	0	0	0	-2.86	0.17	0	0	24562.9	-0.01
willow	238	24	2005	0	0	2.33	2	0	0	0	-2.49	0.17	0	0	24565.2	-0.01
willow	239	24	2005	0	0	1.5	1.24	0	0	0	-1.65	0.17	0	0	24566.7	-0.02
willow	240	24	2005	5.33	0	5.43	0.36	0.01	0	0	-0.27	0.17	0	0	24572.1	0
willow	241	24	2005	2.03	0	2.66	0.64	0	0	0	-0.79	0.17	0	0	24574.8	-0.01
willow	242	24	2005	12.19	1.66	3.39	0.08	0	0	0	6.98	0.17	0	0	24578.2	-0.01
willow	243	24	2005	79.76	2.12	3.1	0	0	0	0	76.04	0.17	0	0	24581.3	-0.02
willow	244	24	2005	0	0	5.82	3.3	-0.01	0	0	-3.84	0.17	0	0	24587.1	-0.01
willow	245	24	2005	0	0	6.77	6.28	0	0	0	-6.92	0.17	0	0	24593.9	-0.01
willow	246	24	2005	0	0	4.73	4.26	0	0	0	-4.88	0.16	0	0	24598.6	-0.02
willow	247	24	2005	0	0	3.52	3.24	0	0	0	-3.67	0.16	0	0	24602.1	-0.01
willow	248	24	2005	0	0	4.29	4.12	0	0	0	-4.43	0.16	0	0	24606.4	-0.02
willow	249	24	2005	0	0	4.4	4.29	0	0	0	-4.56	0.16	0	0	24610.8	-0.01
willow	250	24	2005	0	0	4.55	4.41	0	0	0	-4.7	0.16	0	0	24615.4	-0.02
willow	251	24	2005	0	0	2.97	2.76	0	0	0	-3.12	0.16	0	0	24618.3	-0.01
willow	252	24	2005	0	0	3.86	3.71	0	0	0	-4.01	0.16	0	0	24622.2	-0.01
willow	253	24	2005	0	0	4.22	3.82	-0.01	0	0	-4.33	0.16	0	0	24626.4	-0.04
willow	254	24	2005	0	0	3.89	3.78	0	0	0	-4.04	0.16	0	0	24630.3	-0.01
willow	255	24	2005	0	0	4.34	4.21	0.01	0	0	-4.5	0.16	0	0	24634.7	-0.01
willow	256	24	2005	0	0	4.34	4.19	0	0	0	-4.48	0.16	0	0	24639	-0.02
willow	257	24	2005	0	0	4.58	4.27	0	0	0	-4.71	0.15	0	0	24643.6	-0.02
willow	258	24	2005	0	0	2.25	2.15	0.01	0	0	-2.41	0.15	0	0	24645.8	0
willow	259	24	2005	5.08	2.91	1.76	0.08	0	0	0	0.27	0.15	0	0	24647.6	-0.01
willow	260	24	2005	3.05	2.58	2.19	0	0	0	0	1.05	0.15	0	0	24649.8	-0.01
willow	261	24	2005	0	0	4.02	1.24	0	0	0	-1.57	0.15	0	0	24653.8	-0.02
willow	262	24	2005	0	0	3.24	3.08	0	0	0	-3.36	0.15	0	0	24657	-0.03
willow	263	24	2005	2.29	0	4.47	2.19	0	0	0	-2.31	0.15	0	0	24661.5	-0.02
willow	264	24	2005	0	0	3.73	3.31	0	0	0	-3.87	0.15	0	0	24665.2	-0.01
willow	265	24	2005	0	0	3.04	2.68	0	0	0	-3.18	0.15	0	0	24668.3	-0.02
willow	266	24	2005	2.54	0	3.86	1.23	0	0	0	-1.44	0.15	0	0	24672.1	-0.02
willow	267	24	2005	0	0	2.35	1.98	-0.01	0	0	-2.47	0.15	0	0	24674.5	-0.01
willow	268	24	2005	0.25	0	1.58	1.3	0.01	0	0	-1.49	0.15	0	0	24676.1	0.01
willow	269	24	2005	17.02	2.34	2.13	0.12	0	0	0	12.39	0.14	0	0	24678.2	0.01
willow	270	24	2005	0.51	0	5.11	1.73	-0.02	0	0	-2.38	0.14	0	0	24683.3	-0.01
willow	271	24	2005	0	0	3.5	3.11	0	0	0	-3.62	0.14	0	0	24686.8	-0.02
willow	272	24	2005	0	0	2.51	2.27	0	0	0	-2.65	0.14	0	0	24689.3	-0.01
willow	273	24	2005	0	0	2.24	2.02	0	0	0	-2.38	0.14	0	0	24691.6	0
willow	274	24	2005	0	0	2.17	2.01	0.01	0	0	-2.31	0.14	0	0	24693.7	0
willow	275	24	2005	0	0	2.1	2.01	0	0	0	-2.24	0.14	0	0	24695.8	-0.01
willow	276	24	2005	0	0	1.88	1.76	0.01	0	0	-2.02	0.14	0	0	24697.7	-0.01
willow	277	24	2005	0	0	1.83	1.55	0	0	0	-1.94	0.14	0	0	24699.5	-0.02
willow	278	24	2005	0	0	1.56	1.22	0	0	0	-1.68	0.14	0	0	24701.1	-0.01
willow	279	24	2005	0	0	1.47	1.1	0	0	0	-1.59	0.14	0	0	24702.6	-0.02
willow	280	24	2005	34.8	1.24	1.99	0.05	0	0	0	31.45	0.14	0	0	24704.6	-0.01
willow	281	24	2005	7.62	1.25	2.77	0	-0.01	0	0	4.71	0.14	0	0	24707.3	0
willow	282	24	2005	4.06	1.46	1.97	0	0	0	0	1.76	0.13	0	0	24709.3	0
willow	283	24	2005	0.25	0.68	1.03	0	0.01	0	0	-0.13	0.13	0	0	24710.3	0
willow	284	24	2005	0.76	0	1.43	0.02	0	0	0	-0.11	0.13	0	0	24711.8	-0.01
willow	285	24	2005	7.87	1.08	1.76	0.06	0	0	0	4.92	0.13	0	0	24713.5	-0.02
willow	286	24	2005	27.43	1.49	1.11	0	0	0	0	25.78	0.13	0	0	24714.6	0
willow	287	24	2005	8.89	1.46	0.84	0	0	0	0	7.94	0.13	0	0	24715.5	0
willow	288	24	2005	1.78	0	2.87	0	0	0	0	0.25	0.13	0	0	24718.3	-0.01
willow	289	24	2005	0.25	0	1.48	0.76	-0.01	0	0	-1.35	0.13	0	0	24719.8	0
willow	290	24	2005	0	0	1.23	0.76	0	0	0	-1.35	0.13	0	0	24721	-0.01
willow	291	24	2005	2.29	0	2.23	0.53	0	0	0	-0.08	0.13	0	0	24723.3	0.01
willow	292	24	2005	0.25	0	2.06	1.35	0	0	0	-1.91	0.13	0	0	24725.3	-0.02
willow	293	24	2005	0	0	1.66	0.81	0	0	0	-1.77	0.13	0	0	24727	-0.01

Attachment D-1
Honeywell
Wastebeds 9-15 SWSR Pre-Design Investigation
SHAW Output Data

RUN	DAY	HR	YR	PRECIP	precip INTRCP	ET	TRANSP	CANOPY chg in storage	SNOW chg in storage	RESIDUE chg in storage	SOIL chg in storage	PERC	RUNOFF	PONDED	Etcum	ERROR
willow	294	24	2005	0.51	0	1.73	0.83	0	0	0	-1.35	0.13	0	0	24728.7	0
willow	295	24	2005	22.35	0.18	1.37	0	0	0	0	20.67	0.13	0	0	24730.1	0.01
willow	296	24	2005	8.13	0.31	1.15	0	0	0	0	6.72	0.13	0	0	24731.2	0
willow	297	24	2005	2.03	0.03	1.45	0	0	0	0	0.73	0.13	0	0	24732.7	0
willow	298	24	2005	28.7	0.37	0.79	0	0	0	0	27.46	0.12	0	0	24733.5	0
willow	299	24	2005	4.32	0	1.86	0.1	0	0	0	2.73	0.12	0	0	24735.3	-0.03
willow	300	24	2005	0	0	0.79	0.17	0	0	0	-0.92	0.12	0	0	24736.1	0.01
willow	301	24	2005	0	0	0.87	0.19	0	0	0	-1	0.12	0	0	24737	0.01
willow	302	24	2005	0	0	1.31	0.22	0	0	0	-1.43	0.12	0	0	24738.3	0
willow	303	24	2005	0	0	1.62	0.28	0	0	0	-1.75	0.12	0	0	24739.9	0.01
willow	304	24	2005	0	0	1.31	0.14	0	0	0	-1.43	0.12	0	0	24741.2	-0.01
willow	305	24	2005	5.08	0	2.31	0	0	0	0	2.65	0.12	0	0	24743.6	0
willow	306	24	2005	0.25	0	2.15	0	0	0	0	-2.02	0.12	0	0	24745.7	0
willow	307	24	2005	0	0	2.87	0	0	0	0	-2.99	0.12	0	0	24748.6	0
willow	308	24	2005	0	0	1.24	0	0	0	0	-1.36	0.12	0	0	24749.8	0
willow	309	24	2005	0	0	0.82	0	0	0	0	-0.94	0.12	0	0	24750.6	0
willow	310	24	2005	5.84	0	3.03	0	0	0	0	2.69	0.12	0	0	24753.7	0
willow	311	24	2005	0	0	4.2	0	0	0	0	-4.31	0.12	0	0	24757.9	0
willow	312	24	2005	0	0	1.61	0	0	0	0	-1.72	0.12	0	0	24759.5	0
willow	313	24	2005	25.65	0	1.4	0	0	0	0	24.14	0.12	0	0	24760.9	0
willow	314	24	2005	0.51	0	4.06	0	0	0	0	-3.66	0.11	0	0	24764.9	0
willow	315	24	2005	0	0	1.67	0	0	0	0	-1.79	0.11	0	0	24766.6	0
willow	316	24	2005	0	0	0.89	0	0	0	0	-1	0.11	0	0	24767.5	0
willow	317	24	2005	0	0	1.44	0	0	0	0	-1.55	0.11	0	0	24768.9	0
willow	318	24	2005	0	0	2.17	0	0	0	0	-2.28	0.11	0	0	24771.1	0
willow	319	24	2005	28.96	0	1.32	0	0	0	0	27.52	0.11	0	0	24772.4	0
willow	320	24	2005	10.92	0	1.71	0	0	0	0	9.09	0.11	0	0	24774.1	0
willow	321	24	2005	0.25	0	3.21	0	0	0	0	-3.07	0.11	0	0	24777.3	0
willow	322	24	2005	1.02	0	0.63	0	0	1.34	0	-1.07	0.11	0	0	24778	0
willow	323	24	2005	0	0	0.18	0	0	0.19	0	-0.48	0.11	0	0	24778.1	0
willow	324	24	2005	0	0	0.3	0	0	-1.54	0	1.13	0.11	0	0	24778.4	0
willow	325	24	2005	0	0	1.16	0	0	0	0	-1.27	0.11	0	0	24779.6	0
willow	326	24	2005	0.25	0	1.12	0	0	0	0	-0.98	0.11	0	0	24780.7	0
willow	327	24	2005	0.51	0	1.27	0	0	0.82	0	-1.69	0.11	0	0	24782	0
willow	328	24	2005	0.76	0	0.7	0	0	0.39	0	-0.44	0.11	0	0	24782.7	0
willow	329	24	2005	0	0	0.57	0	0	-0.02	0	-0.66	0.11	0	0	24783.3	0
willow	330	24	2005	0.51	0	0.29	0	0	0.39	0	-0.27	0.11	0	0	24783.6	0
willow	331	24	2005	0	0	0.16	0	0	-0.08	0	-0.19	0.11	0	0	24783.7	0
willow	332	24	2005	0.76	0	-0.46	0	0	-1.49	0	2.62	0.11	0	0	24783.3	-0.02
willow	333	24	2005	35.81	0	2.2	0	0	0	0	33.51	0.11	0	0	24785.5	0
willow	334	24	2005	0.76	0	1.22	0	0	0	0	-0.57	0.11	0	0	24786.7	0
willow	335	24	2005	0	0	0.82	0	0	0	0	-0.93	0.11	0	0	24787.5	0
willow	336	24	2005	2.54	0	1.07	0	0	2.41	0	-1.05	0.11	0	0	24788.6	0
willow	337	24	2005	2.03	0	0.43	0	0	2.01	0	-0.52	0.11	0	0	24789	0
willow	338	24	2005	1.78	0	0.31	0	0	1.68	0	-0.32	0.11	0	0	24789.3	0
willow	339	24	2005	0	0	0.12	0	0	0.19	0	-0.42	0.11	0	0	24789.4	0
willow	340	24	2005	1.02	0	0.15	0	0	1.22	0	-0.46	0.11	0	0	24789.6	0
willow	341	24	2005	0.51	0	0.43	0	0	0.43	0	-0.46	0.11	0	0	24790	0
willow	342	24	2005	0	0	-0.01	0	0	0.47	0	-0.57	0.11	0	0	24790	0
willow	343	24	2005	5.33	0	0.3	0	0	5.16	0	-0.24	0.11	0	0	24790.3	0
willow	344	24	2005	0	0	0.26	0	0	-0.18	0	-0.19	0.11	0	0	24790.6	0
willow	345	24	2005	0	0	0.23	0	0	-0.14	0	-0.2	0.11	0	0	24790.8	0
willow	346	24	2005	0.25	0	0.26	0	0	0.2	0	-0.32	0.11	0	0	24791.1	0
willow	347	24	2005	0	0	0.02	0	0	0.35	0	-0.48	0.11	0	0	24791.1	0
willow	348	24	2005	0	0	0.04	0	0	0.24	0	-0.39	0.11	0	0	24791.1	0
willow	349	24	2005	9.91	0	0.13	0	0	9.89	0	-0.22	0.11	0	0	24791.3	0
willow	350	24	2005	16.76	0	-0.02	0	0	16.81	0	-0.13	0.11	0	0	24791.2	0
willow	351	24	2005	0	0	0.08	0	0	-0.06	0	-0.14	0.11	0	0	24791.3	0
willow	352	24	2005	0	0	0	0	0	0.04	0	-0.15	0.11	0	0	24791.3	0
willow	353	24	2005	0.25	0	0.34	0	0	-0.04	0	-0.16	0.11	0	0	24791.7	0
willow	354	24	2005	0.51	0	0.26	0	0	0.3	0	-0.17	0.12	0	0	24791.9	0
willow	355	24	2005	0.25	0	0.01	0	0	0.31	0	-0.19	0.12	0	0	24791.9	0
willow	356	24	2005	0.25	0	0.16	0	0	0.13	0	-0.16	0.12	0	0	24792.1	0
willow	357	24	2005	1.52	0	0.02	0	0	1.41	0	-0.09	0.12	0.06	0	24792.1	0
willow	358	24	2005	0	0	-0.06	0	0	-2.11	0	-0.06	0.12	2.11	0	24792.1	0
willow	359	24	2005	14.22	0	0	0	0	-2.97	0	-0.07	0.13	17.13	0	24792.1	0
willow	360	24	2005	0.76	0	-0.04	0	0	-0.84	0	0.19	0.12	1.32	0	24792	0
willow	361	24	2005	0	0	0.16	0	0	-0.16	0	-0.13	0.12	0	0	24792.2	0
willow	362	24	2005	0	0	0.05	0	0	-0.98	0	0.6	0.13	0.21	0	24792.2	0
willow	363	24	2005	3.05	0	-0.14	0	0	-2.04	0	2.1	0.13	3	0	24792.1	0
willow	364	24	2005	0.25	0	0.19	0	0	0.09	0	-0.16	0.13	0	0	24792.3	0
willow	365	24	2005	2.03	0	0.12	0	0	1.94	0	-0.16	0.13	0	0	24792.4	0
willow	1	24	2006	0.25	0	0.01	0	0	0.26	0	-0.14	0.13	0	0	24792.4	0
willow	2	24	2006	4.32	0	-0.12	0	0	-0.38	0	1	0.13	3.68	0	24792.3	0
willow	3	24	2006	3.56	0	-0.23	0	0	-0.41	0	1.5	0.13	2.56	0	24792.1	0
willow	4	24	2006	3.05	0	0.04	0	0	-0.52	0	1.8	0.14	1.59	0	24792.1	0
willow	5	24	2006	3.56	0	-0.12	0	0	-4.16	0	4.3	0.14	3.4	0	24792	0
willow	6	24	2006	0	0	0.15	0	0	-0.21	0	-0.08	0.14	0	0	24792.1	0
willow	7	24	2006	0.51	0	0.12	0	0	0.44	0	-0.2	0.14	0	0	24792.3	0
willow	8	24	2006	0	0	0.03	0	0	-0.04	0	-0.16	0.14	0.04	0	24792.3	0
willow	9	24	2006	0	0	0.06	0	0	-3.9	0	-0.01	0.15	3.7	0	24792.3	0
willow	10	24	2006	0	0	0.16	0	0	-1.45	0	0.06	0.15	1.08	0	24792.5	0
willow	11	24	2006	4.57	0	-0.26	0	0	-7.4	0	1.05	0.15	11.04	0	24792.3	0
willow	12	24	2006	0	0	-0.14	0	0	-3.95	0	3.71	0.15	0.23	0	24792.1	0
willow	13	24	2006	0	0	-0.08	0	0	-4.32	0	4.24	0.15	0	0	24792	0
willow	14	24	2006	12.95	0	0.35	0	0	-9.74	0	3.7	0.15	18.5	0	24792.4	0
willow	15	24	2006	0.25	0	2.44	0	0	0	0	-2.59	0.15	0	0.25	24794.8	0
willow	16	24	2006	0	0	0.85	0	0	0	0	-1	0.15	0	0.25	24795.7	0
willow	17	24	2006	1.78	0	0.21	0	0	1.89	0	-0.22	0.15	0	0	24795.9	0
willow	18	24	2006	10.67	0	0.31	0	0	-1.89	0	-0.29	0.16	12.39	0	24796.2	0
willow	19	24	2006	0	0	1.19	0	0	0	0	-1.35	0.16	0	0	24797.4	0
willow	20	24	2006	0	0	0.85	0	0	0	0	-1	0.16	0	0	24798.2	0
willow	21	24	2006	0.76	0	2.32	0	0	0	0	-1.72	0.16	0	0	24800.5	0
willow	22	24	2006	0	0	1.54	0	0	0	0	-1.7	0.16	0	0	24802.1	0
willow	23	24	2006	4.57	0	0.28	0	0	4.53	0	-0.39	0.16	0	0	24802.4	0
willow	24	24	2006	1.02	0	0.18	0	0	0.68	0	-0.01	0.16	0	0	24802.5	0
willow	25	24	2006	4.06	0	0.09	0	0	3.46	0	0.35	0.16	0	0	24802.6	0
willow	26	24	2006	0.25	0	0.34	0	0	0.17	0	-0.42	0.17	0	0	24803	0
willow	27	24	2006	0	0	0.05	0	0	0.16	0	-0.38	0.17	0	0	24803	0
willow	28	24	2006	0	0	-0.04	0	0	-0.33	0	0.2	0.17	0	0	24803	0
willow	29	24	2006	14.48	0	-0.06	0	0	-6.82	0	21.19	0.17	0	0	24802.9	0
willow	30	24	2006	0	0	-0.48	0	0	-1.86	0	2.17	0.17	0	0	24802.4	-0.01
willow	31	24	2006	4.57	0	0.73	0	0	0	0	3.67	0.17	0	0	24803.2	0

Attachment D-1
Honeywell
Wastebeds 9-15 SWSR Pre-Design Investigation
SHAW Output Data

RUN	DAY	HR	YR	PRECIP	precip INTRCP	ET	TRANSP	CANOPY chg in storage	SNOW chg in storage	RESIDUE chg in storage	SOIL chg in storage	PERC	RUNOFF	PONDED	Etcum	ERROR
willow	32	24	2006	1.27	0	0.4	0	0	1.26	0	-0.55	0.17	0	0	24803.6	-0.01
willow	33	24	2006	2.03	0	0.2	0	0	-1.26	0	2.92	0.17	0	0	24803.8	0
willow	34	24	2006	13.72	0	0.63	0	0	0	0	12.92	0.18	0	0	24804.4	-0.01
willow	35	24	2006	2.03	0	1.07	0	0	0	0	0.8	0.18	0	0	24805.5	-0.01
willow	36	24	2006	5.33	0	2.49	0	0	0	0	2.67	0.18	0	0	24807.9	0
willow	37	24	2006	0.25	0	3.96	0	0	0	0	-4.14	0.18	0	0.25	24811.9	0
willow	38	24	2006	3.56	0	0.32	0	0	3.76	0	-0.45	0.18	0	0	24812.2	0
willow	39	24	2006	0	0	0.05	0	0	0.23	0	-0.47	0.18	0	0	24812.3	0
willow	40	24	2006	0.25	0	0.09	0	0	0.44	0	-0.45	0.18	0	0	24812.4	0
willow	41	24	2006	0.25	0	0.12	0	0	0.38	0	-0.43	0.18	0	0	24812.5	0
willow	42	24	2006	0.25	0	0.01	0	0	0.45	0	-0.39	0.18	0	0	24812.5	0
willow	43	24	2006	0	0	0.19	0	0	0.02	0	-0.4	0.19	0	0	24812.7	0
willow	44	24	2006	0.25	0	0.42	0	0	-0.01	0	-0.34	0.19	0	0	24813.1	0
willow	45	24	2006	0	0	0.48	0	0	-0.86	0	0.19	0.19	0	0	24813.6	0
willow	46	24	2006	0	0	0.18	0	0	-4.41	0	4.04	0.19	0	0	24813.8	0
willow	47	24	2006	0	0	-0.05	0	0	0	0	-0.14	0.19	0	0	24813.7	0
willow	48	24	2006	1.27	0	5.71	0	0	0	0	-4.65	0.19	0	0	24819.4	0.02
willow	49	24	2006	1.02	0	2.01	0	0	0.65	0	-1.84	0.19	0	0	24821.5	0
willow	50	24	2006	1.52	0	0.45	0	0	1.47	0	-0.59	0.2	0	0	24821.9	0
willow	51	24	2006	0	0	0.25	0	0	0.07	0	-0.52	0.2	0	0	24822.2	0
willow	52	24	2006	0	0	0.23	0	0	0.04	0	-0.47	0.2	0	0	24822.4	0
willow	53	24	2006	0	0	0.09	0	0	0.1	0	-0.39	0.2	0	0	24822.5	0
willow	54	24	2006	2.54	0	0.07	0	0	-0.81	0	3.08	0.21	0	0	24822.5	0
willow	55	24	2006	0.25	0	1.23	0	0	-0.27	0	-0.92	0.21	0	0	24823.8	0
willow	56	24	2006	1.27	0	0.56	0	0	0.95	0	-0.45	0.21	0	0	24824.3	0
willow	57	24	2006	0.76	0	0.3	0	0	0.82	0	-0.57	0.22	0	0	24824.6	0
willow	58	24	2006	0.25	0	0.13	0	0	0.4	0	-0.5	0.22	0	0	24824.7	0
willow	59	24	2006	2.03	0	0.19	0	0	2.02	0	-0.41	0.22	0	0	24824.9	0
willow	60	24	2006	3.05	0	0.06	0	0	3.11	0	-0.34	0.23	0	0	24825	0
willow	61	24	2006	0	0	0.17	0	0	-0.08	0	-0.32	0.23	0	0	24825.2	0
willow	62	24	2006	0.25	0	0.64	0	0	-0.24	0	-0.38	0.23	0	0	24825.8	0
willow	63	24	2006	0.51	0	0.62	0	0	-0.02	0	-0.33	0.24	0	0	24826.4	0
willow	64	24	2006	0	0	0.34	0	0	-0.2	0	-0.38	0.24	0	0	24826.8	0
willow	65	24	2006	0	0	0.13	0	0	0.04	0	-0.41	0.24	0	0	24826.9	0
willow	66	24	2006	0	0	0.12	0	0	0.06	0	-0.44	0.25	0	0	24827	0
willow	67	24	2006	0	0	0.13	0	0	-0.01	0	-0.37	0.25	0	0	24827.2	0
willow	68	24	2006	12.95	0	-0.07	0	0	-7.32	0	17.61	0.25	2.49	0	24827.1	0
willow	69	24	2006	0	0	1.37	0	0	-0.78	0	-1.54	0.26	0.7	0	24828.5	0
willow	70	24	2006	0	0	2.78	0	0	0	0	-3.04	0.26	0	0	24831.2	0
willow	71	24	2006	0.51	0	0.37	0	0	0	0	-0.13	0.26	0	0	24831.6	0
willow	72	24	2006	22.86	0	0.01	0	0	0	0	22.59	0.26	0	0	24831.6	0
willow	73	24	2006	0.25	0	5.92	0	0	0	0	-5.93	0.27	0	0	24837.5	0
willow	74	24	2006	0.25	0	4.2	0	0	0	0	-4.21	0.27	0	0	24841.7	0
willow	75	24	2006	0	0	3.85	0	0	0	0	-4.14	0.27	0	0	24845.6	0.02
willow	76	24	2006	0	0	3.53	0	0	0	0	-3.8	0.27	0	0	24849.1	0
willow	77	24	2006	0.25	0	3.27	0	0	0	0	-3.55	0.28	0	0.25	24852.4	0
willow	78	24	2006	2.54	0	0.44	0	0	2.63	0	-0.56	0.28	0	0	24852.8	0
willow	79	24	2006	0	0	0.39	0	0	-0.02	0	-0.65	0.28	0	0	24853.2	0
willow	80	24	2006	0	0	0.2	0	0	0.17	0	-0.64	0.28	0	0	24853.4	0
willow	81	24	2006	1.02	0	0.34	0	0	0.76	0	-0.36	0.28	0	0	24853.8	0
willow	82	24	2006	0	0	0.18	0	0	-1.31	0	0.84	0.28	0	0	24853.9	0
willow	83	24	2006	1.78	0	0.03	0	0	-0.29	0	1.75	0.29	0	0	24854	0
willow	84	24	2006	0.51	0	-0.02	0	0	-1.94	0	2.17	0.29	0	0	24854	0
willow	85	24	2006	0	0	0.84	0	0	0	0	-1.13	0.29	0	0	24854.8	0
willow	86	24	2006	0	0	3.8	0	0	0	0	-4.09	0.29	0	0	24858.6	0
willow	87	24	2006	0	0	2.74	0	0	0	0	-3.03	0.29	0	0	24861.3	0
willow	88	24	2006	0	0	3.07	0	0	0	0	-3.36	0.29	0	0	24864.4	0
willow	89	24	2006	0	0	3.58	0	0	0	0	-3.87	0.3	0	0	24868	0
willow	90	24	2006	0.25	0	4.73	0	0	0	0	-4.78	0.3	0	0	24872.7	0
willow	91	24	2006	10.16	0	2.37	0	0	0	0	7.49	0.3	0	0	24875.1	0
willow	92	24	2006	0	0	4.5	0.07	0	0	0	-4.81	0.3	0	0	24879.6	0.01
willow	93	24	2006	9.65	0	2.89	0.24	0	0	0	6.46	0.3	0	0	24882.5	-0.01
willow	94	24	2006	10.16	0	3.54	0.11	0	0	0	6.35	0.31	0	0	24886	-0.03
willow	95	24	2006	0.25	0	1.87	0	0	0	0	-1.92	0.31	0	0	24887.9	-0.01
willow	96	24	2006	0.25	0	2.45	0.25	0	0	0	-2.52	0.31	0	0	24890.3	0.01
willow	97	24	2006	6.35	0	1.4	0.16	0	0	0	4.65	0.31	0	0	24891.7	-0.02
willow	98	24	2006	0	0	3.24	0	0	0	0	-3.58	0.32	0	0	24895	0.02
willow	99	24	2006	0	0	3.04	0.44	0	0	0	-3.37	0.32	0	0	24898	0.01
willow	100	24	2006	0	0	3.63	0.76	0	0	0	-3.96	0.32	0	0	24901.7	0.01
willow	101	24	2006	0	0	4.39	1.39	0	0	0	-4.71	0.32	0	0	24906	-0.01
willow	102	24	2006	0	0	4.74	1.84	0	0	0	-5.07	0.33	0	0	24910.8	0
willow	103	24	2006	0.76	0	4.92	1.31	0	0	0	-4.49	0.33	0	0	24915.7	-0.01
willow	104	24	2006	2.54	0	1.49	0.1	0	0	0	0.69	0.33	0	0	24917.2	0.02
willow	105	24	2006	0	0	4.16	1.32	0	0	0	-4.48	0.33	0	0	24921.4	-0.01
willow	106	24	2006	0	0	3.54	1.17	-0.01	0	0	-3.86	0.34	0	0	24924.9	-0.01
willow	107	24	2006	0	0	3.46	1.28	0	0	0	-3.8	0.34	0	0	24928.4	0
willow	108	24	2006	0	0	4.53	1.91	0	0	0	-4.89	0.34	0	0	24932.9	0.01
willow	109	24	2006	0	0	4.86	2.2	0	0	0	-5.2	0.35	0	0	24937.8	0
willow	110	24	2006	0	0	5.14	2.42	0	0	0	-5.49	0.35	0	0	24942.9	0
willow	111	24	2006	0	0	5.69	3.07	0	0	0	-6.04	0.35	0	0	24948.6	-0.01
willow	112	24	2006	31.75	0	2.49	0.63	0	0	0	28.91	0.36	0	0	24951.1	-0.01
willow	113	24	2006	2.03	0	2.58	0.67	0	0	0	-0.91	0.36	0	0	24953.6	0
willow	114	24	2006	1.52	0	1.65	0.32	0	0	0	-0.49	0.36	0	0	24955.3	0
willow	115	24	2006	0	0	2	1.04	0	0	0	-2.35	0.37	0	0	24957.3	-0.01
willow	116	24	2006	0	0	4.9	2.42	-0.01	0	0	-5.26	0.37	0	0	24962.2	0
willow	117	24	2006	0	0	4.85	2.47	0	0	0	-5.22	0.37	0	0	24967	0
willow	118	24	2006	0	0	4.25	1.98	0	0	0	-4.64	0.38	0	0	24971.3	0.01
willow	119	24	2006	0	0	4.77	2.7	0	0	0	-5.14	0.38	0	0	24976.1	0
willow	120	24	2006	0	0	5.44	3.43	0	0	0	-5.82	0.38	0	0	24981.5	0
willow	121	24	2006	0	0	5.83	3.76	0	0	0	-6.21	0.38	0	0	24987.3	0
willow	122	24	2006	0	0	5.23	3.15	0	0	0	-5.61	0.39	0	0	24992.6	0
willow	123	24	2006	0	0	3.23	2.06	0.01	0	0	-3.62	0.39	0	0	24995.8	0
willow	124	24	2006	2.03	0	4.99	2.42	0.01	0	0	-3.35	0.39	0	0	25000.8	0
willow	125	24	2006	0	0	5.64	3.42	-0.01	0	0	-6.01	0.39	0	0	25006.4	0
willow	126	24	2006	4.83	0	3.03	0.28	0	0	0	1.4	0.39	0	0	25009.4	0
willow	127	24	2006	0	0	4.78	3.06	0	0	0	-5.16	0.39	0	0	25014.2	-0.01
willow	128	24	2006	0	0	5.43	3.73	0	0	0	-5.83	0.39	0	0	25019.6	0
willow	129	24	2006	0	0	5.43	3.72	0	0	0	-5.82	0.4	0	0	25025.1	-0.01
willow	130	24	2006	0	0	5.59	3.77	0	0	0	-5.98	0.4	0	0	25030.7	0
willow	131	24	2006	0.25	0	3.99	2.98	0.01	0	0	-4.13	0.4	0	0	25034.7	-0.01
willow	132	24	2006	21.34	0	4.41	1.22	0	0	0	16.52	0.4	0	0	25039.1	0
willow	133	24	2006	1.02	0	4.1	2.41	0	0	0	-3.48	0.4	0	0	25043.2	0
willow	134	24	2006	0	0	2.84	1.94	-0.01	0	0	-3.23	0.4	0	0	25046	0

Attachment D-1
Honeywell
Wastebeds 9-15 SWSR Pre-Design Investigation
SHAW Output Data

RUN	DAY	HR	YR	PRECIP	precip INTRCP	ET	TRANSP	CANOPY chg in storage	SNOW chg in storage	RESIDUE chg in storage	SOIL chg in storage	PERC	RUNOFF	PONDED	Etcum	ERROR
willow	135	24	2006	2.29	0	3.99	1.55	0	0	0	-2.1	0.4	0	0	25050	0
willow	136	24	2006	0	0	2.92	2.13	0	0	0	-3.32	0.4	0	0	25052.9	0
willow	137	24	2006	3.05	0	3.15	0.53	0	0	0	-0.51	0.4	0	0	25056.1	0
willow	138	24	2006	6.1	0	4.86	1.44	0	0	0	0.85	0.4	0	0	25060.9	-0.01
willow	139	24	2006	0	0	2.81	1.92	-0.01	0	0	-3.19	0.4	0	0	25063.7	-0.01
willow	140	24	2006	3.56	0.57	2.49	0.11	0	0	0	0.1	0.39	0	0	25066.2	0
willow	141	24	2006	5.59	0	3.93	0.1	-0.01	0	0	1.85	0.39	0	0	25070.2	0
willow	142	24	2006	0	0	3.17	2.25	0	0	0	-3.57	0.39	0	0	25073.3	0.01
willow	143	24	2006	0	0	3.41	2.78	0	0	0	-3.8	0.39	0	0	25076.7	-0.01
willow	144	24	2006	0	0	6.08	4.57	0	0	0	-6.47	0.39	0	0	25082.8	-0.01
willow	145	24	2006	0	0	5.28	4.41	0	0	0	-5.66	0.39	0	0	25088.1	-0.01
willow	146	24	2006	3.56	0	3.41	0.45	0.02	0	0	-0.26	0.39	0	0	25091.5	0
willow	147	24	2006	1.78	0	2.8	1.02	0	0	0	-1.4	0.39	0	0	25094.3	-0.01
willow	148	24	2006	0	0	5.13	4.09	0	0	0	-5.51	0.38	0	0	25099.4	0
willow	149	24	2006	1.27	0	5.38	3.4	0.01	0	0	-4.49	0.38	0	0	25104.8	-0.01
willow	150	24	2006	0	0	5.17	4.02	0.01	0	0	-5.55	0.38	0	0	25110	-0.01
willow	151	24	2006	0	0	4.38	3.29	0	0	0	-4.73	0.38	0	0	25114.4	-0.02
willow	152	24	2006	0.25	0	2.17	1.63	0	0	0	-2.28	0.38	0	0	25116.5	-0.01
willow	153	24	2006	0	0	2.88	2.09	-0.01	0	0	-3.23	0.37	0	0	25119.4	-0.01
willow	154	24	2006	34.54	0.97	2.56	0.12	0	0	0	30.65	0.37	0	0	25122	-0.01
willow	155	24	2006	1.27	0	2.91	0.55	-0.01	0	0	-1.03	0.37	0	0	25124.9	-0.01
willow	156	24	2006	0	0	5.84	4.9	0	0	0	-6.19	0.37	0	0	25130.7	-0.01
willow	157	24	2006	0	0	5.85	4.74	0	0	0	-6.21	0.36	0	0	25136.6	-0.01
willow	158	24	2006	1.02	0	3.21	2.01	0.01	0	0	-2.56	0.36	0	0	25139.8	0
willow	159	24	2006	1.02	0	2.18	1.05	0	0	0	-1.52	0.36	0	0	25142	-0.01
willow	160	24	2006	7.11	0	4.21	0.48	0	0	0	2.56	0.36	0	0	25146.2	-0.01
willow	161	24	2006	2.03	0	3.68	1.32	-0.01	0	0	-1.98	0.35	0	0	25149.9	0
willow	162	24	2006	0	0	3.06	2.61	0	0	0	-3.4	0.35	0	0	25152.9	-0.01
willow	163	24	2006	0	0	3.31	2.92	0.01	0	0	-3.66	0.35	0	0	25156.2	-0.01
willow	164	24	2006	0	0	4.65	3.76	0	0	0	-5	0.35	0	0	25160.9	-0.01
willow	165	24	2006	0	0	4.65	3.67	0	0	0	-4.97	0.34	0	0	25165.5	-0.02
willow	166	24	2006	0	0	5.16	3.74	-0.01	0	0	-5.49	0.34	0	0	25170.7	-0.01
willow	167	24	2006	0	0	4.37	3.18	0	0	0	-4.7	0.34	0	0	25175.1	-0.01
willow	168	24	2006	8.13	0	5.82	1.8	0.02	0	0	1.94	0.34	0	0	25180.9	0.01
willow	169	24	2006	0	0	3.86	2.84	0.01	0	0	-4.19	0.33	0	0	25184.7	-0.01
willow	170	24	2006	6.35	0	4.61	0.71	0	0	0	1.43	0.33	0	0	25189.3	-0.02
willow	171	24	2006	0	0	3.07	1.89	-0.01	0	0	-3.38	0.33	0	0	25192.4	-0.01
willow	172	24	2006	0	0	3.12	1.9	-0.01	0	0	-3.42	0.33	0	0	25195.5	-0.02
willow	173	24	2006	0	0	1.92	1.53	0.01	0	0	-2.25	0.32	0	0	25197.5	-0.01
willow	174	24	2006	0	0	1.83	1.18	0	0	0	-2.15	0.32	0	0	25199.3	0
willow	175	24	2006	0	0	2.6	1.31	0	0	0	-2.9	0.32	0	0	25201.9	-0.01
willow	176	24	2006	0	0	1.27	0.88	0	0	0	-1.58	0.32	0	0	25203.1	0
willow	177	24	2006	14.73	0.86	2.96	0.07	0.01	0	0	10.59	0.31	0	0	25206.1	0
willow	178	24	2006	33.53	0	4.98	0.63	0	0	0	29.1	0.31	0	0	25211.1	0
willow	179	24	2006	16	0	6.77	2.43	0	0	0	8.94	0.31	0	0	25217.9	-0.01
willow	180	24	2006	3.3	0	7.48	3.68	-0.01	0	0	-4.45	0.31	0	0	25225.3	-0.02
willow	181	24	2006	0	0	6.94	6.03	-0.01	0	0	-7.22	0.3	0	0	25232.3	-0.02
willow	182	24	2006	0	0	7.83	6.84	0	0	0	-8.12	0.3	0	0	25240.1	-0.01
willow	183	24	2006	20.32	0	7.36	3.13	0.01	0	0	12.65	0.3	0	0	25247.5	0
willow	184	24	2006	0	0	5.1	4.77	0.01	0	0	-5.4	0.3	0	0	25252.6	-0.01
willow	185	24	2006	17.27	0.18	4.27	0.44	0	0	0	12.53	0.29	0	0	25256.8	0
willow	186	24	2006	0	0	6.82	5.48	-0.02	0	0	-6.89	0.29	0	0	25263.6	-0.02
willow	187	24	2006	0	0	6.01	5	0	0	0	-6.29	0.29	0	0	25269.7	-0.01
willow	188	24	2006	0	0	6.44	5.54	0	0	0	-6.71	0.29	0	0	25276.1	-0.02
willow	189	24	2006	0	0	5.59	5.04	0	0	0	-5.86	0.28	0	0	25281.7	-0.01
willow	190	24	2006	0	0	5.42	4.9	0	0	0	-5.69	0.28	0	0	25287.1	-0.01
willow	191	24	2006	0	0	5.62	5.11	0	0	0	-5.89	0.28	0	0	25292.7	-0.01
willow	192	24	2006	10.67	0	6.8	2.27	0.01	0	0	3.59	0.28	0	0	25299.5	0
willow	193	24	2006	108.97	1.78	2.28	0.14	0.01	0	0	104.61	0.28	0	0	25301.8	0.01
willow	194	24	2006	0	0	7.47	4.9	-0.01	0	0	-5.94	0.27	0	0	25309.3	-0.01
willow	195	24	2006	0	0	6.63	6.06	0	0	0	-6.89	0.27	0	0	25315.9	-0.02
willow	196	24	2006	25.65	0	5.89	1.7	0	0	0	19.48	0.27	0	0	25321.8	0
willow	197	24	2006	0	0	6.87	6.33	0	0	0	-7.12	0.27	0	0	25328.7	-0.02
willow	198	24	2006	0	0	8.86	8.24	0	0	0	-9.11	0.26	0	0	25337.5	-0.02
willow	199	24	2006	0	0	7.68	6.62	-0.01	0	0	-7.92	0.26	0	0	25345.2	-0.01
willow	200	24	2006	0	0	6.57	5.87	0	0	0	-6.82	0.26	0	0	25351.8	-0.01
willow	201	24	2006	0	0	7.03	6.53	0	0	0	-7.28	0.26	0	0	25358.8	-0.01
willow	202	24	2006	3.3	0	6.63	3.17	0	0	0	-3.56	0.26	0	0	25365.4	-0.03
willow	203	24	2006	17.78	2.37	2	0.16	-0.01	0	0	13.18	0.25	0	0	25367.4	-0.02
willow	204	24	2006	0	0	6.26	3.24	-0.01	0	0	-4.13	0.25	0	0	25373.7	-0.01
willow	205	24	2006	0	0	6.68	6	0	0	0	-6.92	0.25	0	0	25380.4	-0.01
willow	206	24	2006	16	0	9.03	4.71	0.01	0	0	6.73	0.25	0	0	25389.4	-0.01
willow	207	24	2006	0	0	6.69	6.15	0.01	0	0	-6.94	0.25	0	0	25396.1	-0.01
willow	208	24	2006	2.54	0	6.39	3.9	0	0	0	-4.08	0.24	0	0	25402.5	-0.01
willow	209	24	2006	12.45	0	4.7	0.44	0	0	0	7.52	0.24	0	0	25407.2	-0.01
willow	210	24	2006	21.34	0	6.52	2.33	0	0	0	14.58	0.24	0	0	25413.7	-0.01
willow	211	24	2006	0	0	6.03	5.09	-0.01	0	0	-6.24	0.24	0	0	25419.7	-0.02
willow	212	24	2006	0	0	5.87	5.46	0	0	0	-6.11	0.24	0	0	25425.6	0
willow	213	24	2006	0	0	7.86	7.5	0.02	0	0	-8.14	0.24	0	0	25433.5	0.03
willow	214	24	2006	2.03	0	6.81	4.72	0	0	0	-5.01	0.24	0	0	25440.3	-0.01
willow	215	24	2006	7.37	0	5.78	1.48	-0.01	0	0	1.39	0.23	0	0	25446.1	-0.02
willow	216	24	2006	10.67	0	8.36	3.52	-0.01	0	0	2.12	0.23	0	0	25454.4	-0.03
willow	217	24	2006	0	0	6.83	5.69	-0.02	0	0	-7.03	0.23	0	0	25461.3	-0.02
willow	218	24	2006	0	0	6.43	5.7	0	0	0	-6.65	0.23	0	0	25467.7	-0.01
willow	219	24	2006	16.26	0	6.85	2.72	0.02	0	0	9.16	0.23	0	0	25474.5	0
willow	220	24	2006	0	0	6.57	5.29	-0.02	0	0	-6.76	0.23	0	0	25481.1	-0.02
willow	221	24	2006	0	0	6.09	5.27	-0.01	0	0	-6.29	0.23	0	0	25487.2	-0.02
willow	222	24	2006	0.25	0	4.53	3.96	0.01	0	0	-4.51	0.23	0	0	25491.7	0
willow	223	24	2006	0	0	5.69	4.56	-0.01	0	0	-5.89	0.22	0	0	25497.4	-0.02
willow	224	24	2006	0	0	5.6	4.76	0	0	0	-5.81	0.22	0	0	25503	-0.02
willow	225	24	2006	0	0	5.38	4.66	0	0	0	-5.59	0.22	0	0	25508.4	-0.01
willow	226	24	2006	1.78	0	5.06	3.21	0.01	0	0	-3.51	0.22	0	0	25513.5	-0.01
willow	227	24	2006	1.27	0	6.35	4.52	0	0	0	-5.29	0.22	0	0	25519.8	-0.02
willow	228	24	2006	0	0	4.72	3.98	0	0	0	-4.93	0.22	0	0	25524.5	-0.01
willow	229	24	2006	0	0	4.45	3.81	0	0	0	-4.65	0.22	0	0	25529	-0.02
willow	230	24	2006	0.51	0	4.46	3.59	0.01	0	0	-4.16	0.22	0	0	25533.4	-0.01
willow	231	24	2006	8.64	0.9	3.19	0.25	0.01	0	0	4.33	0.22	0	0	25536.6	0
willow	232	24	2006	6.1	0	5.83	1.32	0	0	0	0.95	0.22	0	0	25542.5	-0.01
willow	233	24	2006	0	0	5.18	4.09	-0.02	0	0	-5.36	0.22	0	0	25547.6	-0.02
willow	234	24	2006	0	0	4.2	3.54	0	0	0	-4.4	0.22	0	0	25551.8	-0.01
willow	235	24	2006	0	0	3.88	3.09	-0.01	0	0	-4.07	0.22	0	0	25555.7	-0.02
willow	236	24	2006	0	0	3.36	2.7	0	0	0	-3.56	0.21	0	0	25559.1	-0.01
willow	237	24	2006	1.27	0	2.14	0.86	0	0	0	-1.08	0.21	0	0	25561.2	-0.01

Attachment D-1
Honeywell
Wastebeds 9-15 SWSR Pre-Design Investigation
SHAW Output Data

RUN	DAY	HR	YR	PRECIP	precip INTRCP	ET	TRANSP	CANOPY chg in storage	SNOW chg in storage	RESIDUE chg in storage	SOIL chg in storage	PERC	RUNOFF	PONDED	Etcum	ERROR
willow	238	24	2006	6.86	0	4.11	0.16	0	0	0	2.54	0.21	0	0	25565.3	-0.01
willow	239	24	2006	0	0	1.55	1.41	0	0	0	-1.75	0.21	0	0	25566.9	-0.01
willow	240	24	2006	0	0	1.64	1.48	0	0	0	-1.85	0.21	0	0	25568.5	-0.01
willow	241	24	2006	18.54	1.84	2.04	0.08	0	0	0	14.48	0.21	0	0	25570.6	-0.01
willow	242	24	2006	0	0	3.97	1.77	-0.01	0	0	-2.32	0.21	0	0	25574.5	-0.02
willow	243	24	2006	0	0	3.87	3.27	-0.01	0	0	-4.05	0.21	0	0	25578.4	-0.02
willow	244	24	2006	0	0	3.67	3.04	0.01	0	0	-3.87	0.21	0	0	25582.1	-0.01
willow	245	24	2006	24.64	0.46	3.48	0.19	0	0	0	20.5	0.21	0	0	25585.5	0
willow	246	24	2006	1.02	0	2.76	1.29	0	0	0	-1.49	0.21	0	0	25588.3	-0.01
willow	247	24	2006	0	0	2.61	2.2	0	0	0	-2.8	0.21	0	0	25590.9	-0.02
willow	248	24	2006	0	0	1.46	1.36	0	0	0	-1.66	0.21	0	0	25592.4	-0.01
willow	249	24	2006	0.51	0	2.9	2.11	0	0	0	-2.6	0.21	0	0	25595.3	0
willow	250	24	2006	0	0	3.57	3.15	0	0	0	-3.76	0.21	0	0	25598.8	-0.01
willow	251	24	2006	0	0	4.41	3.81	0	0	0	-4.59	0.21	0	0	25603.3	-0.02
willow	252	24	2006	0	0	2.69	2.29	0	0	0	-2.88	0.21	0	0	25605.9	-0.01
willow	253	24	2006	0	0	3.9	3.03	-0.02	0	0	-4.08	0.2	0	0	25609.8	-0.01
willow	254	24	2006	0	0	4.07	3.12	0	0	0	-4.26	0.2	0	0	25613.9	-0.01
willow	255	24	2006	0	0	3.43	2.83	0	0	0	-3.63	0.2	0	0	25617.3	-0.01
willow	256	24	2006	21.84	0.75	2.59	0.07	0.01	0	0	18.28	0.2	0	0	25619.9	0.01
willow	257	24	2006	5.59	1.29	1.97	0	0.01	0	0	2.86	0.2	0	0	25621.9	0
willow	258	24	2006	0	0	2.66	1.14	0	0	0	-1.56	0.2	0	0	25624.6	-0.01
willow	259	24	2006	0	0	1.85	1.53	0	0	0	-2.03	0.2	0	0	25626.4	-0.01
willow	260	24	2006	0	0	3.73	3.28	0	0	0	-3.91	0.2	0	0	25630.1	-0.01
willow	261	24	2006	0	0	4.58	4.01	0	0	0	-4.77	0.2	0	0	25634.7	-0.01
willow	262	24	2006	1.52	0	2.99	1.48	0	0	0	-1.65	0.2	0	0	25637.7	-0.01
willow	263	24	2006	1.52	0	3.39	1.49	-0.02	0	0	-2.03	0.2	0	0	25641.1	-0.01
willow	264	24	2006	1.52	0	3.72	1.75	-0.01	0	0	-2.38	0.2	0	0	25644.8	-0.01
willow	265	24	2006	0	0	2.94	2.45	0	0	0	-3.13	0.2	0	0	25647.8	0
willow	266	24	2006	12.19	0	3.08	0.18	0.03	0	0	8.88	0.19	0	0	25650.8	0.01
willow	267	24	2006	4.32	0	4.5	1.37	0	0	0	-0.33	0.19	0	0	25655.3	-0.04
willow	268	24	2006	1.02	0	3.46	1.88	-0.02	0	0	-2.61	0.19	0	0	25658.8	-0.01
willow	269	24	2006	1.78	0	3.78	1.67	0	0	0	-2.19	0.19	0	0	25662.6	-0.01
willow	270	24	2006	0	0	3.75	3.21	0	0	0	-3.94	0.19	0	0	25666.3	0
willow	271	24	2006	22.1	0	3.54	0.64	0.01	0	0	18.36	0.19	0	0	25669.9	0
willow	272	24	2006	2.54	0	3.68	0.87	-0.01	0	0	-1.32	0.19	0	0	25673.6	0
willow	273	24	2006	0.25	0	2.5	1.75	0	0	0	-2.43	0.19	0	0	25676.1	-0.01
willow	274	24	2006	0.25	0	1.93	1.5	0.01	0	0	-1.88	0.19	0	0	25678	0
willow	275	24	2006	0	0	2.86	2.08	0	0	0	-3.05	0.19	0	0	25680.9	0
willow	276	24	2006	1.27	0	1.36	0.36	0.01	0	0	-0.27	0.19	0	0	25682.2	-0.01
willow	277	24	2006	4.83	0	2.57	0.18	0	0	0	2.07	0.19	0	0	25684.8	0
willow	278	24	2006	0	0	3.01	1.77	-0.02	0	0	-3.17	0.18	0	0	25687.8	-0.01
willow	279	24	2006	0	0	2.44	1.68	0	0	0	-2.62	0.18	0	0	25690.2	-0.01
willow	280	24	2006	0	0	2.56	1.89	0	0	0	-2.74	0.18	0	0	25692.8	0
willow	281	24	2006	0	0	2.55	2.05	0.01	0	0	-2.75	0.18	0	0	25695.4	0.01
willow	282	24	2006	0	0	2.77	2.17	0.01	0	0	-2.95	0.18	0	0	25698.1	-0.01
willow	283	24	2006	0	0	2.05	1.35	0	0	0	-2.23	0.18	0	0	25700.2	0
willow	284	24	2006	0	0	1.34	0.99	0	0	0	-1.51	0.18	0	0	25701.5	0
willow	285	24	2006	4.83	0	2.66	0.51	-0.01	0	0	2.02	0.18	0	0	25704.2	-0.02
willow	286	24	2006	0	0	2.48	1.24	-0.02	0	0	-2.63	0.18	0	0	25706.6	0
willow	287	24	2006	0.51	0	2.29	1.2	0	0	0	-1.99	0.18	0	0	25708.9	0.03
willow	288	24	2006	0	0	1.7	0.88	0	0	0	-1.88	0.18	0	0	25710.6	0
willow	289	24	2006	0	0	2.3	1.32	0	0	0	-2.47	0.17	0	0	25712.9	0
willow	290	24	2006	18.54	0	1.79	0.4	0.01	0	0	16.56	0.17	0	0	25714.7	0
willow	291	24	2006	3.05	0	1.49	0.17	0.01	0	0	1.37	0.17	0	0	25716.2	0.01
willow	292	24	2006	31.75	0	1.66	0.33	0	0	0	29.93	0.17	0	0	25717.9	-0.01
willow	293	24	2006	26.67	0.14	1.39	0.01	-0.01	0	0	24.99	0.17	0	0	25719.3	0
willow	294	24	2006	0	0	1.78	0.55	-0.01	0	0	-1.81	0.17	0	0	25721	0
willow	295	24	2006	1.02	0	1.11	0.34	0.01	0	0	-0.3	0.17	0	0	25722.2	0.02
willow	296	24	2006	2.29	0	2.49	0.27	0	0	0	-0.34	0.17	0	0	25724.6	-0.02
willow	297	24	2006	6.86	0	1.59	0.06	0	0	0	5.1	0.17	0	0	25726.2	0
willow	298	24	2006	1.27	0	1.97	0.26	0	0	0	-0.85	0.17	0	0	25728.2	-0.01
willow	299	24	2006	1.02	0	1.31	0.13	0	0	0	-0.45	0.17	0	0	25729.5	-0.01
willow	300	24	2006	3.56	0	1.75	0.18	0	0	0	1.63	0.16	0	0	25731.3	0
willow	301	24	2006	32.26	0	0.97	0.08	0.01	0	0	31.14	0.16	0	0	25732.2	-0.02
willow	302	24	2006	0.25	0	3.96	0.19	-0.01	0	0	-3.78	0.16	0	0	25736.2	-0.08
willow	303	24	2006	0	0	2.09	0.19	0	0	0	-2.29	0.16	0	0	25738.3	0.04
willow	304	24	2006	0.51	0	0.59	0.09	0.01	0	0	-0.26	0.16	0	0	25738.9	0.02
willow	305	24	2006	0	0	1.98	0	0	0	0	-2.14	0.16	0	0	25740.8	0
willow	306	24	2006	0	0	2.53	0	0	0	0	-2.69	0.16	0	0	25743.4	0
willow	307	24	2006	0	0	2.16	0	0	0	0	-2.32	0.16	0	0	25745.5	0
willow	308	24	2006	0	0	1.98	0	0	0	0	-2.14	0.16	0	0	25747.5	0
willow	309	24	2006	0	0	1.03	0	0	0	0	-1.18	0.16	0	0	25748.5	0
willow	310	24	2006	0	0	1.8	0	0	0	0	-1.95	0.16	0	0	25750.3	0
willow	311	24	2006	2.03	0	1.43	0	0	0	0	0.45	0.15	0	0	25751.8	0
willow	312	24	2006	1.27	0	0.6	0	0	0	0	0.51	0.15	0	0	25752.4	0
willow	313	24	2006	0	0	1.36	0	0	0	0	-1.51	0.15	0	0	25753.7	0
willow	314	24	2006	0	0	1.58	0	0	0	0	-1.73	0.15	0	0	25755.3	0
willow	315	24	2006	18.29	0	0.58	0	0	0	0	17.57	0.15	0	0	25755.9	-0.01
willow	316	24	2006	4.32	0	0.73	0	0	0	0	3.43	0.15	0	0	25756.6	0
willow	317	24	2006	1.02	0	0.41	0	0	0	0	0.46	0.15	0	0	25757	0
willow	318	24	2006	13.21	0	0.31	0	0	0	0	12.76	0.15	0	0	25757.3	0
willow	319	24	2006	1.52	0	0.41	0	0	0	0	0.97	0.15	0	0	25757.7	0
willow	320	24	2006	15.49	0	0.96	0	0	0	0	14.39	0.15	0	0	25758.7	0
willow	321	24	2006	1.52	0	2.46	0	0	0	0	-1.08	0.15	0	0	25761.2	0
willow	322	24	2006	1.02	0	1.03	0	0	0	0	-0.16	0.15	0	0	25762.2	0
willow	323	24	2006	0.51	0	0.64	0	0	0	0	-0.28	0.15	0	0	25762.8	0
willow	324	24	2006	1.02	0	0.96	0	0	0	0	-0.09	0.15	0	0	25763.8	0
willow	325	24	2006	0	0	1.05	0	0	0	0	-1.2	0.14	0	0	25764.8	0
willow	326	24	2006	0	0	0.46	0	0	0	0	-0.61	0.14	0	0	25765.3	0
willow	327	24	2006	0	0	0.69	0	0	0	0	-0.83	0.14	0	0	25766	0
willow	328	24	2006	0	0	0.86	0	0	0	0	-1	0.14	0	0	25766.8	0
willow	329	24	2006	0	0	0.93	0	0	0	0	-1.07	0.14	0	0	25767.8	0
willow	330	24	2006	0	0	0.56	0	0	0	0	-0.7	0.14	0	0	25768.3	0
willow	331	24	2006	0	0	0.49	0	0	0	0	-0.63	0.14	0	0	25768.8	0
willow	332	24	2006	0	0	0.55	0	0	0	0	-0.69	0.14	0	0	25769.4	0
willow	333	24	2006	0	0	0.8	0	0	0	0	-0.94	0.14	0	0	25770.2	0
willow	334	24	2006	4.83	0	1.05	0	0	0	0	3.63	0.14	0	0	25771.2	0
willow	335	24	2006	32.51	0	1.76	0	0	0	0	30.61	0.14	0	0	25773	0
willow	336	24	2006	0	0	5.03	0	0	0	0	-5.17	0.14	0	0	25778	0
willow	337	24	2006	0	0	2.03	0	0	0	0	-2.17	0.14	0	0	25780	0
willow	338	24	2006	0.25	0	1.85	0	0	0	0	-1.99	0.14	0	0.25	25781.9	0
willow	339	24	2006	0	0	1.41	0	0	0	0	-1.55	0.14	0	0.25	25783.3	0
willow	340	24	2006	0	0	1.7	0	0	0	0	-1.59	0.14	0	0	25785	0

Attachment D-1
Honeywell
Wastebeds 9-15 SWSR Pre-Design Investigation
SHAW Output Data

RUN	DAY	HR	YR	PRECIP	precip INTRCP	ET	TRANSP	CANOPY chg in storage	SNOW chg in storage	RESIDUE chg in storage	SOIL chg in storage	PERC	RUNOFF	PONDED	Etcum	ERROR
willow	341	24	2006	1.52	0	0.73	0	0	0	0	0.15	0.14	0	0.5	25785.7	0
willow	342	24	2006	3.05	0	0.2	0	0	3.54	0	-0.34	0.14	0	0	25785.9	0
willow	343	24	2006	0	0	0.21	0	0	-0.09	0	-0.26	0.14	0	0	25786.1	0
willow	344	24	2006	0	0	-0.01	0	0	0.26	0	-0.39	0.14	0	0	25786.1	0
willow	345	24	2006	0.76	0	-0.04	0	0	-1.52	0	2.18	0.14	0	0	25786.1	0
willow	346	24	2006	0	0	-0.39	0	0	-2.19	0	2.43	0.14	0	0	25785.7	0
willow	347	24	2006	0.76	0	0.58	0	0	0	0	0.03	0.14	0	0	25786.3	0
willow	348	24	2006	0	0	1.28	0	0	0	0	-1.42	0.15	0	0	25787.6	0
willow	349	24	2006	0	0	2.26	0	0	0	0	-2.41	0.15	0	0	25789.8	0
willow	350	24	2006	0	0	1.35	0	0	0	0	-1.49	0.15	0	0	25791.2	0
willow	351	24	2006	1.52	0	0.39	0	0	0	0	0.98	0.15	0	0	25791.6	0
willow	352	24	2006	0	0	1.12	0	0	0	0	-1.27	0.15	0	0	25792.7	0
willow	353	24	2006	0.25	0	1.58	0	0	0	0	-1.48	0.15	0	0	25794.3	0
willow	354	24	2006	0	0	1.38	0	0	0	0	-1.53	0.15	0	0	25795.6	0
willow	355	24	2006	0	0	1.16	0	0	0	0	-1.32	0.15	0	0	25796.8	0
willow	356	24	2006	19.05	0	0.3	0	0	0	0	18.59	0.15	0	0	25797.1	0
willow	357	24	2006	4.57	0	0.83	0	0	0	0	3.59	0.16	0	0	25797.9	0
willow	358	24	2006	0.51	0	2.08	0	0	0	0	-1.73	0.16	0	0	25800	0
willow	359	24	2006	22.1	0	0.72	0	0	0	0	21.21	0.16	0	0	25800.7	0
willow	360	24	2006	3.81	0	0.41	0	0	0	0	3.23	0.16	0	0	25801.2	0
willow	361	24	2006	1.27	0	0.49	0	0	1.17	0	-0.55	0.16	0	0	25801.6	0
willow	362	24	2006	0	0	0.01	0	0	-0.2	0	0.01	0.16	0	0	25801.7	0
willow	363	24	2006	0	0	0.21	0	0	0.53	0	-0.9	0.17	0	0	25801.9	0
willow	364	24	2006	2.03	0	0.43	0	0	-0.26	0	1.69	0.17	0	0	25802.3	0
willow	365	24	2006	0.51	0	0.07	0	0	0.25	0	0.02	0.17	0	0	25802.4	0
willow	1	24	2007	2.79	0	0.09	0	0	-1.5	0	4.03	0.17	0	0	25802.5	0
willow	2	24	2007	0	0	2.25	0	0	0	0	-2.42	0.17	0	0	25804.7	0
willow	3	24	2007	0	0	0.98	0	0	0	0	-1.16	0.18	0	0	25805.7	0
willow	4	24	2007	0.76	0	0.76	0	0	0	0	-0.18	0.18	0	0	25806.5	0
willow	5	24	2007	27.94	0	0.32	0	0	0	0	27.44	0.18	0	0	25806.8	0
willow	6	24	2007	9.91	0	1.4	0	0	0	0	8.32	0.18	0	0	25808.2	0
willow	7	24	2007	4.57	0	1.9	0	0	0	0	2.48	0.19	0	0	25810.1	0
willow	8	24	2007	11.94	0	1.79	0	0	0	0	9.95	0.19	0	0	25811.9	0.01
willow	9	24	2007	0.25	0	2.5	0	0	0	0	-2.43	0.19	0	0	25814.4	0
willow	10	24	2007	3.3	0	1.25	0	0	3.23	0	-1.37	0.19	0	0	25815.6	0
willow	11	24	2007	0.25	0	0.1	0	0	0.46	0	-0.51	0.2	0	0	25815.7	0
willow	12	24	2007	1.02	0	-0.12	0	0	-3.69	0	4.63	0.2	0	0	25815.6	0
willow	13	24	2007	7.37	0	0.05	0	0	0	0	7.12	0.2	0	0	25815.6	0
willow	14	24	2007	3.56	0	0.38	0	0	3.64	0	-0.67	0.21	0	0	25816	0
willow	15	24	2007	17.02	0	0.04	0	0	17.11	0	-0.35	0.21	0	0	25816.1	0
willow	16	24	2007	0.51	0	0.07	0	0	0.58	0	-0.35	0.22	0	0	25816.1	0
willow	17	24	2007	0	0	-0.01	0	0	0.24	0	-0.46	0.22	0	0	25816.1	0
willow	18	24	2007	0	0	0.03	0	0	0.15	0	-0.41	0.23	0	0	25816.1	0
willow	19	24	2007	2.03	0	0.11	0	0	1.98	0	-0.3	0.24	0	0	25816.3	0
willow	20	24	2007	0.25	0	0.16	0	0	0.24	0	-0.39	0.24	0	0	25816.4	0
willow	21	24	2007	0	0	0.05	0	0	0.18	0	-0.48	0.25	0	0	25816.5	0
willow	22	24	2007	2.03	0	0.09	0	0	2.08	0	-0.39	0.26	0	0	25816.6	0
willow	23	24	2007	1.02	0	-0.04	0	0	1.16	0	-0.37	0.27	0	0	25816.5	0
willow	24	24	2007	0	0	0.04	0	0	0.05	0	-0.37	0.28	0	0	25816.6	0
willow	25	24	2007	0.51	0	-0.02	0	0	0.72	0	-0.48	0.28	0	0	25816.5	0
willow	26	24	2007	1.52	0	0	0	0	1.69	0	-0.46	0.3	0	0	25816.5	0
willow	27	24	2007	2.03	0	0.01	0	0	2.12	0	-0.41	0.31	0	0	25816.6	0
willow	28	24	2007	0	0	0.08	0	0	-0.02	0	-0.37	0.32	0	0	25816.6	0
willow	29	24	2007	0.76	0	0.03	0	0	0.82	0	-0.42	0.33	0	0	25816.7	0
willow	30	24	2007	0.76	0	-0.04	0	0	0.89	0	-0.43	0.34	0	0	25816.6	0
willow	31	24	2007	1.52	0	0.04	0	0	1.55	0	-0.42	0.35	0	0	25816.7	0
willow	32	24	2007	0	0	0.03	0	0	0.04	0	-0.43	0.36	0	0	25816.7	0
willow	33	24	2007	4.32	0	0.09	0	0	4.27	0	-0.42	0.37	0	0	25816.8	0
willow	34	24	2007	0	0	0.51	0	0	-0.42	0	-0.47	0.39	0	0	25817.3	0
willow	35	24	2007	0	0	0.3	0	0	-0.17	0	-0.52	0.4	0	0	25817.6	0
willow	36	24	2007	0	0	0.59	0	0	-0.45	0	-0.54	0.41	0	0	25818.2	0
willow	37	24	2007	0	0	0.37	0	0	-0.24	0	-0.54	0.42	0	0	25818.5	0
willow	38	24	2007	0.51	0	0.5	0	0	0.13	0	-0.55	0.43	0	0	25819	0
willow	39	24	2007	0.25	0	0.56	0	0	-0.22	0	-0.53	0.44	0	0	25819.6	0
willow	40	24	2007	1.27	0	0.27	0	0	1.08	0	-0.52	0.45	0	0	25819.9	0
willow	41	24	2007	0	0	0.31	0	0	-0.25	0	-0.52	0.46	0	0	25820.2	0
willow	42	24	2007	0	0	0.36	0	0	-0.29	0	-0.54	0.47	0	0	25820.5	0
willow	43	24	2007	0.25	0	0.16	0	0	0.17	0	-0.54	0.47	0	0	25820.7	0
willow	44	24	2007	3.05	0	0.05	0	0	3.09	0	-0.58	0.48	0	0	25820.8	0
willow	45	24	2007	22.1	0	0.04	0	0	22.12	0	-0.55	0.49	0	0	25820.8	0
willow	46	24	2007	4.57	0	0.11	0	0	4.49	0	-0.52	0.5	0	0	25820.9	0
willow	47	24	2007	3.3	0	0.2	0	0	3.12	0	-0.52	0.5	0	0	25821.1	0
willow	48	24	2007	0.25	0	-0.03	0	0	0.31	0	-0.52	0.51	0	0	25821.1	0
willow	49	24	2007	1.02	0	-0.06	0	0	1.1	0	-0.53	0.51	0	0	25821	0
willow	50	24	2007	0.51	0	-0.01	0	0	0.55	0	-0.55	0.52	0	0	25821	0
willow	51	24	2007	3.05	0	0.05	0	0	3.03	0	-0.55	0.52	0	0	25821	0
willow	52	24	2007	0	0	-0.07	0	0	0.07	0	-0.53	0.52	0	0	25821	0
willow	53	24	2007	5.33	0	0.06	0	0	5.29	0	-0.54	0.53	0	0	25821	0
willow	54	24	2007	0	0	0.47	0	0	-0.46	0	-0.54	0.53	0	0	25821.5	0
willow	55	24	2007	0	0	0.11	0	0	-0.08	0	-0.57	0.53	0	0	25821.6	0
willow	56	24	2007	3.56	0	0.01	0	0	3.59	0	-0.58	0.53	0	0	25821.6	0
willow	57	24	2007	4.57	0	0.08	0	0	4.52	0	-0.56	0.54	0	0	25821.7	0
willow	58	24	2007	0.51	0	0.06	0	0	0.46	0	-0.55	0.54	0	0	25821.8	0
willow	59	24	2007	0	0	0.05	0	0	-0.03	0	-0.56	0.54	0	0	25821.8	0
willow	60	24	2007	0.51	0	0.27	0	0	0.27	0	-0.57	0.54	0	0	25822.1	0
willow	61	24	2007	32.77	0	-0.05	0	0	1.59	0	-0.52	0.54	31.2	0	25822	0
willow	62	24	2007	0.51	0	0.2	0	0	-2.89	0	-0.52	0.54	3.18	0	25822.2	0
willow	63	24	2007	0.25	0	0.6	0	0	-0.36	0	-0.53	0.54	0	0	25822.8	0
willow	64	24	2007	0.51	0	0.33	0	0	0.2	0	-0.56	0.54	0	0	25823.2	0
willow	65	24	2007	0.25	0	0.3	0	0	0.01	0	-0.6	0.54	0	0	25823.5	0
willow	66	24	2007	0.25	0	0.09	0	0	0.24	0	-0.61	0.54	0	0	25823.6	0
willow	67	24	2007	1.02	0	0.07	0	0	1.01	0	-0.6	0.54	0	0	25823.6	0
willow	68	24	2007	0	0	0.13	0	0	-0.09	0	-0.58	0.54	0	0	25823.8	0
willow	69	24	2007	2.54	0	0.1	0	0	2.46	0	-0.56	0.54	0	0	25823.8	0
willow	70	24	2007	0	0	0.14	0	0	-1.07	0	-0.51	0.54	0.91	0	25824	0
willow	71	24	2007	0	0	0.06	0	0	-1.54	0	-0.52	0.54	1.46	0	25824.1	0
willow	72	24	2007	0	0	0.04	0	0	-10.62	0	-0.48	0.54	10.51	0	25824.1	0
willow	73	24	2007	8.38	0	-1.05	0	0	-41.36	0	0.11	0.54	50.15	0	25823	0
willow	74	24	2007	9.14	0	0.1	0	0	-13.12	0	0.7	0.53	20.94	0	25823.1	0
willow	75	24	2007	4.06	0	0.53	0	0	3.61	0	-0.61	0.53	0	0	25823.7	0
willow	76	24	2007	2.03	0	0.25	0	0	1.84	0	-0.59	0.53	0	0	25823.9	0
willow	77	24	2007	1.52	0	0.79	0	0	0.77	0	-0.57	0.53	0	0	25824.7	0
willow	78	24	2007	0	0	0.36	0	0	-0.44	0	-0.55	0.53	0.1	0	25825.1	0

Attachment D-1
Honeywell
Wastebeds 9-15 SWSR Pre-Design Investigation
SHAW Output Data

RUN	DAY	HR	YR	PRECIP	precip INTRCP	ET	TRANSP	CANOPY chg in storage	SNOW chg in storage	RESIDUE chg in storage	SOIL chg in storage	PERC	RUNOFF	PONDED	Etcum	ERROR
willow	79	24	2007	0.25	0	0.6	0	0	-0.44	0	-0.57	0.53	0.13	0	25825.7	0
willow	80	24	2007	0.25	0	0.31	0	0	-0.71	0	-0.58	0.53	0.71	0	25826	0
willow	81	24	2007	2.54	0	-0.81	0	0	-29.37	0	-0.02	0.52	32.21	0	25825.2	0
willow	82	24	2007	0	0	2.01	0	0	0	0	-2.55	0.52	0	0	25827.2	0.01
willow	83	24	2007	8.38	0	1.27	0	0	0	0	6.59	0.52	0	0	25828.4	0
willow	84	24	2007	0	0	1.48	0	0	0	0	-1.99	0.52	0	0	25829.9	0
willow	85	24	2007	29.21	0	1.02	0	0	0	0	27.67	0.52	0	0	25830.9	0
willow	86	24	2007	0.25	0	1.19	0	0	0	0	-1.45	0.52	0	0	25832.1	0
willow	87	24	2007	0.25	0	4.63	0	0	0	0	-4.89	0.51	0	0	25836.8	0
willow	88	24	2007	0	0	4.25	0	0	0	0	-4.76	0.51	0	0	25841	0
willow	89	24	2007	0	0	2.36	0	0	0	0	-2.87	0.51	0	0	25843.4	0
willow	90	24	2007	0	0	3.23	0	0	0	0	-3.74	0.51	0	0	25846.6	0
willow	91	24	2007	12.7	0	2.22	0	0	0	0	9.98	0.51	0	0	25848.8	0
willow	92	24	2007	0.76	0	2.93	0.07	0	0	0	-2.66	0.51	0	0	25851.8	-0.02
willow	93	24	2007	0.25	0	3.52	0.13	0	0	0	-3.75	0.5	0	0	25855.3	-0.01
willow	94	24	2007	12.95	0	1.58	0.12	0	0	0	10.87	0.5	0	0	25856.8	0
willow	95	24	2007	0.76	0	2.36	0	-0.01	0	0	-2.12	0.5	0	0	25859.2	0.02
willow	96	24	2007	0	0	3.08	0	0	0	0	-3.59	0.5	0	0	25862.3	0
willow	97	24	2007	0.25	0	1.91	0	0	0	0	-2.16	0.5	0	0	25864.2	0
willow	98	24	2007	0.25	0	1.68	0	0	0	0	-1.95	0.51	0	0	25865.9	0.02
willow	99	24	2007	0.25	0	1.31	0	0	0	0	-1.59	0.51	0	0	25867.2	0.02
willow	100	24	2007	0.25	0	2.87	0	0	0	0	-3.14	0.51	0	0	25870.1	0.02
willow	101	24	2007	0	0	2.99	0.57	0	0	0	-3.52	0.51	0	0	25873.1	0.02
willow	102	24	2007	7.62	0	1.6	0.16	0.01	0	0	5.5	0.52	0	0	25874.7	-0.01
willow	103	24	2007	2.03	0	1.76	0	0	0	0	-0.23	0.52	0	0	25876.4	-0.02
willow	104	24	2007	0	0	2.09	0.48	0	0	0	-2.6	0.53	0	0	25878.5	-0.01
willow	105	24	2007	15.75	0.18	1.08	0	0.01	0	0	13.96	0.53	0	0	25879.6	-0.01
willow	106	24	2007	21.34	0	1.43	0	0	0	0	19.56	0.53	0	0	25881	-0.01
willow	107	24	2007	4.57	0	1.86	0	0	0	0	2.18	0.54	0	0	25882.9	-0.01
willow	108	24	2007	0	0	3.56	1.24	0	0	0	-4.11	0.54	0	0	25886.4	0
willow	109	24	2007	0	0	4.29	1.8	0	0	0	-4.85	0.55	0	0	25890.7	0.01
willow	110	24	2007	0	0	5.05	2.4	-0.01	0	0	-5.61	0.55	0	0	25895.8	0.01
willow	111	24	2007	0	0	5.11	2.6	0	0	0	-5.68	0.56	0	0	25900.9	0
willow	112	24	2007	0.25	0	5.43	2.89	0	0	0	-5.75	0.57	0	0	25906.3	0
willow	113	24	2007	10.41	0	6.43	3.22	0.01	0	0	3.41	0.57	0	0	25912.8	-0.01
willow	114	24	2007	0	0	5.72	2.79	-0.01	0	0	-6.28	0.58	0	0	25918.5	0
willow	115	24	2007	5.59	0.17	1.77	0.04	0.01	0	0	3.04	0.58	0	0	25920.2	0.01
willow	116	24	2007	0.25	0	4.36	2.05	0	0	0	-4.52	0.59	0	0	25924.6	0
willow	117	24	2007	9.4	0	3.55	1.26	0.01	0	0	5.24	0.59	0	0	25928.2	0.01
willow	118	24	2007	2.03	0	2.2	0.4	0	0	0	-0.76	0.6	0	0	25930.4	0
willow	119	24	2007	1.27	0	4.61	2.11	0	0	0	-3.94	0.61	0	0	25935	0
willow	120	24	2007	1.78	0	5.84	2.42	-0.01	0	0	-4.65	0.62	0	0	25940.8	-0.02
willow	121	24	2007	0.51	0	3.62	2.01	0	0	0	-3.74	0.62	0	0	25944.4	0
willow	122	24	2007	0	0	5.41	3.11	0	0	0	-6.05	0.63	0	0	25949.8	0.01
willow	123	24	2007	0	0	5.2	3.17	0	0	0	-5.83	0.64	0	0	25955	0
willow	124	24	2007	0	0	5.48	3.37	0	0	0	-6.13	0.64	0	0	25960.5	0
willow	125	24	2007	0	0	5.91	3.71	0	0	0	-6.56	0.65	0	0	25966.4	0
willow	126	24	2007	0	0	5.7	3.42	0	0	0	-6.35	0.66	0	0	25972.1	0
willow	127	24	2007	0	0	4.98	3.71	0.01	0	0	-5.67	0.66	0	0	25977.1	0.02
willow	128	24	2007	0	0	6.7	4.81	0	0	0	-7.37	0.67	0	0	25983.8	0
willow	129	24	2007	0	0	5.78	4.43	0.02	0	0	-6.47	0.67	0	0	25989.6	0
willow	130	24	2007	1.02	0	3.85	2.42	0.01	0	0	-3.52	0.68	0	0	25993.4	0
willow	131	24	2007	0	0	4.52	3.05	-0.01	0	0	-5.18	0.68	0	0	25998	-0.02
willow	132	24	2007	0	0	6.12	3.83	-0.03	0	0	-6.77	0.69	0	0	26004.1	-0.01
willow	133	24	2007	0	0	5.59	3.52	-0.01	0	0	-6.26	0.69	0	0	26009.7	0
willow	134	24	2007	0	0	5.73	4.12	0	0	0	-6.42	0.69	0	0	26015.4	0
willow	135	24	2007	0.51	0	6.65	5.25	0.02	0	0	-6.86	0.69	0	0	26022	0
willow	136	24	2007	7.37	0	2.87	0.22	0	0	0	3.8	0.69	0	0	26024.9	0
willow	137	24	2007	0	0	3.88	2.5	-0.02	0	0	-4.54	0.69	0	0	26028.8	-0.01
willow	138	24	2007	0	0	3.45	2.43	0	0	0	-4.14	0.69	0	0	26032.2	0
willow	139	24	2007	0	0	5.2	3.63	0	0	0	-5.88	0.69	0	0	26037.4	0
willow	140	24	2007	0.25	0	2.69	2.01	0.01	0	0	-3.14	0.69	0	0	26040.1	0.01
willow	141	24	2007	0	0	5.24	3.69	-0.01	0	0	-5.91	0.69	0	0	26045.4	-0.01
willow	142	24	2007	0	0	4.58	3.87	0	0	0	-5.27	0.68	0	0	26049.9	0.01
willow	143	24	2007	0	0	4.35	4.15	0.01	0	0	-5.05	0.68	0	0	26054.3	0
willow	144	24	2007	0	0	3.94	3.99	0.01	0	0	-4.64	0.68	0	0	26058.2	0.01
willow	145	24	2007	1.78	0	4.22	2.85	0.01	0	0	-3.12	0.67	0	0	26062.4	-0.01
willow	146	24	2007	0	0	2.9	2.78	-0.02	0	0	-3.54	0.67	0	0	26065.3	0
willow	147	24	2007	8.89	0	4.19	1.22	0.02	0	0	4.02	0.67	0	0	26069.5	0
willow	148	24	2007	0	0	4.08	2.08	-0.01	0	0	-4.73	0.66	0	0	26073.6	-0.01
willow	149	24	2007	0	0	3.52	1.96	0	0	0	-4.16	0.66	0	0	26077.1	-0.01
willow	150	24	2007	0	0	3.43	2.16	0	0	0	-4.08	0.65	0	0	26080.6	0
willow	151	24	2007	0	0	2.54	1.98	0.02	0	0	-3.2	0.64	0	0	26083.1	0
willow	152	24	2007	0	0	1.66	1.68	0	0	0	-2.29	0.64	0	0	26084.8	-0.01
willow	153	24	2007	0	0	1.69	1.67	0	0	0	-2.32	0.63	0	0	26086.4	-0.01
willow	154	24	2007	1.52	0	1.88	0.99	0.01	0	0	-0.99	0.63	0	0	26088.3	0
willow	155	24	2007	18.8	0.82	2.58	0.11	-0.01	0	0	14.79	0.62	0	0	26090.9	-0.01
willow	156	24	2007	7.37	0	5.53	1.49	-0.01	0	0	2.05	0.61	0	0	26096.4	0
willow	157	24	2007	0	0	4.88	3.27	-0.03	0	0	-5.46	0.61	0	0	26101.3	0
willow	158	24	2007	0	0	4.3	3.39	0.01	0	0	-4.9	0.6	0	0	26105.6	-0.01
willow	159	24	2007	4.32	0	6.56	2.47	0.03	0	0	-2.85	0.59	0	0	26112.2	-0.01
willow	160	24	2007	0.25	0	3.65	1.94	-0.02	0	0	-3.96	0.59	0	0	26115.8	-0.01
willow	161	24	2007	0	0	3.51	2.09	0	0	0	-4.08	0.58	0	0	26119.3	0
willow	162	24	2007	0	0	2.82	1.82	0	0	0	-3.38	0.57	0	0	26122.2	-0.01
willow	163	24	2007	0	0	3.13	1.77	0.01	0	0	-3.69	0.57	0	0	26125.3	-0.01
willow	164	24	2007	0	0	2.78	1.6	0	0	0	-3.33	0.56	0	0	26128.1	-0.01
willow	165	24	2007	0	0	1.69	1.24	-0.01	0	0	-2.22	0.55	0	0	26129.8	-0.01
willow	166	24	2007	0	0	1.37	1.24	0	0	0	-1.91	0.55	0	0	26131.1	-0.01
willow	167	24	2007	0	0	1.23	1.23	0	0	0	-1.77	0.54	0	0	26132.4	0
willow	168	24	2007	1.02	0	1.63	0.95	0.01	0	0	-1.16	0.53	0	0	26134	0
willow	169	24	2007	0	0	1.46	1.21	-0.01	0	0	-1.97	0.53	0	0	26135.4	-0.01
willow	170	24	2007	10.16	0	4.01	0.6	0.02	0	0	5.61	0.52	0	0	26139.4	0
willow	171	24	2007	7.11	0	6.31	1.22	-0.03	0	0	0.32	0.52	0	0	26145.8	0
willow	172	24	2007	0.25	0	2.6	1.29	0	0	0	-2.87	0.51	0	0	26148.4	0
willow	173	24	2007	0	0	1.98	0.87	-0.01	0	0	-2.47	0.5	0	0	26150.3	0
willow	174	24	2007	0	0	2.65	0.95	-0.01	0	0	-3.14	0.5	0	0	26153	0
willow	175	24	2007	0	0	2.03	1.08	0.02	0	0	-2.54	0.49	0	0	26155	0
willow	176	24	2007	0	0	2.23	1.13	0.01	0	0	-2.73	0.49	0	0	26157.3	0
willow	177	24	2007	0	0	1.74	1.11	0.01	0	0	-2.23	0.48	0	0	26159	0
willow	178	24	2007	6.6	0	4.54	0.65	0.02	0	0	1.59	0.47	0	0	26163.5	-0.02
willow	179	24	2007	0	0	1.71	0.88	-0.03	0	0	-2.14	0.47	0	0	26165.2	-0.01
willow	180	24	2007	0	0	2.24	0.88	-0.03	0	0	-2.66	0.46	0	0	26167.5	-0.01
willow	181	24	2007	0	0	1.26	0.84	0	0	0	-1.72	0.46	0	0	26168.7	0

Attachment D-1
Honeywell
Wastebeds 9-15 SWSR Pre-Design Investigation
SHAW Output Data

RUN	DAY	HR	YR	PRECIP	precip INTRCP	ET	TRANSP	CANOPY chg in storage	SNOW chg in storage	RESIDUE chg in storage	SOIL chg in storage	PERC	RUNOFF	PONDED	Etcum	ERROR
willow	182	24	2007	0	0	0.67	0.69	0	0	0	-1.12	0.45	0	0	26169.4	0
willow	183	24	2007	0	0	0.88	0.78	0	0	0	-1.32	0.45	0	0	26170.3	0
willow	184	24	2007	0	0	1.17	0.95	0	0	0	-1.6	0.44	0	0	26171.5	-0.01
willow	185	24	2007	1.78	0	1.23	0.32	0.02	0	0	0.09	0.44	0	0	26172.7	0
willow	186	24	2007	0.25	0	1.16	0.81	0.01	0	0	-1.34	0.43	0	0	26173.8	0
willow	187	24	2007	0	0	1.17	0.94	-0.01	0	0	-1.58	0.43	0	0	26175	-0.01
willow	188	24	2007	0	0	1.06	0.93	-0.01	0	0	-1.47	0.42	0	0	26176.1	-0.01
willow	189	24	2007	24.64	0	5.72	1.94	0.01	0	0	18.5	0.42	0	0	26181.8	-0.01
willow	190	24	2007	0.25	0	5.47	4.78	0.03	0	0	-5.63	0.41	0	0	26187.3	-0.02
willow	191	24	2007	0	0	3.84	3.26	0	0	0	-4.23	0.41	0	0	26191.1	-0.02
willow	192	24	2007	7.37	0	5.59	1.3	-0.01	0	0	1.39	0.4	0	0	26196.7	-0.01
willow	193	24	2007	0	0	3.83	2.49	-0.03	0	0	-4.19	0.4	0	0	26200.5	-0.01
willow	194	24	2007	5.08	0	5.37	0.79	0	0	0	-0.68	0.39	0	0	26205.9	0
willow	195	24	2007	0.51	0	2.69	1.54	0	0	0	-2.56	0.39	0	0	26208.6	-0.01
willow	196	24	2007	2.54	0	3.67	0.83	0.01	0	0	-1.52	0.38	0	0	26212.2	0
willow	197	24	2007	0	0	2.05	1.26	-0.01	0	0	-2.41	0.38	0	0	26214.3	-0.02
willow	198	24	2007	0.51	0	2.41	1.26	0	0	0	-2.28	0.38	0	0	26216.7	0
willow	199	24	2007	5.33	0	4.34	0.18	0.02	0	0	0.57	0.37	0	0	26221	0.04
willow	200	24	2007	15.49	0	4.3	0.12	0	0	0	10.83	0.37	0	0	26225.3	0
willow	201	24	2007	15.49	0	5.38	0.89	-0.02	0	0	9.78	0.36	0	0	26230.7	-0.01
willow	202	24	2007	0	0	6.41	5.45	-0.01	0	0	-6.76	0.36	0	0	26237.1	-0.01
willow	203	24	2007	0	0	5.05	4.57	0	0	0	-5.42	0.36	0	0	26242.2	0.01
willow	204	24	2007	4.83	0.38	4.01	0.26	0.01	0	0	0.08	0.35	0	0	26246.2	0
willow	205	24	2007	3.3	0	4.71	1.18	0	0	0	-1.37	0.35	0	0	26250.9	-0.01
willow	206	24	2007	0	0	4.16	3.78	0.01	0	0	-4.49	0.35	0	0	26255.1	-0.02
willow	207	24	2007	0	0	3.94	3.29	0	0	0	-4.28	0.34	0	0	26259	-0.01
willow	208	24	2007	4.32	0	4.58	0.6	0	0	0	-0.6	0.34	0	0	26263.6	0
willow	209	24	2007	0	0	2.82	2.15	0	0	0	-3.14	0.33	0	0	26266.4	-0.02
willow	210	24	2007	0	0	2.62	1.93	0	0	0	-2.94	0.33	0	0	26269	0
willow	211	24	2007	0	0	2.74	1.72	-0.01	0	0	-3.03	0.33	0	0	26271.8	-0.03
willow	212	24	2007	0	0	2.31	1.36	0	0	0	-2.62	0.32	0	0	26274.1	-0.01
willow	213	24	2007	0	0	2.12	1.27	0.01	0	0	-2.44	0.32	0	0	26276.2	-0.01
willow	214	24	2007	0	0	2.02	1.19	0	0	0	-2.34	0.32	0	0	26278.2	-0.01
willow	215	24	2007	0	0	1.7	0.99	0	0	0	-2.01	0.31	0	0	26279.9	-0.01
willow	216	24	2007	0	0	1.26	0.74	-0.02	0	0	-1.55	0.31	0	0	26281.2	-0.01
willow	217	24	2007	0	0	0.89	0.72	-0.01	0	0	-1.19	0.31	0	0	26282.1	-0.01
willow	218	24	2007	0	0	0.11	0.58	0.03	0	0	-0.44	0.31	0	0	26282.2	0
willow	219	24	2007	2.03	0	2.27	0.49	0	0	0	-0.54	0.3	0	0	26284.5	0
willow	220	24	2007	0.25	0	0.83	0.62	0.01	0	0	-0.87	0.3	0	0	26285.3	-0.01
willow	221	24	2007	0	0	0.99	0.68	-0.02	0	0	-1.26	0.3	0	0	26286.3	-0.01
willow	222	24	2007	5.84	0	3.81	0.06	0.01	0	0	1.75	0.29	0	0	26290.1	-0.01
willow	223	24	2007	0	0	1.8	0.8	-0.01	0	0	-2.06	0.29	0	0	26291.9	-0.02
willow	224	24	2007	0	0	1.48	0.77	0	0	0	-1.77	0.29	0	0	26293.4	0
willow	225	24	2007	0	0	0.95	0.63	-0.01	0	0	-1.23	0.29	0	0	26294.3	-0.01
willow	226	24	2007	0	0	0.9	0.63	-0.02	0	0	-1.16	0.28	0	0	26295.2	-0.01
willow	227	24	2007	0	0	0.55	0.63	0.01	0	0	-0.84	0.28	0	0	26295.8	0
willow	228	24	2007	0	0	0.53	0.64	0.01	0	0	-0.82	0.28	0	0	26296.3	0
willow	229	24	2007	13.97	0	6.11	1.64	-0.02	0	0	7.61	0.28	0	0	26302.4	-0.01
willow	230	24	2007	1.02	0	2.94	0.9	0	0	0	-2.19	0.27	0	0	26305.4	0
willow	231	24	2007	0	0	1.47	0.67	0	0	0	-1.73	0.27	0	0	26306.8	0
willow	232	24	2007	0	0	0.71	0.31	0	0	0	-0.98	0.27	0	0	26307.5	0
willow	233	24	2007	0	0	0.62	0.36	0.01	0	0	-0.91	0.27	0	0	26308.2	0.01
willow	234	24	2007	0	0	0.59	0.48	0.01	0	0	-0.87	0.26	0	0	26308.7	0.01
willow	235	24	2007	4.83	0	3.98	0.21	0.02	0	0	0.57	0.26	0	0	26312.7	-0.01
willow	236	24	2007	0	0	1.16	0.95	0.01	0	0	-1.44	0.26	0	0	26313.9	0.01
willow	237	24	2007	11.68	0	5.98	1.84	0.01	0	0	5.46	0.26	0	0	26319.9	-0.02
willow	238	24	2007	0.25	0	2.54	1.74	-0.03	0	0	-2.5	0.25	0	0	26322.4	-0.01
willow	239	24	2007	0	0	2.15	1.52	0	0	0	-2.39	0.25	0	0	26324.6	-0.01
willow	240	24	2007	0	0	1.6	0.96	0	0	0	-1.84	0.25	0	0	26326.2	-0.01
willow	241	24	2007	0	0	1.54	0.94	0.01	0	0	-1.8	0.25	0	0	26327.7	0
willow	242	24	2007	0	0	0.93	0.49	0	0	0	-1.17	0.25	0	0	26328.6	-0.01
willow	243	24	2007	0	0	1.8	0.64	-0.03	0	0	-2.01	0.24	0	0	26330.4	-0.01
willow	244	24	2007	0	0	1.74	0.61	-0.01	0	0	-1.96	0.24	0	0	26332.2	-0.01
willow	245	24	2007	0	0	1.57	0.66	0	0	0	-1.8	0.24	0	0	26333.8	-0.01
willow	246	24	2007	0	0	0.92	0.56	0.02	0	0	-1.17	0.24	0	0	26334.7	0
willow	247	24	2007	0	0	1.14	0.49	-0.01	0	0	-1.36	0.24	0	0	26335.8	-0.01
willow	248	24	2007	0	0	0.7	0.49	0	0	0	-0.93	0.23	0	0	26336.5	0
willow	249	24	2007	0	0	0.75	0.66	0.02	0	0	-1.01	0.23	0	0	26337.3	0
willow	250	24	2007	0	0	0.66	0.72	0.01	0	0	-0.9	0.23	0	0	26337.9	0
willow	251	24	2007	2.29	0	2.05	0.35	0.01	0	0	0.01	0.23	0	0	26340	0
willow	252	24	2007	18.8	2.14	1.21	0.03	0	0	0	15.23	0.23	0	0	26341.2	-0.01
willow	253	24	2007	7.87	0	4.5	0.29	-0.01	0	0	5.31	0.22	0	0	26345.7	-0.01
willow	254	24	2007	7.11	0	4.08	0.56	0	0	0	2.81	0.22	0	0	26349.8	0
willow	255	24	2007	0.51	0	4.56	3.18	-0.02	0	0	-4.23	0.22	0	0	26354.3	-0.02
willow	256	24	2007	0	0	3.64	2.95	0.01	0	0	-3.86	0.22	0	0	26358	-0.01
willow	257	24	2007	0.51	0	3.2	2.34	0.01	0	0	-2.94	0.22	0	0	26361.2	0.02
willow	258	24	2007	10.16	0	3.98	0.18	-0.02	0	0	5.99	0.22	0	0	26365.1	-0.01
willow	259	24	2007	0.76	0	2.46	1.45	-0.01	0	0	-1.9	0.21	0	0	26367.6	0
willow	260	24	2007	0	0	3.19	2.5	0	0	0	-3.4	0.21	0	0	26370.8	0
willow	261	24	2007	0	0	2.88	2.31	0.01	0	0	-3.09	0.21	0	0	26373.7	-0.01
willow	262	24	2007	0	0	2.68	2.1	0	0	0	-2.88	0.21	0	0	26376.4	-0.01
willow	263	24	2007	0	0	2.1	1.63	0.02	0	0	-2.31	0.21	0	0	26378.5	-0.01
willow	264	24	2007	0	0	1.73	1.36	0.01	0	0	-1.93	0.21	0	0	26380.2	-0.01
willow	265	24	2007	0	0	1.9	1.31	0	0	0	-2.09	0.2	0	0	26382.1	-0.01
willow	266	24	2007	0	0	2.07	0.91	-0.02	0	0	-2.25	0.2	0	0	26384.2	-0.01
willow	267	24	2007	0	0	1.64	1.02	0	0	0	-1.83	0.2	0	0	26385.8	-0.01
willow	268	24	2007	0	0	1.43	0.95	0.02	0	0	-1.63	0.2	0	0	26387.2	-0.01
willow	269	24	2007	15.49	0	4.05	1.01	0.02	0	0	11.22	0.2	0	0	26391.3	0
willow	270	24	2007	13.72	0.18	3.17	0.22	-0.01	0	0	10.2	0.2	0	0	26394.4	-0.01
willow	271	24	2007	4.06	0	3.98	0.39	-0.02	0	0	0.09	0.19	0	0	26398.4	0
willow	272	24	2007	0	0	3.36	2.43	-0.01	0	0	-3.53	0.19	0	0	26401.8	-0.01
willow	273	24	2007	0	0	3.03	2.42	0	0	0	-3.21	0.19	0	0	26404.8	-0.01
willow	274	24	2007	0	0	3.33	2.67	0	0	0	-3.52	0.19	0	0	26408.2	0
willow	275	24	2007	0	0	2.03	1.68	0	0	0	-2.22	0.19	0	0	26410.2	0
willow	276	24	2007	0	0	2.7	2.16	0.01	0	0	-2.9	0.19	0	0	26412.9	0
willow	277	24	2007	0	0	2.36	1.56	0	0	0	-2.54	0.19	0	0	26415.2	0
willow	278	24	2007	0	0	2.06	1.39	0	0	0	-2.25	0.18	0	0	26417.3	0
willow	279	24	2007	5.08	0	2.99	0.52	0.01	0	0	1.9	0.18	0	0	26420.3	-0.01
willow	280	24	2007	5.84	0	3.33	0.53	-0.01	0	0	2.35	0.18	0	0	26423.6	-0.01
willow	281	24	2007	13.46	0.24	1.89	0.12	0.01	0	0	11.15	0.18	0	0	26425.5	-0.01
willow	282	24	2007	3.56	0	2.88	0.19	-0.01	0	0	0.76	0.18	0	0	26428.4	-0.01
willow	283	24	2007	0.25	0	2.93	1.82	-0.01	0	0	-2.84	0.18	0	0	26431.3	0
willow	284	24	2007	7.11	0.75	1.53	0.09	-0.01	0	0	4.67	0.18	0	0	26432.8	0

Attachment D-1
Honeywell
Wastebeds 9-15 SWSR Pre-Design Investigation
SHAW Output Data

RUN	DAY	HR	YR	PRECIP	precip INTRCP	ET	TRANSP	CANOPY chg in storage	SNOW chg in storage	RESIDUE chg in storage	SOIL chg in storage	PERC	RUNOFF	PONDED	Etcum	ERROR
willow	285	24	2007	0.25	0	2.61	0.83	-0.01	0	0	-1.76	0.18	0	0	26435.5	0
willow	286	24	2007	3.3	0	3	0.7	0	0	0	0.13	0.17	0	0	26438.5	0
willow	287	24	2007	2.29	0	2.58	0.65	0.01	0	0	-0.49	0.17	0	0	26441	0.02
willow	288	24	2007	0	0	1.2	0.69	0.01	0	0	-1.37	0.17	0	0	26442.2	-0.01
willow	289	24	2007	0	0	2.12	1.2	-0.01	0	0	-2.29	0.17	0	0	26444.4	0
willow	290	24	2007	0.25	0	2.01	1.22	0.01	0	0	-1.94	0.17	0	0	26446.4	0
willow	291	24	2007	0	0	1.4	0.9	0.01	0	0	-1.57	0.17	0	0	26447.8	-0.01
willow	292	24	2007	9.65	0	1.76	0.49	0.02	0	0	7.7	0.17	0	0	26449.5	0.01
willow	293	24	2007	0	0	1.97	0.91	-0.03	0	0	-2.1	0.17	0	0	26451.5	-0.01
willow	294	24	2007	0	0	2.89	1.73	-0.01	0	0	-3.05	0.17	0	0	26454.4	0
willow	295	24	2007	0	0	2.74	1.64	0	0	0	-2.91	0.16	0	0	26457.1	0
willow	296	24	2007	38.86	0	1.57	0.25	0.01	0	0	37.21	0.16	0	0	26458.7	-0.09
willow	297	24	2007	0	0	1.7	0.5	-0.01	0	0	-1.87	0.16	0	0	26460.4	0.02
willow	298	24	2007	0	0	2.01	0.58	0	0	0	-2.17	0.16	0	0	26462.4	0
willow	299	24	2007	3.56	0	1.55	0.17	0	0	0	1.87	0.16	0	0	26463.9	-0.03
willow	300	24	2007	8.64	0	1.08	0.18	0.01	0	0	7.41	0.16	0	0	26465	-0.01
willow	301	24	2007	0	0	2.06	0.26	-0.01	0	0	-2.21	0.16	0	0	26467.1	0
willow	302	24	2007	0	0	1.59	0.16	0	0	0	-1.74	0.16	0	0	26468.7	-0.01
willow	303	24	2007	0	0	1.77	0.18	0	0	0	-1.93	0.16	0	0	26470.5	0
willow	304	24	2007	0	0	1.59	0.14	0	0	0	-1.73	0.15	0	0	26472	-0.01
willow	305	24	2007	1.02	0	3.66	0	0	0	0	-2.79	0.15	0	0	26475.7	0
willow	306	24	2007	0	0	1.96	0	0	0	0	-2.12	0.15	0	0	26477.7	0
willow	307	24	2007	0	0	1.32	0	0	0	0	-1.47	0.15	0	0	26479	0
willow	308	24	2007	0.25	0	0.72	0	0	0	0	-0.62	0.15	0	0	26479.7	0
willow	309	24	2007	1.78	0	1.77	0	0	0	0	-0.14	0.15	0	0	26481.5	0
willow	310	24	2007	2.29	0	2.03	0	0	0	0	0.11	0.15	0	0	26483.5	0
willow	311	24	2007	3.05	0	1.45	0	0	0	0	1.45	0.15	0	0	26484.9	0
willow	312	24	2007	0	0	1.22	0	0	0	0	-1.36	0.15	0	0	26486.2	0
willow	313	24	2007	0.25	0	1.21	0	0	0	0	-1.11	0.15	0	0	26487.4	0
willow	314	24	2007	0.51	0	0.68	0	0	0	0	-0.31	0.15	0	0	26488.1	0
willow	315	24	2007	0	0	0.9	0	0	0	0	-1.04	0.14	0	0	26489	0
willow	316	24	2007	5.08	0	0.54	0	0	0	0	4.39	0.14	0	0	26489.5	0
willow	317	24	2007	1.02	0	0.8	0	0	0	0	0.07	0.14	0	0	26490.3	0
willow	318	24	2007	1.02	0	1.1	0	0	0	0	-0.23	0.14	0	0	26491.4	0
willow	319	24	2007	27.43	0	0.57	0	0	0	0	26.72	0.14	0	0	26492	0
willow	320	24	2007	3.3	0	1.7	0	0	0	0	1.46	0.14	0	0	26493.7	0
willow	321	24	2007	1.52	0	0.33	0	0	1.8	0	-0.75	0.14	0	0	26494	0
willow	322	24	2007	0	0	0.03	0	0	0.57	0	-0.74	0.14	0	0	26494	0
willow	323	24	2007	0	0	0.07	0	0	0.11	0	-0.31	0.14	0	0	26494.1	0
willow	324	24	2007	18.8	0	-0.43	0	0	-2.48	0	21.57	0.14	0	0	26493.7	0
willow	325	24	2007	3.05	0	0.31	0	0	0	0	2.61	0.14	0	0	26494	0
willow	326	24	2007	3.3	0	0.6	0	0	0	0	2.57	0.13	0	0	26494.6	0
willow	327	24	2007	0.51	0	1.61	0	0	0	0	-1.72	0.13	0	0.49	26496.2	0
willow	328	24	2007	0	0	0.69	0	0	0	0	-0.33	0.13	0	0	26496.9	0
willow	329	24	2007	0	0	0.76	0	0	0	0	-0.89	0.13	0	0	26497.6	0
willow	330	24	2007	25.65	0	-0.24	0	0	0	0	25.75	0.13	0	0	26497.4	0.01
willow	331	24	2007	4.57	0	1.54	0	0	0	0	2.9	0.13	0	0	26498.9	0
willow	332	24	2007	0.25	0	1.47	0	0	0	0	-1.34	0.13	0	0	26500.4	0
willow	333	24	2007	0	0	3.86	0	0	0	0	-3.99	0.13	0	0	26504.3	0
willow	334	24	2007	0	0	3.86	0	0	0	0	-3.99	0.13	0	0	26508.1	0
willow	335	24	2007	2.29	0	0.43	0	0	2.21	0	-0.48	0.13	0	0	26508.6	0
willow	336	24	2007	11.43	0	0.21	0	0	11.35	0	-0.26	0.13	0	0	26508.8	0
willow	337	24	2007	18.54	0	0.2	0	0	18.31	0	-0.1	0.13	0	0	26509	0
willow	338	24	2007	2.03	0	-0.12	0	0	2.2	0	-0.17	0.12	0	0	26508.9	0
willow	339	24	2007	0.25	0	-0.11	0	0	0.47	0	-0.23	0.12	0	0	26508.7	0
willow	340	24	2007	0.25	0	-0.09	0	0	0.49	0	-0.26	0.12	0	0	26508.6	0
willow	341	24	2007	0	0	0.05	0	0	0.05	0	-0.22	0.12	0	0	26508.7	0
willow	342	24	2007	0	0	0.22	0	0	-0.19	0	-0.16	0.12	0	0	26508.9	0
willow	343	24	2007	1.02	0	-0.01	0	0	1.12	0	-0.21	0.12	0	0	26508.9	0
willow	344	24	2007	0.76	0	-0.1	0	0	0.96	0	-0.22	0.12	0	0	26508.8	0
willow	345	24	2007	7.87	0	-0.04	0	0	7.96	0	-0.16	0.12	0	0	26508.8	0
willow	346	24	2007	9.65	0	0.12	0	0	9.55	0	-0.14	0.12	0	0	26508.9	0
willow	347	24	2007	8.64	0	0.16	0	0	8.51	0	-0.15	0.12	0	0	26509.1	0
willow	348	24	2007	0.25	0	0.18	0	0	0.1	0	-0.15	0.12	0	0	26509.2	0
willow	349	24	2007	1.78	0	-0.01	0	0	1.84	0	-0.17	0.12	0	0	26509.2	0
willow	350	24	2007	23.11	0	0.17	0	0	23	0	-0.18	0.12	0	0	26509.4	0
willow	351	24	2007	1.78	0	-0.01	0	0	1.82	0	-0.15	0.12	0	0	26509.4	0
willow	352	24	2007	0.51	0	-0.04	0	0	0.58	0	-0.14	0.12	0	0	26509.4	0
willow	353	24	2007	0	0	0.03	0	0	0	0	-0.14	0.11	0	0	26509.4	0
willow	354	24	2007	0.51	0	0.01	0	0	0.52	0	-0.13	0.11	0	0	26509.4	0
willow	355	24	2007	0	0	-0.06	0	0	0.08	0	-0.13	0.11	0	0	26509.3	0
willow	356	24	2007	0	0	0.08	0	0	-0.06	0	-0.13	0.11	0	0	26509.4	0
willow	357	24	2007	19.56	0	-0.65	0	0	-14.48	0	34.57	0.11	0	0	26508.8	0
willow	358	24	2007	0.51	0	0.72	0	0	-4.47	0	4.15	0.11	0	0	26509.5	0
willow	359	24	2007	0	0	0.15	0	0	-0.2	0	-0.05	0.11	0	0	26509.6	0
willow	360	24	2007	0	0	-0.09	0	0	0.12	0	-0.15	0.11	0	0	26509.5	0
willow	361	24	2007	5.84	0	0.02	0	0	1.44	0	4.27	0.11	0	0	26509.6	0
willow	362	24	2007	0.51	0	-0.04	0	0	-1.86	0	2.29	0.11	0	0	26509.5	0
willow	363	24	2007	2.54	0	0.21	0	0	-9.8	0	12.02	0.11	0	0	26509.7	0
willow	364	24	2007	0.76	0	0.17	0	0	-1.86	0	2.34	0.11	0	0	26509.9	0
willow	365	24	2007	7.37	0	0.02	0	0	7.25	0	-0.02	0.11	0	0	26509.9	0
willow	1	24	2008	2.03	0	0.08	0	0	1.97	0	-0.12	0.11	0	0	26510	0
willow	2	24	2008	0	0	0.19	0	0	-0.13	0	-0.17	0.11	0	0	26510.2	0
willow	3	24	2008	0	0	-0.02	0	0	0.14	0	-0.23	0.11	0	0	26510.2	0
willow	4	24	2008	0	0	0.02	0	0	0.08	0	-0.21	0.11	0	0	26510.2	0
willow	5	24	2008	0	0	0.06	0	0	0	0	-0.17	0.11	0	0	26510.3	0
willow	6	24	2008	0	0	-0.09	0	0	-1.54	0	1.52	0.11	0	0	26510.2	0
willow	7	24	2008	0.25	0	-1.16	0	0	-29.5	0	30.8	0.11	0	0	26509	0
willow	8	24	2008	0	0	-1.49	0	0	-38.02	0	39.39	0.11	0	0	26507.5	0.01
willow	9	24	2008	2.29	0	5.5	0	0	0	0	-3.32	0.11	0	0	26513	0
willow	10	24	2008	0	0	1.38	0	0	0	0	-1.48	0.11	0	0	26514.4	0
willow	11	24	2008	15.49	0	0.77	0	0	0	0	14.62	0.11	0	0	26515.2	-0.01
willow	12	24	2008	0.51	0	1.4	0	0	0	0	-1	0.11	0	0	26516.6	0
willow	13	24	2008	0	0	0.75	0	0	0	0	-0.86	0.11	0	0	26517.3	0
willow	14	24	2008	4.32	0	0.26	0	0	0	0	3.95	0.11	0	0	26517.6	0
willow	15	24	2008	0.51	0	1.11	0	0	0.8	0	-1.51	0.11	0	0	26518.7	0
willow	16	24	2008	0	0	0.24	0	0	0.66	0	-1	0.11	0	0	26518.9	0
willow	17	24	2008	0	0	0.38	0	0	0.12	0	-0.61	0.11	0	0	26519.3	0
willow	18	24	2008	0	0	0.77	0	0	-0.4	0	-0.48	0.11	0	0	26520.1	0
willow	19	24	2008	0	0	0.85	0	0	-0.26	0	-0.7	0.11	0	0	26520.9	0
willow	20	24	2008	0	0	1.28	0	0	-0.91	0	-0.97	0.11	0	0.49	26522.2	0
willow	21	24	2008	0	0	2	0	0	0	0	-2.11	0.11	0	0.49	26524.2	0
willow	22	24	2008	0	0	1.66	0	0	0	0	-1.28	0.11	0	0	26525.9	0

Attachment D-1
Honeywell
Wastebeds 9-15 SWSR Pre-Design Investigation
SHAW Output Data

RUN	DAY	HR	YR	PRECIP	precip INTRCP	ET	TRANSP	CANOPY chg in storage	SNOW chg in storage	RESIDUE chg in storage	SOIL chg in storage	PERC	RUNOFF	PONDED	Etcum	ERROR
willow	23	24	2008	0	0	1.82	0	0	0	0	-1.94	0.12	0	0	26527.7	0
willow	24	24	2008	0.25	0	0.86	0	0	0	0	-0.97	0.12	0	0.25	26528.5	0
willow	25	24	2008	1.78	0	0.55	0	0	1.83	0	-0.47	0.12	0	0	26529.1	0
willow	26	24	2008	0.51	0	0.14	0	0	0.57	0	-0.33	0.12	0	0	26529.2	0
willow	27	24	2008	0.25	0	0.01	0	0	0.42	0	-0.3	0.13	0	0	26529.2	0
willow	28	24	2008	0	0	0.01	0	0	0.16	0	-0.3	0.13	0	0	26529.3	0
willow	29	24	2008	5.08	0	0.02	0	0	4.78	0	0.14	0.14	0	0	26529.3	0
willow	30	24	2008	1.02	0	0.73	0	0	-4.71	0	4.86	0.14	0	0	26530	0
willow	31	24	2008	0	0	0.37	0	0	0.04	0	-0.56	0.15	0	0	26530.4	0
willow	32	24	2008	39.37	0	0.2	0	0	39.21	0	-0.19	0.15	0	0	26530.6	0
willow	33	24	2008	1.52	0	0.11	0	0	1.38	0	-0.13	0.16	0	0	26530.7	0
willow	34	24	2008	0	0	0.04	0	0	-0.06	0	-0.14	0.16	0	0	26530.7	0
willow	35	24	2008	0	0	0.06	0	0	-0.07	0	-0.15	0.17	0	0	26530.8	0
willow	36	24	2008	15.49	0	-0.19	0	0	-5.02	0	7.24	0.17	13.29	0	26530.6	0
willow	37	24	2008	22.61	0	-0.02	0	0	-1.5	0	3.02	0.18	20.93	0	26530.6	0
willow	38	24	2008	1.02	0	0.07	0	0	0.97	0	-0.22	0.19	0	0	26530.6	0
willow	39	24	2008	0	0	-0.03	0	0	0.1	0	-0.26	0.19	0	0	26530.6	0
willow	40	24	2008	0	0	-0.03	0	0	-0.63	0	0.14	0.2	0.32	0	26530.6	0
willow	41	24	2008	1.02	0	0.49	0	0	0.61	0	-0.29	0.21	0	0	26531.1	0
willow	42	24	2008	0	0	0.6	0	0	-0.49	0	-0.33	0.21	0	0	26531.7	0
willow	43	24	2008	6.35	0	0	0	0	6.42	0	-0.3	0.22	0	0	26531.7	0
willow	44	24	2008	7.11	0	0.12	0	0	7.02	0	-0.25	0.23	0	0	26531.8	0
willow	45	24	2008	1.02	0	0.02	0	0	1.02	0	-0.26	0.23	0	0	26531.8	0
willow	46	24	2008	0.25	0	0.41	0	0	-0.13	0	-0.26	0.24	0	0	26532.2	0
willow	47	24	2008	2.29	0	0	0	0	2.33	0	-0.29	0.24	0	0	26532.2	0
willow	48	24	2008	1.02	0	0.39	0	0	0.15	0	-0.25	0.25	0.48	0	26532.6	0
willow	49	24	2008	0	0	-0.27	0	0	-15.96	0	-0.21	0.26	16.18	0	26532.3	0
willow	50	24	2008	0	0	1.22	0	0	-2.14	0	-0.25	0.26	0.91	0	26533.6	0
willow	51	24	2008	0.25	0	0.49	0	0	-0.16	0	-0.34	0.26	0	0	26534.1	0
willow	52	24	2008	0.25	0	0.17	0	0	0.16	0	-0.34	0.27	0	0	26534.2	0
willow	53	24	2008	3.3	0	0.06	0	0	3.28	0	-0.31	0.27	0	0	26534.3	0
willow	54	24	2008	0	0	0.05	0	0	-0.01	0	-0.31	0.28	0	0	26534.3	0
willow	55	24	2008	0.25	0	-0.02	0	0	0.31	0	-0.32	0.28	0	0	26534.3	0
willow	56	24	2008	0	0	-0.02	0	0	0.06	0	-0.32	0.28	0	0	26534.3	0
willow	57	24	2008	11.43	0	0.03	0	0	11.41	0	-0.3	0.29	0	0	26534.3	0
willow	58	24	2008	0.25	0	0.31	0	0	-0.03	0	-0.31	0.29	0	0	26534.6	0
willow	59	24	2008	0.25	0	0.09	0	0	0.21	0	-0.34	0.29	0	0	26534.7	0
willow	60	24	2008	2.03	0	0.01	0	0	2.06	0	-0.33	0.29	0	0	26534.7	0
willow	61	24	2008	1.27	0	0.21	0	0	1.07	0	-0.3	0.3	0	0	26534.9	0
willow	62	24	2008	0.25	0	0.04	0	0	0.24	0	-0.32	0.3	0	0	26535	0
willow	63	24	2008	0.51	0	0.09	0	0	-4.49	0	-0.27	0.3	4.88	0	26535.1	0
willow	64	24	2008	5.84	0	0.13	0	0	-5.88	0	-0.15	0.3	11.45	0	26535.2	0
willow	65	24	2008	7.11	0	0.33	0	0	6.77	0	-0.3	0.3	0	0	26535.5	0
willow	66	24	2008	0	0	-0.02	0	0	-0.61	0	-0.21	0.3	0.54	0	26535.5	0
willow	67	24	2008	10.92	0	-0.02	0	0	-0.36	0	-0.19	0.3	11.19	0	26535.5	0
willow	68	24	2008	22.35	0	0	0	0	22.36	0	-0.31	0.3	0	0	26535.5	0
willow	69	24	2008	0	0	0.65	0	0	-0.65	0	-0.31	0.3	0	0	26536.1	0
willow	70	24	2008	0	0	0.08	0	0	-0.08	0	-0.31	0.31	0	0	26536.2	0
willow	71	24	2008	0	0	0.05	0	0	-0.32	0	-0.3	0.31	0.26	0	26536.3	0
willow	72	24	2008	1.52	0	0.31	0	0	1.22	0	-0.31	0.31	0	0	26536.6	0
willow	73	24	2008	0.25	0	0.28	0	0	-0.02	0	-0.31	0.31	0	0	26536.9	0
willow	74	24	2008	1.78	0	-0.1	0	0	-2.47	0	-0.13	0.31	4.16	0	26536.8	0
willow	75	24	2008	0.76	0	-0.07	0	0	-3.18	0	0.91	0.31	2.79	0	26536.7	0
willow	76	24	2008	0	0	0.38	0	0	-1.16	0	0.47	0.31	0	0	26537.1	0
willow	77	24	2008	0	0	0.41	0	0	-1.59	0	0.49	0.31	0.39	0	26537.5	0
willow	78	24	2008	0.76	0	0.38	0	0	-5.26	0	0.64	0.3	4.7	0	26537.9	0
willow	79	24	2008	16.26	0	-0.16	0	0	-7.22	0	2.9	0.3	20.43	0	26537.7	0
willow	80	24	2008	2.54	0	0.78	0	0	-8.88	0	4.37	0.3	5.97	0	26538.5	0
willow	81	24	2008	0	0	2.48	0	0	-2.47	0	-0.31	0.3	0	0	26541	0
willow	82	24	2008	0	0	1.44	0	0	-1.38	0	-0.37	0.3	0	0	26542.4	0
willow	83	24	2008	0	0	1	0	0	-0.95	0	-0.35	0.3	0	0	26543.4	0
willow	84	24	2008	0	0	0.73	0	0	-0.69	0	-0.33	0.3	0	0	26544.1	0
willow	85	24	2008	0.51	0	0.97	0	0	-2.71	0	-0.33	0.3	2.27	0	26545.1	0
willow	86	24	2008	1.02	0	0.35	0	0	-7.84	0	-0.31	0.3	8.52	0	26545.4	0
willow	87	24	2008	2.79	0	0.22	0	0	-5.32	0	-0.23	0.3	7.82	0	26545.7	0
willow	88	24	2008	11.43	0	0.22	0	0	10.91	0	-0.16	0.3	0.17	0	26545.9	0
willow	89	24	2008	0	0	0.36	0	0	-0.39	0	-0.27	0.3	0	0	26546.2	0
willow	90	24	2008	0	0	0.27	0	0	-1.75	0	-0.14	0.3	1.32	0	26546.5	0
willow	91	24	2008	21.34	0	-0.07	0	0	-12.41	0	0.41	0.29	33.12	0	26546.4	0
willow	92	24	2008	1.02	0	0.72	0	0	-18.09	0	-1.53	0.29	19.64	0	26547.2	-0.01
willow	93	24	2008	0	0	6.28	0	0	0	0	-6.58	0.29	0	0	26553.4	0
willow	94	24	2008	0	0	2.78	0	0	0	0	-3.07	0.29	0	0	26556.2	0
willow	95	24	2008	6.35	0	0.47	0	0	0	0	5.6	0.29	0	0	26556.7	-0.01
willow	96	24	2008	0.25	0	2.94	0	0	0	0	-2.96	0.29	0	0	26559.6	-0.01
willow	97	24	2008	0	0	4.05	0	0	0	0	-4.33	0.29	0	0	26563.7	-0.01
willow	98	24	2008	0	0	5.14	0	0	0	0	-5.43	0.29	0	0	26568.8	0
willow	99	24	2008	0	0	4.38	0	0	0	0	-4.66	0.29	0	0	26573.2	0
willow	100	24	2008	0	0	5.41	0	0	0	0	-5.7	0.29	0	0	26578.6	0
willow	101	24	2008	0	0	4.67	0	0	0	0	-4.95	0.28	0	0	26583.3	0
willow	102	24	2008	12.7	0	1.29	0	0	0	0	11.13	0.28	0	0	26584.6	0
willow	103	24	2008	4.83	0	2.68	0	0	0	0	1.87	0.28	0	0	26587.3	0
willow	104	24	2008	0.51	0	4.41	0	0	0	0	-4.18	0.28	0	0	26591.7	0
willow	105	24	2008	0	0	4.88	0	0	0	0	-5.16	0.28	0	0	26596.5	0
willow	106	24	2008	0	0	4.21	0	0	0	0	-4.48	0.28	0	0	26600.7	0
willow	107	24	2008	0	0	4.43	0	0	0	0	-4.71	0.28	0	0	26605.2	0
willow	108	24	2008	0	0	4.81	0	0	0	0	-5.09	0.28	0	0	26610	0
willow	109	24	2008	0	0	4.49	0	0	0	0	-4.77	0.28	0	0	26614.5	0
willow	110	24	2008	0	0	5.87	0	0	0	0	-6.15	0.28	0	0	26620.3	0
willow	111	24	2008	0	0	7.53	0	0	0	0	-7.81	0.28	0	0	26627.9	0
willow	112	24	2008	0	0	5.73	0	0	0	0	-6.02	0.28	0	0	26633.6	0.01
willow	113	24	2008	0	0	4.76	0	0	0	0	-5.04	0.28	0	0	26638.4	0
willow	114	24	2008	0	0	0.36	0	0	0	0	-0.64	0.28	0	0	26638.7	0
willow	115	24	2008	0	0	0.97	0	0	0	0	-1.26	0.28	0	0	26639.7	0
willow	116	24	2008	0	0	0.54	0	0	0	0	-0.82	0.29	0	0	26640.2	0
willow	117	24	2008	33.02	0	4.98	0	0	0	0	27.75	0.29	0	0	26645.2	0
willow	118	24	2008	0	0	4.9	0	0	0	0	-5.19	0.29	0	0	26650.1	0
willow	119	24	2008	18.03	0	1.9	0	0	0	0	15.86	0.29	0	0	26652	-0.01
willow	120	24	2008	0	0	4.71	0	0	0	0	-5	0.29	0	0	26656.7	0
willow	121	24	2008	0	0	4.94	0.06	0	0	0	-5.25	0.3	0	0	26661.7	0.02
willow	122	24	2008	0.25	0	3.96	0.22	0	0	0	-4	0.3	0	0	26665.6	0
willow	123	24	2008	5.59	0	1.83	0.07	0	0	0	3.45	0.3	0	0	26667.4	0
willow	124	24	2008	5.33	0	3.95	0.49	0	0	0	1.07	0.31	0	0	26671.4	0
willow	125	24	2008	1.78	0	3.03	0.36	0	0	0	-1.54	0.31	0	0	26674.4	-0.02

Attachment D-1
Honeywell
Wastebeds 9-15 SWSR Pre-Design Investigation
SHAW Output Data

RUN	DAY	HR	YR	PRECIP	precip INTRCP	ET	TRANSP	CANOPY chg in storage	SNOW chg in storage	RESIDUE chg in storage	SOIL chg in storage	PERC	RUNOFF	PONDED	Etcum	ERROR
willow	126	24	2008	0	0	4.23	1.11	0	0	0	-4.53	0.31	0	0	26678.7	-0.01
willow	127	24	2008	0	0	4.77	1.44	0	0	0	-5.07	0.31	0	0	26683.4	-0.02
willow	128	24	2008	2.54	0	3.82	1.03	0	0	0	-1.59	0.32	0	0	26687.2	-0.01
willow	129	24	2008	0.25	0	3.74	1.09	0	0	0	-3.78	0.32	0	0	26691	-0.02
willow	130	24	2008	0	0	3.49	1.5	0	0	0	-3.8	0.32	0	0	26694.5	-0.02
willow	131	24	2008	0	0	3.78	1.78	0	0	0	-4.1	0.33	0	0	26698.3	-0.01
willow	132	24	2008	0	0	4.16	2.34	0	0	0	-4.49	0.33	0	0	26702.4	0
willow	133	24	2008	0	0	4.46	2.44	0	0	0	-4.79	0.33	0	0	26706.9	0
willow	134	24	2008	0	0	5.14	2.89	0	0	0	-5.46	0.33	0	0	26712	-0.01
willow	135	24	2008	0.25	0	4.51	2.92	0	0	0	-4.58	0.34	0	0	26716.5	-0.01
willow	136	24	2008	2.54	0	3	0.66	0	0	0	-0.79	0.34	0	0	26719.5	0
willow	137	24	2008	0.25	0	1.42	0.83	0	0	0	-1.49	0.34	0	0	26721	-0.02
willow	138	24	2008	9.91	0	3.98	0.99	0	0	0	5.59	0.34	0	0	26724.9	-0.01
willow	139	24	2008	2.54	0	2.44	0.15	0	0	0	-0.23	0.34	0	0	26727.4	0
willow	140	24	2008	0	0	2.42	1.55	0	0	0	-2.75	0.35	0	0	26729.8	-0.01
willow	141	24	2008	0	0	3.42	2.55	0	0	0	-3.76	0.35	0	0	26733.2	-0.01
willow	142	24	2008	0.51	0	2.62	1.5	0	0	0	-2.45	0.35	0	0	26735.8	-0.01
willow	143	24	2008	7.62	0.17	3.26	0.22	0	0	0	3.84	0.35	0	0	26739.1	0.01
willow	144	24	2008	0	0	4.6	3.27	0	0	0	-4.78	0.35	0	0	26743.7	0
willow	145	24	2008	0	0	5.2	3.88	0	0	0	-5.55	0.35	0	0	26748.9	-0.01
willow	146	24	2008	0	0	5.23	4.31	0	0	0	-5.57	0.35	0	0	26754.1	-0.01
willow	147	24	2008	0	0	4.26	3.87	0	0	0	-4.61	0.35	0	0	26758.4	-0.01
willow	148	24	2008	4.57	0	4.47	0.68	0	0	0	-0.24	0.36	0	0	26762.9	-0.02
willow	149	24	2008	0	0	5.16	3.9	0	0	0	-5.49	0.36	0	0	26768	-0.02
willow	150	24	2008	0	0	6.25	5.19	0	0	0	-6.59	0.36	0	0	26774.3	-0.01
willow	151	24	2008	0	0	3.9	3.61	0	0	0	-4.25	0.36	0	0	26778.2	-0.01
willow	152	24	2008	1.27	0	4.6	3.37	0	0	0	-3.69	0.36	0	0	26782.8	0
willow	153	24	2008	0.25	0	3.46	2.63	0	0	0	-3.54	0.36	0	0	26786.2	-0.02
willow	154	24	2008	0	0	5.71	4.72	0	0	0	-6.05	0.36	0	0	26791.9	-0.02
willow	155	24	2008	0	0	2.09	1.96	0	0	0	-2.44	0.36	0	0	26794	-0.01
willow	156	24	2008	0	0	2.85	2.65	0	0	0	-3.2	0.36	0	0	26796.9	0
willow	157	24	2008	0.51	0	4.01	3.19	0	0	0	-3.84	0.36	0	0	26800.9	-0.01
willow	158	24	2008	24.64	0	5.54	1.57	0	0	0	18.75	0.36	0	0	26806.4	-0.01
willow	159	24	2008	0	0	6.13	5.56	0	0	0	-6.45	0.35	0	0	26812.5	-0.03
willow	160	24	2008	1.02	0	5.76	4.47	0	0	0	-5.09	0.35	0	0	26818.3	-0.01
willow	161	24	2008	0	0	6.73	6.14	0	0	0	-7.06	0.35	0	0	26825	-0.02
willow	162	24	2008	6.86	0	6.39	1.94	0	0	0	0.13	0.35	0	0	26831.4	-0.02
willow	163	24	2008	0	0	5.83	4.75	0	0	0	-6.15	0.35	0	0	26837.3	-0.02
willow	164	24	2008	0	0	4.55	3.68	0	0	0	-4.88	0.35	0	0	26841.8	-0.02
willow	165	24	2008	0	0	3.91	3.4	0	0	0	-4.24	0.35	0	0	26845.7	-0.02
willow	166	24	2008	0	0	1.88	1.74	0	0	0	-2.22	0.35	0	0	26847.6	-0.01
willow	167	24	2008	0.51	0	3.66	2.45	0	0	0	-3.47	0.35	0	0	26851.3	-0.03
willow	168	24	2008	12.45	0	5.29	0.71	0	0	0	6.83	0.34	0	0	26856.5	-0.02
willow	169	24	2008	0.25	0	4.22	3.12	0	0	0	-4.29	0.34	0	0	26860.8	-0.02
willow	170	24	2008	2.29	0	3.88	1.36	0	0	0	-1.93	0.34	0	0	26864.7	-0.01
willow	171	24	2008	0.51	0	2.94	1.93	0	0	0	-2.76	0.34	0	0	26867.6	-0.01
willow	172	24	2008	2.79	0	3.99	1.15	0	0	0	-1.53	0.34	0	0	26871.6	0
willow	173	24	2008	4.32	0	5.44	1.23	0	0	0	-1.45	0.34	0	0	26877	0
willow	174	24	2008	0.51	0	2.53	1.72	0	0	0	-2.35	0.33	0	0	26879.6	0
willow	175	24	2008	14.99	0	5.43	0.77	0	0	0	9.22	0.33	0	0	26885	0.01
willow	176	24	2008	0	0	4.39	3.68	0	0	0	-4.69	0.33	0	0	26889.4	-0.03
willow	177	24	2008	0	0	4.31	3.76	0	0	0	-4.61	0.33	0	0	26893.7	-0.03
willow	178	24	2008	2.54	0	3.43	1.05	0	0	0	-1.22	0.33	0	0	26897.1	0
willow	179	24	2008	7.87	1.09	3.85	0.32	0	0	0	2.61	0.32	0	0	26901	-0.01
willow	180	24	2008	0	0	3.36	2.1	0	0	0	-2.59	0.32	0	0	26904.3	-0.01
willow	181	24	2008	10.67	0	6.02	1.13	0	0	0	4.35	0.32	0	0	26910.3	-0.01
willow	182	24	2008	1.52	0	4.85	3.01	0	0	0	-3.62	0.32	0	0	26915.2	-0.02
willow	183	24	2008	0	0	3.76	3.3	0	0	0	-4.04	0.32	0	0	26919	-0.03
willow	184	24	2008	0	0	3.75	3.08	0	0	0	-4.03	0.31	0	0	26922.7	-0.03
willow	185	24	2008	10.92	0.79	4.2	0.2	0	0	0	5.62	0.31	0	0	26926.9	0
willow	186	24	2008	0	0	4.33	3.16	0	0	0	-3.85	0.31	0	0	26931.2	0
willow	187	24	2008	0	0	2.78	2.62	0	0	0	-3.09	0.31	0	0	26934	0
willow	188	24	2008	0	0	3.11	2.74	0	0	0	-3.41	0.31	0	0	26937.1	0
willow	189	24	2008	0	0	2.67	2.3	0.01	0	0	-2.98	0.3	0	0	26939.8	0
willow	190	24	2008	0	0	2.51	1.92	0	0	0	-2.8	0.3	0	0	26942.3	-0.02
willow	191	24	2008	0	0	1.31	0.99	0	0	0	-1.6	0.3	0	0	26943.6	-0.01
willow	192	24	2008	0	0	2.13	1.1	-0.01	0	0	-2.4	0.3	0	0	26945.7	-0.02
willow	193	24	2008	2.79	0.38	2.29	0.07	0	0	0	-0.17	0.29	0	0	26948	0
willow	194	24	2008	0	0	2.09	1.28	0	0	0	-2	0.29	0	0	26950.1	-0.01
willow	195	24	2008	24.89	0.99	3.98	0.11	0	0	0	19.63	0.29	0	0	26954.1	0
willow	196	24	2008	0	0	5.4	3.95	-0.01	0	0	-4.67	0.29	0	0	26959.5	-0.02
willow	197	24	2008	0	0	5.04	4.55	0	0	0	-5.31	0.29	0	0	26964.5	-0.02
willow	198	24	2008	0	0	4	3.74	0	0	0	-4.28	0.28	0	0	26968.5	-0.01
willow	199	24	2008	0	0	2.51	2.33	0	0	0	-2.79	0.28	0	0	26971	0
willow	200	24	2008	0	0	2.43	2.09	0	0	0	-2.7	0.28	0	0	26973.5	-0.01
willow	201	24	2008	0	0	2.03	1.6	0	0	0	-2.29	0.28	0	0	26975.5	-0.02
willow	202	24	2008	20.83	1.29	3.86	0.16	0	0	0	15.4	0.28	0	0	26979.3	0
willow	203	24	2008	5.84	0.33	5.54	0	0	0	0	0.95	0.27	0	0	26984.9	0.04
willow	204	24	2008	3.81	0.52	3.46	0.07	0	0	0	-0.1	0.27	0	0	26988.3	-0.02
willow	205	24	2008	16	2.57	2.94	0	0	0	0	10.75	0.27	0	0	26991.3	-0.01
willow	206	24	2008	15.24	1.29	4.27	0	0	0	0	11.98	0.27	0	0	26995.6	0
willow	207	24	2008	0	0	6.75	5.18	0	0	0	-5.69	0.27	0	0	27002.3	-0.02
willow	208	24	2008	1.02	0	4.87	3.79	0	0	0	-4.11	0.26	0	0	27007.2	-0.01
willow	209	24	2008	0	0	6.12	5.77	0	0	0	-6.37	0.26	0	0	27013.3	-0.01
willow	210	24	2008	1.78	0	5.62	3.74	0	0	0	-4.09	0.26	0	0	27018.9	-0.01
willow	211	24	2008	0	0	5.47	4.97	0	0	0	-5.7	0.26	0	0	27024.4	-0.02
willow	212	24	2008	0	0	3.18	3.01	0	0	0	-3.41	0.26	0	0	27027.6	-0.03
willow	213	24	2008	0	0	2.94	2.85	0	0	0	-3.18	0.25	0	0	27030.5	-0.01
willow	214	24	2008	0	0	4.41	3.99	0	0	0	-4.63	0.25	0	0	27034.9	-0.03
willow	215	24	2008	6.1	1.98	3.41	0.26	0	0	0	0.45	0.25	0	0	27038.3	0
willow	216	24	2008	4.83	0.64	5.08	0	0	0	0	0.85	0.25	0	0	27043.4	0
willow	217	24	2008	0	0	4.16	3.26	0	0	0	-3.76	0.25	0	0	27047.6	-0.01
willow	218	24	2008	0	0	3.8	3.52	0	0	0	-4.02	0.24	0	0	27051.4	-0.03
willow	219	24	2008	1.52	0	3.83	2.08	0	0	0	-2.54	0.24	0	0	27055.2	-0.01
willow	220	24	2008	14.48	1.21	4.21	0.2	0	0	0	8.85	0.24	0	0	27059.4	-0.02
willow	221	24	2008	8.64	1.9	3.63	0	0	0	0	4.09	0.24	0	0	27063	-0.01
willow	222	24	2008	1.02	0	5.64	2.5	0	0	0	-2.93	0.24	0	0	27068.7	-0.03
willow	223	24	2008	5.33	0.53	5.03	0.43	0	0	0	-0.46	0.23	0	0	27073.7	0
willow	224	24	2008	8.64	2.08	3.33	0	0	0	0	3.55	0.23	0	0	27077	-0.03
willow	225	24	2008	0	0	5.28	2.84	0	0	0	-3.42	0.23	0	0	27082.3	-0.01
willow	226	24	2008	9.14	1.29	4.12	0.32	0	0	0	3.54	0.23	0	0	27086.4	-0.03
willow	227	24	2008	0	0	4.76	3.28	0	0	0	-3.7	0.23	0	0	27091.2	-0.01
willow	228	24	2008	0	0	3.29	3.17	0	0	0	-3.51	0.23	0	0	27094.5	-0.01

Attachment D-1
Honeywell
Wastebeds 9-15 SWSR Pre-Design Investigation
SHAW Output Data

RUN	DAY	HR	YR	PRECIP	precip INTRCP	ET	TRANSP	CANOPY chg in storage	SNOW chg in storage	RESIDUE chg in storage	SOIL chg in storage	PERC	RUNOFF	PONDED	Etcum	ERROR
willow	229	24	2008	1.52	0	4.59	2.92	0	0	0	-3.27	0.22	0	0	27099.1	-0.02
willow	230	24	2008	0	0	4.16	3.88	0	0	0	-4.37	0.22	0	0	27103.2	-0.01
willow	231	24	2008	0	0	3.84	3.53	0	0	0	-4.06	0.22	0	0	27107.1	-0.01
willow	232	24	2008	12.95	0	6.84	1.3	-0.01	0	0	5.93	0.22	0	0	27113.9	-0.02
willow	233	24	2008	0	0	3.8	3.54	0	0	0	-4.02	0.22	0	0	27117.7	0
willow	234	24	2008	0	0	3.44	3.25	0.01	0	0	-3.65	0.22	0	0	27121.1	-0.01
willow	235	24	2008	0	0	3.16	2.94	0.01	0	0	-3.35	0.21	0	0	27124.3	-0.03
willow	236	24	2008	0	0	2.5	2.14	0	0	0	-2.69	0.21	0	0	27126.8	-0.01
willow	237	24	2008	0	0	2.14	1.86	0	0	0	-2.34	0.21	0	0	27128.9	-0.02
willow	238	24	2008	0	0	1.42	0.96	-0.01	0	0	-1.61	0.21	0	0	27130.3	-0.02
willow	239	24	2008	0	0	1.65	1.18	-0.01	0	0	-1.83	0.21	0	0	27132	-0.02
willow	240	24	2008	0	0	1.28	1.02	0	0	0	-1.49	0.21	0	0	27133.3	0
willow	241	24	2008	0	0	0.91	0.73	0	0	0	-1.12	0.21	0	0	27134.2	-0.01
willow	242	24	2008	6.35	2.98	1.99	0.04	0.01	0	0	1.18	0.2	0	0	27136.2	-0.01
willow	243	24	2008	3.05	0.92	4.34	0	0	0	0	0.56	0.2	0	0	27140.5	0.01
willow	244	24	2008	0	0	2.33	1.03	-0.01	0	0	-1.59	0.2	0	0	27142.8	-0.02
willow	245	24	2008	0	0	1.35	1.05	0	0	0	-1.54	0.2	0	0	27144.2	-0.01
willow	246	24	2008	0	0	1.24	0.98	0	0	0	-1.43	0.2	0	0	27145.4	-0.01
willow	247	24	2008	0	0	1.17	0.87	0	0	0	-1.35	0.2	0	0	27146.6	-0.01
willow	248	24	2008	0	0	0.94	0.69	0.01	0	0	-1.14	0.2	0	0	27147.6	-0.01
willow	249	24	2008	0	0	1.33	0.9	-0.01	0	0	-1.51	0.19	0	0	27148.9	0
willow	250	24	2008	1.27	0	1.38	0.11	0	0	0	-0.3	0.19	0	0	27150.3	-0.01
willow	251	24	2008	0	0	1.07	0.53	-0.01	0	0	-1.23	0.19	0	0	27151.3	-0.02
willow	252	24	2008	0	0	0.97	0.58	0	0	0	-1.14	0.19	0	0	27152.3	-0.01
willow	253	24	2008	9.14	1.04	3.83	0.04	0	0	0	4.09	0.19	0	0	27156.1	-0.01
willow	254	24	2008	0.25	0	2.4	0.7	-0.01	0	0	-1.27	0.19	0	0	27158.5	-0.01
willow	255	24	2008	0	0	0.95	0.66	0	0	0	-1.15	0.19	0	0	27159.5	0.01
willow	256	24	2008	15.49	2.49	2.12	0.04	0.01	0	0	10.68	0.19	0	0	27161.6	0.01
willow	257	24	2008	0	0.05	2.44	0	0.01	0	0	-0.19	0.18	0	0	27164	0
willow	258	24	2008	10.67	0	6.03	1.3	0	0	0	4.54	0.18	0	0	27170.1	-0.03
willow	259	24	2008	0	0	4.15	3.58	-0.02	0	0	-4.29	0.18	0	0	27174.2	-0.03
willow	260	24	2008	0	0	2.58	2.22	-0.01	0	0	-2.74	0.18	0	0	27176.8	-0.02
willow	261	24	2008	0	0	2.81	2.59	0	0	0	-2.97	0.18	0	0	27179.6	-0.02
willow	262	24	2008	0	0	2.34	1.8	0	0	0	-2.5	0.18	0	0	27181.9	-0.02
willow	263	24	2008	0	0	1.83	1.52	0	0	0	-2	0.18	0	0	27183.8	-0.01
willow	264	24	2008	0	0	1.57	1.37	0.01	0	0	-1.75	0.18	0	0	27185.3	0
willow	265	24	2008	0	0	0.64	0.48	0	0	0	-0.8	0.17	0	0	27186	-0.01
willow	266	24	2008	0	0	1.28	0.98	0	0	0	-1.43	0.17	0	0	27187.3	-0.02
willow	267	24	2008	0	0	1.22	1.04	0	0	0	-1.38	0.17	0	0	27188.5	0
willow	268	24	2008	0	0	1.1	0.91	0	0	0	-1.26	0.17	0	0	27189.6	-0.02
willow	269	24	2008	0	0	0.98	0.73	0	0	0	-1.15	0.17	0	0	27190.6	-0.01
willow	270	24	2008	1.78	0	1.85	0.07	0	0	0	-0.24	0.17	0	0	27192.4	0.01
willow	271	24	2008	19.56	3.11	1.08	0.03	0.01	0	0	15.19	0.17	0	0	27193.5	0.01
willow	272	24	2008	0	1.93	1.23	0	-0.01	0	0	-0.21	0.17	0	0	27194.7	-0.01
willow	273	24	2008	0.25	0.85	1.53	0	-0.01	0	0	-0.34	0.17	0	0	27196.2	-0.01
willow	274	24	2008	3.05	1.52	2.07	0	0	0	0	0.15	0.16	0	0	27198.3	-0.01
willow	275	24	2008	3.81	2.64	1.25	0	0	0	0	1.28	0.16	0	0	27199.6	0
willow	276	24	2008	10.92	1.23	3.35	0	0	0	0	8.83	0.16	0	0	27202.9	-0.01
willow	277	24	2008	2.29	0	4.36	0.77	0	0	0	-1	0.16	0	0	27207.3	0
willow	278	24	2008	0.25	0	2.02	1.46	0	0	0	-1.91	0.16	0	0	27209.3	-0.01
willow	279	24	2008	0	0	1.79	1.53	0	0	0	-1.94	0.16	0	0	27211.1	-0.01
willow	280	24	2008	1.52	0	2.5	0.97	0	0	0	-1.12	0.16	0	0	27213.6	-0.01
willow	281	24	2008	0	0	2.12	1.93	0	0	0	-2.27	0.16	0	0	27215.7	-0.01
willow	282	24	2008	4.83	0	3.46	0.41	0	0	0	1.22	0.16	0	0	27219.2	-0.01
willow	283	24	2008	0.25	0	3.39	2.87	0.01	0	0	-3.3	0.16	0	0	27222.5	0
willow	284	24	2008	0	0	2.92	2.34	-0.01	0	0	-3.05	0.15	0	0	27225.5	-0.02
willow	285	24	2008	0	0	2.23	1.95	0	0	0	-2.38	0.15	0	0	27227.7	0
willow	286	24	2008	0	0	2.18	1.92	0	0	0	-2.33	0.15	0	0	27229.9	-0.01
willow	287	24	2008	0	0	1.51	1.33	0.01	0	0	-1.67	0.15	0	0	27231.4	0.01
willow	288	24	2008	0.25	0	1.44	1.06	0	0	0	-1.32	0.15	0	0	27232.8	-0.02
willow	289	24	2008	0	0	1.9	1.24	-0.01	0	0	-2.02	0.15	0	0	27234.7	-0.02
willow	290	24	2008	24.38	0.11	2.19	0.11	0	0	0	21.94	0.15	0	0	27236.9	0
willow	291	24	2008	0	0	2.12	1.03	-0.01	0	0	-2.14	0.15	0	0	27239	-0.01
willow	292	24	2008	0	0	1.68	1.06	0	0	0	-1.82	0.15	0	0	27240.7	0
willow	293	24	2008	0	0	1.49	0.98	0	0	0	-1.64	0.15	0	0	27242.2	0.01
willow	294	24	2008	0	0	1.21	0.82	0	0	0	-1.36	0.14	0	0	27243.4	0
willow	295	24	2008	13.97	0	1.75	0.11	0	0	0	12.09	0.14	0	0	27245.1	-0.01
willow	296	24	2008	0	0	1.11	0.31	-0.01	0	0	-1.24	0.14	0	0	27246.3	-0.01
willow	297	24	2008	0	0	1.34	0.57	0	0	0	-1.48	0.14	0	0	27247.6	0
willow	298	24	2008	0	0	1.57	0.73	0	0	0	-1.7	0.14	0	0	27249.2	-0.01
willow	299	24	2008	22.61	0	1.25	0.23	0.01	0	0	21.22	0.14	0	0	27250.4	-0.01
willow	300	24	2008	0.51	0	2.35	0.61	0	0	0	-1.97	0.14	0	0	27252.8	-0.02
willow	301	24	2008	1.27	0	1.71	0.29	0	0	0	-0.57	0.14	0	0	27254.5	0
willow	302	24	2008	30.48	0	0.89	0.01	0	0	0	29.48	0.14	0	0	27255.4	-0.02
willow	303	24	2008	0.25	0	1.33	0	0	0	0	-1.2	0.14	0	0	27256.7	-0.01
willow	304	24	2008	0	0	1.53	0.06	0	0	0	-1.66	0.14	0	0	27258.2	-0.01
willow	305	24	2008	0	0	1.85	0	0	0	0	-1.98	0.14	0	0	27260.1	0
willow	306	24	2008	0	0	1.75	0	0	0	0	-1.88	0.13	0	0	27261.8	0
willow	307	24	2008	0	0	1.55	0	0	0	0	-1.68	0.13	0	0	27263.4	0
willow	308	24	2008	0	0	0.6	0	0	0	0	-0.73	0.13	0	0	27264	0
willow	309	24	2008	0	0	1.12	0	0	0	0	-1.25	0.13	0	0	27265.1	0
willow	310	24	2008	0	0	0.91	0	0	0	0	-1.04	0.13	0	0	27266	0
willow	311	24	2008	0	0	1.07	0	0	0	0	-1.2	0.13	0	0	27267.1	0
willow	312	24	2008	0	0	0.99	0	0	0	0	-1.12	0.13	0	0	27268.1	0
willow	313	24	2008	7.37	0	0.4	0	0	0	0	6.83	0.13	0	0	27268.5	0
willow	314	24	2008	0.25	0	1.98	0	0	0	0	-1.85	0.13	0	0	27270.4	0
willow	315	24	2008	1.78	0	2.66	0	0	0	0	-1.01	0.13	0	0	27273.1	0
willow	316	24	2008	2.29	0	0.92	0	0	0	0	1.24	0.13	0	0	27274	0
willow	317	24	2008	0	0	0.97	0	0	0	0	-1.1	0.13	0	0	27275	0
willow	318	24	2008	1.78	0	0.87	0	0	0	0	0.78	0.13	0	0	27275.8	0
willow	319	24	2008	0	0	1.1	0	0	0	0	-1.23	0.12	0	0	27276.9	0
willow	320	24	2008	19.56	0	0.28	0	0	0	0	19.17	0.12	0	0	27277.2	-0.01
willow	321	24	2008	0.51	0	3.88	0	0	0	0	-3.5	0.12	0	0	27281.1	0
willow	322	24	2008	1.78	0	0.72	0	0	1.68	0	-0.75	0.12	0	0	27281.8	0
willow	323	24	2008	0.76	0	0.16	0	0	1.21	0	-0.72	0.12	0	0	27282	0
willow	324	24	2008	0	0	0.25	0	0	0.13	0	-0.5	0.12	0	0	27282.2	0
willow	325	24	2008	1.27	0	0.01	0	0	1.68	0	-0.53	0.12	0	0	27282.2	0
willow	326	24	2008	2.79	0	-0.1	0	0	3.17	0	-0.4	0.12	0	0	27282.1	0
willow	327	24	2008	3.56	0	-0.11	0	0	3.84	0	-0.29	0.12	0	0	27282	0
willow	328	24	2008	0	0	-0.11	0	0	0.25	0	-0.26	0.12	0	0	27281.9	0
willow	329	24	2008	2.03	0	0.1	0	0	2.01	0	-0.19	0.12	0	0	27282	0
willow	330	24	2008	19.56	0	-0.08	0	0	-0.82	0	20.35	0.12	0	0	27281.9	0
willow	331	24	2008	2.54	0	-0.01	0	0	-1.24	0	3.67	0.12	0	0	27281.9	0

Attachment D-1
Honeywell
Wastebeds 9-15 SWSR Pre-Design Investigation
SHAW Output Data

RUN	DAY	HR	YR	PRECIP	precip INTRCP	ET	TRANSP	CANOPY chg in storage	SNOW chg in storage	RESIDUE chg in storage	SOIL chg in storage	PERC	RUNOFF	PONDED	Etcum	ERROR
willow	332	24	2008	0	0	0.1	0	0	-1.8	0	1.58	0.12	0	0	27282	0
willow	333	24	2008	0	0	0.16	0	0	-4.32	0	4.05	0.11	0	0	27282.2	0
willow	334	24	2008	0.51	0	0.04	0	0	-1.01	0	1.36	0.11	0	0	27282.2	0
willow	335	24	2008	10.92	0	0.19	0	0	10.86	0	-0.24	0.11	0	0	27282.4	0
willow	336	24	2008	4.06	0	-0.22	0	0	-2.6	0	6.78	0.11	0	0	27282.2	0
willow	337	24	2008	0.51	0	0.21	0	0	-1.21	0	1.4	0.11	0	0	27282.4	0
willow	338	24	2008	0	0	0.06	0	0	-0.28	0	0.11	0.11	0	0	27282.5	0
willow	339	24	2008	0.51	0	0.35	0	0	-5.68	0	5.73	0.11	0	0	27282.8	0
willow	340	24	2008	0	0	0.61	0	0	-0.21	0	-0.51	0.11	0	0	27283.4	0
willow	341	24	2008	0	0	0.42	0	0	-0.02	0	-0.51	0.11	0	0	27283.8	0
willow	342	24	2008	0.76	0	0.22	0	0	0.8	0	-0.36	0.11	0	0	27284.1	0
willow	343	24	2008	0	0	0.04	0	0	0.15	0	-0.31	0.11	0	0	27284.1	0
willow	344	24	2008	4.83	0	0.11	0	0	3.85	0	-0.09	0.11	0.85	0	27284.2	0
willow	345	24	2008	3.3	0	-0.11	0	0	-8.14	0	-0.07	0.11	11.51	0	27284.1	0
willow	346	24	2008	2.03	0	0.01	0	0	2.34	0	-0.42	0.11	0	0	27284.1	0
willow	347	24	2008	9.4	0	0.07	0	0	9.4	0	-0.18	0.11	0	0	27284.2	0
willow	348	24	2008	0	0	-0.09	0	0	0.28	0	-0.3	0.11	0	0	27284.1	0
willow	349	24	2008	0.25	0	0.06	0	0	0.25	0	-0.16	0.11	0	0	27284.2	0
willow	350	24	2008	2.79	0	-0.81	0	0	-14.57	0	0.4	0.11	17.66	0	27283.4	0
willow	351	24	2008	0.25	0	1.87	0	0	0	0	-1.97	0.1	0	0.25	27285.2	0
willow	352	24	2008	13.97	0	0.09	0	0	14.1	0	-0.07	0.1	0	0	27285.3	0
willow	353	24	2008	0	0	-0.02	0	0	0.11	0	-0.19	0.1	0	0	27285.3	0
willow	354	24	2008	12.19	0	0.2	0	0	12.08	0	-0.18	0.1	0	0	27285.5	0
willow	355	24	2008	0	0	-0.06	0	0	0.16	0	-0.21	0.1	0	0	27285.4	0
willow	356	24	2008	8.64	0	0.25	0	0	8.46	0	-0.17	0.1	0	0	27285.7	0
willow	357	24	2008	2.03	0	-0.03	0	0	2.11	0	-0.16	0.1	0	0	27285.7	0
willow	358	24	2008	1.27	0	-0.01	0	0	1.33	0	-0.15	0.1	0	0	27285.6	0
willow	359	24	2008	3.3	0	0	0	0	-4.36	0	-0.04	0.1	7.61	0	27285.6	0
willow	360	24	2008	0	0	0.73	0	0	-1.68	0	-0.03	0.1	0.88	0	27286.4	0
willow	361	24	2008	1.02	0	0.18	0	0	0.86	0	-0.12	0.1	0	0	27286.6	0
willow	362	24	2008	16.51	0	-0.2	0	0	-6.12	0	0.33	0.1	22.4	0	27286.4	0
willow	363	24	2008	0	0	-1.6	0	0	-27.04	0	2.68	0.1	25.87	0	27284.8	0
willow	364	24	2008	0	0	1	0	0	0	0	-1.09	0.1	0	0	27285.7	0
willow	365	24	2008	1.02	0	1.39	0	0	0.85	0	-1.32	0.1	0	0	27287.1	0
willow	366	24	2008	2.03	0	0.33	0	0	2.11	0	-0.51	0.1	0	0	27287.5	0
willow	1	24	2009	0	0	0	0	0	0.28	0	-0.38	0.1	0	0	27287.5	0
willow	2	24	2009	0.25	0	0.2	0	0	0.22	0	-0.26	0.1	0	0	27287.7	0
willow	3	24	2009	1.52	0	0.04	0	0	1.66	0	-0.28	0.1	0	0	27287.7	0
willow	4	24	2009	1.02	0	-0.04	0	0	1.25	0	-0.29	0.1	0	0	27287.7	0
willow	5	24	2009	0	0	-0.11	0	0	0.21	0	-0.2	0.1	0	0	27287.6	0
willow	6	24	2009	0.25	0	-0.02	0	0	0.46	0	-0.28	0.1	0	0	27287.5	0
willow	7	24	2009	14.99	0	-0.02	0	0	15.03	0	-0.12	0.1	0	0	27287.5	0
willow	8	24	2009	0.76	0	0.22	0	0	0.58	0	-0.14	0.1	0	0	27287.7	0
willow	9	24	2009	0	0	-0.02	0	0	0.16	0	-0.23	0.1	0	0	27287.7	0
willow	10	24	2009	3.05	0	-0.02	0	0	3.2	0	-0.22	0.1	0	0	27287.7	0
willow	11	24	2009	5.08	0	-0.06	0	0	5.2	0	-0.16	0.1	0	0	27287.6	0
willow	12	24	2009	0.76	0	-0.07	0	0	0.88	0	-0.15	0.1	0	0	27287.6	0
willow	13	24	2009	0	0	0.25	0	0	-0.21	0	-0.13	0.1	0	0	27287.8	0
willow	14	24	2009	0	0	-0.02	0	0	0.11	0	-0.19	0.09	0	0	27287.8	0
willow	15	24	2009	0	0	-0.01	0	0	0.14	0	-0.22	0.09	0	0	27287.8	0
willow	16	24	2009	0	0	0.19	0	0	-0.07	0	-0.22	0.09	0	0	27288	0
willow	17	24	2009	0.25	0	0.18	0	0	0.2	0	-0.22	0.09	0	0	27288.2	0
willow	18	24	2009	3.3	0	0	0	0	3.38	0	-0.17	0.09	0	0	27288.2	0
willow	19	24	2009	0.25	0	-0.07	0	0	0.4	0	-0.17	0.09	0	0	27288.1	0
willow	20	24	2009	0.25	0	-0.08	0	0	0.44	0	-0.19	0.09	0	0	27288	0
willow	21	24	2009	0	0	0.17	0	0	-0.09	0	-0.18	0.09	0	0	27288.2	0
willow	22	24	2009	0	0	0.25	0	0	-0.21	0	-0.14	0.09	0	0	27288.4	0
willow	23	24	2009	0	0	0.03	0	0	-0.11	0	-0.02	0.09	0	0	27288.5	0
willow	24	24	2009	0	0	0.66	0	0	-0.58	0	-0.18	0.09	0	0	27289.1	0
willow	25	24	2009	0	0	0.28	0	0	-0.17	0	-0.21	0.09	0	0	27289.4	0
willow	26	24	2009	0	0	0.18	0	0	-0.07	0	-0.2	0.09	0	0	27289.6	0
willow	27	24	2009	0	0	0.18	0	0	-0.1	0	-0.17	0.09	0	0	27289.8	0
willow	28	24	2009	14.99	0	0.16	0	0	14.88	0	-0.15	0.09	0	0	27289.9	0
willow	29	24	2009	0	0	0.15	0	0	-0.12	0	-0.12	0.09	0	0	27290.1	0
willow	30	24	2009	0	0	0.23	0	0	-0.2	0	-0.12	0.09	0	0	27290.3	0
willow	31	24	2009	0.51	0	0.12	0	0	0.44	0	-0.14	0.09	0	0	27290.4	0
willow	32	24	2009	0	0	0.19	0	0	-0.18	0	-0.11	0.09	0	0	27290.6	0
willow	33	24	2009	0	0	0.06	0	0	-0.06	0	-0.09	0.09	0	0	27290.7	0
willow	34	24	2009	0	0	0.05	0	0	0.01	0	-0.15	0.09	0	0	27290.7	0
willow	35	24	2009	0	0	0.1	0	0	0	0	-0.2	0.09	0	0	27290.8	0
willow	36	24	2009	0	0	0.09	0	0	0.02	0	-0.2	0.09	0	0	27290.9	0
willow	37	24	2009	0	0	0.16	0	0	-0.08	0	-0.17	0.09	0	0	27291.1	0
willow	38	24	2009	0	0	0.18	0	0	-0.49	0	0.21	0.09	0	0	27291.3	0
willow	39	24	2009	0	0	0.17	0	0	-7.51	0	7.25	0.09	0	0	27291.4	0
willow	40	24	2009	0	0	0.08	0	0	-1.52	0	1.35	0.09	0	0	27291.5	0
willow	41	24	2009	0	0	0.15	0	0	-1.15	0	0.91	0.09	0	0	27291.7	0
willow	42	24	2009	6.35	0	-0.15	0	0	-7.08	0	7.47	0.09	6.02	0	27291.5	0
willow	43	24	2009	13.72	0	-0.61	0	0	-27.51	0	15.26	0.09	26.48	0	27290.9	0
willow	44	24	2009	1.27	0	0.96	0	0	0.72	0	-0.49	0.09	0	0	27291.9	0
willow	45	24	2009	0	0	0.29	0	0	0	0	-0.38	0.09	0	0	27292.1	0
willow	46	24	2009	0	0	0.26	0	0	-0.01	0	-0.33	0.09	0	0	27292.4	0
willow	47	24	2009	0	0	0.19	0	0	0.05	0	-0.33	0.09	0	0	27292.6	0
willow	48	24	2009	0	0	0.14	0	0	0.07	0	-0.3	0.09	0	0	27292.7	0
willow	49	24	2009	4.32	0	0.36	0	0	4.01	0	-0.15	0.09	0	0	27293.1	0
willow	50	24	2009	2.29	0	0.34	0	0	2.01	0	-0.15	0.09	0	0	27293.4	0
willow	51	24	2009	0.76	0	0.43	0	0	0.46	0	-0.22	0.09	0	0	27293.9	0
willow	52	24	2009	0	0	0.19	0	0	-0.09	0	-0.18	0.09	0	0	27294	0
willow	53	24	2009	0.76	0	0.4	0	0	0.43	0	-0.15	0.09	0	0	27294.4	0
willow	54	24	2009	0	0	0.39	0	0	-0.26	0	-0.23	0.09	0	0	27294.8	0
willow	55	24	2009	0.25	0	0.17	0	0	0.25	0	-0.25	0.09	0	0	27295	0
willow	56	24	2009	0	0	0.12	0	0	-0.01	0	-0.2	0.09	0	0	27295.1	0
willow	57	24	2009	0.51	0	0	0	0	-2.86	0	-0.02	0.09	3.3	0	27295.1	0
willow	58	24	2009	2.54	0	-0.31	0	0	-9.33	0	0.07	0.09	11.6	0.44	27294.8	0
willow	59	24	2009	0	0	2.42	0	0	0	0	-2.51	0.09	0	0.44	27297.2	0
willow	60	24	2009	0	0	1.3	0	0	0	0	-1.39	0.09	0	0.44	27298.5	0
willow	61	24	2009	0	0	1.92	0	0	0	0	-2.01	0.09	0	0.44	27300.4	0
willow	62	24	2009	0	0	1.92	0	0	0	0	-2.01	0.09	0	0.44	27302.4	0
willow	63	24	2009	0	0	1.53	0	0	0	0	-1.62	0.09	0	0.44	27303.9	0
willow	64	24	2009	0	0	0.89	0	0	0	0	-0.54	0.09	0	0	27304.8	0
willow	65	24	2009	0.76	0	0.49	0	0	0	0	0.18	0.09	0	0	27305.3	0
willow	66	24	2009	31.24	0	1.08	0	0	0	0	18.34	0.09	11.73	0	27306.4	0
willow	67	24	2009	5.59	0	0.5	0	0	0	0	1.97	0.09	3.03	0	27306.9	0
willow	68	24	2009	16.26	0	0.65	0	0	0	0	3.09	0.09	12.43	0	27307.5	0

Attachment D-1
Honeywell
Wastebeds 9-15 SWSR Pre-Design Investigation
SHAW Output Data

RUN	DAY	HR	YR	PRECIP	precip INTRCP	ET	TRANSP	CANOPY chg in storage	SNOW chg in storage	RESIDUE chg in storage	SOIL chg in storage	PERC	RUNOFF	PONDED	Etcum	ERROR
willow	69	24	2009	2.54	0	0.8	0	0	0	0	1.66	0.09	0	0	27308.3	0
willow	70	24	2009	7.62	0	3.48	0	0	0	0	4.06	0.09	0	0	27311.8	0
willow	71	24	2009	0	0	4.4	0	0	0	0	-4.49	0.09	0	0	27316.2	0
willow	72	24	2009	0	0	1.5	0	0	0	0	-1.59	0.09	0	0	27317.7	0
willow	73	24	2009	0	0	1.25	0	0	0	0	-1.34	0.09	0	0	27318.9	0
willow	74	24	2009	0	0	1.68	0	0	0	0	-1.77	0.09	0	0	27320.6	0
willow	75	24	2009	0	0	1.73	0	0	0	0	-1.81	0.09	0	0	27322.4	0
willow	76	24	2009	0	0	2.57	0	0	0	0	-2.66	0.09	0	0	27324.9	0
willow	77	24	2009	4.32	0	1.47	0	0	0	0	2.76	0.09	0	0	27326.4	0
willow	78	24	2009	4.83	0	3.36	0	0	0	0	1.39	0.09	0	0	27329.8	-0.01
willow	79	24	2009	0	0	3.92	0	0	0	0	-4.01	0.09	0	0	27333.7	0
willow	80	24	2009	0	0	1.61	0	0	0	0	-1.7	0.09	0	0	27335.3	0
willow	81	24	2009	0	0	2.14	0	0	0	0	-2.22	0.09	0	0	27337.4	0
willow	82	24	2009	0	0	4.27	0	0	0	0	-4.36	0.09	0	0	27341.7	0
willow	83	24	2009	0	0	1.78	0	0	0	0	-1.87	0.09	0	0	27343.5	0
willow	84	24	2009	0	0	3.85	0	0	0	0	-3.93	0.09	0	0	27347.3	0
willow	85	24	2009	4.57	0	1.13	0	0	0	0	3.35	0.09	0	0	27348.4	0
willow	86	24	2009	0.25	0	2.9	0	0	0	0	-2.73	0.09	0	0	27351.3	0
willow	87	24	2009	0	0	3.03	0	0	0	0	-3.11	0.09	0	0	27354.4	0
willow	88	24	2009	13.46	0	1.33	0	0	0	0	12.05	0.09	0	0	27355.7	0
willow	89	24	2009	5.08	0	1.64	0	0	0	0	3.36	0.09	0	0	27357.3	0
willow	90	24	2009	0	0	2.49	0	0	0	0	-2.57	0.09	0	0	27359.8	0
willow	91	24	2009	1.52	0	1.79	0	0	0	0	-0.35	0.09	0	0	27361.6	0
willow	92	24	2009	0	0	3.83	0.11	0	0	0	-3.93	0.09	0	0	27365.4	0.01
willow	93	24	2009	18.29	0	1.21	0.06	0	0	0	17	0.09	0	0	27366.6	-0.01
willow	94	24	2009	12.95	0	1.88	0.03	0	0	0	11.01	0.09	0	0	27368.5	-0.02
willow	95	24	2009	2.03	0	3.08	0.19	0	0	0	-1.12	0.09	0	0	27371.6	-0.01
willow	96	24	2009	8.89	0	1.55	0.09	0	0	0	7.26	0.09	0	0	27373.2	-0.01
willow	97	24	2009	0	0	1.82	0	0	0	0	-1.89	0.09	0	0	27375	-0.01
willow	98	24	2009	0	0	1.95	0	0	0	0	-2.03	0.09	0	0	27376.9	0
willow	99	24	2009	0	0	4.12	0.68	0	0	0	-4.2	0.09	0	0	27381	-0.01
willow	100	24	2009	0	0	3.22	0.73	0	0	0	-3.31	0.09	0	0	27384.3	0.01
willow	101	24	2009	0	0	3.83	0.57	0	0	0	-3.91	0.09	0	0	27388.1	0
willow	102	24	2009	0	0	2.85	0	0	0	0	-2.94	0.09	0	0	27390.9	0.01
willow	103	24	2009	0	0	2.96	0.58	0	0	0	-3.06	0.09	0	0	27393.9	0.01
willow	104	24	2009	0	0	3.6	1.23	0	0	0	-3.69	0.09	0	0	27397.5	0
willow	105	24	2009	0	0	4.06	1.58	0	0	0	-4.14	0.09	0	0	27401.6	0
willow	106	24	2009	0	0	4.2	1.47	0	0	0	-4.29	0.09	0	0	27405.8	0
willow	107	24	2009	0	0	4.51	1.85	0	0	0	-4.59	0.09	0	0	27410.3	-0.01
willow	108	24	2009	0	0	3.22	1.79	0	0	0	-3.31	0.09	0	0	27413.5	0.01
willow	109	24	2009	0.25	0	3.96	1.57	0	0	0	-3.81	0.09	0	0	27417.5	0.02
willow	110	24	2009	3.05	0	3.06	0.84	0	0	0	-0.08	0.09	0	0	27420.5	-0.01
willow	111	24	2009	1.27	0	3.8	1.38	0.01	0	0	-2.62	0.09	0	0	27424.3	0
willow	112	24	2009	1.52	0	2.61	0.73	-0.01	0	0	-1.17	0.09	0	0	27426.9	0
willow	113	24	2009	4.83	0	2.91	0.54	0	0	0	1.83	0.09	0	0	27429.8	0
willow	114	24	2009	0	0	5.24	3.12	0	0	0	-5.32	0.09	0	0	27435.1	-0.01
willow	115	24	2009	0	0	3.67	3.5	0.01	0	0	-3.77	0.09	0	0	27438.7	0
willow	116	24	2009	0	0	4.59	2.86	0.01	0	0	-4.68	0.09	0	0	27443.3	-0.01
willow	117	24	2009	0	0	3.54	2.85	-0.01	0	0	-3.62	0.09	0	0	27446.9	0
willow	118	24	2009	1.02	0	4.66	2.79	0	0	0	-3.72	0.09	0	0	27451.5	-0.01
willow	119	24	2009	0	0	4.92	2.6	-0.01	0	0	-4.99	0.09	0	0	27456.5	0
willow	120	24	2009	2.29	0	3.51	1.43	0	0	0	-1.31	0.09	0	0	27460	0
willow	121	24	2009	4.06	0	4.44	1.8	0.01	0	0	-0.5	0.09	0	0	27464.4	0.02
willow	122	24	2009	4.57	0	5.16	1.41	-0.01	0	0	-0.67	0.09	0	0	27469.6	0
willow	123	24	2009	0	0	3.44	2.46	0	0	0	-3.53	0.09	0	0	27473	0
willow	124	24	2009	0	0	3.28	2.34	0	0	0	-3.36	0.09	0	0	27476.3	-0.01
willow	125	24	2009	0	0	2.4	1.79	0	0	0	-2.49	0.09	0	0	27478.7	0
willow	126	24	2009	0.25	0	3.3	2.13	0.01	0	0	-3.15	0.09	0	0	27482	0
willow	127	24	2009	9.14	0.04	2.54	0.13	0.01	0	0	6.46	0.1	0	0	27484.5	0.01
willow	128	24	2009	11.94	0	4.51	1.41	0	0	0	7.36	0.1	0	0	27489	0.01
willow	129	24	2009	7.11	0	5.58	2.26	0	0	0	1.45	0.1	0	0	27494.6	-0.02
willow	130	24	2009	1.27	0	4.52	1.9	-0.02	0	0	-3.34	0.1	0	0	27499.1	0
willow	131	24	2009	0	0	5.06	3.16	0	0	0	-5.15	0.1	0	0	27504.2	-0.01
willow	132	24	2009	0	0	4.81	3.35	0	0	0	-4.91	0.1	0	0	27509	0
willow	133	24	2009	0	0	6.19	4.3	0	0	0	-6.28	0.1	0	0	27515.2	-0.01
willow	134	24	2009	2.54	0	4.1	1.93	0.01	0	0	-1.69	0.1	0	0	27519.3	0.01
willow	135	24	2009	0	0	4.84	3.59	-0.01	0	0	-4.93	0.1	0	0	27524.1	0
willow	136	24	2009	18.8	0	3.62	1.02	0.01	0	0	15.05	0.1	0	0	27527.8	0.01
willow	137	24	2009	0	0	5.49	3.33	-0.02	0	0	-5.57	0.11	0	0	27533.2	0
willow	138	24	2009	0	0	5.25	3.43	0	0	0	-5.35	0.11	0	0	27538.5	-0.01
willow	139	24	2009	0	0	5.87	4.32	0	0	0	-5.97	0.11	0	0	27544.4	-0.01
willow	140	24	2009	0	0	6.44	5.11	0.01	0	0	-6.56	0.11	0	0	27550.8	0
willow	141	24	2009	0	0	7.18	5.74	0	0	0	-7.28	0.11	0	0	27558	-0.01
willow	142	24	2009	0	0	5.08	3.61	0.01	0	0	-5.19	0.11	0	0	27563.1	-0.01
willow	143	24	2009	0	0	4.06	3.06	0	0	0	-4.17	0.11	0	0	27567.1	0
willow	144	24	2009	0	0	4.07	2.94	-0.01	0	0	-4.16	0.11	0	0	27571.2	-0.01
willow	145	24	2009	0	0	4.52	2.82	-0.01	0	0	-4.61	0.11	0	0	27575.7	-0.01
willow	146	24	2009	6.35	0	4.6	1.08	0	0	0	1.65	0.11	0	0	27580.3	-0.01
willow	147	24	2009	8.13	0	4.05	0.73	0.02	0	0	3.96	0.12	0	0	27584.4	-0.01
willow	148	24	2009	10.92	0	3.47	0.29	0.01	0	0	7.33	0.12	0	0	27587.8	-0.01
willow	149	24	2009	3.3	0	3.01	0.15	-0.01	0	0	0.19	0.12	0	0	27590.8	-0.01
willow	150	24	2009	0.25	0	4.81	3.38	-0.01	0	0	-4.65	0.12	0	0	27595.6	-0.01
willow	151	24	2009	1.52	0	5.75	2.75	-0.01	0	0	-4.33	0.12	0	0	27601.4	0
willow	152	24	2009	0	0	2.8	2.37	0	0	0	-2.91	0.12	0	0	27604.2	-0.01
willow	153	24	2009	0	0	3.04	2.31	0.01	0	0	-3.16	0.12	0	0	27607.2	0
willow	154	24	2009	0	0	3.14	2.24	0	0	0	-3.25	0.12	0	0	27610.4	0
willow	155	24	2009	0	0	3.52	2.21	0	0	0	-3.64	0.12	0	0	27613.9	0
willow	156	24	2009	0	0	2.75	1.81	0	0	0	-2.88	0.12	0	0	27616.6	0
willow	157	24	2009	0	0	3.04	1.78	0	0	0	-3.16	0.12	0	0	27619.7	0
willow	158	24	2009	0	0	2.09	1.27	0	0	0	-2.2	0.12	0	0	27621.8	-0.01
willow	159	24	2009	0.25	0	2.34	1.3	0.01	0	0	-2.22	0.12	0	0	27624.1	0.01
willow	160	24	2009	6.86	0	4.85	0.79	0.01	0	0	1.87	0.12	0	0	27629	0
willow	161	24	2009	0	0	2.08	0.98	-0.01	0	0	-2.19	0.13	0	0	27631	-0.01
willow	162	24	2009	22.86	0.3	3.19	0.09	0.02	0	0	19.23	0.13	0	0	27634.2	0
willow	163	24	2009	39.88	0	5	0.95	0	0	0	35.06	0.13	0	0	27639.2	-0.01
willow	164	24	2009	0.25	0	4.15	3.46	-0.01	0	0	-3.99	0.13	0	0	27643.4	-0.02
willow	165	24	2009	0	0	5.88	5.03	0	0	0	-5.99	0.13	0	0	27649.3	-0.01
willow	166	24	2009	3.56	0	6.34	2.62	0	0	0	-2.93	0.13	0	0	27655.6	0.01
willow	167	24	2009	0	0	6.15	5.05	0	0	0	-6.26	0.13	0	0	27661.8	-0.02
willow	168	24	2009	1.27	0	5.31	3.69	0	0	0	-4.16	0.13	0	0	27667.1	-0.01
willow	169	24	2009	26.92	1.26	2.54	0.09	0	0	0	22.99	0.13	0	0	27669.6	0
willow	170	24	2009	0.25	0	3.3	1.51	0	0	0	-1.91	0.13	0	0	27672.9	0
willow	171	24	2009	12.7	2.09	1.68	0.08	0	0	0	8.81	0.13	0	0	27674.6	-0.01

Attachment D-1
Honeywell
Wastebeds 9-15 SWSR Pre-Design Investigation
SHAW Output Data

RUN	DAY	HR	YR	PRECIP	precip INTRCP	ET	TRANSP	CANOPY chg in storage	SNOW chg in storage	RESIDUE chg in storage	SOIL chg in storage	PERC	RUNOFF	PONDED	Etcum	ERROR
willow	172	24	2009	0.25	0	4.45	1.97	0.01	0	0	-2.24	0.13	0	0	27679	0
willow	173	24	2009	0	0	6.86	5.83	0	0	0	-6.97	0.13	0	0	27685.9	-0.02
willow	174	24	2009	0	0	7.04	5.97	0	0	0	-7.15	0.13	0	0	27692.9	-0.01
willow	175	24	2009	0	0	7.15	6.23	0	0	0	-7.26	0.13	0	0	27700.1	-0.02
willow	176	24	2009	0	0	5.49	5.08	0.01	0	0	-5.62	0.13	0	0	27705.6	0
willow	177	24	2009	2.29	0	3.62	1.39	0	0	0	-1.44	0.13	0	0	27709.2	-0.02
willow	178	24	2009	0	0	3.74	3.35	-0.01	0	0	-3.85	0.13	0	0	27712.9	-0.01
willow	179	24	2009	3.56	0	6.56	3.05	0	0	0	-3.18	0.13	0	0	27719.5	0.04
willow	180	24	2009	2.79	0	5.4	2.37	0	0	0	-2.72	0.13	0	0	27724.9	-0.01
willow	181	24	2009	9.4	0.77	3.64	0.33	0	0	0	4.86	0.13	0	0	27728.5	-0.01
willow	182	24	2009	0.25	0	4.26	2.89	0	0	0	-3.34	0.13	0	0	27732.8	-0.02
willow	183	24	2009	2.79	0	2.85	0.25	0	0	0	-0.18	0.13	0	0	27735.6	-0.01
willow	184	24	2009	0.25	0	3.83	3.23	0	0	0	-3.68	0.13	0	0	27739.5	-0.02
willow	185	24	2009	0	0	5	4.12	-0.01	0	0	-5.11	0.13	0	0	27744.5	-0.01
willow	186	24	2009	0	0	5.66	4.55	0	0	0	-5.77	0.13	0	0	27750.1	-0.02
willow	187	24	2009	0.76	0	4.52	3.24	0.01	0	0	-3.88	0.13	0	0	27754.6	-0.01
willow	188	24	2009	4.06	0	4.95	1.03	0	0	0	-1	0.13	0	0	27759.6	-0.02
willow	189	24	2009	0.51	0	3.46	2.44	0	0	0	-3.07	0.13	0	0	27763	-0.01
willow	190	24	2009	0	0	3.28	2.66	0	0	0	-3.41	0.13	0	0	27766.3	0
willow	191	24	2009	0	0	3.37	2.48	0	0	0	-3.49	0.13	0	0	27769.7	-0.01
willow	192	24	2009	9.65	0	5.51	1.42	0.01	0	0	4.01	0.13	0	0	27775.2	-0.01
willow	193	24	2009	0	0	3.68	2.37	-0.02	0	0	-3.78	0.13	0	0	27778.9	-0.01
willow	194	24	2009	0	0	2.7	1.65	0	0	0	-2.82	0.13	0	0	27781.6	-0.01
willow	195	24	2009	0	0	2.48	1.32	0	0	0	-2.6	0.13	0	0	27784.1	0
willow	196	24	2009	0	0	2.2	1.36	0	0	0	-2.32	0.13	0	0	27786.3	-0.01
willow	197	24	2009	0.25	0	2.13	1.17	0.01	0	0	-2.02	0.13	0	0	27788.4	0
willow	198	24	2009	1.02	0	1.77	0.56	0	0	0	-0.86	0.13	0	0	27790.2	-0.02
willow	199	24	2009	0	0	1.41	0.81	0	0	0	-1.53	0.13	0	0	27791.6	0
willow	200	24	2009	0	0	1.39	0.71	0	0	0	-1.5	0.13	0	0	27793	-0.01
willow	201	24	2009	0	0	1.58	0.95	0	0	0	-1.7	0.13	0	0	27794.5	-0.01
willow	202	24	2009	1.78	0	1.87	0.39	0.01	0	0	-0.23	0.13	0	0	27796.4	0
willow	203	24	2009	0	0	1.24	0.86	0	0	0	-1.35	0.13	0	0	27797.7	-0.01
willow	204	24	2009	0.25	0	0.71	0.61	0	0	0	-0.58	0.12	0	0	27798.4	-0.01
willow	205	24	2009	7.87	0.49	3.57	0.09	0	0	0	3.69	0.12	0	0	27801.9	0
willow	206	24	2009	0.76	0	2.55	0.74	-0.01	0	0	-1.42	0.12	0	0	27804.5	-0.01
willow	207	24	2009	3.05	0	3.49	0.51	0.01	0	0	-0.57	0.12	0	0	27808	0
willow	208	24	2009	1.52	0	2.53	0.57	0	0	0	-1.12	0.12	0	0	27810.5	0
willow	209	24	2009	0	0	1.8	0.89	0	0	0	-1.91	0.12	0	0	27812.3	-0.01
willow	210	24	2009	2.29	0	2.66	0.43	0.01	0	0	-0.5	0.12	0	0	27815	0
willow	211	24	2009	0.51	0	2.21	0.73	-0.01	0	0	-1.8	0.12	0	0	27817.2	-0.01
willow	212	24	2009	11.43	1.31	2.8	0.07	0.01	0	0	7.2	0.12	0	0	27820	-0.01
willow	213	24	2009	0	0	3.33	1.3	0	0	0	-2.12	0.12	0	0	27823.3	-0.02
willow	214	24	2009	34.8	0	4.45	0.29	0.01	0	0	30.22	0.12	0	0	27827.8	-0.01
willow	215	24	2009	0	0	6.01	5.31	-0.01	0	0	-6.09	0.12	0	0	27833.8	-0.03
willow	216	24	2009	0	0	6.84	6.2	0.01	0	0	-6.95	0.12	0	0	27840.6	-0.02
willow	217	24	2009	0	0	5.71	4.81	-0.01	0	0	-5.8	0.12	0	0	27846.3	-0.02
willow	218	24	2009	0	0	4.53	3.58	-0.01	0	0	-4.63	0.12	0	0	27850.8	-0.02
willow	219	24	2009	0	0	3.73	2.65	0	0	0	-3.83	0.12	0	0	27854.6	-0.01
willow	220	24	2009	0	0	2.38	1.85	0	0	0	-2.49	0.12	0	0	27857	-0.01
willow	221	24	2009	1.27	0	1.8	0.54	0.03	0	0	-0.67	0.12	0	0	27858.8	-0.01
willow	222	24	2009	25.65	0	5.23	1.19	0.02	0	0	20.29	0.12	0	0	27864	0
willow	223	24	2009	0	0	5.6	4.75	-0.01	0	0	-5.68	0.12	0	0	27869.6	-0.02
willow	224	24	2009	0	0	4.82	4.33	0	0	0	-4.93	0.12	0	0	27874.4	0
willow	225	24	2009	0	0	3.98	3.6	0	0	0	-4.09	0.12	0	0	27878.4	-0.02
willow	226	24	2009	0	0	4.03	3.47	0	0	0	-4.13	0.12	0	0	27882.4	-0.01
willow	227	24	2009	0	0	3.15	2.54	0.01	0	0	-3.26	0.12	0	0	27885.6	-0.01
willow	228	24	2009	0	0	2.66	2.01	0.01	0	0	-2.76	0.12	0	0	27888.2	-0.02
willow	229	24	2009	0	0	2.41	1.64	0	0	0	-2.51	0.12	0	0	27890.6	-0.02
willow	230	24	2009	2.79	0	3.8	0.94	0	0	0	-1.08	0.12	0	0	27894.4	-0.03
willow	231	24	2009	0	0	2.02	0.92	0	0	0	-2.11	0.12	0	0	27896.5	-0.02
willow	232	24	2009	0	0	1.28	0.79	0	0	0	-1.4	0.11	0	0	27897.7	-0.01
willow	233	24	2009	1.52	0	1.9	0.4	0.01	0	0	-0.49	0.11	0	0	27899.6	-0.01
willow	234	24	2009	0	0	1.28	0.7	0	0	0	-1.37	0.11	0	0	27900.9	-0.01
willow	235	24	2009	8.89	0	4.06	0.08	0	0	0	4.69	0.11	0	0	27905	0.02
willow	236	24	2009	0.51	0	1.62	0.58	-0.01	0	0	-1.21	0.11	0	0	27906.6	0
willow	237	24	2009	0	0	1.58	0.77	0	0	0	-1.68	0.11	0	0	27908.2	-0.01
willow	238	24	2009	1.78	0	2.15	0.28	0	0	0	-0.51	0.11	0	0	27910.3	0.02
willow	239	24	2009	0	0	1.7	0.62	-0.02	0	0	-1.77	0.11	0	0	27912	-0.02
willow	240	24	2009	7.62	0	4.35	0.29	0.01	0	0	3.15	0.11	0	0	27916.4	0
willow	241	24	2009	16	0.01	3.86	0.09	0.01	0	0	12.01	0.11	0	0	27920.2	-0.01
willow	242	24	2009	1.02	0	3.76	2.42	-0.01	0	0	-2.82	0.11	0	0	27924	-0.01
willow	243	24	2009	0	0	3.62	2.82	-0.01	0	0	-3.69	0.11	0	0	27927.6	-0.03
willow	244	24	2009	0	0	3.11	2.41	0	0	0	-3.22	0.11	0	0	27930.7	0
willow	245	24	2009	0	0	2.42	1.79	0.01	0	0	-2.53	0.11	0	0	27933.1	0
willow	246	24	2009	0	0	2.08	1.39	0.01	0	0	-2.2	0.11	0	0	27935.2	0
willow	247	24	2009	0	0	1.95	1.08	0	0	0	-2.05	0.11	0	0	27937.2	-0.01
willow	248	24	2009	0	0	1.45	0.8	0	0	0	-1.56	0.11	0	0	27938.6	0
willow	249	24	2009	0	0	1.7	0.77	-0.01	0	0	-1.79	0.11	0	0	27940.3	-0.01
willow	250	24	2009	0	0	1.08	0.58	0.01	0	0	-1.2	0.11	0	0	27941.4	0
willow	251	24	2009	0	0	1.38	0.69	0	0	0	-1.47	0.11	0	0	27942.8	-0.02
willow	252	24	2009	0	0	1.21	0.6	0	0	0	-1.31	0.11	0	0	27944	-0.01
willow	253	24	2009	0	0	1.23	0.44	-0.01	0	0	-1.31	0.11	0	0	27945.2	-0.01
willow	254	24	2009	0.25	0	0.83	0.34	0	0	0	-0.68	0.11	0	0	27946.1	0
willow	255	24	2009	0	0	0.35	0.36	0.01	0	0	-0.48	0.11	0	0	27946.4	0.01
willow	256	24	2009	0	0	0.21	0.32	0	0	0	-0.31	0.11	0	0	27946.6	0
willow	257	24	2009	0	0	0.58	0.41	0	0	0	-0.67	0.1	0	0	27947.2	0
willow	258	24	2009	0	0	0.55	0.42	0	0	0	-0.65	0.1	0	0	27947.7	0
willow	259	24	2009	0	0	0.64	0.41	-0.01	0	0	-0.73	0.1	0	0	27948.4	-0.01
willow	260	24	2009	1.02	0	0.91	0.25	0.01	0	0	-0.01	0.1	0	0	27949.3	0
willow	261	24	2009	0	0	0.12	0.25	0	0	0	-0.22	0.1	0	0	27949.4	-0.01
willow	262	24	2009	0	0	0.94	0.42	-0.02	0	0	-1.03	0.1	0	0	27950.4	0
willow	263	24	2009	0	0	0.73	0.46	0	0	0	-0.83	0.1	0	0	27951.1	0
willow	264	24	2009	0	0	0.15	0.38	0.02	0	0	-0.27	0.1	0	0	27951.3	-0.01
willow	265	24	2009	4.32	0	2.7	0.06	0.02	0	0	1.5	0.1	0	0	27954	-0.01
willow	266	24	2009	5.84	0	3.34	0.22	0.01	0	0	2.37	0.1	0	0	27957.3	0.01
willow	267	24	2009	0	0	1.45	0.41	-0.03	0	0	-1.52	0.1	0	0	27958.8	-0.01
willow	268	24	2009	0	0	1.25	0.36	-0.02	0	0	-1.34	0.1	0	0	27960	0
willow	269	24	2009	5.84	0	3.4	0.12	0	0	0	2.33	0.1	0	0	27963.4	0.01
willow	270	24	2009	27.43	1.53	1.34	0.02	0.02	0	0	24.44	0.1	0	0	27964.8	0
willow	271	24	2009	2.54	0	4.07	0.4	-0.01	0	0	-0.09	0.1	0	0	27968.8	0
willow	272	24	2009	7.62	0	3.43	0.32	-0.01	0	0	4.1	0.1	0	0	27972.3	-0.01
willow	273	24	2009	2.54	0	2.59	0.19	-0.01	0	0	-0.13	0.1	0	0	27974.8	-0.01
willow	274	24	2009	1.52	0	1.95	0.35	0	0	0	-0.51	0.1	0	0	27976.8	0

Attachment D-1
Honeywell
Wastebeds 9-15 SWSR Pre-Design Investigation
SHAW Output Data

RUN	DAY	HR	YR	PRECIP	precip INTRCP	ET	TRANSP	CANOPY chg in storage	SNOW chg in storage	RESIDUE chg in storage	SOIL chg in storage	PERC	RUNOFF	PONDED	Etcum	ERROR
willow	275	24	2009	10.92	0.86	1.86	0.11	0.01	0	0	8.09	0.1	0	0	27978.6	0
willow	276	24	2009	2.79	0	3.9	0.72	0.01	0	0	-0.34	0.1	0	0	27982.5	0
willow	277	24	2009	0	0	2.01	1.43	0	0	0	-2.1	0.1	0	0	27984.6	-0.01
willow	278	24	2009	2.29	0	3.02	0.94	0	0	0	-0.81	0.1	0	0	27987.6	-0.02
willow	279	24	2009	0	0	2.69	1.92	0	0	0	-2.79	0.1	0	0	27990.3	0
willow	280	24	2009	10.16	0	2.92	0.65	0	0	0	7.13	0.1	0	0	27993.2	0.01
willow	281	24	2009	0	0	2.62	1.77	-0.01	0	0	-2.71	0.1	0	0	27995.8	0
willow	282	24	2009	2.03	0.35	1.09	0.11	0.01	0	0	0.48	0.1	0	0	27996.9	0.01
willow	283	24	2009	2.79	0	3.27	0.42	-0.01	0	0	-0.2	0.09	0	0	28000.2	0
willow	284	24	2009	0	0	2.49	1.38	-0.01	0	0	-2.58	0.09	0	0	28002.7	0
willow	285	24	2009	0	0	1.39	0.69	0	0	0	-1.48	0.09	0	0	28004	0
willow	286	24	2009	4.32	0.2	1.79	0.07	0.01	0	0	2.23	0.09	0	0	28005.8	0.01
willow	287	24	2009	0.51	0	1.54	0.34	-0.01	0	0	-0.92	0.09	0	0	28007.4	0
willow	288	24	2009	0	0	0.77	0	0	0	0	-0.86	0.09	0	0	28008.1	0
willow	289	24	2009	0	0	1.8	0.86	0	0	0	-1.89	0.09	0	0	28009.9	0
willow	290	24	2009	0	0	1.65	0.84	0	0	0	-1.75	0.09	0	0	28011.6	0.01
willow	291	24	2009	0	0	1.99	0.99	0	0	0	-2.08	0.09	0	0	28013.6	0
willow	292	24	2009	0	0	1.85	0.88	0	0	0	-1.93	0.09	0	0	28015.4	0
willow	293	24	2009	0	0	1.16	0.8	0.01	0	0	-1.27	0.09	0	0	28016.6	0
willow	294	24	2009	0	0	0.78	0.47	0.01	0	0	-0.89	0.09	0	0	28017.4	0.01
willow	295	24	2009	1.27	0	1.8	0.71	0	0	0	-0.61	0.09	0	0	28019.2	-0.01
willow	296	24	2009	4.57	0	2.15	0.22	0	0	0	2.34	0.09	0	0	28021.3	-0.01
willow	297	24	2009	19.3	0	1.28	0.15	0.01	0	0	17.96	0.09	0	0	28022.6	-0.03
willow	298	24	2009	0	0	2.54	0.56	-0.01	0	0	-2.61	0.09	0	0	28025.1	-0.01
willow	299	24	2009	0	0	1.81	0.48	0	0	0	-1.9	0.09	0	0	28027	0
willow	300	24	2009	0	0	1.66	0.47	0	0	0	-1.75	0.09	0	0	28028.6	0
willow	301	24	2009	38.61	0	1.02	0.09	0.01	0	0	37.48	0.09	0	0	28029.6	0.01
willow	302	24	2009	0	0	0.59	0.1	0	0	0	-0.68	0.09	0	0	28030.2	0
willow	303	24	2009	0.51	0	1.38	0.14	0	0	0	-0.95	0.09	0	0	28031.6	-0.01
willow	304	24	2009	2.29	0	0.76	0.09	0	0	0	1.45	0.09	0	0	28032.4	-0.01
willow	305	24	2009	0	0	1.84	0	0	0	0	-1.93	0.09	0	0	28034.2	0
willow	306	24	2009	0	0	1.58	0	0	0	0	-1.66	0.09	0	0	28035.8	0
willow	307	24	2009	0.76	0	2.36	0	0	0	0	-1.68	0.09	0	0	28038.1	0
willow	308	24	2009	0.25	0	1	0	0	0	0	-0.83	0.08	0	0	28039.1	0
willow	309	24	2009	3.3	0	1.17	0	0	0	0	2.05	0.08	0	0	28040.3	0
willow	310	24	2009	2.54	0	0.34	0	0	2.07	0	0.05	0.08	0	0	28040.7	0
willow	311	24	2009	0	0	0.52	0	0	-2.07	0	1.47	0.08	0	0	28041.2	0
willow	312	24	2009	0	0	1.61	0	0	0	0	-1.7	0.08	0	0	28042.8	0
willow	313	24	2009	0	0	1.43	0	0	0	0	-1.51	0.08	0	0	28044.2	0
willow	314	24	2009	0	0	1.19	0	0	0	0	-1.28	0.08	0	0	28045.4	0
willow	315	24	2009	0	0	1.33	0	0	0	0	-1.41	0.08	0	0	28046.7	0
willow	316	24	2009	0	0	0.99	0	0	0	0	-1.08	0.08	0	0	28047.7	0
willow	317	24	2009	0	0	1.57	0	0	0	0	-1.65	0.08	0	0	28049.3	0
willow	318	24	2009	0	0	0.72	0	0	0	0	-0.8	0.08	0	0	28050	0
willow	319	24	2009	0	0	1	0	0	0	0	-1.08	0.08	0	0	28051	0
willow	320	24	2009	0	0	1.39	0	0	0	0	-1.47	0.08	0	0	28052.4	0
willow	321	24	2009	0	0	0.82	0	0	0	0	-0.9	0.08	0	0	28053.2	0
willow	322	24	2009	0	0	1.27	0	0	0	0	-1.35	0.08	0	0	28054.5	0
willow	323	24	2009	12.19	0	0.63	0	0	0	0	11.49	0.08	0	0	28055.1	0
willow	324	24	2009	8.89	0	1.57	0	0	0	0	7.24	0.08	0	0	28056.7	0
willow	325	24	2009	0	0	0.68	0	0	0	0	-0.76	0.08	0	0	28057.4	0
willow	326	24	2009	0	0	0.51	0	0	0	0	-0.59	0.08	0	0	28057.9	0
willow	327	24	2009	0	0	1.26	0	0	0	0	-1.34	0.08	0	0	28059.1	0
willow	328	24	2009	0	0	0.56	0	0	0	0	-0.63	0.08	0	0	28059.7	0
willow	329	24	2009	1.27	0	0.97	0	0	0	0	0.22	0.08	0	0	28060.7	0
willow	330	24	2009	0.51	0	0.64	0	0	0	0	-0.21	0.08	0	0	28061.3	0
willow	331	24	2009	13.46	0	0.89	0	0	0	0	12.5	0.08	0	0	28062.2	0
willow	332	24	2009	0.76	0	2.02	0	0	0	0	-1.33	0.08	0	0	28064.2	0
willow	333	24	2009	0	0	1.06	0	0	0	0	-1.13	0.08	0	0	28065.3	0
willow	334	24	2009	10.92	0	0.46	0	0	0	0	10.39	0.08	0	0	28065.7	0
willow	335	24	2009	0.25	0	0.93	0	0	0	0	-0.75	0.08	0	0	28066.7	0
willow	336	24	2009	3.56	0	1.32	0	0	0	0	2.16	0.08	0	0	28068	0
willow	337	24	2009	1.02	0	1.58	0	0	0	0	-0.64	0.07	0	0	28069.6	0
willow	338	24	2009	0	0	1.67	0	0	0	0	-1.75	0.07	0	0	28071.2	0
willow	339	24	2009	0	0	0.52	0	0	0	0	-0.6	0.07	0	0	28071.8	0
willow	340	24	2009	0	0	2.33	0	0	0	0	-2.41	0.07	0	0	28074.1	0
willow	341	24	2009	0.76	0	0.36	0	0	0.76	0	-0.44	0.07	0	0	28074.5	0
willow	342	24	2009	0	0	0.16	0	0	0.28	0	-0.51	0.07	0	0	28074.6	0
willow	343	24	2009	12.7	0	0.29	0	0	12.2	0	0.14	0.07	0	0	28074.9	0
willow	344	24	2009	0	0	0.91	0	0	-0.79	0	-0.19	0.07	0	0	28075.8	0
willow	345	24	2009	0	0	1.03	0	0	-0.78	0	-0.33	0.07	0	0	28076.8	0
willow	346	24	2009	0	0	0.33	0	0	-0.13	0	-0.28	0.07	0	0	28077.2	0
willow	347	24	2009	11.68	0	0.12	0	0	11.62	0	-0.14	0.07	0	0	28077.3	0
willow	348	24	2009	1.02	0	-0.02	0	0	-0.6	0	1.56	0.07	0	0	28077.3	0
willow	349	24	2009	1.02	0	-0.06	0	0	-4.36	0	5.37	0.07	0	0	28077.2	0
willow	350	24	2009	0.25	0	0.7	0	0	-0.4	0	-0.11	0.07	0	0	28077.9	0
willow	351	24	2009	0	0	0.14	0	0	0.1	0	-0.31	0.07	0	0	28078.1	0
willow	352	24	2009	0	0	0.03	0	0	0.23	0	-0.33	0.07	0	0	28078.1	0
willow	353	24	2009	0	0	0.15	0	0	-0.01	0	-0.22	0.07	0	0	28078.2	0
willow	354	24	2009	0	0	0.14	0	0	-0.03	0	-0.18	0.07	0	0	28078.4	0
willow	355	24	2009	0.25	0	0	0	0	0.35	0	-0.16	0.07	0	0	28078.4	0
willow	356	24	2009	0	0	0.09	0	0	0.02	0	-0.18	0.07	0	0	28078.5	0
willow	357	24	2009	0	0	0.21	0	0	-0.13	0	-0.15	0.07	0	0	28078.7	0
willow	358	24	2009	0	0	0.04	0	0	0.02	0	-0.13	0.07	0	0	28078.7	0
willow	359	24	2009	9.14	0	0.12	0	0	9.07	0	-0.11	0.07	0	0	28078.8	0
willow	360	24	2009	5.08	0	-0.11	0	0	-1.2	0	6.31	0.07	0	0	28078.7	0
willow	361	24	2009	2.03	0	-0.14	0	0	0.19	0	1.92	0.07	0	0	28078.6	0
willow	362	24	2009	4.57	0	0.2	0	0	4.42	0	-0.11	0.07	0	0	28078.8	0
willow	363	24	2009	0.25	0	0.38	0	0	-0.04	0	-0.15	0.07	0	0	28079.2	0
willow	364	24	2009	0.25	0	0.05	0	0	0.28	0	-0.13	0.07	0	0	28079.2	0
willow	365	24	2009	2.03	0	0.03	0	0	2.03	0	-0.1	0.07	0	0	28079.3	0
willow	1	24	2010	0	0	0.01	0	0	0.01	0	-0.09	0.07	0	0	28079.3	0
willow	2	24	2010	0	0	0.34	0	0	-0.27	0	-0.13	0.07	0	0	28079.6	0
willow	3	24	2010	2.54	0	0.14	0	0	2.46	0	-0.13	0.07	0	0	28079.7	0
willow	4	24	2010	0	0	0.01	0	0	0.03	0	-0.1	0.07	0	0	28079.7	0
willow	5	24	2010	0	0	0.12	0	0	-0.08	0	-0.1	0.07	0	0	28079.9	0
willow	6	24	2010	0	0	0.06	0	0	-0.02	0	-0.1	0.07	0	0	28079.9	0
willow	7	24	2010	0	0	0.06	0	0	-0.03	0	-0.09	0.07	0	0	28080	0
willow	8	24	2010	0	0	0.08	0	0	-0.03	0	-0.12	0.07	0	0	28080.1	0
willow	9	24	2010	0	0	0.02	0	0	0.06	0	-0.15	0.07	0	0	28080.1	0
willow	10	24	2010	0	0	0.02	0	0	0.06	0	-0.15	0.06	0	0	28080.1	0
willow	11	24	2010	0	0	0.02	0	0	0.03	0	-0.12	0.06	0	0	28080.1	0
willow	12	24	2010	0	0	0.02	0	0	0.04	0	-0.12	0.06	0	0	28080.1	0

Attachment D-1
Honeywell
Wastebeds 9-15 SWSR Pre-Design Investigation
SHAW Output Data

RUN	DAY	HR	YR	PRECIP	precip INTRCP	ET	TRANSP	CANOPY chg in storage	SNOW chg in storage	RESIDUE chg in storage	SOIL chg in storage	PERC	RUNOFF	PONDED	Etcum	ERROR
willow	13	24	2010	0	0	0.02	0	0	0.03	0	-0.12	0.06	0	0	28080.2	0
willow	14	24	2010	0	0	-0.06	0	0	0.1	0	-0.1	0.06	0	0	28080.1	0
willow	15	24	2010	0	0	0.16	0	0	-0.79	0	-0.02	0.06	0.59	0	28080.3	0
willow	16	24	2010	0	0	-0.03	0	0	-0.09	0	-0.08	0.06	0.14	0	28080.2	0
willow	17	24	2010	2.54	0	-0.01	0	0	2.57	0	-0.09	0.06	0	0	28080.2	0
willow	18	24	2010	0	0	0.01	0	0	-1.15	0	-0.01	0.06	1.08	0	28080.2	0
willow	19	24	2010	2.54	0	0.04	0	0	0.99	0	0.06	0.06	1.39	0	28080.3	0
willow	20	24	2010	0	0	0.16	0	0	-0.16	0	-0.07	0.06	0	0	28080.4	0
willow	21	24	2010	0	0	0.07	0	0	-0.02	0	-0.11	0.06	0	0	28080.5	0
willow	22	24	2010	0	0	0.05	0	0	0	0	-0.11	0.06	0	0	28080.5	0
willow	23	24	2010	0	0	0.1	0	0	-0.06	0	-0.11	0.06	0	0	28080.6	0
willow	24	24	2010	5.08	0	0.15	0	0	0.13	0	-0.03	0.06	4.76	0	28080.8	0
willow	25	24	2010	15.24	0	-0.77	0	0	-20.22	0	1.77	0.06	34.39	0	28080	0
willow	26	24	2010	0	0	1.12	0	0	-1.05	0	-0.13	0.06	0	0	28081.1	0
willow	27	24	2010	0	0	0.97	0	0	-0.87	0	-0.16	0.06	0	0	28082.1	0
willow	28	24	2010	2.54	0	0.46	0	0	2.12	0	-0.1	0.06	0	0	28082.6	0
willow	29	24	2010	0	0	0.47	0	0	-0.39	0	-0.13	0.06	0	0	28083	0
willow	30	24	2010	0	0	0.35	0	0	-0.28	0	-0.13	0.06	0	0	28083.4	0
willow	31	24	2010	0	0	0.48	0	0	-0.44	0	-0.09	0.06	0	0	28083.9	0
willow	32	24	2010	0	0	0.59	0	0	-0.56	0	-0.09	0.06	0	0	28084.5	0
willow	33	24	2010	0	0	0.34	0	0	-0.32	0	-0.08	0.06	0	0	28084.8	0
willow	34	24	2010	2.54	0	0.02	0	0	2.54	0	-0.08	0.06	0	0	28084.8	0
willow	35	24	2010	0	0	0	0	0	0.07	0	-0.13	0.06	0	0	28084.8	0
willow	36	24	2010	0	0	0.13	0	0	-0.12	0	-0.08	0.06	0	0	28084.9	0
willow	37	24	2010	0	0	0.14	0	0	-0.07	0	-0.13	0.06	0	0	28085.1	0
willow	38	24	2010	0	0	0.17	0	0	-0.13	0	-0.1	0.06	0	0	28085.3	0
willow	39	24	2010	0	0	0.32	0	0	-0.3	0	-0.08	0.06	0	0	28085.6	0
willow	40	24	2010	0	0	0.23	0	0	-0.22	0	-0.07	0.06	0	0	28085.8	0
willow	41	24	2010	2.54	0	0.2	0	0	2.35	0	-0.07	0.06	0	0	28086	0
willow	42	24	2010	0	0	0.22	0	0	-0.17	0	-0.11	0.06	0	0	28086.2	0
willow	43	24	2010	0	0	0.29	0	0	-0.26	0	-0.09	0.06	0	0	28086.5	0
willow	44	24	2010	0	0	0.13	0	0	-0.08	0	-0.11	0.06	0	0	28086.6	0
willow	45	24	2010	0	0	0.35	0	0	-0.35	0	-0.06	0.06	0	0	28087	0
willow	46	24	2010	0	0	0.44	0	0	-0.42	0	-0.07	0.06	0	0	28087.4	0
willow	47	24	2010	0	0	0.18	0	0	-0.16	0	-0.07	0.06	0	0	28087.6	0
willow	48	24	2010	2.54	0	0.22	0	0	2.33	0	-0.07	0.06	0	0	28087.8	0
willow	49	24	2010	0	0	0.32	0	0	-0.32	0	-0.06	0.06	0	0	28088.1	0
willow	50	24	2010	2.54	0	0.29	0	0	2.24	0	-0.05	0.06	0	0	28088.4	0
willow	51	24	2010	0	0	0.36	0	0	-0.37	0	-0.05	0.06	0	0	28088.8	0
willow	52	24	2010	0	0	0.19	0	0	-0.14	0	-0.11	0.06	0	0	28089	0
willow	53	24	2010	5.08	0	0.04	0	0	5.07	0	-0.1	0.06	0	0	28089	0
willow	54	24	2010	5.08	0	0.05	0	0	4.96	0	-0.01	0.06	0.02	0	28089.1	0
willow	55	24	2010	2.54	0	0.08	0	0	2.45	0	-0.05	0.06	0	0	28089.2	0
willow	56	24	2010	12.7	0	0.16	0	0	12.54	0	-0.07	0.06	0	0	28089.3	0
willow	57	24	2010	10.16	0	0.09	0	0	-2.01	0	0.01	0.06	12.01	0	28089.4	0
willow	58	24	2010	5.08	0	0	0	0	5.08	0	-0.06	0.06	0	0	28089.4	0
willow	59	24	2010	0	0	0.03	0	0	-0.7	0	-0.02	0.06	0.63	0	28089.4	0
willow	60	24	2010	0	0	0.16	0	0	-0.8	0	0.06	0.06	0.52	0	28089.6	0
willow	61	24	2010	0	0	0.06	0	0	-0.97	0	0.17	0.06	0.68	0	28089.7	0
willow	62	24	2010	0	0	0.11	0	0	-1.19	0	0.27	0.06	0.74	0	28089.8	0
willow	63	24	2010	0	0	0.54	0	0	-0.87	0	0.09	0.06	0.18	0	28090.3	0
willow	64	24	2010	0	0	0.4	0	0	-0.58	0	0	0.06	0.12	0	28090.7	0
willow	65	24	2010	0	0	0.14	0	0	-0.52	0	-0.04	0.06	0.36	0	28090.9	0
willow	66	24	2010	0	0	0.35	0	0	-3.57	0	0.13	0.06	3.04	0	28091.2	0
willow	67	24	2010	0	0	0.28	0	0	-10.56	0	2.59	0.06	7.63	0	28091.5	0
willow	68	24	2010	0	0	0.07	0	0	-6.11	0	4.83	0.06	1.15	0	28091.6	0
willow	69	24	2010	0	0	0.11	0	0	-6.65	0	6.48	0.06	0	0	28091.7	0
willow	70	24	2010	0	0	0.09	0	0	-9.18	0	9.04	0.06	0	0	28091.8	0
willow	71	24	2010	0	0	1.25	0	0	-7.68	0	6.38	0.06	0	0	28093	0
willow	72	24	2010	2.54	0	5.12	0	0	0	0	-2.63	0.06	0	0	28098.1	0
willow	73	24	2010	0	0	2.57	0	0	0	0	-2.63	0.06	0	0	28100.7	0
willow	74	24	2010	0	0	1.59	0	0	0	0	-1.65	0.06	0	0	28102.3	0
willow	75	24	2010	0	0	2.93	0	0	0	0	-2.98	0.06	0	0	28105.2	0
willow	76	24	2010	0	0	2.68	0	0	0	0	-2.74	0.06	0	0	28107.9	0
willow	77	24	2010	0	0	5.1	0	0	0	0	-5.16	0.06	0	0	28113	0
willow	78	24	2010	0	0	3.31	0	0	0	0	-3.37	0.06	0	0	28116.3	0
willow	79	24	2010	0	0	3.4	0	0	0	0	-3.45	0.06	0	0	28119.7	0
willow	80	24	2010	0	0	2.65	0	0	0	0	-2.7	0.06	0	0	28122.3	0
willow	81	24	2010	7.62	0	0.65	0	0	0	0	6.91	0.06	0	0	28123	0
willow	82	24	2010	25.4	0	0.65	0	0	0	0	24.69	0.06	0	0	28123.7	0
willow	83	24	2010	0	0	4.9	0	0	0	0	-4.95	0.06	0	0	28128.5	0
willow	84	24	2010	7.62	0	1.33	0	0	0	0	6.23	0.06	0	0	28129.9	0
willow	85	24	2010	0	0	5.03	0	0	0	0	-5.08	0.06	0	0	28134.9	0
willow	86	24	2010	0	0	2.3	0	0	0	0	-2.36	0.06	0	0	28137.2	0
willow	87	24	2010	2.54	0	2.42	0	0	0	0	0.07	0.06	0	0	28139.6	0
willow	88	24	2010	0	0	0.97	0	0	0	0	-1.03	0.06	0	0	28140.6	0
willow	89	24	2010	15.24	0	1.36	0	0	0	0	13.84	0.06	0	0	28142	-0.01
willow	90	24	2010	5.08	0	1.86	0	0	0	0	3.17	0.06	0	0	28143.8	0
willow	91	24	2010	0	0	3.92	0	0	0	0	-3.97	0.06	0	0	28147.7	0
willow	92	24	2010	0	0	3.47	0.24	0	0	0	-3.51	0.06	0	0	28151.2	-0.01
willow	93	24	2010	0	0	4.32	0.54	0	0	0	-4.38	0.06	0	0	28155.5	0
willow	94	24	2010	0	0	4.89	0.44	-0.01	0	0	-4.92	0.06	0	0	28160.4	-0.01
willow	95	24	2010	0	0	2.79	0.64	0	0	0	-2.85	0.06	0	0	28163.2	0
willow	96	24	2010	5.08	0	1	0.09	0.01	0	0	4.01	0.06	0	0	28164.2	0.01
willow	97	24	2010	2.54	0	2.62	0.66	0	0	0	-0.12	0.05	0	0	28166.8	-0.01
willow	98	24	2010	2.54	0	4.79	1.12	0	0	0	-2.28	0.05	0	0	28171.6	-0.02
willow	99	24	2010	0	0	2.09	0.28	-0.01	0	0	-2.13	0.05	0	0	28173.7	0
willow	100	24	2010	0	0	4.9	0.8	0	0	0	-4.95	0.05	0	0	28178.6	-0.01
willow	101	24	2010	0	0	4.91	1.23	0	0	0	-4.97	0.05	0	0	28183.5	0
willow	102	24	2010	0	0	4.29	0.95	0	0	0	-4.33	0.05	0	0	28187.8	-0.02
willow	103	24	2010	0	0	4.39	1.34	0	0	0	-4.45	0.05	0	0	28192.2	0.01
willow	104	24	2010	0	0	4.43	1.4	0	0	0	-4.48	0.05	0	0	28196.6	0
willow	105	24	2010	0	0	3.95	1.43	0.01	0	0	-4.01	0.05	0	0	28200.5	0
willow	106	24	2010	7.62	0	3.84	0.89	0.01	0	0	3.7	0.05	0	0	28204.4	0.01
willow	107	24	2010	2.54	0	2.98	0.54	-0.01	0	0	-0.48	0.05	0	0	28207.4	0
willow	108	24	2010	0	0	2.89	1.11	0	0	0	-2.94	0.05	0	0	28210.2	0
willow	109	24	2010	0	0	4.35	1.75	0	0	0	-4.4	0.05	0	0	28214.6	0
willow	110	24	2010	0	0	4.37	1.95	0	0	0	-4.42	0.05	0	0	28219	0
willow	111	24	2010	0	0	4.94	2.37	0	0	0	-5	0.05	0	0	28223.9	0
willow	112	24	2010	0	0	2.61	1.07	0	0	0	-2.66	0.05	0	0	28226.5	0
willow	113	24	2010	0	0	4.15	1.71	-0.01	0	0	-4.2	0.05	0	0	28230.7	0
willow	114	24	2010	0	0	4.23	2.44	0	0	0	-4.29	0.05	0	0	28234.9	0
willow	115	24	2010	0	0	1.79	1.29	0.01	0	0	-1.86	0.05	0	0	28236.7	0

Attachment D-1
Honeywell
Wastebeds 9-15 SWSR Pre-Design Investigation
SHAW Output Data

RUN	DAY	HR	YR	PRECIP	precip INTRCP	ET	TRANSP	CANOPY chg in storage	SNOW chg in storage	RESIDUE chg in storage	SOIL chg in storage	PERC	RUNOFF	PONDED	Etcum	ERROR
willow	116	24	2010	0	0	1.86	1.29	0	0	0	-1.91	0.05	0	0	28238.5	-0.01
willow	117	24	2010	2.54	0	2.77	0.55	-0.01	0	0	-0.28	0.05	0	0	28241.3	0
willow	118	24	2010	0	0	4.26	2.51	-0.01	0	0	-4.31	0.05	0	0	28245.6	0
willow	119	24	2010	0	0	3.81	3.22	0	0	0	-3.87	0.05	0	0	28249.4	0
willow	120	24	2010	0	0	3.36	3.38	0.01	0	0	-3.42	0.05	0	0	28252.8	0
willow	121	24	2010	2.54	0	5.19	3.12	0.02	0	0	-2.74	0.06	0	0	28257.9	0.01
willow	122	24	2010	0	0	2.39	2.84	0.02	0	0	-2.46	0.06	0	0	28260.3	0
willow	123	24	2010	2.54	0	4.43	2.2	-0.01	0	0	-1.92	0.06	0	0	28264.8	-0.01
willow	124	24	2010	15.24	0	4.44	1.54	-0.01	0	0	10.77	0.06	0	0	28269.2	-0.01
willow	125	24	2010	0	0	5.57	3.76	0	0	0	-5.62	0.06	0	0	28274.8	-0.01
willow	126	24	2010	15.24	0	6	1.84	0	0	0	9.19	0.06	0	0	28280.8	-0.01
willow	127	24	2010	0	0	4.23	2.5	-0.01	0	0	-4.27	0.06	0	0	28285	-0.01
willow	128	24	2010	15.24	0	4.29	1.24	0	0	0	10.87	0.06	0	0	28289.3	0.01
willow	129	24	2010	2.54	0	2.76	0	-0.01	0	0	-0.26	0.06	0	0	28292.1	0
willow	130	24	2010	0	0	4.41	2.38	0	0	0	-4.46	0.06	0	0	28296.5	0
willow	131	24	2010	0	0	3.22	2.08	0	0	0	-3.28	0.06	0	0	28299.7	0
willow	132	24	2010	5.08	0	2.89	0.12	0.01	0	0	2.12	0.06	0	0	28302.6	-0.01
willow	133	24	2010	2.54	0	4.06	1.42	0	0	0	-1.59	0.06	0	0	28306.6	0.01
willow	134	24	2010	12.7	0	6.08	2.8	0.02	0	0	6.55	0.06	0	0	28312.7	0
willow	135	24	2010	0	0	4.24	2.86	-0.02	0	0	-4.28	0.06	0	0	28317	0.01
willow	136	24	2010	0	0	6.2	4.35	0	0	0	-6.26	0.06	0	0	28323.2	-0.01
willow	137	24	2010	0	0	4.73	3.7	0	0	0	-4.78	0.06	0	0	28327.9	-0.01
willow	138	24	2010	0	0	1.7	1.5	0.01	0	0	-1.76	0.06	0	0	28329.6	-0.01
willow	139	24	2010	0	0	4.33	3.29	0	0	0	-4.37	0.06	0	0	28333.9	-0.01
willow	140	24	2010	0	0	5.61	4.1	0.01	0	0	-5.65	0.06	0	0	28339.5	-0.02
willow	141	24	2010	0	0	5.03	3.82	0.01	0	0	-5.1	0.06	0	0	28344.6	0
willow	142	24	2010	0	0	4.94	3.75	0	0	0	-4.99	0.06	0	0	28349.5	-0.01
willow	143	24	2010	0	0	3.07	2.4	0.01	0	0	-3.12	0.06	0	0	28352.6	-0.01
willow	144	24	2010	0	0	4.18	2.66	0	0	0	-4.23	0.06	0	0	28356.7	-0.01
willow	145	24	2010	0	0	3.52	2.28	0	0	0	-3.58	0.06	0	0	28360.3	0
willow	146	24	2010	0	0	2.47	2.03	0	0	0	-2.53	0.06	0	0	28362.7	0
willow	147	24	2010	0	0	1.37	1.47	0	0	0	-1.42	0.06	0	0	28364.1	-0.01
willow	148	24	2010	0	0	1.21	1.14	-0.01	0	0	-1.25	0.06	0	0	28365.3	-0.01
willow	149	24	2010	0	0	0.96	1.05	0	0	0	-1.02	0.06	0	0	28366.3	0
willow	150	24	2010	0	0	1.18	1.05	-0.01	0	0	-1.22	0.06	0	0	28367.5	-0.01
willow	151	24	2010	0	0	0.98	1.07	0.01	0	0	-1.05	0.06	0	0	28368.4	0
willow	152	24	2010	7.62	0	3.53	0.31	0.01	0	0	4.02	0.06	0	0	28372	-0.01
willow	153	24	2010	0	0	2.47	0.94	-0.02	0	0	-2.5	0.06	0	0	28374.4	-0.01
willow	154	24	2010	7.62	0	3.84	0.23	0.02	0	0	3.68	0.06	0	0	28378.3	0.02
willow	155	24	2010	0	0	1.92	0.77	0	0	0	-1.98	0.06	0	0	28380.2	0
willow	156	24	2010	17.78	0	5.7	1.9	0.01	0	0	12.02	0.06	0	0	28385.9	-0.01
willow	157	24	2010	30.48	0	3.8	0.12	-0.02	0	0	26.65	0.06	0	0	28389.7	-0.01
willow	158	24	2010	0	0	7.14	5.44	-0.02	0	0	-7.18	0.06	0	0	28396.8	-0.01
willow	159	24	2010	0	0	6.33	4.83	0	0	0	-6.39	0.06	0	0	28403.2	-0.01
willow	160	24	2010	7.62	1	2.6	0.1	0.01	0	0	3.95	0.06	0	0	28405.8	0
willow	161	24	2010	0	0	3.81	2.45	0.01	0	0	-2.88	0.06	0	0	28409.6	0
willow	162	24	2010	0	0	5.73	4.84	0	0	0	-5.79	0.06	0	0	28415.3	0
willow	163	24	2010	17.78	0.28	3.51	0.23	0.01	0	0	13.91	0.06	0	0	28418.8	0
willow	164	24	2010	0	0	2.35	1.97	0	0	0	-2.13	0.06	0	0	28421.2	-0.01
willow	165	24	2010	0	0	4.88	4.3	-0.01	0	0	-4.93	0.06	0	0	28426.1	-0.01
willow	166	24	2010	0	0	6.33	5.32	-0.02	0	0	-6.38	0.06	0	0	28432.4	0
willow	167	24	2010	35.56	0	4.91	1.16	0.02	0	0	30.57	0.06	0	0	28437.3	-0.01
willow	168	24	2010	2.54	0	4.66	2.11	-0.01	0	0	-2.17	0.06	0	0	28442	-0.01
willow	169	24	2010	0	0	6.3	5.54	0.01	0	0	-6.37	0.06	0	0	28448.3	0
willow	170	24	2010	0	0	6.24	5.85	0.01	0	0	-6.3	0.06	0	0	28454.5	-0.01
willow	171	24	2010	0	0	6.81	5.88	0	0	0	-6.86	0.06	0	0	28461.3	-0.01
willow	172	24	2010	0	0	6.38	5.28	-0.01	0	0	-6.42	0.06	0	0	28467.7	-0.01
willow	173	24	2010	17.78	0	4.52	0.72	0.01	0	0	13.2	0.06	0	0	28472.2	-0.02
willow	174	24	2010	2.54	0	7.13	4.48	0.01	0	0	-4.65	0.06	0	0	28479.3	-0.01
willow	175	24	2010	0	0	5.6	5.02	0	0	0	-5.65	0.06	0	0	28484.9	-0.01
willow	176	24	2010	0	0	6.06	4.89	-0.01	0	0	-6.1	0.06	0	0	28491	-0.01
willow	177	24	2010	0	0	2.57	2.39	0	0	0	-2.63	0.07	0	0	28493.6	0
willow	178	24	2010	0	0	4.6	4.18	0.02	0	0	-4.67	0.07	0	0	28498.2	-0.02
willow	179	24	2010	20.32	0	6.14	2.13	0.01	0	0	14.11	0.07	0	0	28504.3	0
willow	180	24	2010	0	0	6.3	4.97	-0.04	0	0	-6.31	0.07	0	0	28510.6	-0.01
willow	181	24	2010	0	0	6.14	5.05	-0.02	0	0	-6.18	0.07	0	0	28516.7	-0.01
willow	182	24	2010	0	0	5.53	4.57	0.01	0	0	-5.6	0.07	0	0	28522.3	0
willow	183	24	2010	0	0	5.29	4.19	0.01	0	0	-5.35	0.07	0	0	28527.6	-0.02
willow	184	24	2010	0	0	4.66	3.81	0.01	0	0	-4.73	0.07	0	0	28532.2	-0.01
willow	185	24	2010	0	0	3.96	3.03	0.01	0	0	-4.01	0.07	0	0	28536.2	-0.02
willow	186	24	2010	0	0	3.23	2.46	0.02	0	0	-3.3	0.07	0	0	28539.4	-0.02
willow	187	24	2010	0	0	3.05	2.05	0	0	0	-3.11	0.07	0	0	28542.4	-0.01
willow	188	24	2010	0	0	2.79	1.66	0	0	0	-2.84	0.07	0	0	28545.2	-0.02
willow	189	24	2010	0	0	2	1.26	0	0	0	-2.06	0.07	0	0	28547.2	-0.01
willow	190	24	2010	15.24	0	6.24	2.08	0	0	0	8.95	0.07	0	0	28553.5	-0.01
willow	191	24	2010	2.54	0	5.18	1.9	-0.02	0	0	-2.67	0.07	0	0	28558.7	-0.02
willow	192	24	2010	0	0	2.43	1.25	-0.01	0	0	-2.47	0.07	0	0	28561.1	-0.01
willow	193	24	2010	0	0	1.99	1.07	-0.01	0	0	-2.03	0.07	0	0	28563.1	-0.02
willow	194	24	2010	0	0	1.38	0.75	0.02	0	0	-1.46	0.07	0	0	28564.5	-0.02
willow	195	24	2010	0	0	1.36	0.65	0.01	0	0	-1.43	0.07	0	0	28565.8	0
willow	196	24	2010	0	0	1.62	0.8	0	0	0	-1.67	0.07	0	0	28567.4	-0.02
willow	197	24	2010	5.08	0	4.57	0.35	0	0	0	0.45	0.07	0	0	28572	-0.01
willow	198	24	2010	0	0	1.76	0.82	-0.01	0	0	-1.81	0.07	0	0	28573.8	-0.01
willow	199	24	2010	0	0	1.71	0.65	-0.01	0	0	-1.76	0.07	0	0	28575.5	-0.01
willow	200	24	2010	2.54	0	2.71	0.39	0.01	0	0	-0.24	0.07	0	0	28578.2	0
willow	201	24	2010	0	0	1.03	0.64	0	0	0	-1.08	0.07	0	0	28579.2	-0.01
willow	202	24	2010	0	0	0.32	0.45	0	0	0	-0.38	0.07	0	0	28579.5	0
willow	203	24	2010	0	0	0.8	0.58	-0.01	0	0	-0.85	0.07	0	0	28580.3	-0.01
willow	204	24	2010	50.8	0.59	3.07	0.05	0.02	0	0	47.05	0.07	0	0	28583.4	0
willow	205	24	2010	30.48	0	6.07	1.38	0.01	0	0	24.94	0.07	0	0	28589.5	-0.02
willow	206	24	2010	0	0	4.71	3.98	-0.02	0	0	-4.74	0.07	0	0	28594.2	-0.02
willow	207	24	2010	0	0	7.55	6.54	-0.02	0	0	-7.57	0.07	0	0	28601.7	-0.02
willow	208	24	2010	0	0	7.5	6.68	0.01	0	0	-7.56	0.07	0	0	28609.2	-0.01
willow	209	24	2010	2.54	0	6.84	4.25	0.01	0	0	-4.37	0.07	0	0	28616.1	0
willow	210	24	2010	0	0	6.67	5.53	-0.01	0	0	-6.71	0.07	0	0	28622.7	-0.01
willow	211	24	2010	0	0	6.5	5.26	-0.01	0	0	-6.54	0.07	0	0	28629.2	-0.02
willow	212	24	2010	0	0	5.38	4.48	0	0	0	-5.43	0.07	0	0	28634.6	-0.02
willow	213	24	2010	2.54	0	4.87	2.49	0.02	0	0	-2.4	0.07	0	0	28639.5	-0.01
willow	214	24	2010	0	0	5.04	4.43	0	0	0	-5.08	0.07	0	0	28644.5	-0.03
willow	215	24	2010	0	0	4.37	3.96	0.01	0	0	-4.44	0.07	0	0	28648.9	-0.01
willow	216	24	2010	0	0	4	3.27	0.01	0	0	-4.04	0.07	0	0	28652.9	-0.03
willow	217	24	2010	10.16	0	6.41	1.88	0	0	0	3.7	0.07	0	0	28659.3	-0.01
willow	218	24	2010	0	0	4.36	2.97	-0.04	0	0	-4.39	0.07	0	0	28663.7	0

Attachment D-1
Honeywell
Wastebeds 9-15 SWSR Pre-Design Investigation
SHAW Output Data

RUN	DAY	HR	YR	PRECIP	precip INTRCP	ET	TRANSP	CANOPY chg in storage	SNOW chg in storage	RESIDUE chg in storage	SOIL chg in storage	PERC	RUNOFF	PONDED	Etcum	ERROR
willow	219	24	2010	0	0	2.99	1.96	-0.01	0	0	-3.04	0.07	0	0	28666.7	-0.01
willow	220	24	2010	0	0	1.98	1.64	0.01	0	0	-2.04	0.07	0	0	28668.6	-0.01
willow	221	24	2010	12.7	0	6.3	2.05	0.02	0	0	6.32	0.07	0	0	28674.9	-0.01
willow	222	24	2010	0	0	3.53	2.92	0.01	0	0	-3.59	0.07	0	0	28678.5	-0.02
willow	223	24	2010	0	0	2.81	2.15	-0.01	0	0	-2.85	0.07	0	0	28681.3	-0.02
willow	224	24	2010	0	0	1.35	0.87	-0.01	0	0	-1.4	0.07	0	0	28682.6	-0.01
willow	225	24	2010	0	0	2.21	1.37	-0.01	0	0	-2.26	0.07	0	0	28684.8	0
willow	226	24	2010	0	0	1.83	1.05	-0.01	0	0	-1.88	0.07	0	0	28686.7	-0.01
willow	227	24	2010	7.62	0.44	3.58	0.08	0.02	0	0	3.51	0.07	0	0	28690.2	0
willow	228	24	2010	5.08	0	6.15	1.21	0	0	0	-0.69	0.07	0	0	28696.4	0
willow	229	24	2010	0	0	2.34	1.22	-0.02	0	0	-2.36	0.07	0	0	28698.7	-0.03
willow	230	24	2010	0	0	1.35	0.88	0.01	0	0	-1.41	0.07	0	0	28700.1	-0.01
willow	231	24	2010	0	0	1.78	0.93	0.01	0	0	-1.85	0.07	0	0	28701.9	-0.01
willow	232	24	2010	5.08	0	5.11	0.4	-0.02	0	0	-0.08	0.07	0	0	28707	0
willow	233	24	2010	0	0	0.84	0.47	0	0	0	-0.9	0.07	0	0	28707.8	-0.01
willow	234	24	2010	101.6	2.53	1.2	0.02	0.01	0	0	97.78	0.07	0	0	28709	0.01
willow	235	24	2010	15.24	0	4.37	0	-0.01	0	0	13.34	0.07	0	0	28713.4	0.01
willow	236	24	2010	0	0	4.22	3.66	0	0	0	-4.26	0.06	0	0	28717.6	-0.03
willow	237	24	2010	0	0	1.59	1.55	0.01	0	0	-1.66	0.06	0	0	28719.2	0
willow	238	24	2010	0	0	5.37	4.38	-0.01	0	0	-5.41	0.06	0	0	28724.6	-0.01
willow	239	24	2010	0	0	4.9	4.2	-0.01	0	0	-4.94	0.06	0	0	28729.5	-0.02
willow	240	24	2010	0	0	5.24	4.72	0.01	0	0	-5.31	0.06	0	0	28734.7	-0.01
willow	241	24	2010	0	0	5.04	4.7	0.01	0	0	-5.1	0.06	0	0	28739.8	-0.01
willow	242	24	2010	0	0	5.15	4.79	0.01	0	0	-5.21	0.06	0	0	28744.9	-0.02
willow	243	24	2010	0	0	5.5	5.09	0.01	0	0	-5.55	0.06	0	0	28750.4	-0.02
willow	244	24	2010	0	0	5.47	4.96	0	0	0	-5.51	0.06	0	0	28755.9	-0.02
willow	245	24	2010	0	0	5.27	4.85	0	0	0	-5.34	0.06	0	0	28761.2	0
willow	246	24	2010	2.54	0	6.59	3.93	-0.01	0	0	-4.09	0.06	0	0	28767.7	-0.02
willow	247	24	2010	0	0	5.13	3.99	-0.03	0	0	-5.15	0.06	0	0	28772.9	-0.01
willow	248	24	2010	0	0	5.15	4.04	-0.01	0	0	-5.21	0.06	0	0	28778	0
willow	249	24	2010	0	0	3.21	2.85	0.01	0	0	-3.28	0.06	0	0	28781.2	0
willow	250	24	2010	0	0	5.12	4.59	0.01	0	0	-5.19	0.06	0	0	28786.4	-0.01
willow	251	24	2010	5.08	0	4.76	0.9	0	0	0	0.25	0.06	0	0	28791.1	0.01
willow	252	24	2010	2.54	0	2.55	0.15	-0.01	0	0	-0.07	0.06	0	0	28793.7	0
willow	253	24	2010	2.54	0	4.31	1.58	0	0	0	-1.83	0.06	0	0	28798	0
willow	254	24	2010	0	0	3.42	2.86	0	0	0	-3.48	0.06	0	0	28801.4	0
willow	255	24	2010	2.54	0	2.37	0.14	0.01	0	0	0.11	0.06	0	0	28803.8	0
willow	256	24	2010	2.54	0	3.55	1.12	0	0	0	-1.07	0.06	0	0	28807.3	0
willow	257	24	2010	0	0	2.75	2.1	-0.01	0	0	-2.8	0.06	0	0	28810.1	0
willow	258	24	2010	2.54	0	3.67	1.04	-0.01	0	0	-1.18	0.06	0	0	28813.7	0
willow	259	24	2010	17.78	0	3.33	0.04	0.01	0	0	14.37	0.06	0	0	28817.1	0
willow	260	24	2010	0	0	2.89	2.22	-0.01	0	0	-2.94	0.06	0	0	28820	-0.01
willow	261	24	2010	0	0	3.52	2.97	0	0	0	-3.57	0.06	0	0	28823.5	-0.02
willow	262	24	2010	0	0	2.31	1.95	0.01	0	0	-2.38	0.06	0	0	28825.8	0
willow	263	24	2010	0	0	3.78	2.83	-0.02	0	0	-3.81	0.06	0	0	28829.6	-0.01
willow	264	24	2010	0	0	3.57	3.02	0	0	0	-3.64	0.06	0	0	28833.2	0
willow	265	24	2010	2.54	0	3.12	1.09	0.03	0	0	-0.67	0.06	0	0	28836.3	0
willow	266	24	2010	0	0	2.75	2.16	-0.01	0	0	-2.8	0.06	0	0	28839	0
willow	267	24	2010	0	0	3.78	3.49	0.01	0	0	-3.86	0.06	0	0	28842.8	0
willow	268	24	2010	0	0	2.73	2.12	-0.03	0	0	-2.77	0.06	0	0	28845.5	0
willow	269	24	2010	0	0	1.69	1.19	-0.01	0	0	-1.75	0.06	0	0	28847.2	0.01
willow	270	24	2010	20.32	1.56	1.43	0.04	0.01	0	0	17.27	0.06	0	0	28848.7	-0.01
willow	271	24	2010	10.16	0	3.94	0.77	0.02	0	0	7.69	0.06	0	0	28852.6	0
willow	272	24	2010	0	0	2.2	1.61	-0.02	0	0	-2.23	0.06	0	0	28854.8	-0.01
willow	273	24	2010	66.04	1.83	0.83	0.04	0.01	0	0	63.31	0.06	0	0	28855.6	-0.01
willow	274	24	2010	5.08	0	3.9	0.17	-0.01	0	0	2.96	0.06	0	0	28859.5	0
willow	275	24	2010	0	0	3.01	2.01	-0.02	0	0	-3.05	0.06	0	0	28862.5	-0.01
willow	276	24	2010	0	0	3.28	2.24	0	0	0	-3.34	0.06	0	0	28865.8	-0.01
willow	277	24	2010	2.54	0.41	1.64	0.13	0.01	0	0	0.4	0.06	0	0	28867.5	0.02
willow	278	24	2010	10.16	1.35	1.04	0	0.01	0	0	8.12	0.06	0	0	28868.5	-0.01
willow	279	24	2010	0	0	2.64	0.74	0	0	0	-1.36	0.06	0	0	28871.2	0
willow	280	24	2010	10.16	0	4.12	1.39	-0.01	0	0	6.02	0.06	0	0	28875.3	-0.04
willow	281	24	2010	0	0	4.08	3.18	-0.01	0	0	-4.13	0.06	0	0	28879.4	-0.01
willow	282	24	2010	0	0	3.33	2.02	-0.01	0	0	-3.38	0.06	0	0	28882.7	0
willow	283	24	2010	0	0	2.73	1.93	0	0	0	-2.78	0.06	0	0	28885.4	-0.01
willow	284	24	2010	0	0	2.12	1.38	0.01	0	0	-2.2	0.06	0	0	28887.5	0.01
willow	285	24	2010	0	0	2.05	1.15	-0.01	0	0	-2.11	0.06	0	0	28889.6	0
willow	286	24	2010	0	0	2.15	1.52	0	0	0	-2.22	0.06	0	0	28891.7	0.01
willow	287	24	2010	10.16	0	1.87	0.07	0	0	0	8.22	0.06	0	0	28893.6	0
willow	288	24	2010	22.86	0.12	1.66	0.05	0.01	0	0	21.01	0.06	0	0	28895.3	0
willow	289	24	2010	0	0	2.42	1.19	-0.01	0	0	-2.33	0.06	0	0	28897.7	-0.01
willow	290	24	2010	0	0	2.42	1.34	0	0	0	-2.48	0.06	0	0	28900.1	0
willow	291	24	2010	0	0	2.3	1	-0.01	0	0	-2.32	0.06	0	0	28902.4	-0.03
willow	292	24	2010	0	0	1.91	0.91	0	0	0	-1.98	0.06	0	0	28904.3	0.01
willow	293	24	2010	0	0	2.47	1.27	0	0	0	-2.53	0.06	0	0	28906.8	0
willow	294	24	2010	7.62	0	2.7	0.54	0	0	0	4.87	0.06	0	0	28909.5	-0.01
willow	295	24	2010	0	0	1.52	0.36	-0.01	0	0	-1.55	0.06	0	0	28911	-0.02
willow	296	24	2010	2.54	0	1.85	0.35	0.01	0	0	0.61	0.06	0	0	28912.9	0.01
willow	297	24	2010	2.54	0	1.32	0.08	0	0	0	1.13	0.06	0	0	28914.2	0.03
willow	298	24	2010	12.7	0	1.11	0.32	0	0	0	11.51	0.06	0	0	28915.3	0.02
willow	299	24	2010	0	0	1.63	0.53	0.01	0	0	-1.67	0.06	0	0	28916.9	-0.02
willow	300	24	2010	7.62	0	2.81	0.57	-0.01	0	0	4.78	0.06	0	0	28919.7	-0.01
willow	301	24	2010	0	0	2.7	0.44	-0.01	0	0	-2.74	0.06	0	0	28922.4	0
willow	302	24	2010	7.62	0	1.93	0.09	0	0	0	5.64	0.06	0	0	28924.4	-0.01
willow	303	24	2010	0	0	1.66	0.14	0	0	0	-1.71	0.06	0	0	28926	0
willow	304	24	2010	5.08	0	1.3	0.05	0	0	0	3.72	0.06	0	0	28927.3	0
willow	305	24	2010	0	0	1.05	0	0	0	0	-1.11	0.06	0	0	28928.4	0
willow	306	24	2010	0	0	1.41	0	0	0	0	-1.46	0.06	0	0	28929.8	0
willow	307	24	2010	0	0	1.54	0	0	0	0	-1.6	0.06	0	0	28931.3	0
willow	308	24	2010	7.62	0	0.65	0	0	0	0	6.91	0.06	0	0	28932	0
willow	309	24	2010	2.54	0	0.76	0	0	0	0	1.72	0.06	0	0	28932.7	0
willow	310	24	2010	0	0	1.1	0	0	0	0	-1.15	0.06	0	0	28933.8	0
willow	311	24	2010	0	0	0.81	0	0	0	0	-0.87	0.06	0	0	28934.6	0
willow	312	24	2010	0	0	1.65	0	0	0	0	-1.7	0.06	0	0	28936.3	0
willow	313	24	2010	0	0	1.02	0	0	0	0	-1.07	0.06	0	0	28937.3	0
willow	314	24	2010	0	0	1.52	0	0	0	0	-1.57	0.06	0	0	28938.8	0
willow	315	24	2010	0	0	1.1	0	0	0	0	-1.15	0.06	0	0	28939.9	0
willow	316	24	2010	0	0	0.9	0	0	0	0	-0.95	0.06	0	0	28940.8	0
willow	317	24	2010	0	0	0.91	0	0	0	0	-0.97	0.06	0	0	28941.7	0
willow	318	24	2010	0	0	1.75	0	0	0	0	-1.81	0.05	0	0	28943.5	0
willow	319	24	2010	2.54	0	0.91	0	0	0	0	1.58	0.05	0	0	28944.4	0
willow	320	24	2010	7.62	0	1.09	0	0	0	0	6.48	0.05	0	0	28945.5	0
willow	321	24	2010	10.16	0	2.12	0	0	0	0	7.99	0.05	0	0	28947.6	0

Attachment D-1
Honeywell
Wastebeds 9-15 SWSR Pre-Design Investigation
SHAW Output Data

RUN	DAY	HR	YR	PRECIP	precip INTRCP	ET	TRANSP	CANOPY chg in storage	SNOW chg in storage	RESIDUE chg in storage	SOIL chg in storage	PERC	RUNOFF	PONDED	Etcum	ERROR
willow	322	24	2010	2.54	0	1.06	0	0	0	0	1.43	0.05	0	0	28948.7	0
willow	323	24	2010	2.54	0	1.18	0	0	0	0	1.31	0.05	0	0	28949.8	0
willow	324	24	2010	0	0	1.95	0	0	0	0	-2.01	0.05	0	0	28951.8	0
willow	325	24	2010	0	0	1.35	0	0	0	0	-1.41	0.05	0	0	28953.1	0
willow	326	24	2010	15.24	0	0.25	0	0	0	0	14.93	0.05	0	0	28953.4	0
willow	327	24	2010	5.08	0	1.79	0	0	0	0	3.23	0.05	0	0	28955.2	0
willow	328	24	2010	2.54	0	2.24	0	0	0	0	0.25	0.05	0	0	28957.4	0
willow	329	24	2010	0	0	1.34	0	0	0	0	-1.39	0.05	0	0	28958.8	0
willow	330	24	2010	10.16	0	1.15	0	0	0	0	8.95	0.05	0	0	28959.9	0
willow	331	24	2010	0	0	3	0	0	0	0	-3.06	0.05	0	0	28962.9	0
willow	332	24	2010	0	0	0.65	0	0	0	0	-0.71	0.05	0	0	28963.6	0
willow	333	24	2010	0	0	0.58	0	0	0	0	-0.64	0.05	0	0	28964.1	0
willow	334	24	2010	7.62	0	0.38	0	0	0	0	7.19	0.05	0	0	28964.5	-0.01
willow	335	24	2010	35.56	0	1.95	0	0	0	0	33.56	0.05	0	0	28966.5	0
willow	336	24	2010	0	0	2.25	0	0	0	0	-2.3	0.05	0	0	28968.7	0
willow	337	24	2010	0	0	1.14	0	0	0	0	-1.19	0.05	0	0	28969.9	0
willow	338	24	2010	0	0	1.33	0	0	0	0	-1.39	0.05	0	0	28971.2	0
willow	339	24	2010	7.62	0	0.31	0	0	7.61	0	-0.36	0.05	0	0	28971.5	0
willow	340	24	2010	27.94	0	-0.03	0	0	28.06	0	-0.15	0.05	0	0	28971.5	0
willow	341	24	2010	53.34	0	-0.04	0	0	53.42	0	-0.1	0.05	0	0	28971.4	0
willow	342	24	2010	35.56	0	-0.02	0	0	35.61	0	-0.08	0.05	0	0	28971.4	0
willow	343	24	2010	2.54	0	-0.04	0	0	2.61	0	-0.08	0.05	0	0	28971.4	0
willow	344	24	2010	0	0	-0.01	0	0	0.03	0	-0.08	0.05	0	0	28971.4	0
willow	345	24	2010	0	0	-0.01	0	0	0.04	0	-0.08	0.05	0	0	28971.4	0
willow	346	24	2010	2.54	0	-0.1	0	0	-0.43	0	3.02	0.05	0	0	28971.3	0
willow	347	24	2010	0	0	0.34	0	0	-2.25	0	1.85	0.06	0	0	28971.6	0
willow	348	24	2010	5.08	0	-0.12	0	0	5.17	0	-0.03	0.06	0	0	28971.5	0
willow	349	24	2010	7.62	0	-0.16	0	0	7.78	0	-0.05	0.06	0	0	28971.3	0
willow	350	24	2010	2.54	0	-0.11	0	0	2.66	0	-0.06	0.06	0	0	28971.2	0
willow	351	24	2010	0	0	-0.06	0	0	0.08	0	-0.08	0.06	0	0	28971.1	0
willow	352	24	2010	0	0	-0.12	0	0	0.14	0	-0.08	0.06	0	0	28971	0
willow	353	24	2010	0	0	-0.05	0	0	0.08	0	-0.08	0.06	0	0	28971	0
willow	354	24	2010	0	0	-0.06	0	0	0.09	0	-0.09	0.06	0	0	28970.9	0
willow	355	24	2010	0	0	0.05	0	0	-0.02	0	-0.09	0.06	0	0	28971	0
willow	356	24	2010	0	0	-0.01	0	0	0.04	0	-0.08	0.06	0	0	28971	0
willow	357	24	2010	0	0	0.13	0	0	-0.11	0	-0.08	0.06	0	0	28971.1	0
willow	358	24	2010	0	0	0.06	0	0	-0.04	0	-0.08	0.06	0	0	28971.2	0
willow	359	24	2010	0	0	-0.04	0	0	0.07	0	-0.08	0.06	0	0	28971.1	0
willow	360	24	2010	0	0	0	0	0	0.03	0	-0.09	0.06	0	0	28971.1	0
willow	361	24	2010	0	0	0.28	0	0	-0.24	0	-0.1	0.06	0	0	28971.4	0
willow	362	24	2010	0	0	0.2	0	0	-0.16	0	-0.09	0.06	0	0	28971.6	0
willow	363	24	2010	0	0	0.12	0	0	-0.09	0	-0.08	0.06	0	0	28971.7	0
willow	364	24	2010	0	0	-0.08	0	0	0.1	0	-0.08	0.06	0	0	28971.6	0
willow	365	24	2010	0	0	-0.09	0	0	0.12	0	-0.09	0.06	0	0	28971.5	0
willow	1	24	2011	0	0	-0.31	0	0	-4.86	0	5.12	0.06	0	0	28971.2	0
willow	2	24	2011	2.54	0	0.22	0	0	-3.82	0	6.08	0.06	0	0	28971.5	0
willow	3	24	2011	0	0	0.37	0	0	-1.18	0	0.74	0.06	0	0	28971.8	0
willow	4	24	2011	0	0	0.15	0	0	-0.16	0	-0.05	0.06	0	0	28972	0
willow	5	24	2011	2.54	0	-0.04	0	0	2.59	0	-0.08	0.06	0	0	28971.9	0
willow	6	24	2011	0	0	-0.09	0	0	0.12	0	-0.1	0.07	0	0	28971.8	0
willow	7	24	2011	0	0	-0.07	0	0	0.12	0	-0.11	0.07	0	0	28971.8	0
willow	8	24	2011	0	0	-0.07	0	0	0.12	0	-0.12	0.07	0	0	28971.7	0
willow	9	24	2011	2.54	0	-0.01	0	0	2.6	0	-0.12	0.07	0	0	28971.7	0
willow	10	24	2011	0	0	-0.02	0	0	0.05	0	-0.1	0.07	0	0	28971.7	0
willow	11	24	2011	2.54	0	-0.07	0	0	2.65	0	-0.11	0.07	0	0	28971.6	0
willow	12	24	2011	55.88	0	-0.11	0	0	56.02	0	-0.11	0.07	0	0	28971.5	0
willow	13	24	2011	2.54	0	-0.04	0	0	2.61	0	-0.1	0.07	0	0	28971.5	0
willow	14	24	2011	0	0	-0.05	0	0	0.07	0	-0.09	0.07	0	0	28971.4	0
willow	15	24	2011	2.54	0	0.04	0	0	2.52	0	-0.09	0.07	0	0	28971.4	0
willow	16	24	2011	5.08	0	0.02	0	0	5.08	0	-0.09	0.07	0	0	28971.5	0
willow	17	24	2011	0	0	-0.07	0	0	0.09	0	-0.09	0.08	0	0	28971.4	0
willow	18	24	2011	0	0	-0.08	0	0	0.09	0	-0.09	0.08	0	0	28971.3	0
willow	19	24	2011	2.54	0	0	0	0	2.55	0	-0.1	0.08	0	0	28971.3	0
willow	20	24	2011	0	0	-0.09	0	0	0.11	0	-0.1	0.08	0	0	28971.2	0
willow	21	24	2011	5.08	0	-0.08	0	0	5.17	0	-0.1	0.08	0	0	28971.2	0
willow	22	24	2011	0	0	-0.01	0	0	0.03	0	-0.1	0.08	0	0	28971.1	0
willow	23	24	2011	0	0	-0.09	0	0	0.11	0	-0.11	0.08	0	0	28971.1	0
willow	24	24	2011	0	0	-0.05	0	0	0.07	0	-0.11	0.08	0	0	28971	0
willow	25	24	2011	2.54	0	-0.01	0	0	2.57	0	-0.11	0.09	0	0	28971	0
willow	26	24	2011	0	0	-0.06	0	0	0.09	0	-0.11	0.09	0	0	28970.9	0
willow	27	24	2011	0	0	-0.1	0	0	0.12	0	-0.11	0.09	0	0	28970.8	0
willow	28	24	2011	0	0	-0.07	0	0	-0.04	0	0.02	0.09	0	0	28970.8	0
willow	29	24	2011	0	0	-0.06	0	0	-0.29	0	0.26	0.09	0	0	28970.7	0
willow	30	24	2011	0	0	0	0	0	-0.33	0	0.24	0.09	0	0	28970.7	0
willow	31	24	2011	0	0	0	0	0	-0.26	0	0.17	0.1	0	0	28970.7	0
willow	32	24	2011	7.62	0	0	0	0	7.59	0	-0.08	0.1	0	0	28970.7	0
willow	33	24	2011	53.34	0	0.08	0	0	53.28	0	-0.12	0.1	0	0	28970.8	0
willow	34	24	2011	0	0	-0.12	0	0	0.14	0	-0.12	0.1	0	0	28970.7	0
willow	35	24	2011	0	0	0.11	0	0	-0.21	0	0	0.1	0	0	28970.8	0
willow	36	24	2011	17.78	0	-0.02	0	0	17.51	0	0.18	0.1	0	0	28970.8	0
willow	37	24	2011	0	0	0.02	0	0	-0.34	0	0.21	0.11	0	0	28970.8	0
willow	38	24	2011	5.08	0	-0.01	0	0	4.75	0	0.23	0.11	0	0	28970.8	0
willow	39	24	2011	5.08	0	0.05	0	0	4.49	0	0.43	0.11	0	0	28970.8	0
willow	40	24	2011	0	0	0.11	0	0	-0.87	0	0.66	0.11	0	0	28970.9	0
willow	41	24	2011	0	0	-0.01	0	0	-0.85	0	0.74	0.11	0	0	28970.9	0
willow	42	24	2011	0	0	-0.03	0	0	-0.77	0	0.69	0.12	0	0	28970.9	0
willow	43	24	2011	2.54	0	0.06	0	0	1.82	0	0.53	0.12	0	0	28971	0
willow	44	24	2011	0	0	0.21	0	0	-0.71	0	0.38	0.12	0	0	28971.2	0
willow	45	24	2011	5.08	0	0.15	0	0	2.84	0	1.97	0.12	0	0	28971.3	0
willow	46	24	2011	0	0	0.05	0	0	-2.84	0	2.67	0.12	0	0	28971.4	0
willow	47	24	2011	0	0	0.1	0	0	-0.98	0	0.75	0.13	0	0	28971.5	0
willow	48	24	2011	0	0	-0.04	0	0	-1.21	0	1.12	0.13	0	0	28971.4	0
willow	49	24	2011	0	0	0.16	0	0	-20.2	0	19.91	0.13	0	0	28971.6	0
willow	50	24	2011	2.54	0	1.34	0	0	-5.76	0	6.83	0.13	0	0	28972.9	0
willow	51	24	2011	0	0	0.07	0	0	-0.99	0	0.79	0.13	0	0	28973	0
willow	52	24	2011	2.54	0	0.02	0	0	1.66	0	0.72	0.14	0	0	28973	0
willow	53	24	2011	0	0	-0.02	0	0	-0.85	0	0.73	0.14	0	0	28973	0
willow	54	24	2011	0	0	-0.01	0	0	-0.86	0	0.73	0.14	0	0	28973	0
willow	55	24	2011	0	0	0.04	0	0	-0.92	0	0.73	0.14	0	0	28973	0
willow	56	24	2011	10.16	0	0.03	0	0	9.82	0	0.17	0.15	0	0	28973.1	0
willow	57	24	2011	0	0	0.07	0	0	-0.05	0	-0.16	0.15	0	0	28973.1	0
willow	58	24	2011	2.54	0	-0.05	0	0	2.46	0	-0.02	0.15	0	0	28973.1	0
willow	59	24	2011	10.16	0	0.03	0	0	1.73	0	8.25	0.15	0	0	28973.1	0

Attachment D-1
Honeywell
Wastebeds 9-15 SWSR Pre-Design Investigation
SHAW Output Data

RUN	DAY	HR	YR	PRECIP	precip INTRCP	ET	TRANSP	CANOPY chg in storage	SNOW chg in storage	RESIDUE chg in storage	SOIL chg in storage	PERC	RUNOFF	PONDED	Etcum	ERROR
willow	60	24	2011	0	0	0.26	0	0	-4.68	0	4.26	0.15	0	0	28973.4	0
willow	61	24	2011	0	0	0.93	0	0	-1.83	0	0.74	0.16	0	0	28974.3	0
willow	62	24	2011	0	0	0.12	0	0	-0.97	0	0.69	0.16	0	0	28974.4	0
willow	63	24	2011	0	0	0.5	0	0	-1.35	0	0.69	0.16	0	0	28974.9	0
willow	64	24	2011	2.54	0	-0.56	0	0	-14.86	0	17.79	0.16	0	0	28974.4	-0.01
willow	65	24	2011	22.86	0	0.15	0	0	-17.68	0	40.21	0.16	0	0	28974.5	0.01
willow	66	24	2011	12.7	0	0.19	0	0	8.27	0	4.07	0.17	0	0	28974.7	0
willow	67	24	2011	0	0	-0.01	0	0	-0.71	0	0.56	0.17	0	0	28974.7	0
willow	68	24	2011	0	0	0.92	0	0	-1.64	0	0.55	0.17	0	0	28975.6	0
willow	69	24	2011	10.16	0	-0.47	0	0	-9	0	19.47	0.17	0	0	28975.2	-0.01
willow	70	24	2011	2.54	0	-0.11	0	0	-18.87	0	21.35	0.18	0	0	28975	-0.01
willow	71	24	2011	0	0	0.07	0	0	-15.12	0	14.87	0.18	0	0	28975.1	0
willow	72	24	2011	0	0	0.14	0	0	-11.85	0	11.54	0.18	0	0	28975.2	0
willow	73	24	2011	0	0	0.15	0	0	-14.83	0	14.49	0.19	0	0	28975.4	0
willow	74	24	2011	0	0	0.09	0	0	-17.77	0	17.49	0.19	0	0	28975.5	0
willow	75	24	2011	5.08	0	-0.23	0	0	-15.77	0	20.89	0.2	0	0	28975.3	-0.01
willow	76	24	2011	0	0	-0.14	0	0	-32.62	0	32.56	0.2	0	0	28975.1	0
willow	77	24	2011	0	0	-0.63	0	0	-56.54	0	56.96	0.21	0	0	28974.5	0
willow	78	24	2011	0	0	0.41	0	0	-25.43	0	24.8	0.22	0	0	28974.9	0
willow	79	24	2011	0	0	0.17	0	0	-21.35	0	20.84	0.24	0	0	28975.1	0.1
willow	80	24	2011	10.16	0	0.09	0	0	-10.08	0	19.86	0.27	0	0	28975.2	0.02
willow	81	24	2011	0	0	1.97	0	0	0	0	-2.33	0.36	0	0	28977.1	0
willow	82	24	2011	7.62	0	1.07	0	0	7.31	0	-1.34	0.57	0	0	28978.2	0
willow	83	24	2011	0	0	0.24	0	0	-0.29	0	-1.09	1.14	0	0	28978.4	0
willow	84	24	2011	0	0	0.63	0	0	-0.34	0	-2.65	2.35	0	0	28979.1	0
willow	85	24	2011	0	0	0.52	0	0	-0.23	0	-4.49	4.2	0	0	28979.6	0
willow	86	24	2011	0	0	0.6	0	0	-0.29	0	-6.4	6.09	0	0	28980.2	0
willow	87	24	2011	0	0	0.98	0	0	-0.68	0	-7.69	7.4	0	0	28981.2	0
willow	88	24	2011	0	0	0.65	0	0	-2.03	0	-8.26	8.02	1.62	0	28981.8	0
willow	89	24	2011	0	0	0.13	0	0	-2.75	0	-8.41	8.14	2.89	0	28982	0
willow	90	24	2011	2.54	0	-0.12	0	0	-0.71	0	-7.11	7.97	2.52	0	28981.8	-0.01
willow	91	24	2011	2.54	0	0.57	0	0	0	0	-5.67	7.65	0	0	28982.4	-0.01
willow	92	24	2011	0	0	5.73	0	0	0	0	-13	7.27	0	0	28988.1	0
willow	93	24	2011	0	0	4.82	0	0	0	0	-11.7	6.88	0	0	28993	0
willow	94	24	2011	12.7	0	2.35	0	0	0	0	3.83	6.52	0	0	28995.3	0
willow	95	24	2011	10.16	0	3.81	0	0	0	0	0.15	6.2	0	0	28999.1	0
willow	96	24	2011	0	0	3.21	0	0	0	0	-9.14	5.93	0	0	29002.3	0
willow	97	24	2011	0	0	3.61	0	0	0	0	-9.31	5.69	0	0	29005.9	0
willow	98	24	2011	0	0	2.99	0	0	0	0	-8.48	5.49	0	0	29008.9	0
willow	99	24	2011	0	0	3.69	0	0	0	0	-8.99	5.3	0	0	29012.6	0
willow	100	24	2011	0	0	2.62	0	0	0	0	-7.76	5.14	0	0	29015.2	0
willow	101	24	2011	0	0	6.83	0	0	0	0	-11.82	4.99	0	0	29022.1	0
willow	102	24	2011	0	0	5.21	0	0	0	0	-10.05	4.84	0	0	29027.3	0
willow	103	24	2011	17.78	0	1.45	0	0	0	0	11.65	4.69	0	0	29028.7	-0.01
willow	104	24	2011	0	0	4.15	0	0	0	0	-8.7	4.55	0	0	29032.9	0
willow	105	24	2011	0	0	5.17	0	0	0	0	-9.57	4.4	0	0	29038.1	0
willow	106	24	2011	7.62	0	3.48	0	0	0	0	-0.11	4.26	0	0	29041.5	0
willow	107	24	2011	12.7	0	3.75	0	0	0	0	4.84	4.11	0	0	29045.3	0
willow	108	24	2011	2.54	0	2.9	0	0	0	0	-4.33	3.97	0	0	29048.2	0
willow	109	24	2011	2.54	0	1.51	0	0	0	0	-2.8	3.83	0	0	29049.7	0
willow	110	24	2011	35.56	0	5.27	0	0	0	0	26.6	3.7	0	0	29055	0
willow	111	24	2011	0	0	4.4	0	0	0	0	-7.97	3.57	0	0	29059.4	0
willow	112	24	2011	0	0	4.04	0	0	0	0	-7.5	3.45	0	0	29063.4	0
willow	113	24	2011	22.86	0	3.86	0	0	0	0	15.65	3.35	0	0	29067.3	0
willow	114	24	2011	0	0	1.46	0	0	0	0	-4.7	3.25	0	0	29068.7	0
willow	115	24	2011	12.7	0	1.58	0	0	0	0	7.95	3.17	0	0	29070.3	0
willow	116	24	2011	50.8	0	2.24	0	0	0	0	45.46	3.1	0	0	29072.5	0
willow	117	24	2011	10.16	0	5.87	0	0	0	0	1.23	3.05	0	0	29078.4	0.01
willow	118	24	2011	15.24	0	7.13	0	0	0	0	5.1	3.01	0	0	29085.5	0
willow	119	24	2011	0	0	3.54	0	0	0	0	-6.54	3	0	0	29089.1	0
willow	120	24	2011	0	0	5.54	0	0	0	0	-8.58	3.04	0	0	29094.6	0
willow	121	24	2011	0	0	4.21	0.13	0	0	0	-7.37	3.14	0	0	29098.8	0.01
willow	122	24	2011	0	0	1.5	0.15	0	0	0	-4.8	3.3	0	0	29100.3	0
willow	123	24	2011	25.4	0.18	0.61	0.01	0	0	0	21.12	3.5	0	0	29100.9	-0.01
willow	124	24	2011	5.08	0	2.13	0.05	0	0	0	-0.57	3.72	0	0	29103.1	-0.02
willow	125	24	2011	0	0	5.83	0.88	0	0	0	-9.73	3.92	0	0	29108.9	-0.02
willow	126	24	2011	0	0	5.11	1.3	0	0	0	-9.18	4.08	0	0	29114	-0.02
willow	127	24	2011	0	0	3.89	1.22	0	0	0	-8.09	4.21	0	0	29117.9	-0.01
willow	128	24	2011	0	0	4	1.4	0	0	0	-8.3	4.32	0	0	29121.9	-0.01
willow	129	24	2011	0	0	5.04	1.86	0	0	0	-9.4	4.39	0	0	29126.9	-0.02
willow	130	24	2011	0	0	4.74	2.17	0	0	0	-9.15	4.43	0	0	29131.7	-0.01
willow	131	24	2011	0	0	5.1	2.54	0	0	0	-9.53	4.44	0	0	29136.8	-0.01
willow	132	24	2011	0	0	5.06	2.83	0	0	0	-9.47	4.42	0	0	29141.8	-0.02
willow	133	24	2011	0	0	4.56	2.82	0	0	0	-8.91	4.37	0	0	29146.4	-0.01
willow	134	24	2011	0	0	1.34	0.98	0	0	0	-5.61	4.29	0	0	29147.7	-0.01
willow	135	24	2011	15.24	1.13	0.95	0.03	0	0	0	9	4.19	0	0	29148.7	-0.02
willow	136	24	2011	12.7	1.16	1.26	0	0	0	0	7.33	4.08	0	0	29149.9	0
willow	137	24	2011	0	0	2.42	0.76	0	0	0	-5.21	3.96	0	0	29152.4	-0.01
willow	138	24	2011	2.54	0	3.16	1.08	0	0	0	-4.46	3.83	0	0	29155.5	0.01
willow	139	24	2011	12.7	0	3.85	0.92	0	0	0	5.16	3.7	0	0	29159.4	-0.01
willow	140	24	2011	0	0	3.22	2.48	0	0	0	-6.77	3.57	0	0	29162.6	-0.02
willow	141	24	2011	0	0	3.79	3.06	0	0	0	-7.21	3.44	0	0	29166.4	-0.02
willow	142	24	2011	0	0	3.14	2.6	0	0	0	-6.45	3.33	0	0	29169.5	-0.02
willow	143	24	2011	0	0	3.73	3.11	0	0	0	-6.92	3.22	0	0	29173.2	-0.02
willow	144	24	2011	0	0	4.23	3.41	0	0	0	-7.33	3.11	0	0	29177.5	-0.01
willow	145	24	2011	0	0	4.89	3.9	0	0	0	-7.89	3.02	0	0	29182.4	-0.01
willow	146	24	2011	5.08	0	6.5	2.96	0	0	0	-4.36	2.94	0	0	29188.9	0.01
willow	147	24	2011	12.7	0.48	3.33	0.37	0	0	0	6.01	2.86	0	0	29192.2	0.03
willow	148	24	2011	0	0	3.95	3.11	0	0	0	-6.24	2.78	0	0	29196.1	0
willow	149	24	2011	0	0	5.17	4.72	0	0	0	-7.87	2.71	0	0	29201.3	0
willow	150	24	2011	2.54	0	6.08	3.34	0	0	0	-6.17	2.64	0	0	29207.4	-0.01
willow	151	24	2011	0	0	6.24	5.67	0	0	0	-8.8	2.58	0	0	29213.6	-0.02
willow	152	24	2011	0	0	8.89	7.78	0	0	0	-11.38	2.51	0	0	29222.5	-0.02
willow	153	24	2011	0	0	6.96	5.35	0	0	0	-9.39	2.45	0	0	29229.5	-0.02
willow	154	24	2011	0	0	6.25	4.99	0	0	0	-8.64	2.39	0	0	29235.7	-0.01
willow	155	24	2011	0	0	2.84	2.64	0	0	0	-5.17	2.33	0	0	29238.6	0
willow	156	24	2011	0	0	3.28	3.07	0	0	0	-5.54	2.27	0	0	29241.8	-0.02
willow	157	24	2011	0	0	5.45	5.1	0	0	0	-7.67	2.22	0	0	29247.3	0
willow	158	24	2011	0	0	5.89	5.37	0	0	0	-8.03	2.16	0	0	29253.2	-0.01
willow	159	24	2011	0	0	6.67	6.29	0	0	0	-8.78	2.11	0	0	29259.9	-0.01
willow	160	24	2011	0	0	6.65	6.12	0	0	0	-8.68	2.06	0	0	29266.5	-0.02
willow	161	24	2011	0	0	4.89	4.12	0	0	0	-6.87	2	0	0	29271.4	-0.03
willow	162	24	2011	2.54	0	4	1.55	0	0	0	-3.41	1.95	0	0	29275.4	-0.01

Attachment D-1
Honeywell
Wastebeds 9-15 SWSR Pre-Design Investigation
SHAW Output Data

RUN	DAY	HR	YR	PRECIP	precip INTRCP	ET	TRANSP	CANOPY chg in storage	SNOW chg in storage	RESIDUE chg in storage	SOIL chg in storage	PERC	RUNOFF	PONDED	Etcum	ERROR
willow	163	24	2011	7.62	1.41	3.29	0.35	0	0	0	1.03	1.9	0	0	29278.7	-0.01
willow	164	24	2011	0	0	4.35	2.56	0	0	0	-4.79	1.85	0	0	29283	0
willow	165	24	2011	0	0	3.93	3.51	0	0	0	-5.74	1.81	0	0	29287	0
willow	166	24	2011	0	0	6.42	5.8	0	0	0	-8.17	1.76	0	0	29293.4	-0.02
willow	167	24	2011	0	0	5.73	5.27	0	0	0	-7.44	1.72	0	0	29299.1	-0.01
willow	168	24	2011	0	0	3.44	3.26	0	0	0	-5.11	1.67	0	0	29302.6	0
willow	169	24	2011	0	0	5.61	5.01	0	0	0	-7.22	1.63	0	0	29308.2	-0.02
willow	170	24	2011	0	0	5.54	4.69	0	0	0	-7.1	1.59	0	0	29313.7	-0.02
willow	171	24	2011	0	0	4.98	4.47	0	0	0	-6.52	1.55	0	0	29318.7	-0.01
willow	172	24	2011	0	0	4.88	4.37	0	0	0	-6.38	1.51	0	0	29323.6	0
willow	173	24	2011	17.78	2.22	2.54	0.31	0	0	0	11.54	1.47	0	0	29326.1	0
willow	174	24	2011	22.86	0.2	4.84	0	0	0	0	18.62	1.43	0	0	29330.9	-0.02
willow	175	24	2011	20.32	0	5.2	0.43	0	0	0	13.92	1.4	0	0	29336.2	0
willow	176	24	2011	5.08	2.25	2.75	0.31	0	0	0	-1.26	1.36	0	0	29338.9	-0.01
willow	177	24	2011	0	0	3.44	0.99	0	0	0	-2.51	1.33	0	0	29342.3	-0.01
willow	178	24	2011	0	0	5.13	4.93	0	0	0	-6.43	1.3	0	0	29347.5	0
willow	179	24	2011	5.08	0.03	5.27	0.64	0	0	0	-1.48	1.27	0	0	29352.7	0
willow	180	24	2011	0	0	2.91	2.46	-0.01	0	0	-4.1	1.24	0	0	29355.7	-0.01
willow	181	24	2011	0	0	7.45	6.63	0	0	0	-8.63	1.21	0	0	29363.1	-0.02
willow	182	24	2011	0	0	6.65	6.18	0	0	0	-7.83	1.18	0	0	29369.8	-0.01
willow	183	24	2011	0	0	6.41	6.11	0	0	0	-7.56	1.15	0	0	29376.2	-0.01
willow	184	24	2011	0	0	5.46	5.23	0	0	0	-6.58	1.12	0	0	29381.6	-0.01
willow	185	24	2011	0	0	7.34	6.62	-0.01	0	0	-8.41	1.1	0	0	29389	-0.03
willow	186	24	2011	0	0	5.92	5.56	0	0	0	-6.99	1.07	0	0	29394.9	-0.01
willow	187	24	2011	5.08	0	7.72	2.76	0	0	0	-3.65	1.05	0	0	29402.6	-0.04
willow	188	24	2011	0	0	5.15	4.72	0	0	0	-6.17	1.03	0	0	29407.8	-0.01
willow	189	24	2011	33.02	0.65	4.64	0.49	0	0	0	26.72	1.01	0	0	29412.4	0
willow	190	24	2011	0	0	6.92	5.58	0	0	0	-7.23	0.99	0	0	29419.3	-0.02
willow	191	24	2011	0	0	5.96	5.73	0	0	0	-6.91	0.96	0	0	29425.3	-0.01
willow	192	24	2011	0	0	6.35	6.16	0.01	0	0	-7.3	0.94	0	0	29431.6	0
willow	193	24	2011	0	0	7.42	6.98	0	0	0	-8.31	0.93	0	0	29439	-0.03
willow	194	24	2011	0	0	6	5.32	0	0	0	-6.89	0.91	0	0	29445	-0.01
willow	195	24	2011	0	0	5.64	5.08	0	0	0	-6.49	0.89	0	0	29450.7	-0.03
willow	196	24	2011	0	0	4.86	4.5	0	0	0	-5.73	0.87	0	0	29455.5	0
willow	197	24	2011	0	0	4.32	4.01	0	0	0	-5.17	0.86	0	0	29459.9	0
willow	198	24	2011	0	0	4.21	3.76	0	0	0	-5.04	0.84	0	0	29464.1	-0.02
willow	199	24	2011	12.7	0	5.94	0.91	0	0	0	5.95	0.82	0	0	29470	-0.01
willow	200	24	2011	0	0	4.65	4.37	0	0	0	-5.45	0.81	0	0	29474.7	-0.01
willow	201	24	2011	0	0	4.06	3.79	0	0	0	-4.85	0.79	0	0	29478.7	0
willow	202	24	2011	0	0	3.66	3.35	0	0	0	-4.41	0.78	0	0	29482.4	-0.03
willow	203	24	2011	0	0	3.26	2.63	0	0	0	-4.02	0.77	0	0	29485.6	0
willow	204	24	2011	0	0	2.5	2.01	0	0	0	-3.25	0.75	0	0	29488.1	-0.01
willow	205	24	2011	0	0	2.36	1.59	-0.01	0	0	-3.07	0.74	0	0	29490.5	-0.03
willow	206	24	2011	7.62	1.74	3.55	0.14	0	0	0	1.61	0.73	0	0	29494.1	-0.01
willow	207	24	2011	2.54	0	5.42	0.87	0	0	0	-1.84	0.71	0	0	29499.5	0
willow	208	24	2011	0	0	2.02	1.48	0	0	0	-2.71	0.7	0	0	29501.5	-0.01
willow	209	24	2011	0	0	1.23	1.02	0	0	0	-1.93	0.69	0	0	29502.7	0
willow	210	24	2011	22.86	2.31	2.85	0.13	0.01	0	0	17.01	0.68	0	0	29505.6	0.01
willow	211	24	2011	0	0	6.78	3.97	-0.01	0	0	-5.11	0.67	0	0	29512.4	-0.02
willow	212	24	2011	0	0	4.44	4.22	0	0	0	-5.07	0.66	0	0	29516.8	-0.02
willow	213	24	2011	0	0	4.85	4.41	0	0	0	-5.49	0.65	0	0	29521.6	-0.01
willow	214	24	2011	0	0	3.73	3.02	0	0	0	-4.35	0.64	0	0	29525.4	-0.01
willow	215	24	2011	17.78	2.23	3.07	0.17	0	0	0	11.86	0.63	0	0	29528.4	-0.02
willow	216	24	2011	0	0	5.3	2.82	0	0	0	-3.67	0.62	0	0	29533.7	-0.02
willow	217	24	2011	0	0	3.39	3.32	0	0	0	-4	0.61	0	0	29537.1	0
willow	218	24	2011	5.08	1.91	3.18	0.33	0	0	0	-0.61	0.6	0	0	29540.3	-0.01
willow	219	24	2011	7.62	1.36	4.08	0	0	0	0	3.52	0.59	0	0	29544.4	-0.01
willow	220	24	2011	0	0	5.31	3.58	0	0	0	-4.51	0.58	0	0	29549.7	-0.02
willow	221	24	2011	35.56	2.55	2.82	0.24	0	0	0	29.63	0.57	0	0	29552.5	-0.01
willow	222	24	2011	17.78	0	7.57	1.24	0	0	0	12.22	0.56	0	0	29560.1	-0.02
willow	223	24	2011	0	0	5.32	4.79	-0.01	0	0	-5.85	0.55	0	0	29565.4	-0.02
willow	224	24	2011	0	0	6.25	5.91	0	0	0	-6.78	0.55	0	0	29571.7	-0.02
willow	225	24	2011	0	0	5.52	5.23	0	0	0	-6.05	0.54	0	0	29577.2	-0.01
willow	226	24	2011	2.54	0	2.83	0.44	0.01	0	0	-0.83	0.53	0	0	29580	0.01
willow	227	24	2011	12.7	3.86	1.34	0.13	0	0	0	6.99	0.52	0	0	29581.4	0
willow	228	24	2011	2.54	0	6.91	0.95	0	0	0	-1.01	0.52	0	0	29588.3	-0.02
willow	229	24	2011	0	0	4.82	4.7	0	0	0	-5.33	0.51	0	0	29593.1	-0.01
willow	230	24	2011	0	0	5.53	5.3	0	0	0	-6.01	0.5	0	0	29598.6	-0.02
willow	231	24	2011	0	0	4.91	4.78	0	0	0	-5.4	0.5	0	0	29603.5	-0.01
willow	232	24	2011	0	0	5.39	5.21	0	0	0	-5.87	0.49	0	0	29608.9	-0.01
willow	233	24	2011	17.78	1.92	3.46	0.3	0	0	0	11.91	0.48	0	0	29612.4	0
willow	234	24	2011	5.08	0	8.59	1.37	-0.01	0	0	-2.05	0.48	0	0	29621	0
willow	235	24	2011	0	0	5.42	5.07	0	0	0	-5.87	0.47	0	0	29626.4	-0.02
willow	236	24	2011	0	0	5.5	5.3	0	0	0	-5.96	0.46	0	0	29631.9	-0.01
willow	237	24	2011	12.7	0	6.28	1.25	0.01	0	0	5.96	0.46	0	0	29638.2	0
willow	238	24	2011	0	0	4.21	4.04	0	0	0	-4.65	0.45	0	0	29642.4	-0.01
willow	239	24	2011	0	0	4.01	3.88	0	0	0	-4.44	0.45	0	0	29646.4	-0.02
willow	240	24	2011	27.94	1.89	3.52	0.2	-0.01	0	0	22.12	0.44	0	0	29649.9	-0.02
willow	241	24	2011	0	0	5.69	3.45	-0.01	0	0	-4.22	0.43	0	0	29655.6	-0.02
willow	242	24	2011	0	0	5.2	5	0	0	0	-5.61	0.43	0	0	29660.8	-0.01
willow	243	24	2011	0	0	3.84	3.77	0	0	0	-4.27	0.42	0	0	29664.7	0
willow	244	24	2011	2.54	0	4.42	1.94	0	0	0	-2.29	0.42	0	0	29669.1	-0.01
willow	245	24	2011	0	0	5.04	4.82	0	0	0	-5.45	0.41	0	0	29674.1	-0.01
willow	246	24	2011	0	0	4	3.95	0.01	0	0	-4.41	0.41	0	0	29678.1	0
willow	247	24	2011	0	0	4.36	4.19	0	0	0	-4.73	0.4	0	0	29682.5	-0.02
willow	248	24	2011	22.86	2.84	2.23	0.1	-0.01	0	0	17.42	0.4	0	0	29684.7	-0.02
willow	249	24	2011	2.54	1.91	3.5	0	-0.01	0	0	-0.41	0.39	0	0	29688.2	0
willow	250	24	2011	38.1	3.24	1.8	0	0	0	0	34.58	0.39	0	0	29690	0
willow	251	24	2011	5.08	1.43	3.51	0	0.01	0	0	2.99	0.39	0	0	29693.5	0
willow	252	24	2011	0	0	3.67	2.12	0	0	0	-2.59	0.38	0	0	29697.2	-0.03
willow	253	24	2011	0	0	4.17	3.98	-0.01	0	0	-4.52	0.38	0	0	29701.3	-0.02
willow	254	24	2011	0	0	2.88	2.72	0	0	0	-3.22	0.37	0	0	29704.2	-0.03
willow	255	24	2011	0	0	4.16	4.06	0.01	0	0	-4.53	0.37	0	0	29708.4	0
willow	256	24	2011	0	0	5.19	4.93	0	0	0	-5.54	0.36	0	0	29713.6	-0.02
willow	257	24	2011	0	0	4.27	3.83	-0.01	0	0	-4.61	0.36	0	0	29717.8	-0.01
willow	258	24	2011	7.62	1.47	3.67	0.18	-0.01	0	0	2.14	0.36	0	0	29721.5	-0.01
willow	259	24	2011	0	0	4.16	2.27	-0.01	0	0	-3.04	0.35	0	0	29725.7	0
willow	260	24	2011	0	0	2.64	2.47	0	0	0	-2.97	0.35	0	0	29728.3	-0.01
willow	261	24	2011	0	0	3.88	3.67	0	0	0	-4.22	0.34	0	0	29732.2	-0.01
willow	262	24	2011	2.54	0	5.17	2.58	0	0	0	-2.96	0.34	0	0	29737.4	-0.01
willow	263	24	2011	7.62	1.56	3.22	0.31	0.01	0	0	2.49	0.34	0	0	29740.6	0
willow	264	24	2011	0	0	4.27	2.49	0	0	0	-3.05	0.33	0	0	29744.9	-0.01
willow	265	24	2011	15.24	1.97	2.75	0.3	0.01	0	0	10.19	0.33	0	0	29747.6	-0.02

Attachment D-1
Honeywell
Wastebeds 9-15 SWSR Pre-Design Investigation
SHAW Output Data

RUN	DAY	HR	YR	PRECIP	precip INTRCP	ET	TRANSP	CANOPY chg in storage	SNOW chg in storage	RESIDUE chg in storage	SOIL chg in storage	PERC	RUNOFF	PONDED	Etcum	ERROR
willow	266	24	2011	5.08	1.75	3.11	0	0	0	0	1.88	0.33	0	0	29750.7	-0.01
willow	267	24	2011	0	0	2.13	0.27	0	0	0	-0.69	0.32	0	0	29752.9	-0.02
willow	268	24	2011	0	0	3.42	3.36	0	0	0	-3.73	0.32	0	0	29756.3	-0.01
willow	269	24	2011	0	0	3.58	3.47	0	0	0	-3.87	0.32	0	0	29759.9	-0.03
willow	270	24	2011	0	0	2.02	1.96	0	0	0	-2.34	0.31	0	0	29761.9	0
willow	271	24	2011	0	0	3.03	2.82	0	0	0	-3.31	0.31	0	0	29764.9	-0.02
willow	272	24	2011	30.48	2.72	1.63	0.16	-0.01	0	0	25.84	0.31	0	0	29766.5	-0.01
willow	273	24	2011	0	0	4.76	1.53	-0.01	0	0	-2.32	0.31	0	0	29771.3	-0.01
willow	274	24	2011	2.54	0.51	2.18	0.11	-0.01	0	0	-0.43	0.3	0	0	29773.5	-0.01
willow	275	24	2011	12.7	0.92	3.19	0	0	0	0	8.79	0.3	0	0	29776.7	0
willow	276	24	2011	0	0	1.87	0.84	0	0	0	-1.24	0.3	0	0	29778.5	-0.01
willow	277	24	2011	0	0	1.1	0.92	0	0	0	-1.38	0.3	0	0	29779.6	-0.01
willow	278	24	2011	0	0	2.95	2.44	-0.01	0	0	-3.21	0.29	0	0	29782.6	-0.02
willow	279	24	2011	0	0	2.79	2.55	-0.01	0	0	-3.07	0.29	0	0	29785.4	-0.01
willow	280	24	2011	0	0	2.79	2.67	0	0	0	-3.07	0.29	0	0	29788.1	-0.01
willow	281	24	2011	0	0	2.95	2.83	0.01	0	0	-3.23	0.29	0	0	29791.1	-0.01
willow	282	24	2011	0	0	2.89	2.77	0	0	0	-3.16	0.28	0	0	29794	-0.02
willow	283	24	2011	0	0	2.85	2.68	0	0	0	-3.13	0.28	0	0	29796.8	-0.01
willow	284	24	2011	0	0	2.33	2.17	0	0	0	-2.6	0.28	0	0	29799.2	-0.01
willow	285	24	2011	2.54	0	2.58	0.31	-0.01	0	0	-0.3	0.28	0	0	29801.7	-0.01
willow	286	24	2011	5.08	0	2.83	0.17	0	0	0	1.98	0.27	0	0	29804.6	-0.01
willow	287	24	2011	7.62	0	2.84	0.44	0	0	0	4.53	0.27	0	0	29807.4	-0.03
willow	288	24	2011	7.62	0	3.17	0.3	-0.01	0	0	4.2	0.27	0	0	29810.6	-0.01
willow	289	24	2011	5.08	0	2.96	0.52	0	0	0	1.86	0.27	0	0	29813.5	0
willow	290	24	2011	0	0	1.64	1.09	0	0	0	-1.9	0.27	0	0	29815.2	-0.01
willow	291	24	2011	0	0	2.39	1.7	0	0	0	-2.65	0.26	0	0	29817.6	0
willow	292	24	2011	0	0	1.92	1.42	0	0	0	-2.2	0.26	0	0	29819.5	0.01
willow	293	24	2011	7.62	0	2.63	0.64	0	0	0	4.71	0.26	0	0	29822.1	0.01
willow	294	24	2011	0	0	1.6	0.8	0	0	0	-1.85	0.26	0	0	29823.7	-0.01
willow	295	24	2011	0	0	1.12	0.52	0	0	0	-1.38	0.26	0	0	29824.8	0
willow	296	24	2011	0	0	1.77	0.92	0	0	0	-2.02	0.25	0	0	29826.6	0
willow	297	24	2011	7.62	0	1.86	0.47	0	0	0	5.53	0.25	0	0	29828.5	-0.02
willow	298	24	2011	0	0	1.98	0.73	0	0	0	-2.21	0.25	0	0	29830.5	-0.02
willow	299	24	2011	10.16	0.31	0.7	0.02	0	0	0	8.9	0.25	0	0	29831.2	0
willow	300	24	2011	12.7	0	1.61	0.04	0	0	0	11.18	0.25	0	0	29832.8	-0.03
willow	301	24	2011	0	0	1.31	0.23	0	0	0	-1.56	0.25	0	0	29834.1	0.01
willow	302	24	2011	0	0	0.83	0	0	0	0	-1.07	0.25	0	0	29834.9	0
willow	303	24	2011	0	0	1.56	0.18	0	0	0	-1.8	0.24	0	0	29836.5	0
willow	304	24	2011	0	0	1.34	0.1	0	0	0	-1.59	0.24	0	0	29837.8	0
willow	305	24	2011	0	0	1.67	0	0	0	0	-1.91	0.24	0	0	29839.5	0
willow	306	24	2011	0	0	1.86	0	0	0	0	-2.1	0.24	0	0	29841.3	0
willow	307	24	2011	0	0	1.62	0	0	0	0	-1.86	0.24	0	0	29843	0
willow	308	24	2011	0	0	2.45	0	0	0	0	-2.68	0.24	0	0	29845.4	0
willow	309	24	2011	0	0	1.21	0	0	0	0	-1.44	0.24	0	0	29846.6	0
willow	310	24	2011	0	0	1.58	0	0	0	0	-1.82	0.23	0	0	29848.2	0
willow	311	24	2011	0	0	0.78	0	0	0	0	-1.02	0.23	0	0	29849	0
willow	312	24	2011	0	0	0.82	0	0	0	0	-1.05	0.23	0	0	29849.8	0
willow	313	24	2011	0	0	2.42	0	0	0	0	-2.65	0.23	0	0	29852.2	0
willow	314	24	2011	0	0	1.72	0	0	0	0	-1.95	0.23	0	0	29853.9	0
willow	315	24	2011	5.08	0	2	0	0	0	0	2.85	0.23	0	0	29855.9	0
willow	316	24	2011	0	0	2.37	0	0	0	0	-2.59	0.23	0	0	29858.3	0
willow	317	24	2011	0	0	2.88	0	0	0	0	-3.11	0.23	0	0	29861.2	0
willow	318	24	2011	22.86	0	2.24	0	0	0	0	20.39	0.23	0	0	29863.4	0
willow	319	24	2011	0	0	0.87	0	0	0	0	-1.09	0.22	0	0	29864.3	0
willow	320	24	2011	2.54	0	0.77	0	0	0	0	1.54	0.22	0	0	29865.1	0
willow	321	24	2011	0	0	2.6	0	0	0	0	-2.82	0.22	0	0	29867.7	0
willow	322	24	2011	0	0	3.25	0	0	0	0	-3.47	0.22	0	0	29870.9	0
willow	323	24	2011	0	0	2.33	0	0	0	0	-2.55	0.22	0	0	29873.2	0
willow	324	24	2011	0	0	2.27	0	0	0	0	-2.49	0.22	0	0	29875.5	0
willow	325	24	2011	0	0	1.37	0	0	0	0	-1.59	0.22	0	0	29876.9	0
willow	326	24	2011	15.24	0	0.29	0	0	15.24	0	-0.51	0.22	0	0	29877.2	0
willow	327	24	2011	20.32	0	-0.2	0	0	-7.72	0	28.03	0.22	0	0	29877	0
willow	328	24	2011	0	0	-0.07	0	0	-3.23	0	3.09	0.22	0	0	29876.9	0
willow	329	24	2011	0	0	-0.05	0	0	-4.28	0	4.12	0.22	0	0	29876.8	0
willow	330	24	2011	0	0	1	0	0	0	0	-1.22	0.22	0	0	29877.8	0
willow	331	24	2011	0	0	1.69	0	0	0	0	-1.91	0.21	0	0	29879.5	0
willow	332	24	2011	5.08	0	0.53	0	0	0	0	4.34	0.21	0	0	29880.1	0
willow	333	24	2011	10.16	0	0.52	0	0	0	0	9.42	0.21	0	0	29880.6	0
willow	334	24	2011	2.54	0	2.4	0	0	0	0	-0.07	0.21	0	0	29883	0
willow	335	24	2011	0	0	0.98	0	0	0	0	-1.2	0.21	0	0	29884	0
willow	336	24	2011	0	0	0.4	0	0	0	0	-0.62	0.21	0	0	29884.4	0
willow	337	24	2011	0	0	0.87	0	0	0	0	-1.08	0.21	0	0	29885.2	0
willow	338	24	2011	0	0	1.77	0	0	0	0	-1.98	0.21	0	0	29887	0
willow	339	24	2011	5.08	0	0.42	0	0	0	0	4.45	0.21	0	0	29887.4	0
willow	340	24	2011	5.08	0	0.46	0	0	0	0	4.42	0.21	0	0	29887.9	0
willow	341	24	2011	2.54	0	0.48	0	0	0	0	1.85	0.21	0	0	29888.4	0
willow	342	24	2011	0	0	2.27	0	0	0	0	-2.48	0.21	0	0	29890.6	0
willow	343	24	2011	0	0	1.36	0	0	0	0	-1.57	0.21	0	0	29892	0
willow	344	24	2011	0	0	3.21	0	0	0	0	-3.42	0.21	0	0	29895.2	0
willow	345	24	2011	0	0	1.04	0	0	0	0	-1.25	0.21	0	0	29896.2	0
willow	346	24	2011	0	0	0.31	0	0	0	0	-0.51	0.21	0	0	29896.5	0
willow	347	24	2011	0	0	0.21	0	0	0	0	-0.42	0.21	0	0	29896.8	0
willow	348	24	2011	0	0	0.08	0	0	0	0	-0.28	0.21	0	0	29896.8	0
willow	349	24	2011	10.16	0	1.6	0	0	0	0	8.36	0.21	0	0	29898.4	0
willow	350	24	2011	2.54	0	3.63	0	0	0	0	-1.3	0.21	0	0	29902.1	0
willow	351	24	2011	2.54	0	0.9	0	0	2.65	0	-1.22	0.21	0	0	29903	0
willow	352	24	2011	0	0	0.01	0	0	0.34	0	-0.56	0.21	0	0	29903	0
willow	353	24	2011	2.54	0	0.2	0	0	-3	0	5.13	0.21	0	0	29903.2	0
willow	354	24	2011	0	0	0.66	0	0	0	0	-0.87	0.21	0	0	29903.8	0
willow	355	24	2011	10.16	0	-0.37	0	0	0	0	10.33	0.21	0	0	29903.5	0
willow	356	24	2011	2.54	0	0.5	0	0	0	0	1.83	0.21	0	0	29904	0
willow	357	24	2011	10.16	0	0.52	0	0	9.03	0	0.4	0.21	0	0	29904.5	0
willow	358	24	2011	0	0	0.12	0	0	0.17	0	-0.5	0.21	0	0	29904.6	0
willow	359	24	2011	0	0	0.06	0	0	-0.61	0	0.34	0.21	0	0	29904.7	0
willow	360	24	2011	2.54	0	0.09	0	0	-1.04	0	3.29	0.21	0	0	29904.8	0
willow	361	24	2011	7.62	0	0.06	0	0	-2.99	0	10.34	0.21	0	0	29904.8	0
willow	362	24	2011	2.54	0	0.72	0	0	0.85	0	0.77	0.21	0	0	29905.5	0
willow	363	24	2011	0	0	0.39	0	0	-0.03	0	-0.58	0.21	0	0	29905.9	0
willow	364	24	2011	0	0	0.11	0	0	-0.4	0	0.08	0.21	0	0	29906	0
willow	365	24	2011	0	0	-0.11	0	0	-4.97	0	4.87	0.21	0	0	29905.9	0
willow	1	24	2012	2.54	0	0.04	0	0	0	0	2.33	0.21	0	0	29906	-0.04
willow	2	24	2012	2.54	0	2.08	0	0	1.8	0	-1.55	0.22	0	0	29908.1	0
willow	3	24	2012	2.54	0	0.45	0	0	2.66	0	-0.79	0.22	0	0	29908.5	0

Attachment D-1
Honeywell
Wastebeds 9-15 SWSR Pre-Design Investigation
SHAW Output Data

RUN	DAY	HR	YR	PRECIP	precip INTRCP	ET	TRANSP	CANOPY chg in storage	SNOW chg in storage	RESIDUE chg in storage	SOIL chg in storage	PERC	RUNOFF	PONDED	Etcum	ERROR
willow	4	24	2012	0	0	0.12	0	0	0.21	0	-0.55	0.22	0	0	29908.6	0
willow	5	24	2012	0	0	0.36	0	0	-0.22	0	-0.35	0.22	0	0	29909	0
willow	6	24	2012	0	0	0.02	0	0	-1.31	0	1.08	0.22	0	0	29909	0
willow	7	24	2012	0	0	0.07	0	0	-3.13	0	0.28	0.22	2.56	0	29909.1	0
willow	8	24	2012	0	0	1.8	0	0	0	0	-2.03	0.22	0	0	29910.9	0
willow	9	24	2012	0	0	0.95	0	0	0	0	-1.17	0.22	0	0	29911.8	0
willow	10	24	2012	0	0	0.85	0	0	0	0	-1.08	0.23	0	0	29912.7	0
willow	11	24	2012	0	0	0.65	0	0	0	0	-0.87	0.23	0	0	29913.3	0
willow	12	24	2012	17.78	0	-0.17	0	0	0	0	17.7	0.23	0	0	29913.2	0.02
willow	13	24	2012	20.32	0	1.36	0	0	17.94	0	0.8	0.23	0	0	29914.5	0
willow	14	24	2012	0	0	0.13	0	0	0.08	0	-0.44	0.23	0	0	29914.6	0
willow	15	24	2012	0	0	0	0	0	0.37	0	-0.6	0.23	0	0	29914.6	0
willow	16	24	2012	0	0	0.14	0	0	0.11	0	-0.48	0.24	0	0	29914.8	0
willow	17	24	2012	12.7	0	-0.16	0	0	-9.18	0	9.54	0.24	12.25	0	29914.6	0
willow	18	24	2012	0	0	1.13	0	0	-1.16	0	-0.22	0.24	0	0	29915.8	0
willow	19	24	2012	0	0	0.57	0	0	-0.15	0	-0.67	0.24	0	0	29916.3	0
willow	20	24	2012	0	0	0.62	0	0	-0.23	0	-0.63	0.24	0	0	29916.9	0
willow	21	24	2012	5.08	0	0.01	0	0	5.23	0	-0.4	0.25	0	0	29917	0
willow	22	24	2012	0	0	0.01	0	0	0.07	0	-0.33	0.25	0	0	29917	0
willow	23	24	2012	0	0	-0.22	0	0	-7.33	0	-0.18	0.25	7.48	0	29916.7	0
willow	24	24	2012	0	0	0.01	0	0	-5.75	0	0.09	0.26	5.35	0.05	29916.7	0
willow	25	24	2012	0	0	1.56	0	0	0	0	-1.77	0.26	0	0	29918.3	0
willow	26	24	2012	2.54	0	0.5	0	0	0	0	-0.75	0.26	2.54	0	29918.8	0
willow	27	24	2012	25.4	0	-0.54	0	0	0	0	2.23	0.26	23.45	0	29918.3	0
willow	28	24	2012	0	0	1.96	0	0	0	0	-2.23	0.26	0	0	29920.2	0
willow	29	24	2012	0	0	2.44	0	0	0	0	-2.71	0.27	0	0	29922.7	0
willow	30	24	2012	5.08	0	1.18	0	0	4.97	0	-1.34	0.27	0	0	29923.8	0
willow	31	24	2012	0	0	-0.03	0	0	-3.16	0	2.92	0.27	0	0	29923.8	0
willow	32	24	2012	5.08	0	0.29	0	0	-1.81	0	6.33	0.27	0	0	29924.1	0
willow	33	24	2012	0	0	1.48	0	0	0	0	-1.76	0.28	0	0	29925.6	0
willow	34	24	2012	0	0	1.05	0	0	0	0	-1.33	0.28	0	0	29926.6	0
willow	35	24	2012	0	0	0.86	0	0	0	0	-1.14	0.28	0	0	29927.5	0
willow	36	24	2012	0	0	0.99	0	0	0	0	-1.28	0.29	0	0	29928.5	0
willow	37	24	2012	0	0	1.18	0	0	0	0	-1.45	0.29	0	0	29929.6	-0.02
willow	38	24	2012	0	0	1.25	0	0	0	0	-1.53	0.29	0	0	29930.9	0
willow	39	24	2012	0	0	1.56	0	0	0	0	-1.85	0.29	0	0	29932.4	0
willow	40	24	2012	0	0	1.12	0	0	0	0	-1.42	0.3	0	0	29933.6	0
willow	41	24	2012	0	0	1.12	0	0	0	0	-1.42	0.3	0	0	29934.7	0
willow	42	24	2012	0	0	0.99	0	0	0	0	-1.29	0.3	0	0	29935.7	0
willow	43	24	2012	2.54	0	0.28	0	0	2.56	0	-0.61	0.31	0	0	29936	0
willow	44	24	2012	0	0	0.74	0	0	-0.59	0	-0.45	0.31	0	0	29936.7	0
willow	45	24	2012	0	0	0.15	0	0	0.06	0	-0.53	0.31	0	0	29936.8	0
willow	46	24	2012	0	0	0.01	0	0	-0.57	0	0.24	0.32	0	0	29936.8	0
willow	47	24	2012	7.62	0	0.07	0	0	-1.47	0	8.69	0.32	0	0	29936.9	0
willow	48	24	2012	0	0	0.92	0	0	0	0	-1.24	0.32	0	0	29937.8	0
willow	49	24	2012	2.54	0	0.73	0	0	1.25	0	0.24	0.33	0	0	29938.6	0
willow	50	24	2012	0	0	0.21	0	0	0.21	0	-0.75	0.33	0	0	29938.8	0
willow	51	24	2012	0	0	0.33	0	0	0.43	0	-1.1	0.34	0	0	29939.1	0
willow	52	24	2012	0	0	0.48	0	0	-0.39	0	-0.42	0.34	0	0	29939.6	0
willow	53	24	2012	2.54	0	-0.05	0	0	-1.5	0	3.74	0.34	0	0	29939.5	0
willow	54	24	2012	2.54	0	1.12	0	0	0	0	1.08	0.35	0	0	29940.7	0
willow	55	24	2012	2.54	0	1.08	0	0	0	0	1.11	0.35	0	0	29941.7	0
willow	56	24	2012	5.08	0	2.46	0	0	4.27	0	-2	0.35	0	0	29944.2	0
willow	57	24	2012	0	0	0.22	0	0	0.16	0	-0.74	0.36	0	0	29944.4	0
willow	58	24	2012	0	0	0.78	0	0	-4.43	0	3.29	0.36	0	0	29945.2	0
willow	59	24	2012	0	0	2.17	0	0	0	0	-2.53	0.36	0	0	29947.4	0
willow	60	24	2012	2.54	0	0.85	0	0	2.31	0	-0.98	0.36	0	0	29948.2	0
willow	61	24	2012	10.16	0	-0.05	0	0	-2.31	0	12.15	0.37	0	0	29948.2	0
willow	62	24	2012	2.54	0	0.91	0	0	0	0	1.26	0.37	0	0	29949.1	0
willow	63	24	2012	2.54	0	5.17	0	0	0	0	-3	0.37	0	0	29954.2	0
willow	64	24	2012	2.54	0	1.44	0	0	2.3	0	-1.57	0.37	0	0	29955.7	0
willow	65	24	2012	0	0	0.68	0	0	0	0	-1.06	0.38	0	0	29956.4	0
willow	66	24	2012	0	0	0.18	0	0	0.13	0	-0.69	0.38	0	0	29956.5	0
willow	67	24	2012	0	0	0.84	0	0	-2.44	0	1.24	0.38	0	0	29957.4	-0.02
willow	68	24	2012	10.16	0	2.52	0	0	0	0	7.25	0.38	0	0	29959.9	0
willow	69	24	2012	2.54	0	1.13	0	0	1.75	0	-0.72	0.39	0	0	29961	0
willow	70	24	2012	0	0	0.71	0	0	-0.05	0	-1.04	0.39	0	0	29961.7	0
willow	71	24	2012	0	0	0.76	0	0	-1.69	0	0.55	0.39	0	0	29962.5	-0.01
willow	72	24	2012	0	0	1.93	0	0	0	0	-2.32	0.39	0	0	29964.4	0
willow	73	24	2012	0	0	3.81	0	0	0	0	-4.2	0.39	0	0	29968.2	0
willow	74	24	2012	0	0	4.42	0	0	0	0	-4.82	0.4	0	0	29972.7	0
willow	75	24	2012	0	0	2.7	0	0	0	0	-3.1	0.4	0	0	29975.4	0
willow	76	24	2012	12.7	0	1.2	0	0	0	0	11.1	0.4	0	0	29976.6	0
willow	77	24	2012	0	0	3.01	0	0	0	0	-3.41	0.4	0	0	29979.6	0
willow	78	24	2012	0	0	3.15	0	0	0	0	-3.56	0.41	0	0	29982.7	0
willow	79	24	2012	0	0	1.83	0	0	0	0	-2.24	0.41	0	0	29984.6	0
willow	80	24	2012	0	0	2.7	0	0	0	0	-3.11	0.41	0	0	29987.3	0
willow	81	24	2012	0	0	3.58	0	0	0	0	-3.99	0.41	0	0	29990.8	0
willow	82	24	2012	0	0	3.57	0	0	0	0	-3.99	0.42	0	0	29994.4	0
willow	83	24	2012	0	0	2.36	0	0	0	0	-2.77	0.42	0	0	29996.8	0
willow	84	24	2012	2.54	0	3.22	0	0	0	0	-1.1	0.42	0	0	30000	0
willow	85	24	2012	0	0	1.12	0	0	0	0	-1.54	0.43	0	0	30001.1	0
willow	86	24	2012	0	0	7.31	0	0	0	0	-7.74	0.43	0	0	30008.4	0
willow	87	24	2012	0	0	3.74	0	0	0	0	-4.17	0.43	0	0	30012.1	0
willow	88	24	2012	2.54	0	3.4	0	0	0	0	-1.3	0.44	0	0	30015.5	0
willow	89	24	2012	2.54	0	2.13	0	0	0	0	-0.03	0.44	0	0	30017.7	0
willow	90	24	2012	0	0	3.58	0	0	0	0	-4.02	0.44	0	0	30021.3	0
willow	91	24	2012	0	0	1.6	0	0	0	0	-2.04	0.45	0	0	30022.9	0
willow	92	24	2012	2.54	0	1.29	0.01	0	0	0	0.79	0.45	0	0	30024.1	0.01
willow	93	24	2012	0	0	4	0.12	0	0	0	-4.47	0.45	0	0	30028.1	0.02
willow	94	24	2012	0	0	3.03	0.22	0	0	0	-3.48	0.45	0	0	30031.2	0
willow	95	24	2012	0	0	2.9	0.34	0	0	0	-3.37	0.46	0	0	30034.1	0.01
willow	96	24	2012	0	0	2.33	0.12	0	0	0	-2.78	0.46	0	0	30036.4	-0.01
willow	97	24	2012	0	0	3.73	0.39	0	0	0	-4.18	0.46	0	0	30040.1	-0.01
willow	98	24	2012	0	0	3.95	0.62	0	0	0	-4.41	0.46	0	0	30044.1	-0.01
willow	99	24	2012	0	0	4.44	0.8	0	0	0	-4.92	0.47	0	0	30048.5	0.01
willow	100	24	2012	0	0	4.05	0.83	0	0	0	-4.53	0.47	0	0	30052.6	0.01
willow	101	24	2012	0	0	2.07	0.73	0	0	0	-2.54	0.47	0	0	30054.6	0
willow	102	24	2012	0	0	0.67	0.57	0	0	0	-1.14	0.47	0	0	30055.3	0
willow	103	24	2012	0	0	1.96	1.1	0	0	0	-2.43	0.47	0	0	30057.3	0
willow	104	24	2012	0	0	2.17	1.72	0	0	0	-2.64	0.47	0	0	30059.4	0
willow	105	24	2012	0	0	1.82	1.73	0	0	0	-2.3	0.47	0	0	30061.3	0.01
willow	106	24	2012	0	0	0.03	0.82	0.02	0	0	-0.52	0.47	0	0	30061.3	0

Attachment D-1
Honeywell
Wastebeds 9-15 SWSR Pre-Design Investigation
SHAW Output Data

RUN	DAY	HR	YR	PRECIP	precip INTRCP	ET	TRANSP	CANOPY chg in storage	SNOW chg in storage	RESIDUE chg in storage	SOIL chg in storage	PERC	RUNOFF	PONDED	Etcum	ERROR
willow	107	24	2012	0	0	3.67	3.13	0	0	0	-4.14	0.47	0	0	30064.9	0
willow	108	24	2012	0	0	2.44	2.08	-0.02	0	0	-2.89	0.47	0	0	30067.4	0
willow	109	24	2012	0	0	2.18	1.78	-0.01	0	0	-2.64	0.47	0	0	30069.6	-0.01
willow	110	24	2012	0	0	2.71	2.68	0.01	0	0	-3.18	0.47	0	0	30072.3	-0.01
willow	111	24	2012	0	0	3.61	3.66	0.01	0	0	-4.1	0.47	0	0	30075.9	0.02
willow	112	24	2012	12.7	0	1.81	0.75	0	0	0	10.43	0.47	0	0	30077.7	0
willow	113	24	2012	5.08	0	2.52	0.18	-0.01	0	0	2.1	0.47	0	0	30080.2	0
willow	114	24	2012	22.86	0	2.52	0.09	0	0	0	19.88	0.47	0	0	30082.7	-0.01
willow	115	24	2012	0	0	2.5	1.16	0	0	0	-2.96	0.46	0	0	30085.2	-0.01
willow	116	24	2012	0	0	2.38	1.09	0	0	0	-2.85	0.46	0	0	30087.6	0
willow	117	24	2012	5.08	0	3.03	0.77	0	0	0	1.6	0.46	0	0	30090.6	-0.01
willow	118	24	2012	0	0	2.08	0.94	-0.01	0	0	-2.54	0.46	0	0	30092.7	0
willow	119	24	2012	0	0	3.74	1.66	0	0	0	-4.2	0.46	0	0	30096.5	0
willow	120	24	2012	0	0	4.25	2.11	0	0	0	-4.7	0.45	0	0	30100.7	0
willow	121	24	2012	0	0	3.04	1.94	0	0	0	-3.48	0.45	0	0	30103.8	-0.01
willow	122	24	2012	10.16	0.61	1.5	0.1	0.01	0	0	7.58	0.45	0	0	30105.3	0.01
willow	123	24	2012	0	0	3.18	1.97	0	0	0	-3.01	0.45	0	0	30108.4	-0.01
willow	124	24	2012	0	0	3.57	2.59	0.01	0	0	-4.01	0.44	0	0	30112	-0.01
willow	125	24	2012	15.24	0	4.09	1.19	0	0	0	10.71	0.44	0	0	30116.1	0
willow	126	24	2012	0	0	4.67	2.8	-0.02	0	0	-5.08	0.44	0	0	30120.8	-0.01
willow	127	24	2012	0	0	5.34	3.55	-0.01	0	0	-5.76	0.43	0	0	30126.1	0
willow	128	24	2012	7.62	0	4.21	1.44	0	0	0	2.98	0.43	0	0	30130.3	0
willow	129	24	2012	33.02	0.54	1.85	0.09	0.01	0	0	30.19	0.43	0	0	30132.2	0.01
willow	130	24	2012	0	0	3.13	1.81	0	0	0	-3.02	0.43	0	0	30135.3	0
willow	131	24	2012	0	0	2.73	1.65	-0.01	0	0	-3.14	0.42	0	0	30138	0
willow	132	24	2012	0	0	6.23	4.11	-0.01	0	0	-6.65	0.42	0	0	30144.3	0.01
willow	133	24	2012	0	0	6.28	4.75	0.01	0	0	-6.71	0.42	0	0	30150.5	0.01
willow	134	24	2012	0	0	5.41	4	0.01	0	0	-5.83	0.41	0	0	30155.9	0
willow	135	24	2012	0	0	2.92	2.31	0.01	0	0	-3.34	0.41	0	0	30158.9	0
willow	136	24	2012	2.54	0	3.3	1.07	0	0	0	-1.19	0.41	0	0	30162.2	0.02
willow	137	24	2012	0	0	4.99	3.82	-0.01	0	0	-5.37	0.4	0	0	30167.2	-0.01
willow	138	24	2012	0	0	5.66	3.77	-0.01	0	0	-6.03	0.4	0	0	30172.8	-0.02
willow	139	24	2012	0	0	5.48	4.32	0	0	0	-5.88	0.4	0	0	30178.3	0
willow	140	24	2012	0	0	6.05	4.86	0.01	0	0	-6.46	0.39	0	0	30184.4	0
willow	141	24	2012	0	0	6.38	5.06	0.01	0	0	-6.77	0.39	0	0	30190.7	0
willow	142	24	2012	0	0	5.63	4.64	0	0	0	-6	0.39	0	0	30196.4	-0.01
willow	143	24	2012	0	0	3.79	3.11	0.01	0	0	-4.18	0.38	0	0	30200.1	-0.01
willow	144	24	2012	0	0	4.35	3.55	0	0	0	-4.71	0.38	0	0	30204.5	-0.02
willow	145	24	2012	0	0	4.4	3.6	0	0	0	-4.76	0.38	0	0	30208.9	-0.02
willow	146	24	2012	0	0	5.79	4.55	0	0	0	-6.16	0.38	0	0	30214.7	-0.01
willow	147	24	2012	0	0	5.52	4.05	-0.01	0	0	-5.87	0.37	0	0	30220.2	-0.01
willow	148	24	2012	0	0	4.54	3.53	0	0	0	-4.91	0.37	0	0	30224.8	0
willow	149	24	2012	2.54	0	4.75	2.28	0.01	0	0	-2.6	0.37	0	0	30229.5	0
willow	150	24	2012	10.16	0	5.29	2.03	0.01	0	0	4.49	0.36	0	0	30234.8	0
willow	151	24	2012	0	0	4.1	2.4	-0.02	0	0	-4.43	0.36	0	0	30238.9	-0.01
willow	152	24	2012	0	0	3.92	2.01	-0.01	0	0	-4.26	0.36	0	0	30242.8	-0.01
willow	153	24	2012	2.54	0	2.55	0.33	0	0	0	-0.37	0.36	0	0	30245.4	0
willow	154	24	2012	7.62	0	4.56	0.76	0	0	0	2.72	0.35	0	0	30249.9	-0.02
willow	155	24	2012	5.08	0	4.6	0.78	0	0	0	0.13	0.35	0	0	30254.5	0
willow	156	24	2012	7.62	0.63	3.12	0.2	0	0	0	3.52	0.35	0	0	30257.6	0
willow	157	24	2012	0	0	3.91	2.49	0	0	0	-3.62	0.35	0	0	30261.5	-0.01
willow	158	24	2012	0	0	3.81	2.81	0	0	0	-4.15	0.34	0	0	30265.4	-0.01
willow	159	24	2012	0	0	3.85	2.5	0	0	0	-4.19	0.34	0	0	30269.2	-0.01
willow	160	24	2012	0	0	3.46	2.23	0	0	0	-3.79	0.34	0	0	30272.7	-0.01
willow	161	24	2012	5.08	1.46	2.1	0.15	0.01	0	0	1.15	0.34	0	0	30274.8	0.02
willow	162	24	2012	0	0	4.05	1.74	0.01	0	0	-2.94	0.33	0	0	30278.8	0
willow	163	24	2012	0	0	3.47	2.23	0	0	0	-3.79	0.33	0	0	30282.3	-0.01
willow	164	24	2012	12.7	0	4.35	0.51	0	0	0	8.04	0.33	0	0	30286.6	-0.01
willow	165	24	2012	0	0	4.18	2.77	-0.02	0	0	-4.48	0.33	0	0	30290.8	-0.01
willow	166	24	2012	0	0	3.45	2.21	0	0	0	-3.77	0.32	0	0	30294.3	-0.01
willow	167	24	2012	0	0	3.24	1.87	0	0	0	-3.55	0.32	0	0	30297.5	-0.01
willow	168	24	2012	0	0	2.64	1.57	0.01	0	0	-2.96	0.32	0	0	30300.2	-0.01
willow	169	24	2012	0	0	2.91	1.42	-0.01	0	0	-3.21	0.32	0	0	30303.1	-0.01
willow	170	24	2012	0	0	1.67	0.91	0	0	0	-1.98	0.31	0	0	30304.7	0
willow	171	24	2012	7.62	0	4.64	0.67	0.02	0	0	2.67	0.31	0	0	30309.4	-0.02
willow	172	24	2012	0	0	2.56	1.48	0.01	0	0	-2.87	0.31	0	0	30311.9	-0.01
willow	173	24	2012	0	0	2.55	1.34	-0.01	0	0	-2.83	0.31	0	0	30314.5	-0.02
willow	174	24	2012	0	0	1.81	0.87	-0.01	0	0	-2.1	0.31	0	0	30316.3	0
willow	175	24	2012	0	0	1.45	0.84	-0.01	0	0	-1.73	0.3	0	0	30317.7	-0.01
willow	176	24	2012	2.54	0	3.08	0.67	0	0	0	-0.85	0.3	0	0	30320.8	0.02
willow	177	24	2012	0	0	0.39	0.57	0	0	0	-0.68	0.3	0	0	30321.2	-0.01
willow	178	24	2012	0	0	1.21	0.8	-0.01	0	0	-1.49	0.3	0	0	30322.4	-0.01
willow	179	24	2012	0	0	0.97	0.88	0	0	0	-1.26	0.29	0	0	30323.4	0
willow	180	24	2012	0	0	0.98	0.94	0.01	0	0	-1.28	0.29	0	0	30324.4	0
willow	181	24	2012	7.62	0	5.15	0.68	0.01	0	0	2.17	0.29	0	0	30329.5	0
willow	182	24	2012	0	0	1.99	0.92	-0.01	0	0	-2.25	0.29	0	0	30331.5	-0.02
willow	183	24	2012	0	0	2.06	0.8	0	0	0	-2.34	0.29	0	0	30333.6	-0.01
willow	184	24	2012	0	0	1.02	0.76	0	0	0	-1.3	0.28	0	0	30334.6	0
willow	185	24	2012	2.54	0	3.01	0.62	0	0	0	-0.75	0.28	0	0	30337.6	-0.01
willow	186	24	2012	0	0	0.65	0.81	0.02	0	0	-0.95	0.28	0	0	30338.3	0
willow	187	24	2012	0	0	0.79	0.71	-0.01	0	0	-1.04	0.28	0	0	30339	-0.01
willow	188	24	2012	0	0	0.85	0.8	0	0	0	-1.12	0.28	0	0	30339.9	0
willow	189	24	2012	2.54	0	2.29	0.37	0.01	0	0	-0.02	0.27	0	0	30342.2	-0.01
willow	190	24	2012	0	0	1.12	0.75	0	0	0	-1.38	0.27	0	0	30343.3	-0.01
willow	191	24	2012	0	0	1.12	0.78	-0.02	0	0	-1.36	0.27	0	0	30344.4	-0.01
willow	192	24	2012	0	0	0.8	0.76	0	0	0	-1.06	0.27	0	0	30345.2	-0.01
willow	193	24	2012	0	0	0.87	0.78	0	0	0	-1.12	0.27	0	0	30346.1	-0.01
willow	194	24	2012	0	0	0.77	0.8	0.01	0	0	-1.03	0.26	0	0	30346.8	-0.01
willow	195	24	2012	0	0	0.52	0.71	0.01	0	0	-0.79	0.26	0	0	30347.4	0
willow	196	24	2012	0	0	0.7	0.73	0	0	0	-0.95	0.26	0	0	30348.1	-0.01
willow	197	24	2012	5.08	0	3.6	0.07	0.01	0	0	1.23	0.26	0	0	30351.7	-0.02
willow	198	24	2012	0	0	1.37	0.64	0	0	0	-1.61	0.26	0	0	30353	-0.01
willow	199	24	2012	0	0	1.3	0.87	-0.01	0	0	-1.54	0.25	0	0	30354.3	-0.01
willow	200	24	2012	0	0	0.42	0.61	0	0	0	-0.67	0.25	0	0	30354.8	0
willow	201	24	2012	0	0	0.73	0.59	-0.02	0	0	-0.96	0.25	0	0	30355.5	-0.01
willow	202	24	2012	0	0	0.33	0.45	0	0	0	-0.57	0.25	0	0	30355.8	-0.01
willow	203	24	2012	0	0	0.83	0.68	0	0	0	-1.08	0.25	0	0	30356.7	0
willow	204	24	2012	0	0	0.66	0.69	0	0	0	-0.91	0.24	0	0	30357.3	0
willow	205	24	2012	0	0	0.49	0.71	0.01	0	0	-0.75	0.24	0	0	30357.8	0
willow	206	24	2012	7.62	0	4.46	0.25	0	0	0	2.78	0.24	0	0	30362.3	0.14
willow	207	24	2012	0	0	1.83	0.6	-0.02	0	0	-2.04	0.24	0	0	30364.1	-0.01
willow	208	24	2012	10.16	0	4.91	0.75	0.02	0	0	4.99	0.24	0	0	30369	0.01
willow	209	24	2012	17.78	0	6.02	1.48	0	0	0	11.54	0.24	0	0	30375	-0.01

Attachment D-1
Honeywell
Wastebeds 9-15 SWSR Pre-Design Investigation
SHAW Output Data

RUN	DAY	HR	YR	PRECIP	precip INTRCP	ET	TRANSP	CANOPY chg in storage	SNOW chg in storage	RESIDUE chg in storage	SOIL chg in storage	PERC	RUNOFF	PONDED	Etcum	ERROR
willow	210	24	2012	5.08	0.93	3.53	0.35	0	0	0	0.4	0.23	0	0	30378.6	-0.02
willow	211	24	2012	0	0	5.46	3.83	-0.01	0	0	-4.74	0.23	0	0	30384	-0.01
willow	212	24	2012	2.54	0	5.25	2.49	0	0	0	-2.91	0.23	0	0	30389.3	-0.03
willow	213	24	2012	0	0	2.97	2.15	0.01	0	0	-3.2	0.23	0	0	30392.2	-0.01
willow	214	24	2012	0	0	1.78	1.19	0	0	0	-2	0.23	0	0	30394	-0.01
willow	215	24	2012	0	0	2.12	1.28	0	0	0	-2.32	0.22	0	0	30396.1	-0.02
willow	216	24	2012	0	0	2.05	1.24	0.01	0	0	-2.27	0.22	0	0	30398.2	0
willow	217	24	2012	0	0	1.84	1.08	0	0	0	-2.04	0.22	0	0	30400	-0.02
willow	218	24	2012	2.54	0	3.2	0.56	0.01	0	0	-0.88	0.22	0	0	30403.2	0
willow	219	24	2012	0	0	1.68	0.61	-0.03	0	0	-1.86	0.22	0	0	30404.9	-0.01
willow	220	24	2012	0	0	1.8	0.81	-0.01	0	0	-1.99	0.22	0	0	30406.7	-0.02
willow	221	24	2012	0	0	1.43	0.81	0.01	0	0	-1.65	0.22	0	0	30408.1	0
willow	222	24	2012	0	0	0.24	0.54	0.02	0	0	-0.47	0.21	0	0	30408.4	0
willow	223	24	2012	17.78	0	4.05	0.27	0	0	0	13.53	0.21	0	0	30412.4	-0.01
willow	224	24	2012	0	0	4.33	3.69	-0.01	0	0	-4.52	0.21	0	0	30416.7	-0.02
willow	225	24	2012	2.54	0	4.2	1.44	-0.01	0	0	-1.85	0.21	0	0	30420.9	-0.01
willow	226	24	2012	0	0	1.78	1.06	0	0	0	-1.98	0.21	0	0	30422.7	-0.01
willow	227	24	2012	12.7	0	4.42	0.34	0	0	0	8.06	0.21	0	0	30427.2	0
willow	228	24	2012	2.54	0	4.67	2.04	0	0	0	-2.32	0.2	0	0	30431.8	-0.02
willow	229	24	2012	0	0	3.76	2.87	-0.01	0	0	-3.94	0.2	0	0	30435.6	-0.02
willow	230	24	2012	0	0	1.44	1.08	0	0	0	-1.63	0.2	0	0	30437	-0.01
willow	231	24	2012	0	0	2.12	1.05	-0.01	0	0	-2.29	0.2	0	0	30439.1	-0.02
willow	232	24	2012	0	0	1.6	0.96	0	0	0	-1.79	0.2	0	0	30440.7	-0.01
willow	233	24	2012	0	0	1.27	0.8	0.01	0	0	-1.48	0.2	0	0	30442	0
willow	234	24	2012	0	0	1.97	0.94	-0.01	0	0	-2.14	0.2	0	0	30444	-0.02
willow	235	24	2012	0	0	1.73	0.88	0	0	0	-1.92	0.2	0	0	30445.7	-0.01
willow	236	24	2012	0	0	1.69	0.81	0	0	0	-1.88	0.19	0	0	30447.4	-0.01
willow	237	24	2012	0	0	1.68	0.81	0	0	0	-1.87	0.19	0	0	30449.1	-0.01
willow	238	24	2012	0	0	1.17	0.68	0	0	0	-1.36	0.19	0	0	30450.3	0
willow	239	24	2012	0	0	0.92	0.68	0	0	0	-1.1	0.19	0	0	30451.2	-0.01
willow	240	24	2012	7.62	0	3.71	0.19	0.01	0	0	3.7	0.19	0	0	30454.9	0
willow	241	24	2012	10.16	0	5.55	1.19	0	0	0	4.43	0.19	0	0	30460.4	0
willow	242	24	2012	0	0	2.47	1.34	-0.03	0	0	-2.61	0.19	0	0	30462.9	-0.02
willow	243	24	2012	0	0	1.55	0.72	0.01	0	0	-1.74	0.18	0	0	30464.5	-0.01
willow	244	24	2012	0	0	1.37	0.74	0.01	0	0	-1.55	0.18	0	0	30465.8	0
willow	245	24	2012	0	0	1.65	0.61	0	0	0	-1.83	0.18	0	0	30467.5	-0.01
willow	246	24	2012	0	0	1.55	0.63	-0.01	0	0	-1.72	0.18	0	0	30469	-0.01
willow	247	24	2012	0	0	0.71	0.35	0.01	0	0	-0.89	0.18	0	0	30469.7	0
willow	248	24	2012	2.54	0	2.42	0.22	0.02	0	0	-0.08	0.18	0	0	30472.2	0
willow	249	24	2012	0	0	1.22	0.49	-0.01	0	0	-1.38	0.18	0	0	30473.4	-0.01
willow	250	24	2012	7.62	0	4.14	0.28	0	0	0	3.3	0.18	0	0	30477.5	0
willow	251	24	2012	0	0	1.34	0.57	-0.01	0	0	-1.49	0.18	0	0	30478.8	-0.01
willow	252	24	2012	2.54	0	2.53	0.14	0	0	0	-0.22	0.17	0	0	30481.4	0.07
willow	253	24	2012	0	0	1.56	0.41	-0.02	0	0	-1.7	0.17	0	0	30482.9	-0.02
willow	254	24	2012	0	0	1.4	0.41	-0.01	0	0	-1.55	0.17	0	0	30484.3	-0.01
willow	255	24	2012	0	0	1.41	0.52	0	0	0	-1.57	0.17	0	0	30485.7	-0.01
willow	256	24	2012	0	0	1.32	0.57	0	0	0	-1.49	0.17	0	0	30487.1	-0.01
willow	257	24	2012	0	0	1.22	0.54	0.01	0	0	-1.39	0.17	0	0	30488.3	0
willow	258	24	2012	15.24	0	4.6	1.34	0.01	0	0	10.46	0.17	0	0	30492.9	0
willow	259	24	2012	0	0	2.73	1.75	-0.02	0	0	-2.87	0.17	0	0	30495.6	-0.01
willow	260	24	2012	0	0	1.74	0.84	0	0	0	-1.9	0.17	0	0	30497.4	0
willow	261	24	2012	0	0	1.3	0.57	0	0	0	-1.46	0.16	0	0	30498.7	-0.01
willow	262	24	2012	20.32	0	3.49	0.34	0.01	0	0	16.65	0.16	0	0	30502.2	0
willow	263	24	2012	0	0	2.82	1.91	-0.02	0	0	-2.95	0.16	0	0	30505	-0.01
willow	264	24	2012	0	0	3.63	2.91	0	0	0	-3.77	0.16	0	0	30508.6	-0.01
willow	265	24	2012	0	0	1.63	1.56	0.02	0	0	-1.81	0.16	0	0	30510.2	0
willow	266	24	2012	10.16	0	3.66	0.38	0	0	0	6.34	0.16	0	0	30513.9	0
willow	267	24	2012	2.54	0	4.73	1.74	-0.02	0	0	-2.32	0.16	0	0	30518.6	-0.01
willow	268	24	2012	0	0	2.4	1.88	0	0	0	-2.55	0.16	0	0	30521	-0.01
willow	269	24	2012	0	0	3.37	2.78	0	0	0	-3.53	0.16	0	0	30524.4	0
willow	270	24	2012	2.54	0	2.42	0.34	0.03	0	0	-0.06	0.16	0	0	30526.8	0
willow	271	24	2012	0	0	2.57	1.66	-0.02	0	0	-2.69	0.15	0	0	30529.4	-0.02
willow	272	24	2012	5.08	1.19	1.77	0.06	0.01	0	0	1.96	0.15	0	0	30531.2	-0.01
willow	273	24	2012	0	0	2.64	0.85	0	0	0	-1.6	0.15	0	0	30533.8	0
willow	274	24	2012	7.62	1.32	1.49	0.1	0	0	0	4.66	0.15	0	0	30535.3	0
willow	275	24	2012	0	0	3.03	1.25	0	0	0	-1.86	0.15	0	0	30538.3	0
willow	276	24	2012	0	0	1.1	0.94	0.01	0	0	-1.25	0.15	0	0	30539.4	-0.01
willow	277	24	2012	5.08	1.18	1.26	0.1	0.01	0	0	2.48	0.15	0	0	30540.7	0
willow	278	24	2012	0	0	1.87	0.47	-0.01	0	0	-0.86	0.15	0	0	30542.6	0.03
willow	279	24	2012	0	0	1.98	1.49	-0.01	0	0	-2.1	0.15	0	0	30544.5	-0.01
willow	280	24	2012	12.7	0	3.57	0.7	-0.02	0	0	9	0.15	0	0	30548.1	-0.01
willow	281	24	2012	5.08	0	3.12	0.38	-0.01	0	0	1.83	0.14	0	0	30551.2	-0.01
willow	282	24	2012	0	0	2.54	1.55	0	0	0	-2.67	0.14	0	0	30553.8	-0.01
willow	283	24	2012	0	0	2.24	1.42	0	0	0	-2.38	0.14	0	0	30556	0
willow	284	24	2012	0	0	1.62	1.17	0	0	0	-1.76	0.14	0	0	30557.6	0
willow	285	24	2012	2.54	0	3.68	1.17	-0.01	0	0	-1.27	0.14	0	0	30561.3	0
willow	286	24	2012	10.16	0	3.13	0.69	0	0	0	6.89	0.14	0	0	30564.4	0
willow	287	24	2012	0	0	2.04	1.05	0	0	0	-2.18	0.14	0	0	30566.5	0
willow	288	24	2012	17.78	0	2.51	0.96	0.03	0	0	15.09	0.14	0	0	30569	0.01
willow	289	24	2012	0	0	1.88	1.22	0	0	0	-2	0.14	0	0	30570.9	-0.02
willow	290	24	2012	0	0	2	0.81	-0.02	0	0	-2.11	0.14	0	0	30572.9	0
willow	291	24	2012	0	0	2.24	1.33	0	0	0	-2.38	0.14	0	0	30575.1	0
willow	292	24	2012	0	0	2.5	1.41	0.01	0	0	-2.65	0.14	0	0	30577.6	0.01
willow	293	24	2012	20.32	0	1.73	0.23	0.01	0	0	18.46	0.13	0	0	30579.3	-0.02
willow	294	24	2012	0	0	1.55	0.63	-0.01	0	0	-1.68	0.13	0	0	30580.9	0
willow	295	24	2012	0	0	2.5	0.88	0	0	0	-2.61	0.13	0	0	30583.4	-0.02
willow	296	24	2012	0	0	2.53	0.9	0	0	0	-2.67	0.13	0	0	30585.9	0
willow	297	24	2012	7.62	0.05	0.92	0.01	0	0	0	6.5	0.13	0	0	30586.8	0.01
willow	298	24	2012	0	0	0.66	0.16	0	0	0	-0.74	0.13	0	0	30587.5	0
willow	299	24	2012	0	0	2.19	0.73	0	0	0	-2.33	0.13	0	0	30589.7	0.01
willow	300	24	2012	0	0	2	0.55	0	0	0	-2.16	0.13	0	0	30591.7	0.02
willow	301	24	2012	0	0	1.05	0.23	0	0	0	-1.17	0.13	0	0	30592.7	0
willow	302	24	2012	0	0	0.78	0.07	0	0	0	-0.91	0.13	0	0	30593.5	0.01
willow	303	24	2012	7.62	0	1.04	0.07	0	0	0	6.46	0.13	0	0	30594.6	0
willow	304	24	2012	5.08	0	1	0.05	0	0	0	3.96	0.13	0	0	30595.6	0
willow	305	24	2012	2.54	0	1.2	0	0	0	0	1.22	0.13	0	0	30596.8	0
willow	306	24	2012	5.08	0	1.11	0	0	0	0	3.84	0.12	0	0	30597.9	0
willow	307	24	2012	5.08	0	1.34	0	0	0	0	3.62	0.12	0	0	30599.2	0
willow	308	24	2012	0	0	1.81	0	0	0	0	-1.94	0.12	0	0	30601	0
willow	309	24	2012	0	0	1.46	0	0	0	0	-1.58	0.12	0	0	30602.5	0
willow	310	24	2012	0	0	1.25	0	0	0	0	-1.37	0.12	0	0	30603.7	0
willow	311	24	2012	0	0	1.26	0	0	0	0	-1.38	0.12	0	0	30605	0
willow	312	24	2012	0	0	1.32	0	0	0	0	-1.44	0.12	0	0	30606.3	0

Attachment D-1
Honeywell
Wastebeds 9-15 SWSR Pre-Design Investigation
SHAW Output Data

RUN	DAY	HR	YR	PRECIP	precip INTRCP	ET	TRANSP	CANOPY chg in storage	SNOW chg in storage	RESIDUE chg in storage	SOIL chg in storage	PERC	RUNOFF	PONDED	Etcum	ERROR
willow	313	24	2012	0	0	1.77	0	0	0	0	-1.89	0.12	0	0	30608.1	0
willow	314	24	2012	0	0	0.58	0	0	0	0	-0.7	0.12	0	0	30608.7	0
willow	315	24	2012	0	0	0.96	0	0	0	0	-1.08	0.12	0	0	30609.6	0
willow	316	24	2012	0	0	1.53	0	0	0	0	-1.65	0.12	0	0	30611.1	0
willow	317	24	2012	7.62	0	3.18	0	0	0	0	4.32	0.12	0	0	30614.3	0
willow	318	24	2012	7.62	0	2.25	0	0	0	0	5.25	0.12	0	0	30616.6	0
willow	319	24	2012	0	0	1.18	0	0	0	0	-1.3	0.12	0	0	30617.8	0
willow	320	24	2012	0	0	0.85	0	0	0	0	-0.96	0.12	0	0	30618.6	0
willow	321	24	2012	0	0	0.77	0	0	0	0	-0.88	0.11	0	0	30619.4	0
willow	322	24	2012	0	0	0.43	0	0	0	0	-0.55	0.11	0	0	30619.8	0
willow	323	24	2012	0	0	0.86	0	0	0	0	-0.98	0.11	0	0	30620.7	0
willow	324	24	2012	0	0	0.82	0	0	0	0	-0.94	0.11	0	0	30621.5	0
willow	325	24	2012	0	0	0.43	0	0	0	0	-0.54	0.11	0	0	30621.9	0
willow	326	24	2012	0	0	0.73	0	0	0	0	-0.84	0.11	0	0	30622.7	0
willow	327	24	2012	0	0	0.92	0	0	0	0	-1.03	0.11	0	0	30623.6	0
willow	328	24	2012	0	0	1.44	0	0	0	0	-1.55	0.11	0	0	30625	0
willow	329	24	2012	2.54	0	3.02	0	0	0	0	-0.59	0.11	0	0	30628	0
willow	330	24	2012	2.54	0	1.03	0	0	0	0	1.4	0.11	0	0	30629.1	0
willow	331	24	2012	5.08	0	0.83	0	0	0	0	4.14	0.11	0	0	30629.9	0
willow	332	24	2012	0	0	0.95	0	0	0	0	-1.06	0.11	0	0	30630.8	0
willow	333	24	2012	0	0	1.22	0	0	0	0	-1.33	0.11	0	0	30632.1	0
willow	334	24	2012	0	0	2.03	0	0	0	0	-2.14	0.11	0	0	30634.1	0
willow	335	24	2012	0	0	1.27	0	0	0	0	-1.38	0.11	0	0	30635.4	0
willow	336	24	2012	0	0	0.56	0	0	0	0	-0.67	0.11	0	0	30635.9	0
willow	337	24	2012	7.62	0	0.74	0	0	0	0	6.78	0.1	0	0	30636.7	0
willow	338	24	2012	0	0	0.65	0	0	0	0	-0.76	0.1	0	0	30637.3	0
willow	339	24	2012	10.16	0	1.35	0	0	0	0	8.7	0.1	0	0	30638.7	0
willow	340	24	2012	5.08	0	2.13	0	0	0	0	2.85	0.1	0	0	30640.8	0
willow	341	24	2012	0	0	1.54	0	0	0	0	-1.65	0.1	0	0	30642.4	0
willow	342	24	2012	2.54	0	0.24	0	0	0	0	2.2	0.1	0	0	30642.6	0
willow	343	24	2012	2.54	0	0.34	0	0	0	0	2.1	0.1	0	0	30642.9	0
willow	344	24	2012	2.54	0	1.17	0	0	0	0	1.27	0.1	0	0	30644.1	0
willow	345	24	2012	27.94	0	0.49	0	0	0	0	27.34	0.1	0	0	30644.6	0
willow	346	24	2012	0	0	1.08	0	0	0	0	-1.18	0.1	0	0	30645.7	0
willow	347	24	2012	0	0	0.88	0	0	0	0	-0.98	0.1	0	0	30646.6	0
willow	348	24	2012	0	0	0.41	0	0	0	0	-0.51	0.1	0	0	30647	0
willow	349	24	2012	0	0	0.72	0	0	0	0	-0.82	0.1	0	0	30647.7	0
willow	350	24	2012	0	0	0.64	0	0	0	0	-0.74	0.1	0	0	30648.3	0
willow	351	24	2012	2.54	0	1.35	0	0	0	0	1.09	0.1	0	0	30649.7	0
willow	352	24	2012	10.16	0	0.6	0	0	0	0	9.46	0.1	0	0	30650.3	0
willow	353	24	2012	25.4	0	0.55	0	0	0	0	24.75	0.1	0	0	30650.8	0
willow	354	24	2012	0	0	1.83	0	0	0	0	-1.92	0.1	0	0	30652.7	0
willow	355	24	2012	0	0	1.43	0	0	0	0	-1.53	0.1	0	0	30654.1	0
willow	356	24	2012	20.32	0	0.11	0	0	0	0	20.1	0.09	0	0	30654.2	0.01
willow	357	24	2012	7.62	0	2.04	0	0	7.08	0	-1.6	0.09	0	0	30656.3	0
willow	358	24	2012	7.62	0	0.47	0	0	-0.12	0	7.18	0.09	0	0	30656.7	-0.01
willow	359	24	2012	0	0	0.22	0	0	-0.02	0	-0.3	0.09	0	0	30657	0
willow	360	24	2012	5.08	0	-0.08	0	0	5.43	0	-0.37	0.09	0	0	30656.9	0
willow	361	24	2012	12.7	0	0	0	0	12.82	0	-0.21	0.09	0	0	30656.9	0
willow	362	24	2012	38.1	0	0.07	0	0	38.08	0	-0.14	0.09	0	0	30656.9	0
willow	363	24	2012	0	0	0.05	0	0	-0.03	0	-0.12	0.09	0	0	30657	0
willow	364	24	2012	7.62	0	-0.01	0	0	7.65	0	-0.12	0.09	0	0	30657	0
willow	365	24	2012	0	0	0.06	0	0	-0.03	0	-0.12	0.09	0	0	30657.1	0
willow	366	24	2012	0	0	0.16	0	0	-0.13	0	-0.12	0.09	0	0	30657.2	0
willow	1	24	2013	0.51	0	0.13	0	0	0.41	0	-0.12	0.09	0	0	30657.4	0

Attachment D-2 *Seasonal Water Budget Results*

		Evapotranspiration				Percolation				Runoff			
	Precip.	Traditional		Willow		Traditional		Willow		Traditional		Willow	
	in	in	%	in	%	in	%	in	%	in	%	in	%
						Fall							
1975	15.6	6.3	40.7	5.8	37.0	1.6	10.5	6.6	42.4	3.8	24.5	0.6	4.0
1976	10.4	5.3	51.3	4.7	45.3	1.7	16.4	3.8	36.7	1.9	18.1	0.7	6.6
1977	15.1	5.8	38.2	5.8	38.3	1.2	8.0	0.6	4.1	1.8	12.2	1.5	10.1
1978	6.4	5.5	86.3	5.4	84.3	1.3	20.0	0.6	9.2	0.0	0.7	0.0	0.0
1979	7.5	5.9	78.2	5.9	78.6	0.8	11.1	0.5	7.3	0.2	3.2	0.0	0.0
1980	8.4	4.3	51.0	4.5	53.4	0.5	6.4	0.4	4.6	1.3	15.3	0.0	0.0
1981	13.2	4.6	34.9	5.0	37.5	0.3	2.4	0.2	1.6	0.2	1.6	0.0	0.0
1982	9.4	5.4	57.1	5.4	58.0	0.8	9.0	0.5	5.0	1.3	13.9	0.0	0.0
1983	10.5	4.5	42.5	4.5	43.1	0.7	6.6	0.6	5.4	3.3	31.3	1.3	12.6
1984	7.9	4.3	54.5	4.4	56.3	0.8	10.1	0.4	5.1	0.1	0.7	0.0	0.0
1985	12.0	4.7	38.8	4.8	40.2	0.6	5.3	0.3	2.6	1.2	10.2	0.6	4.9
1986	13.9	4.6	32.9	4.8	34.4	0.5	3.6	0.3	2.4	3.3	23.9	0.0	0.0
1987	8.5	4.7	54.8	5.1	60.4	0.5	5.3	0.4	4.8	0.9	10.0	0.1	1.0
1988	8.7	5.7	65.5	5.5	63.5	0.6	6.5	0.4	4.2	0.0	0.4	0.0	0.0
1989	8.3	4.9	59.6	5.3	64.3	0.4	5.1	0.3	3.8	0.9	10.4	0.0	0.0
1990	13.3	6.3	47.7	6.5	48.7	0.8	6.2	0.6	4.5	2.2	16.5	0.9	6.9
1991	8.6	5.4	63.0	5.7	66.3	1.0	11.2	0.5	5.7	1.6	18.2	0.0	0.0
1992	9.5	4.9	51.8	5.2	54.5	0.4	4.6	0.4	3.8	1.7	18.4	0.5	5.4
1993	9.3	5.1	55.0	5.4	57.3	0.5	5.7	0.5	5.3	1.2	12.5	0.0	0.0
1994	8.5	4.8	55.7	5.1	59.3	0.6	6.8	0.6	6.8	0.0	0.0	0.0	0.0
1995	13.6	4.8	35.6	4.7	34.4	0.4	2.7	0.2	1.7	1.2	8.6	0.0	0.0
1996	13.4	4.5	33.4	4.8	35.6	0.6	4.6	0.4	2.9	2.0	14.7	0.0	0.0
1997	8.3	3.8	45.4	4.0	48.4	0.8	9.2	0.5	5.8	0.8	9.5	0.0	0.0
1998	5.4	5.8	107.2	5.8	107.3	0.7	13.2	0.5	10.1	0.0	0.0	0.0	0.0
1999	8.1	6.3	77.4	6.4	78.7	0.4	4.5	0.3	4.3	0.6	7.8	0.0	0.0
2000	7.8	4.3	55.1	4.3	55.3	0.3	4.1	0.3	4.4	1.0	12.8	0.0	0.0
2001	10.7	6.0	56.4	6.2	58.2	0.3	2.5	0.2	2.3	0.0	0.0	0.0	0.0
2002	11.8	4.9	41.8	5.2	44.5	0.4	3.3	0.4	3.5	2.5	21.0	1.3	10.9
2003	8.9	5.8	65.4	5.8	65.3	0.6	6.6	0.4	4.8	0.0	0.0	0.0	0.0
2004	8.3	5.4	64.8	5.4	65.2	0.5	5.8	0.3	4.1	0.6	7.6	0.0	0.2
2005	13.4	5.1	37.8	5.0	37.1	0.8	5.8	0.4	3.2	0.1	0.8	0.0	0.0
2006	11.5	5.9	51.4	5.9	51.7	1.2	10.0	0.6	5.0	0.2	1.5	0.0	0.0
2007	13.0	5.0	38.7	5.1	39.1	1.2	9.4	0.5	4.1	0.7	5.2	0.0	0.0
2008	10.9	3.7	34.2	3.9	36.0	1.0	9.2	0.5	4.3	2.9	27.0	1.2	10.9
2009	9.7	4.9	50.3	5.0	51.4	0.5	5.4	0.3	3.1	0.3	3.2	0.0	0.0
2010	18.2	5.5	30.3	5.4	29.8	0.3	1.9	0.2	1.1	0.5	3.0	0.0	0.0
2011	9.7	6.1	63.1	6.3	64.5	1.2	11.9	0.9	9.0	0.2	2.3	0.0	0.0
2012	10.1	5.8	57.3	5.7	56.1	0.9	8.9	0.4	4.3	0.0	0.0	0.0	0.0
25th	**8.5**	**4.7**	**39.3**	**4.8**	**39.4**	**0.5**	**4.7**	**0.3**	**3.5**	**0.2**	**1.5**	**0.0**	**0.0**
Median	**9.7**	**5.1**	**51.6**	**5.3**	**54.0**	**0.6**	**6.4**	**0.4**	**4.4**	**0.8**	**9.0**	**0.0**	**0.0**
75th	**12.8**	**5.8**	**59.0**	**5.7**	**62.7**	**0.9**	**9.4**	**0.5**	**5.3**	**1.7**	**15.1**	**0.1**	**0.8**
						Spring							
1975	9.7	12.7	130.3	12.0	123.6	2.9	29.5	4.2	43.2	2.2	22.8	0.3	2.7
1976	22.9	15.6	68.2	15.7	68.4	2.2	9.4	8.1	35.4	4.8	21.0	0.3	1.4

Attachment D-2 *Seasonal Water Budget Results*

		Evapotranspiration				Percolation				Runoff			
	Precip.	Traditional		Willow		Traditional		Willow		Traditional		Willow	
	in	in	%	in	%	in	%	in	%	in	%	in	%
1977	7.3	11.5	158.0	12.4	171.3	1.6	22.1	2.1	28.4	1.0	13.4	0.0	0.0
1978	9.0	13.4	149.3	12.8	142.4	1.5	16.6	3.1	34.4	4.9	54.9	2.1	23.4
1979	9.2	12.0	130.4	13.7	148.7	0.8	8.6	1.2	13.4	1.1	12.2	0.5	5.1
1980	11.0	12.3	112.0	14.2	128.7	0.6	5.3	0.5	4.9	1.1	10.1	0.0	0.0
1981	6.5	9.0	139.1	10.6	164.8	0.4	6.5	0.2	3.9	0.0	0.0	0.0	0.0
1982	7.9	12.9	162.6	13.4	168.8	0.6	6.9	1.2	15.0	0.2	2.7	0.0	0.0
1983	11.7	10.9	93.0	12.3	105.5	0.6	5.0	0.7	5.8	0.2	1.9	0.0	0.0
1984	10.3	12.9	125.9	13.4	130.0	0.6	5.8	0.6	5.4	1.7	16.4	1.3	13.0
1985	7.9	10.8	138.0	12.9	164.3	0.8	9.8	0.5	6.6	0.0	0.0	0.0	0.0
1986	10.9	12.9	117.9	15.1	137.8	0.6	5.7	0.4	3.7	0.0	0.0	0.0	0.0
1987	7.1	9.9	140.0	12.5	176.8	0.5	7.7	1.0	13.8	0.0	0.0	0.0	0.0
1988	7.3	9.8	134.9	11.6	158.9	0.5	7.3	0.5	6.9	0.2	2.6	0.0	0.0
1989	11.6	12.3	106.0	13.6	116.5	0.4	3.8	0.3	2.5	0.5	4.3	0.5	4.1
1990	12.4	13.4	108.4	13.9	112.1	0.6	4.9	0.9	7.0	0.0	0.1	0.0	0.0
1991	11.1	13.5	121.8	15.0	135.0	1.1	10.0	1.1	10.4	0.0	0.0	0.0	0.0
1992	11.3	11.9	105.3	13.4	118.6	0.6	5.3	0.4	3.1	2.8	24.9	2.8	24.5
1993	12.1	10.8	89.4	12.6	104.3	0.4	3.1	0.6	4.9	7.1	58.6	5.1	42.5
1994	8.7	9.7	111.9	12.0	139.0	0.5	5.9	1.3	15.3	7.9	91.2	3.5	40.2
1995	4.8	8.2	169.2	10.1	207.8	0.5	9.3	0.3	6.7	0.0	0.0	0.0	0.0
1996	10.3	11.9	115.9	13.4	130.3	0.5	4.8	0.4	3.8	0.3	2.6	0.3	2.7
1997	6.9	9.9	144.5	12.0	174.6	0.8	12.3	1.2	17.4	0.9	13.8	0.7	10.9
1998	8.3	10.3	123.6	13.1	156.9	0.7	8.2	2.6	31.6	0.4	5.2	0.0	0.0
1999	4.3	6.8	157.8	10.5	243.3	0.5	11.6	0.5	11.3	0.5	11.4	0.0	0.0
2000	13.2	12.6	95.8	13.5	102.9	0.3	2.2	0.3	2.3	0.0	0.2	0.0	0.0
2001	8.0	8.9	111.0	11.7	145.4	0.3	3.8	0.2	2.7	5.4	67.2	1.7	21.6
2002	16.5	12.8	77.3	13.3	80.6	0.2	1.3	0.2	1.4	1.1	6.6	0.0	0.0
2003	12.2	11.6	95.0	12.3	100.7	0.5	4.0	0.4	3.6	1.0	8.0	2.0	16.5
2004	14.5	13.8	95.3	15.1	104.7	0.5	3.2	0.3	1.8	0.5	3.4	0.4	2.5
2005	8.7	10.7	123.9	12.7	146.2	0.7	8.1	0.5	6.1	0.4	4.2	0.4	4.8
2006	7.8	11.6	148.7	13.4	172.1	1.1	13.5	1.3	16.6	0.0	0.0	0.0	0.0
2007	8.8	12.2	139.5	12.6	144.0	1.4	15.8	2.2	24.6	1.2	13.6	1.3	14.8
2008	8.4	12.0	142.1	13.1	156.3	1.1	13.6	1.2	13.8	3.4	41.0	3.1	36.9
2009	11.3	11.5	102.3	13.6	120.5	0.6	5.6	0.4	3.3	0.0	0.0	0.0	0.0
2010	11.3	11.7	103.3	13.6	120.2	0.4	3.6	0.2	1.9	0.0	0.0	0.0	0.0
2011	13.4	13.0	97.3	13.5	101.0	0.7	5.2	13.3	98.9	6.0	44.4	0.3	2.1
2012	7.3	10.7	146.4	12.9	176.6	1.4	18.6	1.5	20.6	0.0	0.0	0.0	0.0
25th	**7.9**	**10.7**	**103.8**	**12.4**	**117.0**	**0.5**	**4.9**	**0.4**	**3.7**	**0.0**	**0.0**	**0.0**	**0.0**
Median	**9.5**	**11.8**	**122.7**	**13.1**	**138.4**	**0.6**	**6.7**	**0.6**	**6.8**	**0.5**	**4.8**	**0.0**	**0.0**
75th	**11.6**	**12.8**	**139.9**	**13.5**	**162.9**	**0.8**	**10.0**	**1.3**	**16.3**	**1.6**	**15.7**	**0.7**	**9.4**
						Summer							
1975	18.9	13.9	73.5	12.2	64.5	2.0	10.4	2.3	12.2	0.3	1.6	0.0	0.0
1976	16.1	15.5	96.3	15.2	94.1	1.9	12.0	4.7	29.0	0.8	5.1	0.0	0.0
1977	15.9	13.0	81.6	14.1	88.2	1.5	9.5	1.1	6.8	0.0	0.0	0.0	0.0
1978	10.9	10.2	93.4	11.5	105.6	1.5	14.1	1.4	12.5	0.0	0.0	0.0	0.0
1979	11.9	10.8	90.3	11.8	99.4	0.9	7.8	1.2	9.8	0.0	0.0	0.0	0.0

Attachment D-2 *Seasonal Water Budget Results*

		Evapotranspiration				Percolation				Runoff			
	Precip.	Traditional		Willow		Traditional		Willow		Traditional		Willow	
	in	in	%	in	%	in	%	in	%	in	%	in	%
1980	7.2	8.1	112.1	9.2	127.7	0.6	8.1	0.7	9.1	0.0	0.0	0.0	0.0
1981	10.1	8.9	88.3	10.1	100.4	0.4	3.8	0.3	2.7	0.0	0.0	0.0	0.0
1982	9.6	11.1	115.2	12.0	124.9	0.8	8.7	0.9	9.5	0.0	0.0	0.0	0.0
1983	8.9	8.6	97.6	10.0	112.6	0.6	7.1	1.2	13.1	0.0	0.0	0.0	0.0
1984	11.7	12.2	104.9	13.6	116.4	0.8	7.0	0.7	5.6	0.0	0.0	0.0	0.0
1985	6.5	7.0	106.8	8.0	122.7	0.8	11.9	0.5	7.4	0.0	0.0	0.0	0.0
1986	10.6	11.7	110.2	12.8	120.7	0.6	5.6	0.5	4.8	0.0	0.0	0.0	0.0
1987	13.0	9.7	74.5	11.0	84.0	0.5	4.1	0.7	5.5	0.0	0.0	0.0	0.0
1988	13.1	12.7	97.0	13.7	104.8	0.6	4.7	0.6	4.4	0.0	0.0	0.0	0.0
1989	11.6	9.3	80.0	10.9	93.7	0.4	3.8	0.4	3.6	0.0	0.0	0.0	0.0
1990	12.3	12.1	98.1	14.6	118.8	0.8	6.6	1.2	9.6	0.0	0.0	0.0	0.0
1991	10.2	9.7	95.2	10.9	107.0	1.2	11.7	1.0	9.5	0.0	0.0	0.0	0.0
1992	14.7	14.0	95.6	15.2	103.7	0.5	3.5	0.5	3.5	0.0	0.0	0.0	0.0
1993	12.2	12.2	99.8	14.4	117.6	0.5	3.8	0.9	7.6	0.0	0.0	0.0	0.0
1994	10.4	11.0	105.8	12.5	119.4	0.6	5.7	1.3	12.6	0.0	0.0	0.0	0.0
1995	7.6	7.4	97.9	8.2	108.0	0.4	5.5	0.3	4.1	0.0	0.0	0.0	0.0
1996	8.8	9.5	108.4	11.1	126.4	0.6	6.9	0.6	6.5	0.0	0.0	0.0	0.0
1997	8.7	9.1	104.6	10.4	119.5	0.9	10.7	0.9	10.9	0.0	0.0	0.0	0.0
1998	12.8	13.0	102.1	14.6	114.7	0.8	6.5	1.2	9.3	0.0	0.0	0.0	0.0
1999	9.0	6.4	71.3	8.0	88.3	0.4	4.8	0.6	6.2	0.0	0.0	0.0	0.0
2000	8.7	11.0	126.5	12.2	139.6	0.3	3.4	0.5	5.2	0.0	0.0	0.0	0.0
2001	9.2	9.3	100.8	10.6	114.8	0.3	3.2	0.3	3.4	0.0	0.0	0.0	0.0
2002	6.5	10.2	155.8	12.0	183.6	0.3	4.4	0.5	7.5	0.0	0.0	0.0	0.0
2003	8.1	10.3	126.9	12.2	150.2	0.6	7.3	0.7	8.2	0.0	0.0	0.0	0.0
2004	16.0	13.6	85.2	15.9	99.7	0.4	2.7	0.4	2.4	0.0	0.0	0.0	0.0
2005	11.2	11.3	100.4	12.2	108.3	0.9	7.7	0.7	6.2	0.0	0.0	0.0	0.0
2006	18.3	16.1	88.1	17.8	97.6	1.2	6.4	0.9	4.9	0.0	0.0	0.0	0.0
2007	7.3	8.6	116.6	9.2	125.7	1.5	19.8	1.2	16.1	0.0	0.0	0.0	0.0
2008	10.5	11.3	107.7	12.4	118.2	1.2	11.9	0.9	8.6	0.0	0.0	0.0	0.0
2009	6.7	10.0	149.6	10.9	162.4	0.6	8.7	0.4	6.5	0.0	0.0	0.0	0.0
2010	13.7	14.1	102.9	14.6	106.9	0.4	2.8	0.2	1.8	0.0	0.0	0.0	0.0
2011	16.1	15.6	96.6	16.8	104.2	1.0	6.4	2.6	15.8	0.0	0.0	0.0	0.0
2012	6.6	6.7	101.9	7.8	118.3	1.2	18.3	0.8	12.4	0.0	0.0	0.0	0.0
25th	**8.7**	**9.3**	**93.8**	**10.7**	**101.2**	**0.5**	**4.5**	**0.5**	**5.0**	**0.0**	**0.0**	**0.0**	**0.0**
Median	**10.5**	**10.9**	**100.1**	**12.1**	**113.6**	**0.6**	**6.8**	**0.7**	**7.4**	**0.0**	**0.0**	**0.0**	**0.0**
75th	**13.0**	**12.6**	**107.5**	**14.0**	**120.4**	**1.0**	**9.3**	**1.1**	**9.8**	**0.0**	**0.0**	**0.0**	**0.0**
						Winter							
1975	7.7	3.0	38.7	2.8	36.2	13.7	177.4	22.6	292.6	4.6	59.2	3.1	40.2
1976	8.8	2.0	23.3	1.8	20.3	1.7	18.9	4.4	50.1	5.3	60.0	1.7	19.4
1977	6.3	2.0	32.3	1.7	26.5	1.6	24.6	2.0	31.5	4.8	76.6	3.7	58.7
1978	8.8	0.4	4.8	0.4	4.8	1.2	13.8	1.5	16.8	2.0	22.3	3.2	35.8
1979	9.9	0.6	6.5	0.6	6.3	0.9	9.0	0.4	3.5	7.0	71.0	3.3	33.4
1980	5.4	1.0	17.9	1.2	21.8	0.6	11.7	0.4	6.8	3.2	59.0	1.8	32.7
1981	5.4	2.3	42.8	2.1	39.3	0.4	8.0	0.2	4.3	4.3	78.6	2.6	48.8
1982	8.2	0.8	9.5	0.7	7.9	0.4	4.6	0.3	4.0	4.8	57.7	3.8	46.4

Attachment D-2 *Seasonal Water Budget Results*

		Evapotranspiration				Percolation				Runoff			
	Precip.	Traditional		Willow		Traditional		Willow		Traditional		Willow	
	in	in	%	in	%	in	%	in	%	in	%	in	%
1983	5.3	2.0	38.9	1.7	32.2	0.7	12.7	0.3	6.2	2.4	46.3	1.0	18.9
1984	8.2	0.7	8.1	0.5	6.5	0.6	7.4	0.4	4.3	3.0	37.1	4.6	56.4
1985	6.1	2.3	38.5	2.2	36.1	0.6	10.6	0.3	4.9	4.3	70.3	2.9	47.1
1986	7.4	1.0	13.0	0.9	11.5	0.5	7.4	0.3	3.6	8.7	117.1	4.4	59.1
1987	5.0	1.2	24.6	1.1	21.3	0.5	9.5	0.6	11.1	5.0	98.9	4.1	80.6
1988	5.3	1.2	22.6	1.2	22.0	0.4	7.9	0.4	6.7	4.7	89.0	2.8	52.2
1989	5.4	1.2	21.6	1.1	20.8	0.5	8.6	0.3	4.9	3.4	63.0	1.6	29.2
1990	11.5	1.2	10.7	1.2	10.4	0.5	4.5	0.3	2.9	10.0	86.9	7.1	61.7
1991	7.2	2.6	35.6	2.5	34.4	0.9	12.2	0.7	10.2	4.9	68.6	4.6	64.4
1992	8.1	1.0	12.2	1.0	11.8	0.7	8.3	0.3	3.9	5.2	64.1	3.6	43.7
1993	9.7	0.9	9.3	0.9	9.6	0.4	4.0	0.3	3.0	3.3	33.8	1.4	14.4
1994	9.0	0.4	4.3	0.3	3.9	0.5	5.5	0.4	4.0	2.2	24.3	2.1	23.8
1995	5.3	1.1	21.6	1.1	21.3	0.5	8.9	0.3	6.1	3.8	72.7	2.6	48.9
1996	6.9	1.8	25.5	1.6	23.7	0.4	5.5	0.3	4.4	6.7	97.2	5.2	75.2
1997	8.7	2.3	27.0	2.3	26.7	0.6	7.2	0.7	7.6	4.0	46.6	1.3	15.3
1998	10.6	1.5	14.0	1.3	12.0	0.6	5.7	0.5	5.1	7.8	74.1	3.2	30.3
1999	9.4	1.6	17.5	1.3	14.2	0.5	5.7	0.3	3.3	6.8	71.9	1.5	16.3
2000	7.3	1.9	26.1	1.8	25.1	0.3	4.2	0.3	3.5	4.5	60.6	3.2	43.5
2001	6.4	0.9	14.0	0.8	12.0	0.3	4.8	0.2	3.5	3.3	51.9	3.6	57.4
2002	5.4	3.3	60.8	3.0	56.1	0.2	4.5	0.2	3.6	2.1	39.1	1.4	25.0
2003	4.9	0.7	13.9	0.6	13.1	0.4	8.8	0.3	6.4	4.7	95.1	2.1	43.3
2004	3.6	1.3	36.5	1.3	35.0	0.5	13.9	0.3	7.5	2.4	65.7	0.4	9.7
2005	5.7	0.8	14.8	0.9	15.3	0.6	9.7	0.3	5.4	4.7	82.1	2.4	42.2
2006	8.4	3.0	35.8	2.6	31.6	0.8	10.0	0.7	7.9	4.0	47.8	2.4	28.9
2007	10.3	1.0	9.3	0.9	8.8	1.2	11.4	1.3	12.2	5.7	55.4	4.7	45.1
2008	10.1	1.3	13.2	1.2	11.6	1.0	9.5	0.7	6.7	7.0	69.4	6.7	66.1
2009	7.0	1.8	25.9	1.7	24.4	0.7	10.1	0.3	4.5	3.8	55.2	2.9	42.2
2010	3.3	1.6	48.0	1.5	45.0	0.4	12.9	0.2	6.5	3.8	115.2	2.7	82.8
2011	11.9	0.3	2.3	0.2	1.8	0.5	4.2	0.5	3.8	9.8	82.5	0.0	0.0
2012	10.7	3.4	32.2	3.2	30.1	1.2	11.2	1.0	9.2	4.9	45.6	2.1	19.7
25th	**5.4**	**0.9**	**12.4**	**0.9**	**11.6**	**0.4**	**5.7**	**0.3**	**3.9**	**3.5**	**52.7**	**1.9**	**25.9**
Median	**7.4**	**1.3**	**21.6**	**1.2**	**21.0**	**0.6**	**8.9**	**0.3**	**5.3**	**4.6**	**64.9**	**2.8**	**42.8**
75th	**8.9**	**2.0**	**32.3**	**1.8**	**29.2**	**0.8**	**11.4**	**0.6**	**7.5**	**5.3**	**78.1**	**3.7**	**55.3**

Attachment D-3
Honeywell
Wastebeds 9-15 SWSR Pre-Design Investigation
Lysimeter Raw Collection Data

Plot A1					
	Measured Volume Collected During Time Period (cu in)				
Sample Date	A1001	A1002	A1003	A1004	A1005 (Control)
7/30/2008	-	-	-	-	-
8/6/2008	11.11	77.38	6.16	96.42	1.53
8/15/2008	197.78	282.54	178.92	364.13	135.53
9/12/2008	17.57	37.53	32.04	71.09	4.58
10/17/2008	66.58	259.47	212.67	187.04	89.77
10/31/2008	374.01	353.63	401.84	411.18	343.01
11/7/2008	120.83	70.42	73.47	92.57	47.17
11/14/2008	42.53	54.37	42.90	42.47	35.39
11/21/2008	162.14	143.34	143.22	129.49	132.24
12/11/2008	374.87	368.16	434.37	481.42	398.79
12/15/2008	117.96	140.42	136.08	311.59	151.40
3/27/2009	-	-	-	-	-
4/3/2009	3.61	115.16	98.59	128.43	82.48
4/17/2009	281.07	295.27	302.61	328.22	225.69
4/24/2009	11.38	19.91	13.48	18.37	2.96
5/1/2009	-	-	-	-	-
5/12/2009	0.61	-	-	-	-
5/19/2009	-	0.12	-	-	-
5/26/2009	-	-	-	-	-
6/2/2009	-	-	-	-	-
6/9/2009	-	-	-	-	-
6/16/2009	75.97	330.24	14.34	153.78	92.15
6/23/2009	168.47	281.40	252.44	110.86	119.84
7/16/2009	8.47	144.26	82.09	3.35	9.24
7/22/2009	28.49	-	-	-	-
7/28/2009	-	-	-	-	-
8/4/2009	-	-	-	-	-
8/11/2009	-	214.69	-	-	15.01
8/18/2009	4.27	26.98	252.23	-	6.53
8/25/2009	-	-	6.34	-	-
9/11/2009	-	-	-	-	-
9/16/2009	-	-	-	-	-
9/23/2009	-	-	-	-	-
9/30/2009	-	-	-	-	-
10/7/2009	-	-	-	-	-
10/21/2009	-	-	-	-	-
10/28/2009	-	-	-	-	-
11/4/2009	-	20.51	134.04	134.08	201.58
11/11/2009	-	-	22.12	19.66	22.12

Attachment D-3
Honeywell
Wastebeds 9-15 SWSR Pre-Design Investigation
Lysimeter Raw Collection Data

Plot A1					
	Measured Volume Collected During Time Period (cu in)				
Sample Date	A1001	A1002	A1003	A1004	A1005 (Control)
11/18/2009	-	-	-	-	-
12/2/2009	55.13	200.24	278.56	354.59	266.16
6/18/2010	168.62	224.55	394.99	225.11	356.20
6/25/2010	18.96	36.24	344.20	344.20	90.71
7/2/2010	-	-	7.81	-	-
7/9/2010	-	-	-	-	-
7/16/2010	-	-	-	-	-
7/30/2010	-	194.94	138.30	194.94	207.81
8/6/2010	-	-	-	-	-
8/13/2010	-	-	-	-	-
8/20/2010	-	-	-	-	-
8/27/2010	119.85	183.09	161.52	-	289.71
9/8/2010	-	1.31	-	-	1.36
9/15/2010	-	-	-	-	-
9/22/2010	-	-	-	-	-
9/29/2010	-	-	-	-	-
10/16/2010	-	12.57	-	176.48	282.14
10/23/2010	-	-	-	104.42	40.01
8/16/2011	-	-	-	-	-
8/23/2011	-	4.35	1.72	1.97	-
9/2/2011	-	-	-	-	-
9/9/2011	-	1.30	-	38.32	-
9/16/2011	-	-	-	8.30	-
9/23/2011	-	-	-	-	-
9/30/2011	-	-	-	9.42	-
10/7/2011	-	71.83	-	132.91	0.91
10/14/2011	-	-	-	20.06	-
10/21/2011	-	-	-	133.06	-
10/28/2011	-	-	-	118.90	-
11/4/2011	-	-	-	54.43	4.80
11/11/2011	-	-	-	17.12	-
2/3/2012	369.84	364.49	363.39	356.49	307.51
2/10/2012	46.15	51.12	51.50	57.91	28.68
2/17/2012	11.37	24.06	22.27	34.94	7.25
3/2/2012	234.13	237.58	187.01	239.06	120.19
3/23/2012	274.57	266.09	310.13	322.28	182.10
4/6/2012	107.37	56.55	112.64	140.61	66.71
4/20/2012	75.54	91.87	73.58	87.30	2.21

Attachment D-3
Honeywell
Wastebeds 9-15 SWSR Pre-Design Investigation
Lysimeter Raw Collection Data

Plot A1					
	Measured Volume Collected During Time Period (cu in)				
Sample Date	A1001	A1002	A1003	A1004	A1005 (Control)
4/27/2012	-	0.44	-	2.55	-
5/11/2012	3.87	5.10	-	7.72	-
5/22/2012	-	-	-	0.40	-
5/30/2012	5.63	56.82	7.32	3.83	-
6/6/2012	-	-	-	-	-
6/20/2012	-	-	-	-	-
7/4/2012	-	-	-	-	-
7/18/2012	-	-	-	-	-
8/1/2012	-	-	-	-	-
8/8/2012	-	-	-	-	-
8/21/2012	-	-	-	-	-
8/30/2012	-	-	-	-	-
9/13/2012	-	-	-	-	-
9/20/2012	-	-	-	46.60	-
9/27/2012	-	-	-	-	-
10/4/2012	-	-	-	-	-
10/11/2012	-	-	-	-	-
10/18/2012	-	-	-	19.12	-
10/25/2012	-	-	-	32.51	-
11/8/2012	-	-	-	-	-
11/15/2012	-	-	-	14.33	-
11/29/2012	-	-	-	27.19	-
12/6/2012	-	-	-	32.45	-
1/10/2013	148.35	19.78	34.70	83.91	126.32
1/17/2013	-	4.76	-	62.07	-
1/31/2013	78.38	47.48	191.16	14.92	20.42
2/7/2013	-	-	-	-	-
2/14/2013	-	-	2.55	-	-
2/22/2013	-	-	-	-	-
2/28/2013	23.53	-	-	-	10.95
3/7/2013	-	-	-	1.62	-
3/21/2013	26.52	79.92	32.52	47.06	5.11
3/28/2013	-	-	-	-	-
4/4/2013	4.08	45.39	-	8.90	1.42
4/11/2013	11.41	-	5.01	15.81	14.72
4/18/2013	8.20	47.43	-	43.56	8.52
4/25/2013	4.63	-	-	10.84	-
5/3/2013	2.66	-	-	1.28	-

Attachment D-3
Honeywell
Wastebeds 9-15 SWSR Pre-Design Investigation
Lysimeter Raw Collection Data

Plot A1					
	Measured Volume Collected During Time Period (cu in)				
Sample Date	A1001	A1002	A1003	A1004	A1005 (Control)
5/17/2013	-	7.01	9.60	8.22	-
5/31/2013	308.34	437.98	249.38	160.87	258.04
6/6/2013	39.76	111.56	77.32	-	1.10
6/12/2013	336.88	364.49	382.17	243.00	332.46
6/19/2013	249.62	260.67	307.06	364.49	143.59
6/26/2013	-	4.42	-	1.10	-
7/3/2013	-	-	-	-	-
7/10/2013	58.54	28.72	161.26	124.81	-
7/17/2013	-	-	-	1.10	-
7/25/2013	-	-	-	-	-
7/31/2013	-	-	-	-	-
8/7/2013	-	-	-	-	-
8/14/2013	-	-	-	-	-
8/21/2013	-	-	-	-	-
9/23/2013	-	-	-	-	-
9/30/2013	-	-	-	-	-
10/7/2013	-	-	-	-	-
10/14/2013	-	-	5.52	3.31	3.31
10/21/2013	-	-	-	-	-
10/28/2013	-	-	-	-	-
11/4/2013	-	-	-	-	-
11/11/2013	-	-	-	-	60.75
11/18/2013	-	-	-	108.24	-
11/25/2013	-	-	-	133.65	-
12/2/2013	456.17	99.41	403.15	532.38	294.91
12/9/2013	311.48	86.15	350.14	477.16	100.51

Attachment D-3
Honeywell
Wastebeds 9-15 SWSR Pre-Design Investigation
Lysimeter Raw Collection Data

Plot A2					
	Measured Volume Collected During Time Period (cu in)				
Sample Date	A2001	A2002	A2003	A2004	A2005 (Control)
7/30/08 12:00 PM	-	-	-	-	-
8/6/08 1:50 PM	15.26	7.93	18.00	8.54	-
8/15/08 11:30 AM	292.97	146.27	131.32	193.02	95.32
9/11/08 1:18 PM	31.67	5.49	8.48	17.70	2.44
10/17/08 1:15 PM	56.94	69.32	85.13	345.58	28.07
11/7/08 3:36 PM	321.41	325.13	271.62	391.77	333.37
11/14/08 2:03 PM	63.28	26.97	19.47	62.37	29.17
11/21/08 2:04 PM	150.97	142.06	126.07	192.35	139.56
12/11/08 10:17 AM	394.15	394.70	329.22	545.12	391.71
12/15/08 1:15 PM	127.05	190.88	86.10	352.23	215.60
3/27/2009	-	-	-	-	-
4/3/2009	78.17	87.68	80.19	158.04	138.59
4/17/2009	287.18	306.94	227.44	360.04	326.69
4/24/2009	11.37	19.47	12.66	31.29	32.26
5/1/2009	-	-	-	-	-
5/12/2009	0.12	0.12	-	0.12	-
5/19/2009	-	-	-	-	0.06
5/26/2009	-	-	-	-	-
6/2/2009	-	-	-	-	-
6/9/2009	-	-	-	0.06	-
6/16/2009	75.61	293.34	31.43	376.70	173.19
6/23/2009	54.01	305.60	66.79	379.09	153.12
7/16/2009	1.03	39.44	1.91	200.39	1.45
7/22/2009	-	1.65	-	1.29	-
7/28/2009	-	-	-	-	-
8/4/2009	-	-	-	29.82	-
8/11/2009	65.05	80.14	8.98	447.37	18.72
8/18/2009	25.81	25.26	-	124.92	6.83
8/25/2009	-	-	-	-	1.20
9/11/2009	-	-	-	-	-
9/16/2009	-	-	-	-	-
9/23/2009	-	-	-	-	-
9/30/2009	-	-	-	-	16.93
10/7/2009	-	25.45	-	133.64	133.08
10/21/2009	-	38.21	27.58	93.92	90.78
10/28/2009	-	17.82	8.25	54.43	14.47
11/4/2009	313.92	135.74	334.18	-	267.40
11/11/2009	212.39	134.15	11.79	54.45	26.39
11/18/2009	-	23.94	-	-	-

Attachment D-3
Honeywell
Wastebeds 9-15 SWSR Pre-Design Investigation
Lysimeter Raw Collection Data

Plot A2					
	Measured Volume Collected During Time Period (cu in)				
Sample Date	A2001	A2002	A2003	A2004	A2005 (Control)
12/2/2009	241.06	397.73	199.24	664.56	134.91
6/18/2010	199.62	2,850.49	202.65	277.45	373.70
6/25/2010	6.59	92.55	45.48	26.21	238.10
7/2/2010	-	-	7.58	3.16	23.14
7/9/2010	-	-	-	-	-
7/16/2010	-	-	-	-	-
7/30/2010	59.06	269.18	62.97	59.79	263.37
8/6/2010	-	9.20	-	-	-
8/13/2010	-	-	-	-	-
8/20/2010	-	-	-	-	-
8/27/2010	278.68	398.73	41.98	101.87	334.71
9/8/2010	27.72	117.32	36.77	7.60	-
9/15/2010	-	-	-	-	-
9/22/2010	-	-	-	-	-
9/29/2010	-	-	-	-	-
10/16/2010	1.31	1.31	80.71	96.17	414.20
10/23/2010	13.32	13.32	81.76	53.91	155.88
8/16/2011	-	-	-	-	-
8/23/2011	-	69.83	16.67	-	173.38
9/2/2011	-	-	-	77.32	184.91
9/9/2011	-	134.31	-	18.63	362.21
9/16/2011	-	5.83	-	10.32	38.38
9/23/2011	-	-	-	0.49	2.21
9/30/2011	-	-	-	3.73	226.53
10/7/2011	19.19	222.56	19.37	45.15	328.05
10/14/2011	-	-	5.63	-	19.05
10/21/2011	-	-	44.69	-	245.82
10/28/2011	-	-	44.83	3.07	241.15
11/4/2011	-	16.08	25.09	25.26	59.05
11/11/2011	-	-	-	-	-
2/3/2012	475.05	421.58	65.96	52.02	465.93
2/10/2012	132.10	94.92	24.20	31.28	58.57
2/17/2012	23.57	4.32	1.46	19.74	-
3/2/2012	303.71	380.44	80.42	78.18	144.38
3/23/2012	306.64	337.01	93.74	103.58	436.08
4/6/2012	68.92	105.81	61.15	68.38	238.50
4/20/2012	54.90	91.58	2.70	1.47	25.54
4/27/2012	2.87	-	-	-	-

Attachment D-3
Honeywell
Wastebeds 9-15 SWSR Pre-Design Investigation
Lysimeter Raw Collection Data

Plot A2					
	Measured Volume Collected During Time Period (cu in)				
Sample Date	A2001	A2002	A2003	A2004	A2005 (Control)
5/11/2012	-	0.21	-	3.05	10.77
5/22/2012	-	-	-	-	-
5/30/2012	-	1.59	-	1.46	10.48
6/6/2012	-	-	-	-	-
6/20/2012	-	-	-	-	-
7/4/2012	-	-	-	-	-
7/18/2012	-	-	-	-	-
8/1/2012	-	-	-	-	-
8/8/2012	-	-	-	-	-
8/21/2012	-	-	-	-	-
8/30/2012	-	-	-	-	-
9/13/2012	-	-	-	-	-
9/20/2012	-	4.00	11.83	-	161.67
9/27/2012	-	-	-	-	-
10/4/2012	-	-	-	-	-
10/11/2012	-	-	-	-	-
10/18/2012	-	-	-	-	39.80
10/25/2012	-	-	6.99	-	68.61
11/8/2012	-	-	-	-	-
11/15/2012	-	-	-	-	-
11/29/2012	-	-	-	-	-
12/6/2012	-	19.43	39.31	-	145.47
1/10/2013	207.07	58.16	81.77	43.93	264.11
1/17/2013	-	1.46	-	2.88	-
1/31/2013	46.40	96.03	13.53	98.86	17.14
2/7/2013	-	-	-	-	-
2/14/2013	-	4.53	-	-	-
2/22/2013	-	-	-	-	-
2/28/2013	-	11.50	34.58	5.25	-
3/7/2013	-	-	-	-	-
3/21/2013	1.48	67.44	118.09	22.01	67.48
3/28/2013	-	-	-	-	-
4/4/2013	-	-	-	1.57	-
4/11/2013	-	0.86	-	14.89	-
4/18/2013	-	26.10	10.34	45.00	19.35
4/25/2013	-	-	-	6.58	-
5/3/2013	-	-	0.77	-	-
5/17/2013	-	69.13	-	-	32.62

Attachment D-3
Honeywell
Wastebeds 9-15 SWSR Pre-Design Investigation
Lysimeter Raw Collection Data

Plot A2					
	Measured Volume Collected During Time Period (cu in)				
Sample Date	A2001	A2002	A2003	A2004	A2005 (Control)
5/31/2013	494.45	519.92	3.59	136.83	171.75
6/6/2013	60.75	376.64	-	5.52	13.25
6/12/2013	406.47	418.62	16.57	243.00	332.46
6/19/2013	485.99	317.00	5.52	153.53	202.13
6/26/2013	-	103.83	-	2.21	3.31
7/3/2013	-	-	-	-	-
7/10/2013	4.42	207.65	2.21	178.93	80.63
7/17/2013	-	-	-	-	7.73
7/25/2013	-	-	-	-	-
7/31/2013	-	-	-	-	-
8/7/2013	-	128.13	-	-	-
8/14/2013	-	-	-	-	-
8/21/2013	-	-	-	-	-
9/23/2013	-	-	-	-	-
9/30/2013	187.77	-	-	3.31	-
10/7/2013	18.78	38.66	-	-	69.59
10/14/2013	48.60	212.07	-	13.25	259.56
10/21/2013	-	-	-	-	110.45
10/28/2013	-	-	-	-	12.15
11/4/2013	-	-	-	-	11.05
11/11/2013	24.30	14.36	-	-	101.62
11/18/2013	100.51	24.30	3.31	6.63	69.59
11/25/2013	113.77	-	-	-	-
12/2/2013	447.33	480.47	-	210.97	254.04
12/9/2013	350.14	341.30	5.52	250.73	254.04

Attachment D-3
Honeywell
Wastebeds 9-15 SWSR Pre-Design Investigation
Lysimeter Raw Collection Data

Plot B1					
	Measured Volume Collected During Time Period (cu in)				
Sample Date	B1001	B1002	B1003	B1004	B1005 (Control)
7/30/2008	-	-	-	-	-
8/6/2008	-	-	-	-	-
8/15/2008	18.73	179.65	13.06	35.03	49.49
9/12/2008	23.19	8.85	-	0.92	4.82
10/17/2008	80.31	94.10	112.41	149.57	89.52
10/31/2008	345.27	369.38	-	-	324.16
11/7/2008	21.05	61.15	270.09	354.73	31.31
11/14/2008	19.89	33.38	37.16	65.78	33.38
11/21/2008	142.12	138.22	107.95	143.77	102.82
12/15/2008	329.53	409.22	362.05	390.25	309.15
3/27/2009	-	-	-	-	-
4/3/2009	43.55	53.58	50.39	56.64	84.37
4/17/2009	256.58	321.19	225.83	288.93	276.23
4/24/2009	2.36	4.19	-	7.50	2.46
5/1/2009	-	-	-	-	-
5/12/2009	-	-	-	0.06	0.12
5/19/2009	-	-	-	-	-
5/26/2009	-	-	-	-	8.50
6/2/2009	-	-	-	-	-
6/9/2009	-	-	-	-	-
6/16/2009	-	44.06	63.89	210.10	-
6/23/2009	103.62	63.09	110.02	328.34	10.53
7/16/2009	-	5.49	18.24	24.48	-
7/22/2009	-	-	-	-	-
7/28/2009	-	-	-	-	-
8/4/2009	-	-	-	-	20.79
8/11/2009	53.23	186.96	23.71	258.05	253.39
8/18/2009	41.17	76.84	19.89	41.65	59.84
8/25/2009	-	-	-	-	21.24
9/11/2009	-	-	-	-	32.62
9/16/2009	-	-	-	-	7.72
9/23/2009	-	-	-	-	-
9/30/2009	-	-	9.49	-	62.49
10/7/2009	8.24	-	135.13	-	199.89
10/21/2009	18.21	-	133.06	89.68	133.68
10/28/2009	41.61	-	66.54	-	66.78
11/4/2009	204.23	200.80	133.77	199.34	266.07
11/11/2009	20.89	26.19	40.25	7.88	47.27
11/18/2009	-	2.42	2.46	-	3.95

Attachment D-3
Honeywell
Wastebeds 9-15 SWSR Pre-Design Investigation
Lysimeter Raw Collection Data

Plot B1					
	Measured Volume Collected During Time Period (cu in)				
Sample Date	B1001	B1002	B1003	B1004	B1005 (Control)
12/2/2009	265.73	267.50	201.23	199.91	268.57
6/18/2010	289.66	201.39	353.37	380.23	295.24
6/25/2010	50.76	27.69	225.91	91.15	123.87
7/2/2010	-	-	18.27	4.48	6.33
7/9/2010	-	-	4.31	-	-
7/16/2010	-	-	-	-	-
7/30/2010	93.94	32.00	169.95	28.09	79.48
8/6/2010	-	-	-	-	-
8/13/2010	-	-	-	-	-
8/20/2010	-	-	-	-	-
8/27/2010	101.62	134.93	115.69	292.58	254.96
9/8/2010	-	-	17.31	72.11	-
9/15/2010	-	-	-	-	-
9/22/2010	-	-	-	-	-
9/29/2010	-	-	-	-	-
10/16/2010	157.52	798.23	144.70	242.96	55.20
10/23/2010	46.27	15.50	70.39	49.85	27.20
8/16/2011	-	-	-	-	-
8/23/2011	-	-	4.87	-	-
9/2/2011	-	5.18	-	-	-
9/9/2011	-	10.36	10.70	81.18	7.91
9/16/2011	-	15.54	11.02	-	4.24
9/23/2011	-	20.72	13.94	-	8.20
9/30/2011	-	25.90	16.86	81.18	10.26
10/7/2011	116.01	31.08	19.77	-	12.32
10/14/2011	9.29	36.26	22.69	-	14.39
10/21/2011	125.61	41.44	25.60	81.18	16.45
10/28/2011	126.53	-	125.82	-	43.32
11/4/2011	34.48	-	57.68	7.36	21.54
11/11/2011	2.18	-	-	-	-
2/3/2012	366.22	397.14	292.98	333.60	387.46
2/10/2012	21.54	44.52	17.12	29.97	40.87
2/17/2012	-	2.84	-	1.38	4.66
3/2/2012	77.69	107.34	179.03	156.60	138.62
3/23/2012	186.39	216.38	236.74	113.35	289.32
4/6/2012	86.09	142.63	56.55	123.72	110.27
4/20/2012	26.87	11.06	24.07	69.03	50.78
4/27/2012	0.92	4.41	-	1.01	1.55

Attachment D-3
Honeywell
Wastebeds 9-15 SWSR Pre-Design Investigation
Lysimeter Raw Collection Data

Plot B1					
	Measured Volume Collected During Time Period (cu in)				
Sample Date	B1001	B1002	B1003	B1004	B1005 (Control)
5/11/2012	-	6.26	0.56	3.07	-
5/22/2012	-	-	-	-	-
5/30/2012	-	-	-	-	1.35
6/6/2012	-	-	-	-	-
6/20/2012	-	-	-	-	-
7/4/2012	-	-	-	-	-
7/18/2012	-	-	-	-	-
8/1/2012	-	-	-	-	-
8/8/2012	-	-	-	-	-
8/21/2012	-	-	-	-	-
8/30/2012	-	-	-	-	-
9/13/2012	-	-	-	-	-
9/20/2012	-	-	7.83	-	-
9/27/2012	-	-	-	-	-
10/4/2012	-	-	-	-	-
10/11/2012	-	-	-	-	-
10/18/2012	-	-	-	-	-
10/25/2012	-	-	2.88	-	3.28
11/8/2012	-	-	-	-	-
11/15/2012	-	-	-	-	-
11/29/2012	-	-	-	-	-
12/6/2012	-	-	38.56	-	-
1/10/2013	140.40	129.46	55.38	96.88	81.11
1/17/2013	-	1.14	-	-	2.28
1/31/2013	40.26	45.65	128.48	47.36	26.44
2/7/2013	-	-	4.43	-	8.41
2/14/2013	-	1.07	-	-	-
2/22/2013	-	-	-	0.21	-
2/28/2013	-	8.94	-	32.88	45.52
3/7/2013	-	-	-	-	-
3/21/2013	54.80	33.61	29.70	40.65	30.62
3/28/2013	-	-	-	-	-
4/4/2013	-	-	10.07	-	2.75
4/11/2013	5.72	-	-	-	30.23
4/18/2013	-	11.29	53.36	-	45.96
4/25/2013	-	-	2.68	-	-
5/3/2013	-	-	-	-	-
5/17/2013	2.24	1.79	18.57	2.00	-

Attachment D-3
Honeywell
Wastebeds 9-15 SWSR Pre-Design Investigation
Lysimeter Raw Collection Data

Plot B1					
	Measured Volume Collected During Time Period (cu in)				
Sample Date	B1001	B1002	B1003	B1004	B1005 (Control)
5/31/2013	15.81	193.71	-	106.07	2.08
6/6/2013	-	2.21	-	-	-
6/12/2013	74.00	254.04	-	176.72	128.13
6/19/2013	34.24	144.69	-	57.44	88.36
6/26/2013	-	-	-	1.10	-
7/3/2013	-	-	-	-	-
7/10/2013	3.31	-	-	4.42	4.42
7/17/2013	-	-	-	-	-
7/25/2013	-	168.78	-	1.90	-
7/31/2013	-	13.01	-	-	-
8/7/2013	-	-	-	-	-
8/14/2013	-	-	-	-	-
8/21/2013	-	-	-	-	-
9/23/2013	-	-	-	-	-
9/30/2013	-	-	-	-	-
10/7/2013	-	-	-	-	-
10/14/2013	-	-	-	8.84	-
10/21/2013	-	-	-	-	-
10/28/2013	-	-	-	-	-
11/4/2013	-	-	-	-	-
11/11/2013	-	-	-	-	28.72
11/18/2013	-	-	-	-	29.82
11/25/2013	-	-	-	-	18.78
12/2/2013	36.45	78.42	-	151.32	215.38
12/9/2013	23.20	112.66	-	81.74	132.54

Attachment D-3
Honeywell
Wastebeds 9-15 SWSR Pre-Design Investigation
Lysimeter Raw Collection Data

Plot B2					
	Measured Volume Collected During Time Period (cu in)				
Sample Date	B2001	B2002	B2003	B2004	B2005 (Control)
7/30/2008	-	-	-	-	-
8/6/2008	-	-	2.93	0.92	-
8/15/2008	163.48	-	172.82	205.71	49.49
9/12/2008	8.24	-	17.39	3.97	9.15
10/17/2008	53.21	193.87	13.85	94.34	-
11/4/2008	318.24	333.80	315.68	368.28	266.55
11/7/2008	25.20	35.27	27.16	46.26	10.68
11/14/2008	-	10.31	-	3.17	-
11/21/2008	68.53	103.25	91.60	100.38	77.87
12/15/2008	353.75	387.74	456.34	411.67	355.10
3/27/2009	-	-	-	-	-
4/3/2009	70.16	118.58	95.01	115.54	191.57
4/17/2009	315.97	379.09	399.45	372.19	352.30
4/24/2009	18.42	26.27	126.02	37.08	50.05
5/1/2009	-	-	-	1.66	-
5/12/2009	0.12	0.12	-	-	-
5/19/2009	-	-	-	-	0.12
5/26/2009	-	-	-	0.06	-
6/2/2009	-	-	-	-	-
6/9/2009	-	-	-	-	-
6/16/2009	76.28	271.86	254.65	239.76	35.70
6/23/2009	38.65	210.52	111.04	180.42	42.01
7/16/2009	1.21	2.24	7.08	3.27	-
7/22/2009	-	-	-	-	-
7/28/2009	-	-	-	-	-
8/4/2009	-	-	-	38.68	-
8/11/2009	124.89	69.08	138.82	239.10	33.27
8/18/2009	30.14	8.85	20.36	10.07	2.58
8/25/2009	-	-	-	-	-
9/11/2009	-	-	-	-	8.33
9/16/2009	-	-	-	-	-
9/23/2009	-	-	-	-	-
9/30/2009	-	-	-	45.26	-
10/7/2009	35.65	52.17	34.69	134.67	52.38
10/21/2009	45.83	1,488.46	64.32	64.10	37.03
10/28/2009	4.11	-	28.59	13.44	-
11/4/2009	135.72	-	200.86	201.15	72.34
11/11/2009	5.92	-	16.68	12.26	-
11/18/2009	-	333.28	-	-	-

Attachment D-3
Honeywell
Wastebeds 9-15 SWSR Pre-Design Investigation
Lysimeter Raw Collection Data

Plot B2					
	Measured Volume Collected During Time Period (cu in)				
Sample Date	B2001	B2002	B2003	B2004	B2005 (Control)
12/2/2009	106.10	266.32	267.71	267.20	109.87
6/18/2010	287.87	375.88	362.24	382.93	378.94
6/25/2010	130.80	78.45	270.50	257.54	44.31
7/2/2010	10.82	5.10	5.10	15.52	-
7/9/2010	-	-	-	-	-
7/16/2010	-	-	-	-	16.53
7/30/2010	224.67	169.31	203.17	318.10	70.62
8/6/2010	3.30	-	5.15	5.15	-
8/13/2010	-	-	-	-	-
8/20/2010	-	-	-	-	-
8/27/2010	309.46	356.55	356.55	415.71	38.07
9/8/2010	-	36.77	36.77	64.28	-
9/15/2010	73.64	-	3.46	-	-
9/22/2010	-	-	-	-	-
9/29/2010	-	-	-	-	-
10/16/2010	246.13	233.95	223.41	396.96	91.86
10/23/2010	49.58	134.26	43.02	1,387.35	27.33
8/16/2011	-	-	-	-	-
8/23/2011	-	-	-	-	-
9/2/2011	20.05	176.77	139.37	1.33	301.05
9/9/2011	42.87	5.35	-	177.07	125.44
9/16/2011	35.49	176.77	1.10	22.27	-
9/23/2011	-	6.45	139.37	186.52	21.74
9/30/2011	34.73	176.77	1.10	2.43	124.33
10/7/2011	161.02	7.55	2.21	177.07	301.05
10/14/2011	13.19	176.77	139.37	23.37	125.44
10/21/2011	126.09	8.66	2.21	186.52	43.47
10/28/2011	92.20	165.51	21.70	16.94	109.71
11/4/2011	54.36	73.84	60.37	39.93	63.64
11/11/2011	-	-	3.62	-	-
2/3/2012	275.75	482.26	493.63	467.56	470.84
2/10/2012	55.29	84.71	197.58	213.48	364.57
2/17/2012	9.74	7.42	20.47	38.76	106.55
3/2/2012	79.53	169.09	191.98	221.33	318.66
3/23/2012	192.15	-	303.88	259.22	271.96
4/6/2012	46.58	89.95	216.86	165.81	29.17
4/20/2012	21.96	20.50	41.67	66.26	55.41
4/27/2012	0.72	-	-	0.78	-

Attachment D-3
Honeywell
Wastebeds 9-15 SWSR Pre-Design Investigation
Lysimeter Raw Collection Data

Plot B2					
	Measured Volume Collected During Time Period (cu in)				
Sample Date	B2001	B2002	B2003	B2004	B2005 (Control)
5/11/2012	1.10	-	-	1.86	5.43
5/22/2012	-	-	0.36	234.71	-
5/30/2012	-	1.97	-	2.13	3.20
6/6/2012	-	-	-	-	-
6/20/2012	-	-	-	-	-
7/4/2012	-	-	-	-	-
7/18/2012	-	-	-	-	-
8/1/2012	-	-	-	-	-
8/8/2012	-	-	-	-	-
8/21/2012	-	-	-	-	-
8/30/2012	-	-	-	-	-
9/13/2012	-	-	-	-	-
9/20/2012	-	-	-	6.88	17.69
9/27/2012	-	-	-	-	-
10/4/2012	-	-	-	-	-
10/11/2012	-	-	-	-	-
10/18/2012	-	-	-	-	-
10/25/2012	-	-	-	-	-
11/8/2012	-	-	-	-	-
11/15/2012	-	-	-	-	-
11/29/2012	-	-	-	-	-
12/6/2012	-	-	-	10.66	9.43
1/10/2013	163.51	120.75	58.83	51.88	133.99
1/17/2013	-	2.77	-	-	-
1/31/2013	34.78	36.88	9.65	23.66	11.56
2/7/2013	-	-	-	2.99	-
2/14/2013	-	4.50	-	0.47	1.24
2/22/2013	-	-	-	-	-
2/28/2013	-	13.49	-	32.04	23.87
3/7/2013	-	-	-	-	-
3/21/2013	32.80	51.71	11.19	39.95	16.28
3/28/2013	-	-	-	-	-
4/4/2013	8.85	2.62	-	-	0.98
4/11/2013	23.33	19.93	2.11	8.09	21.42
4/18/2013	34.17	29.17	3.38	43.58	29.37
4/25/2013	1.16	-	-	5.11	-
5/3/2013	-	-	-	3.25	-
5/17/2013	-	1.77	-	2.63	-

Attachment D-3
Honeywell
Wastebeds 9-15 SWSR Pre-Design Investigation
Lysimeter Raw Collection Data

Plot B2					
	Measured Volume Collected During Time Period (cu in)				
Sample Date	B2001	B2002	B2003	B2004	B2005 (Control)
5/31/2013	1.49	-	1.90	2.14	2.01
6/6/2013	-	78.42	2.21	-	-
6/12/2013	8.84	184.46	1.10	3.31	88.36
6/19/2013	6.63	112.66	1.10	1.10	51.91
6/26/2013	-	-	-	2.21	3.31
7/3/2013	-	-	-	-	-
7/10/2013	-	-	-	2.21	59.64
7/17/2013	-	-	-	-	1.10
7/25/2013	-	-	-	0.75	-
7/31/2013	-	-	-	-	-
8/7/2013	-	-	-	-	-
8/14/2013	-	-	-	-	-
8/21/2013	-	-	-	-	-
9/23/2013	-	-	-	-	-
9/30/2013	-	11.05	5.52	-	-
10/7/2013	-	35.34	-	-	-
10/14/2013	-	109.35	-	-	5.52
10/21/2013	-	13.25	-	-	-
10/28/2013	-	16.57	-	-	33.14
11/4/2013	-	15.46	-	-	14.36
11/11/2013	3.31	60.75	-	-	37.55
11/18/2013	1.10	22.09	-	-	33.14
11/25/2013	-	28.72	-	-	-
12/2/2013	64.06	185.56	-	-	65.17
12/9/2013	15.46	90.57	-	-	49.70

EXHIBITS

EXHIBIT A
USE OF SHORT-ROTATION COPPICE WILLOW CROPS BY BIRDS AND SMALL MAMMALS IN CENTRAL NEW YORK

BIOMASS AND BIOENERGY 47 (2012) 342–353

Available online at www.sciencedirect.com

SciVerse ScienceDirect

http://www.elsevier.com/locate/biombioe

Use of short-rotation coppice willow crops by birds and small mammals in central New York

Steven P. Campbell [a,*], Jacqueline L. Frair [a], James P. Gibbs [a], Timothy A. Volk [b]

[a] Department of Environmental and Forest Biology, SUNY College of Environmental Science and Forestry, Syracuse, NY 13210, USA
[b] Department of Forest and Natural Resources Management, SUNY College of Environmental Science and Forestry, Syracuse, NY 13210, USA

ARTICLE INFO

Article history:
Received 21 June 2011
Received in revised form
9 July 2012
Accepted 11 September 2012
Available online 11 October 2012

Keywords:
Willows
Salix
Short-rotation coppice
Biodiversity
Birds
Small mammals

ABSTRACT

As the use of short-rotation coppice willow crops increases, this vegetation type will comprise a greater extent of the landscape, yet its attendant effects on biodiversity remain poorly understood. In this study we characterized the avian and small mammal communities of willow crops that were established for phytoremediation and biomass production in industrial settling basins and compared these communities to those of surrounding areas of naturally-established perennial herbaceous-woody vegetation. Overall, we observed 33 bird species and five small mammal species in five focal sites (i.e., areas consisting of willow crops and adjacent vegetation) and 20 bird species and four small mammal species in two reference sites (i.e., areas of the settling basins without willow crops). For birds and small mammals, focal sites supported slightly greater average species richness and average abundances of all species combined than reference sites. Within focal sites, willow crops supported fewer species and similar combined abundances compared to adjacent areas. Importantly, community and individual species responses varied with the duration of time since coppicing. More small mammal species and individuals used willow crops in the year following coppicing because of their herbaceous undergrowth, while more birds tended to use older willow crops. Collectively, these results indicate that willow crops located within areas of perennial herbaceous-woody vegetation provide some benefits to bird and small mammal populations and that promoting a herbaceous layer in willow crops and maintaining multiple age classes of willows in the landscape simultaneously are likely to enhance the value of willow crops for biodiversity.
© 2012 Elsevier Ltd. All rights reserved.

1. Introduction

Short-rotation woody crops are increasingly being used to address a range of environmental problems. They provide a carbon-neutral source of biomass for energy production [1–3]; convert wastes (e.g., wood ash and municipal waste water and sludge) into woody biomass [4,5]; are utilized for phytoremediation to remove heavy metals from soil, break down organic compounds, or contain contaminated soils via evapotranspirative reduction in the volume of leachate [4,6–9]; control soil and wind erosion; and act as living snow fences and riparian buffers [1,10]. In northern temperate areas, woody crop production has focused on willows (*Salix* spp.) [2,11]. The basic characteristic of willow production involves genetically improved plant material that is grown on open or fallow agricultural land and cultivated under a short-rotation coppice system [10]. Under this system sites are intensively prepared to control weeds and willows are planted

* *Corresponding author*. Albany Pine Bush Preserve Commission, 195 New Karner Road, Suite 1, Albany, NY 12205, USA. Tel.: +1 518 456 0655; fax: +1 518 456 8198.
E-mail address: scampbell@albanypinebush.org (S.P. Campbell).
0961-9534/$ – see front matter © 2012 Elsevier Ltd. All rights reserved.
http://dx.doi.org/10.1016/j.biombioe.2012.09.026

in double rows as unrooted cuttings at a density of about 15,000 ha^{-1}, coppiced after the first growing season to initiate re-sprouting of multiple stems from the remaining stools, and then harvested by coppicing every 3–4 years [2,12,13]. During each rotation, the vegetation structure of the willow crops changes rapidly; within their first growing season after coppicing they change from an essentially open field to an open-canopy shrub community and by their third year they form a closed-canopy, forest-like stand with stems approaching 10-m in height.

Given that vegetation structure is an important determinant of animal distribution [e.g., [14–18]], the rapidly changing vegetation structure of willow crops as well as its novelty and increasing extent in the landscape will likely have important consequences for the structure of animal communities at local and landscape scales. Nevertheless, few studies have examined the ecological effects of this newly emerging and dynamic land-use. Of the studies that have been conducted, most have examined birds. For example, in farmland landscapes in the UK and Sweden, a diverse suite of bird species used willow crops, but only a few species showed strong preference for this vegetation type [19–24]. Further, willow crops were found to increase the abundance and diversity of birds in an area when they replaced other arable crops or improved grasslands, but not when they replaced scrub or broad-leaved vegetation types, semi-natural grasslands, or wetlands [20,22,24]. Likewise, Dhondt et al. [25,26], observed that bird species richness, nesting density, and reproductive success in willow crops in central New York State were similar to other early-successional vegetation types in the region (e.g., farmland, abandoned fields, clear cuts, and shrublands). The few studies that have investigated other taxa found that willow crops support a diverse insect community [23,27,28], provide browse for large herbivores [29], but are poor habitat for most small mammals species unless a herbaceous layer is allowed to develop [21,28,30].

The potential for willow crops to affect biodiversity suggests that their establishment in the landscape for utilitarian purposes such as biomass production could also accommodate management goals associated with biodiversity conservation. Integrating these land management goals will require knowing which species are using willow crops, how the vegetation structure of willow crops affects these species, and how the species assemblages using these systems compare to those in the vegetation types that are being replaced. To this end, we characterized the vegetation structure and avian and small mammal communities of different-aged willow crops and compared them to those of the surrounding vegetation types. Our study focused on willow crops that were planted for the dual purpose of evapotranspiration cover and biomass production on settling basins formerly used by an industrial soda ash production operation. We expected that willow crops would increase or have a negligible effect on avian and small mammal biodiversity compared to the perennial herbaceous-woody-plant communities that dominates the settling basins and that older willow crops would have greater structural complexity and thus provide greater niche differentiation and higher biodiversity.

2. Methods

2.1. Study site

The Solvay settling basins encompass about 240 ha adjacent to Onondaga Lake in the town of Camillus in Syracuse, NY (43.072 N, 76.255 W; Appendix A). From 1881 to 1986, these areas were used as the primary disposal site for the waste by-products (calcium chloride and other salts) of the production of soda ash (sodium carbonate). Following the termination of their use, successional processes have converted much of the settling basins into perennial herbaceous-woody-plant communities [31] in which *Populus deltoides* was the dominant tree and shrub. Between 2004 and 2008, five areas of the settling basins ranging in size from 0.4 to 1.8 ha were planted with fast-growing shrub willows to assess the effectiveness of this system as an evapotranspiration cap that reduces or eliminates the leaching of salts into the lake and to determine the growth rate of different willow varieties for biomass production (Table 1, Appendix A). The soils in these areas were amended with biosolids and crops were established using 25-cm long cuttings of willow from 10 clonal varieties. Plants were arranged in a double-row configuration at

Table 1 – Distribution of sampling effort among five focal sites (FS) and two reference sites (RS) in the Solvay settling basins, Syracuse, NY, 2009. Sampling within focal sites was divided among willow crops (W), adjacent control areas (C), and intervening edges (E). Reference sites were composed entirely of control areas.

Site	Last Coppiced	Age of Willows	Area (ha)		Number of vegetation plots		Number of small mammal traps				Mist net hours			
			W	C	W	C	W	E	C	Total	W	E	C	Total
FS1	2006	3	0.43	0.61	3	3	29	20	51	100	58.65	58.65	58.65	175.95
FS2	2007	2	0.44	0.46	3	3	20	25	55	100	41.17	41.17	40.33	122.67
FS3	2006	3	0.65	0.59	3	3	32	18	50	100	33.33	42.33	35.33	110.99
FS4	2009	1	1.33	1.45	3	3	31	12	57	100	36.42	36.42	36.42	109.26
FS5	2009	1	1.79	2.66	3	3	25	10	65	100	47.55	47.55	47.55	142.65
RS1	–	–	–	1.48	–	3	–	–	100	100	–	–	141.58	141.58
RS2	–	–	–	3.13	–	3	–	–	100	100	–	–	105.45	105.45

planting densities of 15,300 ha^{-1} and the different varieties were grouped into blocks [11]. Willows were planted before June, coppiced below 10 cm in height during their first winter, and allowed to grow for up to 4 years. We report the age of willows as the time since last coppicing (e.g., the first growing season following coppicing was year 1 and successive growing seasons were numbered consecutively). For this study, we used two 1-year, one 2-year, and two 3-year old willow crops (Table 1).

Each willow crop along with an adjacent control area of naturally-established vegetation and an intervening edge comprised a focal site (Appendix B). We examined the effects of willow crops on bird and small mammals by comparing the communities among the three areas within focal sites. Because the willow crops may have had an effect on animal communities in the adjacent control areas, we also compared the bird and small mammal communities of the five focal sites to two more distant reference sites. These sites were 400–500 m from the nearest willow crop and had vegetation representative of the perennial herbaceous-woody-plant communities that had established naturally in the settling basins (Appendix A).

2.2. Vegetation structure

We characterized the vegetation structure of each site in early October 2009 using 6 m × 6 m plots. At each focal site, three plots were randomly located in the willow crop and three in the adjacent control area (Appendix B). Three vegetation plots were also randomly located within each reference site. Within each plot, we recorded the species, frequency, diameter at breast height (dbh), and height of all trees (dbh $\geq$ 5.08 cm), from which we derived basal area, average height, and standard deviation of height (a measure of vertical structural diversity) of trees for each plot. The density of shrubs (woody stems with a dbh $<$ 5.08 cm) was estimated using two 1.7-m wide transects spanning each plot. We visually estimated overstory percent canopy cover and percent ground cover at 13 points located systematically throughout each plot. In the willow crops, we also measured the height of the willows at each of these 13 locations. Finally, we quantified vertical vegetation structure as the percent coverage of plants in six strata: $<$0.25 m, 0.25–1 m, 1–3 m, 3–5 m, 5–10 m, and $>$10 m, with percent coverage in each stratum classified as: 0%, 1–5%, 5–25%, 25–50%, 50–75%, and 75–100%.

2.3. Bird and small mammal communities

We used nine 9-m long mist nets (i.e., low-visibility mesh nets hung between two poles [32]) to capture birds at each focal site: three nets in the willow crop, three in the control area, and three within 1 m of the crop's outer edge (Appendix B). Nine nets were also deployed at each reference site. Weather permitting, mist nets were opened between 05:00 and 13:00 for three days at each site from 18 May and 20 July 2009. When a bird was captured we recorded species, sex, and age and affixed them with uniquely-numbered aluminum bands from the USGS Bird Banding Laboratory.

We sampled the small mammal community twice daily (dawn and dusk) for three consecutive days at each of the seven sites between 27 July and 8 September 2009 using 100 Sherman live traps (8 × 9 × 23 cm) arranged at 10 m intervals in a 10 × 10 grid. At focal sites the grid was positioned such that there were approximately 40 traps in the willow crop, 50 in the control area, and 10 within 5 m of the crop's edge (Table 1, Appendix B). Traps were baited with rolled oats and peanut butter [33]. We identified each captured animal to species, except for the White-footed Mouse (*Peromyscus leucopus*) and Deer Mouse (*Peromyscus maniculatus*), which we grouped together as *Peromyscus* spp. All individuals were marked with uniquely-numbered ear tags, except for the Short-tailed Shrew (*Blarina brevicauda*) which lacks an external ear.

2.4. Data analysis

Sampling effort for birds ranged from 33 to 59 net hours (number of nets × number of hours) per area within focal sites and from 105 to 175 net hours per focal and reference site (Table 1). To adjust for differences in effort, we standardized bird abundance to the number of unique individuals caught per 100 net hours and we limited species richness to birds captured within the minimum number of net hours for a given comparison (i.e., 33 net hours for comparisons among areas within focal sites and 100 total net hours for comparisons between focal and reference sites). Similarly, the number of traps deployed within the willow, edge, and control areas varied by site (Table 1), so we expressed relative abundance as the number of unique individuals captures per 100 traps. We did not adjust mammal species richness because there were so few species. For both richness and abundance metrics we excluded juvenile birds because of differences in the timing of sampling among sites (i.e., some sites were sampled pre-fledging and some post-fledging). In general, this exclusion made little difference for richness because juveniles of a species rarely occurred at sites where adults were not also present. We did not exclude juvenile small mammals from these metrics because reproduction was occurring at all of the sites at the time of sampling.

We compared species richness and abundance of birds and mammals between the focal and reference sites using the Wilcoxon-Mann-Whitney U statistic, and among the willow, adjacent control, and edge areas using Kruskal–Wallis tests. Pair-wise associations among richness and abundance of all species combined, age of the willow crop, and vegetation structure variables were evaluated using Pearson's correlation coefficients.

3. Results

3.1. Vegetation structure

At the start of the study in May 2009, the 1-year old willow crops (i.e., willows at FS4 and FS5; Table 2) had just been coppiced and were beginning to regrow so they were nearly devoid of vegetation. By October 2009, these willows averaged 2.6–3.2 m in height, but did not attain canopy closure. During this time, weedy herbaceous vegetation was pulled and the spaces between willow rows were mowed in late June and early July to minimize competition with the willows. Despite

Table 2 – Vegetation characteristics of focal sites (FS) and reference sites (RS) in the Solvay settling basins, Syracuse, NY, 2009. In each focal site, vegetation is described for willow crops (W) and adjacent control areas (C), while reference sites are comprised entirely of control areas. Values in the table represent the average (standard deviation) for each variable measured within three 6 m × 6 m plots.

Site	Tree density (ha^{-1})		Tree basal area (m^2 ha^{-1})		Mean tree height (m)		Std. Dev. tree height (m)		Shrub stem density (ha^{-1})		Canopy cover (%)		Herbaceous ground cover (%)		Mean willow height (m)	
	W	C	W	C	W	C	W	C	W	C	W	C	W	C	W	C
FS1	–[a]	1111.11 (277.78)	–	17.77 (14.24)	–	10.05 (1.88)	–	1.58 (1.11)	62222.22 (7742.98)	4259.26 (1785.86)	81.92 (3.85)	27.44 (13.46)	2.22 (1.92)	92.59 (11.88)	8.11 (0.63)	–
FS2	–	1666.67 (277.78)	–	43.34 (31.03)	–	14.88 (5.21)	–	5.22 (0.67)	64074.07 (19325.70)	277.78 (0.00)	72.82 (30.48)	36.92 (8.66)	5.19 (6.58)	100.00 (0.00)	5.38 (0.89)	–
FS3	–	462.96 (424.31)	–	8.46 (8.17)	–	10.82 (4.13)	–	6.66 (8.51)	63240.74 (9591.72)	462.96 (578.24)	79.62 (9.71)	16.67 (16.18)	0.00 (0.00)	99.07 (1.60)	6.72 (0.84)	–
FS4	–	2685.19 (2009.49)	–	17.57 (8.78)	–	10.17 (1.00)	–	1.78 (1.34)	17962.96 (3941.44)	2222.22 (1944.44)	1.79 (1.60)	51.92 (10.83)	80.74 (11.47)	80.19 (11.79)	2.58 (0.44)	–
FS5	–	925.93 (578.24)	–	8.15 (6.24)	–	7.38 (0.81)	–	2.62 (0.36)	31759.26 (28115.08)	4074.07 (5459.82)	12.18 (14.14)	16.15 (11.56)	34.07 (34.23)	84.63 (26.62)	3.20 (0.51)	–
RS1	–	1018.52 (801.88)	–	18.88 (15.31)	–	11.27 (5.47)	–	2.84 (1.90)	–	1018.52 (578.24)	–	35.77 (31.77)	–	72.31 (45.55)	–	–
RS2	–	648.15 (1122.63)	–	8.09 (.)[b]	–	9.99 (.)	–	2.85 (.)	–	277.78 (481.13)	–	14.87 (25.76)	–	77.56 (38.86)	–	–

a – indicates that a vegetation structure (e.g., trees) or plots did not exist at that site.
b (.) indicates that trees only existed at one of three plots.

these efforts herbaceous vegetation covered 34–81% of the ground (Table 2).

In the 2 and 3-year old willow crops (i.e., willows at FS1-FS3), willow stem densities were 2–3.6 times greater than in 1-year old crops (see shrub stem density in Table 2). The willows averaged 5.4–8.1 m in height and formed a dense canopy. However, there were some patches in which certain willow varieties failed to persist or attain canopy closure; within these patches dense stands of burdock (*Arctium* sp.) and other weedy species became dominant.

When the willow crops were examined collectively, the vegetation structure of the crops reflected the age of the willows (Fig. 1). Willow height, shrub stem density, and canopy cover were positively associated with age ($r \geq 0.93$, $P < 0.01$; Table 3), whereas ground cover tended to decline with age ($r = -0.86$, $P = 0.06$). Most of the structural changes in the vegetation occurred in the first two years of growth, as the majority of the foliar biomass shifted from the ground to the willow canopy (Fig. 1). Between the second and third growth years, the willows grew 1–3 m taller but the gross vegetation

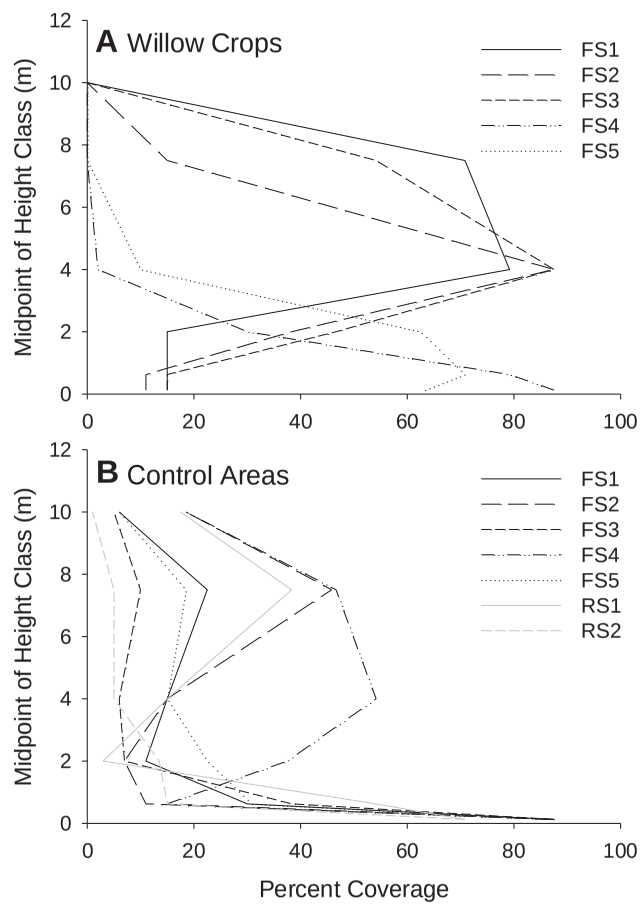

Fig. 1 – Average percent cover of different vegetation strata in the willow crop (A) of each of the focal sites (FS1–FS5) and of the control areas (B) adjacent to the willow crops (FS1–FS5) and in the more distant reference sites (RS1 and RS2) at the Solvay settling basins, Syracuse, NY, 2009. Strata are < 0.25 m, 0.25–1 m, 1–3 m, 3–5 m, 5–10 m, and > 10 m.

Table 3 – Pearson's pair-wise correlation coefficients among the site, vegetation structure, and animal community metrics for willow crops in the Solvay settling basins, Syracuse, NY, 2009. Statistical significance is indicated as * where $P < 0.10$ and ** where $P < 0.05$.

	Area	Average willow height	Shrub stem density	Canopy cover	Ground cover	Bird richness	Bird abundance	Mammal richness	Mammal abundance
Age of willow crops	−0.93**	0.97**	0.93**	0.98**	−0.86*	−0.15	0.55	−0.67	−0.80
Area		−0.88**	−0.93**	−0.96**	0.80	−0.20	−0.59	0.76	0.78
Average willow height			0.89**	0.94**	−0.85*	−0.27	0.34	−0.48	−0.69
Shrub stem density				0.98**	−0.96**	0.03	0.65	−0.66	−0.92**
Canopy cover					−0.92**	−0.01	0.61	−0.69	−0.87*
Ground cover						0.14	−0.55	0.46	0.92**
Bird richness							0.37	−0.47	−0.06
Bird abundance								−0.89**	−0.84*
Mammal richness									0.70

structure of the crops, i.e., open understory with a dense canopy, remained the same.

In contrast to the willow crops, the adjacent control areas and the reference sites included largely open meadows (15–52% canopy closure) with a dense grassy ground cover (72–100% ground cover) and low densities of small trees (density: 463–2685 ha^{-1}; basal area: 8–43 m^2 ha^{-1}) and shrubs (278–4259 stems ha^{-1}) (Fig. 1, Table 2).

3.2. *Bird communities*

Across all seven sites there were 605 captures that represented 36 species and at least 404 adult individuals. The most abundant species overall were the American Goldfinch (*Spinus tristis*) and Song Sparrow (*Melospiza melodia*), accounting for 25% and 12% of all individuals captured, respectively (Table 4). Most species were rare (<5 individuals), with 21 species representing only 11% of all individuals captured. In the five focal sites, we captured 33 bird species, 16 of which were not captured in the reference sites. By comparison, we captured 20 species in the two reference sites, of which only three species were found exclusively in these sites (Table 4). Notably, six species (Killdeer [*Charadrius vociferus*], Spotted Sandpiper [*Actitis macularia*], American Kestrel [*Falco sparverius*], Swainson's Thrush [*Catharus ustulatus*], Northern Waterthrush [*Parkesia noveboracensis*], and Wilson's Warbler [*Cardellina pusilla*]) were found exclusively in the willows at the focal sites, which translates to a 20% increase in avian species richness (from 30 to 36) due to the presence of the willows. Nevertheless, these species were represented by single captures. Despite these differences in aggregate species richness, the number of species at individual focal and reference sites were not different (focal: $\bar{x} = 16.4 \pm 3.2$ SD, reference: $\bar{x} = 14.0 \pm 1.4$ SD, $P = 0.43$; Fig. 2A). Average abundance of all bird species combined, however, was twice as high in focal sites compared to reference sites, but variation among focal sites was high ($P = 0.33$; Fig. 2B; Table 4). Of the 17 species in common to focal sites and reference sites, 14 tended to be more abundant in the focal sites, but the difference was only notable for the Song Sparrow and American Robin (*Turdus migratorius*) (Table 4).

Within the focal sites, control and edge areas supported more species (control: $\bar{x} = 10.4 \pm 4.4$ SD, edge: $\bar{x} = 8.6 \pm 0.9$ SD; $P = 0.044$) than the willow crops ($\bar{x} = 6.4 \pm 1.5$ SD), but the total numbers of individuals of all bird species combined were not different among areas ($P = 0.179$; Table 4). When species were examined individually, the Willow Flycatcher (*Empidonax traillii*) was more abundant in the willows, the Field Sparrow (*Spizella pusilla*) and Eastern Bluebird (*Sialia sialis*) were more abundant in the adjacent control areas, and the Song Sparrow was more abundant in the edges (Table 4). There was also a tendency for the Baltimore Oriole (*Icterus galbula*) and Brown-headed Cowbird (*Molothrus ater*) to be more abundant in control and edge areas and for the Yellow Warbler (*Setophaga petechia*) to be more abundant in the willow crops and edge areas.

Within the willow crops, bird species richness and total bird abundance was unrelated to the age and the structural characteristics of the willow crops (Table 3). We did, however, observe twice as many total birds in 2–3 year-old willow crops ($\bar{x} = 30.3 \pm 13.0$ SD) compared to 1-year old crops ($\bar{x} = 15.6 \pm 1.2$ SD) (Table 5; Fig. 2B). Of the few species commonly captured in willow crops, the Red-winged Blackbird (*Agelaius phoeniceus*) was observed only in 1–2 year-old willows while the Gray Catbird (*Dumetella carolinensis*) and Downy Woodpecker (*Picoides pubescens*) were observed only in 2–3 year-old willows (Table 5). The Willow Flycatcher, Yellow Warbler, and American Goldfinch were the only species to occur in willow crops of all ages; the Song Sparrow occurred in 1-year old and 3-year old crops and so probably also occurred in intermediate-aged crops.

At focal sites where we captured juveniles, 83% were captured in the edges and willows compared to 63% of adult birds in these same areas (Fig. 3). Song Sparrow and American Robin were the most common juvenile birds in our sample, representing 79% and 8% of all juvenile birds captured ($n = 182$). Over half of the juvenile American Robins were captured in the willows compared to only 9% of adults; a similar pattern existed for the Song Sparrow (Fig. 3).

3.3. *Small mammal communities*

In total, there were 612 captures of small mammals represented by at least 414 individuals from five species: Long-tailed Weasel (*Mustela frenata*), Meadow Jumping Mouse (*Zapus hudsonius*), Meadow Vole (*Microtus pennsylvanicus*), *Peromyscus* spp., and Short-tailed Shrew. Meadow voles comprised the majority of the individuals (56%) followed by

Table 4 – Species composition and mean abundance (with standard deviation) of birds at two reference sites and five focal sites in the Solvay settling basins, Syracuse, NY, 2009. Within focal sites, abundances are divided by willow crops, edges, and adjacent control areas. All abundances are standardized to individuals per 100 net hours. Statistical significance is indicated by * where $P < 0.10$ and ** where $P < 0.05$ according to Wilcoxon Mann–Whitney *U* tests for comparisons between reference and focal sites and Kruskal–Wallis tests for comparisons among areas within focal sites. Also shown is the percent of individuals based on the total number of adult birds captured at all seven sites.

Bird species[a]	% of all individuals ($n = 404$)	Between site comparisons		Within focal site comparisons		
		Reference sites ($n = 2$)	Focal sites ($n = 5$)	Control	Edge	Willow
Species observed only in focal sites						
Killdeer (*Charadrius vociferus*)	Tr[b]	–	Tr	–	–	Tr
Black-capped Chickadee (*Poecile atricapillus*)	Tr	–	Tr	Tr	Tr	–
Spotted Sandpiper (*Actitis macularia*)	0.3	–	0.4 (0.9)	–	–	0.4 (0.9)
American Kestrel (*Falco sparverius*)	0.3	–	0.5 (1.2)	–	–	0.5 (1.2)
Swainson's Thrush (*Catharus ustulatus*)	0.3	–	0.5 (1.1)	–	–	0.5 (1.1)
Northern Waterthrush (*Parkesia noveboracensis*)	0.3	–	0.5 (1.1)	–	–	0.5 (1.1)
Wilson's Warbler (*Cardellina pusilla*)	0.3	–	0.5 (1.1)	–	–	0.5 (1.1)
Yellow-billed Cuckoo (*Coccyzus americanus*)	0.3	–	0.4 (0.9)	0.4 (0.9)	–	–
Red-bellied woodpecker (*Melanerpes carolinus*)	0.3	–	0.4 (0.9)	0.4 (0.9)	–	–
Brown Thrasher (*Toxostoma rufum*)	0.5	–	0.8 (1.1)	0.3 (0.8)	0.5 (1.1)	–
Common Grackle (*Quiscalus quiscula*)	0.5	–	1.1 (2.5)	0.5 (1.2)	0.5 (1.2)	–
Cedar Waxwing (*Bombycilla cedrorum*)	0.7	–	1.2 (1.7)	0.5 (1.2)	0.7 (1.5)	–
Eastern Kingbird (*Tyrannus tyrannus*)	0.7	–	1.3 (2.8)	0.4 (0.9)	0.8 (1.9)	–
Northern Cardinal (*Cardinalis cardinalis*)	0.7	–	1.4 (1.3)	0.4 (0.9)	–	0.9 (1.4)
Eastern Bluebird (*Sialia sialis*)	1.0	–	1.7 (1.8)	1.7 (1.8)**	Tr	Tr
Warbling Vireo (*Vireo gilvus*)	1.5	–	2.9 (3.2)	1.0 (1.4)	1.9 (3.2)	–
Species observed only in reference sites						
Blue Jay (*Cyanocitta cristata*)	0.3	0.4 (0.5)	–	–	–	–
Eastern Meadowlark (*Sturnella magna*)	0.3	0.5 (0.7)	–	–	–	–
Wood Thrush (*Hylocichla mustelina*)	0.5	0.7 (1.0)	–	–	–	–
Species observed in reference and focal sites						
Tree Swallow (*Tachycineta bicolor*)	0.3	Tr	0.4 (0.9)	0.4 (0.9)	–	–
Hairy Woodpecker (*Picoides villosus*)	0.5	0.4 (0.5)	0.4 (0.9)	0.4 (0.9)	–	–
House Wren (*Troglodytes aedon*)	0.7	0.4 (0.5)	0.8 (1.1)	0.8 (1.1)	Tr	–
Willow Flycatcher (*Empidonax traillii*)	1.0	0.4 (0.5)	1.4 (1.3)	–	–	1.4 (1.3)**
Indigo Bunting (*Passerina cyanea*)	1.2	0.7 (1.0)	1.5 (2.2)	Tr	1.0 (2.2)	0.5 (1.2)
Downy Woodpecker (*Picoides pubescens*)	2.2	1.7 (0.3)	2.3 (1.8)	0.4 (0.9)	0.8 (1.2)	1.1 (1.5)
Least Flycatcher (*Empidonax minimus*)	2.5	1.3 (0.8)	2.9 (2.6)	2.2 (2.3)	0.7 (1.5)	–
Unknown Flycatcher[c]	2.7	2.6 (1.7)	2.2 (1.8)	0.4 (0.9)	0.8 (1.1)	1.0 (2.2)
Common Yellowthroat (*Geothylpis trichas*)	3.0	2.4 (0.7)	2.9 (3.2)	0.5 (1.2)	2.4 (2.9)	–
Baltimore Oriole (*Icterus galbula*)	3.0	0.7 (1.0)	4.3 (4.0)	1.4 (1.3)*	2.9 (2.7)*	–
American Robin (*Turdus migratorius*)	4.0	0.5 (0.7)*	6.6 (4.0)*	3.2 (2.7)	2.7 (3.5)	0.6 (1.3)
Field Sparrow (*Spizella pusilla*)	5.5	2.8 (4.0)	7.2 (7.4)	6.6 (7.9)**	0.5 (1.2)**	–
Gray Catbird (*Dumetella carolinensis*)	6.9	2.2 (1.8)	10.2 (8.3)	1.3 (1.9)	2.7 (3.2)	6.2 (6.3)
Brown-headed Cowbird (*Molothrus ater*)	6.9	2.6 (2.3)	9.6 (8.4)	4.9 (4.3)*	4.8 (5.9)*	Tr
Red-winged Blackbird (*Agelaius phoeniceus*)	7.4	8.8 (10.4)	4.7 (5.8)	2.8 (4.6)	0.8 (1.0)	1.0 (1.4)
Yellow Warbler (*Setophaga petechia*)	7.7	7.8 (5.1)	6.3 (5.2)	–	4.2 (4.0)*	2.1 (2.9)*
Song Sparrow (*Melospiza melodia*)	11.6	7.3 (0.4)*	12.7 (2.72)*	3.0 (2.1)**	8.0 (3.2)**	1.7 (1.6)**
American Goldfinch (*Spinus tristis*)	24.5	9.0 (7.3)	35.3 (28.4)	11.2 (9.2)	18.6 (18.6)	5.5 (5.4)
Total	100	52.9 (1.1)	125.4 (58.9)	45.4 (28.8)	55.6 (31.7)	24.4 (12.2)

a Species are ordered by their relative frequency in the overall sample.
b Trace presence (only juveniles were captured or abundance could not be ascertained because individuals were captured but not banded).
c Unknown Flycatchers are either Least or Willow Flycatchers; they are not included in species richness measures.

Peromyscus spp. (25%), Short-tailed Shrews (10%), Meadow Jumping Mice (8%), and Long-tailed Weasels (1%). All species occurred in both types of sites except for the Long-tailed Weasel, which occurred only in the focal sites (Table 6). Consequently, species richness of each type of site was nearly equal (focal: $\bar{x} = 3.8 \pm 0.7$ SD, reference: $\bar{x} = 3.5 \pm 0.8$ SD; $P = 0.83$; Fig. 4A). In contrast, the abundance of all small mammal species combined was 2.5 times higher at the focal sites than in the reference sites ($P = 0.08$; Table 6), with the focal sites with the youngest willow crops contributing most to this difference (Fig. 4B).

Across all focal sites, control and edge areas supported a slightly higher number of species ($\bar{x} = 3.4 \pm 0.9$ SD and $\bar{x} = 2.2 \pm 0.8$ SD, respectively) than willow crops ($\bar{x} = 1.8 \pm 0.8$ SD; $P = 0.05$). However, at focal sites with younger willow crops, the numbers of species captured in the three areas were nearly equal (Fig. 4A). Similarly, the combined abundance of mammal species was on average 1.3 and 1.8 times higher in

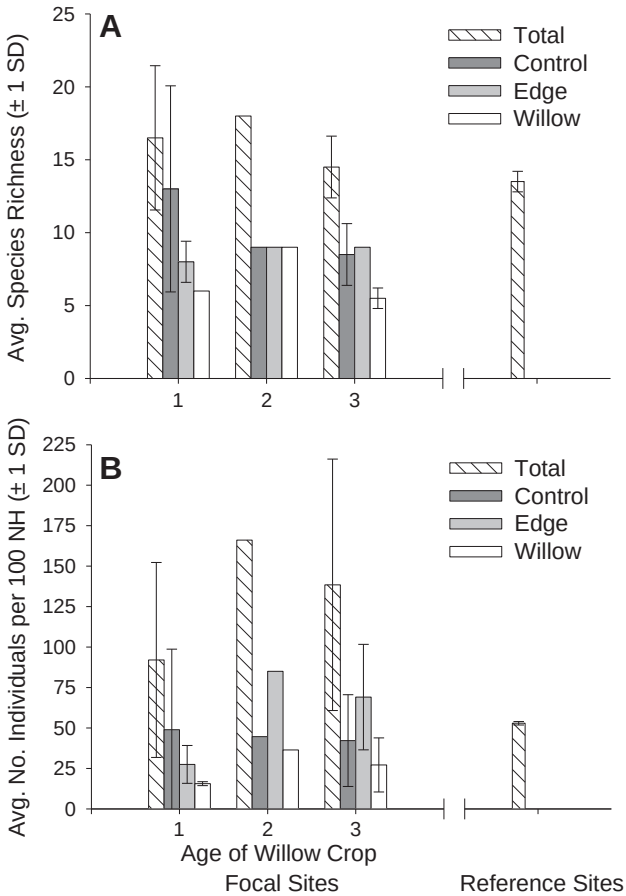

Fig. 2 – Mean bird species richness (A) and relative abundance (B) in focal sites containing variably-aged willow crops and reference sites at the Solvay settling basins, Syracuse, NY, 2009. Within focal sites, richness and abundance are divided into willow crops, adjacent control areas, and edges. Abundances are standardized to individuals per 100 net-hours (NH) and species richness measures are based on birds captured within the number of net-hours from the area with the lowest capture effort (see Section 2.4 Data Analysis).

Table 5 – Occurrence and average abundance (with standard deviation) of bird species captured in willow crops of different ages in the Solvay settling basins, Syracuse, NY, 2009. Abundances are standardized to individuals per 100 net hours.

Bird species[a]	Age of willow crop		
	1 ($n = 2$)	2 ($n = 1$)	3 ($n = 2$)
Killdeer	Tr[b]	–	–
Eastern Bluebird	Tr	–	–
Brown-headed Cowbird	Tr	–	–
Spotted Sandpiper	1.1 (1.5)	–	–
American Kestrel	1.4 (1.9)	–	–
Indigo Bunting	1.4 (1.9)	–	–
Red-winged Blackbird	1.4 (1.9)	2.4	–
Swainson's Thrush	–	2.4	–
Northern Waterthrush	–	2.4	–
Wilson's Warbler	–	2.4	–
Northern Cardinal	–	–	2.4 (0.9)
Downy Woodpecker	–	2.4	1.5 (2.1)
Gray Catbird	–	7.3	11.8 (4.6)
American Robin	Tr	–	1.5 (2.1)
Song Sparrow	2.4 (0.5)	–	1.7 (2.4)
Willow Flycatcher	1.1 (1.5)	4.9	2.4 (0.9)
Yellow Warbler	2.7 (3.9)	4.9	Tr
American Goldfinch	4.2 (5.9)	7.3	6.0 (8.5)
Total	15.6 (1.2)	36.4	27.2 (16.7)

a Species are ordered by their occurrence and relative abundance across the willow age classes.
b Trace presence (only juveniles were captured or abundance could not be ascertained because individuals were captured but not banded).

the edges than in the willows and control areas, respectively ($P = 0.08$; Table 6), but in sites with younger willows the average abundance in the edges and willows were equal and more than twice that of the control areas (Fig. 4B). For individual species, *Peromyscus* spp. was 1.7 and 5 times more abundant in the edges than in the willows and control areas, respectively ($P = 0.01$), while the Short-tailed Shrew was 3.1 times more abundant in the control area than the edges and was absent from the willows ($P = 0.05$; Table 6).

Within the willow crops, both species richness and overall abundance of small mammals tended to decline with the age of the willows (Table 3). Small mammal abundance was positively correlated with herbaceous ground cover ($r = 0.92$, $P = 0.03$) and negatively related to shrub density ($r = -0.92$, $P = 0.03$) and overstory canopy closure ($r = -0.87$, $P = 0.06$; Table 3). Meadow voles and *Peromyscus* spp. were the two most common species and they showed contrasting patterns with respect to the age of the willows. Specifically, Meadow Voles were captured exclusively in 1-year old willows ($\bar{x} = 79.2 \pm 15.8$ SD), whereas *Peromyscus* spp. were three times more abundant in 2- and 3-year old willows ($\bar{x} = 35.7 \pm 17.4$ SD) compared to 1-year old willows ($\bar{x} = 11.7 \pm 10.9$ SD).

4. Discussion

4.1. *Birds*

Bird community composition of willow crops is influenced by at least three factors. First, the vegetation structure of the willows is important because more bird species have been shown to be associated with taller (i.e., older) willow plants, higher planting density, and increased weediness of the understory [19,20,22,26]. In our study, however, we found no relationship of avian species richness with the age or height of the willows (Table 3), possibly because one year-old crops were more structurally diverse than 2-3 year-old crops. One-year old willow crops did not attain canopy closure, but they had two strata: a dense herbaceous ground cover and a shrub layer composed of willow stems exceeding 4 m in height (FS4 and FS5 in Fig. 1A). In contrast, the vegetation biomass of older crops occurred primarily in a single canopy layer (FS1-FS3 in Fig. 1A).

A second factor influencing bird community composition is the size of the area planted with willow. Dhondt et al. [26] found that larger areas of crops (>3 ha) supported more

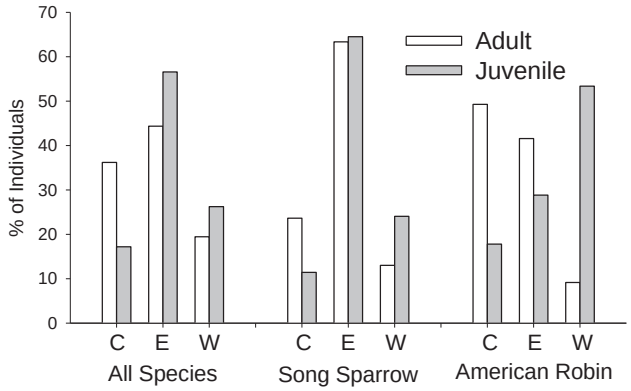

Fig. 3 – Percentage of adult and juvenile birds of all bird species and of the Song Sparrow and American Robin that were captured in willow crops (W), adjacent control areas (C), and edges (E) of the focal sites at the Solvay settling basins, Syracuse, NY, 2009.

species than smaller (<3 ha) areas for all but the youngest crops and attracted more species as the willows aged than smaller areas of crops. However, Sage et al. [24] found more birds within 50 m of the boundaries of 2–3 year-old willow crops than in the interiors (>50 m from edge), suggesting that small areas of willows support a greater density of birds because of their higher edge to interior ratios. Similarly, Sage and Robertson [20] suggest that large areas of willows will have a limited benefit for birds nesting in adjacent habitat, because they are unlikely to access more than the edges of the willow crops. In our study, species richness per willow crop (5-9 species) was within the range observed by Dhondt et al. [26] for small (<3 ha) areas of willows, but we found no relationship between species richness and crop area. This lack of relationship may be because of the relatively small range of areas, small sample size, or the strong, but spurious, negative relationship between age and area of the willow crop (Table 3). We also found more birds in the edges of the crops than in the interiors, especially in the 2-3 year-old crops where the edges are more distinct from the surrounding vegetation (Fig. 2B).

A third factor is the position of the willow crop in the landscape. At larger spatial scales, the inclusion of willow crops in landscapes dominated by arable crops or fallow lands will attract bird species not otherwise found in the landscape, but the replacement of natural grasslands or forests with willow crops will likely lead to a loss of bird diversity [20,22,24]. At more local scales, adjacent habitats can strongly influence the bird community composition in willow crops and may even be more important than the structure of the willows themselves [22]. In our study, the willow crops occurred within a matrix of perennial herbaceous-woody vegetation that had naturally-established after use of the settling basins was terminated and the suite of bird species using the willow crops was largely a subset of the bird species occurring within this surrounding vegetation type (Table 4). Although there were six bird species that were unique to the willow crops, they were each represented by a single observation (i.e., they were either rare or transient), suggesting that no bird species were simultaneously abundant and exclusive in their use of the willow crops.

Among bird species found in the willow crops, the extent of their use of the willows remains poorly understood. Sage and Tucker [28] found that only two of 22 species always incorporated willow crops in their territories, three species were never recorded in the willows and the remaining species occasionally included willow crops in their territories. In our study, the high degree of movement between the willow crops and the surrounding areas (unpublished data) clearly indicates that birds are using the willows to some extent, but suggests that they likely need two or more habitats to meet their requirements [34]. The need for other habitats is probably a combination of the willow crops on our sites being too small to accommodate the entire territory of some species and the inability of the willows to provide the full suite of habitat requirements (e.g., nesting, foraging, and cover from predators) for all species.

The purposes for which birds are using the willows are also poorly known. Willows may represent good foraging habitat for many insectivorous bird species, because willows support more insect species than most other tree species [35] and willow crops, in particular, have been found to support insects

Table 6 – Species composition and mean abundance (with standard deviation) of small mammals captured at the two reference sites and five focal sites in the Solvay settling basins, Syracuse, NY, 2009. Within focal sites, abundances are divided by willow crops, edges, and adjacent control areas. All abundances are standardized to individuals per 100 traps. Statistical significance is indicated by * when $P < 0.10$ and ** when $P < 0.05$ based on Wilcoxon Mann–Whitney U tests for comparisons between reference and focal sites and Kruskal–Wallis tests for comparisons among areas within focal sites. Also shown is the percent of individuals based on the total number of small mammals captured at all seven sites.

Mammal species	% of individuals ($n = 414$)	Between site comparisons		Within focal site comparisons		
		Reference sites ($n = 2$)	Focal sites ($n = 5$)	Control	Edge	Willow
Long-tailed Weasel (*Mustela frenata*)	0.7	–	1.9 (1.9)	0.4 (0.9)	–	1.5 (2.0)
Meadow Jumping Mouse (*Zapus hudsonius*)	7.7	0.5 (0.7)	17.0 (34.9)	6.6 (11.8)	10.4 (23.3)	–
Short-tailed Shrew (*Blarina brevicauda*)	10.1	12.0 (14.1)	7.8 (5.7)	5.9 (4.6)**	1.9 (2.67)**	–
White-footed Mouse and Deer Mouse (*Peromyscus* spp.)	25.2	3.5 (2.1)*	79.0 (39.2)*	8.8 (5.9)**	44.1 (20.0)**	26.1 (18.8)**
Meadow Vole (*Microtus pennsylvanicus*)	56.3	57.0 (55.2)	76.5 (81.3)	21.3 (14.0)	23.4 (31.3)	31.7 (44.1)
Total	100.0	73.0 (38.2)*	182.2 (51.7)*	43.1 (16.7)*	79.9 (14.1)*	59.2 (35.6)*

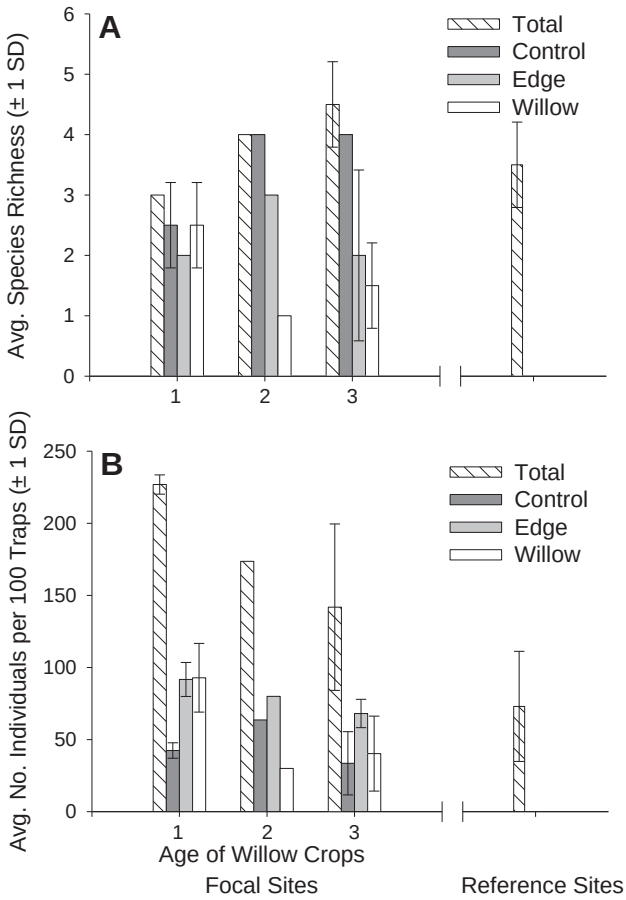

Fig. 4 – Mean small mammal species richness (A) and relative abundance (B) in focal sites containing variably-aged willow crops and reference sites at the Solvay settling basins, Syracuse, NY, 2009. Within focal sites, richness and abundance are divided into willow crops, adjacent control, and edge areas. Abundances are standardized to individuals per 100 traps but species richness measures are not adjusted for differences in trapping effort (see Section 2.4 Data Analysis).

from 38 groups [27]. Willow crops have been shown to provide nesting habitat for 27 bird species in New York [26]. Birds may also be using the willows as resting areas and cover from predators, because of their greater structural density compared to surrounding vegetation. For example, the greater abundance of juveniles of some species in the willows than adults (Fig. 3) suggests that juveniles may move into areas of dense vegetation in late summer because they afford better cover from predators [36].

4.2. *Small mammals*

The abundance and richness of small mammals were highest where there was abundant understory vegetation. For example, at sites with older willows, fewer species and individuals were captured in the willows than in the adjacent control and edge areas (Fig. 4), likely because of the lack of ground cover under the canopy of the older willow crops (Fig. 1) and the low amounts of internal heterogeneity in the willows relative to the edge and control areas. In contrast, the numbers of small mammal species captured in the youngest willow crops, the adjacent controls, and the intervening edge were nearly equal (Fig. 4A), likely because the vegetation structure was more similar between the willow crops and their surrounding controls (e.g., both contained thick ground cover and a low shrub layer; Fig. 1). Additionally, the abundance of all small mammal species combined was higher in the young willow crops and their edges than in all the other areas sampled (Fig. 4B), further suggesting that the young willows appeared to provide the best habitat for small mammals in general.

Only the White-footed Mouse and Deer Mouse occurred in all age classes of willows (Table 6). Both of these species are well-documented habitat generalists as demonstrated by their high degree of plasticity in habitat selection in this and other studies [37–40]. These species also inhabited the adjacent control areas, but they were less abundant than in the willows possibly because of competition with old-field species such as the Meadow Vole [41,42]. The Long-Tailed Weasel is also a habitat generalist that is primarily limited by prey availability [43]. It was captured in a control area and a 1-year-old and 3-year-old willow crop (Table 6). Its lack of capture in other sites was likely a result of its rarity and the short interval for which we sampled each site.

The other members of the small mammal communities tended to be more stenotopic in their habitat use (Table 6). The Meadow Vole was found in the control areas of the focal sites, the reference sites, and in only the youngest willow crops, all of which had a dense herbaceous layer. The Meadow Jumping Mouse is an old-field species that was found in the reference sites and only the control and edge areas of the focal sites. Short-tailed Shrews were also absent from willow crops. The absence of these species from the willow crops may have resulted from the lack of ground cover, leaf litter, and coarse woody debris, which trap moisture and increase local humidity for small mammals, and the lack of tree and shrub diversity which influences food availability [38,40,44–46].

The few other studies to examine small mammals in willow crops have found similar patterns. Bodnor [30] found that willow crops in England provided inappropriate food and cover for small mammals unless the crops were allowed to become weedy. Small mammal use of willow crops included wood mouse (*Apodemus sylvaticus*), common shrew (*Sorex araneus*) and field vole (*Microtus agrestis*), but only the generalist wood mouse was common in large weed-free crops. Coates and Say [21] also found the willow crops to be poorer habitat than hedgerow and scrub land. However, in contrast to our results they found older willow crops to be most attractive to small mammals.

4.3. *Management recommendations*

Biodiversity conservation is typically only one of many environmental considerations when developing and managing willow crops and it is always of secondary importance to the utilitarian value of the willows. Nevertheless, actions can be taken that can improve the biodiversity of these systems without compromising the higher priority considerations for which the willows were established.

First and foremost, we recommend establishing willow crops in landscapes in which they are a structurally distinct vegetation type because the willows will be more likely to attract a suite of species that is distinct from the surrounding habitat (i.e., biodiversity will be enhanced). For example, willow crops will likely have their greatest benefit for biodiversity when they replace or are located among arable lands and pastures [22]. However, willow crops are unlikely to enhance biodiversity if they are replacing scrub-shrub or forest habitats ([20,24], this study). Similarly, we also suggest establishing willow crops next to different habitat types (e.g., some next to forests and others next to fields), because adjacent habitats can strongly influence community composition in the willow crops [22]. These types of juxtapositions are especially important for taxa with low vagility such as small mammals and amphibians, but less so for more mobile taxa such as birds. Despite these recommendations, the decision of where to establish willows at both local and regional scales will likely be constrained by practical considerations. For example, the local placement of the willow crops in this study was dictated by the locations of the phytoremediation sites within the Solvay settling basins. Similarly, at regional scales willow crops must remain within 90 km of a power plant to remain profitable and maximize net energy ratios [47,48].

Many structural features of the willow crops themselves are relevant for biodiversity and can be managed for accordingly. Most notably, the age of the willow crops can act as a surrogate for many of the structural features of the vegetation; it affects willow height, canopy cover, and ground cover (Table 3), all of which determine the structural complexity of a willow crop and its contrast with the surrounding vegetation types. Because different-aged willow crops support communities of plants and animals that range from open-habitat species to woodland species, biodiversity is likely to benefit most if willows are managed so that multiple age classes are present in the landscape simultaneously. The weedy herbaceous layer is another particularly important vegetation component for biodiversity. Most current management practices aggressively control weeds during the establishment phase of the willow crop, even though the economic threshold for weed populations is likely high enough to increase plant diversity without compromising the primary function of the willows [49]. While further studies are needed to determine this threshold, we suggest that willow crops be actively managed to maintain some amount of herbaceous layer or that at a minimum the presence of other plants in the understory of willows be tolerated. Biodiversity in the willows can also be enhanced by planting and managing a diverse mixture of herbaceous plants in the headlands and pathways that immediately surround and allow access to the willow crops.

Finally, the variety of willows and planting density can be managed to enhance biodiversity. Mixtures of willows can enhance structural and functional diversity and reduce the impact of pests and diseases [50,51]. Nesting habitat can be improved by including varieties of willow in which birds preferentially nest [25] and greater planting density can have a positive effect on bird populations [20]. While current recommendations call for planting 4–6 different varieties of willow in blocks across the landscape, work conducted in Northern Ireland suggest that intimate mixtures of willow may also be effective [50,51]. Furthermore, opportunities exist to adjust initial planting densities, because the productive function of willows can be maintained across a fairly broad range of planting densities. In fact, matching planting density with crown architecture can help attain the production potential of the crop [10]. Further work is needed to examine how the interaction between planting density and willow variety affects biodiversity.

5. Conclusions

The addition of shrub willow crops to the perennial herbaceous-woody vegetation of the Solvay settling basins did not have overwhelmingly positive or negative effects on the area's bird and small mammal communities. The combination of willows and adjacent areas of perennial herbaceous-woody vegetation tended to support slightly more bird and small mammal species and greater abundances of all species combined than other areas of the settling basins without willow crops. Nevertheless, the willow crops *per se* supported fewer species and similar combined abundances compared to adjacent areas. Thus, the willow crops are not necessarily enhancing biodiversity at the settling basins by attracting species that would not otherwise occur in the landscape, but they may augment local populations of some species by increasing the complexity of the area's vegetation.

As willow crops are increasingly used for purposes such as phytoremediation and biomass production, this vegetation type will comprise a greater extent of the landscape and consequently have a greater potential to influence biodiversity. Thus, it will become progressively more important for willow crop management to explicitly include biodiversity conservation as an objective. While this and other studies have identified age and structure of the willow crop, surrounding vegetation types, presence of a herbaceous layer, and planting mixtures and densities as factors that influence biodiversity in willow crops, only general management recommendations can be made with regard to these factors (e.g., maintaining multiple age class in the landscape simultaneously, and promoting a herbaceous layer within the willow crop). A more mechanistic understanding of how these factors influence biodiversity will be necessary to develop effective management strategies. In particular, further study is needed to elucidate how changes in these factors not only affect biodiversity but also the primary functions of the willows, as these two goals will not always be mutually compatible. A better understanding of these types of relationships will help managers to integrate biodiversity conservation into willow crop management without detracting from the purposes for which the willows were planted.

Acknowledgments

We would like to thank Carolyn Miller and Ian Trewella for their help with the bird and small mammal components of the field work, Christopher Standley for his help with vegetation

measurements, and 2 anonymous reviewers for their valuable comments on the manuscript. The research was supported by Honeywell International.

Appendix A. Supplementary data

Supplementary data related to this article can be found at http://dx.doi.org/10.1016/j.biombioe.2012.09.026.

REFERENCES

[1] Verwijst T. Willows: an underestimated resource for environment and society. For Chron 2001;77(2):281–5.
[2] Volk TA, Verwijst T, Tharakan PJ, Abrahamson LP, White EH. Growing fuel: a sustainability assessment of willow biomass crops. Front Ecol Environ 2004;2(8):411–8.
[3] Rowe RL, Street NR, Taylor G. Identifying potential environmental impacts of large-scale deployment of dedicated bioenergy crops in the UK. Renew Sust Energy Rev 2009;13(1):271–90.
[4] Perttu KL, Kowalik PJ. Salix vegetation filters for purification of water and soils. Biomass Bioenergy 1997;12(1):9–19.
[5] Hasselgren K. Use of municipal waste products in energy forestry: highlights from 15 years of experience. Biomass Bioenergy 1998;15(1):71–4.
[6] Gordon M, Chloe N, Duffy J, Ekuan G, Heilman P, Muiznieks I, et al. Phytoremediation of trichloroethylene with hybrid poplars. Environ Health Persp 1998;106(Suppl. 4):1001–4.
[7] French CJ, Dickinson NM, Putwain PD. Woody biomass phytoremediation of contaminated brownfield land. Environ Pollut 2006;141(3):387–95.
[8] Duggan J. The potential for landfill leachate treatment using willows in the UK – a critical review. Resour Conserv Recy 2005;45(2):97–113.
[9] Mirck J, Volk TA. Seasonal sap flow of four *Salix* varieties growing on the Solvay wastebeds in Syracuse, NY, USA. Int J Phytoremediat 2010;12(1):1–23.
[10] Volk TA, Abrahamson LP, Nowak CA, Smart LB, Tharakan PJ, White EH. The development of short-rotation willow in the northeastern United States for bioenergy and bioproducts, agroforestry and phytoremediation. Biomass Bioenergy 2006; 30(8–9):715–27.
[11] Kuzovkina YA, Volk TA. The characterization of willow (*Salix* L.) varieties for use in ecological engineering applications: co-ordination of structure, function and autecology. Ecol Eng 2009;35(8):1178–89.
[12] Volk TA, Abrahamson LP, White EH, Kopp RF, Nowak CA. Producing short-rotation willow crops in the northeastern United States. In: Hartsough BR, editor. Proceedings of the second conference of the short-rotation woody crops operations working group, 25–27 August 1998. Vancouver, WA. Davis, CA: University of California; 1999. p. 7–16.
[13] Abrahamson LP, Volk TA, Kopp RF, White EH, Ballard JL. Willow biomass producer's handbook. Syracuse, NY: SUNY-ESF; 2002.
[14] Brokaw NVL, Lent RA. Vertical structure. In: Hunter Jr ML, editor. Maintaining biodiversity in forest ecosystems. Cambridge, UK: Cambridge University Press; 1999. p. 373–99.
[15] Sullivan TP, Sullivan DS, Lindgren PMF, Ransome DB. Stand structure and the abundance and diversity of plants and small mammals in natural and intensively managed forests. For Ecol Manag 2009;258(Suppl.):S127–41.
[16] Lindenmayer DB, Franklin JF. Conserving forest biodiversity: a comprehensive multiscaled approach. Washington, DC: Island Press; 2002.
[17] Deppe JL, Rotenberry JT. Scale-dependent habitat use by fall migratory birds: vegetation structure, floristics, and geography. Ecol Monogr 2008;78(3):461–87.
[18] Fisher RJ, Davis SK. From Wiens to Robel: a review of grassland-bird habitat selection. J Wildl Manage 2010;74(2):265–73.
[19] Göransson G. Bird fauna of cultivated energy shrub forests at different heights. Biomass Bioenergy 1994;6(1–2):49–52.
[20] Sage RB, Robertson PA. Factors affecting songbird communities using new short rotation coppice habitats in spring. Bird Study 1996;43(2):201–13.
[21] Coates A, Say A. Ecological assessment of short rotation coppice: reports and appendices. Harwell, UK: Department of Trade and Industry; 1999. ETSU B/W5/00216/REP/1–3.
[22] Berg Å. Breeding birds in short-rotation coppices on farmland in central Sweden – the importance of *Salix* height and adjacent habitats. Agric Ecosyst Environ 2002;90(3):265–76.
[23] Cunningham MD, Bishop JD, McKay HV, Sage RB. ARBRE monitoring – ecology of short rotation coppice. Harwell, UK: Department of Trade and Industry Publication URN 04/961; 2004. p. 157 ETSU B/U1/00627/00/00.
[24] Sage R, Cunningham M, Boatman N. Birds in willow short-rotation coppice compared to other arable crops in central England and a review of bird census data from energy crops in the UK. Ibis 2006;148(Suppl. 1):184–97.
[25] Dhondt AA, Wrege PH, Sydenstricker KV, Cerretani J. Clone preference by nesting birds in short-rotation coppice plantations in central and western New York. Biomass Bioenergy 2004;27(5):429–35.
[26] Dhondt AA, Wrege PH, Cerretani J, Sydenstricker KV. Avian species richness and reproduction in short-rotation coppice habitats in central and western New York: capsule species richness and density increase rapidly with coppice age, and are similar to estimates from early successional habitats. Bird Study 2007;54(1):12–22.
[27] Sage RB, Tucker K. Invertebrates in the canopy of willow and poplar short rotation coppices. Aspect Appl Biol 1997;49: 105–11.
[28] Sage RB, Tucker K. Integrated crop management of SRC plantations to maximise crop value, wildlife benefits and other added value opportunities. Harwell, UK: Department of Trade and Industry; 1998. p. 362 ETSU B/W2/00400/REP.
[29] Bergström R, Guillet C. Summer browsing by large herbivores in short-rotation willow plantations. Biomass Bioenergy 2002;23(1):27–32.
[30] Bodnor S. Small mammals in short rotation energy coppice. Birmingham, UK: University of Central England, Urban Forestry School; 1995, Unpublished Report.
[31] Kricher JC, Morrison G. A field guide to eastern forests: North America. New York, NY: Houghton Mifflin; 1998.
[32] Ralph CJ, Dunn EH, editors. Monitoring bird populations using mist nets. Studies in avian biology, vol. 29. Lawrence, KS: Allen Press; 2004.
[33] Witham JW, Moore EH, Hunter Jr ML, Kimball AJ, White AS. A long-term study of an oak–pine forest ecosystem: techniques manual for the Holt research forest. In: Maine agricultural experimental station technical bulletin, vol. 153. Orono, ME: University of Maine; 1993 April. p. 164.
[34] Law BS, Dickman CR. The use of mosaic habitats by terrestrial vertebrate fauna: implications for conservation and management. Biodivers Conserv 1998;7(3):323–33.
[35] Kennedy CEJ, Southwood TRE. The number of species of insects associated with British trees: a re-analysis. J Anim Ecol 1984;53(2):455–78.
[36] Pagen RW, Thompson III FR, Burhans DE. Breeding and post-breeding habitat use by forest migrant songbirds in the Missouri Ozarks. Condor 2000;102(4):738–47.
[37] Dueser RD, Shugart Jr HH. Microhabitats in a forest-floor small mammal fauna. Ecology 1978;59(1):89–98.

[38] Yahner RH. Microhabitat use by small mammals in even-aged forest stands. Am Midl Nat 1986;115(1):174–80.
[39] Walters BB. Small mammals in a subalpine old-growth forest and clearcuts. Northwest Sci 1991;65(1):27–31.
[40] Bellows AS, Pagels JF, Mitchell JC. Macrohabitat and microhabitat affinities of small mammals in a fragmented landscape on the Upper Coastal Plain of Virginia. Am Midl Nat 2001;146(2):345–60.
[41] Baker RH. Habits and distribution. In: King JA, editor. Biology of *Peromyscus* (Rodentia). American Society of Mammalogists; 1968. p. 98–126. Spec. Publ. No. 2.
[42] Foster J, Gaines MS. The effects of a successional habitat mosaic on a small mammal community. Ecology 1991;72(4): 1358–73.
[43] Gehring TM, Swihart RK. Home range and movements of long-tailed weasels in a landscape fragmented by agriculture. J Mammal 2004;85(1):79–86.
[44] Miller DH, Getz LL. Factors influencing local distribution and species diversity of forest small mammals in New England. Can J Zool 1977;55(5):806–14.
[45] Harmon ME, Franklin JF, Swanson FJ, Sollins P, Gregory SV, Lattin JD, et al. Ecology of coarse woody debris in temperate ecosystems. Adv Ecol Res 1986;15:133–302.
[46] Tallmon D, Mills LS. Use of logs within home ranges of California red-backed voles on a remnant of forest. J Mammal 1994;75(1):97–101.
[47] Dubuisson X, Sintzoff I. Energy and CO_2 balances in different power generation routes using wood fuel from short rotation coppice. Biomass Bioenergy 1998;15(4–5):379–90.
[48] Royal Commission on Environmental Pollution (RCEP). Biomass as a renewable energy source. London, UK: Royal Commission on Environmental Pollution; 2004.
[49] Sage RB. Short rotation coppice for energy: towards ecological guidelines. Biomass Bioenergy 1998;15(1):39–47.
[50] McCracken AR, Dawson WM. Using mixtures of willow clones as a means of controlling rust disease. Aspect Appl Biol 1997;49:97–103.
[51] McCracken AR, Dawson WM. Disease effects in mixed varietal plantations of willow. Aspect Appl Biol 2001;65: 255–62.

EXHIBIT B
SEASONAL SAP FLOW OF FOUR SALIX VARIETIES GROWING ON THE SOLVAY WASTEBEDS IN SYRACUSE, NY. USA

This article was downloaded by: *[University of Aberdeen]*
On: *4 November 2009*
Access details: *Access Details: [subscription number 907840735]*
Publisher *Taylor & Francis*
Informa Ltd Registered in England and Wales Registered Number: 1072954 Registered office: Mortimer House, 37-41 Mortimer Street, London W1T 3JH, UK

International Journal of Phytoremediation
Publication details, including instructions for authors and subscription information:
http://www.informaworld.com/smpp/title~content=t713610150

Seasonal Sap Flow of Four Salix Varieties Growing on the Solvay Wastebeds in Syracuse, NY, USA

Jaconette Mirck [a]; Timothy A. Volk [a]
[a] Faculty of Forest and Natural Resources Management, State University of New York, College of Environmental Science and Forestry, Syracuse, NY

First Published on: 01 January 2010

To cite this Article Mirck, Jaconette and Volk, Timothy A.(2010)'Seasonal Sap Flow of Four Salix Varieties Growing on the Solvay Wastebeds in Syracuse, NY, USA',International Journal of Phytoremediation,12:1,1 — 23
To link to this Article: DOI: 10.1080/15226510902767098
URL: http://dx.doi.org/10.1080/15226510902767098

PLEASE SCROLL DOWN FOR ARTICLE

Full terms and conditions of use: http://www.informaworld.com/terms-and-conditions-of-access.pdf

This article may be used for research, teaching and private study purposes. Any substantial or systematic reproduction, re-distribution, re-selling, loan or sub-licensing, systematic supply or distribution in any form to anyone is expressly forbidden.

The publisher does not give any warranty express or implied or make any representation that the contents will be complete or accurate or up to date. The accuracy of any instructions, formulae and drug doses should be independently verified with primary sources. The publisher shall not be liable for any loss, actions, claims, proceedings, demand or costs or damages whatsoever or howsoever caused arising directly or indirectly in connection with or arising out of the use of this material.

International Journal of Phytoremediation, 12:1–23, 2010
Copyright © Taylor & Francis Group, LLC
ISSN: 1522-6514 print / 1549-7879 online
DOI: 10.1080/15226510902767098

Downloaded By: [University of Aberdeen] At: 13:47 4 November 2009

SEASONAL SAP FLOW OF FOUR *SALIX* VARIETIES GROWING ON THE SOLVAY WASTEBEDS IN SYRACUSE, NY, USA

Jaconette Mirck and Timothy A. Volk
Faculty of Forest and Natural Resources Management, State University of New York, College of Environmental Science and Forestry, Syracuse, NY

Sap flow of four shrub willow varieties was measured to study their potential use as an evapotranspiration (ET) cover on the Solvay wastebeds to reduce deep percolation and leaching of chloride. Stem and stand-level sap flow and crop coefficients (K_c) were different among four willow varieties measured between early June and mid November 2006. Diameter and cross sectional area had a significant impact on stand level sap flow. Peak stand-level sap flow of 7 mm d^{-1} occurred in June, due to coupling of the willow with the atmosphere, and not in July or August when peak LAI was measured. The coupling also resulted in high K_c values of 3 in June and above 2 in October with an average of 1.1–1.3 for the entire season. Our measurements confirmed the potentials of shrub willow in ET cover applications in the northeastern USA. Total transpiration for the growing season ranged between 494 mm and 533 mm, which was about 45% of the precipitation in 2006. Our calculations showed a significant difference between peak season sap flow in June, July and August and sap flow over the course of the whole growing season, which showed the need for long-term measurements.

KEYWORDS shrub willow, Evapotranspiration cover, crop coefficient (K_c), calcium chloride, vegetative cap

INTRODUCTION

For the production of soda ash (Na_2CO_3), abundant supplies of limestone, salt, water, a reliable and robust process, and space to deposit the waste, were needed. The method to produce soda ash, called the Solvay process, was invented by Ernest Solvay in 1861 (Michalenko, 1991). Between 1881–1986, the waste from this process was deposited on about 600 ha of land, to a depth of 3 to 21 meters. The waste was deposited to the east of the lake, at the southwest corner and at various other locations in the towns of Geddes and Camillus. While some of the wastebeds have been covered and used for other purposes, an area of about 268 ha of wastebeds remains sparsely vegetated (Blasland, Bouck, and Lee Engineers, 1989). Today, the primary concern related to the Solvay wastebeds is high chloride concentrations in the waste that leachates into groundwater and surrounding surface water.

Address correspondence to Jaconette Mirck, D108 Mackintosh-Corry Hall, Department of Geography, Queen's University, Kingston, Ontario, K7L 3N6, Canada. E-mail: jaconette.mirck@queensu.ca

Many landfills and other waste disposal areas, such as the Solvay wastebeds, do not have properly engineered leachate collection systems or covers to prevent deep percolation that can lead to groundwater contamination. The cost to close existing waste sites with conventional covers is often prohibitive (Dwyer, 1998). The durability of conventional covers composed of compacted fine-grained barrier layers is often insufficient to ensure long-term reliability. Drought and freeze thaw cycles may cause conventional covers to crack, which results in changes in hydraulic properties that are very costly to repair (Benson and Othman, 1993; Suter II, Luxmoore, and Smith, 1993; Sokollek *et al*., 2006). ET covers are a cheaper and more durable alternative (Albright *et al*., 2004) and can potentially provide an array of other environmental and community benefits (Licht and Isebrands, 2005). Evapotranspiration covers do not rely on a barrier layer, but instead manage water storage capacity and ET to reduce percolation rates (Hauser and Gimon, 2001).

Both potential (PET) and actual ET (AET) are important design criteria for ET covers. PET is the amount of water that would return to the atmosphere if freely transpiring plant leaves are available and the flow of water to these plants is unrestricted and abundant (Hauser and Gimon, 2001). PET is limited by the amount of energy that is available for evaporation, and as such has maximum values in dry and hot climates (Dwyer, 2003). AET is almost always less than PET, because it is limited by factors such as water supply, length of the growing season, stage and rate of growth of the plants, plant species, plant disease, insect attack, soil fertility, and soil physical properties (Hauser and Gimon, 2001) such as the differences in field capacity between the different soil types (Brady and Weil, 2002).

In an effective ET cover the soil acts as a reservoir, and natural evaporation from the soil plus transpiration from the plants empties the soil water reservoir before it can infiltrate into the waste to generate leachate (Hauser and Gimon, 2001). In temperate and humid climates with long dormant seasons, such as upstate New York, AET rates are often close to precipitation (Hauser and Gimon, 2001). The challenges of the northeast regarding ET covers can be overcome when the correct species of plants, the correct depth of the cover (an increase in cover depth will result in deeper roots and a larger reservoir) are used. In general transpiration rates for shrub willow and poplar are much higher than other woody species, such as *Quercus rubra* L., *Acer rubrum* L. and *Betula papyrifera* Marsh. (Bovard *et al*., 2005). The potential of woody species for ET cover applications is predicated on five factors: high sap flow rates, up to 8–11 mm per day for poplar (Allen, Hall, and Rosier, 1999) and 8–10 mm for shrub willow (Hall *et al*., 1998); rapid growth; and high leaf area indexes, up to 5.5 for shrub willow (Persson and Lindroth, 1994); early bud break and late leaf drop and extensive root systems. Woody species such as shrub willow and poplar have been used as vegetative filters for municipal wastewaters and sludge (Aronsson and Perttu, 2001) and for ET covers (Albright and Benson, 2002; Preston and McBride, 2004). Recent research indicates that the amount of precipitation that percolates through the soil can be significantly reduced with dense plantations (3300 trees ha^{-1}) of rapidly growing hybrid poplars in humid climates (Preston and McBride, 2004).

The rate of success of a future ET cover can be predicted using two different approaches. The first uses the PET ratio, which is the ratio of precipitation (P) to PET based on the climate zones described in the United Nations Educational, Scientific and Cultural Organization (1979) (Albright *et al*., 2004). The second approach uses the reference crop (ET_0) and crop coefficient (K_c) approach. In order to be able to calculate a (ET_0) value, local weather variables have to be collected and transpiration values of the desired crop have to be known or measured with for example sap flow sensors. The K_c approach is more crop specific, and as such more suitable for smaller scale projects, where the PET approach

Downloaded By: [University of Aberdeen] At: 13:47 4 November 2009

gives an estimation about crops in general growing in a certain climate. For this paper we used ET_0, which was defined as the rate of transpiration from an idealized well watered grass crop with a fixed crop height of 0.12 m, an albedo of 0.23, and a surface resistance of 69 s m^{-1} (Allen *et al*., 1998; Shuttleworth, 1993).

Transpiration rates of woody and herbaceous species have been estimated with predictive models (Persson and Lindroth, 1994), and measured directly with sap flow sensors e.g. (Baker and VanBavel, 1987; Steinberg, VanBavel, and McFarland, 1989). Previous studies either took place during the middle of the growing season and had point measurements of one day (Cermak, Huzulak, and Penka, 1980; Hall *et al*., 1998), or long term measurements of up to three weeks (Hall *et al*., 1998; Zalesny *et al*., 2006). Some studies were more extensive, and took measurements between May and October, but for only two to three consecutive days (Cermak *et al*., 1980; Vose *et al*., 2003). Continuous measurements did not include smaller diameter stems (Allen and Grime, 1995; Hall *et al*., 1998). Sap flow rates measured in the middle of the growing season are often used to scale up to annual sap flow rates, potentially resulting in overestimation of transpiration (Vose *et al*, 2003).

Transpiration measurements of the whole growing season are needed to more accurately assess the effectiveness of ET covers and assess how different willow varieties function over the course of the growing season. Sap flow rates are at their highest during peak summer, when leaf area index (LAI) values are at their peak, which for shrub willow in the northeastern US is typically between mid-July and early August (Tharakan, 1999; Volk, 2002; Tharakan *et al*., 2005). Some shrub willow varieties hold their leaves until late November (Tharakan *et al*., 2001) and may continue transpiring late in the growing season.

The objectives of this study were to: 1) compare stem and stand-level sap flow rates of four shrub willow varieties over the course of the growing season, 2) assess the need for long-term measurements for seasonal sap flow estimates, 3) measure changes in crop coefficients (K_c) over time and between shrub willow varieties, 4) determine the effects of stand-level leaf area index on stand-level sap flow.

MATERIALS AND METHODS

Site Description

The study site was located southwest of Onondaga Lake near the town of Solvay, NY, USA (43°04′24″N, 76°15′15″W, elevation 119 m). Our study concentrated on a portion of the wastebeds that was amended with biosolids in the 1980s (Field 1). The depth of the Solvay waste ranges between 16 and 21 m and consists of 70% silt-like particles, with a surface pH of around 8. Thirty-year averages for annual precipitation, measured at Hancock International Airport about 12 km north-east of the site, were 1017 mm and the average annual temperature was 9°C, with average minimum and maximum values of −10 and 28°C respectively (NOAA, 2000).

This study was conducted in a replicated experiment using shrub willows that were planted in 2004. The shrub willows were not coppiced after the first year, so both roots and shoots were two years old at the start of the 2006 growing season. The willows were planted in a double row design, with 75 cm within the rows, 150 cm between the double rows and 60 cm between the plants along the row. The replicated experiment was a two by ten factorial with four replications. The first factor consisted of two cutting lengths, (25 and 50 cm) and the second factor was ten shrub willow varieties that had been selected

Downloaded By: [University of Aberdeen] At: 13:47 4 November 2009

from a greenhouse screening trial. Only the longest cutting length of 50 cm, and four of the best growing shrub willow varieties, *Salix miyabeana* (SX64), *S. sachalinensis* (SX61), *S. sachalinensis x S. miyabeana* (9870-23) and *S. purpurea* (9882-34), were used for this particular study. Each plot contained 78 plants in three double rows of 13 plants each. The inner 14 plants of the middle double row were used for measurements. The area of one plot was 10.4 m^2 and the whole field had an area of 4290 m^2 (six more willow varieties were present in the same field).

Climatic variables were measured by an on-site weather station (HOBO Weather Logger [H21–001]) during the whole growing season of 2006. Data (Table 1) were recorded every 10 minutes and summed to daily totals for precipitation and averaged on a daily basis for temperature, solar radiation, wind and relative humidity (RH). Vapor pressure deficit (VPD) was calculated using RH. The reference crop transpiration (ET_0) was calculated from the weather station data using the modified Penman-Monteith equation (Allen *et al*., 1998). The crop coefficient (K_c) was calculated by dividing the stand-level sap flow values by the ET_0 values (Allen *et al*., 1998).

Downloaded By: [University of Aberdeen] At: 13:47 4 November 2009

Sap Flow Measurements

We measured sap flow with the stem heat balance (SHB) method, using constant power sap flow sensors to create a varying temperature difference above and below the heater (Sakuratani, 1981; Baker and VanBavel, 1987) (Dynamax Inc. Houston, TX). We used sap flow sensors on up to 24 individual stems at a time, but the number used varied depending on how many sensors were functioning (Table 2). Sap flow sensors used during this experiment were 10, 13, 16, 19 and 25 mm in diameter.

Sap flow sensors were installed, according to the manufacturer's instructions, on stems approximately 100 cm above the ground and below branches that split off from the stem (VanBavel, 2000). In addition, we installed polythene roofs above the sensors and sealed both the top of the sensors and the top of the top o-ring with reusable adhesive, to prevent water from getting under the sensors.

Sap flow measurements were taken every 15 minutes and stored as hourly averages using a Campbell CR10 data logger (Campbell Scientific Inc., Logan, UT). The raw data were checked graphically to identify outliers before calculating daily averages (Figure 1) (Allen *et al*., 1999). Outliers were located by comparing same size sensors that were placed around stems of the same shrub willow variety. Only days with sap flow values recorded for all 24 hours were used for daily sap flow totals (L d^{-1} $stem^{-1}$). Sap flow measurements were taken continuously during five sap flow periods in 2006; from June 6–26, July 7–July 30, August 16–September 5, September 19–October 8 and October 23–November 10. During each of these time periods the sensors were moved to a new stem on a weekly basis to prevent root growth under the sensors.

Diameters for Stand-level Sap Flow

We measured diameters to the nearest 0.01 mm of all stems on the inner 14 stools in each plot at 30 cm height in June, July, September, and October. Before the sap flow sensors were installed, diameters at 0.30 and at 1 meter (where the sensors were placed) were measured to establish a relationship between the two diameters. In order to calculate stand-level sap flow data, we used the single-stem sap flow data and multiplied them by the number of stems per ha in their representative 3-mm wide diameter classes (Vose *et al*.,

Downloaded By: [University of Aberdeen] At: 13:47 4 November 2009

Table 1 Mean and ranges of daily weather data during the five periods when sap flow was measured on four shrub willow varieties on the Solvay wastebeds in Solvay, NY

Time period	Total precipitation (mm)	Mean air temperature (°C)	Mean solar radiation (MJ m^{-2} d^{-1})	Mean wind speed (m s^{-1})	Mean vapor pressure deficit (kPa)	Reference crop ET (mm d^{-1})
Jun 6–12	11.2(0.0–7.8)	14.3(10.4–16.9)	132.9(66.9–271.4)	3.5(1.6–6.4)	0.5(0.3–0.9)	1.7(0.9–3.2)
Jun 13–22	14.5(0.0–14.5)	20.6(16.8–25.4)	234.6(119.0–290.1)	3.1(2.2–4.2)	1.1(0.7–1.4)	3.7(2.5–5.2)
Jun 23–26	14.7(0.0–14.7)	21.1(20.3–22.1)	176.2(80.4–291.7)	2.6(1.8–3.0)	0.9(0.4–1.1)	2.8(1.3–3.7)
Jul 7–12	119.6(0.0–109.0)	21.9(20.4–23.7)	232.4(77.9–304.4)	2.8(1.2–4.1)	0.9(0.2–1.1)	3.2(0.8–4.2)
Jul 14–19	25.7(0.0–25.7)	25.5(23.6–28.9)	261.2(148.4–294.1)	3.1(1.8–4.6)	1.4(0.8–1.9)	4.7(2.5–7.0)
Jul 24–30	36.3(0.0–21.3)	24.3(22.3–26.2)	203.9(152.5–244.9)	3.3(2.7–4.2)	1.1(0.7–1.3)	3.6(2.5–4.4)
Aug 16–21	15.2(0.0–8.6)	20.2(18.7–22.9)	184.2(27.2–255.5)	3.0(1.6–5.0)	0.9(0.6–1.2)	2.9(1.3–4.0)
Aug 22–28	7.1(0.0–5.3)	19.0(17.5–20.0)	132.8(44.8–220.7)	1.7(1.1–2.7)	0.6(0.3–0.9)	1.7(0.7–2.9)
Aug 29–Sep 4	35.8(0.0–17.5)	15.4(13.0–17.4)	104.6(24.1–175.5)	2.0(1.3–3.1)	0.4(0.2–0.7)	1.2(0.5–1.9)
Sep 19–26	33.0(0.0–10.4)	14.6(11.1–19.4)	116.4(76.1–159.0)	3.0(2.0–4.8)	0.5(0.3–0.7)	1.6(1.1–2.6)
Sep 27-Oct 2	35.8(0.0–32.3)	12.5(9.3–15.3)	116.0(51.0–170.9)	3.0(2.2–3.3)	0.5(0.3–0.8)	1.5(1.1–2.5)
Oct 3–8	6.4(0.0–5.6)	9.6(6.2–14.3)	124.5(43.7–175.1)	1.7(1.0–2.8)	0.5(0.2–0.9)	1.1(0.4–1.5)
Oct 23–30	47.2(0.0–25.4)	5.6(3.9–7.0)	65.2(16.6–127.6)	4.7(2.0–10.3)	0.3(0.1–0.6)	0.7(0.2–1.4)
Oct 31–Nov 5	0.5(0.0–0.5)	5.1(1.4–12.3)	79.6(54.8–102.1)	3.3(2.4–4.9)	0.4(0.3–0.7)	0.9(0.6–1.8)
Nov 7–13	21.1(0.0–16.3)	8.5(3.3–13.1)	40.4(8.0–82.2)	2.3(0.8–3.1)	0.3(0.0–0.5)	0.7(0.0–1.0)

Table 2 Distribution of sap flow sensors installed in each measurement period by shrub willow variety and sensors size

	Number of sensors														
	9882-34					9870-23			SX61			SX64			
Willow variety Sensor size	10	13	16	19	25	13	19	25	13	19	25	13	19	25	Total
Time period															
Jun 6–12	1	2	1	2	0	2	1	2	1	2	2	2	2	2	22
Jun 13–22	1	2	1	2	0	2	2	2	1	2	2	2	2	2	23
Jun 23–26	1	1	1	2	0	2	2	2	1	2	2	2	2	2	22
Jul 7–12	1	2	1	1	0	1	2	1	0	2	1	1	1	2	17
Jul 14–19	1	2	1	1	0	0	0	0	1	1	0	1	2	3	13
Jul 24–30	1	2	1	1	0	2	2	2	2	1	2	1	2	3	22
Aug 16–21	1	2	1	2	0	2	2	2	2	2	2	2	2	2	24
Aug 22–28	0	2	0	2	1	1	2	2	1	2	2	2	2	2	21
Aug 29–4	0	2	0	2	1	1	2	2	1	2	2	2	2	2	21
Sep 19–26	0	2	0	2	2	2	2	1	2	1	2	2	2	2	22
Sep 27–2	0	2	0	2	2	2	2	1	2	1	2	2	2	2	22
Oct 3–8	0	2	0	2	2	2	2	1	2	1	2	2	2	2	22
Oct 23–30	0	2	0	2	2	2	2	1	2	2	2	2	2	1	22
Oct 31-Nov 5	0	2	0	2	2	2	2	1	2	2	2	2	2	1	22
Nov 7–13	0	2	0	2	2	2	1	1	2	2	2	2	2	1	21

2003). Data collected by each sensor were considered to be representative for all stems in that diameter class up to the next sap flow sensor size, which usually included two 3-mm wide diameter classes (Table 2). For stems that had diameters of 28 mm and larger, a regression equation between basal area and sap flow of the stems between 10 mm and 25 mm was used to predict sap flow.

Annual Stand-level Sap Flow Calculations

Annual stand-level sap flow was calculated by combining all data collected between June 6 and November 13, 2006 and between April 26 and May 24, 2007. Both measurement periods had typical climatic conditions except for one major rain event in July, 2006. The data collected in the spring of 2007 were added in order to have information to cover a full 200-day growing season between April 30 and November 15. In 2007, only two willow varieties were used for measurements, as such we decided to average their sap flow values. To fill in the gaps between sap flow measurements we used the average of the previous sap flow period for the first half of the gap and the average of the next sap flow period for the second half of the gap. We calculated total stand-level sap flow in three ways: 1) by using all data from all three weeks of each of the six sap flow periods (including the one in 2007) (here after called: three weeks, all periods); 2) by using only the middle week of each of the six sap flow periods (here after called: middle week, all periods); and 3) by using all three weeks of the June, July and August periods [here after called: June, July, and August (peak season)].

Downloaded By: [University of Aberdeen] At: 13:47 4 November 2009

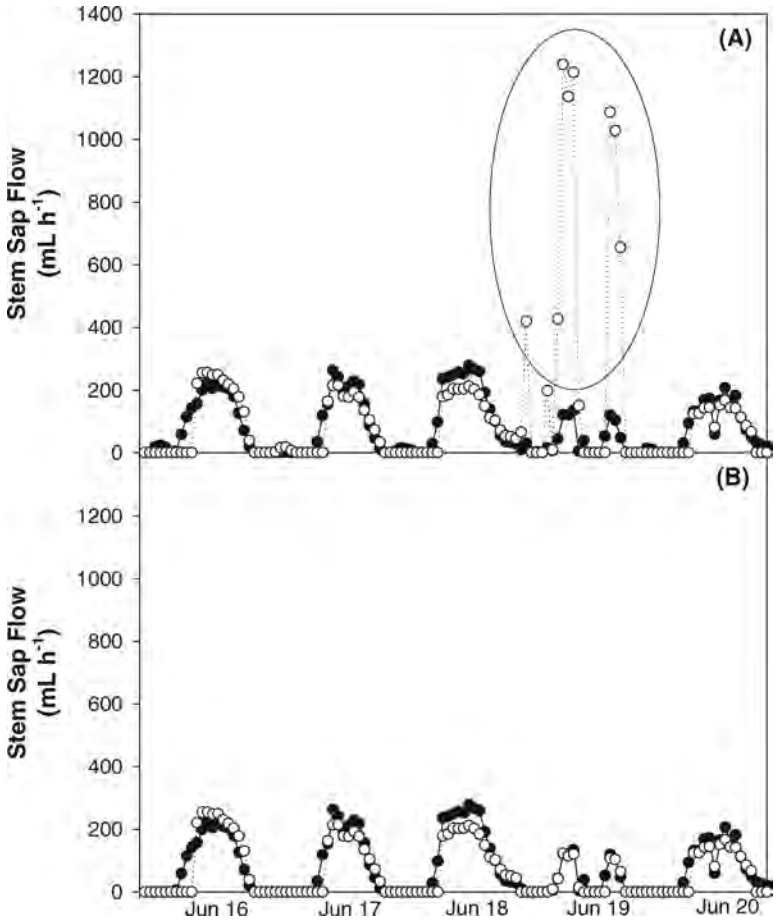

Figure 1 An example of outliers that were removed from hourly stem sap flow data. Data represent sap flow values of two 19-mm stems of shrub willow variety 9870-23 between June 16–20, before (A) and after outlier removal (B).

Downloaded By: [University of Aberdeen] At: 13:47 4 November 2009

Leaf Area Index Measurements

We measured leaf area index (LAI) on a bi-weekly basis between the beginning of June and the beginning of November, using a LAI 2000 plant canopy analyzer (LI-COR Inc., Lincoln, Nebraska, USA). Measurements were taken between 2 and 10 cm above the soil surface either early in the morning or late in the afternoon with a 45°-view cap. The measurement cycle for each plot consisted of a reference measurement in the open, eight readings under the shrub willows, followed by a second reference measurement.

Soil Moisture Measurements

One soil moisture tube was installed in each plot that was used for sap flow measurements, which gave a total of 16. Soil moisture data were collected on a biweekly basis, using a TRIME T3 (c-version for high salinity soils) soil moisture probe (IMKO GmgH, Ettlingen, Germany). The TRIME-method (Time Domain Reflectometry with

Intelligent Micromodule Elements) is a specially designed time domain reflectometry (TDR) technique to determine material moisture. This method uses time measurements at distinct voltage levels.

Statistical Analysis

The correlation between stand-level sap flow measurements over time was accounted for by considering data that were collected when the sensors were placed around the same stem as one sampling unit. As soon as the sensor was moved to another stem it was considered to be a different sampling unit (S. Stehman, 2005).

The difference in stem sap flow between varieties and sensor size was assessed with a two-way ANOVA for each of the five sap flow periods separately. The first factor consisted of four shrub willow varieties and the second factor was the five sensor sizes. We used PROC GLM SAS 9.1 (SAS Institute Inc.). For each of the time periods, the total potential number for stems that could be measured was 72, but only 67, 51, 66, 66 and 65 stems for sap flow period 1 through 5 respectively (Table 2), were measured, due to sensor breakdown and the failure of one of the data loggers during sap flow period 2. Type IV sums of squares were used, due to the uneven distribution of samples (Stehman, 2005).

The difference in stand-level sap flow between varieties was assessed with a one-way ANOVA for each of the five sap flow periods separately. For this analysis we used the PROC GLM option of SAS 9.1. For each of the time periods 48 observations were read, which included the four willow varieties, three sets of stems and four replications (using the diameter distributions). All 48 observations were used except for during the second time period, when only 44 were present due to sensor breakdown and the failure of one of the data loggers.

The difference in LAI over time was analyzed as a repeated measures ANOVA using PROC GLM, time was repeated 11 times. According to the Wilks' Lambda statistic no interaction was present between time and shrub willow varieties.

Repeated measures ANOVA was carried out for soil moisture using mixed procedure with PROC mixed in SAS and the unstructured symmetry matrix. For all statistical tests we used a significance level of $\alpha = 0.05$ unless mentioned otherwise.

RESULTS

Stem-level Sap Flow Measurements

Single-stem sap flow levels showed peak values either in June or July depending on the variety and sensor size (Figure 2). We found highest sap flow rates of 0.34 L d^{-1} $stem^{-1}$, recorded in June and 0.27 L d^{-1} $stem^{-1}$ in July at the stem-level for the 13-mm sensors around stems of variety 9882-34. The highest sap flow rate for the 19-mm sensors was 1.90 L d^{-1} $stem^{-1}$ measured for variety 9882-34 in July. These sap flow rates for variety 9882-34 were significantly higher than sap flow rates for any of the other three shrub willow varieties during the second sap flow period ($p < 0.0001$). We found highest sap flow rates for 9870-23 measured with sensors around 25-mm stems of 4.03 L d^{-1} $stem^{-1}$ ($p < 0.0001$) in June.

Differences in stem sap flow among the four shrub willow varieties were present, but were different for each of the sensor sizes and changed over the course of the growing season. For the 13-mm sensors, we found that variety 9882-34 had higher stem-level sap

Downloaded By: [University of Aberdeen] At: 13:47 4 November 2009

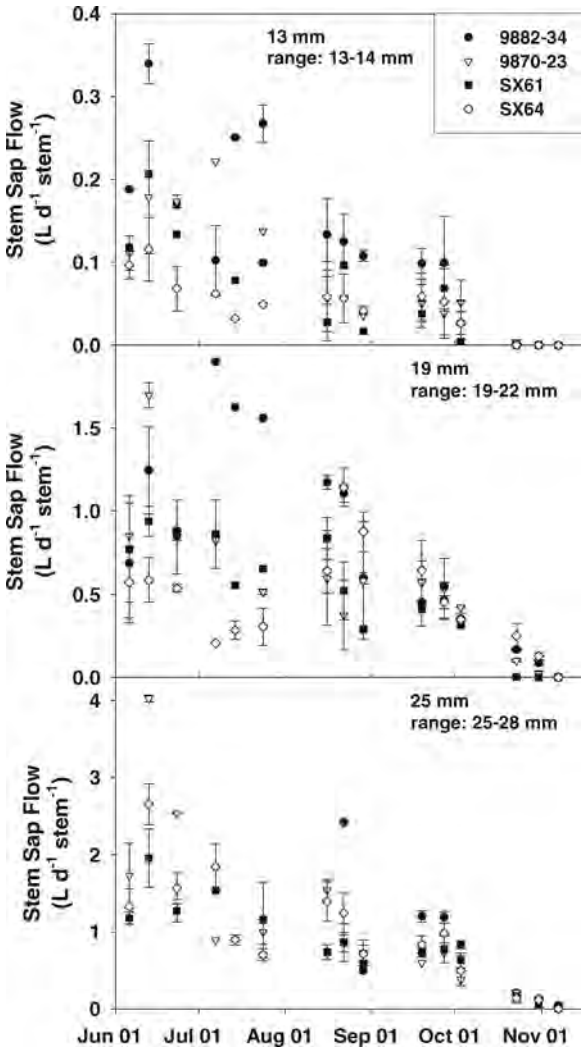

Figure 2 Mean (± SE) daily sap flow per stem for four shrub willow varieties (9882-34, 9870-23, SX61 and SX64) and three sensor sizes during 15 weeks from June 6 to November 13. Shrub willows were three-years-old above and below ground.

flow rates during at least two of the three weeks per sap flow period for the first four sap flow periods, but none of these differences were significant. We did not find any significant differences when pooling all five sap flow periods ($p = 0.93$). For the 19-mm sensors we found that a different shrub willow variety had highest stem-level sap flow rates during each of the sap flow periods. We found significant differences in July, for variety 9882-34 as mentioned before, and in October/November, when variety SX64 ($p = 0.0096$) had highest stem sap flow of all shrub willow varieties. These significant differences did not result in the sap flow of one shrub willow variety being significantly higher over the course of the whole measurement period ($p = 0.26$). We found significantly higher stem-level sap flow rates for the 25-mm sensors of variety 9870-23 in June, and in September/October for 9882-34

Downloaded By: [University of Aberdeen] At: 13:47 4 November 2009

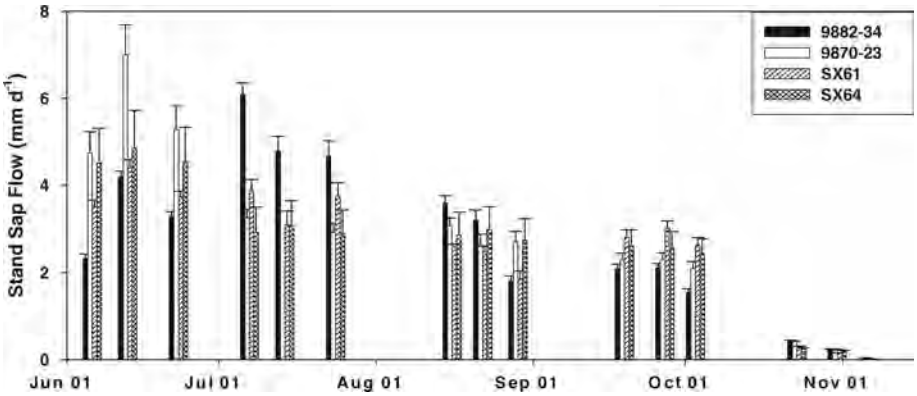

Figure 3 Mean (± SE) daily stand-level sap flow for four shrub willow varieties, 9882-34, 9870-23, SX61 and SX64, growing on the Solvay wastebeds during 15 weeks from June 6 to November 13.

($p < 0.0001$). When pooling all measurements of the whole season, variety 9870-23 had the highest ($p = 0.0002$) sap flow values for the 25-mm sensors.

Stand-level Sap Flow Measurements

Stand-level sap flow rates for all shrub willow varieties decreased over time in 2006 (Figure 3). We did not find any significant differences between the four shrub willow varieties when data from all five sap flow periods were pooled ($p = 0.90$). When we did separate statistical analyses for each sap flow period, there were some significant differences. We recorded the highest sap flow rate of 7.02 mm d^{-1} in June for variety 9870-23, which was significantly higher than those for variety 9882-34 ($p = < 0.0001$) and variety SX61 ($p = 0.002$). We found no significant difference between stand-level sap flow values for varieties 9870-23 and SX64 in June ($p = 0.13$). During the July sap flow period, the highest stand-level sap flow rates of 6.08 mm d^{-1} were found for variety 9882-34, and they were significantly higher compared to all other shrub willow varieties ($p = <0.0001$). We did not find any significant differences between the four shrub willow varieties during the August sap flow period. During the September/October sap flow period, peak sap flow rates of 3.02 mm d^{-1} were found for variety SX61. Variety SX61 had significantly higher sap flow rates than 9870-23 ($p = 0.0036$) and 9882-34 ($p <0.0001$), and sap flow rates for varieties SX61 and SX64 were similar ($p = 0.22$) during this period. After stand-level sap flow decreased from around 2 mm d^{-1} during the fourth sap flow period to less than 1 mm d^{-1} during the beginning of the fifth period in October/November no significant differences were found.

Diameter Distributions, Number of Stems and Cross Sectional Areas

The number of stems and cross sectional area (CSA) at one meter for most shrub willow varieties changed over time (Figure 4), and differences among varieties were present as well. All willow varieties except for SX64 had significant mortality of stems over the course of the season. Willow variety 9882-34 had a stem mortality rate of 32%, but there was very little change in total CSA. Varieties 9870-23 and SX61 had stem mortality rates of 27% and 44% respectively, but CSA increased with no change in stem numbers, between

Downloaded By: [University of Aberdeen] At: 13:47 4 November 2009

Downloaded By: [University of Aberdeen] At: 13:47 4 November 2009

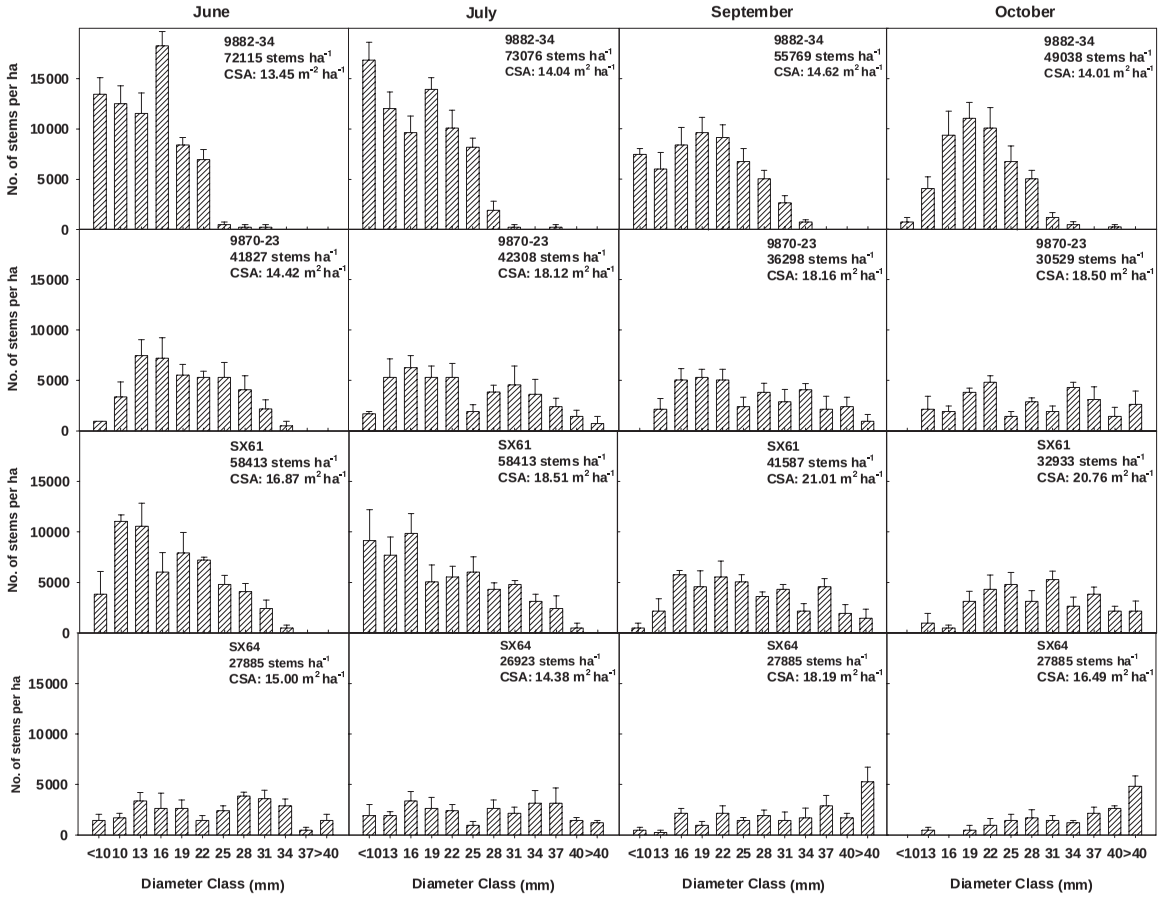

Figure 4 Diameter distributions (± SE) at one meter of four shrub willow varieties on the Solvay wastebeds in June, July, September and October. The numbers on the x-axis represent the lowest value of each three-mm class. The shrub willows were in their third growing season, and were not coppiced after their first year of growth. The total number of stems per ha and the total cross-sectional area (CSA) are represented in the upper right corner.

June and September. This was followed by a rapid decrease in stem numbers and either no change or a very slight decrease in CSA in October. The lack of change in the number of stems and the CSA suggests that the stand development of variety SX64 has plateaued.

The diameter distribution of all willow varieties changed to different degrees during the growing season. Most stems of variety 9882-34 were between 10 mm and 25 mm in June. As time progressed more small stems emerged, and most stems shifted one or more diameter classes, eventually resulting in a normal distribution in October. Variety 9870-23 started off as a normal distribution that was skewed to the right, and as small stems sprouted and all stems grew, the distribution became bimodal in July and August and changed to a multimodal distribution in October. The diameter distribution of SX61 had a bimodal distribution in June and followed a very similar pattern as 9870-23 during the rest of the growing season. For variety SX64 diameter distributions changed from a bimodal distribution in June and July to a skewed right distribution in October.

Downloaded By: [University of Aberdeen] At: 13:47 4 November 2009

Crop Coefficients

We found crop coefficients (K_c) above 1.0 for all varieties during the June (Figure 5A), August/September and September/October periods. Lower K_c values were recorded in July and the end of October through mid November. The highest K_c values of 2.85 and 2.71 were recorded during the beginning of June for varieties 9870-23 and SX64 respectively. In July and the beginning of August we found the highest K_c values of up to 1.90 for variety 9882-34. During the end of September through the beginning of October we found highest K_c values for variety SX61 of 2.31, which we measured during the first week of October. During the fifth sap flow period all K_c values decreased and showed only small differences among shrub willow varieties.

Leaf Area Index

Leaf area index (LAI) increased between the beginning of June and the beginning of August (Figure 5B), followed by a slow decrease between August and the beginning of October, after which LAI values decreased rapidly to a value of 1 during the beginning of November. We found almost the same trend for all four shrub willow varieties, and did not find any significant differences between their LAI values when pooling all data of the whole measurement period ($p = 0.36$).

We found peak LAI values of 5.18 and 5.46 during the beginning of July and August for variety SX61. In June and during the second half of the growing season the highest LAI values were recorded for SX64. Variety 9882-34 had the lowest LAI during most of the measurement period, but especially during the end of September and the beginning of October. LAI measurements for variety 9882-34 were significantly lower than for the other two willow varieties on September 29 ($p = 0.046$) and there was a similar trend on October 10 ($p = 0.080$).

Soil Moisture

Within each depth soil moisture (Figure 6A–D) values were different among shrub willow varieties and over time, which can be concluded from the significant interaction between willow variety and time (Table 3, $p = 0.0004$). At depths of 15 and 30 cm, soil moisture values were highest for shrub willow variety 9882-34. At both depths we measured

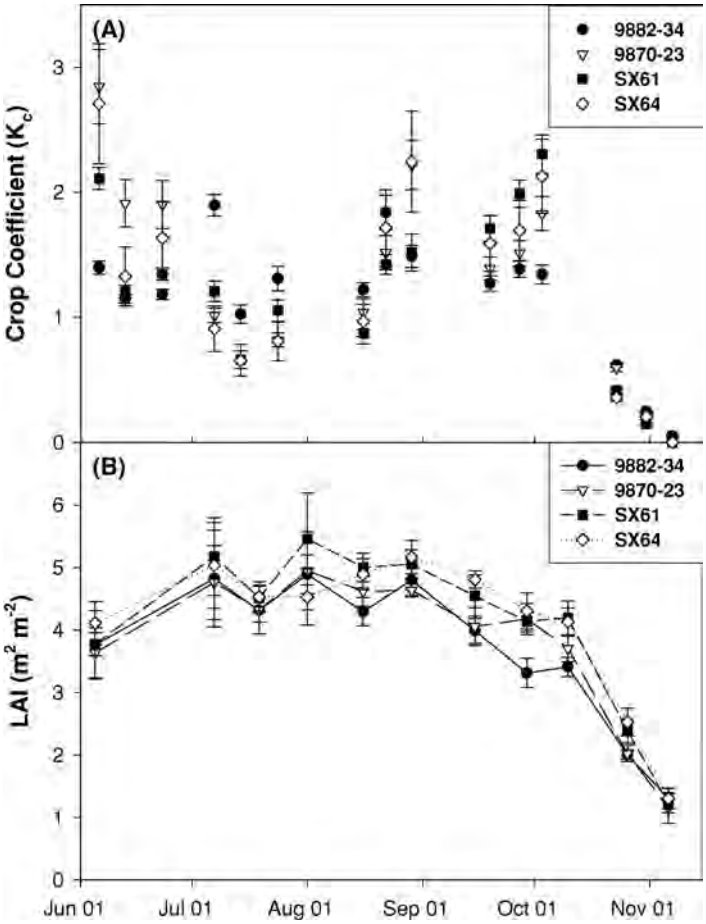

Figure 5 (A) Mean (± SE) crop coefficient (sap flow divided by reference crop evapotranspiration, ET_0; Allen *et al*., 1998), and (B) Leaf area index values (mean ± SE), measured with a LI-COR LAI 2000 for four shrub willow varieties on the Solvay wastebeds, during five sap flow measurement periods, between June 6 and November 13.

second highest soil moisture values for variety SX64 and soil moisture percentages were the lowest in the plots that had varieties SX61 and 9870-23. Differences among the four shrub willow varieties were significant between June 15th and the end of October at both the 15 cm depth and the 30 cm depth ($p < 0.03$). At a depth of 45 cm, the differences among varieties still showed the same trend as the more shallow depths, with highest soil moisture for 9882-34 and lowest for 9870-23, but differences among the varieties were not significant. At the lowest depth measured, the 60 cm, soil moisture percentages were similar for all shrub willow varieties and hardly changed over the course of the season. This difference in development of soil moisture percentages among the four depths over the course of the growing season was shown by the significant interaction between depth and willow variety ($p < 0.0001$).

The relationship between soil moisture and sap flow (Figure 7) was strongest at the shallow depth of 15 cm, with r^2 values above 0.5 for three of the willow varieties. Of all shrub willow varieties the relationship between sap flow values and soil moisture percentage

Downloaded By: [University of Aberdeen] At: 13:47 4 November 2009

Table 3 Repeated measures ANOVA of effects of variety, depth and time for four shrub willow varieties, four depths and 11 time periods. The unstructured symmetry matrix was used for the calculations

	Soil moisture	
Source of variation	df	p-value
Variety	3	0.0002
Depth	3	0.0038
Time	10	< 0.0001
Variety × depth	9	0.1584
Variety × time	30	0.0004
Depth × time	30	< 0.0001
Variety × depth × time	90	0.2708

was highest for variety 9870-23. This was the case for the 15, 30, and 45 cm depths, with r^2 values of 0.69, 0.52, and 0.23 respectively

Growing Season Sap Flow and Crop Coefficients (K_c)

Total stand-level sap flow (Table 4) calculated in three different ways resulted in different total sap flow values. When we used all data collected during the 2006 season and in May, 2007, which resulted in a 200 days growing season between April 30 and November

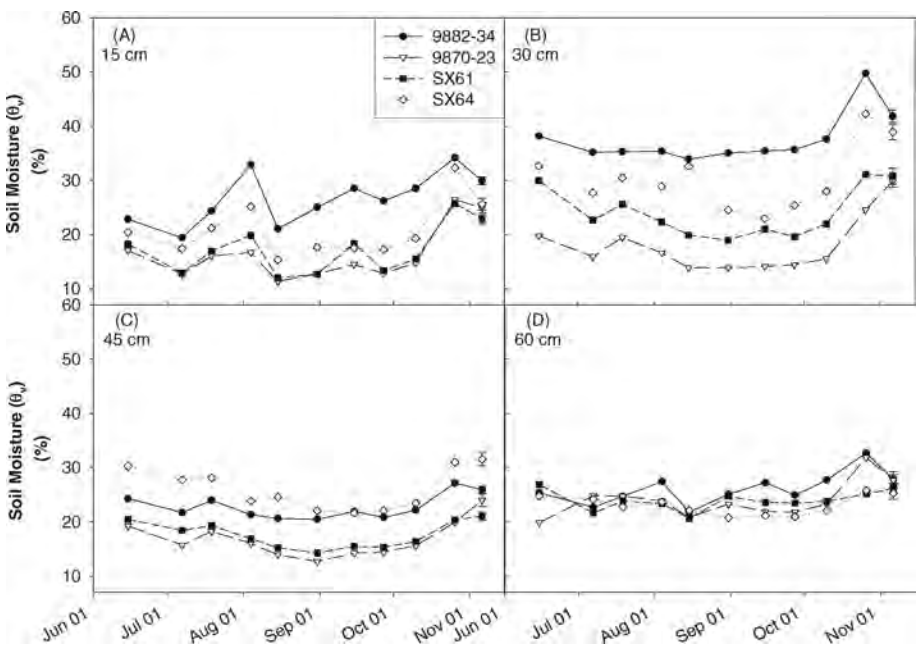

Figure 6 Mean soil moisture percentages for four shrub willow varieties on the Solvay wastebeds at four depths (A) 15 cm, (B) 30 cm, (C) 45 cm and (D) 60 cm, measured on a bi-weekly basis between June 15 and Nov 6. Error bars indicate SE across the whole measurement period.

Downloaded By: [University of Aberdeen] At: 13:47 4 November 2009

Table 4 Total sap flow between April 30 and November 15, scaled up using the 2006 dataset in three different ways, all information of all three sap flow periods, only the middle week of all three sap flow periods, and only the three peak season sap flow periods in June, July, and August. For the time window between April 30 and May 31 we used data collected in 2007 (unpublished)

Willow variety	Sap flow (mm) Three weeks, all periods	middle week, all periods	June, July, and August (peak season)
9882-34	523.0 ± 23.2	566.2 ± 29.0	754.5 ± 39.0
9870-23	532.7 ± 37.6	580.4 ± 42.5	770.8 ± 64.2
SX61	493.6 ± 24.7	507.9 ± 28.5	650.6 ± 36.3
SX64	505.4 ± 77.7	527.5 ± 80.9	696.1 ± 127.7
Average‡	515.4 ± 21.2^{b}	545.5 ± 23.2^{b}	718.0 ± 36.3^{a}

‡Averages with a different letter were different at $p < 0.05$ according to Fisher's least significant difference (LSD = 84.4).

Downloaded By: [University of Aberdeen] At: 13:47 4 November 2009

15, the highest sap flow rates of 530 mm were recorded for variety 9882-34. When using only the middle week of each of the sap flow periods sap flow rates were similar compared to when the three weeks of all periods were used. Significant differences did exist between the averages of all periods and those of only June, July, and August.

Average K_c for each period over the whole growing season (Table 5) calculated in three different ways showed highest values of 1.26 for variety 9870-23 when all measurements between April 30 and November 15 were used. Using only the middle

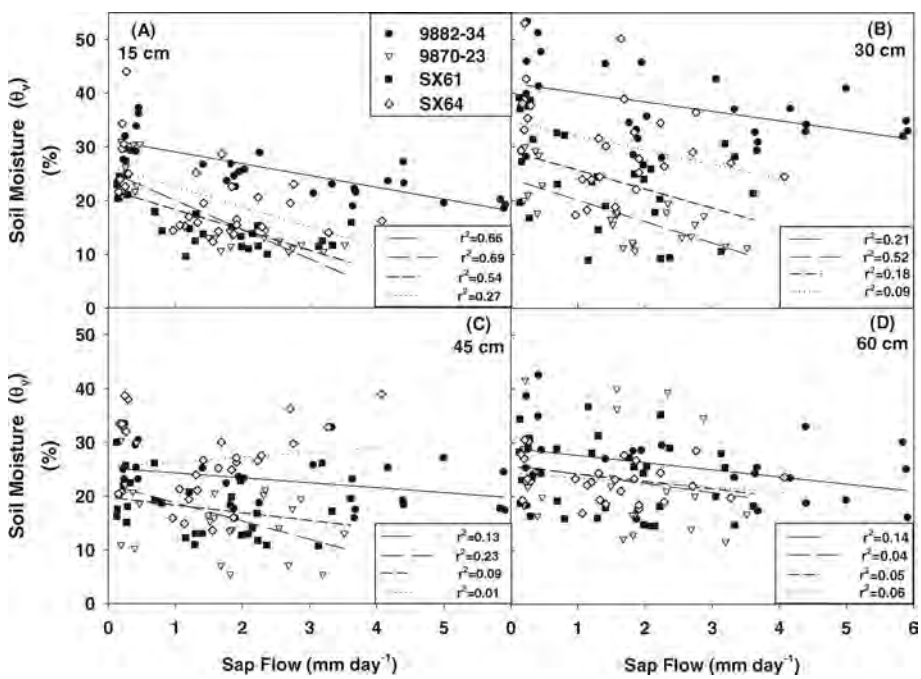

Figure 7 The relationship between sap flow and soil moisture percentage for four shrub willow varieties on the Solvay wastebeds at four depths (A) 15 cm, (B) 30 cm, (C) 45 cm and (D) 60 cm.

Table 5 Average K_c between April 30 and November 15, scaled up using the 2006 dataset. For more details see Table 4

Willow variety	Three weeks, all periods	Crop coefficient (K_c) middle week, all periods	June, July, and August (peak season)
9882-34	1.13 ± 0.05	1.08 ± 0.05	1.39 ± 0.07
9870-23	1.26 ± 0.09	1.20 ± 0.09	1.58 ± 0.14
SX61	1.16 ± 0.06	1.05 ± 0.05	1.27 ± 0.08
SX64	1.22 ± 0.18	1.08 ± 0.16	1.44 ± 0.26
Average‡	1.20 ± 0.05^{b}	1.10 ± 0.05^{b}	1.42 ± 0.08^{a}

‡Averages with a different letter were different at $p < 0.05$ according to Fisher's least significant difference (LSD = 0.17).

week of each of the sap flow periods resulted in slightly lower K_c values, but they were still highest for 9870-23. The difference between using K_c values of just the middle week compared to all three weeks were similar. Comparing average K_c between April 30 and November 15 with average K_c during the month of June, July, and August resulted in significant differences.

DISCUSSION

Above average temperatures and below average precipitation in June resulted in high stand-level sap flow values that easily exceeded the reference crop (ET_0), resulting in crop coefficients (K_c) of up to 2.85, which were within the range of previous measurements (Hall *et al*., 1998). Although within the range of previous measurements, these high K_c values above 1.4 may have been overestimations due to a difference in surface roughness between the willow field and the surrounding vegetation, which is called the clothesline effect (Allen *et al*., 1998). Both stand-level sap flow values and ET_0 were very sensitive to solar radiation and temperature. The other two weather variables, vapor pressure deficit

Table 6 Parameters for nonlinear model relating mean daily vapor pressure deficit (VPD) to mean daily stem sap flow. Values between parentheses are standard errors. Model is of the form: $sapflow = a * \left[1 - e^{(-b*VPD)}\right]^{c}$

Clone	Coupling	Parameter *a*	Parameter *b*	Parameter *c*	MSE	Pseudo-R^2
9882-34	Coupled	1.8276(0.2968)	3.2251(1.7939)	4.6168(4.5696)	0.2032	0.983
	Decoupled	1.8960(0.1093)	6.1468(1.9988)	99.0929(161.3)	0.0572	0.995
	Coupled, LAI	n.a.	n.a.	n.a.	n.a.	n.a.
9870–23	Coupled	5.1972(1.1492)	2.2804(1.4222)	2.8701(2.0854)	0.5674	0.988
	Decoupled	n.a.	n.a.	n.a.	n.a.	n.a.
	Coupled, LAI	n.a.	n.a.	n.a.	n.a.	n.a.
SX61	Coupled	2.1215(0.3131)	3.5788(3.4414)	3.4414(4.1690)	0.2501	0.977
	Decoupled	n.a.	n.a.	n.a.	n.a.	n.a.
	Coupled, LAI	2.6807(5.0073)	1.1409(3.1410)	1.5602(1.5638)	0.1013	0.991
SX64	Coupled	2.9367(0.4649)	3.9507(2.591)	5.8482(7.4685)	0.6144	0.977
	Decoupled	n.a.	n.a.	n.a.	n.a.	n.a.
	Coupled, LAI	n.a.	n.a.	n.a.	n.a.	n.a.

Downloaded By: [University of Aberdeen] At: 13:47 4 November 2009

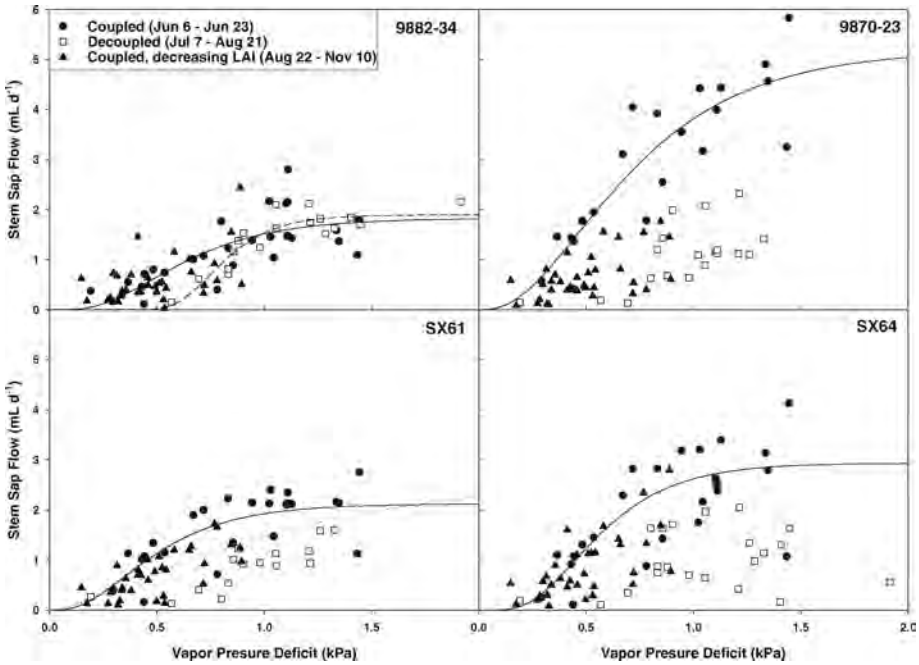

Figure 8 Nonlinear relationships between mean daily vapor pressure deficit and mean daily stem sap flow for June, when the willows were coupled with the atmosphere, for July and the beginning of August when the willows were decoupled with the atmosphere and for the end of August through November, when the willows were coupled again.

Downloaded By: [University of Aberdeen] At: 13:47 4 November 2009

(VPD) and wind had a more complex response. The relationship between sap flow and VPD changed over the growing season and among willow varieties, from being very sensitive in June, less sensitive during the peak summer months and more sensitive again towards the end of the growing season (Figure 8, Table 6). When comparing similar VPD values in June and July, they resulted in much lower stem sap flow for 9870-23, SX61 and SX64.

The Ω-factor (McNaughton and Jarvis, 1983), describes the degree of coupling between vegetation and the atmosphere. A low value indicates that the vegetation is well coupled and that evapotranspiration is mainly controlled by vapor pressure deficit and canopy resistance (stomatal resistance). A high value indicates a decoupled system controlled mainly by available energy, primarily in the form of radiation. Short grasses and agricultural crops, which includes the reference grass crop of the ET_0, tend to be decoupled from the atmosphere, due to the large boundary layer that forms across a relatively uniform canopy. By contrast, trees are well coupled to the atmosphere, and as such their transpiration is predominantly driven by the saturation deficit of the air in the boundary layer, since plants have stomatal control over transpiration (Stephens, Hess, and Knox, 2001). Shrub willow plantations acts like a traditional forest during the initial and final phases of leaf area development. During the main part of the growing season shrub willows acts like an agricultural crop, implying that available energy controls evapotranspiration (Persson and Lindroth, 1994).

In an experiment to determine the extent of coupling of a stand of *S. viminalis* Lindroth and Persson measured its aerodynamic and canopy resistances (Lindroth, 1993; Persson and Lindroth, 1994). Aerodynamic resistance, which in addition to wind speed, is a function of LAI and stand height changed over the year as the stand developed (Persson and Lindroth, 1994). The largest aerodynamic resistances were measured on the two-year-old roots with two-year-old shoots and on the four-year-old roots with one year old shoots, during the beginning of the growing season before July (Persson and Lindroth, 1994).

Our results imply that the degree of coupling to the atmosphere of the shrub willows on the Solvay wastebeds changed over the course of the season. In our study, the relationship between sap flow and VPD was weaker with peak LAI values between the beginning of July and the beginning of September. The coexistence of a weak relationship between sap flow and VPD and high LAI values indicates that the shrub willows were decoupled from the atmosphere during the months of July and August. As such, the highest sap flow values of the whole measurement period were recorded between June 13 and 22, when the relationship between VPD and sap flow of stand-level sap flow was still strong.

The difference in K_c values among willow varieties suggested a difference in the timing of decoupling. We found a decrease in stand-level sap flow values for all shrub willow varieties during the beginning of July except for variety 9882-34, which increased. This difference agreed with the small change in the relationship between sap flow and VPD for 9882-34. The difference in response of variety 9882-34 may be due to the difference in the architecture of this shrub willow variety, which has multiple smaller stems, which may have resulted in a less uniform canopy and as such delayed the time of decoupling.

Soil moisture, K_c and sap flow rates were all correlated. The lowest average K_c value for variety 9882-34 was concurrent with the highest soil moisture percentages, and the highest average K_c value for variety 9870-23 resulted in the lowest moisture values. At a depth of 15 cm soil moisture percentages were directly influenced by sap flow for varieties 9882-34, 9870-23 and SX61 and at 30 cm for variety 9870-23. Precipitation influenced soil moisture percentages especially in the upper 15 cm, where the big rain event in July resulted in an increase in soil moisture. At lower depths we did not find a relationship between sap flow and soil moisture, most likely because most roots of the shrub willows did not reach till 60 cm. Previous studies measured that the majority of willow roots are present in the upper 30 cm (Crow and Houston, 2004). The high pH values between ten and 12, and the lack of organic components in the Solvay waste underneath the 30–45 cm thick layer of amendments, may have resulted in an even more extreme drop in the number of roots that grew below 30 cm than normal.

Previous measurements of stand-level sap flow for shrub willow ranged from 2 to 10 mm d^{-1} between the beginning of June and the middle of September (Grip, Halldin, and Lindroth, 1989; Hall *et al*., 1998). Daily maximum transpiration rates of up to 8 to 9 mm for *S. viminalis* growing in Sweden were predicted for July with peak LAI values of 5.5 (Lindroth and Persson, 1994). Even our highest stand-level sap flow rates of 7.0 mm d^{-1} in June were within the range of values measured in Europe.

The changes in stand-level sap flow over time illustrate the need for sap flow measurements across the entire season. Many sap flow measurements are made during the middle of the summer (Cermak *et al*., 1980; Hall *et al*., 1998; Zalesny Jr. *et al*., 2006) and as a result over-predictions of annual sap flow rates may have been made (Vose *et al*., 2003). The significant difference ($p = 0.0001$) between stand-level sap flow values using

Downloaded By: [University of Aberdeen] At: 13:47 4 November 2009

all data collected between April 30 and November 15 compared to all measurements in June, July, and August indicated that the use of only peak-season sap flow rates for the calculation of whole growing season rates may result in significant over estimations.

Only a few sap flow experiments measured sap flow over a longer time period (Cienciala and Lindroth, 1995; Vose *et al*, 2000) and even these two studies consisted of only three-day continuous measurements. Our study was more elaborate and consisted of six three-week measurement periods between April 30 and November 15. To study the need for long-term continuous measurements, we calculated the difference between three-week and one-week periods. These calculations did not result in any significant differences (Table 4), which indicated that sap flow measurement only need to be taken during one-week periods, but over the course of the whole growing season.

As previously measured in other research (Persson, 1995; Hall *et al*., 1998) we found changes in K_c values over the course of the season. These changes suggest that it is important to monitor both stand-level sap flow and weather variables over the course of the whole growing season. Like stand-level sap flow, the difference between peak season and whole growing season K_c values resulted in significant differences (Table 5), but did not between all periods and just the middle week of each period.

High stem-level sap flow did not always equate to high stand-level sap flow numbers. High stem-level values did translate into high stand-level values for the 19-mm and 25-mm sensors for variety 9870-23 in June and the 19-mm sensors for variety 9882-34 in July. In both situations relatively high number of stems were present in these diameter groups, which accounted for 22% of the total CSA for 9870-23 and for 21% for 9882-34. We found two more significant differences at the stem-level: variety 9882-34 had higher stem-level sap flow values for the 25-mm sensors in September/October and variety SX64 for the 19-mm sensors in October/November. Neither of these stem sap flow differences were reflected at the stand-level. Our data suggest that differences in diameter distributions and total CSA between shrub willow varieties and between time periods play an important role in the final stand-level sap flow values.

During the summer months a strong relationship is present between stem diameter, sapwood/cross sectional area (CSA) and leaf area. Larger stems have greater LAI, and hence greater surface area for transpiration (Vose *et al*., 2003). Considering this in our study, we observed a trend between stem diameter size and sap flow rates for all varieties, where largest sap flow rates were recorded for the 25 mm stems. But as discussed above, a significantly higher stem sap flow value for the largest stems was not necessarily reflected in the stand-level sap flow values. For all willow varieties differences among diameter distributions, stem numbers and CSA turned out to be more predictive for stand-level sap flow values than differences among stem-level sap flow.

We found only a few differences between LAI values throughout most of the growing season. The peak LAI values of 5.2 and 5.5 that were measured during the end of July and the beginning of August respectively were in agreement with previous measurements for shrub willow in Sweden and the United Kingdom (Persson and Lindroth, 1994; Lindroth *et al*., 1995; Hall *et al*., 1998), and the northeastern USA (Volk, 2002; Tharakan *et al*., 2005). The only significant differences we found were during the end of September ($p = 0.05$) and the beginning of October ($p = 0.08$), when LAI values were lower for variety 9882-34, but stem-level sap flow for this variety were still high for the 13-mm and 25-mm sensors. This lack of response in stem-level sap flow to a decrease in LAI may be due to the fact that variety 9882-34 has a green bark and as such was able to transpire through its bark as well, which has been measured in peach stems (Alessio *et al*., 2005). Bark

Downloaded By: [University of Aberdeen] At: 13:47 4 November 2009

transpiration of variety 9882-34 may have accounted for a higher percentage of the total transpiration after some of the leaves dropped, because more wind could pass right next to the bark, which possibly decreased aerodynamic resistance. A second explanation might be that 9882-34 dropped its leaves earlier than the other three varieties that may have had a high percentage of non-transpiring leaves.

CONCLUSION

The importance of transpiration to the success of ET covers suggests that accurate estimates of transpiration must be a high priority. We found total transpiration rates between 494 mm for SX61 and 533 mm for 9870-23 over the course of the whole season, between April 30 and November 15. These transpiration rates were all around 50% of the mean annual precipitation of 1017 mm (NOAA, 2001) (measured at Hancock International Airport, about 12 km north-east of the site), and around 45% of the 2006 precipitation of 1153 mm measured on the site. These values were considerably higher than previous transpiration measurements of 421 mm modeled in Sweden between May 1 and October 31 (Persson and Lindroth, 1994). The potential of shrub willows for the application of ET-covers in the northeast was confirmed by the high K_c values between 1.1 for 9882-34 and 1.3 for 9870-23 when averaged over the whole growing season between April 30 and November 15, compared to values of 1.1 for Sweet Sorghum (Allen *et al*., 1998), and soil moisture percentages that decreased during the growing season.

We studied the impact of diameter distributions, the number of stems and CSA on stand-level sap flow measurements and found that these measures played an important role in the calculation of stand-level sap flow rates for all four shrub willow varieties. As such, we conclude that it is very important that diameter measurements are made throughout the whole growing season and at least three points in time.

The few significant differences among the LAI values of the different shrub willow varieties and the fact that peak stand-level sap flow and peak LAI did not co-inside made it very difficult to determine the effect of LAI on stand-level sap flow rates. An explanation why peak LAI and peak stand-level sap flow did not occur at the same time is possibly that the shrub willows are decoupled from the atmosphere when LAI values are high. Decoupling starts at LAI values of 2, and at LAI values above 4 the shrub willows are decoupled from the atmosphere for more than 80% (Persson and Lindroth, 1994; Stephens *et al*., 2001). Our study suggested that decoupling happened between LAI 4 and 5, which explained the decrease in K_c values in July compared to June, which was in agreement with the previously mentioned studies.

We can conclude from the long-term sap flow measurements over the course of the whole growing season, between April 30 and November 15, that sap flow measurements ought to be taken over the course of the whole growing season, but one-week periods during each month should be sufficient.

It is well known that mixtures of different varieties are advantageous to the long term health and productivity of willow biomass crops (Verwijst, 1993; McCracken and Dawson, 2003; Labrecque and Teodorescu, 2005). No significant differences ($p = 1.0$) in whole season sap flow were measured when a monoculture/mixture of one, two, three or four shrub willow varieties were compared. Even though we did not find a direct advantage on the basis of sap flow rates, four or more shrub willow varieties either in a random mixture or in blocks across the field would increase pest resistance compared to willows grown in a monoculture, due to its higher biological diversity.

Downloaded By: [University of Aberdeen] At: 13:47 4 November 2009

Downloaded By: [University of Aberdeen] At: 13:47 4 November 2009

ACKNOWLEDGMENTS

The authors would like to thank Honeywell International for their financial support. We would like to thank Mark Appleby, Ken Burn, Brendan Grooms, Jed Walsh Andy Johnson, Mary Gifford, and Danielle Benati for their assistance in the field. We appreciate review of earlier versions of this manuscript by Jud G. Isebrands and Lawrence P. Smart.

REFERENCES

Albright, W.H. and Benson, C.H. 2002. Publication No. 41182, Annual Report October 2002, Desert Research Institute, *Alternative cover assessment program 2002 annual report*. Albuquerque, NM, p. 45.

Albright, W.H., Benson, C.H., Gee, G.W., Roesler, A.C., Abichou, T., Apiwantragoon, P., Lyles, B.F., and Rock, S.A. 2004. Field water balance of landfill final covers. *J. Envir. Qual.* **33**(6), 2317–2332.

Alessio, G.A., Pietrini, F., Brilli, F., and Loreto, F. 2005. Characteristics of CO2 exchange between peach stems and the atmosphere. *Funct. Plant. Biol.* **32**, 787–795.

Allen, R.G., Pereira, L.S., Raes, D., and Smith, M. 1998. FAO (Food and Agriculture Organization of the United Nations). *Crop evapotranspiration—guidelines for computing crop water requirements*. FAO irrigation and drainage paper 56, FAO. Rome, Italy.

Allen, S.J. and Grime, V.L. 1995. Measurements of transpiration from savannah shrubs using sap flow gauges. *Agric. for Meteorol.* **75**, 23–41.

Allen, S.J., Hall, R.L., and Rosier, P.T.W. 1999. Transpiration by two poplar varieties grown as coppice for biomass production. *Tree Physiol.* **19**, 493–501.

Aronsson, P. and Perttu, K. 2001. Willow vegetation filters for wastewater treatment and soil remediation combined with biomass production. *The Forestry Chronicle* **77**(2), 293–299.

Baker, J.M. and VanBavel, C.H.M. 1987. Measurement of mass flow of water in the stems of herbaceous plants. *Plant Cell Environ.* **10**, 777–782.

Benson, C.H. and Othman, M.A. 1993. Hydraulic conductivity of compacted clay frozen and thawed in situ. *J. Geotech. Eng.* **119**(2), 276–294.

Bovard, B.D., Curtis, P.S., Vogel, C.S., Su, H.-B., and Schmid, H.P. 2005. Environmental controls on sap flow in a northern hardwood forest. *Tree Physiol.* **25**, 31–38.

Brady, N.C. and Weil, R.R. 2002. *The nature and properties of soils*, 13 ed, Upper Saddle River, New Jersey, Prentice Hall, p. 960.

Cermak, J., Huzulak, J., and Penka, M. 1980. Water potential and sap flow rate in adult trees with moist and dry soil as used for the assessment of root system depth. *Biol. Plant* **22**, 34–41.

Cienciala, E. and Lindroth, A. 1995. Gas-exchange and sap flow measurements of *Salix viminalis* trees in short-rotation forest. *Trees* **9**, 289–294.

Crow, P. and Houston, T.J. 2004. The influence of soil and coppice cycle on the rooting habit of short rotation poplar and willow coppice. *Biomass Bioenergy* **26**, 497–505.

Dwyer, S.F. 1998. *Construction costs of six landfill cover designs*, SAND98-1988, Sandia National Laboratories. Albuquerque, NM, p. 9.

Grip, H., Halldin, S., and Lindroth, A. 1989. Water use by intensively cultivated willow using estimated stomatal parameter values. *Hydrol Processes* **3**, 51–63.

Hall, R.L., Allen, S.J., Rosier, P.T.W., and Hopkins, R. 1998. Transpiration from coppiced poplar and willow measured using sap-flow methods. *Agr. for Meteorol.* **90**, 275–290.

Hauser, V.L. and Gimon, D.M. 2001. *Vegetated landfill covers and phytostabilization-the potential for evapotranspiration-based remediation at air force bases*. Brooks AFB, TX, Air Force Center for Environmental Excellence. San Antonio, TX, p. 26.

Hydrogeologic assessment of the Allied Waste Beds in the Syracuse Area. Blasland, Bouck, and Lee Engineers, Syracuse, NY, p. 150.

Labrecque, M. and Teodorescu, T.I. 2005. Field performance and biomass production of 12 willow and poplar clones in short-rotation coppice in southern Quebec (Canada). *Biomass Bioenergy* **29**, 1–9.

Licht, L.A. and Isebrands, J.G. 2005. Linking phytoremediation pollutants to biomass economic opportunities. *Biomass Bioenergy* **28**, 203–218.

Lindroth, A. 1993. Aerodynamic and canopy resistance of short-rotation forest in relation to leaf area index and climate. *Boundary-Layer Meteorol.* **66**, 265–279.

McCracken, A.R. and Dawson, W.M. 2003. Rust disease (*Melampsora epitea*) of willow (*Salix spp*.) grown as short rotation coppice (SRC) in inter- and intra-species mixtures. *Annals Applied Biol*. **143**, 381–393.

McNaughton, K.G. and Jarvis, P.G. 1983. Effects of vegetation on transpiration and evaporation. In *Water deficits and plant growth. Additional woody crop plants*, Vol. VII, pp. 1–47. (Kozlowski, T.T., Ed.). New York, Academic Press.

Michalenko, E.M. 1991. *Pedogenesis and invertebrate microcommunity succession in immature soils originating from chlor-alkali wastes*, p. 47. Syracuse, NY, Faculty of Environmental and Forest Biology, State University of New York, College of Environmental Science and Forestry.

NOAA. 2000. *Climatography of the united states no. 81 monthly station normals of temperature, precipitation, and heating and cooling degree days 1971–2000*. Asheville, NC, NOAA.

Persson, G. 1995. Willow stand evapotranspiration simulated for Swedish soils. *Agric. Water Management* **28**(4), 271–293.

Persson, G. and Lindroth, A. 1994. Simulating evaporation from short-rotation forest: Variations within and between seasons. *J. Hydrol.* **156**, 21–45.

Preston, G.M. and McBride, R.A. 2004. Assessing the use of poplar tree systems as a landfill evapotranspiration barrier with the SHAW model. *Waste Management Res.* **22**, 291–305.

Sakuratani, T. 1981. A heat balance method for measuring water flux in the stem of intact plants. *J. Agri. Meteorol.* **37**(1), 9–17.

Shuttleworth, W.J. 1993. Evaporation. In: *Handbook of Hydrology*, Volume 1, pp. 4.1–4.53. (Maidment, D.R., Ed.). New York, NY, McGraw-Hill, Inc.

Sokollek, V., Melchior, S., Berger, K. and Steinert, B. 2006. Achtzehn Jahre Testfelderuntersuchungen auf der Deponie Georgswerder/ Hamburg. *Deponie workshop Zittau*, Hochschuhle Zittau, Liberec. Goerlitz. 221–238.

Stehman, S. 2005. Personal communication. Syracuse, NY, USA.

Steinberg, S., VanBavel, C.H.M. and McFarland, M.J. 1989. A gauge to measure mass flow rate of sap in stems and trunks of woody plants. *J. Am. Soc. Hortic. Sci.* **114**, 466–472.

Stephens, W., Hess, T., and Knox, J. 2001. *Review of the effects of energy crops on hydrology*, Bedford, UK, Institute of Water and Environment, Cranfield University Silsoe.

Suter II, G.W., Luxmoore, R.J., and Smith, E.D. 1993. Compacted soil barriers at abandoned landfill sites are likely to fail in the long term. *J. Environ. Qual.* **22**, 217.

Tharakan, P. 1999. *Clonal performance evaluation and production physiology of willow and poplar bioenergy crops*, p. 196. Syracuse, NY, Faculty of Forestry, State University of New York, College of Environmental Science and Forestry.

Tharakan, P.J., Robison, D.J., Abrahamson, L.P., and Nowak, C.A. 2001. Multivariate approach for integrated evaluation of clonal biomass production potential. *Biomass Bioenergy* **21**, 237–247.

Tharakan, P.J., Volk, T.A., Nowak, C.A., and Abrahamson, L.P. 2005. Morphological traits of 30 willow clones and their relationship to biomass production. *Can. J. Forest Res.* **35**, 421–431.

United Nations Educational, Scientific and Cultural Organization. 1979. Map of the world distribution of arid regions. Accompanied by explanatory note. MAB Tech. Notes no. 7. UNESCO, Paris, p. 374.

VanBavel, M.G. 2000. Flow32^{tm} windows based sap flow monitoring system installation and operation manual, p. 155. Houston, TX, Dynamax Inc.

Verwijst, T. 1993. Influence of the pathogen *melampsora epitea* on intraspecific competition in a mixture of *Salix viminalis* clones. *J. Vegetation Sci.* **4**, 717–722.

Downloaded By: [University of Aberdeen] At: 13:47 4 November 2009

Volk, T.A. 2002. *Alternative methods of site preparation and coppice management during the establishment of short-rotation woody crops*, p. 484. Syracuse, NY, Faculty of Forest and Natural Resources Management, State University New York, College of Environmental Science and Forestry.

Vose, J.M., Harvey, G.J., Elliott, K.J. and Clinton, B.D. 2003. Measuring and modeling tree and stand-level transpiration. In: *Phytoremediation transformation and control of contaminants*, Volume 1 pp. 263–282 (McCutcheon, S.C. and Schnoor, J.L., Eds.). Hoboken, NJ, Wiley-Interscience, Inc.

Vose, J.M., Swank, W.T., Harvey, G.J., Clinton, B.D., and Sobek, C. 2000. Leaf water relations and sapflow in eastern cottonwood (*Populus deltoides* bartr.) trees planted for phytoremediation of a groundwater pollutant. *Int. J. Phytoremediation* **2**, 53–73.

Zalesny, Jr., R.S., Wiese, A.H., Bauer, E.O., and Riemenschneider, D.E. 2006. Sapflow of hybrid poplar (*Populus nigra* L. × *P. Maximowiczii* A. Henry 'NM6') during phytoremediation of landfill leachate. *Biomass Bioenergy* **30**, 784–793.

Downloaded By: [University of Aberdeen] At: 13:47 4 November 2009