

HGT

PRODUCTS
RACING



High
Performance
Watercraft Specialists

2003
CATALOG



This year's catalog is filled with virtually everything you will need for your personal watercraft. From high performance parts for racing, to the widest selection of repair parts and accessories, **HOT PRODUCTS has it all.** We have expanded our selection of products and increased our inventory in order to meet the demands of dealers worldwide. All these factors combine to make **HOT PRODUCTS** a specialist in the personal watercraft industry.



With years of experience behind us, we realize the importance of having parts in stock in order to provide you, our customer, with prompt service. We realize that timing is important because people depend on you, just as you depend on us for prompt shipment of your orders.

Please call and try **HOT PRODUCTS** next time you need parts or accessories for personal watercraft. You can count on receiving the good service you deserve.

— TO CONTACT US —



ADDRESS

8949 Kenamar Drive, Building 111
San Diego, CA 92121

PHONE

1-800-762-1633 *Order Toll Free.*
1-858-566-4454



FAX

1-858-566-3625 *(International Orders)*
1-858-566-5347 *(Domestic Orders)*



HOURS

9:00am - 5:00pm
Pacific Time, Monday - Friday



E-MAIL:

scott@hotproductsusa.com
(International Orders)

ken@hotproductsusa.com
(Domestic Orders)



SERVICE

Stock orders are shipped within 24 hours. Most orders are shipped by small package carriers such as UPS. Upon your request we will ship your order next day, second day, or third day air.

We are ready to help you. Call us with your orders and questions. We will give you customized solutions.

No minimum order. Hot Products has no minimum order, however any order under \$150.00 will incur a \$7.00 service charge (the actual UPS COD fee.)

PAYMENT

C.O.D. All orders will be shipped COD unless previously arranged.

Charge. We accept payment by Visa or Mastercard.



EXPORT

The parent company of Hot Products, Exceed International Inc. has over 19 years of export experience. We have the ability to purchase from all aftermarket watercraft manufacturers. We arrange product for one easy shipment to save time and money.

Cover Photograph by Naoki Tsukada

Visit our website for our newest Hot Products

www.HotProductsUSA.com



INDEX

A	Air Filters	26, 27, 30	H	Handle Bars	98–99	Rev Limiter	82–83
	Aluminum Handle Pole	96–97		Handle Poles	96–97	Ride Plates	72–74
	Anchors	129		Handle Pole Pivot Mounts	97	Rotary Valves	21
	AP Seat Covers/Mats	104–107		Handle Pole Springs	97	Rotary Valve Shafts	21
	Aquavein	75		Hardline Numbers	115	Rule Pumps	95
	Aqua Step	111		Hardware	140–142	Seat Covers	104–105
	ATI Grips	102		Heads	32–35	Shaft Repair Parts	67
B	Back Deflector	124		Hoods	110	Silicon Couplers	52–54
	Batteries	89		Hood Seals	110	Skat Trak Impellers	61–63
	Beach House Sponsons	78		Hood System	110	Sleeves	36–39
	Beach Stands	134		Hull Insert	74	Solarez	151
	Bilge Fittings	95		Hydro Turf	108–109	Solenoids	56, 81, 86
	Bilge Pumps	95	I	Ignition Coils	80, 88	Spark Plugs	90
	Bilge Switches	94		Impellers	61–64	Spigot Mounts	14
	Black Jack Carburetors	10		Intake Grates	75–77	Splash Guards	107, 109
	Boyesen Reeds	22–23		Intake Manifolds	12–13	Sponsons	77–79
	Buoys	129	J	Jet Pilot	116–120	Starter Motors	86
	Bypass Fittings	91		Jet Dynamics Grates	77	Stator Coils	88
C	Carburetor Adapters	29		Jets	6, 8	Steering Cables	96
	Carburetor Rebuild Kit	3, 9		Jumper Cables	86	Steering Systems	98–100
	Carburetors	2, 8	K	K&N Adapters	28–29	Stiffie Numbers	114
	Carbon Fiber Hoods	110		K&N Filters	26	Stix Sponsons	79
	Carbon Tech	22		Keihin Carburetors	8–9	Switches	84, 94
	Carburetor Kit	11	L	L.A. Sleeve	34–39	Switch Holders	100
	CDI	82–83		Lanyards	126	Tachometers	85
	Charging Flywheel	87		Leg Deflectors	124	Tau Ceti Filters	27
	Clymer Repair Manuals	149		Linkages	16	TDR Water Boxes	58
	Coils	88		Lycra Shirts	119–120	Three Bond	50, 150
	Connecting Rods	42	M	Mats	105–109	Throttle Brackets	17
	Covers/Covercraft	113		Mega Power Carburetors	10	Throttle Cables	96
	Crank Bearings	43		Mikuni Carburetors	2	Throttle Drums	17
	Crank Seal Kit	41		Mikuni Parts	3–7	Throttle Levers	101
	Crankshafts	43		Moto Tassinari	24	Tie Downs	135
	Crankshaft Webs	43		Motor Mounts	31	Tools	142–148
D	Decals	122		MSD	56, 80, 81	Tow Ropes	130
	Drive Couplers	65	N	Needle & Seat	6, 9	Trailer Accessories	136–139
	Drive Bill Drain System	95		NGK Spark Plugs	90	Trim Kits	70–71
E	Enhancer	81		Nose Bushings	112	Trim Tabs	71–72
	Epoxy Putty	150		Nozzles	68–70	T-Shirts	107, 119, 121
	Exhaust Systems	60		NuJet Impellers	64	Turn Plates	98
F	Factory Fire	82		Numbers	114–115	UMI	96–101
	Factory Pipe Parts	52–53	O	Oil Injection Block Off	30	V-Flex Reeds	22
	Flow Control Valve	59		Outerwears Pre-Filter	27	V-Force Reeds	24
	Flush Kits	92	P	Pistons	36–40	Video Tapes	122
	Flywheels	87		Pop-off Gauges	3	Water Boxes	58
	Fuel Filters	18–19		Power Plenum	26, 30	Water Injections	56, 57
	Fuel Line	19		Power Valves	55	Water Line	91, 142
	Fuel Pick Up	18		Primer Kits	20	Water Strainers	91
	Fuel Pumps	15		Pro Design Heads	34–35	Water Toy & Ropes	130–131
	Fuel Tank Bibb	134		ProK Filters	27	Wesbar Trailer Acces.	136–137
	Fulton Trailer Parts	138		Prox Pistons	40	Wet Suits	116–120
G	Gas Caps	112		PTO	65	Wiseco	36–39
	Gaskets	44–51		Pump Housings	66	Worx Maxiloader	76
	Gloves	117		Pump Repair Parts	66	Wrist Pin/Bearings	41
	Goggles	123	R	R.Pot Design	70, 71, 79, 110		
	Goggle Grip	123		Racepak	85		
	Grips	102–103		Reed Spacers	25		
				Reed Stuffers	25		
				Reed Valves	22–24		
				Repair Manuals	149		



FUEL SYSTEMS
ENGINE/GASKETS
EXHAUST
DRIVE LINE HANDLING
ELECTRICAL
WATERLINE/BILGE
STEERING & CONTROLS
BODY
ACCESSORIES
SERVICE TOOLS/HARDWARE
CHEMICAL



MIKUNI CARBURETORS

HI-PERFORMANCE SUPER BN

Extended Shaft Without Choke Shaft



38MM

Part # **53-2050**
Mikuni # BN38-34-8113



44MM

Part # **53-2060S**
Mikuni # BN44-40-8067



44MM

Part # **53-2060**
Mikuni # BN44-40-8052



46MM

Part # **53-2065**
Mikuni # BN46-42-8002



38MM FOR DUAL

REAR CARB

Part # **53-2073**
Mikuni # BN38-34-8076




FRONT CARB

Part # **53-2074**
Mikuni # BN38-34-8075



40MM - I-SERVICE

Part # **53-2085**
Mikuni # BN40I-38-26
MAG-SIDE



Part # **53-2090**
Mikuni # BN40I-38-27
PTO-SIDE

Sea Doo 720 GTI, GTS, GS, '98
800 GTX, GSX, '96-'98
800 SPX, 97-98
800 XP, '95-98
951 GSX LTD, '97

OEM REPLACEMENT SUPER BN

Regular Shaft With Choke Shaft




44MM

Part # **53-2062**
Mikuni # BN44-40-43
Yamaha Superjet,
Wave Blaster,
Tigershark




44MM - I-SERIES

Part # **53-2080**
Mikuni # BN40I-38-24
Sea Doo 720,
GTI, GTS, GS,
GSI, '97



44MM - I-SERIES

Part # **53-2072**
Mikuni # BN40I-38-II
Sea Doo 720
XP '95 PTO



46MM - I-SERIES

Part # **53-2095**
Mikuni # BN46I-42-B4
Sea Doo 951
GSX, GTX, XP-LTD, '98

FUEL SYSTEMS

ENGINE/GASKETS

EXHAUST

DRIVE LINE HANDLING

ELECTRICAL

WATERLINE/BILGE

STEERING & CONTROLS

BODY

SERVICE TOOLS ACCESSORIES /HARDWARE

CHEMICAL



MIKUNI SUPER BN SPECIFICATIONS

Hot Part No.	Carb.	Low Speed Jet	High Speed Jet	Needle Valve	Arm Spring (grams)	Low Speed Adjuster	High Speed Adjuster	Choke or Primer	Color
53-2050	BN38-34-8113	65	107.5	2.0	115 gr.	1.0	1.5	Primer	Silver
53-2060	BN44-40-8052	100	125	2.3	65 gr.	1.0	1.5	Primer	Black
53-2060S	BN44-40-8067	120	140	2.5	80 gr.	1.0	1.5	Primer	Silver
53-2065	BN46-42-8002	120	150	2.5	80 gr.	1.0	1.5	Primer	Silver
53-2062	BN44-40-43	120	115	1.5	115 gr.	1.0	.75	Choke	Black
53-2072	BN40I-38-II							Choke	Black
53-2073	BN38-34-8076	65	107.5	2.0	115 gr.			Primer	Black
53-2074	BN38-34-8075	65	107.5	2.0	115 gr.			Primer	Black
53-2080	BN40I-38-24	70	167.5	1.5	95 gr.	1.25	closed	Choke	Black
53-2085	BN40I-38-26	67.5	140	1.5	95 gr.	1.25	closed	Choke	Black
53-2090	BN40I-38-27	67.5	142.5	1.5	95 gr.	1.25	closed	Choke	Black
53-2095	BN46I-42-B4	77.5	162.5	2.0	95 gr.	1.25	closed	Choke	Black



MIKUNI GENUINE CARBURETOR REBUILD KITS

Kits include all necessary gaskets, diaphragms, and hardware required to disassemble and rebuild Mikuni carburetor.

Mikuni	Pump Cover	Part No.
BN38/44mm	Round	53-2110
Super BN38/44/46mm, I Series 38/40	Square	53-2114
I Series 46mm	Square	53-2115



SUPER BN MANUAL

For the watercraft tuner working with Super BN series carburetors.

Description	Part No.
Mikuni Manual	53-9999

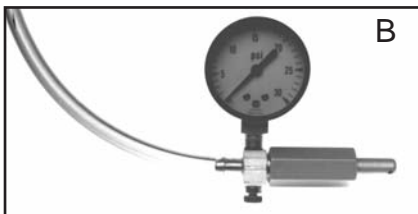


A



POP-OFF GAUGE

For Accurate adjustment of pop off pressure levels.



B

Description	Part No.
A Mikuni Gauge	
30 Lbs.	53-9996
60 Lbs.	53-9996-60
100 Lbs.	53-9996-100
B Aftermarket Thumb Operated Gauge	53-9995

MIKUNI POCKET TUNER

A handy pocket-size slide calculator which can be used to determine required jetting changes in Mikuni carburetors due to ambient temperature, altitude or both.

Description	Part No.
Mikuni Pocket Tuner	53-9988



MIKUNI TOOL KIT

This handy little kit contains all the tools necessary to make jetting change, perform normal maintenance as well as disassemble and rebuild any Mikuni carburetor.

Description	Part No.
Mikuni Tool Kit	53-9989

FUEL SYSTEMS

ENGINE/GASKETS

EXHAUST

DRIVE LINE HANDLING

ELECTRICAL

WATERLINE/BILGE

STEERING & CONTROLS

BODY

ACCESSORIES

SERVICE TOOLS/HARDWARE

CHEMICAL



SUPER BN 44/46

MIKUNI GENUINE PARTS SUPER BN38 / BN44 / BN46

Diagram No.	Description	Mikuni Part No.
1.	Gasket Pump (2)	BN38/547
1a.	O-Ring*	616-72001
2.	Diaphragm, Pump (Clear)	BN34/97
3.	Check Valve (2) (Clear)	BN34/124
4.	Grommet, Check Valve (2)	BN34/125
5.	Diaphragm, Damper (large hole)**	BN34/100
5a.	Diaphragm, Damper (small hole)*	BN34/129
6.	Gasket, Damper**	BN34/101
6a.	O-Ring*	616-92007
7.	Filter	BN44/146
8.	O-Ring, Hi Speed	B30/305
9.	O-Ring, Low Speed	MD12/16
11.	Gasket Valve Body	BN34/123
12.	Check Valve (Clear)	BN34/107
14.	Pin, Arm	VM30/97
15.	Arm (Stainless)	BN38/534
16.	Diaphragm Assembly	BN44/145
18.	Cover Pump	BN34/95B
19a.	Body Assembly Pump* (Must use w/O-Ring 1A)	BN34/128
20.	Stop Screw, Idle**	BN44/109
20a.	Stop Screw, Idle*	BN34/82
21.	Washer (Aluminum - Same as #26)	BN38/39
22.	Spring, Idle**	BN38/341
22a.	Spring, Idle (Same as #25)*	BN38/344
24.	Adjuster, Hi Speed (with Cross Bar)	604-25017
25.	Spring, Hi Speed (Same as #22a)	BN38/344
26.	Washer, Hi Speed (Aluminum - Same as #21)	BN38/39
27.	Washer, Low Speed (Aluminum)	BN38/172
28.	Spring, Low Speed	BN38/343
29a.	Adjuster, Low Speed (with Cross Bar) 38mm	BN38/477
29b.	Adjuster, Low Speed (with Cross Bar) 44mm	BN38/166
33.	Plate, N.V. Retainer	BN34/117-GG
34.	Screw with washer	CW2-0307-G
35.	Low Jet, 30-160 in increments of 5	N100.606-SIZE
36.	Main Jet, 30-260 in increments of 5	N102.221-SIZE
37.	Screw	BV15/121-05
38.	Plate, Valve	BN34.108-GG
39.	Valve Body Assembly	BN44/165
40.	Screw (2 pcs)	C5-0414-G
41.	Screw	C6-0308-G
42.	Cover (Stainless)	BN44/147

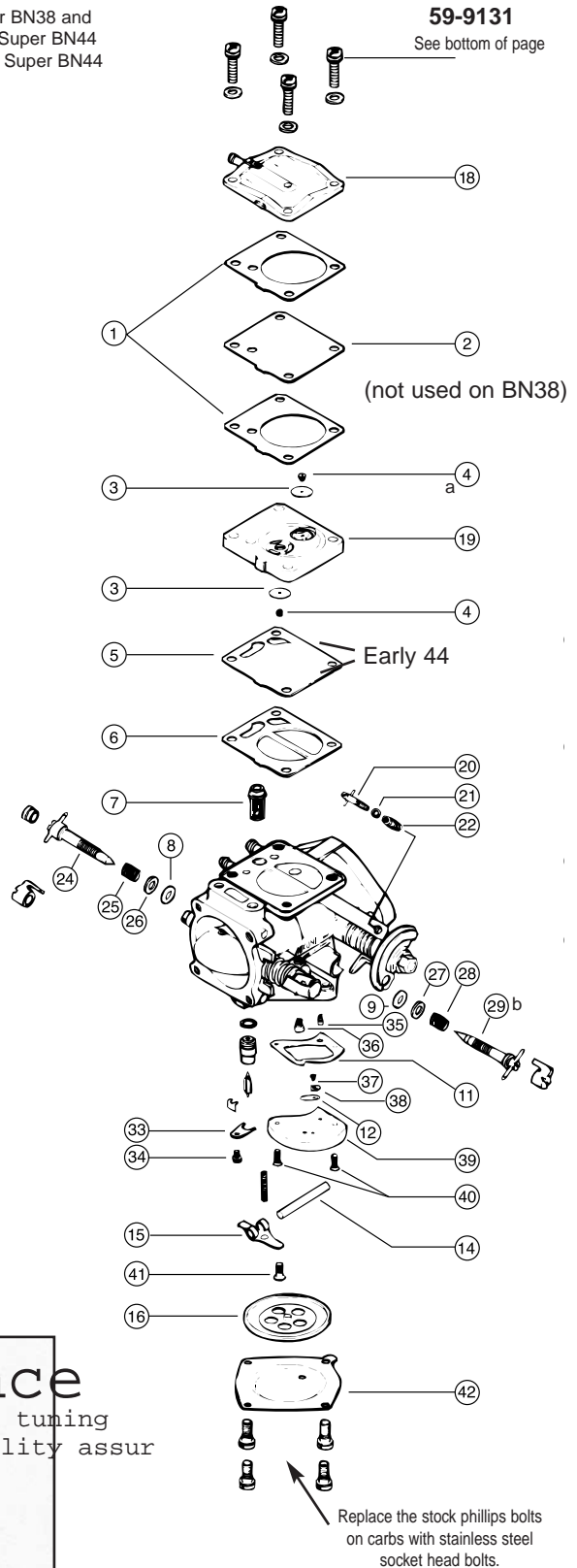
* Super BN38 and Late Super BN44
** Early Super BN44

* Super BN38 and Late Super BN44
** Early Super BN44

Socket Bolt Kit

59-9131

See bottom of page



Tune with Confidence

Genuine Mikuni Jets provide accurate carburetor tuning results that you can count on. Look for the quality assurance mark on the face of every jet. Accept no substitutes.




Mikuni American Corporation



CARBURETOR SOCKET BOLT KIT

Description	Part No.
Mikuni SuperBN	59-9131



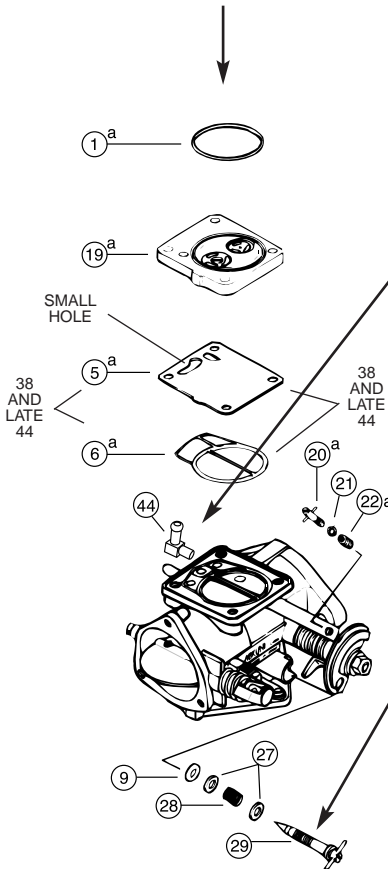
THROTTLE VALVE KIT

Description	Part No.	Mikuni Part No.
Throttle valve kit for 44mm	45	MK-BN/044 TV
Throttle valve kit for 46mm	46	MK-BN/046 TV
Throttle valve kit for 38mm	47	MK-BN/038 TV

THROTTLE SHAFTS AND VALVES

Description	Part No.	Mikuni Part No.
A. Super BN 44-46mm Throttle Shaft (Extended)	THS-4446	703-89004
B. Super BN 44mm #120 Throttle Valve	V44-120	BN44/06-120
B. Super BN 44mm #130 Throttle Valve	V44-130	BN44/06-130
B. Super BN 44mm #135 Throttle Valve	V44-135	BN44/106-135
B. Super BN 44mm #120 Throttle Valve	V46-120	818-46009-120
C. Super BN 38/44/46mm Throttle Shaft Seal	THSS	N167.126
D. Super BN 38/44/46mm Throttle Shaft Clip (Standard)	THSC	BN38/566
D. Super BN 38/44/46mm Throttle Shaft Clip (Heavy Duty)	THSCHD	MK-BN/005
E. Super BN 38/44/46mm Throttle Shaft Washer (Nylon)	THSW	N114.077
F. Super BN 38/44/46mm Throttle Shaft Bushing	49	BN38/569
Super BN 38/44/46mm Throttle Shaft Screw	THVS	

Super BN 38
Also used in late style Super BN 44



90° FUEL INLET FITTING (PRESS IN)


Description	Diag. #	Part No.
90° Fuel Inlet Fitting	44	DF44-2/70



ADJUSTER WITH CROSS BAR


Description	Diag. #	Part No.
High Speed 38/44	24	BN44/167
Low Speed 38	29a	BN38/477
Low Speed 44	29b	BN38/166

(Does not fit Yam OEM 44mm carb)



DIAPHRAGM AND FILTER

Description	Diag. #	Part No.
G. Diaphragm Assembly	16.	BN44/145
H. Super BN Filter	7.	BN44/146



ULTIMATE CARB GASKETS

Thick "Green" gaskets.

Mikuni	Part No.
38mm	9230
40mm "I" Series	9235
44mm	9240
46mm	9250
48mm	9252
50mm "I" Series	9257

FUEL SYSTEMS
 ENGINE/GASKETS
 EXHAUST
 DRIVE LINE HANDLING
 ELECTRICAL
 WATERLINE/ & CONTROLS
 STEERING
 BODY
 ACCESSORIES
 SERVICE TOOLS
 HARDWARE
 CHEMICAL



PARTS STAMPING This marking on a jetting part is your quality assurance guarantee it is a genuine Mikuni component. **DO NOT ACCEPT SUBSTITUTES.**



CARBURETOR JETS


Mikuni Low Jets
P/# (N100.606-size)

Size:	30	95
	32.5	97.5
	35	100
	37.5	102.5
	40	105
	42.5	107.5
	45	110
	47.5	112.5
	50	115
	52.5	117.5
	55	120
	57.5	122.5
	60	125
	62.5	127.5
	65	130
	67.5	132.5
	70	135
	72.5	137.5
	75	140
	77.5	142.5
	80	145
	82.5	147.5
	85	150
	87.5	155
	90	160
	92.5	

CARBURETOR JETS

Mikuni Main Jets
P/# (N102.221-size)

Size:	30	95	160
	32.5	97.5	162.5
	35	100	165
	37.5	102.5	167.5
	40	105	170
	42.5	107.5	172.5
	45	110	175
	47.5	112.5	177.5
	50	115	180
	52.5	117.5	182.5
	55	120	185
	57.5	122.5	187.5
	60	125	190
	62.5	127.5	192.5
	65	130	195
	67.5	132.5	200
	70	135	205
	72.5	137.5	210
	75	140	215
	77.5	142.5	220
	80	145	225
	82.5	147.5	230
	85	150	240
	87.5	152.5	
	90	155	
	92.5	157.5	



GENUINE MIKUNI CARB COMPARTMENT KIT

Description	Part No.
Dealer Compartment Kit	53-2120
Compartment only	53-2122

Dealer Compartment Kit consists of:
4 Each of Needle and Seat 1.5/2.0/2.3/2.5
4 Each of Arm Spring 65/80/95/115gm
5 Each of Low Jets 67.5/70/72.5/75/77.5
 87.5/90/92.5/95/97.5/100/102.5/105/107.5/110
5 Each of Main Jets 105/110/115/120/125
 130/135/140/145/150/155/160

OLD TYPE NEEDLES & SEATS

— Screw in Type —



ROUND PUMP STANDARD BN
Old Type, Standard Tip

Description	Part No.	Mikuni No.
1.5	53-2500	VM26/26-1.5
2.0	53-2501	VM26/26-2.0
2.3	53-2502	VM26/26-2.3
2.5	53-2503	VM26/26-2.5
2.8	53-2504	VM26/26-2.8

NEW TYPE NEEDLES & SEATS

— Push in Type —




SQUARE PUMP SUPER BN (NEW TYPE)

VITON TIP

Description	Part No.	Mikuni No.
1.2	—	—
1.5	53-2600	786-35015-1.5
1.8	53-2608	786-35015-1.8
2.0	53-2601	786-35015-2.0
2.3	53-2602	786-35015-2.3
2.5	53-2603	786-35015-2.5

STANDARD METAL TIP

Description	Part No.	Mikuni No.
1.2	53-2599	786-35018-1.2
1.5	53-2598	786-35018-1.5
1.8	53-2597	786-35018-1.8
2.0	53-2596	786-35018-2.0
2.3	53-2595	786-35018-2.3
2.5	53-2594	786-35018-2.5



MIKUNI ARM SPRINGS

Description	Part No.	Mikuni No.
65gm	53-2614	730-03030
80gm	53-2613	730-03033
95gm	53-2612	730-03027-T
115gm	53-2611	730-03027

POP-OFF PRESSURE CHART

Part. No.	53-2611	53-2612	53-2613	53-2614
Arm Springs	115 grams	95 grams	80 grams	65 grams
Needle Valve Size	1.5	55 p.s.i.	43 p.s.i.	38 p.s.i.
	2.0	32 p.s.i.	25 p.s.i.	21 p.s.i.
	2.3	22 p.s.i.	20 p.s.i.	17 p.s.i.
	2.5	19 p.s.i.	17 p.s.i.	14 p.s.i.
Color	Gold	Dull Silver	Black	Shiny Silver

FUEL SYSTEMS
 ENGINE/GASKETS
 EXHAUST
 DRIVE LINE HANDLING
 ELECTRICAL
 WATERLINE/BILGE
 STEERING & CONTROLS
 BODY
 SERVICE TOOLS/ACCESSORIES/HARDWARE
 CHEMICAL

MIKUNI GENUINE PARTS SUPER BN 46 "I"

Diagram No.	Description	Mikuni Part No.
4.	Grommet, Check Valve (2)	BN34/125
7.	Filter	BN44/146
8.	O-Ring, Hi Speed (2)	BN30/305
9.	O-Ring, Low Speed (2)	MD12/16
11.	Gasket Valve Body	BN34/123
12.	Check Valve (Clear)	BN34/107
14.	Pin, Arm	VM30/97
15.	Arm (Stainless)	BN38/534
16.	Diaphragm Assembly	BN44/145
61.	Gasket, Pump	BN46I/13
62.	Diaphragm, Pump (Clear)	BN46I/14
63.	O-Ring	616-73002
64.	Check Valve (2)	BN46I/11
66.	Diaphragm, Damper	BN46I/34
67.	Diaphragm, Damper (clear)	BN46I/15
68.	O-Ring	616-73003
69.	O-Ring, Needle Valve	KV/10

53-2115 BN46 I Rebuild Kit

21.	Washer, Aluminum (3)	BN38/39
25.	Spring (2)	BN38/344
27.	Washer, Aluminum (2)	BN38/172
28.	Spring, Low Speed	BN38/343
29b.	Adjuster, Low Speed	BN38/166
33.	Plate, Needle Valve Retainer	BN34/177-GG
34.	Screw with Washer	CW2-0307-G
37.	Screw	BV15/21-05
38.	Plate, Valve	BN34/108-GG
39.	Valve Body Assembly	BN44/165
40.	Screw (2)	C5-0414-G
41.	Screw	C6-0308-G
42.	Cover (Stainless)	BN44/147
70.	Screw with 2 Washers (4)	BN34/120-35
73.	Stop Screw, Idle	BN38I/40
76.	Screw (4)	C25=0514
77.	Diaphragm, Acclr. Pump	BN40I/22



ADJUSTER WITH CROSS BAR

This allows simple hi-speed adjustments, which is not possible with oem screw.

For "I" series 44/46 Mikuni,
Yamaha GP800/Sea Doo 951

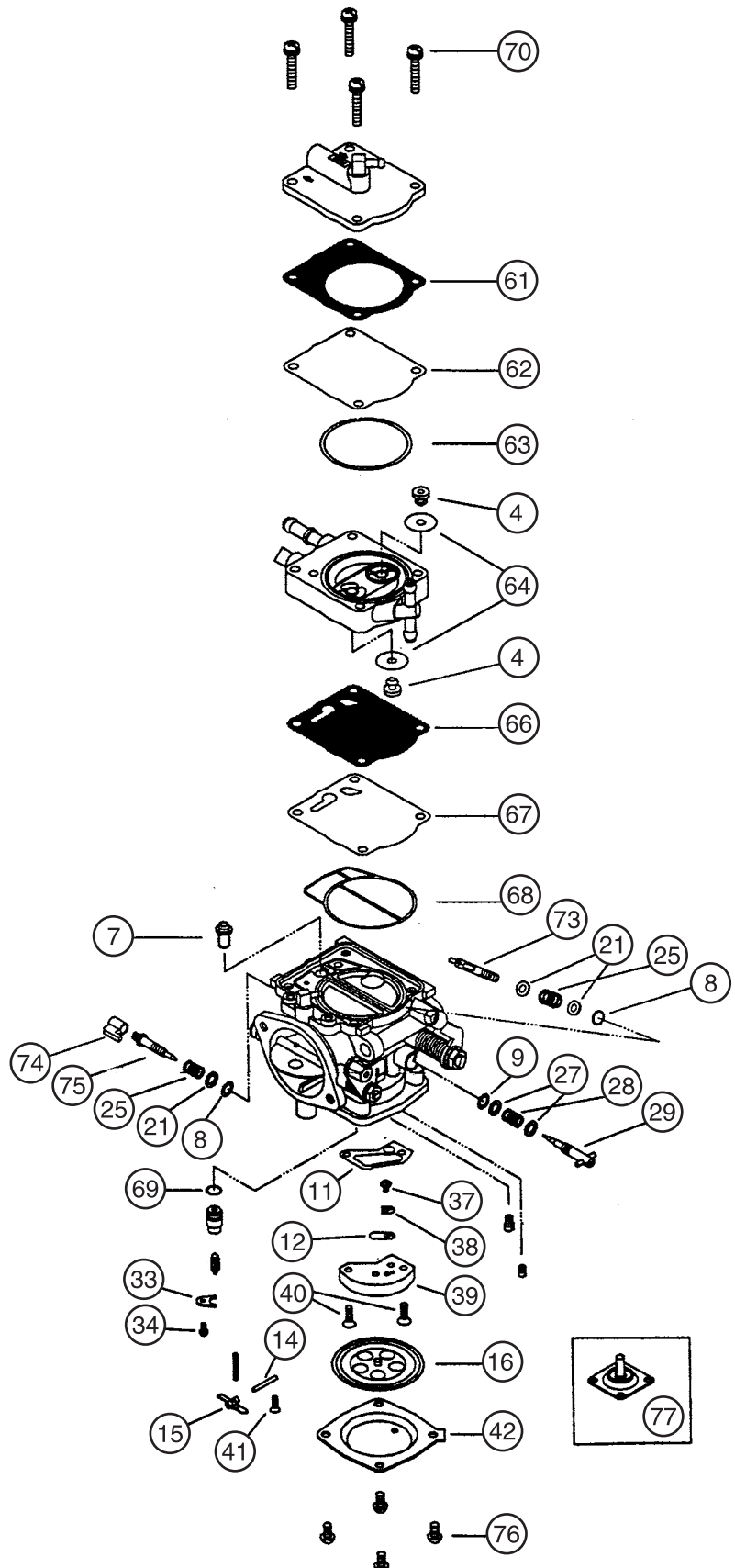
Description	Part No.
High Speed cross bar screw	SA-100

For Yamaha XL1200LTD, XLT1200,
GP1200R Mikuni Carb.


Description	Part No.
Low Speed cross bar screw	SA-200
High Speed cross bar screw	SA-300



SUPER BN 46 "I" TYPE CARB




FUEL SYSTEMS
ENGINE/GASKETS
EXHAUST
DRIVE LINE HANDLING
ELECTRICAL
WATERLINE/BILGE
STEERING & CONTROLS
BODY
ACCESSORIES
SERVICE TOOLS/HARDWARE
CHEMICAL



**KEIHIN CDK II
42mm CARBURETOR**

Main Jet #145, Low Jet #82
Needle Seat 1.6

Description	Part No.
Keihin CDK II / 42mm	53-2020



KEIHIN FUEL PUMP REBUILD KIT

Includes all parts necessary to rebuild the Keihin fuel pump. Fits Kawasaki 650SX 1986-91, 650X2 1989-91.

Description	Part No.
Fuel Pump Rebuild Kit	53-2105



**KEIHIN CDK II
OEM REPLACEMENT
CARBURETOR**

Polaris Hurricane 700
1996-97

Description	Part No.
OEM Replacement	53-2030



PROK FILTERS FOR CDCV


Specially designed to fit stock Kawasaki CDCV Carbs without adapters.

Description	Part No.
ProK Filters for Kawasaki CDCV	006-587

CARBURETOR JETS

Keihin Low Jets		Keihin Main Jets	Keihin Main Jets	
P/# (N424-35-size)		P/# (N424-27-size)	P/# (N424-36-size)	
40	85	150	100	150
42	88	155	102	152
45	90	160	105	155
48	92	165	108	158
50	95	170	110	160
52	98	175	112	162
55	100	180	115	165
58	102	185	118	168
60	105	190	120	170
62	108	195	122	172
65	110	200	125	175
68	112	(for CDCV)	128	178
70	115		130	180
72	118		132	182
75	120		135	185
78			138	190
80			140	195
82			142	200
			145	
			148	

When ordering specify type and size.
Part number is not necessary



**KEIHIN CARB MIXTURE
ADJUSTMENT KNOBS**

Billet aluminum, knurled outer, anodized knobs with index reference mark fit on the existing adjustment screws of Keihin 38/40mm carbs to make mixture adjustment easy.

Description	Part No.
Carburetor Adjustment Knobs Fits 38/40mm OEM Type only (does not fit 42mm)	53-9993



CARB SCREW ADJUSTING TOOL

A special 90-degree screwdriver, designed to adjust carburetors of triple-cylinder watercraft.

Description	Part No.
Carb Screw Adjusting Tool	53-9994

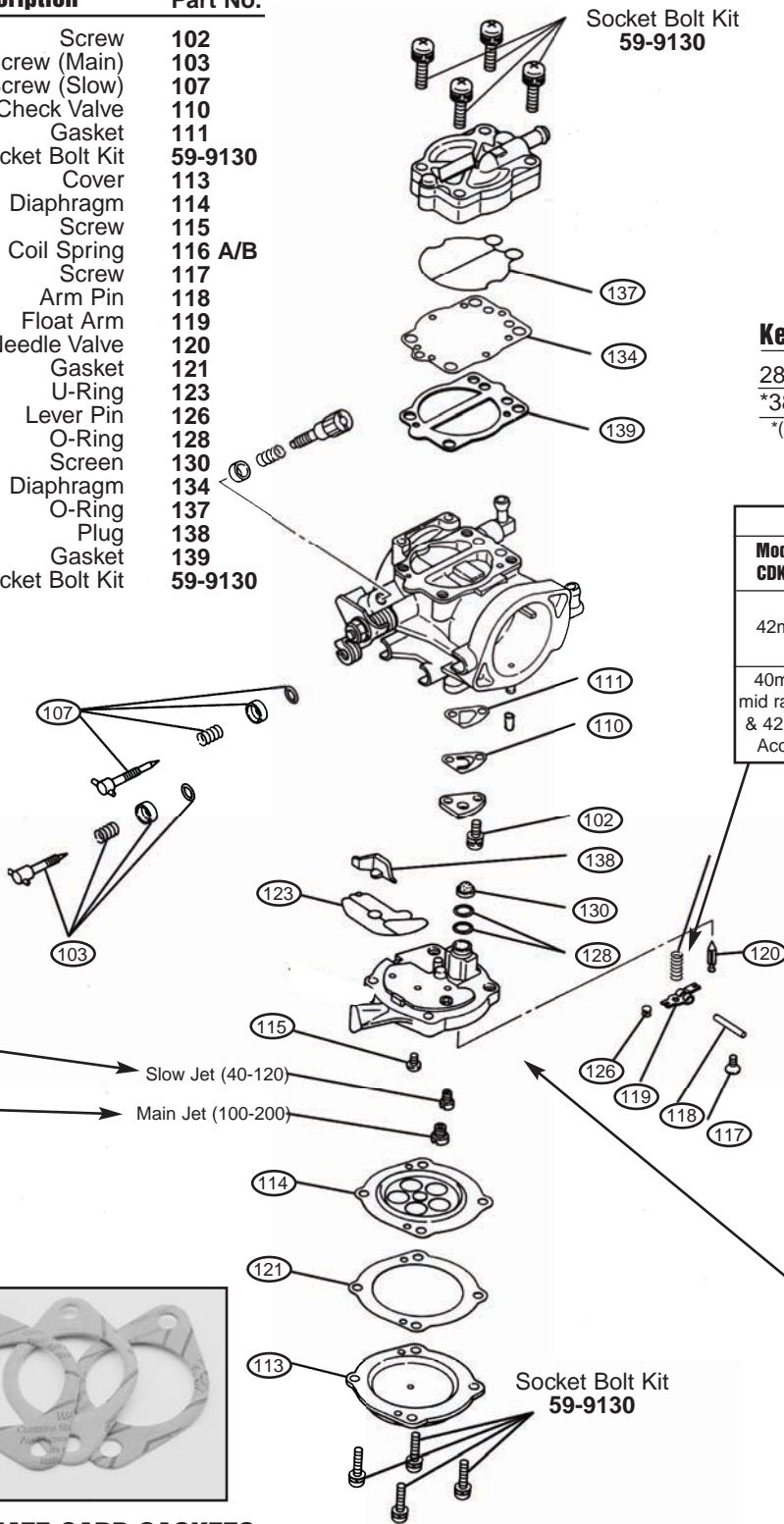
GENUINE KEIHIN CARBURETOR PARTS



CARBURETOR REBUILD KIT

Keihin	Part No.
28mm OEM Type	53-2100
*38/40mm OEM Type & 42mm CDKII	53-2103
*(Polaris SL 700/900/1050, SLT1050, Hurricane, Kawasaki 750/900/1100, 42mm CDKII & W/Pump)	

Description	Part No.
Screw	102
Adjust Screw (Main)	103
Adjust Screw (Slow)	107
Check Valve	110
Gasket	111
Socket Bolt Kit	59-9130
Cover	113
Diaphragm	114
Screw	115
Coil Spring	116 A/B
Screw	117
Arm Pin	118
Float Arm	119
Needle Valve	120
Gasket	121
U-Ring	123
Lever Pin	126
O-Ring	128
Screen	130
Diaphragm	134
O-Ring	137
Plug	138
Gasket	139
Socket Bolt Kit	59-9130



POP-OFF PRESSURE CHART						
Model CDK II	Spring Force	Spring Length	Part Number	Needle	Valve	Size
42mm	70gr.(std)	11mm	116B	24psi	21psi	18psi
	40gr.	9.17mm	116A	15psi	13psi	11psi
40mm mid range & 42mm Accp.	70gr.(std)	8.7mm	116D	N/A	N/A	N/A
	40gr.	7.4mm	116C	N/A	N/A	N/A

KEIHIN COIL SPRINGS


Description	Part No.
42mm 40 grm 1290-966-2000	116A
42mm 70 grm 1290-947-2000	116B
40mm 40 grm 1290-992-200	116C
40mm 70 grm 1290-961-200	116D



ULTIMATE CARB GASKETS

Thick "Green" gaskets.

Keihin	Part No.
38mm	9200
40mm	9205
42mm	9220




KEIHIN METERING BLOCK ASSEMBLIES

Large high flow needle valve seat assembly.

Description	Part No.
1.8mm	53-2607
2.0mm	53-2609



FUEL SYSTEMS
ENGINE/GASKETS
EXHAUST
DRIVE LINE HANDLING
ELECTRICAL
WATERLINE/BILGE
& CONTROLS
STEERING
BODY
ACCESSORIES
SERVICE TOOLS
/HARDWARE
CHEMICAL



MEGA POWER II FREE STYLE CARBURETORS HIGH VELOCITY 48

This carburetor is designed specially for free style in single and dual application. The high velocity effect of the venturi allows you to use high pop off pressure and low size jetting for crisp throttle response with no hesitation. (*This carburetor set the pop off pressure at 34 psi to have clean throttle response. With the pop off that high, it is not capable of high RPM fuel delivery required for closed course racing.)

Description	Part No.
48/44mm Single	53-2081
48/44mm Dual	53-2091


BLACK CARBURETORS JACK



BLACKJACK HIGH FLOW PERFORMANCE CARBURETORS

The BlackJack Carburetor is a high flow performance carburetor designed to be user friendly. It uses a proven annular discharge design with modified internal circuits. BlackJack Carburetors are easy to tune and don't load up, even under extreme conditions. And BlackJack Carburetors product instant throttle response with more bottom end power, better mid-range acceleration, and unmatched top end.

Description	Part No.
44mm BlackJack	53-2092
46mm BlackJack	53-2093
48mm BlackJack	53-2094



RIVA YAMAHA RACING CARBURETOR WITH POWER BOMB FUEL ATOMIZER

Riva Yamaha new racing carburetors feature a short press fit air bell that tapers from a massive 70mm to either a true 48mm or 46mm throttle plate. Starting with proven Mikuni Super-BN carburetors, each one is hand assembled with top shelf components. At the heart of carburetor is Riva's exclusive "Power Bomb" fuel atomizer, providing peak performance under all conditions. Hesitation and bogging are eliminated while delivering explosive acceleration and extreme top speed. Available individually with flange mount or spigot mount.

Description	Part No.
46mm Flange Mount	RY1200-R-46F
46mm Spigot Mount	RY1200-R-46S
48mm Flange Mount	RY1200-R-48F
48mm Spigot Mount	RY1200-R-48S

FUEL
SYSTEMS

ENGINE/
GASKETS

EXHAUST

DRIVE LINE
HANDLING

ELECTRICAL

WATERLINE/
BILGE

STEERING
& CONTROLS

BODY

ACCESSORIES

SERVICE TOOLS
/HARDWARE

CHEMICAL



HOT PRODUCTS CARBURETOR KITS

DUAL CARBURETOR SYSTEMS AND TRIPLE CARBURETOR SYSTEMS

Sea Doo	Carb	Flame Arrestor	Part No.
720	Mikuni 44mm	K&N	53-0915
720	Mikuni 46mm	K&N	53-0916
800	Mikuni 44mm	K&N	53-0925
800	Mikuni 46mm	K&N	53-0926

720 Kits also fit 650 & 580 Engines. Please specify for proper jetting.

Yamaha	Carb	Flame Arrestor	Part No.
701 W/Rdr / 760 (62T)	Mikuni 44mm	K&N	53-0975
701 W/Rdr / 760 (62T)	Mikuni 46mm	K&N	53-0974
1100 / 1200	Mikuni 44mm	K&N	53-0980
1100 / 1200	Mikuni 46mm	K&N	53-0992

* See page 14 for crankcase application chart

Kawasaki	Carb	Flame Arrestor	Part No.
750	Mikuni 44mm	K&N	53-0830
750	Mikuni 46mm	K&N	53-0840
900 / 1100	Mikuni 44mm	K&N	53-0880

SINGLE CARBURETOR SYSTEMS

Kawasaki	Carb	Flame Arrestor	Part No.
550 Piston Post	Mikuni 44mm	K&N	53-0251
650 SX/X2	Mikuni 44mm	K&N	53-0650
650 SX/X2	Mikuni 46mm	K&N	53-0660
750 All	Mikuni 44mm	K&N	53-0820
750 All	Mikuni 46mm	K&N	53-0825




David Sellés

2002 U.I.M. Superstock Ski Class Champion ♦ 2002 Spain Superstock Ski Class Champion

FUEL SYSTEMS
ENGINE/GASKETS
EXHAUST
DRIVE LINE HANDLING
ELECTRICAL
WATERLINE/BILGE
STEERING & CONTROLS
BODY
ACCESSORIES
SERVICE TOOLS/HARDWARE
CHEMICAL

SINGLE INTAKE MANIFOLDS



Kawasaki			Part No.
A. 650 All	Mikuni 44/46	BCW	53-0651
B. 750 All	Mikuni 44/46	R&D	53-0827



Yamaha			Part No.
701/760 (62T/64X)	Mikuni 44/46	Riva	RY126M



DUAL INTAKE MANIFOLDS



R&D SD580/650/720




R&D SDXP 800



R&D SD800 DIRECT FLOW



A NOVI SD951



ROSSIER SD951




R&D 951
* use with R&D stuffer 53-1109

Sea Doo	Carb.	Part No.	
580/650/720	Mikuni 44/46	R&D	53-0923
XP800	Mikuni & Keihin 44/46	R&D	223-8000
XP800 Direct Flow	Mikuni 44/46	R&D	223-8001
951	Mikuni 44/46	Novi	NDM9
951	Mikuni 44/46	Rossier	53-0958
951 Dominator	Mikuni 44/46	R&D	223-95001*
951	Mikuni 44/46	R&D	53-0939**

* must use with R&D M-16 Reed valve

** (must use with p/# 53-1109 R&D stuffers)



R&D 951
Dominator

FUEL SYSTEMS

ENGINE/GASKETS

EXHAUST

DRIVE LINE HANDLING

ELECTRICAL

WATERLINE/BILGE

STEERING & CONTROLS


BODY

ACCESSORIES

SERVICE TOOLS/HARDWARE

CHEMICAL

DUAL / TRIPLE INTAKE MANIFOLDS



R&D Yamaha 701 W/Raider/760 without cross




Riva Yamaha 701 Wave Raider 760




Reed cage kit is not included.

Boyesen/Full Spectrum Extream Velocity Manifold System Yamaha 701/760




Riva Yamaha 1100/1200 Triple



R&D Yamaha GP1200R Dominator



R&D Kawasaki 750



R&D Kawasaki Ultra/STX-R



JetWorks Kawasaki STX-R/Ultra 150



R&D Kawasaki 900/1100

Yamaha Crankcase Application Chart

- 6M6** 650LX, VXR, Wave Runner III Super Jet 90-93
- 61X** Pro VXR, Wave Runner III GP Super Jet 94-95, Fx-1 Wave Blaster 93-95 Raider 701 96-97
- 62T** Super Jet 96-01, Blaster II
- 64X** Wave Blaster 96-97, GP760 Raider 701/Deluxe/760 94-95 Venture 701/760, XL700/760
- 63M** Raider 1100, Venture 1100
- 65U** GP1200, XL1200, SUV1200
- 66E** GP800 Power Valve
- 66V** GP1200R, XL1200 LTD/XLT 99-01 Power Valve

Yamaha	Carb.	Reed	Part No.
701(62T)W/Rdr/760 without cross	Mikuni 44/46	R&D	222-70144
701(62T)W/Rdr/760	Mikuni 44/46	Riva	RY-124M
701(62T) W/Rdr/760	Mikuni 44/46	Mikuni	53-0973
701(62T) W/Rdr/760	Mikuni 44/46	Boyesen/Full Spectrum	Boyesen
GP800 with stuffers	44mm Stock	R&D	OEM Reed
GP800 with stuffers	Mikuni 46	R&D	OEM Reed
GP800	Mikuni 44/46	Red	OEM/V-Force
1100/1200 (63M/65U) Triple	Mikuni 44/46	Riva	RY-1288M
1100/1200 (63M/65U) Triple	Mikuni & Keihin 44/46	R&D	232-11000
GP1200R Dominator	Mikuni 44/46	R&D	232-12002
GP1200R with stuffers	Mikuni 44/46 Stock	R&D	OEM/V-Force
			232-12100

Kawasaki	Part No.
750	Mikuni 44/46 R&D 231-75144
900/1100 (Triple)	Mikuni & Keihin 44/46 R&D 231-49000
Ultra 150/STX-R	Mikuni 44/46 Spigot R&D M16 Reed 231-15000
Ultra 150/STX-R	Mikuni 46/48mm JetWorks OEM Reed 53-0887

FUEL SYSTEMS
 ENGINE/GASKETS
 EXHAUST
 DRIVE LINE HANDLING
 ELECTRICAL
 WATERLINE/BILGE
 STEERING & CONTROLS
 BODY
 ACCESSORIES SERVICE TOOLS
 CHEMICAL/HARDWARE



CARBURETOR ROTATION ADAPTER

This adapter mounts 44/46 Mikuni carburetor pumps front to back allowing consistent fuel flow to prevent hesitation during hard cornering.


Description	Part No.
Most PWC using 44/46mm Aftermarket Manifold	53-3301



KEIHIN CARBURETOR ADAPTERS FOR MIKUNI MANIFOLD

Description	Part No.
This adapter allows mounting of Keihin CDCII 38, 42 carburetor to any popular O.E. or aftermarket 44mm Mikuni intake manifold.	53-3305

Description	Part No.
This adapter is designed to mount to the Keihin CDKII 38, 42 carburetor specifically to the Kawasaki JS440/550 piston port engine.	53-3308



FREE STYLE INTAKE MANIFOLD ADAPTER

This adapter makes a Kawasaki 650 single intake manifold fit on a Yamaha 701 case. Also ideal for Rental Yamaha watercraft for easy tuning.

Description	Part No.
Yamaha 701 Free Style Intake Adapter for Mikuni 44/46	53-0652



SPIGOT MOUNT FLANGE FOR MIKUNI CARBURETOR

For easier removal and installation of carburetor for jetting and maintenance. Recommended to use with side draft manifold only.

Description	Part No.
I-VM40-200-1 (Gold Band)	P/# 48
I-VM44-200-1 For Sea Doo 951 (Black band)	P/# 53
Bolts for SD951 (8.125 thread x 70mm Bolt, 2pcs)	53-BOLT



HOT CARB HOLDER PLUGS

9/32" Sold in PK/10 pcs	53-9938
Universal plastic plug has many uses	



CARB HOLDER RUBBER PLUGS

Universal rubber plug has many uses.	11-4972
Rubber Carb Holder Plug, Pack of 5	



MIKUNI HIGH VOLUME FUEL PUMP

16 gallons per hour

Description	Part No.
Fuel Pump	53-3328
Fuel Pump Repair Kit	53-3328RP



HIGH FLOW PUMP BRACKETS

Description	Part No.
Sea Doo 800	53-3329
Sea Doo 720	53-3332
Sea Doo 800 Billet Alum.	53-3333




ALESSANDER LENZI



70 LITER/HR FUEL PUMP KIT

Remote pump application where integral pumps have been removed from carburetors. Positions pump away from engine heat and vibrations. Good for up to 135 hp engines. For all brands.

Description	Part No.
70 liter pump	FP18



VAPOR SEPARATOR TOWER

Eliminates trapped air in fuel supply and carburetors. Integral pressure relief valve eliminates loading up and bogging down upon deceleration. Don't suck air, use all your fuel! For all brands.

Description	Part No.
Vapor Separator	FVSR



FUEL PRESSURE GAUGE KIT

Absolutely necessary tool to get your set-up perfect. Eliminates guesswork and wasted time. For all brands.

Part No.	PG
----------	----



NOVI RAIL CONNECTOR (Shaft to Shaft Only)

Description	Part No.
Dual Rail Connector for 104mm	DRC-104
Dual Rail Connector for 118mm	DRC-118
Dual Rail Connector for 124mm	DRC-124



MIKUNI PUMP BLOCK OFF


Description	Part No.
Pump Block Off	53-3330

FUEL SYSTEMS
ENGINE/GASKETS
EXHAUST
DRIVE LINE HANDLING
ELECTRICAL
WATERLINE/BILGE
STEERING & CONTROLS
BODY
ACCESSORIES
SERVICE TOOLS/HARDWARE
CHEMICAL



Linkage Kit	Part No.
Keihin	53-0602
Mikuni	53-0622
OEM Carb.	53-0628

Sleeve Only	Part No.
5/8"	53-9905
3/4"	53-9906
1"	53-9916
2-3/16"	53-9917
6"	53-9918



LINKAGE INSTALLATION TOOL FOR OEM CARB.

Description	Part No.
Linkage Installation Tool	53-0434



Linkage Kit For R&D Manifolds

Descriptions	Part No.
GP800 for P/#53-0991	292-08000
XL1200LTD/GP1200R	292-12000
Ultra 150 for P/#53-0885	291-15000



NOVI COUPLER LINKAGE

Part No.	TSC
----------	-----




NOVI LINKAGE KIT

Description	Part No.
Dual parallel throttle Linkage Kit	DPTLK
Triple parallel throttle Linkage Kit	TPTLK



MIKUNI GENUINE OEM STYLE LINKAGE RODS

Description	Part No.
D. Sea Doo XP800	53-0615
E. Sea Doo 951	53-0616
F. Triple Carb Linkage Rod	53-0606




THROTTLE ARM LINKAGE & CONVERSION ARM

Description	Part No.
A. Throttle Arm (LH)	53-0611
B. Throttle Arm (Middle)	53-0612
C. Throttle Arm (RH)	53-0613



THROTTLE CABLE DRUM FOR MIKUNI



Hot Products original drum for Mikuni carburetors allows the use of any throttle cable and bracket on Mikuni carburetors. 8 positions, 18mm throw.


Description	Part No.
Hot Products Cable Drum	53-2622



PJS Drums features a center web thin enough to allow use of nut with lock washer. "D" slot match the throttle shaft for a perfect fit. 12 positions

Description	Part No.
Standard Size (20mm throw)	53-2625
Oversized (25mm throw) For Oil injection and stock carburetors of Yamaha GP/XL	53-2627


THROTTLE CABLE BRACKETS FOR MIKUNI



Diaphragm Cover Mount Throttle Cable Bracket
53-3313



Body Mount Throttle Cable Bracket
53-3310



Kawasaki / Polaris / Tigershark
53-3317




Sea Doo / Yamaha / WetJet
53-3318



MIKUNI SLOTTED CABLE DRUM FOR LINKAGE

Description	Part No.
Cable Drum	53-2628



R&D XP800 CARB SUPPORT BRACKET
Universal to fit any filters.

Description	Part No.
Carb support bracket SD XP800	293-80020



NOVI THROTTLE CABLE BRACKETS

Description	Part No.
Shaft To Shaft Set-Up	TKBSS
Parallel Set-Up	TKBPS
Ultra 150	TKB150

FUEL SYSTEMS
ENGINE/GASKETS
EXHAUST
DRIVE LINE HANDLING
ELECTRICAL
WATERLINE/BILGE
STEERING & CONTROLS
BODY
ACCESSORIES
SERVICE TOOLS
HARDWARE
CHEMICAL



RIVA TRIPLE FUEL PICKUP

Description	Part No.
A. GP1200,XL1200 98, Raider/Venture 1100 (1/4")	RY10099P
B. GP1200R,XL1200 Ltd (1/4")	RY10099P-20
GP1200R,XL1200 Ltd (3/8")	RY1009P-21



FUEL PICKUP FOR ZXI/STX-R


Provides maximum fuel flow to triple carbs.

Description	Part No.
Kawasaki ZXI/STX-R Fuel Pickup	53-9957



ADA PICKUP FOR ZXI/STX-R

Description	Part No.
Kawasaki ZXI/STX-R Fuel Pickup	KJFP



FUEL TANK FILTER

Replaces See Doo #275-500-005

Description	Part No.
Universal Fuel Tank Filter	53-9946



FUEL TANK FILTER

Replaces Yamaha #8H5-224560-00

Description	Part No.
Universal Fuel Tank Filter	006-516



ONE-WAY CHECK VALVE

One way vent valve allows fuel to travel in one direction only. 1/4" Fuel Line.

Description	Part No.
One-Way Check Valve	53-9941



RIVA HIGH VOLUME FILTER

3/8" Fuel Line.

Description	Part No.
3/8" High Volume Filter	RY-0503



2" SLIMLINE WITH BRONZE ELEMENT

Clear nylon housing and bronze 75 Micron Element. 2" length. 1/4" Fuel Line.

Description	Part No.
2" Slimline with bronze	53-9952
Display card with 20 Filters	53-9952D



3" SLIMLINE WITH POLYESTER ELEMENT

Lightweight high flow 90 Micron Polyester Element. 3" length. 1/4" Fuel Line.

Description	Part No.
3" Slimline with polyester	53-9953
Display card with 20 Filters	53-9953D



IN-LINE OIL FILTER

75 Micron Stainless Steel Element. 1.3" diameter, 1/4" Fuel Line. This filter works with fuel oils. Perfect protection for oil pumps and oil injection engines.

Description	Part No.
Stainless Steel filter	53-9943
Display card with 20 Filters	53-9943D



HIGH-CAPACITY HIGH FLOW FILTER

80 Micron Paper Element. 1.6" diameter, 1/4" Fuel Line.

Description	Part No.
High Flow Paper Filter	53-9945
Display card with 20 Filters	53-9945D



HIGH PERFORMANCE CATALYTIC FILTER

A Fuel filter made of high impact nylon. Clear burning engines, better throttle response and some increase in power and fuel efficiency.

Description	Part No.
Catalytic Filter	53-9948



FUEL LINE

Fuel line is made from a thick walled polyurethane tubing. Sold per foot. or 25 feet/pk.

Description	Part No.
Blue (1/4") per foot	53-9970
Blue (1/4") 25 feet/pk	53-9970-25
Primer Line (1/8") per foot	53-9980
Primer Line (1/8") 25 feet/pk	53-9980-25

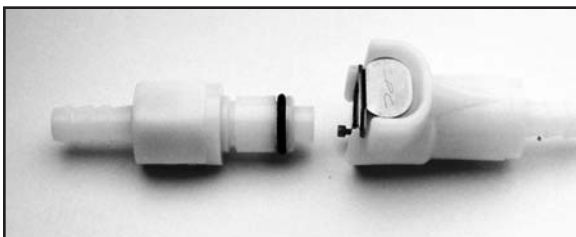


FUEL FEED AND VENT HOSE

Designed to meet fuel hose specifications of SAE J1527 and ISO 7840. The barrier construction provides the lowest permeation rating available for any marine fuel hose. Formulated to handle gasoline, diesel and alcohol blended fuels. This hose meets all the requirements of the USCG, NMMA, ABYC and is certified by IMCI for use in the European community. The 360 series is an A-1 hose that can be used in a feed or vent application. The flame resistant cover is designed for enclosed engine compartment applications.

Description	Part No.
1/4" Fuel Feed & Vent Hose 25 feet/pk.	360-014
5/16" Fuel Feed & Vent Hose 25 feet/pk.	360-056

* recommended to use with "squeeze on" clamp P#59-4017



FUEL LINE Q/D W/SHUT-OFF VALVE for 1/4" fuel line

Description	Part No.
Fuel Line Q/D w/Shut-off Valve	53-9951



SQUEEZE ON STAINLESS STEEL CLAMPS

Description	Clamp Size	Part No.
Pincer Tool		59-4015
Clamp for 1/4" Hose (10 pcs/pk)	9/16	59-4016
Clamp for 3/8" Water Line (10 pcs/pk)	11/16	59-4017
Clamp for 1/2" Water Line (10 pcs/pk)	13/16	59-4018



PRIMER KITS

A cure for hard-starting motors. Draws fuel from the fuel line to give the carburetor a blast of fuel for easy starting. Eliminates chokes and adds to battery life. A must on high-performance modified carburetors with eliminated chokes. Hot Products primers are assembled with top-quality materials and include 9 feet of primer hose to fit sit down craft. USA made top-quality plunger, brass "T" fittings, spigot, caps and zip ties.

Plunger Primer Kit	Part No.
Mikuni Primer Kit Single	53-9920
Mikuni Primer Kit Dual	53-9928
Mikuni Primer Kit Triple	53-9922
Keihin Primer Kit Single	53-9925
Keihin Primer Kit Dual	53-9929
Keihin Primer Kit Triple	53-9924



Spigot & Cap Kit



Brass T Fitting

Parts Only	Part No.
Mikuni Brass Spigot & Cap Kit	53-9921
Mikuni Brass Cap Only	53-9921A
Keihin Brass Spigot & Cap Kit	53-9926
Keihin Brass Cap Only	53-9926A
Brass T for Dual 1/8 x 1/8 x 1/8	64-0015
Brass T for Primer 1/4 x 1/4 x 1/8	64-0017
Primer Line 1/8 (Sold per foot)	53-9980


Recommended Main Jets:
 Stock Carbs for 1200 (66V) 105
 Novi Carbs for 1200 (66V) 100-120
 Novi Carbs for 701 (61X) 100-120



FUEL RETURN LINE RESTRICTOR

Designed to improve throttle response and reduce lean conditions in power band, our new Fuel Return Line Restrictor installs into fuel return line between carburetors and fuel tank, restricting fuel return rate, increasing pressure to carburetors. Precision-machined billet restrictor is threaded to accept a Mikuni Main Jet (not included) to match your application. For use with OEM and aftermarket carburetors.

Description	Part No.
Fuel Return Line Restrictor	RY12-RLR-14



PRIMER ADD ON KITS

Mikuni and Keihin primer add on kits for use with dual and triple carb kits. One add on kit needed for duals, two needed for triples. Kit includes spigot and cap, T-fitting, 6" of primer hose and Zip Ties.

Description	Part No.
Mikuni Primer Add On	53-9923
Keihin Primer Add On	53-9927



53-9915



53-9910A

Plunger Body Only

Plunger Primer Only	53-9910A
Button Primer Only	53-9915



PRESS IN NIPPLE

1/8" Straight	53-9936
1/4" Straight	53-9937




QUICK DISCONNECT RESTRICTOR

Mikuni main jets thread into the billet part of the restrictor. This kit is used on the return lines of carburetors to fine tune fuel pump pressures.


Description	Part No.
Quick Disconnect Restrictor 1/4"	QP-14

ROTARY VALVE PARTS




SEA DOO ROTARY VALVE SHAFT AND PARTS

Descriptions	OEM#	Part No.
A. Rotary Valve Shaft 580/650/720	293-837-251	010-455
B. Rotary Valve Shaft 800	290-837-351	010-457
C. Rotary Valve Shaft Gear only (14 teeth) 580/650/720/800 (89-up)	420-935-735	010-450
D. Rotary Cover O-Ring 580/650/720	293-300-023	6250
E. Rotary Cover O-Ring 800	290-831-765	6628
F. Rotary Shaft O-Ring 580/650/720/800	293-300-024	6260
G. Rotary Shaft Oil Seal 580/650/720/800	290-930-580	009-779
H. Rotary Shaft Bearing 580/650/720/800	290-932-032 290-932-797	010-225 010-226



Descriptions	OEM#	Part No.
I. Rotary Shaft Spring 580/650/720/800	290-938-810	010-453
J. Rotary Shaft Snap Ring	290-845-260	010-483
K. 580/650/720/800	290-932-032	010-482
L. Rotary Shaft C-Clips 580/650/720/800	290-845-160	010-454
M. Rotary Spring Holder 580/650/720/800	420-827-430	010-484-01
N. Rotary Bearing Washer 580/650/720/800	420-227-439	010-459
O. Rotary Shaft Barrel 580/650/720/800	290-847-282	010-484



ROTARY VALVE TIMING WHEEL

Description	Part No.
Rotary Valve Timing Wheel	012-170



ROSSIER SEA DOO ROTARY VALVE

Significantly improves bottom end throttle response and eliminates off-idle bog on all 650, 720 and 800. Increases peak horsepower by 3 on all 580 engines.


Description	Part No.
Sea Doo 580/650/720/800	53-1101



FUEL SYSTEMS
 ENGINE/GASKETS
 EXHAUST
 DRIVE LINE HANDLING
 ELECTRICAL
 WATERLINE/BILGE
 STEERING & CONTROLS
 BODY
 ACCESSORIES
 SERVICE TOOLS/HARDWARE
 CHEMICAL

SUPER V-FLEX REEDS

V-Flex Super Reeders are designed to deliver *maximum Horsepower and Torque* gains utilizing a unique, completely tunable reed system. Reed tension is easily adjustable with the variable reed tensioners allowing tunability for Stock, Limited & Modified applications



The tunable advantage allows a rider to adjust their set up for their type of engine and riding preference. By using the **shorter reed stiffener**, greater **low end response** can be delivered. This is best for the all-around rider. The **taller reed stiffener** is best suited for the highly modified motors and will deliver **good low end with greater mid-to top-speed**.

		Reed Gasket
Sea Doo	Part No.	Part No.
951 GSX-LTD, XP98LTD, GTX 98 LTD	53-1106	—
Polaris	Part No.	
700SL/SLT/Hurricane	53-5282	4317/4319
Yamaha	YAM Case #	Part No.
650 All		53-5214 2280
701 FX-1/Pro-VX/ (Super Jet & Blaster thru '95)	61X	53-5215 2290
701 Raider/Venture/ ('96 Super Jet/Blaster/)		53-5220 2830
760 '96 Raider/Venture/Blaster-II	62T/64X	
Kawasaki	Part No.	
650 All	53-5129	5860
750 SX/SXI/XI/XIR/ST/STS/ZXI/SXI PRO	53-5130	7050/7430
900/1100 ZXI	53-5150	7050/7430/7630

Carbon Tech



Sea Doo	Performance Info	Part No.
951	Better mid to top end for stock, ltd. S/S	206SS
951	High mod motor for top end only.	206HT
Polaris		Part No.
SLX785 Pro, 650. 750. 780	Best low to mid	317LT
Yamaha		Part No.
701/760 (62T)	+3HP in mid-range, for ltd. and superstock	202LT
800	Improve low to mid-range	266HT
1200	Superstock and recreational motor	338SS
1200 (Power Valve)	Better bottom end, mid-range	366HT
Kawasaki		Part No.
750	Better low and mid: stock & ltd.	238LT
750	Superstock and Ported Motors	238SS
750	High RPM/stocked or fuel injected motor	238HT
900	Better mid-range and bottom end	338LT
900	Superstock and Ported Motors	338SS
1100/Ultra 150	Better low and mid: stock & ltd.	338LT
1100/Ultra 150	Superstock and Ported Motors	338SS
1100/Ultra 150	High RPM, Stroked & High Modified Motors	338HT

Boyesen

RAD VALVES FOR YAMAHA

701(62T)/760(64X)/1100(63M)/1200(65U)	Rad Valve	Replacement Rad Reed	Rad Gasket
Stock Intake Manifold in Stock applications	RAD-131*	PRO-131	RG-131
Riva or R&D Twin or Triple Intake Manifold	RAD-131R*	PRO-131R	RG-131

701 (62T) ONLY

Use with Boyesen/Full Spectrum Extream

Velocity Manifold System P/# IM001 (page 13) RAD-131A** PRO-131SP RG-131

* Order one set per cylinder, 2 valves for twin, 3 valves for triple cylinders.

** This kit contains 2 valves for 701 cylinders.



FUEL SYSTEMS
ENGINE/GASKETS
EXHAUST
DRIVE LINE HANDLING
ELECTRICAL
WATERLINE/BILGE
STEERING & CONTROLS
BODY
ACCESSORIES
SERVICE TOOLS/HARDWARE
CHEMICAL



BOYESEN POWER REEDS

- The unique dual-petal design
- Quicker acceleration, throttle response and speed.
- Dual-flex epoxy fiber material for maximum longevity and reliability.

Yamaha	Part No.
500 All	022
650 Super Jet	023
700 Wave Raider All	024
701 FX1 (94-95)	024
701 Pro-VXR (93-94)	024
701 Super Jet (94-95)	024
Wave Blaster (93-95)	024
Wave Raider (Single Carb) (96)	024
Wave Runner III (94-97)	024
701 Super Jet (96-02)	026
Wave Blaster (96)	026
Wave Raider (94-96)	026
Wave Raider DLX (95-96)	026
Wave Runner XL (99-02)	026
Wave Venture (95-98)	026
GP760(97-00), 760 Waves All (95-99)	029
1100 All (95-97)	028
GP1200(97-99), SUV1200(99-02)	033
XL1200(98)	033

Kawasaki	Part No.
550SX (91-95)	014
650SX/X2/SC/SS/ST/TS All	012
750XS/XSI/XSI-Pro All	013
750SS/STS/XI/ZXI All	013
900ZSI(-97), STX(97-01), STS(01)	020
1100ZXI/STX/DI(96-01)	021
Ultra 130(01), Ultra 150(99-02)	021
STX-R 1200 (02)	021

Polaris	Part No.
650 All (92-95)	016
SL750(93-95), SLT750(94-95)	016
SL780(96-97), SLT780(96-97)	016
SLT780(96-97), SLX780(96)	016
SLX785 Pro (97-02)	016
700 All (-02)	013
Hurricane (96-97)	013
SL900(96-97)	030
SL1050(97), SLTX1050(96-99)	031
SLX1050(98)	031
Pro/SLX/Virage TX 1200(00-02)	031
Genesis 1200/FFI (99-01)	031

Tigershark	Part No.
640 All (93-99), 770 All (96-99)	018
900 (95-96)	019
1000 All (97-98), TS1100 (99)	019



BOYESEN PRO SERIES REEDS

- Quicker acceleration for that all important holeshot.
- Crisper mid-range allowing you to pull that extra boat length.
- Carries RPMs further past peak allowing you to run that steeper pitched impeller for increased top end.
- Easy starting and smoother idling for those dreaded no-wake zones.
- Increased life over traditional carbon fiber reeds.

Yamaha	Stock Unlimited	Hi-Performance
700 Wave Raider All	PRO-34	PRO-35
701 FX1 (94-95)	PRO-34	PRO-35
701 Pro-VXR (93-94)	PRO-34	PRO-35
701 Super Jet (94-95)	PRO-34	PRO-35
701 Super Jet (96-02)	PRO-36	PRO-37
Wave Blaster (93-95)	PRO-36	PRO-37
Wave Raider (94-96)	PRO-36	PRO-37
Wave Raider, Single Carb (96)	PRO-34	PRO-35
Wave Raider DLX	PRO-36	PRO-37
Wave Runner III (94-97)	PRO-34	PRO-35
Wave Runner XL (99-02)	PRO-36	PRO-37
Wave Venture (95-98)	PRO-36	PRO-37
GP760 (97-00)	PRO-38	PRO-39
760 Waves All (96-99)	PRO-38	PRO-39
1100 All (95-97)	PRO-40	PRO-41
GP1200(97-99)	PRO-77	PRO-78
SUV1200(99-02), XL1200(98)	PRO-77	PRO-78

Kawasaki	Stock Unlimited	Hi-Performance
750 All	PRO-24	PRO-25
900 All	PRO-76	—
1100 All (96-02)	PRO-57	—
Ultra 130(01-02)	PRO-57	—
Ultra 150/STX-R1200(99-02)	PRO-57	—

Polaris	Stock Unlimited	Hi-Performance
700 All (-02)	PRO-26	PRO-27
750 All (93-95)	PRO-28	PRO-29
780 All (98-97)	PRO-30	PRO-31
785 SLX Pro (97-02)	PRO-30	PRO-31
1050 All (96-99)	PRO-82	PRO-80
Pro/SLX/Virage TX 1200(00-02)	PRO-82	PRO-80
Genesis 1200/FFI (99-01)	PRO-82	PRO-80



FUEL SYSTEMS
ENGINE/GASKETS
EXHAUST
DRIVE LINE HANDLING
ELECTRICAL
WATERLINE/BILGE
STEERING & CONTROLS
BODY
ACCESSORIES
SERVICE TOOLS/HARDWARE
CHEMICAL



NEW V-FORCE DELTA 2



- Sold as complete system per engine.
- Replacement pedals and gasket: sold one set for each reed valve.

Sea Doo	Delta 2	Delta 2 Repl. Pedal	Delta 1 Repl. Pedal (97-99)	Repl. Gasket
GSX/GTX/XP 951*	V2W121-2	2P127-1	DP120-1	53-5001

Polaris	Delta 2	Delta 2 Repl. Pedal	Delta 1 Repl. Pedal (97-99)	Repl. Gasket
SL650,SL/SLT750				
SLX780/785 Pro	V2W131-3	2P117-1	DP110-1	53-5002
SL900/SLTX1050	V2W132-3	2P117-1	DP110-1	53-5002

Yamaha	Delta 2	Delta 2 Repl. Pedal	Delta 1 Repl. Pedal (97-99)	Repl. Gasket
All Triples	V2W140-3	2P127-1	DP120-1	53-5003
All Twins**	V2W140-2	2P127-1	DP120-1	53-5010
GPR Triples	V2W143-3	2P127-1		53-5004
GPR Twins	V2W143-2	2P127-1		53-5011

Kawasaki	Delta 2	Delta 2 Repl. Pedal	Delta 1 Repl. Pedal (97-99)	Repl. Gasket
All Triples	V2W150-3	2P127-1	DP120-1	53-5012
All Twins	V2W150-2	2P127-1	DP120-1	53-5013

*must use with P/#53-0939 R&D Manifold

**except older Blasters




Chris MacClugage
1999 National Champion
Pro Runabout 1200 and Pro Ski.



MONSTER M-16 POWER VALVE

- Instant Throttle Response
- Increased Acceleration
- Unsurpassed Performance & Reliability
- Up to 20% Gain in Horsepower
- 100% Aluminum Construction



Sea Doo	Reed Valve/Intake Manifold Kit	Reed Valve Only	OLD Repl. Pedal	NEW Repl. Pedal (double stage)	Off Shore Pedal Kit	Dominator Intake Manifold	Repl. Gaskets
951 All		263-30951	264-00951-0	263-00951	—	223-95001	6755
Yamaha							
Super Jet 96+	262-20701	262-30701	262-00001	262-00011	—	—	8024/12-0010
GP1200R	262-21200	262-31200	262-00000	262-00200	262-00035	—	3440
Kawasaki							
750/800	261-20750	261-30750	—	261-00000	—	—	7050
Ultra 150/STX-R	261-20150	261-30150	—	261-00000	—	—	7050

* Replacement pedals sold one set for each reed valve

FUEL SYSTEMS

ENGINE/GASKETS

EXHAUST

DRIVE LINE HANDLING

ELECTRICAL

WATERLINE/BILGE


STEERING & CONTROLS

BODY

ACCESSORIES

SERVICE TOOLS/HARDWARE

CHEMICAL



REED VALVE STUFFERS

R&D Reed Valve Stuffers significantly increase low-speed air velocity. This dramatically improves low/mid range throttle response and also top end performance. Exclusive internal wing design increases overall velocity through reed assembly.

- **Improves Airflow**
- **Quicker Throttle Response**
- **Easy Installation**

Sea Doo	Part No.
950 Used with R&D Manifold (P/# 53-0939)	273-95000
98GSXL/XPL/GTXL *	

*Excluded 97GSXL

Yamaha	Part No.
94-95 701 Raider / 760 Raider	272-70301
96 701 Venture, 96 Blaster / Blaster 2	
96 + Super Jet OEM Manifold	
701 R&D Manifold	272-70300
GP760 OEM Manifold	272-70302
GP 1200 OEM Manifold	272-11301
GP 1200R OEM Manifold	272-12000

Kawasaki	Part No.
750 OEM Manifold	271-75001
750 R&D Manifold	271-75000



RIVA/BOYESAN REED STUFFERS

Riva precision aluminum reed stuffers were designed to increase fuel/air velocity through the intake tract, resulting in increased throttle response and acceleration. These stuffers fit your stock reed cages and match perfectly with the original intake manifold. Will not warp or loose shape like traditional plastic stuffers. A very economical bolt-on performance modification.

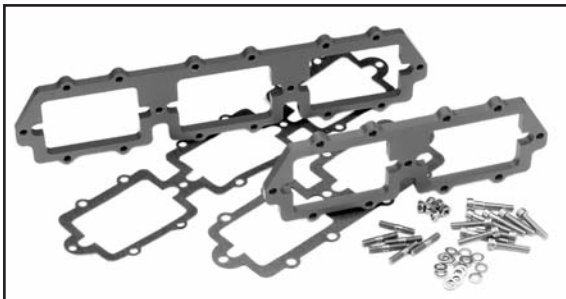
Yamaha	Part No.
1200 Powervalue (66V), 3 pcs.	RY1419
800 Powervalue (66E), 2 pcs.	RY1417
701 (62T) 2 pcs.	RY1402
1200 65U w/OE Manifold, 3 pcs. (PLASTIC)	RY1418



SEA DOO REED VALVE SPACERS

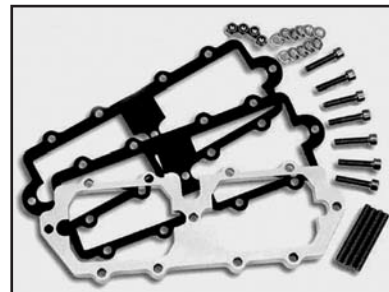
Improve low end/mid-range response, torque and horsepower.

Sea Doo	Part No.
951 All	53-5239



REED VALVE SPACER BOOSTERS

Yamaha	Part No.
701/760 (62T/64X) Case	RY124M-S
701/760 Spacer Basket	8024
1100/1200 (63M/65U) Case	RY128M-S
1100/1200 Spacer Basket	8051



REED VALVE SPACERS

Yamaha	Part No.
701/760 (62T/64X) Spacer	262-70101

Kawasaki	Part No.
750/800 Spacer	251-75010

K&N RACING FLAME ARRESTORS (without Cotton Media)

4"



Height	Top Color	Part No.
4"	Black Composite	59-2040RK
4"	Stainless Steel	59-2040R

2-1/2"



Height	Top Color	Part No.
2-1/2"	Black Composite	59-2042RK
2-1/2"	Chrome	59-2042R

1-1/2"



Height	Top Color	Part No.
1-1/2"	Chrome	59-2044R



K&N REGULAR FLAME ARRESTORS (with Cotton Media)



SINGLE 4-1/2" X 7" OVAL

Height	Part No.
2"	59-2000
3"	59-2860
3" (45 degree)	59-2010
3" (40 degree/Tapered)	59-2015



DUAL 5-1/2" X 9" OVAL

Height	Center to Center	Part No.
2"	4-1/16"	59-2830
2"	4-1/4"	59-2880
2-1/2"	4-1/16"	59-2840
2-1/2"	4-3/4"	59-2900
2-1/2"	3-13/16"	59-2910



R&D PRO-LOCK POWER PLENUM



Kawasaki		
Ultra 150 1200 cc	Stock Carbs	200-00140
Ultra 150 1200 cc	Mik/Keihin Carbs	200-00240
1200STXR	Stock Carb/Stock Pipe	200-01240
1200STXR	With Triple Pipe	200-02240

Sea Doo		Part No.
951 All	Stock/R&D Manifold	203-95000
Yamaha		Part No.
GP1200R/XL1200LTD	Stock Carbs	200-00142
FX 140	High Flow in Breather	200-00143
FX 140	Flame Arrester	200-00144

HOT Racing Power Filters

by Tau Ceti

Carbon fiber composite housing with stainless steel free flow element.



Description	Part No.	Description	Part No.	Description	Part No.
Cone Filter 3"	53-4275	Round Filter 2"	53-4272	Round Filter 1.5"	53-4270

PROK Multi Fit Filters

Ultra lightweight composite top and one piece construction rubber base, large parabolic cone directs and strengthens air signal to intake.



Description	Part No.	Description	Part No.	Description	Part No.
Multi Fit Single	006-585	Kawasaki CDCV OEM Carb.	006-587	Sea Doo LTD OEM Carb.	006-589



Outerwears Racing Accessories

Water repellent pre-filter for K&N, Tau Ceti, ProK and R&D. Protects from unwanted water intrusion without restricting air flow.

Description	Flame Arrestor Type	Part No.
4.25" x 3" Taper/4" Tall	K&N 59-2040R/RK	WR145-10-4DT
4.25" x 3.5" Taper/2.5" Tall	K&N 59-2042R/RK	WR145-115-25DT
4" dia/1.75" Tall	Tau Ceti 53-4270	WR125-15DT
4" dia/2.25" Tall	Tau Ceti 53-4272, ProK	WR125-2DT
4" dia/2.25" Tall (Open Top)	Tau Ceti 53-4272, ProK	WR125-225
4" x 3" Taper/3.5" Tall	Tau Ceti 53-4275	WR125-10-35DT
Pro-Lock SD951/2.5" Tall	R&D 203-95000	WR30-25DTPRO

FUEL SYSTEMS
ENGINE/GASKETS
EXHAUST
DRIVE LINE HANDLING
ELECTRICAL
WATERLINE/BILGE
STEERING & CONTROLS
BODY
ACCESSORIES
SERVICE TOOLS/HARDWARE
CHEMICAL

APPLICATIONS FOR K&N FILTERS & ADAPTERS

Model	Stock Carb Type & Quantity	Race K&N P#	Regular K&N P#	Adapter P#
SEA DOO				
580GTX 92-94	2/38M	59-2040RK	59-2910	53-4460
580GT 89-96	1/38M	59-2042RK	59-2010	53-4460
580GTS 93-96	1/38M	59-2042RK	59-2010	53-4460
580SP 88-96	1/38M	59-2042RK	59-2010	53-4460
580SPX 92-94	2/38M	59-2042RK	59-2910	53-4460
580 SPI 88-96	1/38M	59-2042RK	59-2010	53-4460
650XP 94	2/40M"1"	59-2042RK	59-2880	53-4465
650XP 90-93	2/40M"1"	59-2042RK	59-2880	53-4465
650GTX 95	2/40M"1"	59-2040RK	59-2880	53-4465
650SPX 95	2/40M"1"	59-2042RK	59-2880	53-4465
720XP 95	2/40M"1"	59-2042RK	59-2880	53-4465
720GTI 97-99	1/40M"1"	59-2040RK		53-4465
720GTI 96	2/40M"1"	59-2040RK	59-2880	53-4465
720GTS 97-00	1/40M"1"	59-2042RK	59-2010	53-4465
720SP 97	1/40M"1"	59-2042RK	59-2010	53-4465
720SPX 96	2/40M"1"	59-2042RK	59-2880	53-4465
720HX95-97	2/40M"1"	59-2040RK		53-4465
720GS 97-00	1/40M"1"	59-2040RK	59-2010	53-4465
720GSI 97	1/40M"1"	59-2040RK	59-2010	53-4465
800GTX 96-97	2/40M"1"	59-2040RK	59-2880	53-4465
800GSX 96-97	2/40M"1"	59-2040RK	59-2880	53-4465
800XP 95-97	2/40M"1"	59-2042RK	59-2880	53-4465
800SPX 97-99	2/40M"1"	59-2042RK	59-2880	53-4465
950GSX LTD 97-99	2/46M"1"	59-2042RK		not required
950XP LTD 98-00	2/46M"1"	59-2042RK		not required
950GTX LTD 98-99	2/46M"1"	59-2042RK		not required
YAMAHA				
W/Jammer 500 88-89	1/38M	59-2042RK	59-2000	53-4460
W/Runner 500 88-89	1/38M	59-2042RK	59-2000	53-4460
W/runner 650 90-95	1/44M	59-2042RK	59-2000	53-4480
W/Runner III 650 90-95	1/44M		59-2020	85-9491
VXR 650 91-95	1/44M		59-2020	85-9491
Super Jet 650 90-93	1/44M	59-2042RK	59-2000	53-4480
W/Raider 701 94-95	2/38M	59-2040RK		53-4462
W/Raider 70196-97	1/44M	59-2040RK		53-4482
W/Venture 701 95-98	2/38M	59-2040RK		53-4462
W/Blaster 701 96-97	2/38M	59-2042RK		53-4462
W/blaster 701 93-95	1/44M		59-2020	85-9491
super Jet 701 94-95	1/44M	59-2042RK	59-2000	53-4480
super Jet 701 96-00	2/38M	59-2042RK		53-4460
FX1 701 94-95	1/44M	59-2042RK	59-2000	53-4480
XL700 95-00	2/38M	59-2042RK		53-4462
GP760 97-00	2/44M	59-2040RK		53-4480
XL760 98-99	2/44M	59-2040RK	59-2900	53-4482
W/Raider 760 96	2/44M	59-2040RK		53-4482
W/blaster II 760 96-97	2/44M	59-2040RK		53-4480
W/Venture 760 96-98	2/44M	59-2040RK		53-4480
GP800 98-00	2/44M NEW	59-2044R		53-4466
W/Raider 1100 95-06	3/38M	59-2040RK		53-4462
W/Venture 1100 96-98	3/38M	59-2040RK		53-4462
XL1200 98	3/44M	59-2040RK		53-4480
GP1200 97-99	3/44M	59-2040RK		53-4480
GP1200R 00	3/44M NEW	59-2044R		53-4466
KAWASAKI				
JS300 86-91	1/38M	59-2042RK	59-2000	53-4460
JS400 74-76	1/38M	59-2042RK	59-2000	53-4460
JS440 77-90	1/38M	59-2042RK	59-2000	53-4460
JS440 91-92	1/42K	59-2042RK	59-2000	53-4440
JS550 82-85	1/38M	59-2042RK	59-2000	53-4460
JS550 86-90	1/44M	59-2042RK	59-2000	53-4480

Model	Stock Carb Type & Quantity	Race K&N P#	Regular K&N P#	Adapter P#
KAWASAKI				
JS550SX 91-95	1/42K	59-2042RK	59-2000	53-4440
650X2 89-94	1/28K	59-2042RK	59-2015	53-4420
JS650SX 89-94	1/28K	59-2042RK	59-2000	53-4420
650TS 89-96	1/38K	59-2042RK		53-4440
650SC 90-95	1/38K	59-2042RK	59-2000	53-4440
750SX 92-95	1/40K	59-2042RK	59-2860	53-4440
750SXI 95	1/38K	59-2042RK	59-2900	53-4450
750SXI 96-97	2/40M"1"	59-2042RK	59-2900	53-4465
750SXI PRO 98-00	2/40M"1"	59-2042RK	59-2900	53-4465
750SS 92-98	1/40K	59-2042RK	59-2860	53-4440
750XI 93-97	2/40K	59-2042RK	59-2900	53-4440
750XIR 94	2/40K	59-2042RK		53-4440
750ST 94-95	1/40K	59-2042RK	59-2860	53-4440
750STS 95-97	2/38K	59-2042RK	59-2900	53-4450
750ZXI 95-98	2/38K	59-2042RK	59-2900	53-4450
900ZXI 95-97	3/38K	59-2040RK		53-4450
900STX 97-99	3/38K	59-2040RK		53-4450
1100ZXI 96-97	3/38K	59-2040RK		53-4450
1100STX 97-99	3/38K CDCV	59-2040RK		AD-K38-12
ULTRA150 99-00	3/40K CDCV	59-2040RK		K40-TA02
POLARIS				
SL650 92-95	3/38M	59-2042RK		53-4460
HURRICANE700 96-97	2/38K	59-2042RK		53-4440
SL/SLT700 96-97	2/38K	59-2042RK		53-4440
SLH700 98-00	2/38K	59-2042RK		53-4440
SL/SLT750 93-95	3/38M	59-2042RK		53-4460
SL/SLT780 96-97	3/38M	59-2042RK		53-4460
SLX780 95-96	3/38M	59-2042RK		53-4460
SLXPRO785 97-00	3/44M	59-2042RK		53-4480
SL900 96-97	3/38K	59-2042RK		53-4440
SL/SLTX1050 96-00	3/38K	59-2042RK		53-4440
SLXH1050 98-99	3/38K	59-2042RK		53-4440
Genesis 99-00	3/38K	59-2042RK		53-4440
1200 PRO 00	3/38K	59-2042RK		53-4440
Virage/TX 00	3/38K	59-2042RK		53-4440
TIGER SHARK				
Daytona650 92-93	1/46M	59-2042RK		53-4490
Daytona650 95	2/38M	59-2042RK		53-4460
MonteCarlo650 94-95	1/46M	59-2042RK		53-4490
MonteCarlo650 96	1/44M	59-2042RK		53-4480
MonteCarlo650 97	1/40M"1"	59-2042RK		53-4465
Montego650 94-96	1/44M	59-2042RK		53-4480
Montego650 97	1/40M"1"	59-2042RK		53-4465
Baracuda650 93-95	1/46M	59-2042RK		53-4490
Daytona770 96-97	2/40M"1"	59-2042RK		53-4465
MonteCarlo770 96-97	2/40M"1"	59-2042RK		53-4465
MonteCarlo900 95	3/44M	59-2042RK		53-4480
MonteCarlo900 96	3/40M"1"	59-2042RK		53-4465
Daytona1000 97-98	3/40M"1"	59-2042RK		53-4465
MonteCarlo1000 97-98	3/40M"1"	59-2042RK		53-4465
TS640 98-99	1/38M	59-2042RK		53-4460
TS770 98-99	1/38M	59-2042RK		53-4460
TS770R 98-99	2/38M	59-2042RK		53-4460
TS770L 98	2/38M	59-2042RK		53-4460
TS770L 99	1/38M	59-2042RK		53-4460
TS1000 98	3/40M"1"	59-2042RK		53-4465
TS1000L 98	3/40M"1"	59-2042RK		53-4465
TS1100R	3/40M"1"	59-2042RK		53-4465

ADAPTERS FOR K&N FOR KEIHIN CARBURETORS, SOLD EACH



Keihin Part No.
28mm 53-4420
38/40/42mm (50mm Bore) 53-4440



Keihin Part No.
OEM Carb (44mm Bore) 53-4450
K750 SXI-95,750ZXI, K900/1100ZX1



Keihin CDCV Part No.
Ultra 150 / STX-R AD-K40-14
ZXI/STX 98-02 AD-K38-12

ADAPTERS FOR K&N FOR MIKUNI CARBURETORS. SOLD EACH.



Mikuni		Part No.
38mm	38mm Bore	53-4460
44mm	46mm Bore	53-4480
46mm	48mm Bore	53-4490



Mikuni		Part No.
38mm	w/oil injection only	53-4462
44mm	w/oil injection only	53-4482




Mikuni		Part No.
OEM 40mm "I" Series	(48mm Bore)	53-4465
(Sea Doo HX/XP & K750 SXI 96+)		




Mikuni		Part No.
OEM Carb Yamaha GPR Series	(57mm Bore)	53-4466



Mikuni		Part No.
38mm 45 Degree Angle		85-9491



OIL INJECTION SPACER PLATES		Part No.
Mikuni 44mm		53-4485
Mikuni 46mm		53-4495
Press in Nipple (1/8") only		53-9936



RIVA GP1200R CARBURETOR SPLASH GUARD

Proven on the race course to keep water out of the low mounted GP1200R carburetors. Lightweight aluminum shield prevents water from sloshing into flame arrestors and down carburetors. Also prohibits small parts from falling under motor when working on carburetor side. Unique two piece design provides easy installation and removal.

Description	Part No.
Guard for GP1200R w/Novi Carbs & w/OEM Carbs	RY12320



MIKUNI WETSUIT FOR K&N

Silicone treated foam filter wraps designed to repel water.
For 2" single K&N filter (P/# 59-2000)

Description	Part No.
Mikuni Wetsuit Blue	25-5911

FUEL SYSTEMS
 ENGINE/GASKETS
 EXHAUST
 DRIVE LINE HANDLING
 ELECTRICAL
 WATERLINE/BILGE
 STEERING & CONTROLS
 BODY
 ACCESSORIES
 SERVICE TOOLS/HARDWARE
 CHEMICAL

R&D DUAL & TRIPLE POWER PLENUM




Multi Fit /Buckshot /Universal	Manifold	Part No.
Kawasaki / Yamaha	R&D Dual	200-00100
Mikuni 44 (Tall)/Universal	Manifold	

Sea Doo	Manifold	Part No.
All Short	R&D Mik44/46 Dual	203-00100
720 GTI Mikuni	Stock Manifold	203-72000
720/800	Stock Manifold	203-80101

Yamaha	Manifold	Part No.
1100 Raider/Venture GP 1200	R&D Mik 44/46 Trpl	202-11144

Kawasaki	Manifold	Part No.
900/1100ZXI/STX-97	Stock / R&D Manifold	201-90201



BILLET ALUMINUM OIL INJECTION BLOCK OFF

Sea Doo	Part No.
A. 580/650/720 All	50-9504
B. 800/951	50-9506

Polaris	Part No.
C. SL/SLT650/750SLX/SL SLT780 (Comes w/ case plug), SLX Pro 785	50-9502
SL700/SLT700/Hurricane	50-9509
SL900/SLTX/1050 (Oil injection plug only)	

Yamaha	Part No.
D. 650/701/760	50-9500
E. 1100/1200/ GPR	50-9501

Kawasaki	Part No.
D. 650/750	50-9500
E. 900/1100	50-9503

CARBON OIL INJECTION BLOCK OFF

Yamaha	Part No.
F. 1100/1200/GPR	50-9501-CBN

CASE BLOCK OFF

Kawasaki	Part No.
G. 650/750	50-9505

Plastic Caps	Part No.
H. Small 1/8"	50-9500P
Large 3/8"	50-9504P

FUEL SYSTEMS

ENGINE/GASKETS

EXHAUST

DRIVE LINE HANDLING

ELECTRICAL

WATERLINE/BILGE

STEERING & CONTROLS

BODY

SERVICE TOOLS ACCESSORIES

/HARDWARE

CHEMICAL



A complete line of motor mounts designed specifically for heavy duty watercraft applications. Monkey Grip Motor Mounts are designed to be stronger than OEM mounts, yet able to dampen and isolate vibration far better than performance mounts currently available. This combination of durability and performance make Monkey Grip the right choice. Monkey Grip Motor Mounts are available for all popular watercraft.



Sea Doo	Part No.	Yamaha	Part No.
580/650/720 All	57-1182	500 All, 650 VXR 91-95, 650LX 90-93	57-1152
800/951 Front (1 Required)	57-1183F	650 Wave Runner III 90-96	57-1152
800/951 Rear (2 Required)	57-1183R	701 Wave Raider 94-97, 701 VXR 93-94	57-1152
Kawasaki	Part No.	701 Wave Runner 93-00, 701 W. Venture 98	57-1152
450/550 All	57-1122	701XL 99-01, 800 XL 00-01, 1200 XL 98	57-1152
650/750 (Except ZXI)	57-1142	800 GP 98-00, 1200 GP 97-99	57-1152
750/900/1100ZXI/Ultra 150 Rear (2 required)	57-1143	701 Wave Runner III 97, WR III GP 94-95	57-1152
Tiger Shark	Part No.	701 Pro VXR 93-94	57-1152
All Models 93-95, Montego 96	57-1175	650/701 Super Jet All	57-1162
Monte Carlo 640/900 96	57-1175	701 FX-1 94-95, 701 Wave Venture 95-96	57-1172
		Wave Blaster 93-96, Wave Blaster II 96-97	57-1172
		760 Raider 96, 760 XL 98-99	57-1172
		1100 Wave Raider 95-96, 1200 SUV 99-01	57-1172
		1100 Wave Venture 96-97	57-1172
		Polaris	Part No.
		SL650 92-93, SL700, SLT700, SLT750, SLT750 93	57-1196
		SL780, SLT780, SLX780, SLX785/Pro	57-1196
		SL900, SL1050, Hurricane, SLTX	57-1196
		SL650 94-95, SL750 94	57-1197

SEA DOO



580/650/720

YAMAHA



JAMMER/GP/VENTURE

KAWASAKI



440/550

POLARIS




ALL CURRENT MODEL



800/951 FRONT



SUPER JET



650/750



SL650/750 (NEW STYLE)



800/951 REAR



BLASTER/FXI




ZXI



TIGER SHARK

FUEL SYSTEMS
ENGINE/GASKETS
EXHAUST
DRIVE LINE HANDLING
ELECTRICAL
WATERLINE/BILGE
STEERING & CONTROLS
BODY
ACCESSORIES SERVICE TOOLS/HARDWARE
CHEMICAL

R&D Pro Series Cast CNC Machined heads are an economical alternative to the remachining of the Stock OEM Head, which many times crack and don't seal or cool properly after being modified. Pro Series Heads incorporate larger water volumes, improved circulation for superb cooling and O-Ring design for maximum sealing.



Sea Doo	Part No.
800 Modified 40cc	413-80040
800 Limited/Recreational 43cc	413-80043




Sea Doo	Head Kit	Repl. Dome	Part No.
951 Modified 41cc	413-90041	413-90141	080-95000
951 Limited 46cc	413-90046	413-90146	080-95000
951 Rec. 49cc	413-60049	413-90149	080-95000




Yamaha	Part No.
701 modified 30cc	412-70030
701 Limited/Recreational 35cc	412-70035
760 Modified 30cc	412-76030
760 Limited/Recreational 35cc	412-76035
701/760 O-Ring set of 2	080-76000



Yamaha	Part No.
GP1200R/XLL1200 37cc	412-20037
GP1200R/XLL1200 39cc	412-20039
GP1200R/XLL1200 41cc	412-20041
GP1200R/XLL1200 Big Bore	
86/86.5/87mm 36cc	412-14036
GPR Head Girdle Hardware Kit	412-12000



Yamaha	Part No.
1100 Limited/Recreational 37cc	412-12037
1100 Limited/Recreational 42cc	412-12042



Kawasaki 750/800 SXR

Kawasaki	Part No.
750 24cc	411-75024
750 25cc	411-75025
750 26cc	411-75026
750 27cc	411-75027
750 O-Ring Set of 2	080-75000
800 SXR 28cc	411-80028
800 SXR 29cc	411-80029
800 O-Ring Set of 2	080-80000
750/800 Girdle Hardware Kit	411-75000



Ultra 150/STX-R

Kawasaki	Part No.
Ultra 150/STX-R 1200 Mod 36cc	411-15036
Ultra 150/STX-R 1200 Rec 42cc	411-15042
Ultra Head Girdle Hardware Kit	411-15000

FUEL SYSTEMS
ENGINE/GASKETS
EXHAUST
DRIVE LINE HANDLING
ELECTRICAL
WATERLINE/BILGE
STEERING & CONTROLS
BODY
ACCESSORIES
SERVICE TOOLS/HARDWARE
CHEMICAL

R&D BILLET GIRDLE HEAD



Yamaha	Part No.	Replacement Dome P/No.
Y701 30cc	412-70130	412-71130
Y701 32cc	412-70132	412-71132
Y701 35cc	412-70135	412-71135
Y760 28cc	412-76128	412-76228
Y760 30cc	412-76130	412-76230
Y760 32cc	412-76132	412-76232
Y760 35cc	412-76135	412-76235

*For Super Jet Dominator Piston (84mm-85.5mm) & Sleeves

23cc/195psi	412-76123	412-76223
25cc/185psi	412-76125	412-76225
27cc/175psi	412-76127	412-76227

For Super Jet Dominator Big Bore Piston (86mm-86.5mm) & Sleeves:

23cc	412-80023	412-80123
25cc	412-80025	412-80125



ADA SD720 AND 800 BILLET HEAD

Sea Doo	Part No.
Sea Doo 720 Billet Head Shell	SD720
Sea Doo 720 34cc Dome (190 Lbs 105 oct.)	SD7234
Sea Doo 720 36cc Dome (175 Lbs 100 oct.)	SD7236
Sea Doo 720 39cc Dome (165 Lbs 91 oct.)	SD8039
Sea Doo 800 Billet Head Shell	SD800
Sea Doo 800 39cc Dome (205 Lbs 105 oct.)	SD8039
Sea Doo 800 41cc Dome (190 Lbs 98 oct.)	SD8041
Sea Doo 800 43cc Dome (175 Lbs 91 oct.)	SD8043

Dome sold each

ADA SD951 BILLET HEAD

Sea Doo	Part No.
Sea Doo 951 Billet Head Shell	SD951
Sea Doo 951 46cc Dome (183lbs-105 oct.)	SD9546
Sea Doo 951 48cc Dome	SD9548
Sea Doo 951 50cc Dome (165lbs-912 oct.)	SD9550
O-Ring Kit	ORKIT-SD951

Dome sold each


ADA YAMAHA 701 GIRDLE HEAD

Yamaha	Part No.
Y701/760 Girdle Billet Head Shell	YA701M
701-81mm 33cc (200Lbs/105 Octane)	YA2133L
701-81mm 35cc (185Lbs/92 Octane) *	YA2135L
701-81mm 37cc (170Lbs/92 Octane)	YA2137L
760-84mm 35cc (200Lbs)	YA7635L
760-84mm 38cc (180Lbs)	YA7638L
760-84mm 40cc (165Lbs)	YA7640L
Girdle Kit (6 pcs.) for Girdle Head **	YA701G6
Dome for Flat Top Kawasaki Piston 24cc	KD1224
Exhaust Pipe Mount Bracket	YEXBRKT-2M
O-Ring Kit	ORKIT-YA701M

* 35cc Dome for 100 Octane with Dry Pipe

** Girdle Kit is not included in Head Kit

Dome sold each



FUEL SYSTEMS

ENGINE/GASKETS

EXHAUST

DRIVE LINE HANDLING

ELECTRICAL

WATERLINE/BILGE

STEERING & CONTROLS

BODY

ACCESSORIES

SERVICE TOOLS/HARDWARE

CHEMICAL

FUEL SYSTEMS
ENGINE/CASKETS
EXHAUST
DRIVE LINE HANDLING
ELECTRICAL
WATERLINE/BILGE
STEERING & CONTROLS
BODY
ACCESSORIES
SERVICE TOOLS/HARDWARE
CHEMICAL



RIVA YAMAHA BILLET GIRDLE HEAD KIT

Kawasaki	Part No.
Ultra 150/STX-R Billet Head Shell	KU150
44cc Dome +10 Lbs 91 Oct.	KU1544
42cc Dome +20 lbs 91 Oct.	KU1542
40cc Dome +30 lbs 98 Oct.	KU1540
38cc Dome +40 lbs 105 Oct.	KU1538
Ultra 150/STX-R O-Ring Kit	ORKIT-KU150



RIVA YAMAHA BILLET GIRDLE HEAD KIT

Pro-series Billet Head Bodies (Includes Hardware and O-Ring)

Descriptions	Part No.
Y701/760 2 Cylinder Girdle	RY10027-B



Pro-Series Billet Head Caps
(Available with or without integrated exhaust mounts)

Descriptions	Part No.
Girdle Head Cap Y701/760 2 Cyl. 3 mounts	RY10027-A3

Pro-Series Billet Head Domes (Sold Individually)

Descriptions	Part No.
701 81mm Bore	RY10026-D-XX(CC)*
760 84mm Bore	RY10027-D-XX(CC)*

*See Head Dome Chart for part # of domes

PRO-SERIES II HEAD DOME CHART


ENGINE TYPE	29cc for 81mm	31cc for 81mm	35cc for 81mm	38cc for 81mm	32cc for 84mm	34cc for 84mm	35cc for 84mm	38cc for 84mm	41cc for 84mm
701 cc	225 psi	205 psi	180 psi	155 psi	N/R	N/R	N/R	N/R	N/R
760 cc	N/R	N/R	N/R	N/R	220 psi	205 psi	200 psi	185 psi	155 psi
Part No.	RY10026-D-29	RY10026-D-31	RY10026-D-35	RY10026-D-38	RY10027-D-32	RY10027-D-34	RY10027-D-35	RY10027-D-38	RY10027-D-41

N/R: Not Recommended
 Note: This guide is for motors with no internal engine modifications at sea level elevation. it only applies to Riva Cylinder Heads & Domes.

PRO DESIGN BILLET GIRDLE HEAD



Yamaha	Part No.
Y701/760 Girdle Head Shell Only	50-5070
Y701 32cc Dome Set	50-5049-32
Y701 33cc Dome Set	50-5049-33
Y701 34cc Dome Set	50-5049-34
Y701 35cc Dome Set	50-5049-35
Y760 34cc Dome Set	50-5061-34
Y760 35cc Dome Set	50-5061-35
Y760 36cc Dome Set	50-5061-36
Y760 38cc Dome Set	50-5061-38
Flat Top Kawasaki Piston 25cc *	50-5076-25K
Flat Top Kawasaki Piston 27cc *	50-5076-27K
Y701/760 O-Ring Kit	50-5049-O



*See page 39, R&D Dominator Piston & Sleeves.



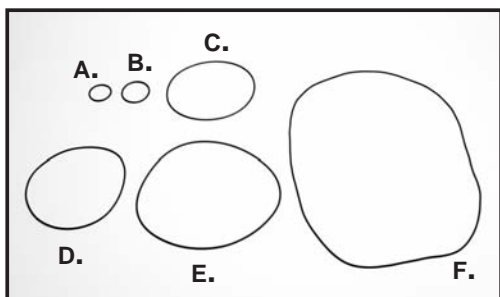
PRO DESIGN BILLET HEAD

Yamaha	Part No.
Y1100 Billet Head Shell Only	50-5037
37cc Dome Set	50-5037-37
39cc Dome Set	50-5037-39
Y1200 Billet Head Shell Only	50-5037
42cc Dome Set	50-5043-42
44cc Dome Set	50-5043-44
Y1100/Y1200 O-Ring Replacement Set	50-5037-O



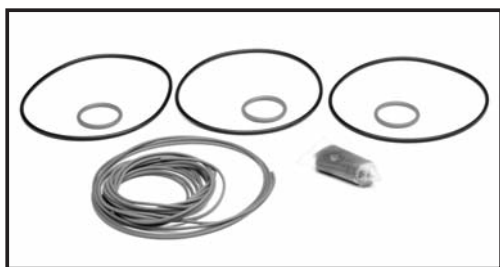
ROSSIER SD951 BILLET HEAD

Sea Doo	Part No.
951 Pump Gas 49cc (155-160Lbs)	96026
951 Race Gas 42cc (195Lbs)	96026R
42cc Dome Set only	96026-42CC
49cc Dome Set only	96026-49CC
SD951 Rossier O-Ring Kit	96026-O



ADA INDIVIDUAL O-RING

Descriptions	Part No.
A. O-Ring, Dome Top Around Spark Plug Hole	OR020
B. O-Ring Head Shell to Dome	OR024
C. Compression O-Ring Ultra 150, All Yamaha	OR043
D. Compression O-Ring SD 951	OR044
E. Outer Water O-Ring Ultra 150 (3 req.)	OR049
F. Outer Water O-Ring Y701/760	ORYA701



RIVA YAMAHA HEAD O-RING KIT

Head O-Ring Kit	Part No.
2 Cylinder (701/760)	RY10026-O
3 Cylinder (63M/65U)	RY10028-O
GP800 (66E)	RY100277-O
GP1200R (For RY100288B/100289A1)	RY100288-O
GP1200R (for RY100320)	RY100320-O

PRO-DESIGN Head O-Ring Kit

Part No.	Part No.
Y701/760	50-5049-O
Y1100/1200	50-5037-O

ADA Head O-Ring Kit

Part No.	Part No.
Y701/760	ORKIT-YA701M
Sea Doo 951	ORKIT-SD951
Ultra 150	ORKIT-KU150

R&D Head O-Ring Kit

Part No.	Part No.
Yamaha Twin (2)	080-76000
Yamaha Triple (3)	080-11000
Kawasaki Twin (2)	080-75000
Kawasaki Triple (3)	080-90000
Sea Doo 951 (2)	080-95000



FUEL SYSTEMS

ENGINE/GASKETS

EXHAUST

DRIVE LINE HANDLING

ELECTRICAL

WATERLINE/WATERLINES

STEERING & CONTROLS

BODY

ACCESSORIES

SERVICE TOOLS/HARDWARE

CHEMICAL

L.A. Sleeve Co.

L.A. Sleeve produces a complete watercraft line of two stroke centrifugally spun iron cylinder sleeves. L.A.SCO sleeves with exact port specifications, chrome-moly iron alloy, high tensile strength material provide the rebuilder with ease of installation, trouble free boring and a lasting long life engine.



WISECO PISTON

PERSONAL WATERCRAFT KITS

All pistons are high quality forged alloy and include rings, taper wall wrist pins and circlips.



The ★ column, next to the sleeve part number, will help the rebuilder identify the cylinder that is to be sleeved. The ★ column designation will also help the rebuilder to determine the proper installation procedure.

★ Column Code Explanations:

- AC** – Original cylinder bore is alloy-chrome plated, Nikasil, or electrofused. The cylinder must be bored to accept the new cylinder sleeve.
- CS** – Original block has a cast-in sleeve liner in the cylinder. The cylinder must be bored out to accept the new cylinder sleeve. The cast-in liner will be bored completely out of the cylinder. Do not try to push out the cast-in liner, cylinder damage may be the result.
- CI** – Original block has a cast-in liner in the cylinder. The cylinder must be bored to accept the new cylinder sleeve. When using a CI style sleeve the cast-in liner will not be completely removed. The sleeve is designed to insert into the iron lined cylinder.
- RS** – Original block has a replacement sleeve. Heat the cylinder to remove the sleeve. Reheat the cylinder to install the new cylinder sleeve.
- CC** – Original barrel is cast-iron. The cylinder must be bored to accept the new cylinder sleeve.

L.A. SLEEVE				WISECO PISTON								Wrist Pin Bearing	Big End Bearings	
Model	SEA-DOO	Cyl. I.D.	★	Piston Style	Piston Kit	Bore Size mm	Over Size mm	CC	Ring Set	Circlip	Wrist Pin			
Sea-Doo 580 (Long Finger Port)	1988	76mm	RS	FL-5102	E Coated	734M07600	76.00	STD	580	2992TD	CW18	S477	50-4185	01319
Sea-Doo 580 (Short Finger Port)	1989-96	76mm	RS	FL-5125		734M07650	76.50	0.50	588	3012TD				
						734M07700	77.00	1.00	595	3032TD				
						734M07750	77.50	1.50	602	3051TD				
XP, SPI, GTX, SPX-650 (657cc)	1993-95	78mm	RS	FL-5244	L Ring STOCK STYLE	663M07800	78.00	STD	650	3071LK	CW20	S512	50-4184 (1993)	01319
						663M07850	78.50	0.50	658	3091LK			50-4182 (94-95)	
						663M07900	79.00	1.00	666	3110LK				
						663M08000	80.00	1.50	674	3150LK				
XP, GTI, HX, SPX, GTS, GS, GSI-750 (718cc)	1995-97	82mm	RS	FL-5268	L Ring USBA Ltd. Class Legal	775M08200	82.00	STD	718	8200LF	CW20	S461	50-4184	01321
						775M08250	82.50	0.50	726	8250LF				
						775M08300	83.00	1.00	735	8300LF				
						775M08350	83.50	1.50	744	8350LF				
						775M08400	84.00	2.00	754	8400LF				
GS, GTI, GTS-750 (718cc)	1998-00	82mm	RS	FL-5372										
XP, SPX, GSX, GTX-785 Rave	1995-00	82mm	RS	FL-5290	L Ring USBA Ltd. Class Legal	779M08200	82.00	STD	780	8200LF	CW20	S461	50-4184	01323
						779M08210	82.10	0.10	782	8210LF				
						779M08250	82.50	0.50	791	8250LF				
						779M08296	82.96	0.96	800	*8300LF				
						779M08300	83.00	1.00	801	8300LF				
						779M08350	83.50	1.50	810	8350LF				
						779M08400	84.00	2.00	820	8400LF				
GSX LTD, XP LTD, GTX LTD-951 LRV, RX	1997-00	88mm	RS	FL-5322		716M08800	88.00	STD	951	3464KD	CW21	S568	01242	B1065
						716M08850	88.50	0.50	960	3484KD				
						716M08900	89.00	1.00	971	3503KD				
						716M08940	89.40	1.40	982	3520KD				
						716M09000	90.00	2.00	993	3544KD				
						716M09100	91.00	3.00	1017	3584KD				

* Must gap rings

* Cylinder Sleeving and Crankcase cleanup required for 91mm bore.

WISECO														
Model	YAMAHA	Cyl. I.D.	★	L.A. SLEEVE	Piston Style	Piston Kit	Bore Size mm	Over Size mm	CC	Ring Set	Circlip	Wrist Pin	Wrist Pin Bearing	Big End Bearings
WaveJammer, WaveRunner (496cc)	1987-92	72mm	RS	YA-5025		586M07200 586M07250 586M07300 586M07350	72.00 72.50 73.00 73.50	STD 0.50 1.00 1.50	496 503 509 517	2835CD 2854CD 2874CD 2894CD	CW20	S478	50-4184	01325
Super Jet 1990-93, WaveRunner III 1996, WaveRunner VXR 1992-95 (from 817001)	(633cc) Twin	77mm	RS	YA-5139		602M07700 602M07750 602M07800 602M07850 602M07900	77.00 77.50 78.00 78.50 79.00	STD 0.50 1.00 1.50 2.00	633 641 649 658 667	3032TD 3051TD 3071TD 3091TD 3110TD	CW20	S423	50-3302	01325
WaveRunner 91-92, WaveRunner LX 93 WaveRunner III 1990-95 WaveRunner VXR (from 816999) 91-92	(633cc) Twin	77mm	RS	YA-5176										
Super Jet, WaveRunner III GP WaveBlaster, WaveRunner II WaveRunner Pro VXR, FX700 WaveRaider 1996-97	93-00 (701cc) Twin	81mm	RS	YA-5187		790M08100 790M08150 790M08200 790M08250 790M08300 790M08400	81.00 81.50 82.00 82.50 83.00 84.00	STD 0.50 1.00 1.50 2.00 3.00	701 710 718 726 735 753	3189KD 3209KD 3228KD 3248KD 3268KD 3307KD	CW20	S512	50-3483	01325
WaveRaider 1994-95 WaveRaider DX, WaveVenture Wave Venture XL700	95-00 (701cc) Twin	81mm	RS	YA-5284										
Super Jet, WaveRunner III GP WaveBlaster, WaveRunner II WaveRunner Pro VXR, FX700 WaveRaider 1996-97	93-00 Big Bore to 789cc Twin	84mm		YA-5187B		757M08400 757M08450 757M08500 757M08550 757M08600	84.00 84.50 85.00 85.50 86.00	STD 0.50 1.00 1.50 2.00	754 763 771 780 789	3307KD 3327KD 3347KD 3368KD 3386KD	CW20	S512	50-3483	01325
WaveBlaster, WaveBlaster II WaveRaider, WaveRunner GP760 WaveVenture, XL760	1996-00 (754cc) Twin	84mm	RS	YA-5304										
WaveRunner GP800 WaveRunner XL800	1998-00 2000 (784cc) Twin	80mm	AC	YA-5356		758M08000	80.00	STD	784	3150KD	CW22	S639	01343	
WaveRaider 1100 WaveVenture 1100	1995-97 (1051cc) Triple	81mm	RS	YA-5282		791M08100 791M08150 791M08200 791M08250 791M08300	81.00 81.50 82.00 82.50 83.00	STD 0.50 1.00 1.50 2.00	1051 1064 1077 1090 1104	3189KD 3207KD 3228KD 3248KD 3268KD	CW20	S512	50-3483	01325
WaveRunner GP1200 SUV1200	1997-99 1999-00 (1131cc) Triple	84mm	RS	YA-5349		757M08400 757M08450 757M08500 757M08550 757M08600	84.00 84.50 85.00 85.50 86.00	STD 0.50 1.00 1.50 2.00	1131 1142 1156 1169 1184	3307KD 3327KD 3347KD 3366KD 3386KD	CW20	S631	50-3483	01325
XL 1200 LTD GP1200R	1998-00 2000 (1176cc) Triple	80mm	AC	YA-5356		758M08000	80.00	STD	1176	3150KD	CW22	S639	01343	

* Cylinder Sleeving Required for 85.5mm and 86mm bore.

Ceramic Composite Bore

Ceramic Composite Bore

WISECO														
Model	TIGERSHARK	Cyl. I.D.	★	L.A. SLEEVE	Piston Style	Piston Kit	Bore Size mm	Over Size mm	CC	Ring Set	Circlip	Wrist Pin	Wrist Pin Bearing	Big End Bearings
Tigershark 640	1993-99	75.7mm	CI	FL-5237		632M07600 632M07650 632M07700	76.00 76.50 77.00	0.31 0.81 1.31	639 652 661	2992TD 3012TD 3032TD	CW20	S461	B1024	
Daytona, Monte Carlo 770, TS770, TS770L, TS770R	1996-99	83mm		FL-5298										
Tigershark 900 TS 900L	1995-96 1999	76.5mm		FL-5281		2349M07650 2349M08050	76.50 80.50	STD 4.00	896 998	9012TDW 3169TD	CW20	S512	B1024	
Daytona, Monte Carlo 1000 TS-1000R, TS-1000L	1997-98 1999	81mm		FL-5343		2349M08100 718M08500	81.00 85.00	STD 4.00	1000 1100	3189KD 3347KD	CW22	S539	B1024	
TS1100R, TS1100Li	1999	85mm		FL-5418										

* Nikasil Bore - Cylinder sleeving required for 85mm bore.

General Rules for Sleeve Installation:

These tips are intended to be a guide for installing sleeves into cylinders. There are always exceptions to the rule and care must be taken on special applications.

ALWAYS WAIT UNTIL THE SLEEVE ARRIVES BEFORE BEGINNING ANY MACHINE WORK. NEVER ASSUME THAT THE STATED MODEL AND YEAR OF THE CYLINDER IS CORRECT. ALWAYS CHECK TO SEE IF THE SLEEVE PORTS MATCH THE CYLINDER PORTS.

1. Interference fit for cylinder sleeve to aluminum bore is .004.
2. Interference fit for cylinder sleeve to a cast iron bore is .002 to .003.
3. Installation of flanged type sleeves follow the same rules, but the top of the cylinder must have a countersink to the correct depth to accept the flanged sleeve. .000 to .001 interference fit on the flange diameter is recommended.
4. Heating the cylinder for 45 minutes to one hour at 350 degrees to 450 degrees is preferable.
5. The sleeve should slide in very easily when the cylinder is properly heated. Freeze shrinking the sleeve is not necessary. (Some machinists believe this assists installation of the sleeve.)
6. **REMEMBER:** Rap or press the sleeve down while the cylinder is cooling down. Use a hydraulic press for this procedure.
7. Milling the top deck of the cylinder always adds a quality touch. A caution here, some cylinders may not be able to have the top surface decked.
8. For two-stroke cylinders, blending or matching the aluminum cylinder to the sleeve ports is recommended for proper fuel flow.

FUEL SYSTEMS
ENGINE/GASKETS
EXHAUST
DRIVE LINE HANDLING
ELECTRICAL
WATERLINE/BILGE
STEERING & CONTROLS
BODY
ACCESSORIES
SERVICE TOOLS/HARDWARE
CHEMICAL

FUEL SYSTEMS
ENGINE/CASSETS
EXHAUST
DRIVE LINE HANDLING
ELECTRICAL
WATERLINE/BILGE
STEERING & CONTROLS
BODY
SERVICE TOOLS ACCESSORIES/HARDWARE
CHEMICAL

				L.A. SLEEVE WISECO											
Model	KAWASAKI	Cyl. I.D.	★	Piston Style	Piston Kit	Bore Size mm	Over Size mm	CC	Ring Set	Circlip	Wrist Pin	Wrist Pin Bearing	Big End Bearings		
JS-550 Iron Cylinder 1986-90		75mm	CC	KA-5033	516M07500 516M07550 516M07600	75.00 75.50 76.00	STD 0.50 1.00	531 537 544	2953TC 2973TC 2992TC	CW16	S259	50-3122			
JS-55OSX Reed 1991-95		75mm	CI	KA-5135	608M07500 608M07550 608M07600	75.00 75.50 76.00	STD 0.50 1.00	531 537 544	2953TD 2973TD 2992TD	CW16	S259	50-3122			
JS, JL, JF-650 1986-96		76mm	CS	KA-999	549M07600 549M07650 549M07700	76.00 76.50 77.00	STD .030 .040	635 643 657	2992TD 3012TD 3032TD	CW18	S513	50-3272	01315		
JS-750SX, SS, ST, XiR 1992-95		80mm	CI	KA-5166	813M08000 813M08050 813M08100 813M08150 813M08200	80.00 80.50 81.00 81.50 82.00	STD 0.50 1.00 1.50 2.00	743 752 760 771 779	3150KD 3169KD 3189KD 3209KD 3228KD	CW20	S650 (20mm)	50-3302	01317		
Supersport Xi 1993-95		80mm	CS	KA-5166H	813M08300 813M08500 813M08550	83.00 85.00 85.50	3.00 5.00 5.50	496 840 849	3268KD 3347KD 3367KD						
* Crankcase cleanup and cylinder sleeving required for 83mm thru 85.5mm bore.		* Replaces 623 series with KD rings, stronger forging and stronger 20mm pin.													
JS-750 SXi, ZXi 1995-00		80mm	CI	KA-5280	809M08000 809M08050 809M08100	80.00 80.50 81.00	STD 0.50 1.00	743 752 760	3150KD 3169KD 3189KD	CW22	S662 (22mm)	50-3304			
STX, STS, SXi Pro, Xi Sport 1996-97		80mm	CS	KA-5280H	809M08150 809M08200	81.50 82.00	1.50 2.00	771 779	3209KD 3228KD						
Special Heavy O.D. Sleeve 3.600"															
* Crankcase cleanup and cylinder sleeving required for 83mm thru 84.5mm bore.		* Replaces 733 series with KD rings, stronger forging and stronger 22mm pin.													
SX800R 2003		82mm			837M08200 837M08250	82.00 82.50	STD 0.50	782 791	3228KD 3248KD	CW22	S640	50-3304	131065		
JH-900 ZXi, JT-900 STX (891cc) 1995-00		73mm	CS	KA-5283	659M07300 659M07350 659M07400 659M07450	73.00 73.50 74.00 74.50	STD 0.50 1.00 1.50	891 903 915 928	2874CD 2894CD 2913CD 2933TD	CW20	S512	50-3302	01317		
JH-1100 ZXi, JT-1100 STX (1071cc) 1996-00		80mm		KA-5303	809M08000 809M08050 809M08100 809M08150 809M08200	80.00 80.50 81.00 81.50 82.00	STD 0.50 1.00 1.50 2.00	1071 1083 1097 1106 1125	3150KD 3169KD 3189KD 3209KD 3228KD	CW22	S662	50-3304	01317		
Not for 1100DI															
JH-1100 ZXi, JT-1100 STX Big Bore to 1180cc 1996-00		83mm		KA-5303B	809M08300 809M08400 809M08450	83.00 84.00 84.50	3.00 4.00 4.50	1151 1179 1193	3268KD 3307KD 3327KD	CW22	S662	50-3304	01317		
Ultra 150 (1176cc) triple cylinder 1999-00		80mm	AC	KA-5415	749M08000 749M08050 749M08100	80.00 80.50 81.00	STD 0.50 1.00	1176 1191 1205	3150TD 3169TD 3189TD	CW24	S598				

				L.A. SLEEVE WISECO											
Model	POLARIS	Cyl. I.D.	★	Piston Style	Piston Kit	Bore Size mm	Over Size mm	CC	Ring Set	Circlip	Wrist Pin	Wrist Pin Bearing	Big End Bearings		
SL-650 1992-95		65mm	CI	FL-5191	624M06500 624M06550 624M06600 624M06650 624M06700	65.00 65.50 66.00 66.50 67.00	STD 0.50 1.00 1.50 2.00	647 656 665 675 685	2559CD 2579CD 2598CD 2618CD 2638CD	CW18	S280	50-3496	01329		
Hurricane 700 1996-97		81mm		FL-5300	700M08100	81.00	STD	700	3189TD	CW20	S512	50-4182			
SL, SLT-700 1996-97		81mm	RS	FL-5341	700M08150 700M08200 700M08250 700M08300	81.50 82.00 82.50 83.00	0.50 1.00 1.50 2.00	710 718 726 734	3209TD 3228TD 3248TD 3268TD						
SLH, SLTH-700, Virage (5HF) (700cc) twin 1998-00															
SL, SLT-750 1993-95		69.75mm	CI	FL-5239	633M06975 633M07025 633M07075 633M07125 674M07150 633M07200	69.75 70.25 70.75 71.25 71.50 72.00	STD 0.50 1.00 1.50 1.75 2.25	744 755 766 777 783 795	2746CD 2766CD 2786CD 2805CD 2815CD 2835CD	CW18	S343	50-3496	01329		
Special Heavy O.D. 80.60mm		69.75mm	CS	FL-5239H											
SL, SLT, SLX-780 triple cylinder 1995-97		71.5mm		FL-5302	674M07150 633M07200	71.50 72.00	0.20 0.71	783 794	2815CD 2835CD	CW18	S343	50-3496	01329		
SLX Pro 785 (779cc) triple cylinder 1997-00		69.72mm		FL-5342	XPS E-Coated 722M06970	69.70	STD	779	2746CD	CW18	S343	50-3496			
* Nikasil Bore - Cylinder Sleeving or Replating Required for Oversizes.															

				L.A. SLEEVE	WISECO					Wrist Pin	Big End			
Model	POLARIS	Cyl. I.D. ★		Piston Style	Piston Kit	Bore Size mm	Over Size mm	CC	Ring Set	Circlip	Wrist Pin	Bearing	Bearings	
Octane 777	2002	84mm		FL-5416		811M08400	84.00	STD	775.8	8400KB	CW22	S662		
Virage I	2002					811M08450	84.50	.050	785.1	8450KB				
						811M08500	85.00	1.00	794.4	8500KB				
						811M08525	85.25	1.25	779.1	8520KB				
Low Dome Race Part.					E-Coated	812M08500	85.00	1.00	794.4	8500KB	CW22	S662		
Head Modifications required.						812M08525	85.25	1.25	749.1	8525KB				
SL-900	1996-97	74.5mm	RS	FL-5305		687M07450	74.50	STD	889	2933TD	CW20	S512	50-4182	
triple cylinder							687M07500	75.00	0.50	901	2953TD			
							687M07550	75.50	1.00	913	2973TD			
							687M07600	76.00	1.50	925	2992TD			
							687M07650	76.50	2.00	937	3012TD			
SL, SLX, SLTC, SLXH-1050		81mm		FL-5297		781M08100	81.00	STD	1051	8100LF	CW20	S512	50-4182	
(1051cc)	1996-99						781M08150	81.50	0.50	1064	8150LF			
triple cylinder							781M08200	82.00	1.00	1077	8200LF			
							781M08250	82.50	1.50	1090	8250LF			
							781M08300	83.00	2.00	1102	8300LF			
Pro1200, Virage TX		84mm		FL-5416		811M08400	84.00	STD	775.8	8400KB	CW22	S662		
Virage TXI, SLX	2000-01						811M08450	84.50	0.50	785.1	8450KB			
Genesis all Models	99-02						811M08500	85.00	1.00	794.4	8500KB			
X45	1999						811M08525	85.25	1.25	799.1	8525KB			
Pro1200, Virage TX				FL-5416		812M08500	85.00	1.00	794.4	8500KB	CW22	S662		
Virage TXI	2001-02						812M08525	85.25	1.25	799.1	8525KB			
Low Dome Race Part.														
Head Modifications required.														



R&D DOMINATOR PISTON KITS

These pistons are lighter than oem pistons which decrease reciprocating weight improving throttle response and rpm. The "FLAT TOP" design allows for superior flame travel increasing torque throughout the rpm range.



VICTOR SHELDON



* These pistons require special domes. See pages 33 & 34. R&D Billet Head, Pro Design Head, and ADA Head.

Yamaha	Piston Part No.	Sleeve Part No.	R&D Head	Pro Design / ADA
Pro 785 Super Stock (Race Legal)				
Super Jet 84mm (754cc)	432-00084	432-78000 (84mm)	412-76123 23cc / 195psi	ADA 24cc Dome P/# KD1224
Super Jet 85mm (772cc)	432-00085	432-78000 (84mm)	412-76125 25cc / 185psi	Pro Design 50-5076-25K
Super Jet 85.5mm (781cc)	432-00855	432-78000 (84mm)	412-76127 27cc / 175psi	50-5076-27K
Pro 800 Big Bore (Race Legal)				
Super Jet 86mm (790cc)	432-00086	432-80000 (86mm)	412-80023 23cc	
Super Jet 86.5mm (799cc)	432-08650	432-80000 (86mm)	412-80025 25cc	
GPR Pro Super Stock (Race Legal)				
GP1200R 80mm	432-00080	Use Stock Sleeve	412-12285 28.5cc	
GP1200R 80.5mm	432-00805	Stock Sleeve (boring req.)	Billet head with girdle kit	
GPR Pro Big Bore (Race Not Legal)				
GP1200R 86mm	432-00186	432-14000	412-14036 36cc	
GP1200R 86.5mm	432-00865	432-14000	Cast Head	
GP1200R 87mm	432-00087	432-14000		

FUEL SYSTEMS

ENGINE/ GASKETS

EXHAUST

DRIVE LINE HANDLING

ELECTRICAL

WATERLINE/ BILGE


STEERING & CONTROLS

BODY

ACCESSORIES / HARDWARE

SERVICE TOOLS

CHEMICAL



NIKS/PRO-X PISTON KITS

Niks/Pro-X Piston Kits are manufactured in Japan and are designed to be an O.E.M. replacement. The aluminum alloy used in the manufacturing of Pro-X pistons maintains or exceeds the factory specifications. Additional oversizes are available in .010 increments up to .080 (2.00 mm).

* - Rings are available for all pistons. For Rings Part Number, put "R" after piston part number.

		STD	.010	.020	.030	.040	.050	.060	.070	.080
SEA DOO	Std. Bore	STD	.25mm	.50mm	.75mm	1mm	1.25mm	1.5mm	1.75mm	2mm
580 All thru 1996	76.00	8020	8021	8022	8023	8024		8026		
720 HX, XP, GTS, GS SPX, GTI, GSI '1995-02	82.00	8040	8041	8042	8043	8044		8046		
800 XP GSX, GTX, RFI SPX 1995-02	82.00	8050	8051	8052	8053	8054		8056		
951 XPL, GSXL, GTXL, RX, LRV 1997-02	88.00	8060	8061	8062	8063	8064				

		STD	.010	.020	.030	.040	.050	.060	.070	.080
YAMAHA	Std. Bore	STD	.25mm	.50mm	.75mm	1mm	1.25mm	1.5mm	1.75mm	2mm
650 All Thru 1996	77.00	7100	7101	7102	7103	7104	7105	7106		
701 All Thru 1997	81.00	7090	7091	7092	7093	7094		7096		7098
760 All Thru 1998	84.00	7110	7111	7112	7113	7114		7116		7118
1100 Wave Raider '95-97 Wave Venture 1996-97	81.00	7090	7091	7092	7093	7094		7096		7098
1200/GP1200All thru '98	84.00	7110	7111	7112	7113	7114		7116		7118
800 All thru 2002	79.90	7170A								
GP1200 R 2000-02	79.91	7170B								
XL1200 LTD 1998-00	79.92	7170C								
XLT1200 2001-02										

		STD	.010	.020	.030	.040	.050	.060	.070	.080
KAWASAKI	Std. Bore	STD	.25mm	.50mm	.75mm	1mm	1.25mm	1.5mm	1.75mm	2mm
JS-440 1976-90	68.00	4450	4451	4452	4453	4454	4455	4456	4457	4458
JS-440 to 550 Big Bore	75.00	4460	4461	4462	4463	4464	4465	4466	4467	4468
JS-550 1982-90	75.00	4460	4461	4462	4463	4464	4465	4466	4467	4468
JS, JF-650 1986-96	76.00	4470	4471	4472	4473	4474	4475	4476	4477	4478
JS-750 SS, XS, Xi 1993-97	80.00	4480	4481	4482	4483	4484	4485	4486	4487	4488
JS-750 ZXi, SXi '95-98	80.00	4490	4491	4492	4493	4494	4495	4496		
JS-900 ZXi 1997-98	80.00	4500	4501	4502	4503	4504	4505	4506		
JS-1100 ZXi 1996-98	80.00	4490	4491	4492	4493	4494	4495	4496		

BIG END (CRANK PIN) BEARINGS



Sea Doo	Size	Part No.	Kawasaki	Size	Part No.
580, 650	42 x 30 x 16.75	01319	JS/JF-650	24 x 32 x 20	01315
720	26 x 33 x 18	01321	JS750 93-95	26 x 34 x 20	01317
785	28 x 35 x 18	01323	JS750 96-02	28 x 36 x 20	B1065
951	28 x 36 x 20	B1065	JS900ZXI	24 x 32 x 20	01317
			JS1100ZXI	24 x 32 x 20	01317
Yamaha	Size	Part No.	Polaris	Size	Part No.
650, 701, 760, 1100	25 x 32 x 20	01325	650, 750, 780	24 x 32 x 16	01329

FUEL
SYSTEMS

ENGINE/
GASKETS

EXHAUST

DRIVE LINE
HANDLING

ELECTRICAL

WATERLINE/
BILGE

STEERING
& CONTROLS

BODY

ACCESSORIES

SERVICE TOOLS
/HARDWARE

CHEMICAL



TOP END (WRIST PIN) BEARINGS

Kawasaki	OEM No.	Size	Part No.	
300	1986-93	13033-1010	18x22x24	50-3272
440	1977-92	13033-3005	16x20x22.5	50-3122
550	1982-95	13033-3005	16x20x22.5	50-3122
650 SX,X2,TS,SC				
	1986-96	13033-1010	18x22x24	50-3272
750 ST,SX,SS,SSXi,XiR				
	1992-95	13033-3702	20x25x25	50-3302
900 ZXi,STX	1995-02	13033-3702	20x25x25	50-3302
750 ZXi,SS,STX,SXi,STS,SSXi,Xi Sport,SXi Pro				
	1996-02	13033-3703	22x27x24.7	50-3304
1100 ZXi,STX	1996-02	13033-3703	22x27x24.7	50-3304
Ultra 150,STX-R		13033-3704	24x29x25	50-4186

Sea Doo	OEM No.	Size	Part No.	
580	1988-96	290.832.320	18x22x22	50-4185
650	1993	290.832.440	20x24x23	50-4184
650	1994-95		20x25x21.7	50-4182
720	1995-02	290.832.420	20x24x23	50-4184
785	1995-02	290.832.420	20x24x23	50-4184
951	1997-02	290.832.550	21x25x24	01242

Yamaha	OEM No.	Size	Part No.	
500	1987-92	20x24x23	50-4184	
650	thru 1996	933310-320U200	20x25x25	50-3302
701, 760	thru 2002		20x25x24	50-3483
1100	1995-97		20x25x24	50-3483
1200 (65U)	1997-02		20x25x24	50-3483
800	1998-02		22x27x23	01343
1200 (66V)	1998-02		22x27x23	01343

Polaris	OEM No.	Size	Part No.	
650	1987-92	3083216	18x23x21.5	50-3496
750	1987-92	3083216	18x23x21.5	50-3496
780	1987-92	3083216	18x23x21.5	50-3496
700	1995-97	3584001	20x25x21.7	50-4182
900	1997-02	3584001	20x25x21.7	50-4182
1050	1998-02	3584001	20x25x21.7	50-4182

CRANKSHAFT OIL SEAL KIT

We have gone to great lengths to insure the quality of these seals.


Polaris	Part No.
650/750/780/785	51-0074

Yamaha	Part No.
500 87-90	51-0048
650/701/760/1100/1200	51-0054
800	51-0057
GP1200R	51-0058

Kawasaki	Part No.
440 73-80 (Full Circle)	51-0014
440 81-91/550 ALL	51-0015
650/750 ALL	51-0027
900/1100	51-0029



Sea Doo	Part No.
580	51-0068
650/720	51-0069
785	51-0072
950	51-0073



CRANKSHAFT PARTS FOR SEA DOO

Descriptions	Models	OEM No.	Part No.
A. Distance Ring	720 Mag side – 1.5mm thick	290-827-447	010-474
B. Distance Ring	580/650 Mag side – 2mm thick	290-827-440	010-472
C. Distance Ring	580/650/720 Pto side		
	800 Mat & Pto – 2mm thick	290-827-760	010-473
D. Flat Bearing Washer	580/650 (Small)	420-827-715	010-475
E. Retainer Shim	720 (Small)	420-827-050	010-476
F. Retainer Shim	720 (Medium)	420-827-050	010-477
G. PTO Seal Retaining Ring	580/650/720/800 (Large)	420-827-715	010-479
H. Thrust Washer	951		010-470
I. Crank Center Gear	580		010-471-01
J. Crank Center Gear	650/720/800		010-471
K. Fly Wheel Nut	All Models	420-842-230	010-480

FUEL SYSTEMS

ENGINE/GASKETS

EXHAUST

DRIVE LINE HANDLING

ELECTRICAL

WATERLINE/BILGE

STEERING & CONTROLS

BODY

ACCESSORIES


SERVICE TOOLS/HARDWARE

CHEMICAL



HOT PRODUCTS CONNECTING RODS

Heavy duty replacement rods are used in many racing applications because of proven reliability. Kits are complete with top and bottom roller bearings, pin and shims. Made in Japan.



Sea Doo	Part No.	Yamaha	Part No.
580	50-3520	500	50-3480
650	50-3521	650/701/760/1100/1200 (97-98)	50-3490
720 (PTO)	50-3522	GP800R/XL800/GP1200R/XL1200	50-3495
720 (MAG)	50-3523		
785	50-3524		
951	50-3525		
Polaris		Kawasaki	
	Part No.		Part No.
650/750/780 (Middle; Rear)	50-3530	450/550 All	50-3120
650/750/780 (Front-PTO)	50-3531	650 All	50-3270
		750 1992-95	50-3280
		750ZXI/SXI/STS/STX/SS/XI 1996-99	50-3281
		900 ZXI	50-3283
		1100 ZXI/STX 1995-98	50-3282



IMS PRO SERIES CONNECTING RODS

IMS Pro Series Rods are forged from SCM 415 Chromoly Steel, then deburred with a double vibrating, double honing process and then polished to perfection to insure continued performance at high RPM. NRB Bearings are double silver coated to displace excessive heat.

Sea Doo	Part No.	Polaris	Part No.
580	420501	750 Long Pin (PTO)	42101-L
650	420502	750 Short Pin (Mag. Middle)	42101-S
720 Long Pin	420503-L		
720 Short Pin	420503-S		
800	420504		
951	420505		
Yamaha		Kawasaki	
	Part No.		Part No.
650/701/1100/1200	427304	440/550	423104
		650	423105
		750 93-94	423106
		750ZXI/SXI 95-97	423111



HOT ROD CONNECTING RODS

Hot Rods are double forged to improve grain flow and maintain dimensional consistency.

Sea Doo	Part No.	Yamaha	Part No.
580 1990-96	CR144	650/701/760/1100	CR143
650 1997	CR147	GP800/GP1200R	CR185
720 1995-02 MAG	CR145		
720 1995-02 PTO	CR146	Kawasaki	Part No.
785	CR148	1100ZXI 95-00,STX	CR167
951	CR182	Ultra 150	CR186
		Polaris	Part No.
		700/900/1050	CR155

PERSONAL WATERCRAFT CONNECTING ROD DIMENSIONS

Model	Center to center mm	Small end bore mm	Big end bore mm	Small end Width mm	Big end Width mm	Pin dia. mm	pin length mm	Small end bearing mm	Big end bearing mm	Washer Thickness mm
KAWASAKI										
JS 440/550	110	20	30.6	18	15	24.6	49	16X20X23	24.6X30.6X15	1
JS/JF 650	133	22	32	22	20	24	59	18X22X24	24X32X20	1
JS 750 (93-96) 20mm wrist pin	133	25	34	22	20	26	59	20X25X25	26X34X20	1
JS 750 (95-00) 22mm wrist pin	133	27	36	22	20	28	58	22X27X25	28X36X20	1
JS 900 ZXI	133	25	34	22	20	26	59	20X25X25	26X34X20	1
JS 1100 ZXI, SXI (95-00)	135	27	34	22	20	26	59	22X27X25	26X34X20	1
Ultra 150	140	29	40	22	20	32	62	24X29x25	32x40x20	1
POLARIS										
650/750/780 SL MAG/center	120	23	32.3	16	16	24.3	51	18X23X22	24.3X32.3X16	1
650/750/780 SL PTO	120	23	32.3	16	16	24.3	54	18X23X22	24.3X32.3X16	1
700/900/1050	136	25	35	16	16	28	60	20X25X22	28X35X16	1
SEA-DOO										
580 thru (96)	125	22	31	17	17	24	52	18X22X22	24X31X17	1
650 thru (97)	125	25	31	17	17	24	52	20X25X22	24X31X17	1
720 XP, HX MAG (95-00)	125	24	33	18	18	26	53	20X24X22	26X33X18	1
720 XP, HX PTO (95-00)	125	24	33	18	18	26	55	20X24X24	26X33X18	1
785 XP RAVE (all)	140	24	35	18	18	28	55	20X24X23	28X35X18	1
951 RAVE (98-00)	140	25	36	20	20	28	57	21X25X24	28X36X20	1
YAMAHA										
650/901/760/1100 (all)	125	25	32	20	20	25	60	20X25X24	25X32X20	1
GP800, GP1200R	135	27	34	21	21	27	69	22x27x23	29x34x21	1.5

FUEL SYSTEMS
ENGINE/GASKETS
EXHAUST
DRIVE LINE HANDLING
ELECTRICAL
WATERLINE/BILGE
STEERING & CONTROLS
BODY
SERVICE TOOLS ACCESSORIES/HARDWARE
CHEMICAL



CRANK SHAFT REPLACEMENT BEARINGS

	FRONT MAG. #1	FRONT MAG. #2	INNER #1	INNER #2	REAR PTO#1	REAR PTO#2
Sea Doo						
580 87-94	6206NR	6206NR	6305NR	6206NR	6207NC4	6207NC4
580 95-96	6206NC4	6206NC4	6305NR	6206NR	6207NC4	6207NC4
650 93	6206NR	6206NR	6206NC4	6206NC4	6207NC4	6207NC4
650 94-96	6206NC4	6206NC4	6206NC4	6206NC4	6207NC4	6207NC4
720 all	6206NC4	6206NC4	6206NC4	6206NC4	6207NC4	6207NC4
800 all	6207NC4	6207NC4	6207NC4	6207NC4	6306N	6207NC4
951 all	6208NC4	6208NC4	6306NC4	6208NC4	6208NC4	6208NC4
Yamaha						
650/701/760	83B207		6207YR	6207YR	83B727	
1100/1200	83B207		83B729(2)	83B729(2)	83B727	
Kawasaki						
440/550	6206N		6305N	6305N	6206N	
650/750	6306C3		6306C3	6306NR	6306C3	
900/1100/Ultra	5207-1LT		6207NLT	83A844A (3)	83A948	
Polaris						
650/701/780	6207NC4	6207NC4	6207NC4(2)	6307NR		
700/900/1050	6207NC4	6207NC4	6207NC4	6207NC4	6207NC4	6207NC4



CRANKSHAFT WEBS

Kawasaki 650/750 and Yamaha cranks are non-rebuildable. In order to rebuild crank, crankshaft webs must be replaced.

Yamaha	Part No.
650/701/760/1100/1200	HR201
Kawasaki	
750 93-94 (26mm Crank Pin)	HR202
650	HR203
750XI/SXI (28mm Crank Pin)	HR205
900 All, 1100 97-01	HR206

*Web Kit contains 2 webs without crank pin.

WISECO



WISECO NEW COMPLETE CRANKSHAFT ASSEMBLIES & CON-ROD

All new assembly. Crankshafts are sold complete with Hot Rods Connecting rods, main bearings and inner crankshaft webs. Trued to within .001. Crankshafts are completely rebuildable.

Sea Doo	Crank Assy.
580/650	H106
720	H108
785 1996-01 (will not fit fuel injection models)	H109

Yamaha	
650/701/760 All	H102
1100 Triple (63M)	H112
1200 Triple (65U)	H111

FUEL SYSTEMS
ENGINE/GASKETS
EXHAUST
DRIVE LINE HANDLING
ELECTRICAL
WATERLINE/BILGE
STEERING & CONTROLS
BODY
ACCESSORIES
SERVICE TOOLS/HARDWARE
CHEMICAL

HOT PRODUCTS GASKET SETS

Full top end and complete sets. Made in the USA.



Yamaha	Top	Complete
WJ/WR500	-	51-4803
SJ/WRIII/VXR650 (90-93)	2600	2650
LX650 (90-93)	-	51-5703
701SJ-95, BLST-95, 701W/Raider 96+	2700	2750
701SJ 96+, BLST 96+	2550	2555
701W/RDR 94-95/Venture 95+	2950	2980
760W/RDR 96+/BLST II 96+/XL760	2990	2992
800 GP 98+	3520	3530
1100Raider/Venture	4520	4530
1200 GP, XL1200	4680	4685
GP1200R, XL1200LTD	290500K	290510K

Kawasaki	Top	Complete
440 77-80	-	51-1203
440 81-92	-	51-1503
550 82-85	5550	5560
550 86-90	5570	5580
550SX 91-95	-	51-2403
650 All	-	5940
650 X2, TS	-	5960
750 All	7200	-
750 SX/SXI/SXI Pro	-	7210
750 SS/XI	-	7220
750 SS 92-93	-	7240
750 XIR	-	7230
750 95 STS	-	7225
750 ZXI 95+	-	7245
900 ZXI	7500	7520
1100 ZXI 96-98	7670	7680

Tiger Shark	Top	Complete
639	3100	3110
644	3100	3120

Sea Doo	Top	Complete
580 -91 Yellow Eng.SP/XP/GT	6400	6425
580 92+ White Eng.SP/SPI/XP/GTS	6440	6465
650 GTX/XP/XPI/SPX	6480	6500
720 SPX/GTI/HX	6600	6610
785 XP/GSX/GTX	6620	6640
951 97 GSX LTD White Eng.	6825	6830
951 98 XP LTD, GSX LTD Silver Eng.	6840	6842

Polaris	Top	Complete
650	4200	4210
750	4220	4230
700 Hurricane	4375	4378
Octane 777	400500K	400510K
780	4235	4240
785/Pro	4250	4260
900	4380	4383
1050	4385	4390
1200 Genesis	450500K	450510K

INDIVIDUAL GASKETS FOR SEA DOO

580 PRE '92 SP/XP/GP

YELLOW ENGINE	OEM No.	Part No.
Top Kit	Yellow Engine	6400
Complete Kit	Yellow Engine	6425
Head Cover O-Ring	290-950-050	6200
Spark Plug O-Ring	290-430-782	6220
Cylinder O-Ring	290-850-540	6170
Water Jacket O-Ring	290-850-040	6230
Base Gasket	290-931-160	6000
Carb Gasket 38mm	290-842-040	6100
Exhaust Gasket	290-850-630	6050
Headpipe Gasket	290-950-250	6140
Starter Gasket	290-950-905	6120
Water Dist	290-831-612	6110
Water Mani O-Ring	290-430-460	6240
Flywheel Housing	290-850-600	6125
Rotary Valve Shaft O-Ring	290-831-500	6260
Rotary Valve Cover O-Ring	290-831-360	6250
Manifold O-Ring (2 carb)	290-831-705	6270
Manifold O-Ring (1 carb)	290-850-160	6275
Flywheel Cover O-Ring	290-950-130	6280

580 '92+ SP/SPI/XP/GTS

WHITE ENGINE	OEM No.	Part No.
Top Kit	White Engine	6440
Complete Kit	White Engine	6465
Head Cover O-Ring	290-950-360	6205
Spark Plug O-Ring	290-430-782	6220
Cylinder O-Ring	293-300-026	6170
Water Jacket O-Ring	290-850-040	6230
Base Gasket	290-931-161	6020.3
Carb Gasket 38mm	290-850-373	6100
Carb Gasket 39mm	270-000-114	6105
Exhaust Gasket	290-850-635	6060
Headpipe Gasket	290-950-251	6150
Starter O-Ring	278-000-694	6152
Flywheel Housing	290-850-605	6130
Rotary Valve Shaft O-Ring	293-300-023	6250
Rotary Valve Cover O-Ring	293-300-024	6260
Manifold O-Ring (2 carb)	290-831-705	6270
Flywheel Cover O-Ring	290-831-555	6278

HEAD GASKETS



Head gaskets for race and replacement. Available in Metal, Copper, and "Ultimate" Green fiber.

Sea Doo Cylinder	Type	Part No.
O ring set 580 92+	O-Ring	6170
O ring set 650	O-Ring	6180
O ring set 720/785	O-Ring	6185

Sea Doo Head Cover	Type	Part No.
O ring 580 Yellow Engine	O-Ring	6200
O-Ring 580 White Engine/720	O-Ring	6205
O ring 650	O-Ring	6210
O ring 785	O-Ring	6612

Polaris	Thickness	Type	Part No.
650	0.040	Green (3 Required)	4020
750	0.040	Green (3 Required)	4030
650	0.010	Metal (3 Required)	4000
750	0.010	Metal (3 Required)	4010
780	0.010	Metal (3 Required)	4035
785	0.010	Metal (3 Required)	4037

Polaris Head O-Ring	Part No.
700 Hurricane/900/1050	4300

Polaris Cylinder O-Ring	Part No.
700 Hurricane/1050	4305
900	4303

Yamaha	Thickness	Type	Part No.
500 All	0.040	Fiber	2000
500 All	0.050	Green	2005
650 All 77mm	0.050	Green	2205
701 All 82mm	0.050	Green	2215
701 W/Raider	0.050	Green	2810
760 86mm	0.050	Green	3210
GP800	0.050	Green	3410
1100 82mm	0.050	Green	4400
1200 86mm	0.050	Green	4610
760 86mm	0.025	Metal	3200
GP800	0.050	Metal	3400
1200 86mm	0.025	Metal	4600
GP1200R,XL1200LTD	0.025	Metal	290000

Kawasaki	Thickness	Type	Part No.
440 77-80	0.040	Fiber	51-1206
440 81-92	0.040	Fiber	5200
550 82-90	0.040	Fiber	5400
550 91-95	0.040	Fiber	51-2406
650 All	0.040	Fiber	5820
650 All	0.040	Green	5830
750 All	0.040	Green	7020
900 ZXI	0.040	Green	7410
1100 ZXI	0.040	Green	7605
550 91-	0.010	Metal	51-2409
650 All	0.010	Metal	5800
750 All	0.010	Metal	7000
900 ZXI	0.010	Metal	7400
1100 ZXI	0.010	Metal	7600
550 91-	0.020	Copper	51-2410
750 All	0.020	Copper	7010

INDIVIDUAL GASKETS FOR SEA DOO

650 GTX/XP/XPI/SPX

	OEM No.	Part No.
Top Kit		6480
Complete Kit		6500
Head Cover O-Ring	290-950-320	6210
Spark Plug O-Ring	290-430-782	6220
Cylinder O-Ring	290-931-220	6180
Water Jacket O-Ring	290-850-045	6235
Base Gasket (.012/0.3mm)	290-931-161	6020.3
Base Gasket (.017/0.4mm)	290-931-162	6020.4
Base Gasket (.020/0.5mm)	290-931-163	6020.5
Base Gasket (.024/0.6mm)	290-931-164	6020.6
Base Gasket (.030/0.8mm)	290-931-165	6020.8
Carb Gasket 38mm	290-850-373	6100
Exhaust Gasket	290-850-637	6080
Headpipe Gasket	290-950-251	6150
Starter O-Ring	278-000-694	6152
Flywheel Housing	290-850-605	6130
Rotary Valve Cover O-Ring	293-300-023	6250
Rotary Valve O-Ring	293-300-024	6260
Manifold O-Ring (2 carb)	290-831-705	6270
Flywheel Cover O-Ring	290-831-555	6278

720 SPX/GT/HX

	OEM No.	Part No.
Top Kit		6600
Complete Kit		6610
Head Cover O-Ring	290-950-360	6205
Spark Plug O-Ring	290-430-782	6220
Cylinder O-Ring	290-931-410	6185
Water Jacket O-Ring	290-850-045	6235
Base Gasket (.012/0.3mm)	290-931-400	6025.3
Base Gasket (.017/0.4mm)	290-931-401	6025.4
Base Gasket (.020/0.5mm)	290-931-402	6025.5
Base Gasket (.024/0.6mm)	290-931-403	6025.6
Base Gasket (.030/0.8mm)	290-931-404	6025.8
Carb Gasket 41mm	293-250-042	6107
Exhaust Gasket	290-850-637	6080
Headpipe Gasket	290-950-251	6150
Starter O-Ring	278-000-694	6152
Flywheel Housing	290-850-605	6130
Rotary Valve Cover O-Ring	293-300-023	6250
Rotary Valve Shaft O-Ring	293-300-024	6260
Flywheel Cover O-Ring	290-831-555	6278

FUEL SYSTEMS
ENGINE/GASKETS
EXHAUST
DRIVE LINE HANDLING
ELECTRICAL
WATERLINE/
& CONTROLS
STEERING
BODY
ACCESSORIES
SERVICE TOOLS
/HARDWARE
CHEMICAL

INDIVIDUAL GASKETS FOR SEA DOO

785 XP/GSX/GTX

	OEM No.	Part No.
Top Kit		6620
Complete Kit		6640
Head Cover O-Ring	290-831-550	6612
Spark Plug O-Ring	290-430-782	6220
Cylinder O-Ring	290-931-410	6185
Water Jacket O-Ring	290-931-420	6614
Base Gasket (.012/0.3mm)	290-931-720	6035.3
Base Gasket (.017/0.4mm)	290-931-721	6035.4
Base Gasket (.020/0.5mm)	270-931-722	6035.5
Base Gasket (.024/0.6mm)	290-931-723	6035.6
Base Gasket (.030/0.8mm)	290-931-724	6035.8
Carb Gasket 41mm	293-250-042	6107
Power Valve Gasket	290-931-540	6618
Power Valve O-Ring	290-430-110	6622
Exhaust Gasket	290-931-480	6082
Head Pipe Gasket	290-931-500	6155
Balance Shaft O-Ring	290-230-300	6624
Manifold O-Ring	290-831-765	6628
Rotary Valve Shaft O-Ring	293-300-024	6260
Starter O-Ring	278-000-694	6152
Flywheel Housing Gasket	290-931-470	6045
Flywheel Cover O-Ring	290-950-360	6632
Oil Pump O-Ring	293-300-018	6255
P.T.O. O-Ring	290430-782	6220

951 97+ GSX LTD, XP LTD

	OEM No.	Part No.
Top Kit 951 '97		6825
Complete Kit 951 '97		6830
Top Kit 951 '98		6840
Complete Kit 951 '98		6842
Head Gasket	290-931-700	6700
Base Gasket '97	290-931-680	6730.3
Base Gasket '97	290-931-681	6730.4
Base Gasket '97	290-931-682	6730.6
Base Gasket '98	290-931-685.5	6732.5
Base Gasket '98	290-931-686.6	6732.6
Base Gasket '98	290-931-687.8	6732.8
Carb Gasket 50mm	270-500-384	6740
Power Valve O-Ring	290-430-110	6622
Power Valve Housing O-Ring	290-931-670	6750
Exhaust Gasket	293-250-081	6760
Headpipe Gasket	290-931-487	6770
Stud O-Ring	290-850-460	6780
Balance Shaft O-Ring	290-230-300	6624
Starter O-Ring	278-001-159	6790
Flywheel Housing	290-931-690	6795
Oil Pump O-Ring	293-300-018	6255



INDIVIDUAL GASKETS FOR YAMAHA

WAVE JAMMER, W/ RUNNER 500

	OEM No.	Part No.
Complete Kit		51-4803
Head	6K8-1181	2000
Carb	6K8-13556	2010
Thermostat Cover	655-12414	2020
Reed	6K8-13621	2030
Oil Seal Housing	6K8-15369	2040
Flywheel Cover	6K8-81365	2050
Flame Arrestor	6K8-13674	2060
Exhaust Cover #1	6K8-41124	2070
Exhaust Cover #2	6K8-41122	2080
Exhaust Cover Inner	6K8-41112	2090
Exhaust Cover Outer	6K8-41114	2100
Muffler Damper #1	6K8-14739	2110
Muffler Damper #2	6K8-14749	2120
Silencer	6K8-14755	2130
Upper Case	6K8-45113	2140

650 S/ JET 90-93, WR111 90-93

	OEM No.	Part No.
Top Kit		2600
Complete Kit		2650
Head 77mm .050	6R7-11181	2205
Base	6M6-11351	2220
Carb	6M6-13556	2230
Top Manifold	6M6-13563	2240
Lower Manifold	6M6-13566	2260
Reed	6M6-13621	2280
Exhaust	6M6-14613	2310
Oil Pump	6R8-13116	2340
Air Cleaner	6M6-13674	2350
Flywheel Cover	6M6-81365	2360
Head Pipe	6R7-14755	2370
Outer Cover	6R7-41114	2380
Damper	6R7-14749	2390
Exhaust Pipe	6M6-14739	2400
Head Cover	6M6-11193	2410

701 SJ 94-95, BLSTR 93-95 W/Rdr 96, WR111 94-95

	OEM No.	Part No.
Top Kit		2700
Complete Kit		2750
Head 82mm .050	61X-11181A	2215
Head 82mm .025	Stainless	2216
Base	6M6-11351	2220
Carb	6M6-13556	2230
Top Manifold	61X-13563	2250
Lower Manifold	61X-13566	2270
Reed	61X-13621	2290
Exhaust Green	61X-14613	2330
Oil Pump	6R8-13116	2340
Flame Arrestor	6M6-13674	2350
Flywheel Cover	6M6-81365	2360
Silencer (aka Head Pipe)	6R7-14755	2370
Outer Cover	6R7-41114	2380
Damper	6R7-14749	2390
Exhaust Pipe	6M6-14739	2400
Head Cover	6M6-11193	2410



701 SJ 96-98, W/BLSTR 96

	OEM No.	Part No.
Top Kit		2550
Complete Kit		2555
Head 82mm	62T-11181	2215
Base	6M6-11351	2220
Reed	62T-13566	2830
Carb Manifold	62T-13556	2820
Carb Base	-	5460
Exhaust Green	61X-14613	2330
Oil Pump	6R8-13116	2340
Arrestor	62T-13674	2825
Flywheel Cover	6M6-81365	2360
Head Pipe	6R7-17455	2370
Outer Cover	6R741114	2380
Damper	6R7-14749	2390
Exhaust Pipe	6M6-14739	2400

701 W/Rdr 94-95, W/Vtr 96+

	OEM No.	Part No.
Top Kit		2950
Complete Kit		2980
Head Green	62T-11181	2810
Base	6M6-11351	2220
Carb Base	62T-14398	5030
Carb Manifold	62T-13556	2820
Air Cover	62T-13674	2825
Flywheel Cover	6M6-81365	2360
Reed	62T-13566	2830
Exhaust Green	62T-14613	2850
Muffler Damper 1	62T-14739	2860
Head Pipe	62T-14749	2870
Exhaust Outer Cover #1	62T-41114	2880
Exhaust Inner Cover	62T-41122	2890
Exhaust Outer Cover #2	62T-41124	2900
Oil Pump	6R8-13116	2340

760 W/Rdr 96+, Blstr II 96+

	OEM No.	Part No.
Top Kit		2990
Complete Kit		2992
Head .025 Stainless	64X-11181	3200
Head .050 86mm	Ultimate	3210
Base	6M6-11351-A2	3205
Carb Base	62T-14398	5460
Carb Manifold	64X-13556	3220
Arrestor	64X-13674	3230
Reed	62T-13566	2830
Exhaust Green	62T-14613	2850
Flywheel Cover	6M6-81365	2360
Head Pipe	64X-14749	2870
Exhaust Outer Cover #1	62T-41114	2880
Exhaust Inner Cover	62T-41122	3240
Outer Cover Exhaust	62T-41124	3250
Oil Pump	6R8-13116	2340

GP800 98+

	OEM No.	Part No.
Top Kit		3520
Complete Kit		3530
Head .025 Stainless		3400
Head .050 82mm	Ultimate	3410
Base		3420
Carb Base		5460
Carb Manifold		3430
Exhaust Green		3450
Head Pipe		3460
Power Valve		3470
Exhaust Section		3480
Flywheel Cover O-Ring		3495
Oil Pump		2340



INDIVIDUAL GASKETS FOR YAMAHA

1100W/Venture/Raider

	OEM No.	Part No.
Top Kit		4520
Complete Kit		4530
Head .050 82mm	63M-11181	4400
Base	63M-11351	4415
Carb Base	63M-14398	5030
Carb Manifold	63M-13556	4420
Carb Cover	-	5080
Reed	63M-13566	4430
Exhaust	63M-14613	4450
Muffler Damper 1	63M-14739	4455
Muffler Damper 2	63M-14749	4460
Exhaust Outer Cover	63M-41114	4470
Exhaust Inner Cover	63M-41122	4480
Head Cover	63M-11193	4500
Flywheel Cover	63M-81365	4505
Oil Pump	63M-13116	4510

YAMAHA GP 1200, XL 1200 98+

	OEM No.	Part No.
Top Kit		4680
Complete Kit		4685
Head .025 86mm	65U-11181	4600
Head .050 86mm Green	Ultimate	4610
Base	65U-11351	4615
Carb Base XL 1200 W	65U-13556	5460
Carb Manifold	64X-14162	4620
Spark Arrestor	-	4630
Reed	65U-13566	4430
Exhaust	65U-14613	4650
Muffler Damper 1	63M-14739	4455
Head Pipe	63M-14749	4460
Exhaust Outer Cover	63M-41114	4470
Exhaust Inner Cover	63M-41122	4480
Head Cover	63M-11193	4500
Flywheel Cover	63M-81365	4505
Oil Pump	63M-13116	4510

YAMAHA GP 1200R, XL 1200LTD

	OEM No.	Part No.
Top Kit		290500K
Complete Kit		290510K
Head .025 Stainless Steel	66V-11181	290000
Base (3 Required)	66E-11351	290020
Carb Base (3 Required)	66E-14398	290030
Carb Manifold	66V-13558	290040
Reed	-	260040
Reed Center	-	290050
Power Valve (3 Required)	66E-1131B	260070
Exhaust Green	66V-14613	290060
Head Pipe	66V-14749	290070
Chamber	66V-14721	290080
Outer Cover #1	66V-41113	291000
Outer Cover #2	66V-41124	291010
Tail Cone	66V-14623	261010
Starter O-Ring	1FK-81847	261020
Oil Pump	63M-13116	220060

FUEL SYSTEMS

ENGINE/GASKETS

EXHAUST

DRIVE LINE HANDLING

ELECTRICAL

WATERLINE/BILGE

STEERING & CONTROLS

BODY

ACCESSORIES

SERVICE TOOLS/HARDWARE

CHEMICAL

INDIVIDUAL GASKETS FOR KAWASAKI

440 ALL

	OEM No.	Part No.
Complete Kit 77-80		51-1203
Complete Kit 81-92		51-1503
Head	11004-3707	5200
Base	11009-505	5240
Intake	11009-3785	5250
Carb Base 38mm	11009-3786	5030
Housing Pre 82	92065-515	5270
Exhaust	11009-3779	5280
Headpipe Green	11060-3710	5290
Arrester 38mm	11060-3702	5080

550 1982-85, 1986-90

	OEM No.	Part No.
Top Kit 1982-85		5550
Complete Kit 1982-85		5560
Top Kit 1986-90		5570
Complete Kit 1986-90		5580
Head All	11004-3709	5400
Base	11009-3782	5430
Intake	11009-3785	5250
Carb Base 38mm Pre 86	11009-3786	5030
Carb Base 44mm 86-90	11060-3743	5460
Exhaust	11009-3779	5280
Headpipe Pre-86	11009-3051	5480
Conn Pipe Lower Pre 86	11060-3730	5490
Headpipe	11060-3726	5500
Conn Pipe 86-90	11060-3727	5510
Chamber 86-90	11060-3278	5520
Arrester 38mm Pre 86	11060-3702	5080
Arrester 44mm 86-90	11060-3744	5540

550sx 1991-95

	OEM No.	Part No.
Complete Kit		51-2403
Head .010 Stainless	11004-3706	51-2409
Head .040 Fiber		51-2406
Base .010 Stainless	11009-3780	5630
Base .020 Fiber		5635
Reed	11009-3787	5640
Intake	11009-3788	5650
Keihin 38mm	11060-3716	5660
Exhaust	11009-3779	5280
Headpipe	11060-3726	5500
Conn Pipe	11060-3727	5510
Chamber	11009-2446	5520

KAWASAKI 650, X2/TS/SC

	OEM No.	Part No.
650 Complete		5940
650 X2, TS Complete		5960
Head .010 Stainless	11004-3710	5800
Head .040 Fiber		5820
Head .040 Green	Ultimate	5830
Base	11009-3775	5850
Reed	11009-3731	5860
Keihin 28mm Carb Base	11009-3747	5870
Keihin 38mm Carb Base	11060-3716	5660
Exhaust	11009-3722	5880
Head Pipe	11009-3752	5890
Head Pipe 46mm ID Green	11009-3752	5900
Muffler TS	11060-3718	7120
X-2 Conn Pipe	11009-3724	5910
Control Valve All	11060-3723	7150

750SX, SXI, SXI Pro

	OEM No.	Part No.
Top Kit	All	7200
Complete Kit	SX/SXI	7210
Head .010 Stainless	11004-3714	7000
Head .040 Green	Ultimate	7020
Base	11060-3711	7040
Reed A SX(4pcs) SXI(2pcs)	11060-3717	7050
Reed B SXI(2pcs)	11060-3757	7430
40mm Carb	11060-3716	7060
40mm Carb SXI 96+	11060-3761	7065
Exhaust	11060-3759	7070
Head Pipe SX, SXI	11060-3712	7080
Upper Muffler SX, SXI	11060-3713	7090
Muffler SX, SXI	11060-3714	7140
Control Valve All	11060-3723	7150

750 SS, XI, XIR

	OEM No.	Part No.
Complete Kit	SS/XI	7220
Complete Kit	SS 92-93	7240
Complete Kit	XIR	7230
Head .010 Stainless	11004-3714	7000
Base All	11060-2711	7040
Reed (4pcs) SS92+, XI93-95, XI	11060-3717	7050
Reed A XI 96(2 pcs)	11060-3717	7050
Reed B XI 96(2 pcs)	11060-3757	7430
40mm Carb SS, XI, XIR	11060-3716	7060
40mm Carb XI 96	11060-3758	7060
Exhaust All	11060-3721	7070
Head Pipe SS 92-93	11060-3720	7100
Head Pipe SS 94+, ST, XI 93+	11060-3732	7110
Head Pipe (XIR)	11009-3752	5900
Muffler XI, SS	11060-3718	7120
Control Valve All	11060-3723	7150

750 STS, ZXI

	OEM No.	Part No.
750 Complete	95 STS	7225
750 Complete	ZXI 95+	7245
Head .010 Stainless	11004-3714	7000
Base All	11060-3711	7040
Reed A ZXI, STS (2), ST (4)	11060-3717	7050
Reed B ZXI, STS (2)	11060-3757	7430
40mm Carb ZXI, STS	11060-3758	7065
Exhaust STS 95-96, ZXI	11060-3721	7070
Headpipe 95 STS	11060-3732	7110
Headpipe 96 STS	11060-3771	7115
Headpipe ZXI 95-96	11060-3754	7470
Muffler 1 95 STS	11060-3718	7120
Exhaust Joint STS 96	11060-3763	7125
Muffler 1 96 STS	11060-3766	7135
Muffler 2 96 STS	11060-3770	7145
Muffler ZXI 95-96	11060-3755	7480
Control Valve All	11060-3723	7150

KAWASAKI 900 ZXI 95+

	OEM No.	Part No.
Top Kit		7500
Complete Kit		7520
Head .010 Stainless	11004-3713	7400
Head .040 Fiber		7410
Base	11060-3752	7420
Reed Engine	11060-3717	7050
Reed Carb	11060-3757	7430
Exhaust	11060-3756	7450
Carb Base	11060-3753	7460
Headpipe	11060-3754	7470
Muffler	11060-3755	7480

FUEL SYSTEMS
 ENGINE/GASKETS
 EXHAUST
 DRIVE LINE HANDLING
 ELECTRICAL
 WATERLINE/BILGE
 STEERING & CONTROLS
 BODY
 SERVICE TOOLS ACCESSORIES/HARDWARE
 CHEMICAL

KAWASAKI 1100ZXI 96-98

	OEM No.	Part No.
Top Kit		7670
Complete Kit		7680
Head .010 Stainless	11004-3715	7600
Head .040 Fiber		7605
Base	11060-3760	7615
Reed Engine	11060-3717	7050
Reed Carb	11060-3757	7630
Exhaust	11060-3767	7650
Carb	11060-3775	7652
Carb	11060-3776	7655
Headpipe	11060-3768	7660
Muffler	11060-3769	7665



INDIVIDUAL GASKETS FOR POLARIS

700 HURRICANE

	OEM No.	Part No.
Top Kit		4375
Complete Kit		4378
Head O-Ring	5410931	4300
Cylinder O-Ring	5410932	4305
Spark Plug O-Ring	5410917	4310
Base	5811057	4315
Reed Engine Side		4317
Reed Carb Side		4319
Carb	5830043	4320
Arrestor	5830062	4325
Exhaust	5811045	4330
Headpipe	5830051	4335
Flywheel Cover	5811145	4337
Water Manifold	5830061	4339
Oil Pump O-Ring	5411056	4340
Thermostat Housing	5410860	4353
Crank O-Ring	5410613	4356
Starter O-Ring	3240114	4359

POLARIS 650/750

	OEM No.	Part No.
650 Top Kit		4200
650 Complete Kit		4210
750 Top Kit		4220
750 Complete Kit		4230
Head 650 .010 Stainless	3240057	4000
Head 750 .010 Stainless	3240213	4010
Head 650 .040 Fiber	Ultimate	4020
Head 750 .040 Fiber	Ultimate	4030
Base .020	3240055	4040
Reed	3084148	4050
Carb	3240128	5030
Arrestor	5830013	4065
Exhaust	5211489	4070
Headpipe	5830038	4080
Water Manifold	3082937	4100
Thermostat Housing	5410781	4110
Oil Pump O-Ring	3083127	4112
Starter O-Ring	3240114	4359

POLARIS 780, 785 PRO

	OEM No.	Part No.
Head 780 Stainless	3240251	4035
Head 785 Stainless	3240305	4037
Base	3240249	4040
Reed	3084148	4050
Carb	3240128	5030
Carb 785		9240
Arrestor	5830013	4065
Arrestor 785		5540
Exhaust	5211623	4077
Exhaust 785	5211725	4078
Exhaust 785 O-Ring		4079
Head Pipe	5830038	4080
Power Valve 785		4085
Water Manifold	3082937	4100
Oil Pump O-Ring	3083127	4112
Thermostat Housing	5410781	4110
Starter O-Ring	3240114	4359

POLARIS 900/1050

	OEM No.	Part No.
Top Kit 900		4380
Complete Kit 900		4383
Top Kit 1050		4385
Complete Kit 1050		4390
Head O-Ring	5410931	4300
900 Cylinder O-Ring	5411044	4303
1050 Cylinder O-Ring	5410932	4305
Spark Plug O-Ring	5410917	4310
Base	5811057	4315
Reed		4318
Carb	5830043	4320
Arrestor	5830062	4325
Exhaust	5811045	4330
Headpipe	5830051	4335
Flywheel Cover	5811145	4337
Water Manifold	5830061	4339
Oil Pump O-Ring	5411056	4340
Thermostat Housing	5410860	4353
Crank O-Ring	5410613	4356
Starter O-Ring	3240114	4359

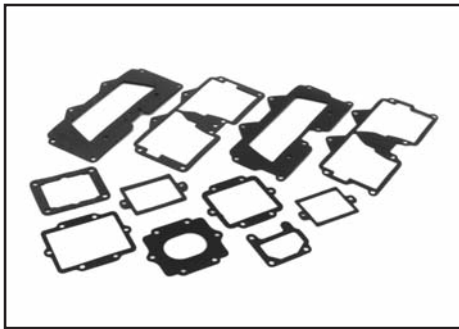
INDIVIDUAL GASKETS FOR TIGER SHARK

TIGER SHARK 639, 644

	OEM No.	Part No.
Top Kit 639/644		3100
639 Complete Kit		3110
644 Complete Kit		3120
Head	3008-174	3000
Head 639,644 77MM .040	Ultimate	3010
Head Big bore 82mm .040	Ultimate	3020
Base	3008-050	3030
Reed (4 required)	3008-076	3040
Carb Base	3008-057	5460
Exhaust (2 required)	3008-080	3060
Head Pipe	3008-081	3070
Connector Pipe 644 only	3008-082	3080
Air cleaner	3008-058	3090

FUEL SYSTEMS
ENGINE/GASKETS
EXHAUST
DRIVE LINE HANDLING
ELECTRICAL
WATERLINE/BILGE
STEERING & CONTROLS
BODY
ACCESSORIES
SERVICE TOOLS/HARDWARE
CHEMICAL

INDIVIDUAL GASKETS BY SECTION



INTAKE & REED GASKETS

(Intake Manifold to Cylinder or Cases)

Polaris	OEM#	Part No.
650/750/780/785 Reed	308448	4050
900/1050/Reed		4318
700/Hurricane Reed Engine Side		4317
700/Hurricane Reed Carb Side		4319

Yamaha	OEM#	Part No.
500 Reed	6K8-13261	2030
650 All Reed	6M6-13621	2280
650 Top Intake	6M6-13563	2240
650 Bottom Intake	6M6-13566	2260
701 Reed	61X-13621	2290
760 W/Rdr Reed/701 96+	62T-13566	2830
701 Top Manifold	61X-13563	2250
701 Lower Manifold	61X-13566	2270
SJ,W/Blster 701 96+/WRdr 701	62T-13556	2820
760 Carb Manifold	64X-13556	3220
800 Carb Manifold	64E-13556	3430
1100 Reed	63M-13566	4430
1100 Carb Manifold	64M-13556	4420

Kawasaki	OEM#	Part No.
440/550 Intake	11009-3785	5250
550SX Intake	11009-3788	5650
550SX Reed	11009-3787	5640
650 All Reed	11060-3703	51-2730
750/900/1100 Engine	11060-3717	7050
750/900/1100 Reed Carb		7430
	11060-3757	



EXHAUST HEAD PIPE GASKETS

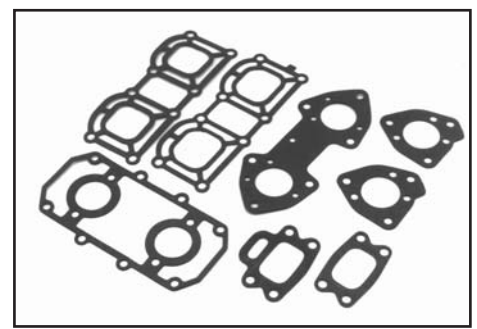
(manifold to pipe)

Sea Doo	OEM#	Part No.
580 92+/650/720	290-950-251	6140
785	290-931-500	6155
951 '97	290-931-487	6770
951 '98+	290-250-080	6775

Polaris	OEM#	Part No.
650/750/780/785	5830038	4080
700/Hurricane/900/1050	5830051	4335

Yamaha	OEM#	Part No.
650/701	6R7-14749	2390
701 WRD 94-95	62T-14749	2870
760	64X-14749	2870
800	66E-14749	3460
1100/1200	63M-14749	4460

Kawasaki	OEM#	Part No.
440/550	11009-3051	5290
650 All (46mm ID)	11009-3752	5900
750 SX/SX1	11060-3712	7080
750 SX/SX1 Front	11060-3713	7090
750 SS (92-95)	11060-3720	7100
750 X1 (93-96)	11060-3732	7110
900	11060-3755	7480
1100	11060-3769	7665



EXHAUST MANIFOLD GASKETS

(cylinder to manifold)

Sea Doo	OEM#	Part No.
580 All -91	420-850-632	6050
580 All 92+	290-850-635	6060
785	290-931-480	6082
650/720	290-850-637	6080
951	290-250-081	6760

Polaris	OEM#	Part No.
650/750	5211489	4070
700/Hurricane/900/1050	5811045	4330
780	5211623	4077
785	5211725	4078

Yamaha	OEM#	Part No.
500	6K8-45113	2140
650 All	6M6-14613	2310
701	61X-14613	2330
701/760 W/Rdr	62T-14613	2850
800	66E-14613	3450
1100	63M-14613	4450
1200	65W-14613	4650

Kawasaki	OEM#	Part No.
440/550	11009-3779	5280
650 (86-90)	11060-3739	51-2742
650/750 (2 required)	11060-3759	7070
750 SS-X1	11060-3718	7120
900	11060-3756	7450
1100	11060-3767	7650

ThreeBond



1211 (White)



1207 D (Silver)

THREE BOND SILICON GASKET

#1211 (White) Silicon Liquid Gasket


High grade silicon liquid gasket used by many OEM's in aluminum case assembly. 1211 is tack free in 90 minutes and fully cured in 24 hours.

#1207D (Silver) Quick Dry Silicon Gasket

Crankcase sealer for large gaps, sheet metal, tough to seal areas, and vertical applications. 1207D is tack free in 5 minutes and fully cured in 24 hours.

Descriptions	Part No.
Silicon Liquid Gasket (White)	TB1211
Quick Dry Silicon Liquid Gasket (Silver)	TB1207D

INDIVIDUAL GASKETS BY SECTION




BASE GASKETS

Sea Doo	OEM#	Part No.
580 -91	290-850-775	6000
580 92+/650	290-931-161	6020.3
580 92+/650	290-931-162	6020.4
580 92+/650	290-931-163	6020.5
580 92+/650	290-931-164	6020.6
580 92+/650	290-931-165	6020.8
720 0.3mm	290-931-400	6025.3
720 0.4mm	290-931-401	6025.4
720 0.5mm	290-931-402	6025.5
720 0.6mm	290-931-403	6025.6
720 0.8mm	290-931-404	6025.8
785 0.3mm	290-931-720	6035.3
785 0.4mm	290-931-721	6035.4
785 0.5mm	290-931-722	6035.5
785 0.6mm	290-931-723	6035.6
785 0.8mm	290-931-724	6035.8
951 97	290-931-680	6730.3
951 97	290-931-681	6730.4
951 97	290-931-682	6730.6
951 98+	290-931-685.5	6732.5
951 98+	290-931-686.6	6732.6
951 98+	290-931-687.8	6732.8

Polaris	Part No.
650/750/780/785	4040
700/Hurricane/900/1050	4315


Yamaha	OEM#	Part No.
760	6M6-11351-A200	3205
650/701 All		2220
GP800	66E-11351-0000	3420
1100/1200	63M-11351-010	4415

Kawasaki	OEM#	Part No.
440 All		5240
550 80-90	11009-3782	5430
550 91-93	11009-3780	5635
550 91-93 Copper	—	51-2417
650 All	11009-3775	5850
750 All	11060-3711	7040
900	11060-3752	7420
1100	11060-3760	7615



CARBURETOR BASE GASKETS


Description	Fiber	Green
Mikuni 38mm	5030	9230
Mikuni 40mm	6107	9235
Mikuni 44mm	5460	9240
Mikuni 46mm	9245	9250
Mikuni 48mm		9252
Mikuni 50mm (I series)		9257
Keihin 42mm	9210	9220
Keihin 38mm	5660	9200
Keihin 40mm	7060	9205



INTAKE O-RING

(Intake Manifold to Cylinder or Cases)


Sea Doo	Part No.	
580 Single Carb	290-850-150	6275
580/650 Trim Carb	290-831-705	6270
580/650/720 Rotary Cover	293-300-023	6250
800 Rotary Cover	293-831-765	6628



CRANKSHAFT O RINGS

Sold 10 pcs / pack

Kawasaki	Part No.
440/550 Crank End "O" ring	51-0207
OEM# 92055-3009	
650/750 Crank End "O" ring	51-0215
OEM# 670B-2014	



HEAD PIPE GASKET For Aftermarket


Pipe	Part No.
Riva WaveRaider (3 Hole)	9070
Riva All Others (3 Hole)	9060
R&D 3 Bolt	9080
R&D 4 Bolt	9090
Factory Pipe All (46mm ID)	5900
Factory Pipe 785 (Spec 1)	6156
Factory Pipe 785 (Spec 2)	6158
Factory Pipe Sea Doo 650/720	9010
Factory Pipe Kaw 550 LTD	9000
Coffman Pipe 550 Climax	9020
Coffman 750 SX Rocket Mod	9030
Coffman 750 SS, XI, ST Rocket	7100A
Coffman 750 XI (Hurricane)	7105



SEAN WORKMAN

FUEL SYSTEMS
ENGINE/GASKETS
EXHAUST
DRIVE LINE HANDLING
ELECTRICAL
WATERLINE/BILGE
& CONTROLS
STEERING
BODY
ACCESSORIES
SERVICE TOOLS
/HARDWARE
CHEMICAL

FACTORY PIPE GENUINE REPLACEMENT PARTS



ID	LENGTH	PART NO.
1-3/4"	5"	COMHOS0074
2"	2-1/2"	COMHOS0080
2-1/2"	2-3/4"	COMHOS0085
3-1/2"	2-1/16"	COMHOS0090
3"	2-1/2"	COMHOS0091
2-1/4"	2"	COMHOS0092
3-1/2"	2-3/16"	COMHOS0093
4"	1-15/16"	COMHOS0101
4"	2-1/16"	COMHOS0100
5"	1-15/16"	COMHOS0111
5"	2-3/8"	COMHOS0110
5-1/2"	3"	COMHOS0150
3-3/4"	2"	COMHOS0701



MOD Blaster **COMHOS0130**
96 701SJ LTD **COMHOS0135**





5-1/2"	#600	COMCLP0080
5"	#88	COMCLP0030
4"		COMCLP0050
3-1/2"	#400	COMCLP0045
2"	#32	COMCLP0020
	#250	COMCLP0021

FACTORY PIPE COUPLER, CLAMP, AND MOUNT APPLICATION CHART

TYPE	COUPLER	CLAMP	MOUNT
SEA DOO			
580 SP 94-LATER	COMHOS0110 (5")	COMCLP0030	COMMNT0050
650 XP 93 & 95/96 SPX	COMHOS0110 (5")	COMCLP0030	COMMNT0050
650 GTX 94/95 & 96 580 GTS	COMHOS0110 (5")	COMCLP0030	COMMNT0050
650 & 720 XP 94/95	COMHOS0110 (5")	COMCLP0030	COMMNT0050
720 HX	COMHOS0110 (5")	COMCLP0030	COMMNT0050
720 GTI	COMHOS0110 (5")	COMCLP0030	COMMNT0050
785 XP/GSX/GTX SPEC I 95/96	COMHOS0150 (5.5")	COMCLP0080	
785 XP/GSX/GTX SPED II 95/96	COMHOS0150 (5.5")	COMCLP0080	
785 GSX/GTX/SPX SPEC I 97	COMHOS0150 (5.5")	COMCLP0080	
785 GSX/GTX/SPX SPEC II 97	COMHOS0150 (5.5")	COMCLP0080	
785 XP ONLY SPEC I 1997	COMHOS0150 (5.5")	COMCLP0080	
785 XP ONLY SPEC II 1997	COMHOS0150 (5.5")	COMCLP0080	
951XP / RX	COMHOS0701 (3.75")	—	COMMNT0052/54
YAMAHA			
650 SUPER JET	COMHOS0100 (4")	COMCLP0050	
650 WAVERUNNER III	COMHOS0100 (4")	COMCLP0050	
	COMHOS0085 (2.5")	—	
701 SUPER JET LIMITED 96-UP	COMHOS0100 (4")	COMCLP0050	
	COMHOS0135	—	
701 SUPER JET LIMITED	COMHOS0100 (4")	COMCLP0050	
701 SUPER JET MOD	COMHOS0100 (4")	COMCLP0050	
701 SUPER JET LTD/SS DRY PIPE	COMHOS0093 (3.5")	COMCLP0045	COMMNT0050/52
701 SUPER JET TYPE 8 DRY PIPE	COMHOS0093 (3.5")	COMCLP0045	COMMNT0052
701 SUPER JET TYPE 9 DRY PIPE	COMHOS0093 (3.5")	COMCLP0045	COMMNT0052
	COMHOS0080 (2.5")	COMCLP0021	
	COMHOS0092 (2.25")		
701 FX1	COMHOS0100 (4")	COMCLP0050	
701 WAVERUNNER III	COMHOS0100 (4")	COMCLP0050	
	COMHOS0080 (2")	COMCLP0020	
701 WAVEBLASTER LIMITED	COMHOS0100 (4")	COMCLP0050	COMMNT0050
	COMHOS0080 (2")	COMCLP0020	COMMNT0030
701 WAVEBLASTER MOD	COMHOS0100 (4")	COMCLP0050	COMMNT0030
	COMHOS0130	COMCLP0020	COMMNT0040
701 WAVERAIDER	COMHOS0100 (4")	COMCLP0050	COMMNT0030
	COMHOS0080 (2")	COMCLP0020	COMMNT0040
760 GP/WAVEBLASTER II	COMHOS0090 (3.5")	COMCLP0040	COMMNT0030
800 GP TWIN	COMHOS0111 (5")	COMCLP0030	COMMNT0050/52
1200 GP TRIPLE	COMHOS0101 (4")	COMCLP0050	COMMNT0050/30
	COMHOS0111 (5")	COMCLP0030	COMMNT0052
1200 XL LTD/GP1200R TRIPLE			COMMNT0050/30
			COMMNT0052
KAWASAKI			
550 LIMITED 86/90	COMHOS0074 (1.75")	—	COMMNT0040
	COMHOS0100 (4")	COMCLP0050	
550 LIMITED 91/96	COMHOS0074 (1.75")	—	COMMNT0040
	COMHOS0100 (4")	COMCLP0050	
650 SX/X2 LIMITED	COMHOS0100 (4")	COMCLP0050	
650 SX/X2 MOD	COMHOS0100 (4")	COMCLP0050	
750 SS/XI	COMHOS0090 (3.5")	COMCLP0040	COMMNT0060
		COMCLP0020	
750 XIR	COMHOS0080 (2")	COMCLP0020	COMMNT0040
	COMHOS0100 (4")	COMCLP0050	
750 SX/SXI LIMITED	COMHOS0080 (2")	COMCLP0020	COMMNT0040
	COMHOS0100 (4")	COMCLP0050	
750 SX/SXI MOD	COMHOS0080 (2")	COMCLP0020	COMMNT0040
	COMHOS0100 (4")	COMCLP0050	
750 SXI DRY PIPE	COMHOS0701 (3.75")	—	COMMNT0052
1200 ULTRA/STX-R DRY PIPE	COMHOS0091 (3")	COMCLP0021	COMMNT0052
			COMMNT0030
POLARIS			
1050 SLTX TRIPLE	COMHOS0101 (4")	COMCLP0050	COMMNT0050/52

For information on parts of Factory pipe,
visit www.factorypipe.com
➤ Products ➤ Technical ➤ Instructions



FACTORY PIPE REPLACEMENT GASKETS AND O-RINGS


FACTORY
pipe

A. Blstr LTD/SeaDoo #168	COMMNT0050
B. K750SX/Blstr/Rdr #123	COMMNT0040
C. Blstr/Rdr #177	COMMNT0030
SJ Dry GP1200	COMMNT0052
SD951	COMMNT0054

14" Silicon Ring Chamber	(SD 580/650/720)	COMGAS0005
13" Silicon Ring Headpipe	(SD 580/650/720)	COMGAS0006
Manifold/Headpipe Gasket	(SD 580/650/720)	COMGAS0070
Headpipe/Manifold Gasket	SD785 Spec II	COMGAS0120
Headpipe/Manifold Gasket	SD785 Spec I	COMGAS0110
246 Viton O-Ring	GP800	COMGAS0170
337 Buna O-Ring	Super Jet Dry	COMGAS0235

FACTORY PIPE O-RING APPLICATION CHART

TYPE	O-RING NUMBER	O-RING DESCRIPTION	QTY
SEA DOO			
580/650/720 ALL MODELS	COMGAS0005	14" SILICON RING	1
	COMGAS0006	13" SILICON RING	1
951 XP/XPL	COMGAS0235	337 BUNA O-RING	2
	COMGAS0330	341 BUNA O-RING	2
	COMGAS0340	344 BUNA O-RING	2
YAMAHA			
701 SUPERJET DRY Type 4,8,9	COMGAS0235	337 BUNA O-RING	1
760 GP / WAVEBLASTER II	COMGAS0100	333 BUNA O-RING	2
800 GP TWIN	COMGAS0180	329 VITON O-RING	6
	COMGAS0170	246 VITON O-RING	1
1200 GP TRIPLE	COMGAS0180	329 VITON O-RING	9
	COMGAS0160	238 VITON O-RING	2
	COMGAS0170	246 VITON O-RING	1
1200XL LTD TRIPLE/GP1200R	COMGAS0180	329 VITON O-RING	9
KAWASAKI			
750SX DRY PIPE	COMGAS0235	337 BUNA O-RING	1
	COMGAS0330	341 BUNA O-RING	1
	COMGAS0340	344 BUNA O-RING	1
POLARIS			
1050 SLXH TRIPLE	COMGAS0180	329 VITON O-RING	9
1050 SLTX TRIPLE	COMGAS0180	329 VITON O-RING	9
MISCELLANEOUS			
ECWI FILTER BLOCK ASSY.	COMGAS0130	AS568A DASH#122	1



Factory Pipe	Part No.
D. 1/8X1/4" Spray Nozzle (Head Pipe)	COMFTG0015
E. 1/8X3/8" Spray Nozzle (ECWI)	COMFTG0025
F. #10-32 Water Screw S/S	COMFAS0013
G. #10-32 Nuts S/S	COMFAS0014
H. 10mmX1.25X40 Bolt	COMFAS0050
I. 10mmX1.25X50 Bolt	COMFAS0060
J. 10mmX1.5X30 Bolt S/S	COMFAS0260
K. 3/8"-16 S/S Nut	COMFAS0095



EXHAUST SILICON COUPLER




Diameter	36" Length
1-3/4"	52-9004
2"	52-9005
2-1/4"	52-9008
2-1/2"	52-9010
3"	52-9006
3-1/2"	52-9015
4"	52-9011
4-1/2"	52-9012
5"	52-9014
5-1/2"	52-9017
6"	52-9018


FUEL SYSTEMS
ENGINE/GASKETS
EXHAUST
DRIVE LINE HANDLING
ELECTRICAL
WATERLINE/BILGE
& CONTROLS
STEERING
BODY
ACCESSORIES
SERVICE TOOLS/HARDWARE
CHEMICAL

R&D EXHAUST SYSTEM REPLACEMENT PARTS

Description	Part No.
A. Hose 2" id x 4" L Sea Doo	062-02004
B. Hose 2" id x 16" L Sea Doo	062-02016
C. Hose 2" id x 30" L	062-02030



Silicon Hose Coupler	Part No.
E. 2.5" id x 2.75" L	060-25027
F. 2.75" id x 2" L Kaw/Yam Headpipe	060-27520
G. 5" id x 3" L (Sea Doo 785)	060-05003
H. 5" id x 5" L	060-05005
I. 4.25" id x 2.5" L (Super Jet Dry Pipe)	060-41425



Pipe Stay Washer	056-47010
J. Super Jet Pip O-Ring Set (2)	080-70101
K. Lord Mount	080-70102



EXHAUST BUSHINGS FOR SEA DOO

Description	OEM No.	Part No.
Exhaust Bushings	293-830-031	011-515



REPLACEMENT EXHAUST HOSE FOR YAMAHA

Description	OEM No.	Part No.
701 Wave Venture 95-96	63N-14752-30	011-500



REPLACEMENT EXHAUST COUPLER FOR KAWASAKI

Description	OEM No.	Part No.
L. 650SX (89-93), X2 (91-95)	92059-3767	011-508
M. 650SX (89-93), X2 (91-95)	92059-3706	011-509
N. 650TS (91-96), 750XI (98) 750SS (92-97), 750 SXI (93-97)	92190-3712	011-510
O. 650TS (91-96)	92093-3732	011-511



T-BOLT CLAMPS

Size	Part No.
3"	64-0080
3-1/4"	64-0081
4-1/2"	64-0082
4-7/8"	64-0083
5"	64-0084
5-1/4"	64-0085
5-1/2"	64-0086



FUEL SYSTEMS
 ENGINE/GASKETS
 EXHAUST
 DRIVE LINE HANDLING
 ELECTRICAL
 WATERLINE/BILGE
 STEERING & CONTROLS
 BODY
 SERVICE TOOLS ACCESSORIES/HARDWARE
 CHEMICAL



RIVA YAMAHA GAS OPERATED POWER-VALVES

Designed to replace electric YVPS System on Yamaha 800/1200 Power-Valve motors. This race-bred valve assembly is simple, lightweight and reliable. Reaction time is faster than electric system, providing increased acceleration and throttle response. Requires SD parts kit (sold separately).

*Note: Not compatible with stock exhaust systems.


Yamaha	Part No.
GPR 1200/800 Power-Valve Adapter (each)	RY10017
SD Type Exhaust Power-Valve parts Kit (each)	RY10015-SD-KIT



R&D BILLET EXHAUST VALVES FOR GPR

The new R&D Billet Exhaust Valves reduce the clearance between the valve and piston. This reduced clearance improves the seal which boosts the valve down compressions ratio delivering greater bottom and mid-range power. Directly replace OEM YPVS valve units.

Yamaha	Part No.
GP800/GP200R Exhaust Valve Kit (each)	332-12002
Exhaust Valve Arm Only	332-12003



HIGH PERFORMANCE POWER VALVE FOR SEA DOO

Wider valve improves Low End response

*Required cylinder modification. 2Pcs/set


Sea Doo	Part No.
A. SD951 Power Valve	52-3300
B. SD785 Power Valve	52-3302



BILLET POWER VALVE CAP FOR SEA DOO

Replace OEM plastic exhaust piston (#290253257) for performance reliability.

Sea Doo	Part No.
Billet Aluminum Power Valve Cap	52-3305



REPLACEMENT EXHAUST VALVE PARTS FOR SEA DOO

Sea Doo	OEM No.	Part No.
C. Exhaust Valve Piston	420-854-449	010-495-10
D. Exhaust Valve Piston		010-495-15
E. Exhaust Valve Bellow	290-260-723	010-495-05

MSD PWM WATER CONTROL SYSTEM TRIPLE

This system uses three separate solenoids & spray fitting to inject water at three different points & settings to achieve complete control & performance.

Description	Part No.
Triple Channel Water Control System	30-00-2081
Triple Channel Control Unit Only	30-00-5510

SINGLE

Designed to mount in a variety of stock & aftermarket exhaust systems with a single injection point.

Description	Part No.
Single Channel Water Control System	30-00-2080
Single Channel Control Unit Only	30-00-5505



SOLENOID

The electronic Switch that pulses the water to the spray nozzle.


Part No.	30-00-5515
----------	------------



WATER FILTER

A clear bowl & removable filter screen allow easy inspection & cleaning. 3/8" Inlet.

Part No.	56-9011
----------	---------



REMOTE MOUNT SPRAY NOZZLE

The brass 1/16" NPT spray nozzle that attaches to an 1/8" hose from the solenoid.

Part No.	30-00-5520
----------	------------



REMOTE MOUNT SPRAY NOZZLE

The brass 1/8" NPT spray nozzle that mounts to the solenoid.


Part No.	30-00-5521
----------	------------



JETWORKS SOLENOIDS

Water fittings not included.

Description	Part No.
Poded Sealed Solenoids (Waterproof)	PSOL-10
KIP Solenoid	KSOL-10



FUEL TANK BRACKET FOR SJ96+

This bracket attached on Super Jet Fuel Tanks utilizing OEM Fuel Tank Rubber Strap. Bracket holds MSD Water Control system (pre-drilled), Micro Touch Water Injection System and etc.

Yamaha	Part No.
Yamaha Fuel Tank Bracket	115849

MICRO TOUCH MICROPROCESSOR-BASED DESIGN WATER INJECTION CONTROLLERS

FUEL
SYSTEMS

ENGINE/
GASKETS

EXHAUST

DRIVE LINE
HANDLING

ELECTRICAL

WATERLINE/
BILGE

STEERING
& CONTROLS

BODY

ACCESSORIES

SERVICE TOOLS
/HARDWARE

CHEMICAL



MT-16x2-2

SINGLE OUTPUT WATER CONTROLLER FOR 2-CYLINDER WATERCRAFT


REGULAR UNIT

Features include:

- Adjustable Output for 1 Water Injection Solenoid — 16 **ON** Settings from 1,500 to 3,000 RPM; 16 **OFF** settings from 5,750 to 7,250 RPM.
- Senses Engine RPM from Spark Plug Wire

RACER UNIT

- CNC-Machined Billet Aluminum Case.
- Adjustable Output for 1 Water Injection Solenoid — 16 **ON** and **OFF** Settings Programmed to Customer Specifications.
- Senses Engine RPM from Digital Tach Output on OEM or MSD Ignition.
- Replaceable Microchip for Future Upgrades and Reconfiguration.



MT-16x2-2RACER

Description

Regular single Output Water Controller

Part No.

MT-16x2-2

Racer Single Output Water Controller

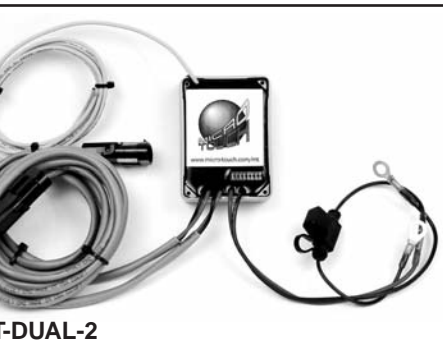
MT-16x2-2RACER

DUAL OUTPUT WATER CONTROLLER FOR 2-CYLINDER WATERCRAFT

For injecting water into **pipe** and **waterbox** (or **stinger**) independently. Improve acceleration. Additional exhaust backpressure can increase top end power without sacrificing bottom end.

Features Include:

- Adjustable Output for 2 Water Injection Solenoid —
#1: 4 **ON** Settings from 1,500 to 3,000 RPM;
16 **OFF** settings from 4,000 to 7,000 RPM.
#2: 4 **ON** Settings from 5,000 to 7,000 RPM, **OFF** at 10,000.
- Senses Engine RPM from Spark Plug Wire



MT-DUAL-2

Description

Dual Output Water Controller

Part No.

MT-DUAL-2

WATERBOX/STINGER INJECTION CONTROLLER FOR 2 OR 3-CYLINDER WATERCRAFT

This controller was designed to meet the needs of tuners that already have one water injection controller and want to expand their systems to include injection in to the **waterbox** or **stinger**.

Features Include:

- Adjustable Output for 1 Water Injection Solenoid — 16 **ON** Settings from 6,000 to 7,500 RPM; **OFF** at 10,000 RPM.
- Senses Engine RPM from Spark Plug Wire.



MT-WS-2

Description

Waterbox/Stinger Injection Controller for 2-Cylinder

Part No.

MT-WS-2

Waterbox/Stinger Injection Controller for 3-Cylinder

MT-WS-3

MULTI-FUNCTION CONTROLLER (CUSTOM ORDER)

The Micro Touch MT-MFC offers the utmost in customization. It can be programmed to control one, two or three water injection solenoids, as well as the heavy duty relays for turning on and off an electric fuel pump, etc. on two or three-cylinder engines.

Description

Customized Programmed Multi-Function Controller*

Part No.

MT-MFC

* Questionnaire must be filled with your order.





MT-MFC

FACTORY pipe

FACTORY PIPE WATER BOX

Factory pipe was the first to make aluminum waterboxes, and is still the leader. Designed to compliment the stock pipes as well as performance exhaust systems. Generally only slightly louder than the stock waterboxes while delivering better throttle response and a better tone.

Yamaha	Part No.	Kawasaki	Part No.
650/701 SJ-95	52-2022	440/550	52-2010
701 Wave Blaster	52-2023	650SX/X2	52-2012
701 SJ 96+	701WB03	750SX	52-2016



TDR

TONY DOUKAS RACING

TDR WATER BOX

Compact, strong, quiet, super power capabilities.




PS = Power Spray; STD = Standard

Sea Doo	Part No.
580/650	PS 02-0022PS
XP720/SPX720/GT1720	PS 02-0021PS
XP800 96/SPX/GTX/GSX97	PS 02-0030PS
XP800 97+	PS 02-0041PS
HX720 95-96	PS 02-0027PS
951 GSX LTD, GTX LTD	PS 02-0046PS
XP LTD 98+, LRV, RX, 800 GTX-RFI	

Polaris	Part No.
650/750/SLT750/Hurricane700 97+/SL700	PS 02-0020PS
STS700	PS
SL900/1050/SLT-X1100	PS 02-0033PS

Yamaha	*Can replace both or one box (Left)+Elbow	Part No.
Y1100 W/Raider Left Water Box*	STD	02-0025B
Y1100 Right Water Box*	STD	02-0028B
Elbow Pipe*		02-0026
Wave Venture/GP 1200/XL 1200	STD	02-0018B
Wave Blaster II 760	STD	02-0019B
GP800	PS	02-0055PS
XL1200LTD	PS	02-0057PS
GP1200R 99-01	PS	02-0067PS
GP1200R 99-01 Extension Tube (7x3.5")		02-0069

Kawasaki	Part No.
ZXI 750/900/1100, 1100 STX	PS 02-0006PS
Ultra 150	PS 02-0058PS



RIVA FREE FLOW EXHAUST KITS



Replaces the restrictive sound suppression system on GPR and XLT models. Provides reduced back-pressure that improves engine's performance and reduces harmful detonation. Easy installation with noticeable results. USBA Superstock legal.

Description	Part No.
Free-Flow Exhaust Kit, XL800/1200	RY1619-1
Free-Flow Exhaust Kit, GP800R/1200R	RY1620


FUEL SYSTEMS
ENGINE/GASKETS
EXHAUST
DRIVE LINE HANDLING
ELECTRICAL
WATERLINE/BILGE
STEERING & CONTROLS
BODY
ACCESSORIES
SERVICE TOOLS/HARDWARE
CHEMICAL



CATALYTIC CONVERTER REMOVAL PLATE FOR YAMAHA GPR

This plate allows you to remove the catalytic converter easily and fills the gap where the catalytic converter mounts on the OEM exhaust system. Benefits include a cooler running exhaust system and ability to run any kinds of two-stroke oil. The plate features a centrally located outlet designed to give some beneficial back pressure but with much better exhaust gas flow compared to an offset or cutout plate. This gives better response and acceleration throughout the power band.

Description	Part No.
JetWorks Catalytic Converter Removal Plate	YE-155P
R&D D-Plate	332-12000



RIVA CAT TEMP SENSOR CHIP FOR GPR

RIVA Cat Temp Sensor Chip is a must when removing the OEM catalytic converter on Yamaha GP1200 Powervalve engines. The circuit is designed to mimic the signal sent to the OEM CDI by the catalytic converter's temperature probe preventing CDI, flutters, warning devices and engine shut downs due to cat removal. Can be used with stock or modified OEM CDI's. Plugs directly into factory wire harness.

Description	Part No.
Cat Temp Sensor Chip Yamaha 1200 Powervalve (66V)	RY115-20



JETWORKS FLOW CONTROL VALVE

The Flow Control Valve provides improved throttle response and much quicker starts by drying out your waterbox at low rpm and idle speeds. Tests have shown an average acceleration improvement of 10 feet over a non-equipped model in the first 50 feet. The Flow Control Valve allows unrestricted water flow to the Stinger for better top speed. Yet it controls the amount of water at low speeds for better response. It also allows for an easier tuning of the Carburetors. It does not interfere with normal engine or exhaust pipe cooling and is compatible with all electronic water injection systems. Race Legal for All Classes. Two Models are available. Both are adjustable. The Standard Flow Control Valve is preset at 3.5 p.s.i. and is adjusted by adding the supplied stainless steel shims to increase the spring tension. The Pro-Series is externally adjustable by turning the outer housing by hand. Pressure can be tested with pop off gauge. All PWC w/OEM or aftermarket exhaust systems (except Yamaha's w/OEM exhaust)

Description		Part No.
Standard Flow Control Valve	3/8"	52-3118
Pro Flow Control Valve	3/8"	52-3119
Pro Flow Control Valve	1/4"	52-3122



JETWORKS QUICK DISCONNECT WATER RESTRICTOR

QD-38 comes with 4/3/2mm restrictor inserts used for controlling water flow through exit passes, stinger, head pipes, etc. QD-14 is for use with Mikuni Jets (not included), and allows quick change in small increments of water flow.

Description	Part No.
Quick Disconnect Water Restrictor 3/8"	QD-38
Quick Disconnect Water Restrictor 1/4"	QD-14




RIVA EXHAUST STINGER WATER FILTER/RESTRICTOR

Features fine mesh stainless filter screen that is threaded to accept Mikuni main jet (not included) for water restriction. Allows removal of restrictive filter screen in water distribution manifold of single, twin and triple exhaust systems, providing increased cooling water to motor.

Description	Part No.
Exhaust Stinger Water Filter/Restrictor 3/8"	RY15-SF38

FUEL SYSTEMS
ENGINE/GASKETS
EXHAUST
DRIVE LINE HANDLING
ELECTRICAL
WATERLINE/BILGE
STEERING & CONTROLS
BODY
ACCESSORIES
SERVICE TOOLS/HARDWARE
CHEMICAL



RIVA SINGLE PIPE STINGER³



Stinger Features:

- New Stinger² tuned coupler delivers more RPM.
- Large 4" diameter tubing provides more torque.
- Utilizes OEM exhaust flange outlet, providing tunable water injection point.
- Flexible coupler reduces vibration for increased reliability.
- Easy access to carburetor mixture screws.

Description

GP1200R, XLT1200, XL1200LTD

Part No.

RY1520



SUPER JET REV 2 DRY PIPE



This system produces in excess of 140+ horsepower on a full R&D Dominator Superstock Race Legal Powerplant. But that's on the Dyno. What does it do on the water? A solid 66-67 MPH with acceleration that turns every head on the beach and a few stomachs. R&D Exhaust Technology dominated every round of the 2000 Pro-Ski Tour and the Expert Limited Close Course World Championships. Use it and win! (See page 110 for Space Maker Hood Insert.)

Description

Rev 2 Dry Pipe with Water Injection

Part No.

332-70102



ROSSIER ENGINEERING SEA DOO 951 DRY PIPE



The new Sea Doo 951 Rave Pipe fits all XP, RX, and GSX 951 powered models. Fully jacketed dry pipe constructed completely of 6061 aluminum with billet ends for exact fit, the pipe also comes with a new exhaust manifold that eliminates the head pipe gasket.

Performance gains average 2-3mph and 14hp over stock.

Description

Sea Doo 951 Rave Pipe

Part No.

52-4015

951 EXHAUST END STINGER

Simple exhaust end modification provides power gain.



Description


SD951 Exhaust End Stinger

Part No.

52-3089

RIVA HEAVY-DUTY EXHAUST SPRING KIT

Our Heavy-Duty Exhaust Spring Kits for Factory Pie twin & triple exhaust systems hold pipes tightly into exhaust manifolds, reducing movement that robs horsepower and wears o-rings and o-rings cord. Kit includes six springs.



Description

HD Spring Kit for Triple/Twin Exhaust

Part No.

RY15-HD-SPRING

RECOMMENDED SKAT-TRAK IMPELLER

Model	Year	Engine	Orig. Imp.	Pump Dia.	Stock Engine	Limited Engine	Modified Engine
LRV DI	2002	951	n/a	155.5mm	14/18 155-83 Swirl	13/19 155-83 Swirl	13/20 155-83 Swirl
LRV	00-01	951	n/a	155.5mm	14/18 155-83 Swirl	13/19 155-83 Swirl	13/20 155-83 Swirl
RXX	01	951	16/23 D-75 Mag	148mm	16/23 D-75 Magnum Swirl	Call for application	Call for application
RX Di	00-02	951	n/a	155.5mm	13/19 155-83 Swirl	13/20 155-83 Swirl	13/21 155-83 Swirl
RX	00-02	951	n/a	155.5mm	13/19 155-83 Swirl	13/20 155-83 Swirl	13/21 155-83 Swirl
XP Ltd.	98-02	951	13/21	155.5mm	13/21 155-83 Swirl	13/21 155-83 Swirl	13/22 155-83 Swirl
XP 800	97	800	16/23	140mm	17/22 Swirl* or 17/26 Super Slim**	17/23 Swirl* or 17/26 Super Slim**	17/24B Swirl* or 17.5/27 Super Slim**
	95-96	800	17/25	140mm	17/22 Swirl* or 17/26 Super Slim**	17/23 Swirl* or 17/26 Super Slim**	17/24B Swirl* or 17.5/27 Super Slim**
XP	95	720	10/22	140mm	16/21 Swirl* or 15/20 Slim Line**	14.5/22.5 Swirl	17/22 to 17/24B Swirl
	94	650	16/24	140mm	15/20 Swirl* or 14/19 Slim Line**	15/20 Swirl* or 14/19 Slim Line**	16/21 Swirl* or 15/20 Slim Line**
	93	650	15/20.5	140mm	14/19 Swirl* or 13/18 Slim Line**	15/20 Swirl* or 14/19 Slim Line**	16/21 Swirl* or 15/20 Slim Line**
	91-92	580	19	140mm	13/18 Slim Line	13/18 or 14/19 Slim Line	14/19 to 16/21 Slim Line
GSX Ltd.	98-99	951	16/21	155.5mm	13/20 155-83 Swirl	13/20 155-83 Swirl	13/21 155-83 Swirl
	97 1/2	951	n/a	155.5mm	14/18 155 Super Slim Line	14/18 155 Super Slim Line	14/19 155 Super Slim Line
GSX RFI	99-01	800	12/25	140mm	16/21 140-75 Swirl	16/22 140-75 Swirl	16/23 140-75 Swirl
GSX	96-97	800	17/24,16/23	140mm	17/22 Swirl* or 16/25 Super Slim**	17/23 Swirl* or 17/26 Super Slim**	17/24B Swirl* or 17.5/27 Super Slim**
GSi	97	720	11/22	140mm	16/21 Swirl* or 15/20 Slim Line**	14.5/22.5 Swirl	17/22 to 17/24B Swirl
GS	98-01	720	11/22, 14/21	140mm	15/20 Swirl	16/21 Swirl	14.5/22.5 Swirl
	97	720	10/35 al	140mm	16/21 Swirl* or 15/20 Slim Line**	14.5/22.5 Swirl	17/22 to 17/24B Swirl
HX	95-97	720	10/22,11/24	140mm	16/21 Swirl* or 15/20 Slim Line**	14.5/22.5 Swirl	17/22 to 17/24B Swirl
SPX	97-99	800	16/24, 16/23	140mm	17/22 Swirl* or 17/26 Super Slim**	17/23 Swirl* or 17/26 Super Slim**	17/24B Swirl* or 17.5/27 Super Slim**
	96	720	11/24	140mm	16/21 Swirl* or 15/20 Slim Line**	14.5/22.5 Swirl	17/22 to 17/24B Swirl
	95	650	11/21	140mm	15/20 Swirl* or 14/19 Slim Line**	15/20 Swirl* or 14/19 Slim Line**	16/21 Swirl* or 15/20 Slim Line**
	94	650	14/21.5	140mm	14/19 Swirl* or 13/18 Slim Line**	15/20 Swirl* or 14/19 Slim Line**	16/21 Swirl* or 15/20 Slim Line**
	93	580	16/20.5	140mm	13/18 Slim Line	13/18 or 14/19 Slim Line**	14/19 to 16/21 Slim Line
SPi	94-96	580	14/21	140mm	13/18 Slim Line	13/18 or 14/19 Slim Line**	14/19 to 16/21 Slim Line
	93	580	17.7	140mm	13/18 Slim Line	13/18 or 14/19 Slim Line**	14/19 to 16/21 Slim Line
SP	97	720	16/35 al	140mm	15/20 Swirl* or 14/19 Slim Line**	14.5/22.5 Swirl	17/22 to 17/24B Swirl
	88-96	580	18.8 al	140mm	13/18 Slim Line	13/18 or 14/19 Slim Line**	14/19 to 16/21 Slim Line
GTX 4 tec	2002	1494	4-stroke	155.5mm	Call for application	Call for application	Call for application
GTX DI	00-02	951	n/a	155.5mm	13/19 155-83 Swirl* or 14/18 155-83 Swirl**	13/20 155-83 Swirl	13/21 155-83 Swirl
GTX Ltd.	98-02	951	13/21	155.5mm	13/19 155-83 Swirl	13/19 155-83 Swirl	13/21 155-83 Swirl
GTX RFI	98-02	800	16/24, 12/25	140mm	16/22 140-75 Swirl	16/23 140-75 Swirl	16/23 140-75 Swirl
GTX	96-97	800	17/25,12/24	140mm	17/22 Swirl* or 16/25 Super Slim**	17/23 Swirl* or 17/26 Super Slim**	17/24B Swirl* or 17.5/27 Super Slim**
	95	650	10/22	140mm	15/20 Swirl* or 14/19 Slim Line**	15/20 Swirl* or 14/19 Slim Line**	16/21 Swirl* or 15/20 Slim Line**
	94	650	15/20	140mm	14/19 Swirl* or 13/18 Slim Line**	15/20 Swirl* or 14/19 Slim Line**	16/21 Swirl* or 15/20 Slim Line**
	92-93	580	18.3	140mm	13/18 Slim Line	13/18 or 14/19 Slim Line**	14/19 to 16/21 Slim Line
GTS	01-02	720	n/a	155.5mm	10/16 155-83 Swirl	11/17 155-83 Swirl	Call for application
Gti LE	2002	720	n/a	155.5 mm	10/16 155-83 Swirl	11/17 155-83 Swirl	Call for application
Gti	96-98	720	11/24,11/22	140mm	16/21 Swirl* or 15/20 Slim Line**	14.5/22.5 Swirl	17/22 to 17/24B Swirl
GTS	97-00	720	11/22	140mm	16/21 Swirl* or 15/20 Slim Line**	14.5/22.5 Swirl	17/22 to 17/24B Swirl
	94-96	580	14/21, 15/21,10/25	140mm	13/18 Slim Line	13/18 or 14/19 Slim Line**	14/19 to 16/21 Slim Line**
	92-93	580	17	140mm	13/18 Slim Line	13/18 or 14/19 Slim Line**	14/19 to 16/21 Slim Line
GT	90-91	580	17 al	140mm	13/18 Slim Line	13/18 or 14/19 Slim Line**	14/19 to 16/21 Slim Line

* Suggested for maximum bottom-to-mid range acceleration gains. ** Suggested for maximum top speed gains. NOTE: 17/24B is **NOT** as aggressive as the original 17/24 swirl impeller. Refer to the USBA Rulebook for a more detailed definition of "stock, Limited, and Modified."

IMPELLER DESIGNS AND PITCHES AVAILABLE



SWIRL

PITCH	PART NUMBER
12/17	SSSW1217
13/18	SSSW1318
14/19	SSSW1419
15/20	SSSW1520
16/21	SSSW1621
14.5322.5	SSSW14.522.5
16/23	SSSW1623
16/24	SSSW1624
16/25	SSSW1625
17/22	SSSW1722
17/23	SSSW1723
17/24B	SSSW1724B
17/24	SSSW1724

SLIM LINE

PITCH	PART NUMBER
12/17	SSSL1217
13/18	SSSL1318
14/19	SSSL1419
15/20	SSSL1520
16/21	SSSL1621
17/22	SSSL1722
SSL	
PITCH	PART NUMBER
16/25	SSSS1625
17/26	SSSS1726
17.5/27	SSSS17.527

155/83 SWIRL

PITCH	PART NUMBER
11/16	SSS583SW1116
12/17	SSS583SW1217
13/18	SSS583SW1318
13/19	SSS583SW1319
13/20	SSS583SW1320
13/21	SSS583SW1321
13/22	SSS583SW1322
14/18	SSS583SW1418

140/75 SWIRL

PITCH	PART NUMBER
16/21	SS4075SW1621
16/22	SS4075SW1622
16/23	SS4075SW1623

155/83 SSL

PITCH	PART NUMBER
13/19	SSS583SS1319
13/20	SSS583SS1320
13/21	SSS583SS1321

155 SSL

PITCH	PART NUMBER
14/18	SSS55S1418
14/19	SSS55S1419

C-75 SWIRL

PITCH	PART NUMBER
16/22	SSC75SW1622
16/23	SSC75SW1623
16/24	SSC75SW1624
16/25	SSC75SW1625

FUEL SYSTEMS
ENGINE/GASKETS
EXHAUST
DRIVE LINE HANDLING
ELECTRICAL
WATERLINE/BILGE
STEERING & CONTROLS
BODY
ACCESSORIES
SERVICE TOOLS/HARDWARE
CHEMICAL

RECOMMENDED SKAT-TRAK IMPELLER

Model	Year	Engine	Orig. Imp.	Pump Dia.	Stock Engine	Limited Engine	Modified Engine
SUV 1200	99-02	1131	15.2	155mm	12/18R 155XL Swirl	12/18R XL Swirl* or 13/19R XL Swirl**	13/19R 155XL Swirl
FX-140	2002	4-stroke	n/a	155mm	Call for application	Call for application	Call for application
GP 1200	97-99	1131	"16.5/19, 15.2"	155mm	14/19 Swirl* or 13/19 Super Slim**	14/19 Swirl* or 14/20 Super Slim**	14.5/21 Super Slim Line
GP 1200R	99-02	1131	16/19	155mm	13/19R 155XL Swirl	13/19R XL Swirl* or 14/20R XL Swirl**	14/20R 155XL Swirl
GP 800	98-00	784	"15/21, 17/1"	144mm	14/20 Super Slim Line	14/22 Super Slim Line	14/22 Super Slim Line
GP 800R	01-02	784	n/a	155mm	7/14 155XL	Call for application	Call for application
GP 760	97-00	754	17/20	144mm	14/20 Super Slim Line	14/20 Super Slim Line	14/22 Super Slim Line
Raider 1100	95-96	1100	16/19	155mm	14/19 Swirl* or 14/20 Super Slim**	14/19 Swirl* or 14/20 Super Slim**	14.5/21 Super Slim Line
Raider 760	96	760	17/20	144mm	14/20 Super Slim Line	14/20 Super Slim Line	14/22 Super Slim Line
Raider 701	94-95	701	17/20	144mm	14.5/18.5 Super Slim Line	15/19 Super Slim Line	14/20 Super Slim Line
	96-97	701	13/16 al	144mm	14/18 Super Slim Line	14.5/18.5 Super Slim Line	15/19 to 14/20 Super Slim
Raider DLX	95	701	17/20	144mm	14.5/18.5 Super Slim Line	15/19 Super Slim Line	14/20 Super Slim Line
XL 1200 Ltd.	99-02	1176	15.2	155mm	12/18R 155XL Swirl	12/18R XL Swirl* or 13/19R XL Swirl**	14/20R 155XL Swirl
XL 1200	98-99	1176	13/19	155mm	12/17 Swirl	13/18 Swirl	13/18 Swirl
Venture 1100	96-97	1100	16/19	155mm	14/19 Swirl* or 13/19 Super Slim**	14/19 Swirl* or 14/20 Super Slim**	14.5/21 Super Slim Line
XLT 800	00-02	784	n/a	155mm	10/16 155XL Swirl	Call for application	Call for application
XL 760	98-00	754	11/14	155mm	7/14 Swirl	Call for application	Call for application
XL 700	99-02	701	11/14	155mm	7/12 Swirl	Call for application	Call for application
Venture 760	97	760	11/14	155mm	7/14 Swirl	7/14 Swirl	Call for application
Venture 700	98	701	11/14	155mm	7/12 Swirl	Call for application	Call for application
	95-96	701	17/20	144mm	14.5/18.5 Super Slim Line	15/19 Super Slim Line	14/20 Super Slim Line
Blaster 2	96-97	760	13/16	155mm	7/14 Swirl	7/14 Swirl	Call for application
Blaster	93-96	701	15/18	144mm	14/18 Super Slim Line	14.5/18.5 Super Slim Line	15/19 to 14/20 Super Slim
Pro VXR	93-94	701	15/18	144mm	14/19 Slim Line	14/19 Slim Line	14/19 to 15/20 Slim Line
VXR	91-95	650	14/19 al	144mm	13/18 Slim Line	14/19 Slim Line	14/19 to 15/20 Slim Line
Wave 3 GP	94-95	701	15/18	144mm	13/18 to 14/19 Slim Line	14/19 Slim Line	14/19 to 15/20 Slim Line
Wave 3	97	701	13/16 al	144mm	13/18 Slim Line	13/18 to 14/19 Slim Line	14/19 to 15/20 Slim Line
	91-96	650	13/16 al	144mm	13/18 Slim Line	13/18 to 14/19 Slim Line	14/19 to 15/20 Slim Line
Super Jet	94-02	701	13/16 al	144mm	14/18 Super Slim Line	14.5/18.5 Super Slim Line	15/19 to 14/20 Super Slim
	90-93	650	14/19 al	144mm	14/18 Super Slim Line	14.5/18.5 Super Slim Line	15/19 to 14/20 Super Slim
Free Style	all	all	n/a	144mm	"12/17, 13/17 or 13/18 Free Ride Swirl"	14/19 or 15/20 Free Ride Swirl	"15/19, 15/20 or 16/21 Free Ride Swirl"
FX-1	94-95	701	21/27 al	n/a	19/24 Slim Line	19/24 Slim Line	20/25 Slim Line
LX 650	all	650	17 al	n/a	16/19 Standard	16/19 Standard	17/20 Standard
Wave 500	all	500	16 al	n/a	13/16 Standard	13/16 Standard	14/17 Standard

* Suggested for maximum bottom-to-mid range acceleration gains. ** Suggested for maximum top speed gains. Refer to the USBA Rulebook for a more detailed definition of "stock, Limited, and Modified."

IMPELLER DESIGNS AND PITCHES AVAILABLE

WR/WJ 500		650 LX		144 SWIRL		144 SLIM LINE		144 SSL	
PITCH	PART NUMBER	PITCH	PART NUMBER	PITCH	PART NUMBER	PITCH	PART NUMBER	PITCH	PART NUMBER
13/16	SY500WR1316	16/19	SYLX1619	12/17	SY44SW1217	13/18	SY44SL1318	14/18	SY44SS1418
14/17	SY500WR1417	17/20	SYLX1720	13/17	SY44SW1317	14/19	SY44SL1419	14.5/18.5	SY44SS14.518.5
15/18	SY500WR1518			13/18	SY44SW1318	15/20	SY44SL1520	14/20	SY44SS1420
15	SY500WR15.0			14/19	SY44SW1419	16/21	SY44SL1621	14/22	SY44SS1422
15.5	SY500WR15.5			15/19	SY44SW1519			15/19	SY44SS1519
16	SY500WR16.0			15/20	SY44SW1520				

FX-1 SLIMLINE		144 STANDARD		155 SWIRL		155XL SWIRL		155 SSL	
PITCH	PART NUMBER	PITCH	PART NUMBER	PITCH	PART NUMBER	PITCH	PART NUMBER	PITCH	PART NUMBER
18/23	SYFX1SL1823	8/16	SY44ST0816	7/12	SY55SW0712	12/18R	SY55XLSW1218R	13/19	SY55SS1319
19/24	SYFX1SL1924	9/17	SY44ST0917	7/14	SY55SW0714	13/19R	SY55XLSW1319R	14.5/21	SY55SS14.521
20/25	SYFX1SL2025	10/18	SY44ST1018	13/18	SY55SW1318	14/20R	SY55XLSW1420R	14/20	SY55SS1420
		11/19	SY44ST1119	14/19	SY55SW1419	7/12	SY55XLSW0712		
		12/20	SY44ST1220	15/20	SY55SW1520	7/14	SY55XLSW0714		
						10/16	SY55XLSW1016		
						13/18	SY55XLSW1318		
						14/19	SY55XLSW1419		
						15/20	SY55XLSW1520		

RECOMMENDED SKAT-TRAK IMPELLER

Model	Year	Orig. Imp.	Pump Dia.	Stock Engine	Limited Engine	Modified Engine
Ultra 130 Di	01-02	n/a	Tapered	14/19 Swirl	14/20 Swirl	14/21, 14/22 or 14/23 Swirl**
Ultra 150	99-02	n/a	Tapered	14/19 Swirl	14/20 Swirl	14/21, 14/22 or 14/23 Swirl**
1200 STX-R	2002	n/a	148mm	14/24 Swirl or 14/24R Swirl	14/24 Swirl or 14/24R Swirl	14/25 Swirl or 14/25R Swirl
1100 STX DI	00-02	n/a	148mm	13/19 Swirl	14/20 Swirl	14/22 Swirl
1100 STX	97-99	8/22	148mm	13/18 Swirl	13/18 to 13/19 Swirl	14/20 to 14/24 Swirl
900 STX	97-02	10/24	140mm	14/19 Swirl* or 15/20 Slim Line**	14/19 Swirl* or 16/21 Slim Line**	15/20 Swirl* or 17/22 Slim Line**
1100 ZXi	96-02	7/20	148mm	13/18 Swirl	13/18 to 13/19 Swirl	14/20 to 14/24 Swirl
900 ZXi	95-97	14/22	140mm	14/19 Swirl* or 15/20 Slim Line**	14/19 Swirl* or 16/21 Slim Line**	15/20 Swirl* or 17/22 Slim Line**
900 STS	01-02	n/a	140mm	16/21 Slim Line	17/22 Slim Line	17/23 Slim Line
750 ZXi	97	14/22	140mm	13/18 Swirl	13/18 to 14/19 Swirl	14/19 to 15/20 Swirl
	95-96	14/22	140mm	13/18 Swirl	13/18 to 14/19 Swirl	14/19 to 15/20 Swirl
750 Xi Sport	98-99	13/18	140mm	12/17 Swirl* or 10/18 Standard**	12/17 Swirl* or 11/19 Standard**	13/18 Swirl* or 13/18 Slim Line**
750 Xi	97	13/18	140mm	12/17 Swirl* or 10/18 Standard**	12/17 Swirl* or 11/19 Standard**	13/18 Swirl* or 13/18 Slim Line**
	96	13/18	140mm	12/17 Swirl* or 10/18 Standard**	12/17 Swirl* or 11/19 Standard**	13/18 Swirl* or 13/18 Slim Line**
	93-95	8/16 5-blade	140mm	10/18 Standard	11/19 Standard	13/18 Swirl* or 13/18 Slim Line**
750 Sxi Pro	98-02	9/17	140mm	9/17* or 10/18 Standard**	12/17 Swirl* or 10/18 Standard**	13/18 Swirl* or 13/18 Slim Line**
750 SKi	95-96	9/17	140mm	9/17* or 10/18 Standard**	12/17 Swirl* or 10/18 Standard**	13/18 Swirl* or 13/18 Slim Line**
750 SX	92-95	14/19 alum.	140mm	9/17 Standard	9/17* to 10/18 Standard**	13/18 Swirl* or 13/18 Slim Line**
750 SS	97	12/17	140mm	9/17 Standard	9/17* to 10/18 Standard**	13/18 Swirl* or 13/18 Slim Line**
	96	12/17	140mm	9/17 Standard	9/17* to 10/18 Standard**	13/18 Swirl* or 13/18 Slim Line**
	92-95	14/19 alum.	140mm	9/17 Standard	9/17* to 10/18 Standard**	13/18 Swirl* or 13/18 Slim Line**
750 XIR	94	9/17	140mm	9/17 Standard	9/17* to 10/18 Standard**	13/18 Swirl* or 13/18 Slim Line**
750 STX	98	12/17	140mm	10/18 Standard* or 12/17 Swirl**	13/18 Swirl	14/19 Swirl
750 STS	97	12/17	140mm	12/17 Swirl* or 10/18 Standard**	12/17 Swirl* or 11/19 Standard**	13/18 Swirl* or 13/18 Slim Line**
	96	12/17	140mm	12/17 Swirl* or 10/18 Standard**	12/17 Swirl* or 11/19 Standard**	13/18 Swirl* or 13/18 Slim Line**
	95	13/18	140mm	12/17 Swirl* or 10/18 Standard**	12/17 Swirl* or 11/19 Standard**	13/18 Swirl* or 13/18 Slim Line**
750 ST	95	13/21	140mm	9/17 Standard	9/17* to 10/18 Standard**	13/18 Swirl* or 13/18 Slim Line**
	93-94	10/18 alum. 5-bl.	140mm	9/17 Standard	9/17* to 10/18 Standard**	13/18 Swirl* or 13/18 Slim Line**
650 TS	89-96	16.5 alum.	140mm	9/17 Standard	9/17* to 10/18 Standard**	11/19 Standard
650 SX	86-93	15 alum.	140mm	8/16 Standard	9/17 Standard	10/18* to 11/19 Standard**
650 X-2	86-95	18 alum.	140mm	8/16 Standard	9/17 Standard	10/18* to 11/19 Standard**
650 SC	91-95	16.5 alum.	140mm	9/17 Standard	9/17* to 10/18 Standard**	11/19 Standard
650 JM	91-92	15 alum.	140mm	9/17 Standard	9/17* to 10/18 Standard**	11/19 Standard
550 SX	90-95	17.5 alum.	Tapered	13/16 Standard	13/16 Standard	14/17 Standard
550 JS	82-89	16 alum.	Tapered	13/16 Standard	13/16 Standard	14/17 Standard
440 JS	77-94	15 alum.	121.7mm	13/16 Standard	13/16 Standard	14/17 Standard
300 SX	87-91	15 alum.	121.7mm	13/16 Standard	13/16 Standard	14/17 Standard
300 JS	86-88	15 alum.	121.7mm	13/16 Standard	13/16 Standard	14/17 Standard

* Suggested for maximum bottom-to-mid range acceleration gains. ** Suggested for maximum top speed gains. Refer to the USBA Rulebook for a more detailed definition of "Stock, Limited, and Modified."

IMPELLER DESIGNS AND PITCHES AVAILABLE

300/440		550 JS		550 SX		650 STANDARD		750 STANDARD	
PITCH	PART NUMBER	PITCH	PART NUMBER	PITCH	PART NUMBER	PITCH	PART NUMBER	PITCH	PART NUMBER
13/16	SK440ST1316	13/16	SK550ST1316	13/16	SK550SX1316	8/16	SK650ST0816	8/16	SK750ST0816
14/17	SK440ST1417	14/17	SK550ST1417	14/17	SK550SX1417	9/17	SK650ST0917	9/17	SK750ST0917
15/18	SK440ST1518	15/18	SK550ST1518	15/18	SK550SX1518	10/18	SK650ST1018	10/18	SK750ST1018
15	SK440ST15.0	15	SK550ST15.0	15	SK550SX15.0	11/19	SK650ST1119	11/19	SK750ST1119
15.5	SK440ST15.5	15.5	SK550ST15.5	15.5	SK550SX15.5	12/20	SK650ST1220	12/20	SK750ST1220
16	SK440ST16.0	16	SK550ST16.0	16	SK550SX16.0	15	SK650ST15.0		
16.5	SK440ST16.5	16.5	SK550ST16.5	16.5	SK550SX16.5	15.5	SK650ST15.5		
17	SK440ST17.0	17	SK550ST17.0	17	SK550SX17.0	16	SK650ST16.0		
17.5	SK440ST17.5	17.5	SK550ST17.5	17.5	SK550SX17.5	16.5	SK650ST16.5		
18	SK440ST18.0					17	SK650ST17.0		

750/900 SWIRL		750/900 SLIM LINE	
PITCH	PART NUMBER	PITCH	PART NUMBER
12/17	SK900SW1217	12/17	SK900SL1217
13/18	SK900SW1318	13/18	SK900SL1318
14/19	SK900SW1419	14/19	SK900SL1419
15/20	SK900SW1520	15/20	SK900SL1520
16/21	SK900SW1621	16/21	SK900SL1621
17/22	SK900SW1722	17/22	SK900SL1722

ULTRA 150 SWIRL	
PITCH	PART NUMBER
14/19	SK150SW1419
14/20	SK150SW1420
14/21	SK150SW1421
14/22	SK150SW1422
14/23	SK150SW1423
14/24	SK150SW1424

1100 SWIRL	
PITCH	PART NUMBER
12/17	SK1100SW1217
13/18	SK1100SW1318
13/19	SK1100SW1319
14/20	SK1100SW1420
14/24	SK1100SW1424
14/24R	SK1100SW1424R
14/25	SK1100SW1425
14/25R	SK1100SW1425R



FUEL SYSTEMS
 ENGINE/GASKETS
 EXHAUST
 DRIVE LINE HANDLING
 ELECTRICAL
 WATERLINE/BILGE
 STEERING & CONTROLS
 BODY
 ACCESSORIES
 SERVICE TOOLS
 HARDWARE
 CHEMICAL



NuJet DESTROYER STAINLESS IMPELLER

The Destroyer has a unique 3-D blade design with a super-progressive pitch and minimal blade overlap. Minimizing the amount of overlap increases the efficiency of the Destroyer giving harder acceleration throughout the power band and higher top speeds and reduced cavitation for better performance in all water conditions.

SEA DOO

SD-A5.5	SD-A6.1
SD-B5.0	SD-A6.2L
SD-B5.5	SD-A6.5
SD-B5.7L	SD-B6.5L
SD-A6.0	
SD-B6.0L	

YAMAHA

YM-A5.0	YM-B6.0
YM-A5.5	YM-C6.0
YM-B5.0	YM-B6.5
YM-B5.5	YM-C6.5
YM-C5.5	
YM-A6.0	

KAWASAKI

KW-A5.0	KW-A6.0
KW-B5.0	KW-D6.0
KW-C5.0	
KW-A5.5	
KW-B5.5	
KW-C5.5	

TIGERSHARK

TS-A5.0	TS-B6.5
TS-A5.5	
TS-B5.5	
TS-A6.0	



SEAN WORKMAN

SEA-DOO

MODEL	YEAR	ENGINE C.C.	O.D. (mm)	STOCK (Bone stock)	LIMITED (Add bolt-on parts)	MODIFIED (Major modifications)
LRV DI	02	951	155	SD-B6.0L	SD-B6.0L / SD-B6.5L	SD-B6.5L
LRV	00-01	951	155	SD-B6.0L	SD-B6.0L / SD-B6.5L	SD-B6.5L
GTx 4-TEC	02	1500	155	N/A	N/A	N/A
GTx DI	00-02	951	155	SD-B5.7L / SD-B6.0L	SD-B6.0L / SD-B6.5L	SD-B6.5L
GTx / GTx Ltd.	98-01	951	155	SD-B6.0L	SD-B6.0L / SD-B6.5L	SD-B6.5L
GTx RFI	98-02	782	140	SD-A6.2L	SD-A6.2L	-
GTx	96-97	782	140	SD-A6.0 / SD-A6.1	SD-A6.0 / SD-A6.1	SD-A6.5
GTx	02	951	155	SD-B6.0L	SD-B6.0L	SD-B6.5L
RX DI	00-02	951	155	SD-B6.0L	SD-B6.0L	SD-B6.5L
RX	00-01	951	155	SD-B6.0L	SD-B6.0L / SD-B6.5L	SD-B6.5L
GSX RFI	99-00	782	140	SD-A6.2L	SD-A6.2L	-
GSX Ltd.	98-99	951	155	SD-B6.0L	SD-B6.0L / SD-B6.5L	SD-B6.5L
GSX Ltd.	97.5	951	155	SD-B5.0	SD-B5.0 / SD-B5.5	SD-B5.5
GSX	96-97	782	140	SD-A6.0 / SD-A6.1	SD-A6.0 / SD-A6.1	SD-A6.5
XP / XP Ltd.	98-02	951	155	SD-B6.0L	SD-B6.0L / SD-B6.5L	SD-B6.5L
XP	96-97	782	140	SD-A6.0 / SD-A6.1	SD-A6.0 / SD-A6.1	SD-A6.5
XP	95	718	140	SD-A5.5	SD-A5.5	SD-A6.0 / SD-A6.1
Gti/Gti LE	02	718	155	SD-B5.7L	SD-B6.0L	SD-B6.5L
Gti	01	718	155	SD-B5.7L	SD-B6.0L	SD-B6.5L
Gti	96-00	718	140	SD-A5.5	SD-A5.5	SD-A6.0 / SD-A6.1
GTS	01	718	155	N/A	N/A	SD-B6.0L
GTS	97-00	718	140	SD-A5.5	SD-A5.5	SD-A6.0 / SD-A6.1
GTS	92-96	580	140	N/A	N/A	N/A
Gsi	97	718	140	SD-A5.5	SD-A5.5	SD-A6.0 / SD-A6.1
GS	97-01	718	140	SD-A5.5	SD-A5.5	SD-A6.0 / SD-A6.1
HX	95-97	718	140	SD-A5.5	SD-A5.5	SD-A6.0 / SD-A6.1
SPX	99	782	140	SD-A6.2L	SD-A6.2L	-
SPX	97-98	782	140	SD-A6.0 / SD-A6.1	SD-A6.0 / SD-A6.1	SD-A6.5
SPX	96	718	140	SD-A5.5	SD-A5.5	SD-A6.0 / SD-A6.1
SPi	93-94	580	140	N/A	N/A	N/A
SP	97	718	140	SD-A5.5	SD-A5.5	SD-A6.0 / SD-A6.1
SP	88-96	580	140	N/A	N/A	N/A

YAMAHA

FX 140	02	1000	155	N/A	N/A	N/A
SUV 1200	99	1200	155	YM-B5.5	YM-B5.5 / YM-B6.0	YM-B6.0
SUV 1200	00-02	1200	155	YM-C6.0	YM-C6.0 / YM-C6.5	YM-C6.5
GP 1200	97-99	1200	155	YM-B5.5 / YM-B6.0	YM-B6.0 / YM-B6.5	YM-B6.5
GP 1200R	00-02	1200	155	YM-C6.0	YM-C6.0 / YM-C6.5	YM-C6.5
GP 800	98-00	800	144	YM-A5.0	YM-A5.0 / YM-A5.5	YM-A6.0
GP 800R	01-02	800	155	YM-C5.5	YM-C5.5 / YM-C6.0	YM-C6.0
GP 760	97-00	760	144	YM-A5.0	YM-A5.0 / YM-A5.5	YM-A6.0
XLT 1200	00-02	1200	155	YM-C6.0	YM-C6.0 / YM-C6.5	YM-C6.5
XL 1200	98-99	1200	155	YM-B5.5 / YM-B6.0	YM-B6.0 / YM-B6.5	YM-B6.5
XL 1200 Ltd	99-00	1200	155	YM-C6.0	YM-C6.0 / YM-C6.5	YM-C6.5
XLT	02	800	155	YM-C5.5	YM-C6.0	YM-C6.5
XL 800	00-01	800	155	YM-C5.5	YM-C5.5 / YM-C6.0	YM-C6.0
XL 760	98-99	760	155	YM-B5.0	YM-B5.0 / YM-B5.5	YM-B5.5
XL 700	00-02	700	155	YM-B5.0	YM-B5.0 / YM-B5.5	YM-B5.5
WaveBlaster II	96-97	760	155	YM-B5.0	YM-B5.0 / YM-B5.5	YM-B5.5
WaveBlaster 701	96-97	701	144	YM-A5.0	YM-A5.0 / YM-A5.5	YM-A5.5
WaveBlaster 701/650	95 & earlier	701	144	—	YM-A5.0	YM-A5.5
WaveRaider 1100	95-96	1100	155	YM-B5.5	YM-B5.5 / YM-B6.0	YM-B6.0
WaveRaider 760	96 & earlier	760	144	YM-A5.5	YM-A5.5 / YM-A6.0	YM-A6.0
WaveRaider 701	96-97	701	144	YM-A5.0	YM-A5.0 / YM-A5.5	YM-A5.5
WaveRaider 701	95 & earlier	701	144	YM-A5.5	YM-A5.5 / YM-A6.0	YM-A6.0
WaveVenture 1100	96-97	1100	155	YM-B5.0 / YM-B5.5	YM-B5.5	YM-B6.0
WaveVenture 760	97	760	155	YM-B5.0	YM-B5.0 / YM-B5.5	YM-B5.5
WaveVenture 701	95-98	701	144	YM-A5.0	YM-A5.0 / YM-A5.5	YM-A5.5
SuperJet 701 / Ltd.	96-02	701	144	YM-A5.0	YM-A5.0 / YM-A5.5	YM-A5.5
SuperJet 701/650	95 & earlier	701/650	144	—	YM-A5.0	YM-A5.5
WaveRunner III 701	97 (65hp)	701	144	—	YM-A5.0	YM-A5.0


KAWASAKI

Ultra 150	99-02	1176	136-157	KW-D6.0	KW-D6.0	-
Ultra 130 DI	01-02	1071	136-157	KW-D6.0	KW-D6.0	-
STX 1200R	02	1176	148	KW-C5.0	KW-C5.5	KW-C5.5
STX 1100	97-99	1071	148	KW-C5.0	KW-C5.0	KW-C5.5
STX 1100 DI	00-02	1071	148	KW-C5.0	KW-C5.0	KW-C5.5
STX 900	01-02	891	148	—	KW-C5.0	KW-C5.5
STX 900	97-00	891	140	KW-B5.0	KW-B5.0 / KW-B5.5	KW-B5.5
SXS 900	01-02	891	140	KW-B5.0	KW-B5.0 / KW-B5.5	KW-B5.5
STX 750	98	743	140	KW-A5.0	KW-A5.0 / KW-A5.5	KW-A5.5
ZXi 1100	96-02	1071	148	KW-C5.0	KW-C5.5	KW-C5.5
ZXi 900	96-97	891	140	KW-B5.0	KW-B5.0 / KW-B5.5	KW-B5.5
ZXi 750	95-97	743	140	KW-A5.0 / KW-A5.5	KW-A5.5 / KW-A6.0	KW-A6.0
SXS 750	95-97	743	140	KW-A5.0	KW-A5.0 / KW-A5.5	KW-A5.5
SS 750	92-97	743	140	—	KW-A5.0	KW-A5.0
ST 750	93-95	743	140	—	KW-A5.0	KW-A5.0
Xi Sport 750	98	743	140	KW-A5.0	KW-A5.0 / KW-A5.5	KW-A5.5
Xi 750	93-97	743	140	KW-A5.0	KW-A5.0 / KW-A5.5	KW-A5.5
SXi Pro 750	98-02	743	140	KW-A5.0	KW-A5.0 / KW-A5.5	KW-A5.5
SXi 750	95-96	743	140	KW-A5.0	KW-A5.0 / KW-A5.5	KW-A5.5
SX 750	92-96	743	140	—	KW-A5.0	KW-A5.0


TIGERSHARK

TS1100L	99	1100	148	TS-B6.5	TS-B6.5	-
TS1100R	99	1100	148	TS-B5.5	TS-B5.5	-
Daytona 1000	97-98	1000	146	TS-A6.0	TS-A6.0	-
Monte Carlo 1000	97-98	1000	146	TS-A6.0	TS-A6.0	-
Daytona 770	96-99	770	146	TS-A5.5	TS-A5.5	TS-A6.0
Monte Carlo 770	96-99	770	146	TS-A5.5	TS-A5.5	TS-A6.0
TS770	98-99	770	146	TS-A5.5	TS-A5.5	TS-A6.0
Monte Carlo 640	97-98	640	146	TS-A5.0	TS-A5.0	TS-A5.5
Montego 640	97-98	640	146	TS-A5.0	TS-A5.0	TS-A5.5
Montego Deluxe 640	97-99	640	146	TS-A5.0	TS-A5.0	TS-A5.5

FUEL SYSTEMS
ENGINE/GASKETS
EXHAUST
DRIVE LINE HANDLING
ELECTRICAL
WATERLINE/BILGE
STEERING & CONTROLS
BODY
ACCESSORIES
SERVICE TOOLS/HARDWARE
CHEMICAL



Yamaha	Part No.
A. All Yamaha (except 63M/66E/66V) "Kawasaki Dampner Type"	54-1129
B. All Yamaha (except 63M/66E/66V)	RY3023
C. Dampner for RY3023	RY3023B
D. GP1200R, XLL1200	612-12000



Kawasaki	Part No.
E. 750SX 94-95	611-75001
F. 750SS 94-97, XI 93-97, ZXI 95-97, SXI 95-97	611-75002

BILLET DRIVE COUPLER SET



951 LIGHT WEIGHT PTO

2.5 lbs. lighter than our stock PTO (Stock 4 lbs., Our PTO is 1.5 lbs.). Fits all SD951 '97 1/2, '98, '99 except '98 XP-LTD.


Description	Part No.
SD951 PTO	54-3508



SEA DOO COUPLER RETAINER

Hot Products precision machined thermal fit coupler retainer, holds coupler in casing and prevents shaft damage.

Description	Coupler	Part No.
Sea Doo HX 96+	Front	54-1152
Sea Doo XP 97	Front/Rear	54-1152



DRIVE COUPLER WRENCH

Yamaha	Part No.
144mm Pump	DS# 60-3
155mm Pump	DS# 61-5

BEARING HOUSINGS FOR YAMAHA




Part No. 003-400

Yamaha	Year	Part No.
65 SJ	90-91	003-402
650 VXR	91-93	003-402
650 VXR	95	003-402
650 SJ	92-93	003-402
650 W. Runner III	92-93	003-402
650 W. Runner III	95-96	003-402
701 FX1	94	003-400
701 Raider	94	003-400
701VXR	93-94	003-400
701W. Blaster	93-94	003-400
701 W. Runner III	94	003-400



Part No. 003-402

Yamaha	Year	Part No.
701 FX1	95	003-400
701 Raider	95-97	003-400
701 SJ	95-01	003-400
701 W. Blaster	95-96	003-400
701 W. Runner III	95,97	003-400
701 W. Venture	95-96	003-400
760 Raider	96	003-400
760 W. Blaster	96-97	003-400
760 W. Blaster GP		003-400
760 W. Venture	97	003-400
800 GP	01	003-400



Part No. 003-400-1

Yamaha	Year	Part No.
800XL	00-01	003-400
1100 Raider	95-96	003-400
1100 W. Venture	96-97	003-400
1200 GP	97,01	003-400
1200 XL	99-01	003-400
701 W. Venture	98	003-400
701 XL	99-01	003-400
760 GP	99-00	003-400
760 XL	98-99	003-400
800 GP	98-00	003-400
1200 GP	98-99	003-400
1200 XL	98	003-400

FUEL SYSTEMS

ENGINE/GASKETS

EXHAUST

DRIVE LINE HANDLING

ELECTRICAL

WATERLINE/BILGE

STEERING & CONTROLS

BODY

ACCESSORIES

SERVICE TOOLS/HARDWARE

CHEMICAL

PUMP HOUSING

Pump Housing Bearings and Seals

Sea Doo	Description	OEM No.	Part No.
580/650/720/800	Pump Seal	293-200-025	009-730
580/650/720/800	Needle Bearings	293-350-001	54-3130
580/650/951 (1997)	thrust Bearings	293-350-002	54-3132
720/800/951 (98-01)	thrust Bearings	293-350-019	010-228-02
580/650/720/800	Pump Seal & Bearings Repair Kit		003-640
580/650/720/800	Pump O-Ring	293-200-011	008-641
		293-200-013	008-642



SEA DOO THRUST BEARINGS



SEA DOO PUMP REPAIR KIT

Kawasaki	Descriptions	OEM No.	Part No.
440	Pump Seal Kit	92050-502/503	54-9203



JET PUMP HOUSING WITH REPLACEMENT WEAR RING FOR YAMAHA

Yamaha	Part No.
650 Super Jet 90-93	003-507
650 VXR 91-95	003-507
701 Super Jet 95-01	003-507
701 Wave Blaster 93-96	003-507
650 Wave Runner 92-93, 96	003-506
701 Wave Runner III GP 94-95	003-506
701 Wave Raider 94-97	003-506
701 Wave Raider DX 95	003-506
701 Wave Runner III 97	003-506

Yamaha	Part No.
701 Wave Venture 95-96	003-506
760 GP 97-00	003-506
760 Wave Raider 96	003-506
800 GP 98-00	003-506
701 Wave Venture 98	003-505
701 Wave Venture XL 99-01	003-505
760 Wave Venture 97	003-505
1100 Wave Venture 96-97	003-505
1100 Wave Raider 95-96	003-505
1200 GP 97-99	003-505
1200 XL 98	003-505
Replacement Rings	Part No.
Fits 003-506 and 003-507 (144mm)	003-521
Fits 003-505 (155mm)	003-520



REPLACEMENT PUMP WEAR RINGS FOR SEA DOO

Description	Part No.
580/650/720/800 Wear Ring	003-500
951	003-503



REPLACEMENT PUMPSHAFT

Sea Doo	Description	Part No.
580/650/720/800	271-000-291	54-3140
951 97-98	271-000-886	003-108
951 99-01	271-000-965	003-111


Kawasaki	Description	Part No.
All 650 /750 (All except ZXI)	13107-3721	003-107
750/900/1100 ZXI	13107-3737	003-109

SHAFT HOUSING

Shaft Housing Bearings and Seals for Kawasaki



Kawasaki	Descriptions	OEM No.	Part No.
440/550-90	Driveshaft Seal (4pcs/pk)	92050-501	54-3203
440/550-90	Driveshaft Bearings		54-3103
440/550-90	Driveshaft Seal & Bearings Repair Kit		54-3003
550SX 91-95	Driveshaft Seal	92049-3707	54-3227
650/750/900/1100 All		92050-502	
		92050-503	
550SX 91-95	Driveshaft Bearings		54-3127
650/750/900/1100 All			
550SX 91-95	Driveshaft Seal & Bearings Repair Kit		54-3027
650/750/900/1100 All			



SEAL CARRIER

Description	Part No.
A. 580/650 All OEM#272-000-024	003-115
B. 720/800 All OEM#272-000-012	003-116

SEAL CARRIER COMPLETE ASSEMBLIES

Comes with bearings and seals installed.

Description	Part No.
C. 560/650 All	003-115-01
D. 720/800 All	003-116-01

SHAFT HOUSING PARTS FOR SEA DOO

Shaft Housing Bearings and Seals for Sea Doo

Sea Doo	Descriptions	OEM No.	Part No.
All Models	PTO/Front Seal	293-200-025	009-730
All Models	Driveshaft/Rear Seal	293-200-012	009-730
580/650/720 All	All Seal Carrier Bearing	293-350-007	54-3135



IMPELLER SHAFT THRUST WASHER

Description	Part No.
580/650/720 All OEM#293-350-003	003-099



DRIVE SHAFT BOOT

Description	Part No.
720HX 95, All Models 96-97 OEM#272-000-041	003-105
580/650 All to 95	003-102



PTO BOOT

Description	Part No.
All Models OEM#272-000-001	003-100



CARBONE RING

Description	Part No.
720 HX 95, All Models 96-97 OEM#272-000-042	003-110



DRIVE SHAFT BUMPERS

Description	Part No.
580/650/720 All (sold in pairs) OEM#292-000-019	003-350



THRU HULL REPAIR FITTING FOR SEA DOO IMPELLER SHAFT

Description	Part No.
All Models OEM#292-000-075	011-112

FUEL SYSTEMS

ENGINE/GASKETS

EXHAUST

DRIVE LINE HANDLING

ELECTRICAL

WATERLINE/BILGE

STEERING & CONTROLS

BODY

ACCESSORIES

SERVICE TOOLS/HARDWARE


CHEMICAL



R&D HYDRO FORCE STEERING NOZZLE

The new lengthened design delivers a full 1 MPH speed gain over stock. The pivot point position improves the turning radius allowing you to carve tighter turns with a more positive feel. Improved performance through speed, acceleration and handling.

Yamaha	Part No.
GP 1200R '00, GP800R	162-12000
Kawasaki	
Ultra 150	161-15000



RIVA STEERING NOZZLES

This nozzle is extended to increase lateral thrust leverage in tight turns as well as improve the vertical leverage of the trim system. The steering arm features Quick-Steer and standard mount positions.

Description	Part No.
Wave Runner GP 1200	RY2318
Wave Runner GP 760/800	RY2316



SEA-DOO 650/720/800 HYDRO FORCE NOZZLES

Hydro Force Nozzles	Part No.
82mm Exit with VTS Arm	153-00083
85mm Exit with VTS Arm	153-00085
87mm Exit with VTS Arm	153-00087
85mm Steering	163-00085
88mm Steering	163-00087
89mm Steering	163-00089
82/85 Complete Kit with (Modified & R&D Limited)	173-83085
85/88 Complete Kit with (96+Stock&Most Limited)	173-85087
87/89 Complete Kit with (Pre 96 Stock&Limited)	173-87089
VTS Arm Kit (for R&D or OEM aluminum nozzle)	153-00000



HOT PRODUCTS ADJUSTABLE EXIT NOZZLE AND RINGS FOR SEA DOO 650/720/800

Our variety of interchangeable billet machined rings offer to find the maximum performance of the boat. Large ring for bottom-end acceleration and Small ring for top-end.

Sea Doo	Part No.
Exit Nozzle Only (w/o ring)	54-3313
Billet Machined Ring Only 83/85/87mm	54-3314-Size



R&D PUMP PLUG KIT

New 10 piece pump stuffer kit for GP1200R stuffs up all those unwanted cavities in the pump shoe that aid in producing cavitation. Reducing cavitation equals greater performance.

Yamaha	Part No.
1200R '00, GP800R,	162-00000
XL1200LTD, XLT800/1200	162-00001



FUEL SYSTEMS

ENGINE/GASKETS

EXHAUST

DRIVE LINE HANDLING

ELECTRICAL

WATERLINE/BILGE


STEERING & CONTROLS

BODY

ACCESSORIES

SERVICE TOOLS/HARDWARE


CHEMICAL



RIVA HIGH FLOW PUMP STRAINER FOR GPR

Precision-machined pump strainer features dual cooling outlet for use with dual cooling systems on new Yamaha pumps. Filters debris from cooling system while increasing flow with larger water inlet vents.


Yamaha	Part No.
GP800R/GP1200R & XLL/XLT200	RY1013-WS-19



R&D TRIPLE COOLING BLOCK FOR GPR

R&D Triple Cooling Block features three 1/2" cooling outlets. This delivers optimum cooling so the engine will not become heat soaked and will produce maximum power.

Yamaha	Part No.
GP800R/GP1200R/XLL1200/FX140	660-12001




Yamaha 144 Pump with End Bolt

INTERCHANGEABLE PUMP CONE ROD FOR YAMAHA

Change the diameter of your exit nozzle with the Hot Products Pump Cone Rod. With one easy turn of a bolt you can adjust your exit nozzle diameter by interchanging the various rod sizes.

Yamaha	Part No.
Yamaha SJ, w/Blaster, 701 Raider	54-3351



R&D ANTI-CAVITATION CONE FOR GPR

The unique patent pending design balances the bowl pressure in the last stage of the pump to eliminate detectable cavitation. Improve bottom and punch midrange pull and overall performance.


Yamaha	Part No.
GP1200R/GP800R	162-12002
XL1200LTD, XLT800/1200	162-12003



BILLET IMPELLER CONE FOR GPR

Replaces the rubber hub seal that often fails on Skat-Trak Swirl impellers for GPR's and XLT's. Presses into place with double o-ring seals. For use with stock and Magnum Pumps.

Yamaha	Part No.
Billet Impeller Cone GP1200R, XLT's	54-3357



INLAND JET AGGRESSOR PUMP WEDGES FOR STX-R

Increase top speed by 2+ mph. Angle nozzle 1, 2, or 3 degrees upward. Plain, faster, light weight, easy installation.

Kawasaki	Part No.
STX-R/STX1100/ZXI1100/STX900(02-03) 3 Degree	AG3P
STX-R/STX1100/ZXI1100/STX900(02-03) 2 Degree	AG2P
STX-R/STX1100/ZXI1100/STX900(02-03) 2 Degree	AG1P

FUEL SYSTEMS

ENGINE/GASKETS

EXHAUST

DRIVE LINE HANDLING

ELECTRICAL

WATERLINE/BILGE

STEERING & CONTROLS

BODY

ACCESSORIES SERVICE TOOLS/HARDWARE


CHEMICAL



R&D GPR AUTO DROP NOZZLE

Auto Drop Nozzle automatically trims craft down when handlebars are turned providing exceptional hook up and handling when carving tight turns.

Sea Doo	Part No.
650/720/800 83mm	183-83000
650/720/800 85mm	183-85000
Yamaha	Part No.
GP1200R 00+, GP800R	162-12001



RIVA GPR PRO-SERIES AUTO-TRIM NOZZLE

Downward travel and stationary angle are completely adjustable to rider's preference. Includes new design reduction nozzle that increase thrust and acceleration, featuring exit in contrast to the OEM 5 degree nozzle.

Yamaha	Part No.
GP1200R/GP800R	RY23AT-155-66V



R.POT DROP NOZZLE KIT

Kit includes: Hydraulic lever kit, and carbon steering nozzle (83mm stock size).

Kawasaki	Part No.
800 SXR	54-3358



RIVA DROP NOZZLE KIT

Convert your twist style Quick Shift trim system (QSTS) into a spring loaded, lever actuated system that instantly drop steering nozzle down when pulled.

Yamaha	Part No.
GP1200R/GP800R	RY2420
GP760/800/1200	RY2416



R.POT SUPER JET DROP NOZZLE ADAPTER KIT

Designed to utilize the stock Yamaha T62 components, and activate them hydraulically..

Yamaha	Part No.
Super Jet Drop Nozzle Adapter Kit	54-3344



HYDRAULIC QUICK TRIM

Description	Part No.
All Sea Doo with VTS	54-3343
Super Jet 96+	54-3354



Sea Doo XP/SPX



Yamaha Super Jet



Sea Doo XP-LTD



Yamaha GP800/1200



Polaris 785 SLX-Pro



Kawasaki 750SX/SXI



BILLET HYDRAULIC TRIM TAB SYSTEMS

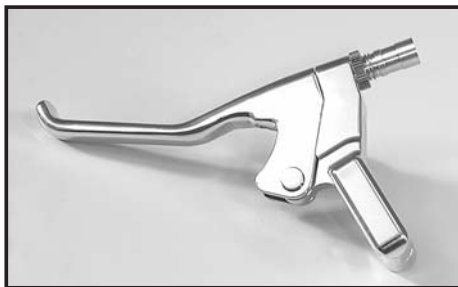
Greatly improves starts, rough water stability, and decreases porpoising. A "must" for the racer and performance enthusiast.

Sea Doo	Part No.
XP/SPX	57-8101
XP-LTD	57-8102

Polaris	Part No.
785-SLX-Pro	57-8110

Yamaha	Part No.
Super Jet	57-8120
GP800/1200	57-8121
GP1200R (must use with #54-7617)	57-8122


Kawasaki	Part No.
750 SX/SXI/SXI-Pro	57-8130
Ultra 150	57-8131



UMI TRIM LEVERS

Billet Aluminum Trim Lever for Trim Tab and Quick Trim Nozzle.

Description	Part No.
UMI Trim Lever	KA-01525-CLR



R.POT REAR HULL EXTENSIONS

Available for SXI and Super Jet. Come 100mm long and can be cut to accommodate rider performance.

Yamaha	Part No.
Super Jet 96+ Bottom & Side	54-3471
Super Jet 96+ Side Only	54-3472

Kawasaki	Part No.
750SX/SXI Pro/SXR Side Only	54-3473



R.POT DUAL PISTON HYDRAULIC MASTER CYLINDER

Designed for easy, two-finger pull and clearance over electrical switches. Can be used with any hydraulic trim system to eliminate mechanical pivot arms and linkages.

Description	Part No.
Dual Piston Hydraulic Master Cylinder Kit	57-8140



DYNAMIC TABS FOR SUPER JET

These "Dynamic Tabs" will lower to stabilize your SuperJet. As the velocity decreases, this causes increased friction on the water. This results in better handling, and an increase in speed and performance.

Yamaha	Part No.
Super Jet 96+ Dynamic Tabs	05-004

FUEL SYSTEMS
ENGINE/GASKETS
EXHAUST
DRIVE LINE HANDLING
ELECTRICAL
WATERLINE/BILGE
STEERING & CONTROLS
BODY
ACCESSORIES
SERVICE TOOLS/HARDWARE
CHEMICAL



R&D PERFORMANCE TRIM TABS

Eliminates porposing. Developed for the demands of Factory Yamaha's Nicolas Rius for the 2000 Race Tour. IJSBA Limited and Superstock legal.

Yamaha	Part No.
Fixed Trim Tab Kit GP1200R	122-12002



R&D GPR MECHANICAL TRIM TAB

This system gives the rider the hook up the pump under choppy conditions. IJSBA Superstock legal.

Yamaha	Part No.
Mechanical Trim Tab GP 1200R	122-12003



RIVA YAMAHA TRIM TABS

Yamaha	Part No.
Trim Tab 97 - early 98 GP760/1200	RY2718-B-1
Trim Tab - Mounting Kit 97 - early 98 GP760/1200	RY2718-A
Performance Trim Tab Late 98-99 GP760/800/1200	RY2717



Polaris 785 SLX Pro



Kawasaki 750 SXI Pro



Yamaha Super Jet



Yamaha GP800/1200



Yamaha XL1200 LTD

All R. Pot Design Ride Plates are built of hand laid carbon fiber and are finished on the bottom with scrape resistant marine gel-coat. The Super Jet and SXI Plates are both 100mm longer than stock and offer the optimum in stability and rough water hook-up with no loss of Top end. All runabout Plates have been designed and tested for the best combination to minimize porposing and improve cornering while gaining speed over stock plates.

R. POT DESIGN CARBON RIDE PLATES

Polaris	Part No.
SLX785-Pro, 1200 Pro	54-7610

Yamaha	Part No.
Super Jet	54-7612
GP 800/1200	54-7613
XL1200 LTD	54-7614
GPR1200 R	54-7617

Kawasaki	Part No.
750 SXI-Pro/800SX-R	54-7616
1200 SXR	54-7620

FUEL SYSTEMS
ENGINE/GASKETS
EXHAUST
DRIVE LINE HANDLING
ELECTRICAL
WATERLINE/BILGE
STEERING & CONTROLS
BODY
ACCESSORIES
SERVICE TOOLS/HARDWARE
CHEMICAL



Super Jet Rius Plate



750 SXI Pro



Yamaha GP1200R



Kawasaki STX-R



Sea Doo XP97+

R&D PRO-SERIES PLATES

Yamaha	Part No.
Super Jet -95	122-70100
Super Jet 96+	122-70101
Super Jet 96+ Rius Ride Plate	122-70102
Wave Blaster/ Wave Blaster II	122-70400
Wave Raider 701 94-95	122-70300
GP 760/800/1200 for offshore	122-12000
GP1200R	122-12001
XLL 1200	122-12004
GP1300R	122-13000
FX 140	122-14000

Kawasaki	Part No.
750 SX / SXI	121-75101
750/900/1100ZXI	121-75500
750SXI Pro 98+	121-75102
800 SXR	121-80000
1200 STXR/1100 STX DI/1200 STXF (for use with stock grate)	121-12000
1200 STXR/1100 STX DI/1200 STXF (for use with R&D Aquavein)	121-12001


Sea Doo	Part No.
HX	123-72700
XP 800 97+, XP-LTD 98+, RX, RXX	123-80620

Polaris (Speed Plate)	Part No.
650/700/750/780SL	124-00100

R&D X-TENDERS

Sea Doo	Part No.
580/650 X-Tender (except 3 seater)	123-00000
95 720/800 XP X-Tender Kit (with wings)	123-72600
96 800 XP X-Tender Kit (with wings)	123-80600
96 800 XP/96 SPX X-Tender Plate	123-80610
95-96 720/800 XP Trim Wing (3 degrees only)	123-72621

Kawasaki	Part No.
Ultra 150	121-15000



RIVA YAMAHA GROOVY RIDE PLATES

RIVA "Groovy" Ride Plates feature a multi-groove planing surface that glues your Yamaha to a chosen line in a corner. This unique design also reduces wobble or "chine walk" at high speeds on modified watercraft. The race legal extended design provides quicker planing and increased top speed.

Description	Part No.
Super Jet 90-95	RY2101RF
Wave Raider All (except 94/95)* 760/1100/701DLX/701 (Single Carb)	RY2108RF
Wave Venture 701*	RY2109RF
Wave Venture 1100, XL 700/760/1200	RY21014RF
GP760/800/1200	RY210171RF


* with Speed sensor mount

FUEL SYSTEMS
ENGINE/GASKETS
EXHAUST
DRIVE LINE HANDLING
ELECTRICAL
WATERLINE/BILGE
STEERING & CONTROLS
BODY
ACCESSORIES
SERVICE TOOLS/HARDWARE
CHEMICAL

WORX RACING COMPONENTS



Kawasaki 750SXI-Pro



Super Jet Dominator



Super Jet Free Style

Jet Dynamics



701 Super Jet Extra Long



Ultra 150



XPL



STX-R

WORX PERFORMANCE RIDE PLATE

With the help of WORX team riders such as multi-time World Pro Ski Champion Jeff Jacobs, WORX have Revolutionized handling in the stand up class with its Dominator Super jet Ride Plate, a clear favorite for all riders who want to improve cornering and all out handling.

Yamaha	Part No.
Wave Blaster	WR301
Super Jet Dominator	WR305
Super Jet Free Style	WR308

Kawasaki	Part No.
750 SXI-Pro/800SXR	WR306
750 SX/SX Extended	WR307

Polaris	Part No.
Octane	WR309

JET DYNAMICS CONCAVE RIDE PLATES

Yamaha	Part No.
701 Super Jet Extra Long	54-7462

Kawasaki	Part No.
650 X2	54-7472
750 SXI Pro Extra Long	54-7474
Ultra 150	54-7476

INLAND JET AGGRESSOR 2K2 RIDE PLATES

Sea Doo	Part No.
XPL, RX, RXX	AGXP951

Kawasaki	Part No.
Ultra 150/130 DI	AG150



R&D HULL INSERTS KIT FOR GPR

These inserts are fixed together by an aluminum strap to insure they do not spin upon installation or removal of the ride plate or pump shoe. Simply silicone them in place and mount the ride plate or pump shoe.

Yamaha	Part No.
GP 1200R Ride Plate Insert	122-10000
GP 1200R Pump Shoe Insert	122-10010



REPLACEMENT HULL INSERTS

Replacement for damaged or missing hull inserts that hold ride plates and intake grates in place.

Description	Part No.
Repair Kit (4)	54-7900



AQUAVEIN PRO 2

AQUAVEIN

Sea Doo	Part No.
All (Except HX/GTX/GSX/GS/GSI/GTI97/XP97/97+XP/XPL)	113-00010
HX	113-72710

Yamaha	Part No.
Super Jet 96+ Double Deep	112-70105
Super Jet 96+ Limited Race	112-70106
GP1200R	112-12100


Kawasaki	Part No.
1200 STXR (for use with R&D Ride Plate #121-12001)	111-12100

Sea Doo	Part No.
All (Except HX/GTX/GSX/GS/GSI/GTI97/XP97)	113-00000
HX	113-72700
96-97 GTX/GSX/GS/GSI/97GTI	113-80400
97-00GSX/GTX Limited	113-80401
XP97	113-00001
XP-LTD 98+, RX, RXX	113-00002

Polaris	Part No.
All (Except 750/Hurricane)	114-65100
SL/SLT750/Hurricane	114-75100

Yamaha	Part No.
Super Jet Pro	112-70102
701/760 WaveRdr/Rdr Delux	112-70300
701 Venture	
1100 WaveRdr/Venture	112-11300
97 760 Wave Venture	
GP 1200/XL1200/XL760	112-12000
GP 760/800	112-70301
XL 1200 LTD/XL 800/SUV	112-12001
GP1200R '00	112-12002
GP800R	112-00800

Kawasaki	Part No.
440/550	111-55100
650 SX/X2	111-65100
750SX/SXI	111-75101
750 SXI Pro 98+	111-75102
750/900/1100ZXI	111-75500
1100STX (except 2000)	
750 SS/XI/ST/STS (Except 96XI)	111-75201
Ultra150	111-15000
800SXR	111-80000



Super Jet Double Deep



Super Jet Limited Race



Kawasaki 1200 SXR



R&D PRO2 PUMP SHOE FOR SJ

The R&D Pro2 pump shoe is an all new cast aluminum design to replace the stock plastic unit which is prone to fail with a winged intake grate. The R&D shoe has a completely redesigned front entrance that feeds water into the pump more efficiently. Improves hookup, cornering, stability, rough water speed and overall handling.

Yamaha	Part No.
Super Jet 96+	112-70104



R&D S-1 AQUAVEIN & PUMP STUFFER

The new S-One is uniquely handcrafted to deliver maximum hook-up with zero cavitation and a guaranteed 2-3 mph top speed gain.

Yamaha	Part No.
Super Jet 96+ S1 Stuffer Kit	112-70103
Super Jet 96+ Pump Stuffer Only	112-70203

FUEL SYSTEMS

ENGINE/GASKETS

EXHAUST

DRIVE LINE HANDLING

ELECTRICAL

WATERLINE/BILGE

STEERING & CONTROLS

BODY

ACCESSORIES

SERVICE TOOLS/HARDWARE

CHEMICAL


FUEL SYSTEMS
ENGINE/GASKETS
EXHAUST
DRIVE LINE HANDLING
ELECTRICAL
WATERLINE/BILGE
STEERING & CONTROLS
BODY
ACCESSORIES
SERVICE TOOLS/HARDWARE
CHEMICAL



Yamaha
Super Jet
WR205D



Yamaha
Super Jet
WR201



Kawasaki
750SXI Pro
WR203D

WORX RACING MAXILOADER

Sea Doo	Part No.
HX, GTS, Pre '96 GTX, Pre '97 GTI	WR206
SP/SPI/SPX, Pre'97 XP	WR207
GS, GSI, GSX, '97 on GTI, '96 on GTX	WR208
XP 97, XPL 98+	WR211
GSX LTD, GTX LTD, GTX 2000+, GTX DI	WR212
RX, GTS/GTI 2001+, RXX, RX DI	WR217
4 Tec, GTS '02, GTI '02-'03	WR221
Polaris	Part No.
All Except Hurricane	WR210
Octane	WR220




Sea Doo RX
WR217



Kawasaki Ultra150
WR215

Yamaha	Part No.	Kawasaki	Part No.
701 Super Jet, W/Blaster I/II	WR201	650 SX/X2	WR202
701 Super Jet Pro Series	WR205	750 SX/SXI	WR203
701 Super Jet Dominator Stuffer	WR205D	750 SXI Pro	WR203D
GP, Raider 701/760/800, Vent 701	WR213	440/550	WR204
GP/XL1200, Raider 1100, Ventr 760/1100	WR214	All ZXI-STX 1100, STX 900 '99+	WR209
XL Ltd. 99+/SUV	WR216	ULTRA 150, 130, DI	WR215
GP1200R, GP800R	WR218	1200 STXR	WR219
		800SXR 03+	WR222



RIVA TOP LOADER INTAKE GRADE

Yamaha	Part No.
GP800 98-00	RY22417RF
GP1200 97-99	RY22418RF
Super Jet/Blaster	RY2235RF

SCOOP GRATES FOR KAWASAKI 440/550

Hot Products offers two open style intake grates for Kawasaki 440/550. Both designed to reduce drag and turbulence as water enters the pump area. These grates also improve turning. Available standard and deep.

Sea Doo	Part No.
K440/550 Standard Polish	54-6030
K440/550 Deep Polish	54-6035



Jet Dynamics



JET DYNAMICS SHAFT SHIELDING TOP LOADER (SST)

Sea Doo		Part No.
800 XP-GTI-SPX-GTX Pre '96	Standard (#6)	54-6930
800 XP-GTI-SPX-GTX Pre '96	Med. Deep (#17)	54-6931
800 XP Pre '96 & SPX-99	Deep (#16)	54-6932
HX	Standard (#22)	54-6937
800XP '97/951 XPLTD 98-99, RX,RXX	*Standard (#43)	54-6959
Polaris		Part No.
SLX Pro 785	Deep (#70)	54-6960
Yamaha		Part No.
Super Jet	Standard (#4)	54-6830
Super Jet	Deep (#60)	54-6829
Kawasaki		Part No.
750 SXI Pro	Standard (#10)	54-6452
750 SXI Pro	Deep (#11)	54-6453
750/900 ZXI	Deep (#19)	54-6454

*Comes with shim for "Deep" setup




WORX SPONSONS

Sea Doo	Part No.
GS, GSI, GSX., GSX LTD, GSX RFI	WR505
HX	WR506
SP, SPI, SOX, XP Pre 97 Pro Race	WR510
XP 97+, XP LTD	WR515
GTX, GTX LTD, GTX RFI, GTI 97+, GTX DI	WR517
GTX, GTI Pre 97, GTX Pre 97	WR518
ALL RX, GTI & GTS 01-02	WR521
4Tec, GTS '02, GTI 02-03	WR526
Yamaha	Part No.
Wave Raider (all) Only	WR507
GP760/800/1200	WR511
Wave Venture 96+, XL1200 98+	WR514
XL1200 LTD 98+	WR520
GP800R, GP1200R	WR522
XLT	WR524
Kawasaki	Part No.
ZXI750/900/1100 (all)	WR508
750/900/1100 STX	WR513
ULTRA 150	WR519
STX1100 00 & up	WR523
1200STXR	WR525



FUEL SYSTEMS
ENGINE/GASKETS
EXHAUST
DRIVE LINE HANDLING
ELECTRICAL
WATERLINE/BILGE
STEERING & CONTROLS
BODY
ACCESSORIES
SERVICE TOOLS/HARDWARE
CHEMICAL

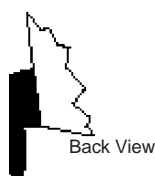
BEACH HOUSE Sponsons




BEACH HOUSE SPONSON REPLACEMENT HARDWARE

Description	Part No.
10PK 1/4"-20 X 7/8" Bolt Pan	FBOLT7/8P
10Pk 1/4" -20 x 1" Bolt Pan	FBOLT1P
10Pk 6m x 25m Bolt Pan	FBOLT6X25P
10Pk 6m x 30m Bolt Pan	FBOLT6X30P
10Pk 1/4" x 1-1/2" Washer	FWASHER11/2
10Pk 1/4" - 20 Nylon Locknut	FNUT1/4
10Pk 6m x 1.0 Nylon Locknut	FNUT6MX1
10Pk 1/4" flat Washer	FWASHER1/4
Full Pack Yam94 Raider	FYAMRDR
Full Pack SD XPL	FXP99
Full Pack SD -96XP/SPX/GSX	FGP/GSX
Full Pack Yam GP/Venture/98XL	FGP/GSX
Full Pack SD GTX	FGTX
Full Pack All Kaw (except Ultra)	FKAW
Full Pack Kaw Ultra	FULTRA
Full Pack Polaris	FPOLP
Full Pack Polaris models w/o inserts	FPOL

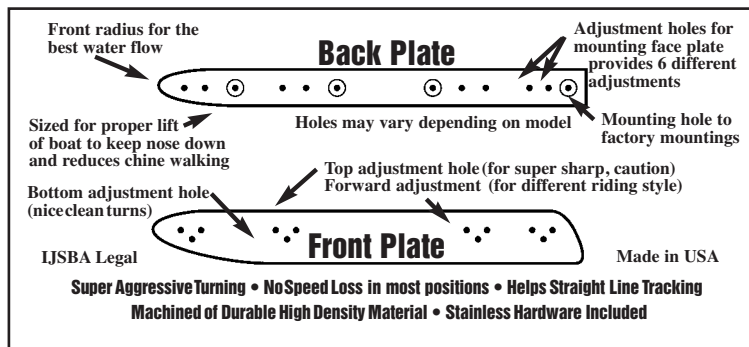
Why we angle all of our sponsons



Straight on hull gives a good median for most models. sharp smooth turns. Good straight line stability. Lift on the back of boat to keep nose from bouncing.



Angled outward gives a smoother turn, not a sharp turn that wants to catch and turn too soon as in sweeper type turns, also creates more lift on the back of boat to help keep nose from bouncing. On some models it can provide too much lift.



Sea Doo

Color	Part No.
XP '93-96, SPX '94-99, SP/SPI '93-98	Black 57-7122
HX (Paddle Style) (must drill holes)	Black 57-7123
GSX all/GSXL, RFI 98-01/GSI '97-98	Black 57-7104
GS '97-01	
GT/GTI '92-96, GTX 94-95, GTS '94-00	Black 57-7112
GTXL, GTX DI 01, GTX RFI '98-02	White 57-7118
GTX 96-02 (not 4-Tec), GTI, GTI LE '97-01	
XP/XPL '97-02	Black 57-7090
RX, RX DI	Black 57-7124

Polaris

Virage, Virage I, TX, TXI '00-02, Freedom, SLXH '98	Black 57-7115
SLH, SLX '98-01, SLTH, SLTX '98-99	
SLT, SL1050, SL900 '98-99	
Pro1200-01, Pro 785 99-01, SLX Pro 98	Black 53-7141
SL785 Pro '97	
Genesic, Genesic FFi '00-02, Genesic I '02	Black 57-7187

Yamaha

Wave Raider All models ('94 must drill holes)	Black 57-7107
Wave Venture '95-98	Black 57-7113
GP760/800/1200 Pro Series 97-00 (must drill holes)	Black 57-7137
GP 760/800/1200 Slalom Series w/short faceplate	Black 57-7170
GP 1200R '00-02, GP800R '01-02	Black 57-7171
XL700 '99-02, XL760 98-99, XL 1200 '98	Black 57-7172
XL760 LTD '99, XL1200 LTD 99-00, XL800 '00	Black 57-7147
Super Jet Rail Wedge (must drill holes)	Black 57-7173
Wave Blaster Rail Wedge (must drill holes)	Black 57-7174
FX 140	Black 57-7181
XLT1200L '01-early 02, XL/XLT800 '01- early '02	Black 57-7182

Kawasaki

XI '95-96, XIR '94-95, STS '96-97, STX 750 '97-98	White 57-7108
(94XI, SS Must Drill Holes)	
ZXI 1100 '98-02, STX 900 '97-00, 900 STS '01-02	White 57-7185
ZXI 95-97, STX 1100 '97-99, STX 750 '99	White 57-7106
Ultra 150 '99-02, 130 DI '02	Black 57-7146
750 SXI, SXI Pro Rail Wedge (Must Drill Holes)	Black 57-7175
STX1100 D1 '00-02, 900 STX '01-02	White 57-7176
STX-R 1200 02	White 57-7184





R&D SUPER JET FRONT SPONSON

The New Super Jet Front sponsons improve overall stability of the craft, allowing you to charge harder through rough water with confidence. They affix beneath the bond flange and to the side of the hull, reshaping the foot print of the hull.

Yamaha	Part No.
Super Jet 96+ Front	122-70201



R.POT FRONT SPONSONS

Available for both SXI and Super Jet. The single best handling improvement you can make to your stand-up ski.

Description	Part No.
Yamaha Super Jet Front Sponsons	57-8150
Kawasaki 750SXI/SXI Pro	57-8152



122-70200 Super Jet Rear



122-12100 Yamaha GPR

121-15001 Kawasaki Ultra



R&D G-FORCE SPONSONS

Kawasaki	Part No.
Ultra 150	121-15001
1200 STXR/STX/STX DI	121-12100
Yamaha	Part No.
Super Jet Rear	122-70200
GP1200 R	122-12100



RY2601
Super Jet Rear



RIVA YAMAHA SPONSONS



RY2616
GP760/800/1200

RY2620-1
GP1200R

Description	Part No.
Wave Raider 95-97 (RY2600)	57-7120
GP 760/800/1200	RY2616
GP1200R pro series II	RY 2620-1
Super Jet Pro Series (Rear Sponsons)	RY 2601

STIX SPONSONS by Trackers



SEA DOO XP96, SPX

Description	Part No.
Sea Doo XP 96,SPX*	57-7103
Polaris 96+ (except Hurricane)	57-7116
Yamaha Wave Raider	57-7111
Yamaha GP 760/1200	57-7139
Kawasaki ZXI	57-7110

* Kit comes with inside reinforced plate.

FUEL SYSTEMS

ENGINE/GASKETS

EXHAUST

DRIVE LINE HANDLING

ELECTRICAL

WATERLINE/BILGE

STEERING & CONTROLS

BODY


ACCESSORIES SERVICE TOOLS

HARDWARE

CHEMICAL




MSD TOTAL LOSS IGNITIONS



Kit Part No.	Description	Trigger Plates	Trigger(s)	Coil (w/Bracket)	Wire Set	Flywheel/Magnet Wheels
30-08-2058	Sea Doo 800 Total Loss	30-08-5025	(2)30-00-4035	(2)30-00-3005	30-00-3505	*30-08-4521
30-08-2060	Sea Doo 951 Total Loss	30-08-5030	(2)30-00-4035	(2)30-00-3005	30-00-3505	*30-08-4521
30-12-2048	Yamaha 650/701/760 Total Loss	30-12-5015	(2)30-00-4035	(2)30-00-3005	30-00-3505	30-12-4510
30-12-2050	Yamaha 800	30-12-5018	(2)30-00-4040	(2)30-00-3005	30-00-3505	30-12-4515
30-12-2049	Yamaha 1200 Powervalve	30-12-5019	(3)30-00-4040	(3)30-00-3005	30-00-3515	30-12-4515
30-06-2070	Kawasaki 650/750 Total Loss	30-06-5020	(2)30-00-4035	(2)30-00-3005	30-00-3505	30-06-4505

A. 00-00-2530 Multi Channel Ignition Unit Only

* Magnet Wheel Only. Utilize OEM Flywheel.




MSD TOTAL LOSS PICK UP

Description	Part No.
Pick Up Total Loss Universal	30-00-4035
Pick Up Yamaha 800/1100/1200	30-00-4040
Pick Up Shim Kit	30-00-4036
Timing Tape, Sea Doo	LAB17344
Timing Tape, Yamaha 1200/800	LAB19722
Magnets, 3/8" Round 2 pcs/set	00-00-0510



MSD TRIGGER PICKUP PLATE

Description	Part No.
Sea Doo 800	30-08-5025
Sea Doo 951	30-08-5030
Sea Doo 800/951 Magnet Ring	30-08-4521
Yamaha 650/701/760	30-12-5015
Yamaha 800	30-12-5018
Yamaha 1200 Powervalve	30-12-5019
Kawasaki 650/750	30-06-5020



MSD COILS

Description	Part No.
B. Single Tower Pro Coil	30-00-3005
C. Stock Improved Coil	30-00-3010
D. Pro Coil Bracket, Hold up to 3 Pro Coils	30-00-3055



MSD WIRE SETS

Description	Part No.
Two Cylinder Wire Set	30-00-3505
One Cylinder Wire Set	30-00-3510
Three Cylinder Wire Set	30-00-3515

FUEL SYSTEMS
ENGINE/GASKETS
EXHAUST
DRIVE LINE HANDLING
ELECTRICAL
WATERLINE/BILGE
STEERING & CONTROLS
BODY
SERVICE TOOLS ACCESSORIES/HARDWARE
CHEMICAL



MSD ENHANCERS

Description	Part No.
Sea Doo 800 '95-96	30-08-2630
Sea Doo 800 '97-98 SPX, GTX	
Harness Only	30-08-3625
Yamaha 650/701	30-12-2625
Kawasaki 750 SS/XI/XIR	30-06-2073
Kawasaki 750 SX/SXI/95ZXI	30-06-2620
Coil Blocks only for K750SS/XI/XIR	30-06-3025



30-06-2621



MSD ENHANCER RETARD MODULE FOR KAWASAKI

The Enhancer Retard Module is designed to retard the timing of the Enhancer ignition by 5°. On racing and high compression using the Enhancer and Timing Advance Plate, this module is recommended.

Description	Part No.
Enhancer Retard Module for Kawasaki	30-06-2621
Timing Advance Plate for Kawasaki	30-06-0510




MSD SPARK PLUG BOOT RETAINERS

Description	Part No.
Boot Retainer, 90° Spark Plug Boots & Terminal	00-00-3540
90° Spark Plug Boots & Terminal Only (2 pcs.)	00-00-3532



MSD EXTERNAL STARTER RELAY

Description	Part No.
Waterproof External Starter Relay	00-00-0525



MSD MISCELLANEOUS PARTS

Description	Part No.
Weathertight 6 pin connectors	00-00-6025
Weathertight 4 pin connectors	00-00-6027
Weathertight 3 pin connectors	00-00-6029
Weathertight 2 pin connectors	00-00-6031
Grey Deutsch 8 pin connectors	00-00-6040
Grey Deutsch 6 pin connectors	00-00-6042
Grey Deutsch 4 pin connectors	00-00-6044
Grey Deutsch 2 pin connectors	00-00-6046



MSD WATER INJECTION SYSTEMS

Tune your exhaust to improve low end, mid range, and high end power. RPM Activation points are easy to adjust with built-in dip switches. Universal design fits most applications.

See page 56 for more information.

Description	Part No.
Single Solenoid Injection	30-00-2080
Three Solenoid Injection	30-00-2081
Water Injection Solenoid Only	30-00-5515

(Reprinted with permission from *Personal Watercraft Illustrated*, © 2003)

Until recently, Factory Pipe has been committed to designing and marketing exhaust-related components only. The new Factory Fire ignition system was developed because there weren't many ignition options for Super Jets that utilize the OE flywheel and stator and come with an adjustable timing curve. The two most popular of the existing options are the Pro Tec module, which is just a modified OE unit that has an adjustable rev-limiter but retains the stock timing curve, and MSD's Enhancer, which has a more aggressive timing curve and an adjustable rev-limiter. Neither unit has adjustable timing curves. Although these modules work extremely well for most applications, they only have a single static ignition curve, which, for some applications, has too high of ignition advance at peak rpm.

For simplicity, the Factory Fire ignition can be programmed with your Palm Pilot, or you can just purchase the module already programmed for a lesser price. The Factory Fire system is similar in principle to one offered in the mid-to late '90s from Vilder, a European company that utilized a laptop computer for programming its module. However, these were expensive (often selling for more than \$1,000), difficult to find, and there was no after-sale support. Obviously, a Palm is much smaller than a laptop, and waterproof cases are available, should you do the unmentionable. The Factory Fire module is a direct replacement for the OE unit. It fits into the original electrical box and utilizes the OE flywheel, ignition pickup, and existing wiring, making it IJSBA Limited-class legal. The factory Fire ignition can be purchased with preprogrammed curves or with software to connect your Palm Pilot; and as for the software, it's obvious that FPP put a lot of development time into it. Not only can you adjust the static ignition curve, but you can also set up a separate acceleration curve. When the ignition senses that the rate of engine acceleration curve. When the ignition senses that the rate of engine acceleration is greater than 1000 rpm per second, the digital processor automatically switches to the acceleration curve, which would typically be set with a more aggressive curve.

Also integrated into the Factory Fire ignition are solenoid outputs for FPP's Electronic Water-Injection System (ECWI). Like the ignition timing curve, the ECWI curves can be programmed for both static and acceleration operation. The key benefit to this is that you don't need to purchase an ECWI switching module since it's already built into the Factory Fire ignition module. Of course, the rev-limiter is adjustable as well.

Those who initially purchase the preprogrammed Factory Fire ignition can later upgrade so that they may reprogram it at will. In fact, the software can be downloaded from the company's website (www.factorypipe.com); buyers may enter with a password after paying. Don't think about using one password with multiple ignition modules, however, since each password identifies with its specifically programmed unit.

The Palm Pilot software has room for notes, allows curves to be copied and edited, and time-stamps when each map is created. In the event that the digital processor fails for whatever reason (e.g. voltage spike or loss), the module reverts to a less-aggressive pre-programmed analog curve. When this does happen, the software must be downloaded again for operation.

(Reprinted with permission from *Personal Watercraft Illustrated*, © 2003)

FACTORY Fire

FACTORY FIRE SUPER JET PALM PILOT PROGRAMMABLE IGNITION SYSTEM



Features include:

- A. Two acceleration dependent timing curves. The Factory Fire Ignition switches between these two curves, depending on acceleration rate.
- B. Two acceleration dependent ECWI curves. The factory Fire Ignition switches between two curves, depending on acceleration rate.
- C. Easy-to-use Palm programming software allows you to choose between an ever-increasing list of ignition timing and ECWI configurations or create, modify, save and Hot Sync your own.
- D. Adjustable Rev. Limiter.

Description	Part No.
Factory Fire Super Jet Ignition	FINIGN0010
Factory Fire Super Jet Ignition and Software	FINIGN0011
Factory Fire Super Jet Software Only	FINIGN0012

FUEL SYSTEMS
ENGINE/GASKETS
EXHAUST
DRIVE LINE HANDLING
ELECTRICAL
WATERLINE/BILGE
STEERING & CONTROLS
BODY
ACCESSORIES
SERVICE TOOLS/HARDWARE
CHEMICAL



MICRO TOUCH REV-LIMITER FOR SEA DOO

Description	Part No.
ALL SEA DOO 89-91	16 Rev (6500-8900rpm) MT-REV-SD89-91
580/650/720 92-97	8Rev (7250-8400rpm) MT-REV-SD92-97
XP800 95	2Rev (7500&7900rpm) MT-REV-SDRAVE95
With 785 RAVE 96	2Rev (7500&7900rpm) MT-REV-SDRAVE96
With 785/951 RAVE 97-98	4Rev (7500&8250rpm) MT-REV-SD97-98



MICRO TOUCH MICROPROCESSOR BASED IGNITION CONTROLLERS FOR SEA DOO

Features Include:

- 25% More Spark Energy
- 4 Rev Limits from 7500 to 8250 RPM
- 4 Timing Curves
- Initial Timing Correction Adjustment
- 4 Timing Retard Rates
- On-board Output Water Injection Controller
- Compatible w/OEM Throttle Position sensor



Description	Part No.
785-951 RAVE w/Single Coil 96-98	MT-IGN-REV96-98
785-951 RAVE w/Twin Coil 99-02	MT-IGN-REV99-02

Racing Version*

Features Include:

Same as above with these additions

- 8 Timing Curves
- Programmed to customer specification
- Replaceable Microchip for Future Upgrades

Description	Part No.
785-951 RAVE w/Single Coil 96-98 Racer	MT-IGN-REV96-98R
785-951 RAVE w/Twin Coil 99-02 Racer	MT-IGN-REV99-02R

*Questionnaire must be filled with your order.





R&D ENGINE CONTROL UNIT

This bolt-on Engine Control Unit offers performance advantages that include boosted spark energy, higher rev limiter settings, and improved ignition timing. Ignition curves are pre-programmed and switch selectable.

Yamaha	Part No.
Super Jet Limited Engine Control Unit	802-00701
Super Jet Super Stock Engine Control Unit	802-00702
GP1200R Engine Control Unit	802-12000

Kawasaki	Part No.
Ultra150/STXR1200 Engine Control Unit	802-15000
750/800SXR Engine Control Unit	802-80000



WEATHER PACK CONNECTORS

Ideal for use in harsh environments. Positive snap-action locking. Secondary locking helps terminal retention and provides access to the terminals for service.

Description	Part No.
A. 2 Way Housing Kit	55-2060
B. 3 Way Housing Kit	55-2061
C. 4 Way Housing Kit	55-2062
D. Female Terminal Only 100 pcs/pk	55-2070
E. Male Terminal Only 100 pcs/pk	55-2071
F. Cavity Seals Only 100 pcs.	55-2072

FUEL SYSTEMS
ENGINE/GASKETS
EXHAUST
DRIVE LINE HANDLING
ELECTRICAL
WATERLINE/BILGE
STEERING & CONTROLS
BODY
ACCESSORIES
SERVICE TOOLS/HARDWARE
CHEMICAL

FUEL SYSTEMS
ENGINE/GASKETS
EXHAUST
DRIVE LINE HANDLING
ELECTRICAL
WATERLINE/BILGE
STEERING & CONTROLS
BODY
ACCESSORIES
SERVICE TOOLS/HARDWARE
CHEMICAL



CPI WATERPROOF SWITCH ONLY


Sea Doo	Part No.
Replacement Safety Switch (Sea Doo & Other)	57-3011



JAPANESE OEM TYPE WATERPROOF TERMINAL REPAIR KIT

Using the precision crimp tool provided, guess work is eliminated. Various pin sizes, connectors and waterproofing seals are provided for maximum flexibility in your electrical repair. Made in Japan.

Description	Part No.
Waterproof Terminal Kit	59-0601



JAPANESE OEM STYLE CONNECTOR


Description	Part No.
OEM Style Electric Connector Kit 5pcs/pk	55-2035
Dealer Kit 20pcs/pk	55-2037



WATERPROOF TERMINAL KIT

Japanese OEM type connector Kit.

Description	Part No.
2-Pin Terminal Kit	55-2050
3-Pin Terminal Kit	55-2051
4-Pin Terminal Kit	55-2052



PRIMARY WIRE

Single Conductor copper stranded thermoplastic insulated primary wire. The thermoplastic insulation operates satisfactorily between the extreme temperatures of -30 degrees to 165 degrees Fahrenheit and -34 degrees to 74 degrees Centigrade. Meets or exceeds S.A.E. Specification J1128.

Description	Part No.
16 Gauge Red (35 Foot Spool)	8161
16 Gauge Black (35 Foot Spool)	8165
18 Gauge Blue (45 Foot Spool)	8183
18 Gauge Green (45 Foot Spool)	8184
18 Gauge Yellow (45 Foot Spool)	8186



ADHESIVE LINED HEAT SHRINK BUTT CONNECTORS

Best used where moisture and corrosion is a problem. After crimping these terminals to wire, heat is applied enabling the adhesive within each shrunk tube terminal to melt and flow evenly to seal the connection against the harshest environment.

Description	Wire Range	Part No.
10pcs/pk Pink	22-18 (0.3-0.8mm)	55-2040
100pcs/pk Pink	22-18 (0.3-0.8mm)	55-2041
10pcs/pk Blue	16-14 (1-2mm)	55-2042
100pcs/pk Blue	16-14 (1-2mm)	55-2043



PET-2100DX TACHOMETERS

This measures engine rpm, maximum rpm, total cumulative operating time, resetable cumulative operating time. This has a dual display system for either current rpm alone or current & maximum rpm, and also has two maximum rpm memories for comparison. 2 stroke 1-4 cylinder. Made in Japan.


Description	Part No.
PET-2100DX Tachometer	PET-2100DX



WATERPROOF DELUXE TACHOMETER

Features include: Tachometer with RPM memory, Hour meter, Stopwatch with 10-data memory, clock, Power save off switch, and over-run (red line) alarm,

Description	Part No.
PET-2500 Deluxe Tachometer	PET-2500



TINY TACH

Hourmeter and Tachometer powered by internal battery. Sealed for moisture resistance.

Description	Part No.
Digital Tiny Tach (2-Cylinder)	59-0550
Digital Tiny Tach (3-Cylinder)*	59-0552
Commercial Gas Model (2 or 3-Cylinder)	C-APR

*Resetable hourmeter

HOT TACH RACEPAK



HOT TACH is used to determine peak operation temperatures and engine RPM, then you are able to adjust your engine and/or jet drive accordingly. You can record and reply the data from up to a 6 minute lap/run or simply press a button to display peak reading during any run.

Features:

- Comes with a remote switch to change modes without removing your hands from handlebars.
- Alarm mode when user programmable maximum limits for each channel are exceeded. A red light will flash. The feature helps avoid a meltdown from excessive heat.
- Displays (one at a time): Engine RPM, temperatures #1, temperatures #2, maximum temperature (hotter of 1 or 2).

Hot Tach Race Pack Kit	Part No.
Hot Tach Racepack for 2 or 3 Cylinder	59-0247

Parts	Part No.
EGT Probe Only for 2 Cylinder (1 piece)	59-0245-EGT
Water Temperature Probe Only	59-0245-WTR
EGT Probe Only for 3 Cylinder (2 to 1)	59-0247-EGT
3 Cylinder, 2 Plug EGT + Water Probe	400-TC-S3-96-RD
Remote Switch Only	380-SW-REMOTE
Harness Only	400-CA-HARNESS

*In order to replace all EGT for 3 Cylinder, you must order both 59-0245-EGT & 59-0247-EGT



CORROSION BLOCK

CORROSION BLOCK MULTI-PURPOSE GREASE


Liquid grease is ideal for use in electrical applications requiring grease.

Description	Part No.
Corrosion Block Liquid 1oz. Bottle	CB-20001

1 oz. Bottle

NEW MES STARTERS AND STARTER DRIVES

New "High Torque" series of starters by MES are now available at lower competitive prices .



	HIGH TORQUE STARTER MOTOR	OEM REPLACEMENT STARTER MOTOR	DRIVE ASSEMBLY
Sea Doo			
580/650/720	55-4002	S1091M	55-4005
800	55-4001	S1096M	55-4005
951	55-4006	S1098M	55-4036
4 Tec 4 Stroke	—	S1102M	Not Required
Polaris			
650/750	55-4021	S1093M	55-4036
Yamaha			
650/701	55-4011	S1095M	55-4036
800/1100/1200	55-4007	S1099M	55-4036
500	—	—	55-4016
FX140 4 Stroke	—	S1103M	55-4036
Kawasaki			
440/550/550SX	55-4032	S1094M	55-4035
650/750/900/1100	55-4031	S1092M	55-4036
Ultra 150	—	S1100M	Not Required
Honda			
1200cc Aqua Trax (F12/F12X)	—	S1101M	Not Required
Tigershank			
All Models (except 1100cc)	55-4008	—	55-4036

Starter assemblies are MADE IN JAPAN



Drive Gear Assembly



Idle Gear Assembly



SEA DOO HIGH PERFORMANCE DRIVE

Sea Doo	Part No.
8 Tooth (OEM 9 tooth) Sea Doo 800	3276M



SEA DOO STARTER SOLENOID

Sea Doo	Part No.
580 GT,SP,XP,GTS GTX 1990-93 OEM# 278-000-342	55-4050



JUMPER CABLES

8 feet long heavy duty 8 gauge copper jumper cables are big on charging power, yet stow conveniently in the 9 x 9 inch nylon bag.

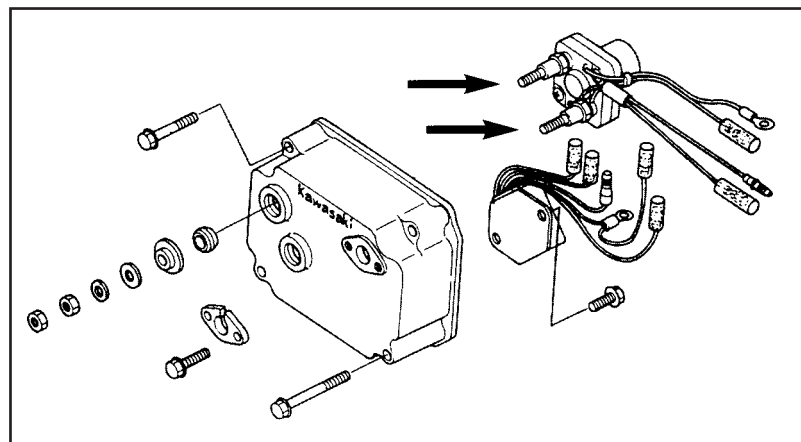
Sea Doo	Part No.
Jumper Cables	59-0530



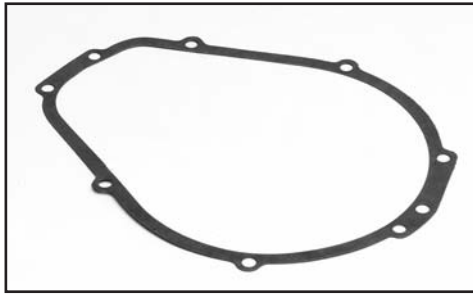
KAWASAKI BATTERY SOLENOID POST

Our solenoid post allows placement of corroded post without replacing the expensive solenoid on all Kawasaki Jet Ski with small electrical box.

Description	Part No.
Solenoid Post	55-3350



FUEL SYSTEMS
ENGINE/GASKETS
EXHAUST
DRIVE LINE HANDLING
ELECTRICAL
WATERLINE/BILGE
STEERING & CONTROLS
BODY
SERVICE TOOLS ACCESSORIES/HARDWARE
CHEMICAL



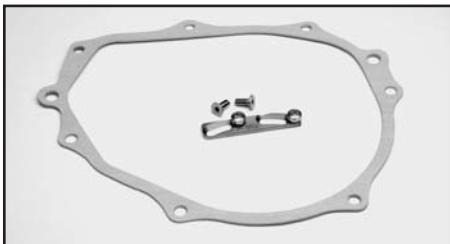
FLYWHEEL COVER & HOUSING GASKETS & O-RINGS

Sea Doo	OEM#	Part No.
Flywheel Cover O-Rings		
580 (88-91)	290-950-130	6280
580/650/720 (92-98)	290-831-555	6278
800 (95-99)	420-950-360	6632
Flywheel Housing Gaskets		
580/650/720	290-850-605	6130
800	290-931-470	6045
950 (98-99)	290-931-690	6795
Yamaha		
	OEM#	
650/701/760	6M6-81365	2360
GP800 (O-Ring)	66E-81168	3495
1100/1200	63M-81365	4510
Kawasaki		
	OEM#	
440/550 (O-Ring)	92055-521	008-417
650/750 (O-Ring)	92055-3712	008-418




SEA DOO FLYWHEEL NUT & WOODRUFF KEY

Sea Doo	OEM#	Part No.
Flywheel Nut Sea Doo All	420-842-230	010-480
Woodruff Key Sea Doo All	420-246-055	010-481



KAWASAKI 750 TIMING ADVANCE PLATE KIT

Kawasaki	Part No.
750 (92-93)	55-3482
750/900/1100/1200 All 94-00	55-3483
Replacement Gasket Only	8050



RAD PERFORMANCE CHARGE MASTER FLYWHEELS

Sea Doo	Part No.
580/650/720	55-2691
785	55-2693
951	55-2694
Polaris	
	Part No.
700/1050	55-2322
Yamaha	
	Part No.
650/701 -95SJ	55-2543
701 Raider 96+SJ	55-2544
760	55-2545
1100 (63M)	55-2547
1200 (65D)	55-2548
1200R (66T)	55-2549
Kawasaki	
	Part No.
440/550	55-2121
650	55-2271
750	55-2283
900/1100	55-2284




RAD WRENCH & PULLER SET

Fits all aftermarket and OEM Flywheels.

Description	Part No.
Rad Wrench & Puller Set	59-0256

FUEL SYSTEMS
ENGINE/GASKETS
EXHAUST
DRIVE LINE HANDLING
ELECTRICAL
WATERLINE/BILGE
& CONTROLS
STEERING
BODY
ACCESSORIES
SERVICE TOOLS/HARDWARE
CHEMICAL

OEM REPLACEMENT COILS



STATOR COILS / CHARGE COILS


Sea Doo (Generating Coil)	OEM No.	Part No.
580 1988-90	290-866-635	004-170
580 GT 1990-91, XP/SP 1991	299-866-635	004-170
650 XP 1993-95	410-912-000	004-170

Yamaha

All 650 1990-95	6M6-85520-00	004-155
All 701 1993-95	6M6-05S20-00	004-155
Wave Raider	62T-85520-00	004-148

Kawasaki (Individual Coil For Stator Assy)

440 1984-92	59031-3002	004-161
550 1982-95	59031-3002	004-161
All 650 1986-95	21003-3707/12/16	004-165




STATOR COILS / EXCITER COILS

Kawasaki	OEM No.	Part No.
440 1984-92	21049-3007	004-162
550 1982-95	21049-3007	004-162
All 650 1986-95	21003-3719	004-166



STATOR COILS / LIGHTING COILS

Yamaha	OEM No.	Part No.
Wave Jammer 500 1987-90	6K8-0103-40	004-152
Wave Runner 500 1987-93	6K8-0103-40	004-152
All 650 1990-96	6M6-85533-00	004-156
All 701 1993-95 except Raider	6K8-8103-40	004-156
Wave Raider	62T-85533-00	004-147



STATOR COILS / PULSING COILS

Yamaha	OEM No.	Part No.
Wave Jammer 500 1987-88	6GO-85580-70	004-154
Wave Runner 500 1987-89	6GO-85580-70	004-154
SJ/WR/WRA 650 1990-93	6M6-85580-00	004-153
WRB 650VXR 1991-95	6M6-85580-00	004-153
WB701 1993	6M6-85580-00	004-153
WRB Pro VXR 701 1993	6M6-85580-00	004-153

Kawasaki

440 1984-92	59026-3008	004-163
550 1982-95	59026-3008	004-163



IGNITION COILS OEM Replacement

Sea Doo	OEM No.	Part No.
580GT 1988-91	290-866-607	004-175

Yamaha

Wave Jammer 500 1987-90	6K8-85570-010	004-150
Wave Runner 500 1987-93	6K8-85570-010	004-150
SJ650 1990-93	6R8-85570-00	004-157
WR650/III/LXR 1990-95	6R8-85570-00	004-157
FX/SJ/WB/WR/WV710 1994-95	6R8-85570-00	004-157
1100 All	63M-85570-00	004-193

Kawasaki

550 1982-95		004-203
750SX 92-94, SXI 95	21121-3705	004-157
900/1100 All	21121-3708/9/10	004-192

FUEL
SYSTEMS

ENGINE/
GASKETS

EXHAUST

DRIVE LINE
HANDLING

ELECTRICAL

WATERLINE/
BILGE

STEERING
& CONTROLS

BODY

ACCESSORIES

SERVICE TOOLS
/HARDWARE

CHEMICAL



POWER SOURCE BATTERIES

Advanced sealed AGM construction. Maintenance-free design. No corrosion or grassing. Higher cold cranking amperage than conventional PWC batteries. Pre-charged at factory, no acid packs to mess with. Non-hazardous rated for transportation purposes.

Description	Reference No.	Part No.
12 Volt Battery	YB16CL-B	WP16CL-B
12 Volt Battery	YTX20L-BS	WPX20L-BS



JET WORKS GEL-FILLED BATTERIES

Premature failures in conventional batteries are a direct result of vibration, constant use and neglect. Jet Works Gel-Filled batteries have been designed and tested to the extremes, making our batteries specially resistant to vibration and long term abuse.

Description	Part No.
Jet Works Gel-Filled Battery	KB35

used by
"Dustin Farthing"
 for 1998 Runabout
 World Championship
 and **"Eric Malone"**
 for 1999 Free Style
 National & World
 Championship



QUICK SNAPS

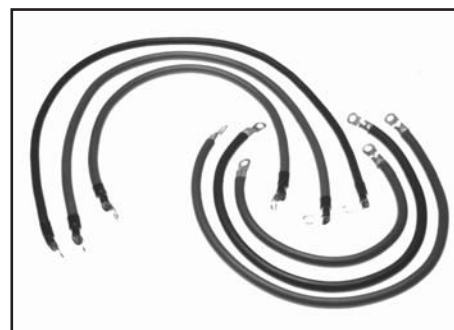
Battery cable Quick Snaps remove your battery in 10 seconds. Quick snaps are easy to install in any style watercraft or motorcycle battery. Once installed no tools are required for battery change. Made of stainless steel.

Descriptions	Part No.
Quick Snap	59-0527



YUASA BATTERIES

Descriptions	Part No.
Yumicron 12V	YB16CL-B




BATTERY CABLE SETS

Yamaha	Year	Part No.
WR 500	1987-95	55-3320
LX650	1990-95	55-3321
WRIII 650/701	1990-97	55-3322
VXR 650/701	1992-95	55-3323
W/Raider 701	1994-95	55-3326
W/Venture 701	1995-96	55-3327

Sea Doo	Year	Part No.
HX 720	1995-96	55-3332

Polaris	Year	Part No.
All 650/750		55-3340

Kawasaki	Year	Part No.
650SX	1987-95	55-3303
650TS	1989-90	55-3314



R&D GPR BATTERY BOX

This box utilizes Superjet battery straps (not included) to relocate the battery on the bottom of the hull at the rear of the craft. This location allows you to run any triple pipe and lowers the center gravity of the battery.

Descriptions	Part No.
GRP Battery Box	802-12002



QUALITY BATTERY CONNECTIONS

Descriptions	Part No.
Battery Cable Ends (2pcs/set)	55-2031

FUEL SYSTEMS
 ENGINE/GASKETS
 EXHAUST
 DRIVE LINE HANDLING
 ELECTRICAL
 WATERLINE/BILGE
 STEERING & CONTROLS
 BODY
 ACCESSORIES SERVICE TOOLS/HARDWARE
 CHEMICAL

NGK SPARK PLUGS

*NGK Application catalog available upon request



REGULAR PLUGS

B7ES
B7HS
B8ES
B8HS
B9ES
Sold Pk/10



(Ceramic can be removed)

RESISTOR PLUGS

BPR7ES
BR7ES
BR7HS
BPR8ES
BR8ES
BR8HS
BR9ES
BR9HS

Sold Pk/10



SOLID RESISTER PLUGS

BR8ES-SOLID
BR8HS-SOLID
BR9ES-SOLID
BR8ES-11
(For Yam GPR)

Sold Pk/10



*Solid Terminal
(Non separable)*



NGK IRIIDIUM IX SPARK PLUGS

Iridium is significantly stronger than any metal used in spark plugs today. The ignitability and durability is better than platinum.

Description	Reach	Part No.
14mm	3/4"	BR8EIX
14mm	3/4"	BR9EIX
14mm	1/2"	BR8HIX



NGK MISCELLANEOUS PLUGS

Sold Pk/10

Description	Part No.
GO-Ped Newer Angled Plug	BPMR7A
GO-Ped Older Straight Plug	BM7A
K1100 STX-DI, Ultra 130 DI	PZRF7G-G
See Doo GTX-4TEC	DCPR-8E
Sea Doo GTX-DI, LRV-DI, RX-DI	ZFR4F-11



NGK RESISTOR COVER

Waterproof spark plug resistor covers with resistor spark plugs.

Description	Part No.
(5K OHM) 90 "T" 14mm plugs with terminal nut	TB05EM



SPLICERS & SHRINK TUBE


Description	Part No.
Splicers	55-2029
Epoxy lined heat shrink tubing (4' length, 1/2" ID)	55-2032
PVC shrink tubing (1/8" ID) (Sold per foot)	64-0044



NGK RACING CABLE

High performance red silicon outer shell for maximum heat resistance and durability. Ceramic resistor (5ohm) enhances protection against RFI.

Description	Part No.
90° Resistor cover 100cm, solid	CR6



SPARK PLUG TOOLS

Description	Part No.
A. Plug Wrench	59-0542
B. Ratchet Plug Wrench	59-0539
C. Spark Plug Tray	59-0523

FUEL SYSTEMS

ENGINE/GASKETS

EXHAUST

DRIVE LINE HANDLING

ELECTRICAL

WATERLINE/BILGE

STEERING & CONTROLS

BODY

ACCESSORIES

SERVICE TOOLS/HARDWARE

CHEMICAL



90 BYPASS FITTING

Fittings, machined aluminum. Anodized. Race legal.

Description	Part No.
Silver	56-2010
Black	56-2012



45° BYPASS FITTING

45 angled, anodized.

Description	Hose	Part No.
Silver	3/8"	56-2020
Black	3/8"	56-2028
Silver	1/2"	56-2030




LOW PROFILE WATER STRAINERS

Smaller water strainers. Ideal for using with water injection or tight space.

Description	Part No.
1/2" Water Line Strainer	56-9010
3/8" Water Line Strainer	56-9011
#20 Mesh Replacement	10486
#40 Mesh Replacement	10485

(#40 is finer than #20)



WATER STRAINER

The Water Strainer is a must to trap all sand, shell, and vegetation particles.

No more clogged water lines!!

Description	Part No.
1/2" Water Line Strainer	56-9005
3/8" Water Line Strainer	56-9006
#20 Mesh Replacement	20420020
#40 Mesh Replacement	20420040

(#40 is finer than #20)



WATER LINE HOSE

Sold per foot.

Description	Part No.
3/8" Blue	56-8000
3/8" Black	56-8005
1/2" Black	56-8003
1/2" Blue	56-8004

*500 feet per reel. Call for special price of reel purchase.



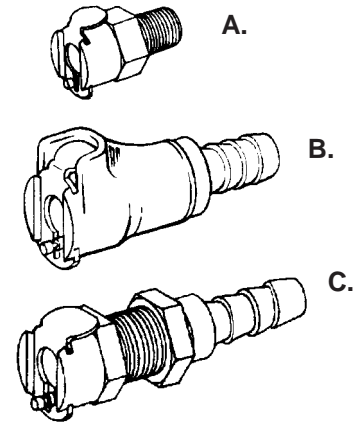
WATER LINE RESTRICTOR

Fits snugly in a 3/8" bypass line with a 4mm inside diameter to change water flow to exhaust.

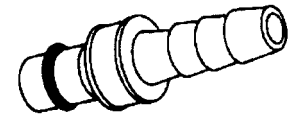
Description	Part No.
Water line restrictor	56-9002

QUICK CONNECT

Fool proof, good to extreme temperature and pressure.



Description	Part No.
Female	
A. 1/4" Pipe Thread	64-0100
B. 3/8" In Line	64-0103
C. 3/8" Panel Mount	64-0106



Description	Part No.
Male (Barbed)	
3/8" With shut off	64-0107
3/8" W/O shut off	64-0109



Description	Part No.
1/2" Female in line	64-0117
1/2" Male in line	64-0115



JET WORKS QUICK DISCONNECT WATER RESTRICTOR

Description	Part No.
3/8"	QD-38
1/4"	QD-14

FUEL SYSTEMS

ENGINE/GASKETS

EXHAUST

DRIVE LINE HANDLING

ELECTRICAL

WATERLINE/BILGE

STEERING & CONTROLS

BODY

ACCESSORIES

SERVICE TOOLS/HARDWARE

CHEMICAL

SEA DOO



A.



B.



C.



D.

FUEL SYSTEMS

YAMAHA

TIGERSHARK



E.



F.



G.



H.

ENGINE/GASKETS

EXHAUST

DRIVE LINE HANDLING

ELECTRICAL

WATERLINE/BILGE

STEERING & CONTROLS

BODY

SERVICE TOOLS ACCESSORIES

HARDWARE

CHEMICAL

KAWASAKI

UNIVERSAL



I.



J.



K.



L.

POLARIS



M.



N.

HONDA



O.



Atlantis

ATLANTIS FLUSH KITS

Sea Doo	Part No.
A. 93-02 All Non-Rear Drain Pipe Models	A7001
B. 95-02 Long Version of Rear Drain Pipe Model	A7003
C. 96-02 Short Version of Rear Drain Pipe Model 95-97 Sportster/challenger Jet Boat (Single Engine)	A7004
D. 95-02 All with Rear Drain Pipe	A7006

Yamaha	Part No.
E. 87-98 Long Yamaha (Except 760/800/12000)	A8588
F. 87-98 Long Yamaha Quick Snap Type	A8589
G. 95-02 Factory replacement GP760/110/1200	A8582

Tigershark	Part No.
H. All Model 94-98	A5000

Kawasaki	Part No.
I. 89-91 Jet Ski, Ultra 150	A2520
J. 92-02 Jet Ski Except ZXI/STX/Ultra 150	A2521
K. 95-02 ZXI, STX, Ultra 130	A2522

Universal	Part No.
L. Male Quick Snap Adapter Only	A2690

Polaris	Part No.
M. 94-02 (Except FICHT)	A6000
N. 01-02 FICHT	A6001

Honda	Part No.
O. 2002 Models	A5200

GARDEN HOSE AND BAG



The hose has nylon ends for scratch protection and measures 3/8" x 25". It collapses down to 4"x17". The hose fits in the supplied nylon bag with drawstring.

Description	Part No.
Garden Hose and Bag	A4080



SNAP CONNECT AND FLOW CONTROL

Snap Connect to Flash Kit, Flow Control to Water Hose end for quick connect and water control for flashing.


Description	Part No.
Snap Connect and Flow Control	SC-2900



FLASH KIT ADAPTER


Flash Kit Adapter for adapting overseas special size hose to connect flash kit.

Description	Part No.
Flash Kit Adapter	SC-2905



PLASTIC GARDEN HOSE ADAPTER

Description	Part No.
Garden Hose Adapter Cap	64-0029




DUCK BILL DRAIN SYSTEM

Simple and clean, drains water from hull under acceleration.

- A. Add to your current drain plug or
- B. Purchase entire system kit.

Description	Part No.
A. All SeaDoo (Except XP) All Sit down Yamaha/*Kawasaki	57-4050
B. Universal (Complete System)	57-4060
C. Duck Bill Flapper only	57-4055

*Kawasaki models require slight modification



BILLET QUICK DRAIN FOR KAWASAKI


Kawasaki	Part No.
1200 STX-R, 800 SX-R	57-4065



BILLET QUICK DRAIN

Mounts to the transom of any watercraft with billet aluminum mounting plate.

Description	Part No.
Billet Quick Drain Kit	57-4059



DRAIN PLUG

The replacement drain plug at a fraction of manufacturer's prices. Our floating drain plug is oil and fuel resistant. Just flip or twist to install.

Description	Part No.
D. Sea Doo & Polaris	57-4058
E. Pre 95 Sea Doo & Polaris	A2385




DUCK BILL DRAIN ADAPTER PLUG

Unscrew stock drain plug and screw our duck bill drain plugs in place. Keep your stock plug if you ever need to change!


Description	Part No.
Kawasaki	Z471
Yamaha	Z472

FUEL SYSTEMS
ENGINE/GASKETS
EXHAUST
DRIVE LINE HANDLING
ELECTRICAL
WATERLINE/BILGE
STEERING & CONTROLS
BODY
ACCESSORIES
SERVICE TOOLS/HARDWARE
CHEMICAL



WATERPROOF SWITCHES AND BRACKETS

Yamaha	Part No.
A. All	57-3017
Kawasaki	Part No.
B. All 650's / 750SS-95 / XI-93	57-3015
C. 440/550/750SX	57-3003
Description	Part No.
D. Handle Bar Mount Universal	57-3006
E. Standard Switch with 9 feet of wire	57-3009



BILGE ELECTRICAL PARTS KIT

Kit contains waterproof fuse holder, 6amp fuse, ring terminal, shrink tubing.

Description	Part No.
Bilge electrical parts kit	57-3030



PANEL MOUNT ROTARY SWITCHES

Connects to two electronic accessories for power control. Allows the operation of one or both accessories to run at the same time. Suggested uses: Second Bilge, Ignition, Blower, etc.

Description	Part No.
Panel Mount Switch	57-3020



RULE BILGE PUMP



Description	Hose	Part No.
500 GPH	3/4"	25D
800 GPH	3/4"	20R



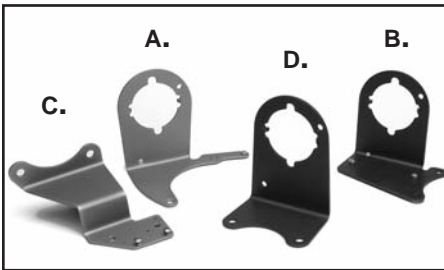
Description	Hose	Part No.
1100 GPH	1-1/8"	27D



PWC AUTOMATIC 500 GPH PUMP

Automatically removes water from engine compartment. Cycles every 20 seconds to check for water. Equipped with gasoline resistant strainer base and 72" wire leads.

Description	Part No.
500 GPH Automatic Pump	25S-6WC



PUMP BRACKET

Yamaha	Part No.
A. WaveBlaster/701 Super Jet 95+	57-3029
Kawasaki	Part No.
B. 440/550	57-3023
C. 650SX/X2, 550SX, 750SX, SXI	57-3024
D. 750SS/XI/ST/STS	57-3025



STRAIGHT BILGE FITTING

Aluminum through hull outlet fittings.

Description	Hose	Part No.
3/4"	Silver	57-4012
3/4"	Black	57-4015
1-1/8"	Silver	57-4018
1-1/8"	Black	57-4020



45 DEGREE BILGE FITTING

Description	Hose	Part No.
3/4"	Silver	57-4021
3/4"	Black	57-4023



RULE STRAINER BASE & S/S DEBRIS STRAINER

Description	Part No.
Blue Plastic Strainer Base	57-4006
Gas Resistant Strainer Base	57-4007
Stainless Steel Debris Strainer	57-4025



PLASTIC HOSES AND FITTINGS

Description	Part No.
3/4" Hose 12" Length	57-4008
1-1/8" Hose 12" Length	57-4009
1-1/8" Straight Fitting	57-4011



BILGE SPONGE

This Viscose-Covered sponge will pick-up and hold an amazing 32 ounces (512gm) of water without leaking. With grommet and hand cord.

Description	Part No.
Bilge Sponge	57-4070

FUEL SYSTEMS
ENGINE/GASKETS
EXHAUST
DRIVE LINE HANDLING
ELECTRICAL WATERLINE/BILGE
STEERING & CONTROLS
BODY
ACCESSORIES SERVICE TOOLS/HARDWARE
CHEMICAL

AFTERMARKET REPLACEMENT CABLES



REPLACEMENT STEERING CABLE

Sea Doo	OEM#	Part No.
580 SP 94-96, 580 SPI 94-96,	277-000-289	002-048-01
580 SPX 94-96, 650 SPX 94-95,		
650 XP 94, 650 XPI 94,		
720 SP 97, 720 SPX 96-97		
Yamaha		
WJ500 (87-90)	EW3-6148-02	05-137
WR500 (87-93),	EW0-U1481-0000	05-138
WR650 (90-93)		
SJ (96-00)	GM6-6148-00	002-059-03
Kawasaki		
440 77-92, 550 82-95	59406-3001	58-3128
750 SX 92-95, 750 SXI 96-97	59406-3726	002-041
750 SXI-Pro 98-02		



REPLACEMENT THROTTLE CABLE

Sea Doo	OEM#	Part No.
720 XP 95, 800 SPX 97-99,	277-000-468	002-039-03
800 SP 95-96		
Yamaha		
500WR '87-'93, 650SJ '90-'93,	EUO-U7252-01	58-3501
650 WR/WRIII/LX/WR VXR '90'96		
701 SJ '90-'95, WR701 '96-97, W/B701 '93-95,		
701WRII GP '94-'95,		
701 WR Pro VXR '93-'94, 701 WRII '97		
701 WR DX 95, 701 WV 95-96	GJ1-U7252-00	002-057
1100 WR 95-96, 1100 WV 96		
Kawasaki		
440 '77-'86, 550 '82-'86	54012-3001	58-3121




UMI RACING BILLET ALUMINUM HANDLE POLE FOR SUPER JET AND OCTANE

Extruded aluminum body design allows for simple cable and breather tube routing. No more need for scupper drain, or frustrating grinding to fit breather hose. Mounts to the stock handle pole bracket, using stock hardware. Available in powder coated black in standard length or negative 2 inches.

Features:

- Narrower construction for superb fit and room in the hood channel.
- Wider chin pad-mounting brackets — no more having to shave your chin pad backing to route your steering cable.
- Heavy-duty nylon pole bushings.
- Pre-drilled for UMI Racing steering system.
- Will utilize stock spring or aftermarket.
- Stock Handle pole locking mechanism will also work.



Pivot Bracket Mount



Top View Steering Mount



Steering Cable Mount

Yamaha Super Jet 96+, Polaris Octane	Part No.
Standard Handle Pole Black	YA-09010-BLK
Standard Handle Pole Bare Aluminum	YA-09010-CLR
-2" Handle Pole Black	YA-09012-BLK
-2" Handle Pole Bare Aluminum	YA-09012-CLR

FUEL SYSTEMS

ENGINE/GASKETS

EXHAUST

DRIVE LINE HANDLING

ELECTRICAL

WATERLINE/BILGE

STEERING & CONTROLS

BODY

SERVICE TOOLS ACCESSORIES/HARDWARE

CHEMICAL

AC RACING ALUMINUM HANDLE POLE



Yamaha	Polish	White
SJet -95	58-6017P	58-6017W
FX1	58-6018P	58-6018W
SJet 96+	58-6019P	58-6019W


Kawasaki	Polish	White
750SX	58-6015P	58-6015W
650SX	58-6013P	58-6013W



R&D LOWERING HANDLE POLE MOUNT

Lowers handle pole pivot point 1". Relocates pivot point forward 3/4". Built-in spring pre-loader reduces handle pole weight. CNC billet aluminum construction/ anodized. No need for a shorter pole, use stock pole. Eliminates nose bounce or porpoising. Carve tighter turns with more high speed control.


Description	Part No.
SJ96+	652-70102



U.M.I. BILLET YAMAHA HANDLE POLE BRACKET

Handlepole crown is machined from 6061-T6 billet aluminum for maximum strength and durability. Wider mounting surface helps put an end to broken handle pole brackets.


Description	Part No.
SJ 96+ Standard	YA-09000
SJ 96+ 1/2" Shorter	YA-09002



HOT PRODUCTS CASTED HANDLE POLE PIVOT MOUNT


OEM replacement and is properly engineered from 356b alloy aluminum and heat treated to a T-6 condition to withstand the most abusive conditions.

Description	Part No.
SJ96+	58-5922
FX1	58-5922-FX1



HANDLE POLE BUSHING

Description	Part No.
A. Bushing for Kawasaki	58-5995
B. AC Handle Pole Bushings	03-3300



HANDLE POLE SPRING

Yamaha	Part No.
A. Super Jet -95	58-5701
B. Super Jet 96+	58-5704
Super Jet All years (not shown)	58-5705

Kawasaki	Part No.
C. 440/550	58-5501
D. 650SX	58-5601



SPRING TENSION STAND

The 750SX comes with an excellent pole spring form the manufacture. By installing this accessory which takes less than one minute, additional tension is placed on the spring. Reduces weight from 6lbs to 2.5lbs

Kawasaki	Part No.
750SX Tension stand	58-6000

FUEL SYSTEMS

ENGINE/ GASKETS

EXHAUST

DRIVE LINE HANDLING

ELECTRICAL

WATERLINE/ BILGE

STEERING & CONTROLS

BODY

ACCESSORIES

SERVICE TOOLS /HARDWARE

CHEMICAL



Replacement Bearing Kit

YAMAHA SUPER JET SEALED BEARING POWER TURN PLATE

Yamaha	Part No.
Super Jet -95	58-8430
Super Jet 96+	58-8432
Replacement Bearing Kit	58-8434



R&D RAPID RATIO STEERING FOR YAMAHA SUPER JET

4 point adjustable pivot position improves turning radius. Exclusively sold with the new R&D Tapered Handlebar (6 degree or 10 degree)

Yamaha	Part No.
6 Degree Handlebar Steering System	512-70106
10 Degree Handlebar Steering System	512-70110




SAMORA'S BILLET SEALED BEARING TURN PLATE FOR KAWASAKI

Kawasaki	Part No.
750 SX/SXI/SXI-Pro	SSP-1005
800 SX-R	SSP-1006



UMI FREE STYLE HANDLE BARS

Models	Pad Size	Part No.
Yamaha/Kawasaki 0 Degrees	Small	58-5140
Yamaha/Kawasaki 4 Degrees	Small	58-5141



EXTENDED HANDLE BARS

Models	Surface	Part No.
Yamaha/ Kawasaki 0 Degrees	Polished	58-5130
Yamaha/ Kawasaki 4 Degrees	Polished	58-5132
Yamaha/ Kawasaki 7 Degrees	Polished	58-5135



POLE SHOCK PADS

Protects engine hood from damage when handlepole is dropped. Color: Black only

Description	Part No.
Kawasaki 750SX (1)	TS40
Kawasaki JS440/550 (2)	TS41
Yamaha Super Jet (1)	TS42



POWER TURN PLATE & CLAMP FOR KAWASAKI

Kawasaki	Color	Part No.
750SX Turn Plate	Silver	58-8320
Set of 2 clamps	Silver	58-8970
Set of 2 clamps	Blue	58-8972
Set of 2 clamps	Purple	58-8974

FUEL SYSTEMS

ENGINE/GASKETS

EXHAUST

DRIVE LINE HANDLING

ELECTRICAL

WATERLINE/BILGE

STEERING & CONTROLS

BODY

SERVICE TOOLS ACCESSORIES/HARDWARE

CHEMICAL

Yamaha GP1200R



Yamaha W/Raider



Sea Doo XP 97+



Sea Doo GSX, RX



UMI Racing USA

....For The Uncommon™

UMI TOP STOP BILLET STEERING

Top stop steering for positive control and extraordinary strength. Improved handling by shifting weight to correct point on watercraft. Available for most sport and runabout models.

Yamaha	Billet Steering Part No.	Fat Head Ass'y Part No.
Waveblaster	58-6313	—
Waveraider	58-6314	—
Wave Venture, XL760/1200	58-6308	—
GP760/800/1200/Waveblaster II	58-6305	—
XL800-1200LTD/SUV, XLT1200	58-6326	YA-04723-CLR
GP1200R	58-6327	YA-04720-CLR

Kawasaki	Part No.	Part No.
650X2	58-6307	—
750SS/XI/XIR	58-6310	—
Ultra 150	58-6325	YA-04723-CLR
STXR	58-6329	YA-04722-CLR

Polaris	Part No.	Part No.
All (except Hurricane, SLTH, SLXH, SLH, Virage TX, Pro 1200, & Genesis) (use with UMI Handle Bar 58-5122)	58-6322	—

* Fat Head Ass'y is for "tapered Handlebar" with Billet Steering.

Sea Doo	Billet Steering Part No.	*Fat Head Ass'y Part No.
XP 93-96, SP/SPI/SPX 94-98	*58-6317	YA-04722-CLR
HX	58-6318	YA-04721-CLR
GSX/GTX/GTI/GTS/GSI/GS* 96+, RX	*58-6321	YA-04722-CLR
XP 800 97-98, XP-LTD 951 98+	58-6324	YA-04721-CLR

*Fits P/# 58-6406 Steering Damper (page 100)



REPLACEMENT BEARING KIT FOR UMI STEERING SYSTEMS

Description	Part No.
Replacement Bearing Kit For all Steering Systems except XP97+ (requires 2 kits)	58-6300



UMI HANDLE BAR PAD COVERS

Small: Freestyle, Blaster, Raider and Go-Ped Bars
 Medium: SS-XI and standard Sea Doo Bars
 Large: GSX and Polaris Bars
 X-Large: X2/Ultra Bars

Description	Color	Part No.
Small	Blue	PG-83249-BL
Small	Silver/Black/Red	PG-83249-SIL
Small	Silver/Purple	PG-83249-PUR
Medium	Blue	PG-83250-BL
Medium	Silver/Black/Red	PG-83250-SIL
Medium	Silver/Purple	PG-83250-PUR
Large	Blue	PG-83251-BL
Large	Silver/Black/Red	PG-83251-SIL
Large	Silver/Purple	PG-83251-PUR
Extra Large	Blue	PG-83252-BL
Extra Large	Silver/Black/Red	PG-83252-SIL
Extra Large	Silver/Purple	PG-83252-PUR



UMI RACE HANDLE BARS

Models	Pad Size	Part No.
Sea Doo All (except GTS/GTX)	Medium	58-5118
Sea Doo GTS/GTX, XP97-98	Large	58-5121
Polaris (use with UMI Steering System only)	Large	58-5122
Yam W/Blaster	Small	58-5115
Yam W/Raider, Blaster II, Venture, Runner	Small	58-5116
GP760/1200, XL1200		
Kawasaki 750SS/XI/XIR	Medium	58-5113
Kawasaki X2/ZXI/STX/Ultra 150	X-Large	58-5110

FUEL SYSTEMS
 ENGINE/GASKETS
 EXHAUST
 DRIVE LINE HANDLING
 ELECTRICAL
 WATERLINE/BILGE
 STEERING & CONTROLS
 BODY
 ACCESSORIES
 SERVICE TOOLS/HARDWARE
 CHEMICAL



R&D GPR PRO-ACTION STEERING

Developed for Team Yamaha's Nicolas Rius. Lightweight billet aluminum construction. Internal cable routing. Designed for use with Taper 1 1/8" handlebars, eliminates arm pump and rider fatigue.

Description	Part No.
R&D GPR Steering System	532-12000
Tapered Handlebar	18-95262



BILLET COVERS FOR SEA DOO OEM HANDLEBARS

Description		Part No.
Cover for Sea Doo	Silver	58-1994-POL
OEM Handlebar	Black	58-1994-BLK
	Purple	58-1994-PPL



BILLET ALUMINUM STEERING DAMPER

Five Tension settings allow riders to set steering pressure to their preference. Dampening of the steering greatly reduces oversteer and stabilizes the craft in rough conditions. Current application is for Sea Doo XP, GSX, and GTX Steering

Description	Part No.
Billet Alum. Steering Damper	58-6406



BILLET 3 SWITCH HOLDER For Aftermarket Handlebar

Description		Part No.
Sea Doo	Polished	58-2004



BILLET STOP SWITCH HOLDER For Aftermarket Handlebar

Description		Part No.
Sea Doo	Polished	58-2003



COASTAL WATERCRAFT LEVER

XP (93)/All Models SEA DOO (94-00)

Sea Doo Lever (OEM Handlebar)	1994-
Polished	58-2015
Black (Flat Finish)	58-2018

FUEL SYSTEMS

ENGINE/GASKETS

EXHAUST

DRIVE LINE HANDLING

ELECTRICAL

WATERLINE/BILGE

STEERING & CONTROLS

BODY

ACCESSORIES

SERVICE TOOLS/HARDWARE


CHEMICAL



HOT PRODUCTS ALUMINUM TRIGGER THROTTLE LEVERS

Fits 86-95 Kawasaki & Polaris. 10mm Throttle Cable Kawasaki 550 (86-95), 650 (86-95), 750 SX-SS-SXI (92-95), 750 ST (94-95). Adapter required for Sea Doo, Yamaha and Kawasaki Pre 86, 96+

Description	Part No.
Silver	58-0970
Black	58-0971



This lever is specially designed to contour around your index finger. The narrow lining allows you to gain quicker response on hole shots without your middle finger getting in the way of a full pull.

PJS BILLET THROTTLE LEVER

Billet constructed throttle features nylon cable roller, nylon bushing and thrust washers, 3 cable throw positions, 6mm stainless steel bolts.

Description	Part No.
Polished	58-0981
Black	58-0982



UMI BILLET FINGER THROTTLE

Description	Part No.
Silver Regular	58-0960
Black Regular	58-0961
Silver Straight	58-0965
Black Straight	58-0966



Description	Part No.
Cable Adapter for Sea Doo XP (93)/All Models (94-00)	58-1996



Description	Part No.
Cable Adapter for Kawasaki Pre-86, Yamaha & all Wet Jet 6mm Throttle Cable	58-0990
Kawasaki 440 (76-86), 550 (82-85)	
Yamaha All Models (87-00)	



Description	Part No.
Cable Adapter for Kawasaki 750 SS-XI-SXI (96-00)	58-0991
96+ 8mm Throttle Cable	
Kawasaki 750 STS (95-97), ZXI (95-00), STX (97-00)	

TWO PLY GRIPS

Two ply construction. Inner core harder. Outer Layer is softer to help reduce vibration and hand fatigue.



955 FLAME

Big Flange	Part No.
Black	58-4075
Red	58-4076
Blue	58-4077
Grey	58-4078



JACKSON

Big Flange	Part No.
Black	58-4045
Red	58-4046
Blue	58-4047
Grey	58-4048



SCHWARTZ

Big Flange	Part No.
Black	58-4070
Red	58-4071
Blue	58-4072
Grey	58-4073



JACKSON

No Flange	Part No.
Black	58-4050
Red	58-4051
Blue	58-4052
Grey	58-4053



SCHWARTZ

No Flange	Part No.
Black	58-4055
Red	58-4056
Blue	58-4057
Grey	Discontinued



NEWTRON

No Flange	Part No.
Black	58-4065
Clear	58-4066

SINGLE PLY GRIPS



SPIKE ISO

Big Flange	Part No.
Black	58-4036
Red	58-4040
Yellow	58-4041



POS-A-TRAC

Big Flange	Part No.
Black	58-4037
Red	58-4042
Yellow	58-4043



SPIKE ISO

No Flange	Part No.
Black	58-4060
Clear	58-4061

FUEL SYSTEMS

ENGINE/GASKETS

EXHAUST

DRIVE LINE HANDLING

ELECTRICAL


WATERLINE/BILGE

STEERING & CONTROLS

BODY

SERVICE TOOLS ACCESSORIES/HARDWARE

CHEMICAL



AME WATERCRAFT GRIPS

Description	Part No.
Black	58-4001
Blue	58-4002
Yellow	58-4006
Purple	58-4000



AME TRI STAR PWC GRIPS

Description	Part No.
Black	58-4011
Blue	58-4012
Red	58-4013



ATI GRIP KEEPER

This Big Flange plugs for ATI grips are specially designed and sized for Aftermarket handlebars such as UMI Racing Handlebars.

Description	Part No.
ATI Grip Keeper for UMI Handlebar	58-4085



R.POT BILLET GRIP KEEPER

Billet Grip Keeper threads into end of handle bar eliminating the possibility of grip coming off. Clear powder coated.

Description	Part No.
Billet Grip Keeper	58-4080



GRIP-IT, INSTANT GRIP GLUE

10 to 25 second adhesive

Description	Part No.
1 oz. (28.4g) bottle	58-4094
12 bottles with POP display	58-4095



3BOND GRIP LOCK

Description	Part No.
3Bond Grip Lock 30gm (Dealer)	58-4098
3Bond Grip Lock 10gm (Individual)	58-4096

FUEL SYSTEMS

ENGINE/GASKETS

EXHAUST

DRIVE LINE HANDLING

ELECTRICAL

WATERLINE/BILGE

STEERING & CONTROLS

BODY

ACCESSORIES


SERVICE TOOLS

HARDWARE

CHEMICAL



ULTRA GRIP SEAT COVERS & SURE GRIP SEAT COVERS



Ultra Grip Material



Sure Grip Material



Yamaha GP

UYAGP-BK/SL/WT
SYAGP-BK/SL/WT



Yamaha XL1200LTD

UYALLTD-BK/WT
SYALLTD-BK/WT



Yamaha GP1200R

UYAGPR-BK/WT/SL

ULTRA GRIP — Our Ultra Grip material is a rubberized, waffle patterned material designed for the recreational and racing enthusiast. It provides exceptional grip without sacrificing rider comfort. Because of its rubberized nature, the rider can ride comfortably in swim trunks and still expect exceptional traction. This material also provides excellent grip for racers and riders wearing wetsuits.

SURE GRIP — Our Sure Grip material is an aggressive material designed for watercraft racers. It is extremely durable and provides exceptional grip for racing applications. We recommend that riders wear a wetsuit when using a Sure Grip seat cover.



Sea Doo GSX

USDGXS-BK/SL/RD
SSDGSX-BK/SL/RD



Kawasaki Ultra

UKAULT-BK/SL/RD
SKAULT-BK/SL/RD



Sea Doo HX

USDHX-BK/SL/YW
SSDHX-BK/SL/YW



Kawasaki Ultra

UKAULT-BK/SL/BL
SKAULT-BK/SL/BL

ULTRA GRIP TOP	SURE GRIP TOP	COLOR	MODEL
SEA DOO			
USDXP96-BK/YW/PP	SSDXP96-BK/YW/PP	Black/Yellow/Purple	XP(93-96) / SP Family (94-96)
USDGSX-BK/SL/RD	SSDGSX-BK/SL/RD	Black/Silver/Red	GSX95+ / GSX LTD
USDXP97-BK/YW	SSDXP97-BK/YW	Black/Yellow	XP/XP LTD(97-02)
USDRX-BK/SL/YW	SSDRX-BK/SL/YW	Black/Silver/Yellow	RX / RXX
USDHX-BK/SL/YW	SSDHX-BK/SL/YW	Black/Silver/Yellow	HX
YAMAHA			
UYABLS-BK/RD	SYABLS-BK/RD	Black/Red	WaveBlaster
UYAXL-BK/WT	SYAXL-BK/WT	Black/White	XL1200(98) / LS700 & 760(98-00)
UYAXLLTD-BK/WT	SYAXLLTD-BK/WT	Black/White	XL1200 LTD(99-00) / XL800(00)
UYAXLT-BK/WT	SYAXLT-BK/WT	Black/White	XLT1200(01)
UYAGP-BK/SL/WT	SYAGP-BK/SL/WT	Black/Silver/White	GP
UYAGPR-BK/WT/SL	SYAGPR-BK/WT/SL	Black/White/Silver	GP1200R / GP800R
KAWASAKI			
UKAZXI97-BK/SL/RD	SKAZXI97-BK/SL/RD	Black/Silver/Red	ZXI(96-97) Seat
UKAZXI98-BK/YW/PP	SKAZXI98-BK/YW/PP	Black/Yellow/Purple	ZXI(98-01) Seat
UKAULT-BK/SL/RD	SKAULT-BK/SL/RD	Black/Silver/Red	Ultra 150 / 130 DI Seat
UKAULT-BK/SL/BL	SKAULT-BK/SL/BL	Black/Silver/Blue	Ultra 150 / 130 DI Seat
UKASTXR-BK/SL/WT	SKASTXR-BK/SL/WT	Black/Silver/White	1200STX-R
UKASTXR-BK/SL/RD	SKASTXR-BK/SL/RD	Black/Silver/Red	1200STX-R
POLARIS			
UOSLXP-BK/RD	SOSLXP-BK/RD	Black/Red	SL900 & 1050 / Pro 785(97-01)

FUEL SYSTEMS

ENGINE/GASKETS

EXHAUST

DRIVE LINE HANDLING

ELECTRICAL

WATERLINE/BILGE

STEERING & CONTROLS

BODY

SERVICE TOOLS ACCESSORIES/HARDWARE

CHEMICAL

AP SUPER SEAT COVERS



YAMAHA GP1200R
UYAGPR-SUPER
SYAGPR-SUPER



KAWASAKI ULTRA 150
UKAULT-SPRWORX
SKAULT-SPRWORX



KAWASAKI ULTRA 150
UKAULT-SUPER
SKAULT-SUPER



KAWASAKI 1200STX-R 2002
UKASTXR-SUPER
SKASTXR-SUPER



Ultra Grip	Sure Grip	Model
YAMAHA		
UYAGPR-SUPER	SYAGPR-SUPER	GP1200R / GP800R
KAWASAKI		
UKAULT-SUPER	SKAULT-SUPER	Ultra 150 / 130 DI
UKAULT-SPRWORX	SKAULT-SPRWORX	Ultra 150 / 130 DI
UKASTXR-SUPER	SKASTXR-SUPER	1200STX-R 2002 Model
UKASTXR-SUPER-03	SKASTXR-SUPER-03	1200STX-R 2003 Model

AP MAT (Sure Grip Material Only)



Sea Doo GSX



Sea Doo XP 97+



Yamaha GP1200R



Kawasaki Ultra 150



KAWASAKI RACING TEAM STX-R SIDE MAT WITH LIFTER REPLICA

KASTXRSM-BLK/BLK 1200STX-R

Sea Doo	Color	Model
SDXP96MT	Black/Black	XP 94-96, XPX 97-up
SDXP97MT-BLK/BLK	Black/Black	XP97, XPL 98-up
SDHXMT-BLK/BLK	Black/Black	HX
SDGSXMT-BLK/BLK	Black/Black	GSX 95+, GSX-LTD
Yamaha		
YAGPMT-BLK/BLK	Black/Black	GP760/800/1200
YAGPRMT-BLK/BLK	Black/Black	GP800R/1200R
YAXLMT-BLK/BLK	Black/Black	XL1200
YAXLLMT-BLK/BLK	Black/Black	XL1200LTD
Kawasaki		
KAULTMT-BLK/BLK	Black/Black	Ultra 150
KASTXR-BLK/BLK	Black/Black	1200STX-R

FUEL SYSTEMS
ENGINE/GASKETS
EXHAUST
DRIVE LINE HANDLING
ELECTRICAL
WATERLINE/BILGE
STEERING & CONTROLS
BODY
ACCESSORIES
SERVICE TOOLS/HARDWARE
CHEMICAL

AP DESIGN CHIN PAD COVER AND MAT FOR STAND-UP PWC



FUEL SYSTEMS
ENGINE/GASKETS
EXHAUST
DRIVE LINE HANDLING
ELECTRICAL
WATERLINE/BILGE
STEERING & CONTROLS
BODY
SERVICE TOOLS ACCESSORIES/HARDWARE
CHEMICAL



YAMAHA	ITEM	COLOR	MODEL
YASJ95CP	Chin Pad	Black/Black	Super Jet -95
YASJ95BM	Bottom Mat	Black/Black	Super Jet -95
YASJ95SM	Side Mat	Black/Black	Super Jet -95
YASJ96CP	Chin Pad	Black/Black	Super Jet 96+
YASJ96BM	Bottom Mat	Black/Black	Super Jet 96+
YASJ96SM	Side Mat	Black/Black	Super Jet 96+
YASJ96SM-LFT	Side Mat with Lifter 10"	Black/Black	Super Jet 96+
YASJ96SM-LFT15	Side Mat with Lifter 15"	Black/Black	Super Jet 96+

KAWASAKI	ITEM	COLOR	MODEL
KA750SXCP	Chin Pad	Black/Black	750SX/SXI
KA750SXBM	Bottom Mat	Black/Black	750SX/SXI
KA750XSXM	Side Mat	Black/Black	750SX/SXI
KA750XSXM-LFT	Side Mat with Lifter 10"	Black/Black	750SX/SXI
KA750XSXM-LFT15	Side Mat with Lifter 15"	Black/Black	750SX/SXI

AP DESIGN SUPER CHIN PAD AND SIDE COVER



YAMAHA	ITEM	COLOR	MODEL
YASJ96CP-WHT/BLU	Super Chin Pad	White/Blue	Super Jet 96+
YASJ96CP-FLAME	Super Chin Pad	Flame	Super Jet 96+
YASJ96CP-GRY/BLK	Super Chin Pad	Grey/Black	Super Jet 96+
YASJ96CP-YLW/WHT	Super Chin Pad	Yellow/White	Super Jet 96+
YASJ96SM-WHT/BLU	Super Side Mat	White/Blue	Super Jet 96+

KAWASAKI	ITEM	COLOR	MODEL
KA750SXCP-GRN/WHT	Super Chin Pad	Green/White	750SX/SXI
KA750XSXM-GRN/WHT	Super Side Mat	Green/White	750SX/SXI

AP DESIGN CHIN PAD AND SIDE COVER FOR KAWASAKI 800SXR



KAWASAKI	ITEM	COLOR	MODEL
KA800SXRCP-SUPER	Super Chin Pad	Green/White	800SXR
KA800SXRCP	Chin Pad	Black/Black	800SXR
KA800SXRSM	Side Mat	Black/Black	800SXR
KA800SXRSM-LFT	Side Mat with Lifter 10"	Black/Black	800SXR
KA800SXRSM-LFT15	Side Mat with Lifter 15"	Black/Black	800SXR
KA800SXRBM-BLK/BLK	Bottom Mat	Black/Black	800SXR



AP DESIGN FREESTYLE KIT

YAMAHA	Part No.
Super Jet Freestyle Kit with Footholds by 24-7	70-3190



AP DESIGN SPLASH GUARD

For Super Jet and K750SXI/Pro

Description	Part No.
Splash Guard	57-7037

AP DESIGN APPAREL



SUPERCHARGED	Part No.
Large	70-9090-L
X-Large	70-9090-XL



MESH ICON	Part No.
Large	70-9091-L
X-Large	70-9091-XL



SPIKES	Part No.
Large	70-9092-L
X-Large	70-9092-XL



VON AP	Part No.
Large	70-9093-L
X-Large	70-9093-XL



AP DESIGN HOOD STRAPS

For Freestyle riding of Super Jet

Description	Part No.
Freestyle Hood Straps	77-0001



FUEL SYSTEMS
ENGINE/GASKETS
EXHAUST
DRIVE LINE HANDLING
ELECTRICAL
WATERLINE/BILGE
STEERING & CONTROLS
BODY
ACCESSORIES
SERVICE TOOLS/HARDWARE
CHEMICAL



- ◆ Grooved for maximum traction
- ◆ Durable, thick, high-density foam
- ◆ Fade-resistant colors



Black	Black Marble
Lt Blue	Purple Marble
Pink	Royal Marble
Green	Granite
Teal	Tri-Color
Dark Green	Grey
Royal Blue	Deep Purple
Deep Blue	Purple

- ◆ Mats are available only in colors listed. When ordering, add color code to Part No.

HYDRO-TURF MATS

Sea Doo	Part No.	Available Color
XP-93, SP-94	HT80	BLK, PUR
GT Family 90-95, GTI 96, GTS 96-00	HT82	BLK, PUR
GTX 96-02, GTI 97-00	HT821	BLK, BW
GTS (01)/GTI (01-02)	HT823	BLK
XP 93-96, SP Family 94-99	HT83	BLK, PUR
GS Family	HT831	BLK, BW
XP 97-03	HT84	BLK, TRI
LRV	HT85	BLK, GRA
RX / RXX	HT86	BLK, GRY
HX 95-97	HT87	BLK, PUR
GTX DI & 4-TEC	HT88	BLK

Yamaha	Part No.	Available Color
Wave Runner	HT70	BLK
FX1	HT71	BLK, PUR
SUV	HT72	BLK, GRA, GRY
Wave Runner III	HT73	BLK, PUR
Wave Blaster	HT74	BLK, BW
Super Jet 90-95	HT75	BLK, PUR
Super Jet 96-03	HT751	BLK, PUR
Wave Raider	HT76	BLK, ROY
VXR, VXR-Pro	HT77	BLK
Wave Venture/XL1200(98)/ XL700 & 760 (98-03)	HT78	BLK, DG
XL 1200 LTD 99-01/ XL800/XLT1200/XLT800	HT784	BLK, DP
GP/GP1200R (99)	HT79	BLK, BW
GP1300R/GP1200R(00-02)		
GP800R(01-03)	HT791	BLK, GRY, TRI
FX140	HTFX	BLK

COLOR CODE

Color	Code	Color	Code
Black	BLK	Purple	PUR
Grey	GRY	Deep Purple	DP
Dark Green	DG	Black/White Marble	BW
Deep Blue	DB	Granite	GRA
Royal Blue	ROY	Tri-Color	TRI


Kawasaki	Part No.	Available Color
JS440/550	HT20	BLK, PUR, ROY
JF650X2	HT40	BLK, PUR, ROY
JS550SX	HT55	BLK, ROY
ZXI	HT60	BLK, PUR
ULTRA 150, ULTRA 130	HT61	BLK, GRY
ST/STS/750STX&900STX(pre 99)	HT63	BLK, PUR, ROY
STX1100 97-99		
STX900 99-00, 900STS(01-02)	HT631	BLK, PUR
STX1100DI (00-02), 900STX(01-02), STX(03)	HT64	BLK, GRY
JF650SX	HT65	BLK, PUR, ROY
JF750SX/SXI	HT67	BLK, PUR, ROY
800 SX-R	HT68	BLK, PUR, ROY

Polaris	Part No.	Available Color
SL-99, 785Pro 99-01	HT90	BLK, PUR, ROY
Hurricane	HT91	BLK, BW
SLXH, SLH, SLX	HT92	BLK
SLT, SLTX, X-45	HT93	BLK
Virage, Virage TX	HT94	BLK
Genesis	HT95	BLK

Honda	Part No.	Available Color
F-12/F-12X	HT05	BLK
R-12X	HT06	BLK



SuperJet Freestyle Kit



Kawasaki 750SX Freestyle Kit



HYDRO-TURF FREESTYLE KIT

Color: Black Only

YAMAHA	Part No.
Eric Malone Freestyle Kit with Footholds by Wamilton	HTEMF
Super Jet Freestyle Kit without Footholds	HT751F
Super Jet Freestyle Bumper Kit Only	MT751F-BUMPER



KAWASAKI	Part No.
Josh Lusic Freestyle Kit with Footholds	HTJLF
750SXI Freestyle Kit without Footholds	HT67F



SIDE LIFTER WEDGE

Wedge is specially designed for the runabout rider to provide a sure grip of feet.

Description	Part No.
13" Black x 2 pcs	70-4050
24" Black x 2 pcs	70-4055



MAT ADHESIVE

Description	Part No.
Contact Cements (8 oz.)	CC30
3B#1521 Synthetic Rubber Adhesive	65-0015
Permatix Spray Adhesive (16 oz.)	82019



TRACTION MATS GATOR GRIP

Yamaha	Part No.
Super Jet 96-01	Black (Solid) GY021
Kawasaki	
750SX/SXI/SXI-PRO	Black (Solid) GK023

SPLASH GUARDS



HYDRO-TURF AND AWD SPLASH GUARDS

Description	Part No.
Hydro-Turf Splash Guard (5.5" x 54") Rivets Included	57-7035
AWD Stand-Up Ski Splash Guard	BSD030

JET TRIM SPLASH GUARDS

Description	Part No.
Sea Doo XP -96 / HX (Small)	57-7029
Kawasaki XI / ZXI (Large)	57-7030

FUEL SYSTEMS
ENGINE/GASKETS
EXHAUST
DRIVE LINE HANDLING
ELECTRICAL
WATERLINE/BILGE
STEERING & CONTROLS
BODY
ACCESSORIES
SERVICE TOOLS/HARDWARE
CHEMICAL



R. POT DESIGN CARBON FIBER HOOD

R. Pot Design Carbon Fiber Hoods come in white gel-coat and are easily painted or can be ran as they come. Depending on model weight savings are between 25% and 60% over stock. Todays high performance engines demand considerably more air flow than available through stock intake systems. R. Pot Hoods allow a minimum of 3 times the air to let your engine breathe. RPM gains range from 50 to 200.

FUEL SYSTEMS
ENGINE/GASKETS
EXHAUST
DRIVE LINE HANDLING
ELECTRICAL
WATERLINE/BILGE
STEERING & CONTROLS
BODY
ACCESSORIES
SERVICE TOOLS/HARDWARE
CHEMICAL



Yamaha Super Jet



GPR Hood



GPR Air Injection Spray Deflector



Kawasaki SXI/SXI-Pro



Yamaha	Part No.
Super Jet Hood	57-7705
GP1200R Hood	57-7706
GPR1200R Air Injection Spray Deflector	57-7707

Kawasaki	Part No.
750SXI/SXI Pro Hood	57-7710
800 SX-R Hood	57-7715
1200 STX-R Seat	57-7716



R&D SPACE MAKER HOOD INSERT

Description	Part No.
Yamaha Super Jet	652-70110



HYDROMATIC HOOD SYSTEMS

Dual support points for less stress. Rods are forward for easy engine accessibility.

Sea Doo	Part No.
HX	57-7261
Yamaha	Part No.
Wave Blaster	57-7244
Wave Raider	57-7245



HOOD SEALS

Quality replacement foam hood seal gaskets.

Description	Part No.
Kawasaki JS440/550	TS55
Yamaha Super Jet	TS56



STORAGE COMPARTMENT & SEAT LATCH ASSEMBLY FOR SEA DOO

Economy replacement of plastic latch assembly used in most Sea Doo watercraft.

Description	Part No.
Most Sea Doo	001-800



BILLET ALUMINUM SEAT LATCH BODY FOR SEA DOO

Billet Aluminum Seat Latch Body for the replacement of OEM plastic latch, which breaks often.

Description	Part No.
Most Sea Doo (Black Anodized)	57-7275



AQUA
Performance



AQUA PERFORMANCE "AQUA STEPS"

The spring-loaded stainless steel step stays in the upward position until needed for added safety benefits. The step features a soft marine foam covering for your non-slip protection and grip. It comes completely assembled with all stainless steel hardware.

Sea Doo	Part No.
XP 96-01, SPX 96-00	1096SPD-BLK
GTI '97-00	1097GTX-BLK
GTS '97-00	1098GTS-BLK
GTS '01	1097GTX-BLK
GTX '96-01	1097GTX-BLK
RX, RXDI '00-01	1098GTS-BLK
Yamaha	
Wave Runner LX, VXR, Pro VXR	1070XL-BLK
Wave Venture 700/1100 '96-00	1070XL-BLK
XL700/760 '98-01	1070XL-BLK
XL800 '00-01	1072XL-BLK
XL1200 '98	1070XL-BLK
XL1200, XLT1200 '99-01	1072XL-BLK

Kawasaki	Part No.
ZXI All	1090KZD-BLK
900STS '01	1097KTX-BLK
STX '96-00	1097KTX-BLK
Polaris	
SLH '98-01	1096SLTX-BLK
SLT780 '96-99	1096SLTX-BLK
SLTH '98-00	1096SLTX-BLK
SLTX '96-00	1096SLTX-BLK
SLXH '98-00	1096SLTX-BLK
Virage, TX, TXI '00-01	1096SLTX-BLK
SLT700 '96-99	1075PDT-BLK
SLT750 '95	1075PDT-BLK
Hurricane	1075PDT-BLK



VICTOR SHELDON




RIVA BILLET GAS CAPS & KNOBS

Yamaha	Part No.
Knobs Silver	RY842P
Knobs Black	RY842B
Gas Cap Silver	RY840-1P
Gas Cap Black	RY840-1B



HOT PRODUCTS BILLET GAS CAPS

Yamaha	Part No.
Black	50-9535
Silver	50-9536



SAMORA'S EXHAUST EXIT

Billet aluminum construction.
Direct O.E.M. Replacement.

Kawasaki	Part No.
750SXI-Pro	SSP-1004



AWD Products QUICK LOOP

A flexible tow loop is required for all watercraft of IJSBA Race. Specially designed to meet IJSBA regulation.

Description	Part No.
Watercraft with "Tow Hook"	QL-01
Watercraft with "Bow Eye"	QL-02



UMI BILLET GAS CAPS

Yamaha	Part No.
Gas Cap Silver	YA20110-CLR
Gas Cap Black	YA20110-BKA

Kawasaki	Part No.
Gas Cap Silver	KA20220-CLR
Gas Cap Black	KA20220-BKA



HOT PRODUCTS BILLET GAS CAPS

Sea Doo	Part No.
Platinum	50-9530
Black	50-9531
Silver	50-9532



SEA DOO BILLET FUEL SELECTOR KNOB

Description	Part No.
XP/HX95-98, SP/SPI94-98, GSX All Years	50-9521
SP/SPI/SPX/XP83-93, GTX, GTS, GTI All Years	50-9522



NOSE BUSHINGS

Yamaha	Silver	Purple
All	57-6270	—

Kawasaki	Silver	Purple
Small -88	—	57-6124
Large 89-	57-6270	—

FUEL SYSTEMS

ENGINE/GASKETS

EXHAUST

DRIVE LINE HANDLING

ELECTRICAL

WATERLINE/BILGE

STEERING & CONTROLS

BODY

ACCESSORIES

SERVICE TOOLS/HARDWARE

CHEMICAL




CUSTOM WATER CRAFT COVERS

Fabric: Glen-Tuf

Woven polypropylene is very abrasion resistant. Fibers resist moisture, rot and mildew and are treated for UV resistance.

Reinforced openings for trailer pins and attachments. Adjustable heavy duty, multi-strand shock cord sewn in hem.

Reflexite® safety reflectors on back of cover give additional warning notice when watercraft is moored on trailer. (Reflexite® meets both Federal and USCG specifications.)



Non-scratch, corrosion free access zipper for vest and wet-suit storage. Plus a quick-dry mesh bag with Velcro® closure for gloves and other small items.

Durable, double-stitched, overlapped seams.

Strong, bartacked tie-down loops secure cover on watercraft for trailering.

SEA DOO	Part No.
GTX(96-97), GTX RFI & LTD(98-99), GTI(97-99), DI(01)	XW835GT
GSX(96-97), GSX LTD(97-99), GSX RFI(99), GS(99-01), GSI(99)	XW836GT
HX(95-97)	XW834GT
Jet Boat-Speedster/Sportster/Challenger	XW840GT
RX.RX DI(00-02), RXX (01)	XW855GT
SP/SPI 650(94-97), SPX(94-99), XP650 w/grab rail(93-96)	XW823GT
XP(97), XP LTD(98-99), XP(01-02)	XW846GT
LRV(00-01), LRV DI(02)	XW854GT

YAMAHA	Part No.
GP760/800/1200(97-99)	XW843GT
Wave Blaster 700(93-96)	XW821GT
Wave Venture 700(95-96&98), 760(97), 1100(97-99)	XW831GR

YAMAHA	Part No.
GP1200R(00-02), GP800R(01-02)	XW849GT
Super Jet 700(96-01)	XW837GT
XL760/1200(98-99), XL700(98-01)	XW847GT
SUV1200(99-02), FX140	XW852GT
XLT1200(02), XLT800(02), X1200LTD(99-00), XL800(01)	XW853GT

KAWASAKI	Part No.
750SX(92-95), 750SXI(95-96), 750SXI-Pro(98-01)	XW805GT
1100STX DI(00-02), 900STX(01), 1200STXR(02)	XW856GT
STX750(98), STX900/1100(97-99), 900STS(01-02)	XW842GT
Ultra150(99-02), Ultra 130 D2(01-02), 1300 DI(02)	XW850GT
ZXI750/900(95-97), ZXI1100(96-02)	XW818GT
650X-2(86-95)	XW806GT



PWC COVER TIE DOWN

PWC cover Tie Down is designed to secure your cover while traveling. Sold as a pair.

Description	Part No.
PWC Cover Tie Down	TD-2



KEEL SHIELD

Protects the keel of Personal Watercraft when beached or trailered. Does not lessen the performance of the craft. Performance improved due to grooved design. Easy to apply. Not legal for IJSBA racing.

Description	Part No.
5' White Keel Shield	KS-5-WHT

FUEL SYSTEMS
ENGINE/GASKETS
EXHAUST
DRIVE LINE HANDLING
ELECTRICAL
WATERLINE/BILGE
STEERING & CONTROLS
BODY
ACCESSORIES
SERVICE TOOLS/HARDWARE
CHEMICAL

STIFFIE

Stiffie is the originator of the multi-colored Alphanumeric Identification System. Since 1992, Stiffie has set the standard of registration decals for your person watercraft, boat or snowmobile. Every Stiffie Registration Kit meets the U.S. Coast Guard minimum height requirement of 3 inches. Stiffie Registration Kits come equipped with four character sets of "A" thru "Z" and "0" thru "9" (146 decals). All decals are printed with the latest technology in ultra violet resistant ink. Stiffie long life Duralast material is an industry leading .05 mil thick vinyl. Stiffie Duralast Vinyl is coated to be scratch, fade and fuel resistant.

GE5Z1

#WL45 PURPLE/BLACK

GE5Z1

#WL46 BURGUNDY/BLK

TECHTRON

(3?Color with Accent Stripe Fade In)

WHIPLINE

(2?Color with Brush Fade In)

GE5Z1

#TT01 DARK GREEN/BLK

GE5Z1

#TT11 RUST/BLACK

GE5Z1

#WL01 WHITE/BLACK

GE5Z1

#WL47 TAN/BLACK

GE5Z1

#TT02 SILVER/BLACK

GE5Z1

#TT12 BLACK/SILVER

GE5Z1

#WL03 SILVER/BLACK

GE5Z1

#WL49 MOSS/BLACK

GE5Z1

#TT03 CHROME/BLACK

GE5Z1

#TT13 COZUMEL/BLK

GE5Z1

#WL23 RED/BLACK

GE5Z1

#WL54 BLK/SILVER

GE5Z1

#TT04 YELLOW/BLACK

GE5Z1

#TT14 BLACK/WHITE

GE5Z1

#WL27 YELLOW/BLACK

GE5Z1

#WL56 RED/SILVER

GE5Z1

#TT05 BURGUNDY/BLK

GE5Z1

#TT16 MET GOLD/BLK

GE5Z1

#WL37 GREEN/BLACK

GE5Z1

#WL62 COZUMEL/BLK

GE5Z1

#TT06 RED/BLACK

GE5Z1

#TT18 RED/SILVER

GE5Z1

#WL39 BLACK/WHITE

GE5Z1

#WL63 RUST/BLACK

GE5Z1

#TT07 BLUE/BLACK

GE5Z1

#TT20 MOSS/BLACK

GE5Z1

#WL41 MET GOLD/BLK

GE5Z1

#WL64 GUN MTL/BLK

GE5Z1

#TT08 WHITE/BLACK

GE5Z1

#TT22 BLUE/SILVER

GE5Z1

#WL42 DRK GRN/BLK

GE5Z1

#WL67 SOLID BLACK

GE5Z1

#TT09 TAN/BLACK

GE5Z1

#TT24 GREEN/BLACK

GE5Z1

#WL43 COPPER/BLACK

GE5Z1

#WL68 SOLID WHITE

GE5Z1

#TT10 PURPLE/BLACK

GE5Z1

#TT25 GUN METAL/BLK

GE5Z1

#WL44 BLUE/BLACK

GE5Z1

#WL69 SOLID CHROME

FUEL SYSTEMS

ENGINE/GASKETS

EXHAUST

DRIVE LINE HANDLING

ELECTRICAL

WATERLINE/BILGE

STEERING & CONTROLS

BODY

ACCESSORIES

SERVICE TOOLS/HARDWARE

CHEMICAL



Factory Matched Number Kits that resist fuel, fading and scratches. UV coated for shine and protection from the sun. Includes 4 sets of A-Z, 0-9. Total of 146 decals. Size 3" letters.



Series 320

320 Series	Part No.
Silver Glitter/Black	SISPK320
Gold Glitter/Black	GOSPK320

Series 200



200 Series Gradation	Part No.
Blue/Black	BLBKG200
Beige/Black	BRBKG200
Chrome/Black	CHBKG200
Red/Black	REBKG200
Burgundy/Black	RUBKG200
Silver/Black	SIBKG200
Forrest Green/Black	TEBKG200
Yellow/Black	YEBKG200
Yellow/Purple	YEPUG200

Series 300



300 Series Gradation	Part No.
Blue/Black carbon	BLBKG300
Beige/Black carbon	BRBKG300
Chrome/Black carbon	CHBKG300
Red/Black carbon	REBKG300
Burgundy/Black carbon	RUBKG300
Silver/Black carbon	SIBKG300
Forrest Green/Black cb	TEBKG300
White/Black carbon	WHBKG300
Yellow/Black carbon	YEBKG300



Custom Lettering Kit


1" Custom Letter Kit	Part No.
White	2400W
Black/Red	2410B
Chrome	2420C



Sticker-On! Decal Application Fluid
No more bubbled on or wrinkled decals.

Sticker-Off! Decal Adhesive Remover
Removes messy sticker residue.

Description	Part No.
Sticker-On 2 oz.	964
Sticker-On 16 oz. Shop Size	963
Sticker-Off 2 oz.	965



CARBON FIBER NUMBER PLATE BACKGROUNDS

Add style to your number plate background and still be race legal. 3 backgrounds per package.

Style	Yellow	White	Orange
Precut	7248	7249	—
Slanted	8248	8249	8251
Univ.	9248	9249	9251



RACING NUMBERS

3 per package. 8" Tall. Black color only.

Number	Part	Number	Part
#0	H1310	#5	H1315
#1	H1311	#6	H1316
#2	H1312	#7	H1317
#3	H1313	#8	H1318
#4	H1314	#9	H1319

FUEL SYSTEMS
ENGINE/GASKETS
EXHAUST
DRIVE LINE HANDLING
ELECTRICAL
WATERLINE/BILGE
HANDLEBARS & CONTROLS
BODY
ACCESSORIES
SERVICE TOOLS/HARDWARE
CHEMICAL




RACE JOHN & JACKET

JRM3100

Color: Red, Blue, Black

Sizes: M, L, XL

- Re-designed from top to bottom for 2003!
- 3/2mm Neoprene construction
- The most advanced PWC suit ever made
- Zip-free design
- JetPilot Flex-Lite rubber
- Clean finish velcro shoulder on John
- Impact & abrasion resistant, foam-injected & heat-welded knee pads
- Hidden inner shin impact pad
- Zipperless Flex-Lite jacket
- Lycra stretch panel in jacket
- **THE BAR HAD BEEN RAISED...ONCE AGAIN**



REDLINE RACE JOHN & JACKET

Part No.

Red/Black	Medium	JRM3100-RD-M
Red/Black	Large	JRM3100-RD-L
Red/Black	X-Large	JRM3100-RD-XL
Blue/Black	Medium	JRM3100-BU-M
Blue/Black	Large	JRM3100-BU-L
Blue/Black	X-Large	JRM3100-BU-XL
Black/Grey	Medium	JRM3100-BK-M
Black/Grey	Large	JRM3100-BK-L
Black/Grey	X-Large	JRM3100-BK-XL



SIDE ENTRY VEST

JRM3200

Color: Red, Blue, Black

Sizes: S/M, L/XL

- Patented side entry design
- New improved 3 buckle design
- High quality PVC foam
- Heavy duty coated nylon
- Lanyard clip
- U.S.C.G. approved



REDLINE SIDE ENTRY VEST

Part No.

Red/Black	Small/Medium	JRM3200-RD-S/M
Red/Black	Large/X-Large	JRM3200-RD-L/XL
Blue/Black	Small/Medium	JRM3200-BU-S/M
Blue/Black	Large/X-Large	JRM3200-BU-L/XL
Black/Grey	Small/Medium	JRM3200-BK-S/M
Black/Grey	Large/X-Large	JRM3200-BK-L/XL

SIDE ENTRY III 
PATENTED DESIGN

FUEL SYSTEMS

ENGINE/GASKETS

EXHAUST

DRIVE LINE HANDLING

ELECTRICAL

WATERLINE/BILGE

STEERING & CONTROLS

BODY

ACCESSORIES

SERVICE TOOLS/HARDWARE

CHEMICAL



4-BUCKLE VEST

JRM3201

Color: Black

Sizes: M, L, XL

- 4 buckle design
- High quality PVC foam front
- Heavy duty coated nylon
- Lanyard clip
- U.S.C.G. approved



3-BUCKLE VEST

JRM3201

Color: Black

Sizes: S/M, L/XL

- 3 buckle design
- Heavy duty coated nylon
- Lanyard clip
- U.S.C.G. approved



4-BUCKLE VEST

Part No.

Black/Grey	Medium	JRM3201-BK-M
Black/Grey	Large	JRM3201-BK-L
Black/Grey	X-Large	JRM3201-BK-XL

3-BUCKLE VEST

Part No.

Black/Grey	Small/Medium	FRM3201-BK-S/M
Black/Grey	Large/X-Large	FRM3201-BK-L/XL



RP1 FULL FINGER GLOVE

- 1mm Ultra Thin Neoprene
- Lycra Finger Gussets
- Rubberized Pro Grip Thumb Panel
- Double Stitched in High Stress Areas
- SuperTack PVC Finger/Palm Print
- Durable 2-Ply Padded Clarino Palm
- Adjustable Velcro/Rubber Wrist Closure
- Molded Rubber Finger Protection Patches
- Embossed Knuckle and Wrist Panels

FULL GLOVE

Part No.

Blue	Medium	JRM2300-BU-M
Blue	Large	JRM2300-BU-L
Blue	X-Large	JRM2300-BU-XL

FULL GLOVE

Part No.

Yellow	Medium	JRM2300-Y-M
Yellow	Large	JRM2300-Y-L
Yellow	X-Large	JRM2300-Y-XL

FULL GLOVE

Part No.

Gray	Medium	JRM2300-G-M
Gray	Large	JRM2300-G-L
Gray	X-Large	JRM2300-G-XL



Actual Color

2MM SPRING

FRM3201

Color: Black Only

Sizes: M, L, XL


- Anatomical design
- Strong, rash-free Flush-Loc stitching
- U.V. Protection

2MM SPRING

Part No.

Black/Grey	Medium	JRM3103-BK-M
Black/Grey	Large	JRM3103-BK-L
Black/Grey	X-Large	JRM3103-BK-XL

Photo for design reference only.



FUEL SYSTEMS

ENGINE/GASKETS

EXHAUST

DRIVE LINE HANDLING

ELECTRICAL

WATERLINE/BILGE

STEERING & CONTROLS

BODY

ACCESSORIES

SERVICE TOOLS/HARDWARE

CHEMICAL

FUEL SYSTEMS
ENGINE/GASKETS
EXHAUST
DRIVE LINE HANDLING
ELECTRICAL
WATERLINE/BILGE
STEERING & CONTROLS
BODY
ACCESSORIES
SERVICE TOOLS/HARDWARE
CHEMICAL



RACE LACE UP BOOT

JRM3401

Color: Silver
Sizes: 9, 10, 11, 12

- Lace up design
- Improved materials & construction for 03
- 4mm inner attached neoprene sock
- Reflective material on outer shoe
- Rubberized toe & heel cap
- Heel cup support
- New blue color now available
- Designed by team: JetPilot

RACE LACE UP BOOT		Part No.
Silver	Size 9	JRM-3401-9
Silver	Size 10	JRM-3401-10
Silver	Size 11	JRM-3401-11
Silver	Size 12	JRM-3401-12



HYDRO SHOE

FRM3400

Color: Black
Sizes: 7, 8, 9, 10, 11, 12

- 1.5mm neoprene upper
- Durable/breathable mesh
- Non-marking outsole
- Heel cup support
- Elastic ankle opening

HYDRO SHOE		Part No.
Black	Size 7	FRM-3400-7
Black	Size 8	FRM-3400-8
Black	Size 9	FRM-3400-9
Black	Size 10	FRM-3400-10
Black	Size 11	FRM-3400-11
Black	Size 12	FRM-3400-12



LACE UP HYDRO SHOE

JRM3400

Color: Black
Sizes: 7, 8, 9, 10, 11, 12

- ALL new for 2003
- Designed for all types of water applications
- Integrated lace-up support system
- Inner neoprene stability sock
- Neoprene & mesh upper
- Anatomically molded sole
- Rubberized toe & heel cap
- Heel cup support
- New blue color now available
- Designed by team: JetPilot

RACE LACE HYDRO SHOE		Part No.
Black	Size 7	JRM-3400-7
Black	Size 8	JRM-3400-8
Black	Size 9	JRM-3400-9
Black	Size 10	JRM-3400-10
Black	Size 11	JRM-3400-11
Black	Size 12	JRM-3400-12



2MM TOUR COAT

FRM3102

Color: Black
Sizes: M, L, XL, XXL

- 2mm neoprene throughout
- .5mm neoprene hood
- Large .5mm front pockets
- Plush lined inner hood & pockets
- Drainage holes in hood & pockets
- Designed for multiple wet/dry applications

2MM TOUR COAT		Part No.
Black	Medium	FRM-3102-M
Black	Large	FRM-3102-L
Black	X-Large	FRM-3102-XL
Black	XX-Large	FRM-3102-XXL



THE CROWN JEWEL

FRM3107

Color: Red, Black
Sizes: 7, 8, 9, 10, 11, 12

- 100% stretch nylon
- Flex-Lite stretch neoprene inner (so sick!!)
- Protect yourself from jewel freeze!!!

BOARDSHORTS		Part No.
Red	Size 28	FRM-3107-28-RD
Red	Size 30	FRM-3107-30-RD
Red	Size 32	FRM-3107-32-RD
Red	Size 34	FRM-3107-34-RD
Red	Size 36	FRM-3107-36-RD
Red	Size 38	FRM-3107-38-RD

**FLEX-LITE
INNER NEOPRENE!**



BOARDSHORTS		Part No.
Black	Size 28	FRM-3107-28-BK
Black	Size 30	FRM-3107-30-BK
Black	Size 32	FRM-3107-32-BK
Black	Size 34	FRM-3107-34-BK
Black	Size 36	FRM-3107-36-BK
Black	Size 38	FRM-3107-38-Bk

METAL TEE

WHITE



DIGITIZED TEE		PART NO.
Medium	JXA21090-M	
Large	JXA21090-L	
X-Large	JXA21090-XL	

CLASSIC TEE

NAVY



CLASSIC TEE		PART NO.
Medium	JXA21000-M	
Large	JXA21000-L	
X-Large	JXA21000-XL	

FREEDOM TEE

YELLOW



FREEDOM TEE		PART NO.
Medium	JXA21040-M	
Large	JXA21040-L	
X-Large	JXA21040-XL	

JP INNOVATION TEE

RED



INNOVATION TEE		PART NO.
Medium	JXA21010-M	
Large	JXA21010-L	
X-Large	JXA21010-XL	

METAL II TEE

BLACK



METAL II TEE		PART NO.
Medium	JXA-3106-BK-M	
Large	JXA-3106-BK-L	
X-Large	JXA-3106-BK-XL	

SIGNATURE TEE

RED



SIGNATURE TEE		PART NO.
Medium	JXA-3107-RD-M	
Large	JXA-3107-RD-L	
X-Large	JXA-3107-RD-XL	

ROCK & ROLL TEE

WHITE



ROCK & ROLL TEE		PART NO.
Medium	JXA-3105-WT-M	
Large	JXA-3105-WT-L	
X-Large	JXA-3105-WT-XL	

FUTURE ICON TEE

PUTTY



FUTURE ICON TEE		PART NO.
Medium	JXA-3101-PTY-M	
Large	JXA-3101-PTY-L	
X-Large	JXA-3101-PTY-XL	

METAL HAT

BLACK, RED • FLEXFIT™



METAL HAT		PART NO.
Black	S/M	JXA-3202-BK-S/M
Black	L/XL	JXA-3202-BK-L/XL
Red	S/M	JXA-3202-RD-S/M
Red	L/XL	JXA-3202-RD-L/XL

RIDER ESSENTIALS HAT

DK. GREY, STONE • FLEXFIT™



RIDER ESSENTIALS HAT		PART NO.
Dark Grey	S/M	JXA-3203-DG-S/M
Dark Grey	L/XL	JXA-3203-DG-L/XL
Stone	S/M	JXA-3203-ST-S/M
Stone	L/XL	JXA-3203-ST-L/XL

CORPO HAT

NAVY, GREY



CORPO HAT		PART NO.
Navy		JXA-2203-NY
Grey		JXA-2203-GY

SIDEWAYS SHORT SLEEVE LYCRA SHIRT



SS LYCRA SHIRT		PART NO.
Silver	M	JXA-3502-SL-M
Silver	L	JXA-3502-SL-L
Silver	XL	JXA-3502-SL-XL
Navy	M	JXA-3502-NV-M
Navy	L	JXA-3502-NV-L
Navy	XL	JXA-3502-NV-XL

SIDEWAYS LONG SLEEVE LYCRA SHIRT



L/S LYCRA SHIRT		PART NO.
Silver	M	JXA-3501-SL-M
Silver	L	JXA-3501-SL-L
Silver	XL	JXA-3501-SL-XL
Navy	M	JXA-3501-NV-M
Navy	L	JXA-3501-NV-L
Navy	XL	JXA-3501-NV-XL

JET PILOT 2002 MODELS

Limited quantities, limited sizes & limited colors.
Ask for availability & special prices.



RP1 JOHN & JACKET Part No.

Blue/Yellow	Medium	JRM2100-BU/Y-M
Blue/Yellow	Large	JRM2100-BU/Y-L
Blue/Yellow	X-Large	JRM2100-BU/Y-XL

Black/Silver	Medium	JRM2100-BK/S-M
Black/Silver	Large	JRM2100-BK/S-L

Navy/Orange	Medium	JRM2100-N/O-M
Navy/Orange	Large	JRM2100-N/O-L
Navy/Orange	X-Large	JRM2100-N/O-XL

RP1 4 BUCKLE LIFE VEST



RP1 4 BUCKLE VEST Part No.

Blue/Yellow	Medium	JRM2201-BU/Y-M
Blue/Yellow	Large	JRM2201-BU/Y-L
Blue/Yellow	X-Large	JRM2201-BU/Y-XL

Black/Silver	Medium	JRM2201-BK/S-M
Black/Silver	Large	JRM2201-BK/S-L
Black/Silver	X-Large	JRM2201-BK/S-XL

Navy/Orange	Medium	JRM2201-N/O-M
Navy/Orange	Large	JRM2201-N/O-L
Navy/Orange	X-Large	JRM2201-N/O-XL

STANCE L/S LYCRA SHIRT



L/S LYCRA SHIRT MEN'S PART NO.

Black	Medium	WRM2501S-BK-M
Black	Large	WRM2501S-BK-L
Black	X-Large	WRM2501S-BK-XL
White	Medium	WRM2501S-WT-M
White	Large	WRM2501S-WT-L
White	X-Large	WRM2501S-WT-XL

STANCE S/S LYCRA SHIRT



- FLUSH-LOC Seam Construction
- 4 Way Stretch Lycra
- U.V. Protection

S/S LYCRA SHIRT MEN'S PART NO.

Black	Medium	WRM2502S-BK-M
White	Medium	WRM2502S-WT-M
White	Large	WRM2502S-WT-L
White	X-Large	WRM2502S-WT-XL

FREERIDE TRUNK MEN'S



FREERIDE TRUNK (Men's) Part No.

Black	Medium	FRM2107-BK-M
Black	Large	FRM2107-BK-L
Blue	Medium	FRM2107-BU-M
Blue	X-Large	FRM2107-BU-XL

FUEL SYSTEMS
 ENGINE/GASKETS
 EXHAUST
 DRIVE LINE HANDLING
 ELECTRICAL
 WATERLINE/BILGE
 STEERING & CONTROLS
 BODY
 ACCESSORIES
 SERVICE TOOLS/HARDWARE
 CHEMICAL



HOT PRODUCTS APPAREL & ACCESSORIES

FUEL SYSTEMS
ENGINE/GASKETS
EXHAUST
DRIVE LINE HANDLING
ELECTRICAL
WATERLINE/BILGE
STEERING & CONTROLS
BODY
ACCESSORIES
SERVICE TOOLS/HARDWARE
CHEMICAL

CHECKERED FLAG TEE

White



Description	Part No.
Checker Flag Tee	70-9008-XL

HOT RACING TEE

Navy



Description	Part No.
Hot Racing Tee	70-9016-XL

TAPERED LOGO TEE

Yellow



Description	Part No.
Tapered Logo Tee	70-9012-XL

MONKEY GRIP TEE

Tan



Description	Part No.
Monkey Grip Tee	70-9050-XL

HP LOGO TEE

Yellow, Red



Description	Part No.
HP Logo Tee, Yellow	70-9080XL
HP Logo Tee, Red	70-9081-XL

CHECKER FLAG SWEAT SHIRT

White, Ash



Description	Part No.
White	70-9011-XL
Ash	70-9009-XL

HOT RACING LOGO SWEAT SHIRT

Navy



Description	Part No.
Sweat Shirt	70-9017-XL
Hooded Sweat Shirt	70-9027-XL
Hooded Sweat Shirt	70-9027-L
Hooded Sweat Shirt	70-9027-M

HOT RACING LOGO MECHANIC APRON

Navy, Red



Description	Part No.
Navy	70-9018-NVY
Red	70-9018-RED

HOT EMBROIDERED CAP

Navy



Description	Part No.
Embroidered Cap	70-9005



Die Cut Decal Size	White	Black
4" x 16"	70-9151	70-9152
5" x 24"	70-9153	70-9154

Die Cut Decal Size	White	Black
3.5" x 12"	70-9132	70-9133
6.5" x 23"	70-9136	70-9137



HOT PRODUCTS DECAL SHEET


Part No. 70-9145



HOT PRODUCTS RACE BANNER

Description	Part No.
2' x 5' Race Banner	70-9140

VIDEO TAPES



ERIC "CYCLONE" MALONE VIDEO

Part No. 71-0005



WAVE CHALLENGE VIDEO

Part No. 71-0011




FREE LOADER VIDEO

Part No. 71-0010



COASTAL RAGE JET ADDICTION VIDEO

Part No. 71-0012



BRAZIL WAVE CUP III VIDEO

Part No. 71-0007



ALESSANDER LENZI VOL. 1 VIDEO

Part No. 71-0009



ALESSANDER LENZI VOL. 2 VIDEO

Part No. 71-0006



ALESSANDER LENZI VOL. 3 VIDEO

Part No. 71-0008



2002 WORLD FINAL VIDEO

Part No. WORLDFINAL02

FUEL SYSTEMS

ENGINE/GASKETS

EXHAUST

DRIVE LINE HANDLING

ELECTRICAL

WATERLINE/BILGE

STEERING & CONTROLS

BODY

ACCESSORIES

SERVICE TOOLS/HARDWARE

CHEMICAL



GOGGLE GRIP

This product helps to hold goggle in place when you are on the water with a helmet. Made with plastic and backed with 3-M Peel & Stick.

Description		Part No.
Goggle Grip	Clear	70-4040
Goggle Grip	Black	70-4041
Goggle Grip	Silver	70-4042
Goggle Grip	Chrome	70-4043

BLU EYE

eyewear

MADE IN AUSTRALIA

Slim



Wide



Soft Rubber frame for comfort and safety. Impact resistant polycarbonate lens. Interchangeable colored lenses to provide for a variety of light conditions. Adjustable clip and elastic strap for comfort and safety. Lenses provide maximum UVA and UVB protection.

Blu Eye Tadpole Goggles	Part No.
Slim	BETP-01
Wide	BETP-02



ZAN 1 WATERCRAFT GOGGLE

- Quality molded foam for comfort
- Floats in water
- 1.5mm Antifog lens
- Made in Italy

Description	Part No.
Zan1 Watercraft Goggle	100213-01



NEW SPEC FLOATS

Available colors:
Purple, Red, Yellow & Black

Description	Part No.
New Spec Floats for Sunglasses	58-2524



FUEL SYSTEMS
ENGINE/GASKETS
EXHAUST
DRIVE LINE HANDLING
ELECTRICAL
WATERLINE/BILGE
STEERING & CONTROLS
BODY
ACCESSORIES
SERVICE TOOLS/HARDWARE
CHEMICAL

FUEL SYSTEMS
ENGINE/GASKETS
EXHAUST
DRIVE LINE HANDLING
ELECTRICAL
WATERLINE/BILGE
STEERING & CONTROLS
BODY
ACCESSORIES
SERVICE TOOLS/HARDWARE
CHEMICAL



BACK DEFLECTOR

Designed for stand-up watercraft.
Made in Italy.

Description	Part No.
Back Deflector	100201



LEG DEFLECTOR

Made in England

Description	Part No.
Leg Deflector	70-4012



LEG DEFLECTOR

Made with polycarbonate.
Made in Italy

Description	Part No.
Leg Deflector	1002RACE-02



ECONO TYPE BACK DEFLECTOR

Description	Part No.
Back Deflector (available in Black only)	70-4008



BACK DEFLECTOR FOR JR. OR LADIES

Description	Part No.
Back Deflector For Junior or Ladies	70-4011



DETACHABLE PADS

Constructed of soft foam with adhesive backed Velcro. Can be removed and re-applied by Velcro system. Pads for riding comfort.

Description	Part No.
Detachable Pad	1002PAD



HYDRO-TURF BACK SUPPORT

Description	Part No.
Black S: 24-30	B20-BLK-S
Black M: 29-36	B20-BLK-M
Black L: 35-42	B20-BLK-L
Black XL: 41-48	B20-BLK-XL





FAMILY VESTS — GRANDSPORT EXPRESS

Available in Safety Orange. 200 Denier Nylon shell with PE foam flotation components. USCG Type III.

Description	Part No.
Child	WE82836
Youth	WE82837
Adult	WE82838

FUEL SYSTEMS
ENGINE/GASKETS
EXHAUST
DRIVE LINE HANDLING
ELECTRICAL
WATERLINE/BILGE
STEERING & CONTROLS
BODY
ACCESSORIES
SERVICE TOOLS/HARDWARE
CHEMICAL



LIFESLED FOR PWC RESCUE

Description	Part No.
Lifesled	W20018

We do not carry inventory of these items—special order only.



Lifeguards and public safety agencies around the world are embracing an innovative rescue system that already has saved hundreds of lives, and promises to save thousands more in extreme rough water situations such as ocean storms, heavy surf, rip currents, flooding rivers and other life-threatening situations.

Non-Invasive hookup conveniently attaches LIFESLED to most any PWC without cumbersome rigging or drilling holes.

- ◆ LIFESLED is highly maneuverable. It barely affects low-speed motoring and increases the overall stability of the craft. There is no chance of windmilling or dumping of victim.
- ◆ Bullet-nose allows 45° fish-tail pivot off the PWC transom.
- ◆ 70/30 rails allow sufficient tracking for stability, and still allow the driver to 'break loose' for quick turns.
- ◆ Inexpensive, replaceable nose-guard protects the nose of the sled and the PWC transom.
- ◆ Overall size is sufficient for two adults yet still highly maneuverable. Weighs only 35 lbs.
- ◆ The Swallow-tail design enables easy victim centering when mounting in the water.
- ◆ Hook-up design allows the sled to be folded over the PWC when not in use.



Atlantis®



PRO LANYARDS

Available Colors: Purple, Red, Yellow, Black & Silver

Description	Part No.
Sea Doo	58-2503
Yamaha	58-2502
KPTW (Kawasaki, Polaris, Tiger Shark & Wet Jet)	58-2501



WRIST LANYARDS

Available colors: Purple, Red, Yellow, Black & Silver

Description	Part No.
Sea Doo	58-2512
Sea Doo DESS All 97+ (GTX/SX 96+) -Yellow & Black Only -	58-2514
Yamaha	58-2511
KPTW (Kawasaki, Polaris, Tiger Shark & Wet Jet)	58-2510



ULTRA VEST

Available colors: Purple, Red, Yellow, Black & Silver

Description	Part No.
Sea Doo	58-2508
Sea Doo DESS All 97+ (GTX/SX 96+) — Yellow Only —	58-2515
Yamaha	58-2507
KPTW	58-2506



CLIP ON SAFETY WHISTLE

Available colors: Purple, Red, Yellow & Black

Description	Part No.
Safety Whistle	58-2513



PRO FLOATING Lanyard Wrist Band

Available Colors: Purple, Red, Yellow and Black

Description	Part No.
Pro Floating Lanyard Wrist Band	58-2520



JET LOGIC ULTIMATE PWC Safety Lanyard

The Ultimate PWC safety lanyard has it all!
3 keys to kit ALL brands: Sea Doo, Yamaha, Kawasaki, Polaris, Tiger Shark and Wet Jet.

Description	Part No.
Red	58-2575-RED
Purple	58-2575-PPL

FUEL SYSTEMS

ENGINE/GASKETS

EXHAUST

DRIVE LINE HANDLING

ELECTRICAL

WATERLINE/BILGE

STEERING & CONTROLS

BODY

ACCESSORIES

SERVICE TOOLS/HARDWARE

CHEMICAL



HANDLEBAR PACK

Description	Part No.
Handlebar Pack	69-1002



PWC SADDLEBAG/COOLER

The two large compartments hold 24 12oz. cans and ice, or other belongings.

Description	Part No.
PWC Saddlebag/Cooler	69-1000



"DRY PAK" DRY BAGS

Description	Part No.
9.5" Diam. x 16"	Yellow WB-1
11.5" Diam. x 19"	Yellow WB-4
12.5" Diam. x 28"	Yellow WB-7

VIEWTAINER

Ideal to keep your registration papers safe & dry. They are great to carry small tools/supplies, etc.



Description	Part No.
2" x 6" Red	CC26-RED
2" x 6" Blue	CC26-BLU
2" x 6" Green	CC26-GRN
2" x 6" Orange	CC26-ONG
2" x 6" Yellow	CC26-YLW
2" x 6" Black	CC26-BLK



Description	Part No.
2.75" x 8" Red	CC27508-RED
2.75" x 8" Blue	CC27508-BLU
2.75" x 8" Green	CC27508-GRN
2.75" x 8" Orange	CC27508-ONG
2.75" x 8" Yellow	CC27508-YLW
2.75" x 8" Black	CC27508-BLK



HYDRO-TURF DRY BOX

Description	Part No.
Dry Box 6" x 8.5"	BOX



DRAWSTRING MESH BAG

Size 20" x 30"

Description	Part No.
Drawstring Mesh Bag	69-1003



WATERPROOF LINER

This durable and waterproof 19oz. vinyl dry bag with RF-welded seams, fits most PWD storage compartments. Fill it, roll down to fit the height of the storage compartment, then snap it shut. Locating packed items is easy with see-through material. Load it with beverages and ice and use it as a cooler!
Size: 12" x 6" x 18".

Description	Part No.
Waterproof Liner	SBL-1



FUEL SYSTEMS

ENGINE/GASKETS

EXHAUST

DRIVE LINE HANDLING

ELECTRICAL

WATERLINE/BILGE


STEERING & CONTROLS

BODY

ACCESSORIES SERVICE TOOLS

HARDWARE

CHEMICAL



SPARK PLUG HOLDERS

Spark Plug Holder protects the electrode, maintaining the proper gap.

Description	Part No.
2 per blister pack	SPH-2
40 per countertop display	SPH-40



WATERPROOF FIRST AID KIT WITH VELCRO MOUNT

Description	Part No.
First Aid Kit	59-3419



ACCESSORIES ANODIZED ALUMINUM SPRING HOOKS

They are great for attaching key, phone, camera, tools and other light items to packs, belts, boats and tents. These are light duty, not for mooring, towing, climbing or hanging heavy objects.

Description	Part No.
4 Assorted Spring Hooks	SH-4A



GIANT SNAP HOOK

Perfect for attaching ski lines, dock lines, tow lines, or any rope up to 1/2 inch diameter.

Description	Part No.
Giant Snap Hook	SH-5



BUNGEE DOCK LINES

Airhead Bungee Dock Lines absorb shock to boats, cleats, pylons and other hardware. The bungee cord is hidden inside the rope and acts as a built-in snubber. Two foam floats protect the boat from chafing. 4 feet, stretches to 5-1/2 feet.

Description	Part No.
Bungee Dock Line	AHDL-4



PWC DOCK LINE

There is a 10" loop on the other end of the attaching to dock cleats. Finished length is 7 feet. 2 per clam shell package.

Description	Part No.
PWC Dock Line	PWCP-2



ATLANTIS DOCKING LINES

Made of solid braid, multi-filament polypropylene. The 12' lightweight line features a standard loop at the end, providing a quick and easy way to secure your personal watercraft. Multiple uses: Towing, docking, launching, beaching and anchoring.

Description	Part No.	Description	Part No.
Royal Blue	A1934	Black/White	A1931
Red	A1938	Red/White	A1939
Navy	A1944	Blue/White	A1943





ATLANTIS ANCHOR BAG

Description	Part No.
Anchor Bag (regular)	59-3410
Big Anchor Bag for four seaters or jet boats	A2394



ATLANTIS STAKE ANCHOR

Description	Part No.
Stake Anchor	59-3411



ATLANTIS NAVY ANCHOR W/BAG

Description	Part No.
Navy Anchor w/Bag	59-3412



COMPLETE FOLDING ANCHOR SYSTEM

3-1/3 Lb 4-fluke folding anchor and 25ft. long marine grade rope.

Description	Part No.
Complete Anchor System	A-2



3"X5" ROPE FLOAT

Fits 1/2" rope.

Description	Part No.
Red/White	A-1974
Blue/White	A-1975
Yellow/White	A-1976



MULTI-VALVE

The Airhead Multi-Valve is a combination Boston Valve/Shraeder Valve assembly that easily screws into standard Boston Valve threads. Inflate your favorite water toys quickly with the Shraeder Valve at your local gas station or marina. Or, screw off the Shraeder Valve and inflate or quickly deflate with the Boston Valve.

Description	Part No.
Multi Valve	AHMV-1



VICTOR SHELDON



20" DIAMETER BUOY

The affordable alternative! These durable 20" diameter inflatable buoys are perfect for marking anchors, moorings, hazards, swimming areas, or for setting up a personal watercraft or sailboat race course. They deflate quickly and easily for space efficient storage.

Description	Part No.
Yellow Buoy 20"	B-20Y
Red Buoy 20"	B-20R

FUEL SYSTEMS
ENGINE/GASKETS
EXHAUST
DRIVE LINE HANDLING
ELECTRICAL
WATERLINE/BILGE
STEERING & CONTROLS
BODY
ACCESSORIES
SERVICE TOOLS/HARDWARE
CHEMICAL

FUEL SYSTEMS
ENGINE/GASKETS
EXHAUST
DRIVE LINE HANDLING
ELECTRICAL
WATERLINE/BILGE
STEERING & CONTROLS
BODY
ACCESSORIES
SERVICE TOOLS/HARDWARE
CHEMICAL



20' TOW ROPE

Description 20' Tow-Rope
Part No. TR-20



WATER SKI ROPE

It's 60 feet long, with a 15 foot take-off section for wakeboarding.

Description Water Ski Rope
Part No. WSR-6045



WATER TOY TOW ROPE

This top quality 16 strand, 3/8" tow rope is 50 feet long.

Description Water Toy Tow Rope
Part No. WTR-50



HOOK-UP ROPE

The easy way to quickly attach and detach your ski or tube ropes to your PWC or boat. Just snap them on or off to change ropes.

Description Single Hook-Up Rope
Part No. 59-3445



4000LB TUBE ROPE

This heavy duty 9/16" x 60ft. tube rope is rated at over 4375 lbs. tensile strength for 3 and 4 riders.

Description 4000lb Tube Rope
Part No. AHTR-4000



HEAVY DUTY TUBE ROPE

This heavy tournament quality 3/8" 16-strand braided tow rope is rated at 2375 lbs. tensile strength for 1 and 2 riders. 60 feet.

Description Deluxe Tube Rope
Part No. AHTR-60



STIK-A-FLAG™ SKIER DOWN FLAG

The bright orange 420 denier nylon skier down flag is mounted to a 24" flag. PWC's with Kwik Tek's giant 3-1/4" suction cup. Required in AZ, CA, CO, ID, MO, NE, NM, OR, TX, UT & WA. Recommended everywhere for safety.

Description Skier Down Flag
Part No. SAF-1



IMPELLER PROTECTOR & KICK-BACK PROTECTOR

Keep ski ropes away from impellers and propellers and protect boat passengers from ski rope kick-back.

Description 24" long for PWC
48" long for boats
Part No. 59-3446
59-3447



TRANSOM MOUNT SKI TOW

Our transom-mount ski tow is made from highly polished 304 stainless steel. A full stainless steel back plate distributes pressure evenly to prevent gel coat crazing. Tows are supplied with stainless steel nuts and star lock washers.

Description 3/8" stock, 2-1/2" diam
4" legs, 2-1/2" transom
Part No. 59-3437



AIRHEAD STORM

Storm gives you a great ride at great price! 56" diameter. Two heavy duty molded handles provide a great grip. Designed for 1 rider.

Description	Part No.
Airhead Storm	AHST-1



AIRHEAD BLAST

Blast's 4 neoprene knuckle guards and deluxe tubular webbing-covered handles provide a sure and comfortable grip. Designed for 1 rider. 54" round. #1 selling tube.

Description	Part No.
Airhead Blast	AHBL-1



AIRHEAD SLICE

You'll really slice up the water with this 60" diameter low profile towable! It's easy to climb onto Slice from water; it's only 6" high at the back. Designed for 1 or 2 riders.

Description	Part No.
Airhead Slice	AHSL-4



AIRHEAD VIPER

The 4 nylon-wrapped handles with molded EVA knuckle guards provide a comfortable grip. 74" x 74". Designed for 2 riders.

Description	Part No.
Airhead Viper	AHVI-1



HOT DOG

8-1/2 feet long x 44" wide. Hot Dog has deluxe nylon-wrapped handles with neoprene knuckle guards and neoprene seat pads for comfort and to help you stay on top. For 1 to 3 riders.

Description	Part No.
Hot Dog	HD-3



SPACE SHUTTLE MTV™

The inflated size of the craft is 6 ft. x 6 ft. with 19" sidewalls. A cargo net is included to secure your gear. Eight soft foam handles ensure a confident hold for up to 4 passengers.

Description	Part No.
Space Shuttle MTV	SS-1

FUEL SYSTEMS
ENGINE/GASKETS
EXHAUST
DRIVE LINE HANDLING
ELECTRICAL
WATERLINE/BILGE
STEERING & CONTROLS
BODY
ACCESSORIES
SERVICE TOOLS/HARDWARE
CHEMICAL

NEW IMPROVED ROLLEEZ PERSONAL WATERCRAFT DOLLY

New improved strong super-elastic tires allow the Roleez Dolly to roll over sands even better than asphalt.




Improvements to the Rolleez Wheels:

Tire: Material changed from PVC to Polyurethane.

- Greatly increased durability and puncture resistance.
- Excellent “memory” — returns to original shape after loading.
- Broad operating temperature range, -30 to 100°C
- Air valve changed from “Needle” style to Schrader—prevents leaks and easy to inflate without special ball needle tip.

Hub: Material changed from brittle plastic to Light Gray Polypropylene.

- Stronger, simplified 2 piece design with 4 Stainless Steel Bolts and nylon nuts.
- Stainless Steel ball bearings encased, replaceable, self-lube housing
- Wheel is 20% lighter than PVC yet with increased payload capacity.



Description	Part No.
PWC Dolly 24 (4 Wheels)	RZ1-PWC-D24
PWC Dolly 36 (6 Wheels)	RZ1-PWC-D36
Wheel only	RZ1-PU49-GC
PWC Winch Kit	RZ1-PWCWK
PWC ATV Hitch Kit	RZ1-ATVHK

FACTORY ZERO “LAUNCHER” 2-WHEEL TOTE



- 2-Wheel Tote for Stand-Up Ski.
- Made of special heavy-duty aluminum tube.
- Assemble and disassemble without tools.
- One person launch and load easily.

Description	Part No.
Launcher Two Wheel Tote	J-130S



VP UTILITY JUG

Strong rigid construction.
Made of high density polyethylene.
Five gallon capacity

Description	Part No.
White	59-3450
Red	59-3451
Blue	59-3452



FILLER HOSE & VP JUG CAPS



Description	Part No.
Filler Hose Kit w/Screw Cap	59-3456
Replacement Jug Cap Black	59-3458
Replacement Vent Cap Black	59-3459



FILLER HOSE WITH VALVE

Filler Hose with flow control valve prevents spillage

Description	Part No.
Filler Hose with valve	59-3422



CARBON TECH FUEL TAGS

Can't remember if you put oil in the gas? Get one of these fuel tags. These plastic tags state "unmixed" on one side and "mixed" on the other side.

Description	Part No.
Carbon Tech Fuel Tag	FT1



DAS PUMP FINGER TIP PUMP

Description	Part No.
DAS Pump	57-4045



DELUXE SIPHON PUMP

Description	Part No.
Deluxe Siphon Pump	59-0440

FUEL SYSTEMS

ENGINE/GASKETS

EXHAUST

DRIVE LINE HANDLING

ELECTRICAL

WATERLINE/BILGE

STEERING & CONTROLS

BODY

ACCESSORIES

SERVICE TOOLS/HARDWARE

CHEMICAL

BILLET JUG BREATHER

Fits most 5 gallon utility jugs. Simple one touch operation. Pull up to open, push down to shut off.

Description	Part No.
For Scribner Jugs Blue	02-001
For Scribner Jugs Red	02-002
For Scribner Jugs Silver	02-003
For VP Jugs Red	02-004



OUTWEARS FILTERED FUNNELS

Outwears Fuel Funnels, when used in conjunction with their water repellent pre-filters, will help prevent water, debris, etc. from entering your tank during refueling. Pre-mix is not a problem! Fuel funnels are available in two sizes.



Description	Part No.
Complete Unit Funnel & Pre-Filter 6qt.	59-3460
Complete Unit Funnel & Pre-Filter 2qt.	59-3462



HARDLINE FUELTANK BIBB

Synthetic cloth absorbs fuel and oil but not water and is reusable. Use the Fuel Bibb to protect your vehicle and the environment when refueling. Mandatory for off-shore racing and refueling.

Description	Part No.
Fuel Tank Bibb	59-3421




AC RACING BEACH STAND

Thick wall tubing and heavy gauge angle aluminum construction. Excellent durability.

Description	Part No.
2-seater craft	59-4005
Stand-Up Craft	59-4000



BUNK MATES FOR TRAILERS



Bunk Mates are made from an exclusive material called TDS that helps your heavy PWC glide effortlessly on and off your carpeted trailer bunks. Bunk Mates come 6 pieces to a set. Strips are 12" long x 2" wide.

Description	Part No.
Black (set of 6)	59-0202-BLK
Yellow (set of 6)	59-0202-YLW
White (set of 6)	59-0202-WHT



SURE TIE PULL-UP CLEAT

High tech self-retracting, stainless steel spring loaded design.

Description	Part No.
Sure Tie Pull-Up Cleat	TS-69



HOOK-IT TIE DOWN MOUNT

Patented hook retainer eliminates unhooking. Provides a location to tie down your watercraft where you want it.

Description	Part No.
Hook-It Tie Down Mount	TS-65



YAMAHA TIE DOWN PIN

The tie down pin can be used to which your boat on your trailer, attach a docking line, attach anchor, or tie down your Yamaha. Just drop the pin in your front or rear bow eye.

Description	Part No.
Yamaha Tie Down Pin	59-3438



ANCR WATERCRAFT TRAILER TIE DOWNS

Fits all PWC with 3/4" Bow Eyes.

Description	Single Hook	Double Hook
Black	59-3404-BLK-S	59-3404-BLK-D
Purple	59-3404-PPL-S	59-3404-PPL-D
Pink	59-3404-PNK-S	59-3404-PNK-D
Lime Green	59-3404-GRN-S	59-3404-GRN-D



SKEEKEEPER TIE DOWNS

Fits all PWC with 5/8" or 3/4" Bow Eyes. Available in Single or Double Hook.

Description	Part No.
Single Hook	TS-60-BLK
Double Hook	TS-62-BLK



TRIPLE HOOK RATCHET TIE DOWN 8 FEET LONG WITH SOFT HOOK

A ratchet is the only way to get your PWC tied down to the trailer tight with only one tie down. 3 coated hooks, a "soft hook" and the 8 foot length make this the universal tie down for ALL PWC's and trailers. Color: Black.

Description	Part No.
Trailer Tie Down	59-3406




POWERTYE TIE DOWNS

Made from high quality 4500lb. test nylon strap with rubber coated hooks. Made in USA

Description	Part No.
Black	59-3425
Navy Blue	59-3428
Silver	59-3429

FUEL SYSTEMS
ENGINE/GASKETS
EXHAUST
DRIVE LINE HANDLING
ELECTRICAL
WATERLINE/BILGE
STEERING & CONTROLS
BODY
ACCESSORIES
SERVICE TOOLS/HARDWARE
CHEMICAL



WATERPROOF "OVER 80" LOW PROFILE TRAILER LIGHT AND WIRE KIT

- Sealed capsule protects bulbs from corrosion and thermoshock failure.
- Contains two waterproof "over 80" tail lamps, two sealed amber side marker lamps, license plate bracket, 25' wishbone wire harness, 4' trunk connector, hardware and installation instructions.



Descriptions	Part No.
"Over 80" Low Profile Trailer Light & Wire Kit	WB-007509
Sealed Tail Lamp Capsule	WB-003348
Lens Set (Tail and Side Marker)	WB-003336
8-Function Tail Lamp Roadside (LH)	WB-003026
7-Function Tail Lamp Curbside (RH)	WB-003076



SUBMERSIBLE "UNDER 80" TAIL LAMP AND WIRE KIT

- Proven "Bell Jar" principle keeps water away from bulbs during launching and loading.
- Contains two submersible under 80 tail lamps, two "stud mount" marker lamps, license plate bracket, 25' wishbone wire harness, 4' trunk connector, hardware and installation instructions.

Descriptions	Part No.
"Under 80" Tail Lamp & Wire Kit	WB-007590
Lens, Tail Lamp	WB-403335
Lens, Side Marker, Red	WB-003337
Lens, Side Marker, Amber	WB-003338
7-Function Tail Lamp, Submersible (LH)	WB-003023
6-Function Tail Lamp, Submersible (RH)	WB-003073



SEALED OVAL TAIL LIGHT

Sonically sealed, polycarbonate lens and housing protect a heavy-duty, shock mounted dual filament bulb.

Description	Part No.
Tail lamp kit, Red	WB-003080
Mounting bracket	WB-106873



SEALED 2.5" ROUND CLEARANCE/MARKER LAMP WITH REFLECTOR

Sonically sealed lamp with Reflex reflector. Amber.

Description	Part No.
Amber SM/Clearance	WB-003385

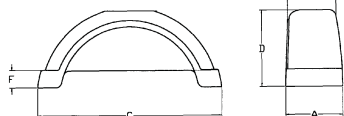


SEALED COMBINATION CLEARANCE/MARKER LAMP

Sonically sealed lamp. Stud mount. Amber, White base. (Reflex reflector is not included)

Description	Part No.
Amber SM/Clearance	WB-003233

PLASTIC FENDERS



Sleek styling makes these products a welcome addition to any trailer. With the abuse trailer fenders take, Wesbar's new molded design can handle temperature extremes, bumps and impacts with ease. High density polyethylene (HDPE) is corrosion proof, and with molded-in color, is mar-resistant. Optional integral step pads are slip resistant and capable of supporting heavy weights to 300lbs.

Tire Size	A	B	C	D	E	F	M(1)	M(2)	M(3)	M(4)	Step	Weight (Approx.)
12	7.50	6.90	33.50	8.75	-	2.50	22.70	4.00	1.500	3.00	-	2 1/2#

Description	Part No.
Style "D" Fenders (Steps on Top & Both Sides)	WB-508572

FUEL SYSTEMS

ENGINE/GASKETS

EXHAUST

DRIVE LINE HANDLING

ELECTRICAL

WATERLINE/BILGE

STEERING & CONTROLS

BODY

ACCESSORIES

SERVICE TOOLS/HARDWARE

CHEMICAL



4-Way Wishbone



4-Way Wunside




4-Way Trunk

ELECTRIC WIRE HARNESS AND CONNECTORS

- Wesbar harnesses conform to all applicable SAE, NMMA and TMA standards.
- Standard 4-way harnesses have an 18" ground wire except where noted.

4-Way Harness	Part No.
4' Trunk Connector	WB-007275
6' Trunk Connector	WB-007272
18" Trailer Connector—Wunside	WB-007285
18" Trailer Connector—Wishbone	WB-007286
25' Trailer Harness—Wishbone	WB-007261
25' Trailer Harness Kit—Wishbone w/Connector	WB-007103
30' Trailer Harness Kit—Wishbone w/Connector	WB-007104
Trunk/Trailer Connector Kit (66")	WB-007270


Trailer Plug Adapters	Part No.
7-Round (Blade) to 5-Flat Female Adapter 8"	WB-007257



WATERPROOF IDENTIFICATION LIGHT BAR

- For vehicles 80" wide or wider.
- Waterproof lamp. Pre-wired with 60" leads.
- Dimensions: 14-1/4" x 1-1/8" x 1"

Description	Part No.
Waterproof Identification Light Bar	WB-003315



LICENSE PLATE BRACKETS

- Choice of either plastic or metal license plate brackets.
- 1/4" mounting holes on 2" centers.


Description	Part No.
Plastic License Plate Bracket	WB-003211
Metal License Plate Bracket, Plated	WB-003213



TRAILER HUB BEARING KITS

- Kit includes 2 bearing cones, 2 bearing cups, grease seal and cotter pin.

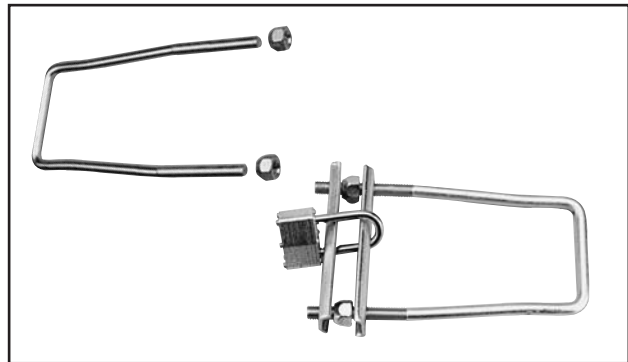
Spindle O.D.	Hub Diameter	Part No.
1"	1.980"	WB-1000700
1-1/16"	1.980"	WB-1060700
1-1/4" x 3/4"	1.781"	WB-125T0700
1-3/8" x 1-1/16"	1.980"	WB-138T0700



HI-MOUNT SPARE TIRE CARRIER

- Adjustable bolt to fit both 4 and 5-lug wheels
- Fits all trailer tongues up to 3" wide by 4" high.

Description	Part No.
Hi-Mount Spare Tire Carrier	STC



ECONOMY SPARE TIRE CARRIERS

- Fits most rim and tire combinations, from 8" through 15" and both 4 and 5-lug wheels.

Description	Part No.
Standard Carrier	WB-008050
Carrier With Lock	WB-008051

FUEL SYSTEMS
ENGINE/GASKETS
EXHAUST
DRIVE LINE HANDLING
ELECTRICAL
WATERLINE/BILGE
STEERING & CONTROLS
BODY
ACCESSORIES
SERVICE TOOLS/HARDWARE
CHEMICAL



BOLT-THRU SWIVEL JACK

- Fits up to 3"x5" trailer frame
- 1500 lbs. Max. capacity
- Zinc-plated steel tubing with 8" caster


Part No. XP15



SNAP RING SWIVEL JACK

- Fits up to 3"x5" trailer frame
- 800 lbs. Max. capacity
- Zinc-plated steel tubing with 6" caster

Part No. TJ503



T903Z
(z-models include strap and hook)

TRAILER WINCH WITH STRAP

- 900 lbs. capacity
- Two-way ratchet with nylon strap (12'x2")
- Zinc-plated finish

Part No. T903Z


FULTON
Performance Products



GORILLA GUARD NEW COUPLER LOCKS

- Universal Trailer Coupler Lock
- Durable Cast Body
- Fits all 1-7/8", 2" & 2-5/16" coupler.

Part No. ULT100



FULTON HITCH LOCK

A. Solid Cast HLO
 B. Brass Body Adjustable BHLO



BEARING PROTECTORS

Bearing Protector/Clam Pack with Covers	Part No.
Hub. Dia. 1.78	<u>BPC1780604</u>
Hub. Dia. 1.98	<u>BPC1980604</u>
Bearing Bra Covers Only	Part No.
Hub. Dia. 1.78	<u>BB17810112</u>
Hub. Dia. 1.98	<u>BB19800112</u>



SAFETY CHAINS AND QUICK LINKS

Safety Chain	
5000 lbs. rating, 72" long	<u>FN74059</u>
Quick Link 5/16" 5000 lbs.	<u>FN74602</u>
Quick Link 1/4" 3500 lbs.	<u>FN74603</u>



TRAILER BALL MOUNTS

Fits receiver hitches with 2"x2" box opening. Black Powder finish.

2" x 2" x 8" 2" Drop	
6000/600(GTW/TW)	<u>BM9260227</u>
2" x 2" x 10" 3-1/4" Drop	
5000/500(GTW/TW)	<u>BM9560227</u>




Made in U.S.A.



TRAILER HITCH BALL

Shank Diameter: 3/4"
 Shank Length: 1-1/2"

1-7/8" Hitch Ball	
Capacity 2000 lbs.	<u>74006PDQ</u>
2" Hitch Ball	
Capacity 3500 lbs.	<u>74008PDQ</u>



SKEEKEEPER BOW PIN

Fits any PWC trailer with a 5/8" bow coupler.

Description	Part No.
Bow Pin	TS67



SKEEKEEPER HITCH PIN

Fits any receiver-style hitch with a 2" insert.

Description	Part No.
Hitch Pin	TS68



Trimax Locks' exclusive internal O-ring and water tight cap seal out moisture and dirt, preventing corrosion. The rugged round key won't bend or break off like flat keys and is impossible to pick. Manufactured from chrome plated hardened steel.



Descriptions	Part No.
1/2" span coupler lock	TC-1
Receiver lock pin 5/8" x 2-3/4" rod	T-3
File Class 3 Trailer Receiver (2' x2")	
Keyed-Alike Receiver and Coupler Lock Pin (TC-1+T-3)	TM-31



STOLTZ BOW STOPS AND SUPER ROLLERS

Stoltz polyurethane rollers and bow stops have non-marking assurance built-in and will not put any marks on your boat. No more hard work cleaning your boat. Made in USA.



PWC-5A

Bow Stop


For PWCs with a vertical hole. Fastens with "U" bolts. 3-1/2" Opening



PWC-9

2" Bow Stop

Fits 2" wide bracket for 1/2" shaft



RP-325

3" End Cap

For 1/2" shaft

Descriptions	Part No.
PWC Bow Stop	PWC-5A
PWC 2" Bow Stop	PWC-9
1/2" Shaft 3" End Cap	RP-325




Made in U.S.A.



WALL-MOUNT JUG RACK


Wall-mount to inside trailer. Works with most jugs. White.

Description	Part No.
Wall-Mount Jug Rack	WMS2W



Offset Base in Use on Your PWC

Description	Part No.
Offset Base 2-Jug Rack	S201W



Double Base in Use on Your PWC

Description	Part No.
Double Base 2-Jug Rack	S202W

FUEL SYSTEMS

ENGINE/GASKETS

EXHAUST

DRIVE LINE HANDLING

ELECTRICAL

WATERLINE/BILGE

STEERING & CONTROLS

BODY

ACCESSORIES

SERVICE TOOLS/HARDWARE

CHEMICAL

FUEL SYSTEMS
ENGINE/GASKETS
EXHAUST
DRIVE LINE HANDLING
ELECTRICAL
WATERLINE/BILGE
STEERING & CONTROLS
BODY
ACCESSORIES
SERVICE TOOLS/HARDWARE
CHEMICAL



STAINLESS STEEL HEX BOLT PACKS

10 Pcs Per Pack

Size	Part No.	Size	Part No.	Size	Part No.
6 x 10	60-3010	6 x 40	60-3040	8 x 25	60-4025
6 x 12	60-3012	6 x 45	60-3045	8 x 30	60-4030
6 x 14	60-3014	6 x 50	60-3050	8 x 35	60-4035
6 x 16	60-3016	6 x 60	60-3060	8 x 40	60-4040
6 x 18	60-3018	6 x 70	60-3070	8 x 50	60-4050
6 x 20	60-3020	6 x 80	60-3080	8 x 60	60-4060
6 x 25	60-3025	8 x 18	60-4018	8 x 70	60-4070
6 x 30	60-3030	8 x 20	60-4020	8 x 80	60-4080
6 x 35	60-3035			10 x 25	60-5035



STAINLESS STEEL ALLEN HEAD BOLT PACKS

10 Pcs Per Pack

Size	Part No.	Size	Part No.	Size	Part No.
4 x 30	61-1030	6 x 16	61-3016	6 x 60	61-3060
4 x 16	61-1016	6 x 20	61-3020	8 x 20	61-4020
5 x 10	61-2010	6 x 25	61-3025	8 x 25	61-4025
5 x 25	61-2025	6 x 30	61-3030	8 x 30	61-4030
6 x 10	61-3010	6 x 35	61-3035	8 x 50	61-4050
6 x 12	61-3012	6 x 40	61-3040	8 x 60	61-4060
6 x 14	61-3014	6 x 50	61-3050	10 x 25	61-5025



STAINLESS STEEL NUTS

10 Pcs Per Pack

Size	Part No.
6mm	63-0006
8mm	63-0008



STAINLESS STUD PACKS

10 Pcs Per Pack

Size	Part No.
6 X 45	62-3045
8 X 30	62-4030



STAINLESS STEEL FLAT WASHERS

10 Pcs Per Pack

Size	Part No.
6mm	63-2006
8mm	63-2008
10mm	63-2010



STAINLESS STEEL SPRING WASHERS

10 Pcs Per Pack

Size	Part No.
6mm	63-4006
8mm	63-4008
10mm	63-4010

MACHINED HEAD SPACERS

Machined head spacers ensure tight tolerances to provide the best surface to properly torque head bolts. Available in 4mm. and 6mm. thickness. For all Kawasaki (2 and 3 cylinder). 17 pieces/package.



Description	Part No.
4mm. 17 pieces/set	WA-01000-CLR
6mm. 17 pieces/set	WA-01001-CLR



ZIP TIES

Description (sold in packs of 100)	Part No.
3 3/4" x .090	64-0050
7 1/4" x 1.190	64-0051

BRASS FITTINGS



Straight Hose Barbed	Part No.
1/8" Thread 1/4" Hose	64-0001
1/8" Thread 3/8" Hose	64-0003
1/4" Thread 1/2" Hose	64-0005



90 Degree	Part No.
1/8" Pipe thread 3/8" Hose	64-0007
1/4" Pipe thread 1/2" Hose	64-0009
1/8" Pipe thread 1/4" Hose	64-0010



45 Degree	Part No.
1/8" Pipe thread 1/4" Hose	64-0065
1/8" Pipe thread 3/8" Hose	64-0066
1/4" Pipe thread 1/2" Hose	64-0067



T-Fitting	Part No.
Primer Fitting 1/8" x 1/8" x 1/8"	64-0015
Primer 1/4" x 1/4" x 1/8"	64-0017
Fuel Line 1/4" x 1/4" x 1/4"	64-0019



Barb Connector	Part No.
1/4" I.D. Hose-1/4" I.D. Hose	64-0057
3/8" I.D. Hose-3/8" I.D. Hose	64-0058
1/2" I.D. Hose-1/2" I.D. Hose	64-0059



Garden Hose Adapter	Part No.
3/8"	64-0012
1/2"	64-0014



Brass Fitting	Part No.
1/8" Pipe threaded junction	64-0011
1/8" to 1/4" Adapter	64-0013
9mm Yamaha Flush Adapter	64-0004



Brass Threaded Plug	Part No.
1/8" Threaded Plug	64-0016
1/4" Threaded Plug	64-0018



Brass Push in Nipple	Part No.
1/8" Straight	53-9936
1/4" Straight	53-9937



Press-in 90 Degree Fuel Inlet	Part No.
1/4" 90 Degree	44

PLASTIC FITTINGS




Plastic T Fitting	Part No.
3/8" x 3/8" x 3/8"	64-0025
1/2" x 1/2" x 1/2"	64-0027

Plastic Y Fitting	Part No.
3/8" x 3/8" x 3/8" (white)	64-0045
1/4" x 1/4" x 1/4" (white)	64-0046
1/4" x 1/4" x 1/4" (black)	64-0047

FUEL SYSTEMS
ENGINE/GASKETS
EXHAUST
DRIVE LINE HANDLING
ELECTRICAL
WATERLINE/BLGE
STEERING & CONTROLS
BODY
ACCESSORIES
SERVICE TOOLS/HARDWARE
CHEMICAL

FUEL SYSTEMS
ENGINE/GASKETS
EXHAUST
DRIVE LINE HANDLING
ELECTRICAL
WATERLINE/BILGE
STEERING & CONTROLS
BODY
SERVICE TOOLS ACCESSORIES
/HARDWARE
CHEMICAL




STAINLESS STEEL HOSE CLAMPS

Clamps	Max. Size	Part No.
#5	(for waterline)	64-0030
#36	2 3/4" - 1 13/16"	64-0032
#48	3 1/2" - 2 9/16"	64-0031
#60	4 1/4" - 3 5/16"	64-0033
#72	5 - 4 1/16"	64-0034
#80	5 1/2" - 4 9/16"	64-0035

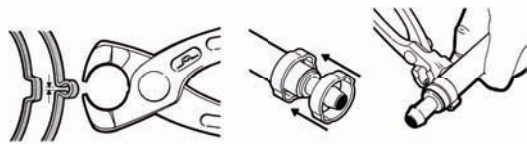


T-BOLT CLAMPS

Size	Width	Part No.
3"	3/4"	64-0080
3-1/4"	3/4"	64-0081
4-1/2"	3/4"	64-0082
4-7/8"	3/4"	64-0083
5"	3/4"	64-0084
5-1/4"	3/4"	64-0085
5-1/2"	3/4"	64-0086



SQUEEZE ON STAINLESS STEEL CLAMPS



Description	Part No.
Pincer Tool	59-4015
Clamp for 1/4" Hose (10 pcs/pk)	59-4016
Clamp for 3/8" Water Line (10 pcs/pk)	59-4017
Clamp for 1/2" Water Line (10 pcs/pk)	59-4018



HOSE SHEARS

Scissor-action cutter for hose.

Description	Part No.
Hose Shears	59-4020



WATER LINE HOSE

Sold per foot.

Description	Part No.
3/8" Blue	56-8000
3/8" Black	56-8005
1/2" Black	56-8003
1/2" Blue	56-8004



FUEL FEED AND VENT HOSE

Designed to meet fuel hose specification for SAE J1527 and ISO 7840. This hose meets all the requirements of the USCG, NMMA, ABYC. 25 feet/pk.

Description	Part No.
1/4" Fuel Feed & Vent Hose	360-014
5/16" Fuel Feed & Vent Hose	360-056



FUEL LINE

Fuel line is made from a thick walled polyurethane tubing. Sold per foot. or 25 feet/pk

Description	Part No.
Blue (1/4") per foot	53-9970
Blue (1/4") 25 feet/pk	53-9970-25
Primer Line (1/8") per foot	53-9980
Primer Line (1/8") 25 feet/pk	53-9980-25



MIKUNI TOOL KIT

This handy little kit contains all the tools necessary to make jetting change, perform normal maintenance as well as disassemble and rebuild any Mikuni carburetor

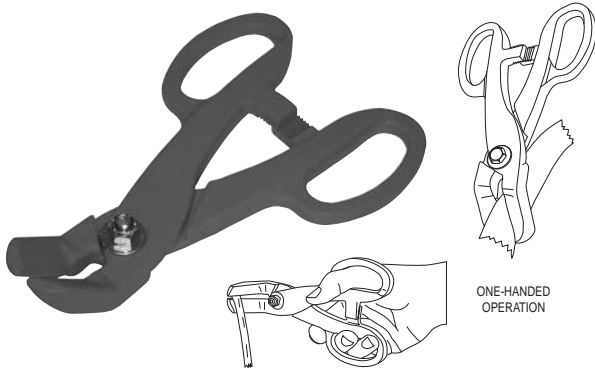
Description Mikuni Tool Kit **Part No.** 53-9989



HAND REAMER JET SET

Cleans jets the right way.

Description 6pcs Reamer Jet Set **Part No.** 59-0603



HOSE PINCHER

Clamps and holds hoses up to 3/4" inside diameter. Angled jaws close to create a complete seal every time. Jaws are off-set for hard-to-reach areas. The handles lock firmly to hold the jaws in closed position.

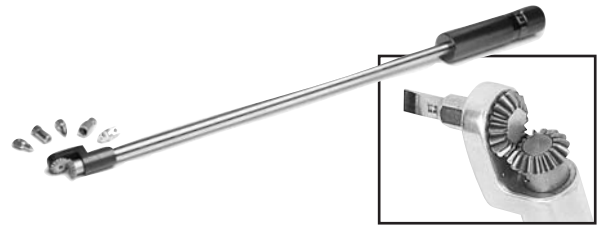
Description Hose Pinchers **Part No.** LS23000



CARB SCREW ADJUSTING TOOL

Angled head for the hard-to-reach carb adjustment screws


Description Carb Screw Adjusting Tool **Part No.** 53-9994



90 DEGREE 1/4" HEX DRIVER

Precision made of high-grade aluminum & stainless steel. Designed for hard-to-reach pilot screw. Gear driven 1/4" hex. Includes 1/4" hex bits, straight slot, Phillips, D-shaped pilot screw bit, 6mm hex jet bit and 1/4"-hex-to-1/4" drive bit.

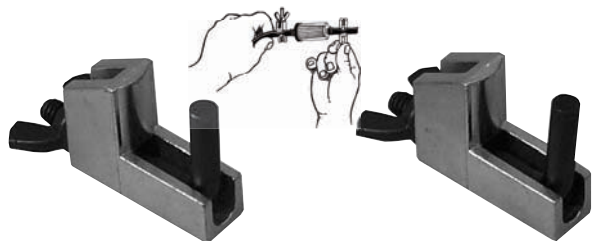
Description 90 Degree 1/4" Hex Driver **Part No.** 08-0229



HOSE REMOVAL PLIERS

For easy removal of 5/32" to 1/2" (4mm to 14mm) hoses. Engage the tube (line) with the black jaw. This sharpened jaw actually "DIGS" into the tube to grip it! Squeeze, and the hose is easily pushed off by the silver jaw.

Description Hose Removal Pliers **Part No.** LS47900



HOSE PINCHERS

Quick, easy way to pinch off fuel lines, etc. without damaging the line. Sold two per set.

Description Hose Pinchers **Part No.** LS22850

FUEL SYSTEMS

ENGINE/GASKETS

EXHAUST

DRIVE LINE HANDLING

ELECTRICAL

WATERLINE/BILGE

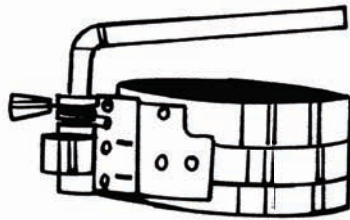
STEERING & CONTROLS

BODY

ACCESSORIES

SERVICE TOOLS/HARDWARE


CHEMICAL



QUICK RELEASE RING COMPRESSOR

Ring Compressor makes it easy to remove ring from piston. Range is from 2-1/8" – 5" (54mm–127mm).

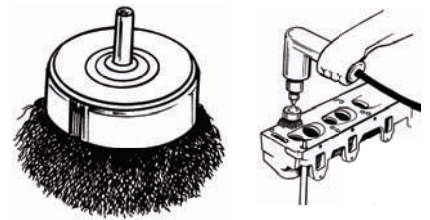
Description	Part No.
Quick Release Ring Compressor	LS19000



HEAD PULLER FOR KAWASAKI HEADS

Pull straight up from the spark plug hole while using the studs for leverage.

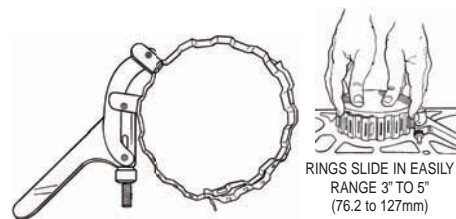
Description	Part No.
Head Puller for Kawasaki	59-0209



2-1/2" WIRE CUP BRUSH

Removes weld scale, rust, paint and corrosion from metal surfaces. Made with .014 carbon steel wire and designed for light duty use with an electric drill. Maximum safe free speed is 4500rpm.

Description	Part No.
2-1/2" Wire Cup Brush	LS14020



WRINKLE BAND RING COMPRESSOR

Wrinkle band cuts friction in half. Rings slide in easily 3" – 5" (76.2mm – 127mm).

Description	Part No.
Wrinkle Band Ring Compressor	LS21700



SEAL PULLER

Simply insert the tip of the tool behind the oil or grease seal, press and pull. Leverage works for you. Two size tips reach in and fit nearly all seal applications.

Description	Part No.
Seal Puller	LS65750



1" WIRE END BRUSHES

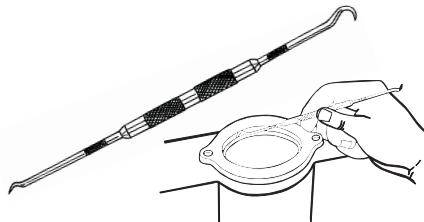
Made with .020" industrial heat-tempered wire. Use with portable electric and air tools. 20,000rpm maximum safe speed.

Description	Part No.
1" Knot Wire End Brush	LS14040
1" Crimped Wire End Brush	LS14060



PISTON RING INSTALLER

Description	Part No.
Piston Ring Installer	LS33500



"O" RING AND SEAL PICK

Quickly removes and installs "O" rings and seals. Tips are hardened to stay sharp.

Description	Part No.
"O" Ring and Seal Pick	LS31840



FLEXIBLE UV LED LEAK DETECTOR

Ultra violet LED light detects leaks. Shine the UV light and watch the leak glow. Use the leak detection dyes. Use 3AAA batteries (not included).

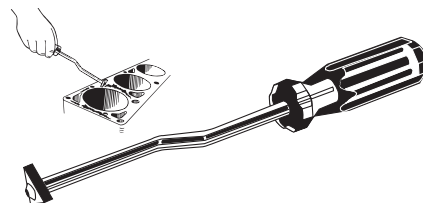
Description	Part No.
Flexible UV LED Leak Detector	LS36000
Replacement Bulb Assembly	LS36090



PISTON PIN PULLER

Universal piston pin puller easily removes all sizes of piston pins without any damage to the piston.


Description	Part No.
Piston Pin Puller	59-0252



CARBIDE GASKET SCRAPER

Six-sided carbide blade cuts smoother and lasts longer.

Description	Part No.
Carbide Gasket Scraper	LS51650
Replacement Carbide Blade	LS51660



FUEL SYSTEMS

ENGINE/GASKETS

EXHAUST

DRIVE LINE HANDLING

ELECTRICAL

WATERLINE/BILGE

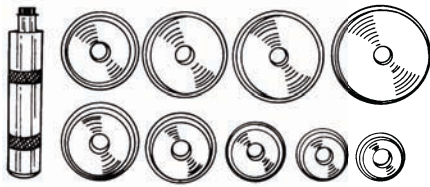
STEERING & CONTROLS

BODY

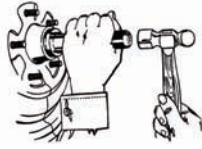
SERVICE TOOLS ACCESSORIES

HARDWARE

CHEMICAL



SET INCLUDES ONE OF EACH OF THE FOLLOWING DRIVERS:




DRIVER PART NO.	SIZE
12610	1.565"
12620	1.750"
12630	1.965"
12640	2.325"
12710	2.470"
12650	2.555"
12690	2.830"
12700	2.995"
12970	3.180"

BEARING RACE AND SEAL DRIVER—MASTER SET

Make it easier to insert bearing race and seals without damage to race. This master set includes nine drivers to fit most standard bearings.

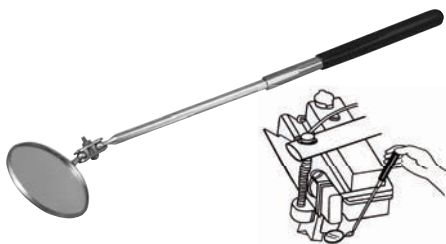
Description	Part No.
Bearing Race and Seal Drive	LS12980
Handle Mini pouched	LS12660



COMPRESSION TESTER

Contains hoses for 10, 12 & 14mm spark plug applications. Features a quick disconnect with a pressure release valve and a 300lbs. Gauge. Packed in a convenient carry box. Made in USA.

Description	Part No.
Compression Tester	08-0188



TELESCOPING MIRROR


Enables you to see around corner. 2-1/4" diameter mirror swivels to any position. Length extends from 10" to 14".

Description	Part No.
Telescoping Mirror	LS32050



SPARK PLUG WRENCH SET

Description	Part No.
3/8" 10mm / 12mm / 14mm	59-0602
Extensions 15mm / 30mm	



SPARK PLUG TOOLS

Description	Part No.
A. Plug Wrench	59-0542
B. Ratchet Plug	59-0539
C. Spark Plug Tray	59-0523



SPARK PLUG WIRE TESTER

Now you can check spark plug wires without piercing the wires. Light flashes indicating sound wire.

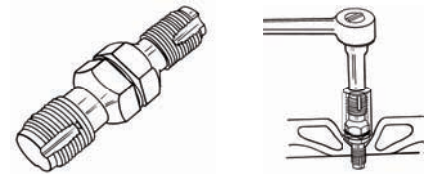
Description	Part No.
Spark Plug Wire Tester	LS26900
Replacement Bulb Assembly	LS26970



IGNITION SYSTEM SPARK TESTER

This ignition system tester checks the integrity and strength of your system by gauging your systems spark.

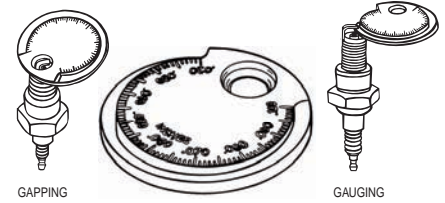
Description	Part No.
Ignition System Spark Tester	59-0253



SPARK PLUG HOLE THREAD CHASER

Cleans threads in spark plug hole. Use with 13/16" spark plug socket. Double-ended for both 14mm and 18mm threads.

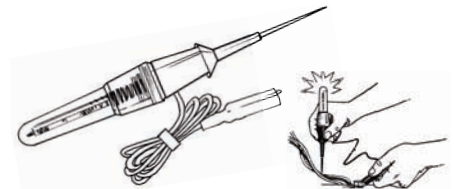
Description	Part No.
Spark Plug Hole Thread Chaser	LS20200



STANDARD/HIGH ENERGY SPARK PLUG GAUGE AND GAPPER

Gauge and gap all types of spark plugs from .020" to .110 (.50mm to 2.53mm).

Description	Part No.
Spark Plug Gauge and Gapper	LS67870



LOW CIRCUIT TESTER

Quick check both AC and DC current up to 28 volts with power on. Helps locate shorts or breaks in wiring. Complete with insulated grounding grip.

Description	Part No.
Low Circuit Tester	LS26250
Replacement Bulb	LS26270



UL APPROVED BATTERY CHARGER

Made in Japan.

Description	Part No.
Battery Charger	59-0525

FUEL SYSTEMS

ENGINE/GASKETS

EXHAUST

DRIVE LINE HANDLING

ELECTRICAL

WATERLINE/BILGE

STEERING & CONTROLS

BODY

ACCESSORIES

SERVICE TOOLS / HARDWARE

CHEMICAL



WATERPROOF TERMINAL REPAIR KIT

Description	Part No.
Japanese OEM Type Connector Kit	59-0601



RAD WRENCH & PULLER SET

Fits all aftermarket and OEM Flywheels.

Description	Part No.
Rad Wrench & Puller Set	59-0256



FLYWHEEL PULLER

Description	Part No.
Sea Doo 800/951 38mm x 1.5	DS#57
Kawasaki 900/1100 35mm x 1.5	DS#29



WEATHERTIGHT CRIMPING TOOL

The MSD Weathertight Crimping Tool is constructed of strong steel to ensure good, long-lasting terminal crimps.


Description	Part No.
Quick Release Ring Compressor	00-00-1514



BENDIX SUPPORT TOOLS

Allows timing adjustments while the flywheel cover is removed. Holds Bendix assembly in position.

Description	Part No.
Kawasaki 650/750	59-0209
Yamaha ALL	59-0259



MAGNETO FLYWHEEL PULLER

SEA DOO	Part No.
A. 580/650/720 3 Hole Disc 8mm Bolts	DS#34

POLARIS	Part No.
B. Polaris ALL & Universal Universal 12 Hole Disc 8mm Bolts	DS#37



TERMINAL DETENT TOOL

The hollow barrel allows you to depress the tab on the terminal end and to remove the wire from the connector without damaging its ends.

Description	Part No.
Terminal Detent Tool	59-0254



TDC DIAL INDICATOR KIT

Perfect for indicating TDC (Top Dead Center) when setting ignition and rotary valve timing. CNC-machined spark plug hole (14mm) adapter. 1" travel dial indicator. Rotating Bezel. Measures in .001" increments.

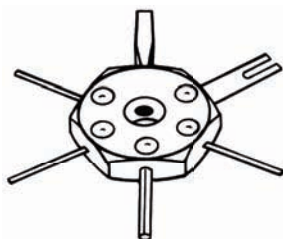
Description	Part No.
TDC Indicator	MT-DIAL



MAGNETO FLYWHEEL PULLER

YAMAHA	Part No.
C. 500/650/Pre 94 701 3 Hole Disc 8mm Bolts	DS#26

POLARIS	Part No.
D. 701/760/800/1100/1200 3 Hole Disc 8mm Bolts	DS#40



TERMINAL REMOVAL TOOL

Includes six different shaped blades.

Description	Part No.
Terminal Removal Tool	LS14900



TIMING DEGREE WHEEL

Set total loss timing with no guess work. Check crank shaft timing to exact degree. A must for porting and port timing.

Description	Part No.
Timing Degree Wheel	08-0092



MAGNETO FLYWHEEL PULLER

KAWASAKI	Part No.
E. 300/440/550/650 3 Hole Disc 8mm Bolts	DS#22
F. 750 Special 18mm x 1.5 Right Hand Bolt	DS#36

FUEL
SYSTEMS

ENGINE/
GASKETS

EXHAUST

DRIVE LINE
HANDLING

ELECTRICAL

WATERLINE/
BILGE

STEERING
& CONTROLS

BODY

SERVICE TOOLS
ACCESSORIES

/HARDWARE


CHEMICAL

PUMP SYSTEM SERVICE TOOLS AND SHOP TOOLS



IMPELLER HOLDER TOOL

SEA DOO	Part No.
A. 580/650/720/800/951 All 18mm spline	DS#33
POLARIS	Part No.
B. Polaris ALL & long reach univ. 20mm spline	DS#38



IMPELLER SHAFT HOLDER TOOL FOR YAMAHA

YAMAHA	Part No.
C. WR500, WJ650LX 16mm spline	DS#27
D. 650/701/760/1100/1200 18mm spline	DS#32
E. GP1200R 20mm spline	DS#56



IMPELLER HOLDER TOOL

KAWASAKI	Part No.
F. 440/550-89 16mm spline	DS#24
G. 650 18mm spline	DS#23
H. 750/900/1100	DS#35



DRIVE COUPLER TOOLS


Use to remove drive coupler from crankshaft and sub-shaft.

Description	Part No.
650/701	DS#60-3
760/800/110/1200	DS#61-5



STEERING CABLE INSTALLATION TOOL

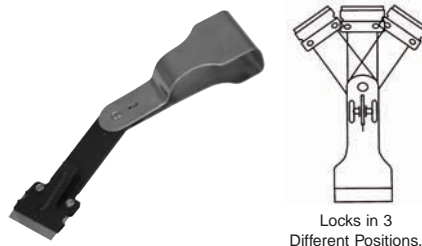
Description	Part No.
Steering Cable Installation Tool	59-0208



CABLE LUBBER

Installs quickly and helps free up corroded or tight cables. Note; Damaged cable should be replaced.

Description	Part No.
Cable Lubber	59-0250



FOLD-UP SCRAPER

The fold-up scraper features three arm positions and a slanted blade for proper scraping. Great for removing decals, etc.

Description	Part No.
Fold-up Scraper	LS52400



SCRATCH BRUSH

Removes rust, scale, paint, and solder from metal surfaces.

Description	Part No.
I. Shoe Handle Scratch Brush	LS14180
J. Scratch Brush	LS14160



SHOP LANYARD

Not legal for riding. For shop testing only.

Description	Part No.
KPTW, Yamaha, Sea Doo	A3240
KPTW, Yamaha, Sea Doo DESS	A3250



RATIO CUP & LID

Description	Part No.
Ratio Cup	59-0548
Lid	59-0582



HYDRO-TURF OIL EXTRACTOR

The unit uses a small vacuum system, which pumps fluid through a hose to the 6-liter reservoir. It also includes a pour spout to aid in emptying the reservoir. Pump is removable for easy storage.

Description	Part No.
Hydro-Turf Oil Extractor	OIL01



PARTS CLEANING BRUSH

Description	Part No.
Parts Cleaning Brush	LS14000

FUEL SYSTEMS
ENGINE/GASKETS
EXHAUST
DRIVE LINE HANDLING
ELECTRICAL
WATERLINE/BILGE
STEERING & CONTROLS
BODY
ACCESSORIES
SERVICE TOOLS/HARDWARE
CHEMICAL

SHOP TOOLS

FUEL SYSTEMS



STUD BOLT REMOVER SET

For easy installation and removal of intake manifold and cylinder stud bolts.

Description	Part No.
6mm/8mm/10mm/12mm Set	59-0604

ENGINE/GASKETS

EXHAUST

DRIVE LINE HANDLING



STUD INSTALLATION TOOLS

Will Install cylinder and intake manifold studs. Hex head is 3/4" or 19mm.

Description	Part No.
6mm x 1.00 Stud Tool	59-0212
8mm x 1.25 Stud Tool	59-0213
10mm x 1.25 Stud Tool	59-0214

ELECTRICAL

WATERLINE/BILGE

STEERING & CONTROLS

BODY

SERVICE TOOLS ACCESSORIES

HARDWARE

CHEMICAL



IMPACT DRIVER SET

For easy removal of Mikuni Valve body screws without damage.

Description	Part No.
Impact Driver Set	59-0605



SNAP RING PLIERS

Made of high carbon hardened, tempered steel with black oxide finish. The size of this tool allows enough leverage to make easy work of compressing even the largest of retainer rings.


Description	Part No.
Snap Ring Puller	59-0251



T-HANDLE RATCHET

Features a compact design that allows it to be used even in tight spaces.

Description	Part No.
1/4" T-Handle Ratchet	08-0231
3/8" T-Handle Ratchet	08-0226



BALL END ALLEN SET

Made of chrome-vanadium tool steel. Size available 1.5, 2, 2.5, 3, 4, 5, 6, 8, & 10mm. Ball end allows for better access to allen-head bolts (up to 25 degree working angle.)

Description	Part No.
Ball End Allen Set	08-0185



T-HANDLE ALLEN WRENCH

Description	Part No.
5mm - 6" long T-Handle	59-0307
5mm - 9" long T-Handle	59-0309
5mm - 6" long T-Handle	59-0311



ALLEN EXTENSION

5mm allen on 3/8" drive extension for hard-to-reach case bolts. Designed for use with air tools.

Description	Part No.
Allen Extension	08-0184



MAGNETIC SOCKET HOLDERS

Standard and deep sockets fit on one convenient holder with powerful magnets, securely holding on to any steel surface. Red color only.

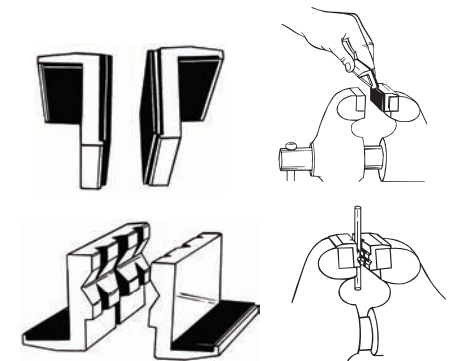
Description	Part No.
1/4" Holder with 26 compartments	LS40120
3/8" Holder with 28 compartments	LS40200



MAGNETIC TOOL HOLDERS

Powerful magnet holds even heavy hand tools. Ideal for both home and shop.

Description	Part No.
13" long Magnetic Tool Holder	LS21300
24" long Magnetic Tool Holder	LS21400



RUBBER-FACED & ALUMINUM VISE JAW PADS

These vise jaw pads are designed to protect delicate parts from damage. Sold in pairs.

Description	Part No.
A. Rubber-faced Vise Jaw Pads	LS48100
B. Aluminum Vise Jaw Pads	LS48000

CLYMER® REPAIR MANUALS


SEA DOO



SUPER BN MANUAL

For the watercraft tuner working with Super BN series carburetors.

Description	Part No.
Mikuni Manual	53-9999



Sea Doo Water Vehicles
1988-1996
Standard GT, GTS, GTX,
SP, SPi, XP

Part No. W809-3




Sea Doo Water Vehicles
1997-2001

GS/GSI/GSX/GSX RFI/
GSX Ltd. /GTI/GTS/GTX
GTX DI/GTX RFI/GTX Ltd.
HX/LRV/RX/RX DI
SP/SPX/XP Ltd.

Part No. W810

YAMAHA



Yamaha Water Vehicles
1987-1992

WJ500, WRA650, WR500,
SJ650, WR650

Part No. W805



Yamaha Water Vehicles
1993-1996

WR500, SJ650, WR650,
WRA650, WRA650A,
WRB650, WRB650A, FX700,
SJ700, RA700, RA700A,
RA700B, WB700A, WRA700,
WRB700, WVT700, RA760,
WB760, RA1100, WVT100

Part No. W806

KAWASAKI



Kawasaki Jet Ski
1976-1991

JS300, JS550, JS300SX,
JS550SX, JS400, JF650X-2,
JS440, JS650SX, JF650TS,
JL650SC, JB650TS Jet Mate

Part No. W801



Kawasaki Jet Ski
1992-1994

JS440, JS550, JS550SX,
JB650 Jet Mate, JF650X-2,
JF650TS, JL650SC,
JS650SX, JH750SS,
JS750SX, JH750Xi,
JT750ST, JH750XIR


Part No. W802



Kawasaki Jet Ski
Performance Manual,
all models 1976-1994

Part No. W804


POLARIS



Polaris Water Vehicles
1993-1995

SL650, SL750, SLT750

Part No. W819



Polaris Water Vehicles
1996-1999

SL650, SL750, SLT750

Part No. W820



World Final
Championship
Lake Havasu City,
Arizona, USA

FUEL SYSTEMS
ENGINE/GASKETS
EXHAUST
DRIVE LINE HANDLING
ELECTRICAL
WATERLINE/BILGE
STEERING & CONTROLS
BODY
ACCESSORIES
SERVICE TOOLS/HARDWARE
CHEMICAL



#1211



#1207D

THREEBOND SILICON GASKET

#1211 (White) Silicon Liquid Gasket

High grade silicon liquid gasket used by many OEM's in aluminum case assembly. 1211 is tack free in 90 minutes and fully cured in 24 hours.

#1207D (Silver) Quick Dry Silicon Gasket

Crankcase sealer for large gaps, sheet metal, tough to seal areas, and vertical applications. 1207D is tack free in 5 minutes and fully cured in 24 hours.

Description	Part No.
Silicon Liquid Gasket (White)	TB1211
Quick Dry Silicon Liquid Gasket (Silver)	TB1207D



TB-1743PX



TB-1743PI

THREEBOND PLASTIC REPAIR KIT

- Repairs cracked and broken plastic parts.
- Simple to use, no mixing required.
- Kit will repair at least four to five 6 inch breaks.
- High strength bonding
- Mini kit repairs up to two breaks

Description	Part No.
Plastic Repair Kit	TB-1743PI
Plastic Repair Kit "Mini"	TB-1743PX



Super Weld 2oz.



Super Weld 4oz.

TITAN EPOXY PUTTY SUPER WELD

High Temp Metalized Epoxy welds without heat. For cracked cylinder, casting defects.

Description	Part No.
Super Weld 2oz. Kit	65-0121
Super Weld 4oz. Kit	65-0122



THREEBOND THREAD LOCK

(Red) High Strength Thread Lock #1303

For various threads, screws, bolts and piping joints which must remain secure.

(Red) Medium Strength Bearing & Stud Thread Lock #1333B

Retain high-strength properties for bearings and studs. Apply heat to soften for easier removal.

(Green) Medium Strength Hi-Temperature Thread Lock #1360

Incorporates anaerobic locking agents and a heat-resistant element for sealing engine and exhaust parts.

(Blue) Low Strength Frequent Repair Thread Lock #1342

Perfect for small screws and bolts.

Description	10mm	50mm
High Strength Thread Lock	TB1303	TB1303AB
Medium Strength Bearing & Stud	TB1333B	TB1333BB
Medium Strength Hi-Temperature	TB1360	TB1360AB
Low Strength Frequent Repair	TB1342	TB1342AB



Super Glue Gel



#1521

THREEBOND SUPERGLUE & ADHESIVE

#1742 Super Glue — Glue attains practical use strength in a matter of seconds.

#1521 Synthetic Rubber Adhesive — A multi-purpose rubber-based adhesive. Bonds rubber, plastic, vinyl, leather. Recommended for stand-up PWC mats.

Description	Part No.
Super Glue	TB1742
Synthetic Rubber Adhesive	TB1521



Marine Fix Fast 2oz.



Marine Fix Fast 4oz.

MARINE FIX FAST

Super Fast Epoxy Putty sets hard in minutes. Fills holes permanently.

Description	Part No.
Marine Fix Fast 2oz. Kit	65-0123
Marine Fix Fast 4oz. Kit	65-0124



PERMATEX GASKET REMOVER

Quickly removes even baked-on gaskets and all types of gasketing adhesives and sealants. Removes gaskets from any type of assembly in 10-12 minutes. Prepares metal parts for new gasket and assembly. Reduces scraping and sanding. Prevents damage to flanges. 12 oz. net. wt. aerosol.

Description	Part No.
Gasket Remover	80646



SOLAREZ

Any crack in fiberglass or plastic can be easily repaired with solarez. It's simple to apply and hardens in minutes when exposed to sunlight.

Description	Part No.
Solarez	65-0116



3BOND GRIP LOCK

Description	Part No.
3Bond Grip Lock 30gm (Dealer)	58-4098
3Bond Grip Lock 10gm (Individual)	58-4096



GRIP-IT, INSTANT GRIP GLUE

10 to 25 second adhesive

Description	Part No.
1 oz. (28.4g) bottle	58-4094
12 bottles with POP display	58-4095



GENERAL DIRECTIONS (complete, multilingual instructions in blister pack.)

- Surface to be repaired should be clean, dry and free of any oil, grease or wax.
- In a shady area, fill with Solarez. No need to add fiberglass or catalyst. Solarez remains liquid until exposed to sunlight.
- Expose to sunlight. Solarez gets in 45 seconds - hard in 3 to 5 minutes. (Even in freezing cold!)
On a cloudy day, it takes a little longer.



1 oz. Tube



1oz. Bottle



16 oz. Tub

CORROSION BLOCK MULTI-PURPOSE GREASE

This grease won't soften, breakdown or wash out in wet application. Liquid grease is ideal for use in electrical applications requiring grease.

Description	Part No.
Corrosion Block Liquid 1oz. Bottle	CB-20001
Corrosion Block Grease 1oz. Tube	CB-25002
Corrosion Block Grease 16oz. Tub	CB-25026

FUEL SYSTEMS
ENGINE/GASKETS
EXHAUST
DRIVE LINE HANDLING
ELECTRICAL
WATERLINE/BILGE
STEERING & CONTROLS
BODY
ACCESSORIES
SERVICE TOOLS/HARDWARE
CHEMICAL

SALT TERMINATOR™



SALT TERMINATOR™ Marine Engine Flush & Corrosion Protectant

SALT TERMINATOR™ dissolves salt and leaves a protective sheen, guarding against future salt corrosion. The SALT TERMINATOR™ Mixer automatically dilutes the concentrate and siphons it through a standard garden hose. Connect the hose to your engine's flushing unit and add extra years of service. Spray SALT TERMINATOR™ on all surfaces exposed to salt water or salt air. No scrubbing required!

Description	Part No.
10 oz. Ready-to-Use Spray	SX-10
Quart Concentrate	SX-32
Gallon Concentrate	SX-128
Mixer Only	SX-M



QUICK CRAFT

QuickCraft forms an insoluble coating that binds a layer of water around the hull. As a result, the drag between the hull and the surrounding water is reduced, and the boat slides through the water with less resistance. Results in increased speed and better fuel efficiency.

Description	Part No.
QuickCraft 16 oz.	QC16
QuickCraft 32 oz.	QC32

DUCKY



“THE ORIGINAL” DUCKY

DUCKY WATER SPOT REMOVER — DUC-1000

DUCKY, the first product ever developed specifically for the removal of hard water stains. Ducky Water Spot Remover is non-abrasive, environmentally friendly and easy to use. Simply spray on and wipe off. Use on fiberglass, glass, painted surfaces, chrome, etc.


DUCKY ALL PURPOSE CLEANER — DUC-1001

Use Ducky All Purpose for cleaning: boat hulls, exhaust deposits, upholstery, carpet, other synthetics, chrome, mirrors and windows. Trigger spray activates rich, deep-cleaning foam that penetrates, lifts and suspends grease and grime.

DUCKY PWC DETAILER — DUC-1002

Ducky Detailer creates a molecular bond with the surface of your finish, providing ultimate protection from harmful U.V. rays and soil accumulation. Ultra violet brightener will enhance colors while leaving a smooth-to-the-touch, wet-look finish.

Description	Part No.
Water Spot Remover 32oz. (946ml.)	DUK-1000
All Purpose Cleaner 32oz. (946ml.)	DUK-1001
PWC Detailer 24oz. (709ml.)	DUK-1002



ECOCLEAN ENGINE WASH

Synthetic detergent for engine parts wash. Environmentally safe. Compounded with a powerful rust-proof detergent.

Description	Part No.
Ecoclean Engine Parts Wash	67-0200

FUEL SYSTEMS

ENGINE/GASKETS

EXHAUST

DRIVE LINE HANDLING

ELECTRICAL

WATERLINE/BILGE


STEERING & CONTROLS

BODY

ACCESSORIES

SERVICE TOOLS/HARDWARE

CHEMICAL



Alessander Lenzi
1

world champion professional
2 - 0 - 0 - 1

Alessander Lenzi

Jaraguá do Sul, Santa Catarina, Brazil

- 1993 Lake Havasu World Final Amateur 2nd Place • 1997 2nd Round National Tour Amateur 1st Place
1997 11th Round National Tour Amateur 1st Place • 1997 Lake Havasu World Final Amateur 1st Place
1998 Lake Havasu World Final Pro 2nd Place • 1999 8th Round National Tour Pro 2nd Place
1999 Lake Havasu World Final Pro 2nd Place • 2000 Lake Havasu World Final Pro 2nd Place • 2001 National Tour Pro 2nd Place Overall
2001 LAKE HAVASU WORLD FINAL PRO CHAMPION
2002 Free Rider American National Championship Pro 2nd Place • 2002 France Free Rider World Championship Pro 3rd Place
2002 AMERICAN NATIONAL PRO CHAMPION
2002 Red Bull Wave Bash Pro 3rd Place • 2002 Lake Havasu World Final Pro 3rd Place • 2002 UIM World Championship Pro 2nd Place

PHONE: 800-762-1633
SALES: 858-566-4454
FAX: 858-566-3625



A DIVISION OF
Exceed
INTERNATIONAL, INC.



8949 KENAMAR DRIVE
BUILDING 111 SAN DIEGO
CALIFORNIA 92121

not products high performance racing

