



**GENERAL TOOL**

# TABLE OF CONTENTS

## 01 PREPARATION

- 03 UNEVEN CONCRETE FLOORS
- 04 CRACKS
- 05 COMPLETE FLOOR GRINDING
- 05 EPOXY
- 05 CEMENT BOARD

## 02 INSTALLATION

- 06 CUTTING
- 09 DRILLING/CORING

## 03 FINISHING

- 10 FINISHED EDGE
- 11 POLISHED EDGE



# 1 PREPARATION

Prior to any installation of tile, it is necessary to ensure the surface is properly prepared in order to achieve the desired results.

## UNEVEN CONCRETE FLOORS


Uneven floors can cause the installed tiles to be uneven resulting in what is called lippage. Lippage is when one tile is substantially higher or lower than the adjacent tile. This is not only unsightly, it also makes furniture movement difficult. Prior to floor tile installation, any high spots on the floor need to be ground down. General Tool offers a complete line of cup wheels in sizes from 4" through 7" in a variety of styles and performance grades. All are designed for use on angle grinders and can be used wet or dry.

PART NO.	DESCRIPTION
CS30M04C	4 x 7/8-5/8
CS30M04H	4 x 5/8-11
CS30M45C	4.5 x 7/8-5/8
CS30M45H	4.5 x 5/8-11
CS30M05C	5 x 7/8-5/8
CS30M05H	5 x 5/8-11
CS30M07C	7 x 7/8-5/8
CS30M07H	7 x 5/8-11

### CS30M • STANDARD SINGLE ROW GRINDING CUP



- Wet/Dry
- Application: Concrete, Masonry
- Equipment: Angle Grinder




PART NO.	DESCRIPTION
CD30M04C	4 x 7/8-5/8
CD30M04H	4 x 5/8-11
CD30M45C	4.5 x 7/8-5/8
CD30M45H	4.5 x 5/8-11
CD30M05C	5 x 7/8-5/8
CD30M05H	5 x 5/8-11
CD30M07C	7 x 7/8-5/8
CD30M07H	7 x 5/8-11

### CD30M • STANDARD DOUBLE ROW GRINDING CUP



- Wet/Dry
- Application: Concrete, Masonry
- Equipment: Angle Grinder



# 1

## UNEVEN CONCRETE FLOORS



### CGS30M • STANDARD SINGLE TURBO GRINDING CUP



- Wet/Dry
- Application: Concrete, Masonry
- Equipment: Angle Grinder

PART NO.	DESCRIPTION
CGS30M04C	4 x 7/8-5/8, 8 segs
CGS30M04H	4 x 5/8-11, 8 segs
CGS30M45C	4.5 x 7/8-5/8, 9 segs
CGS30M45H	4.5 x 5/8-11, 9 segs
CGS30M05C	5 x 7/8-5/8, 9 segs
CGS30M05H	5 x 5/8-11, 9 segs
CGS30M07C	7 x 7/8-5/8, 12 segs
CGS30M07H	7 x 5/8-11, 12 segs



### CGD30M • STANDARD DOUBLE TURBO GRINDING CUP



- Wet/Dry
- Application: Concrete, Masonry
- Equipment: Angle Grinder

PART NO.	DESCRIPTION
CGD30M04C	4 x 7/8-5/8, 14 segs
CGD30M04H	4 x 5/8-11, 14 segs
CGD30M45C	4.5 x 7/8-5/8, 18 segs
CGD30M45H	4.5 x 5/8-11, 18 segs
CGD30M05C	5 x 7/8-5/8, 18 segs
CGD30M05H	5 x 5/8-11, 18 segs
CGD30M07C	7 x 7/8-5/8, 24 segs
CGD30M07H	7 x 5/8-11, 24 segs

# 1

## CRACKS

Once the floor is level, there are often cracks that need to be repaired before the tile can be installed. General Tool offers premium crack chasers to make this job easily completed. As with the cup wheels, these tools are meant to be used wet or dry with an angle grinder.



### SHM • PREMIUM SEGMENTED CRACK CHASER



- Wet/Dry
- Application: Concrete, Asphalt
- Equipment: Angle Grinder, Walk Behind Saw

PART NO.	DESCRIPTION
SHM0401	4 x .375 X 7/8-5/8
SHM0402	4 x .375 X 7/8, Thread Only
SHM0403	4 x .375 X 10mm
SHM0404	4 x .375 X 5/8-11
SHM0406	4 x .375 X 7/8-5/8, Soft Bond
SHM0407	4 x .375 X 7/8-5/8, Hard Bond
SHM0450C	4 x .500 X 7/8-5/8
SHM0450H	4 x .500 X 5/8-11
SHM0501	5 x .375 X 7/8-5/8
SHM0502	5 x .375 X 7/8-5/8, Soft Bond
SHM0503	5 x .375 X 7/8-5/8, Hard Bond
SHM0504	5 x .500 X 7/8-5/8
SHM0701	7 x .375 X 7/8-5/8
SHM0702	7 x .375 X 7/8-5/8, Soft Bond
SHM0703	7 x .375 X 7/8-5/8, Hard Bond
SHM0705	7 x .375 X UA-7/8-5/8
SHM0750C	7 x .500 X 7/8-5/8
SHM0750H	7 x .500 X 5/8-11
SHM0801	8 x .375 X 7/8-5/8
SHM0802	8 x .375 X 1, W/ PH
SHM0803	8 x .375 X 5/8-11
SHM0850C	8 x .500 X 7/8-5/8
SHM0850H	8 x .500 X 5/8-11
SHM0850E	8 x .500 X 1, w/ PH

# 1

## COMPLETE FLOOR GRINDING


There are times when just spot grinding the floor is not enough. In this case the entire floor needs to be ground. General Tool offers wing pads which allows users to complete this task with a simple 17" floor buffer. These wing pads have Velcro backing for easy attachment. They come in both metal and resin in grits from 30 to 3000 and are meant to be used dry.

PART NO.	GRIT SIZE	BUFFER SIZE
<b>METAL PADS</b>		
FGWIB150025A	GRIT 25	17"
FGWIB150030A	GRIT 30	17"
FGWIB150060A	GRIT 60	17"
FGWIB150100A	GRIT 100	17"
<b>RESIN PADS</b>		
FGWIR1500050A	GRIT 50	17"
FGWIR1500100A	GRIT 100	17"
FGWIR1500200A	GRIT 200	17"
FGWIR1500400A	GRIT 400	17"
FGWIR1500800A	GRIT 800	17"
FGWIR1501500A	GRIT 1500	17"
FGWIR1503000A	GRIT 3000	17"

### WING PADS POLISHING PADS



- Dry
- Application: Concrete, Masonry, Stone
- Equipment: 17" Floor Buffer



Plates for 17" floor buffers also available



METAL PADS

RESIN PADS

# 1

## EPOXY

If the floor had a previous covering that needed to be removed, often there remains left over epoxy. General Tool offers a PCD grinding cup specifically designed to complete this job easily. Three rows of smaller PCDs provide maximum stock removal when removing epoxies, glues, and other floor coatings. This high number of PCD segments also provide long tool life. Smaller PCDs are aggressive and resist loading and smearing. These cup wheels are designed to be used on angle grinders and can be used wet or dry.

PART NO.	DESCRIPTION
PCDCUP04H3	4" x 5/8-11 UNC, PCD seg 18ea
PCDCUP45H3	4.5" x 5/8-11 UNC, PCD seg 20ea
PCDCUP07H3	7" x 5/8-11 UNC, PCD seg 24ea

### PCDCUP(3) • PREMIUM PCD CUP



- Wet/Dry
- Application: Concrete
- Equipment: Angle Grinder



# 1

## CEMENT BOARD

Cement board is often used as a waterproof backer for tile in wet applications. The DIAMOND<sup>®</sup> thin cutter blades are excellent for cutting cement board.

PART NO.	SIZE	DESCRIPTION
DXE0130P0405C	4" x .050 x 7/8"	Type 1 - Cutting Wheels
DXE0130P4505C	4.5" x .050 x 7/8"	Type 1 - Cutting Wheels
DXE0130P0505C	5" x .050 x 7/8"	Type 1 - Cutting Wheels
DXE0130P0605C	6" x .050 x 7/8"	Type 1 - Cutting Wheels
DXE0130P0706C	7" x .060 x 7/8"	Type 1 - Cutting Wheels
DXE0130P0906C	9" x .060 x 7/8"	Type 1 - Cutting Wheels

### DXE0130P • DIAMOND<sup>®</sup> DIAMOND<sup>®</sup> CUTTER SMALL DIAMETER



- Wet/Dry
- Application: Steel, Stainless Steel, Bolts, Non-Ferrous Materials, Plastics, Wood, Concrete, Tile
- Equipment: Angle Grinder





# 2 INSTALLATION

## CUTTING

General Tool offers a full line of diamond blades. Everything from cutting common ceramic tile to the hardest porcelain, stone, porcelain pavers, and glass. Many of the blades are available up to 14" to fit a variety of saws.



### LD10UTR(3) • SUPREME DRY TILE BLADE, THIN TURBO RIM



- Dry
- Application: Porcelain Tile
- Equipment: Angle Grinder, Circular Saw, Tile Saw, Rail Saw

PART NO.	DESCRIPTION
LD10UTR0405C3	4 x .050 x 7/8-5/8, 7/8-20mm, Thin Turbo Rim
LD10UTR4505C3	4.5 x .050 x 7/8-5/8, 7/8-20mm, Thin Turbo Rim
LD10UTR0505C3	5 x .050 x 7/8-5/8, 7/8-20mm, Thin Turbo Rim
LD10UTR0605C3	6 x .050 x 7/8-5/8, 7/8-20mm, Thin Turbo Rim
LD10UTR0708U3	7 x .079 x 7/8-5/8, Diamond, Thin Turbo Rim
LD10UTR1008A3	10 x .079 x 5/8, Thin Turbo Rim
LD10UTR1209E3	12 x .087 x 1" Thin Turbo Rim
LD10UTR1409E3	14 x .087 x 1", Thin Turbo Rim



### LD30E • ECONOMY DRY TILE BLADE



- Dry
- Application: Ceramic Tile
- Equipment: Angle Grinder, Circular Saw, Tile Saw

PART NO.	DESCRIPTION
LD30E0408C	4 x .080 x 7/8-5/8, 7/8-20mm
LD30E4508C	4.5 x .080 x 7/8-5/8, 7/8-20mm
LD30E0709U	7 x .090 x UA-7/8-5/8
LD30E1009A	10 x .090 X 5/8
LD30E0408C	4 x .080 x 7/8-5/8, 7/8-20mm
LD30E4508C	4.5 x .080 x 7/8-5/8, 7/8-20mm
LD30E0709U	7 x .090 x UA-7/8-5/8
LD30E1009A	10 x .090 X 5/8

# 2

## CUTTING

PART NO.	DESCRIPTION
ZLPS10P0406C	4 x 7/8" -5/8" +20mm
ZLPS10P4506C	4.5 x 7/8" -5/8" +20mm
ZLPS10P0506C	5 x 7/8" -5/8" +20mm
ZLPS10P0606C	6 x 7/8" -5/8" +20mm
ZLPS10P0706U	7 x U/A (DM -5/8")
ZLPS10P0806E	8 x 1" -5/8"
ZLPS10P0806U	8 x U/A (DM -5/8")
ZLPS10P1008E	10 x 1" -5/8"
ZLPS10P1208E	12 x 1" -5/8"
ZLPS10P1208T	12 x 50/60mm
ZLPS10P1408E	14 x 1" -5/8"
ZLPS10P1408T	14 x 50/60mm

### ZLPS • ZENESIS™

#### ZENESIS™ CONTINUOUS RIM BLADE



- Wet/Dry
- Application: Porcelain Tile, Granite, and Hard Materials
- Water drop slot for 4" to 10"
- Use 4", 4.5", 5", and 6" dry & wet. All other sizes wet.
- Equipment : Angle Grinder, Circular Saw, Tile Saw, Bridge Saw



PART NO.	DESCRIPTION
LW10UT0406C2	4 x .060 x 7/8-5/8, 7/8-20mm
LW10UT4506C2	4.5 x .060 x 7/8-5/8, 7/8-20mm
LW10UT0506C2	5 x .060 x 7/8-5/8, 7/8-20mm
LW10UT0606A2	6 x .060 x 5/8
LW10UT0706A2	7 x .060 x 5/8
LW10UT0806A2	8 x .060 x 5/8
LW10UT0906A2	9 x .060 x 5/8
LW10UT1006A2	10 x .060 x 5/8
LW10UT1208E2	12 x .080 x 1-5/8
LW10UT1408E2	14 x .080 x 1-5/8

### LW10UT(2) • SUPREME

#### WET TILE BLADE



- Wet
- Application: Porcelain Tile, Ceramic Tile
- Equipment: Angle Grinder, Circular Saw, Tile Saw



PART NO.	DESCRIPTION
LW10PT0406C	4 x .060 x 7/8-5/8, 7/8-20mm, E Slot
LW10PT4506C	4.5 x .060 x 7/8-5/8, 7/8-20mm, E Slot
LW10PT0506C	5 x .060 x 7/8-5/8, 7/8-20mm, E Slot
LW10PT0606A	6 x .060 x 5/8, E Slot
LW10PT0706A	7 x .060 x 5/8, E Slot
LW10PT0806A	8 x .060 x 5/8, E Slot
LW10PT0906A	9 x .060 x 5/8, E Slot
LW10PT1006A	10 x .060 x 5/8, E Slot
LW10PT1208E	12 x .080 x 1-5/8, E Slot
LW10PT1408E	14 x .080 x 1-5/8, E Slot

### LW10PT • PREMIUM

#### WET TILE BLADE, E SLOT



- Wet
- Application: Porcelain Tile, Ceramic Tile
- Equipment : Angle Grinder, Circular Saw, Tile Saw



**LW30MT • STANDARD**

WET TILE BLADE



- Wet
- Application: Ceramic Tile
- Equipment: Angle Grinder, Circular Saw, Tile Saw

PART NO.	DESCRIPTION
LW30MT0406C	4 x .060 x 7/8-5/8, 7/8-20mm
LW30MT4506C	4.5 x .060 x 7/8-5/8, 7/8-20mm
LW30MT0506C	5 x .060 x 7/8-5/8, 7/8-20mm
LW30MT0606A	6 x .060 x 5/8
LW30MT0706A	7 x .060 x 5/8
LW30MT0806A	8 x .060 x 5/8
LW30MT0906A	9 x .060 x 5/8
LW30MT1006A	10 x .060 x 5/8
LW30MT1208E	12 x .080 x 1-5/8
LW30MT1408E	14 x .080 x 1-5/8

**LGW20U • SUPREME**

WET TILE BLADE



- Wet
- Application: Glass Tile
- Equipment: Angle Grinder, Circular Saw, Tile Saw

PART NO.	DESCRIPTION
LGW20U0406C	4 x .060 x 7/8-5/8, 7/8-20mm
LGW20U4506C	4.5 x .060 x 7/8-5/8, 7/8-20mm
LGW20U0506C	5 x .060 x 7/8-5/8, 7/8-20mm
LGW20U0606A	6 x .060 x 5/8
LGW20U0706A	7 x .060 x 5/8
LGW20U0806A	8 x .060 x 5/8
LGW20U1006A	10 x .060 x 5/8
LGW20U1206E	12 x .060 x 1-5/8
LGW20U1406E	14 x .060 x 1-5/8
LW30MT1408E	14 x .080 x 1-5/8

**MEB • PREMIUM**

ELECTROPLATED BLADE



- WET/Dry
- Application: Marble, Travertine, Limestone, Onyx
- Equipment: Angle Grinder

PART NO.	DESCRIPTION
MEB045CW	4.5" x .050 x 7/8-5/8 w/ 4PHS Electroplated Blade w/ Whirl
MEB005CW	5" x .070 x 7/8-5/8 w/ 4 PHS Electroplated Blade w/ Whirl
MEB005CW	6" x .060 x 7/8-5/8 w/ 4PHS Electroplated Blade w/ Whirl



# 2

## DRILLING/CORING

There is often a need to drill holes into tile for faucets, shower heads and similar fixtures. It is also necessary to drill screw holes for shower curtain rods and other fixtures. Although a masonry bit may work for simple ceramic tile, porcelain and other hard materials as well as glass require special tools to accomplish this task quickly and cleanly. The BSL Pin Drill (BPD) is one of the few tools that can drill a screw hole into hard porcelain.

PART NO.	DESCRIPTION
DMPRO13A	1/2 x .080 x 10mm
DMPRO16A	5/8 x .080 x 10mm
DMPRO19A	3/4 x .080 x 10mm
DMPRO22A	7/8 x .080 x 10mm
DMPRO25A	1 x .080 x 10mm, w/ P.D.
DMPRO29A	1 1/8 x .080 x 10mm, w/ P.D.
DMPRO32A	1 1/4 x .080 x 10mm, w/ P.D.
DMPRO35A	1 3/8 x .080 x 10mm, w/ P.D.
DMPRO38A	1 1/2 x .080 x 10mm, w/ P.D.
DMPRO41A	1 5/8 x .080 x 10mm, w/ P.D.
DMPRO44A	1 3/4 x .080 x 10mm, w/ P.D.
DMPRO48A	1 7/8 x .080 x 10mm, w/ P.D.
DMPRO51A	2 x .080 x 10mm, w/ P.D.

### DMPR(A) • PREMIUM

TURBO RIM CORE BITS  
FOR HARD MATERIAL



- Wet/Dry
- Application: Porcelain Tile, Ceramic Tile, Granite, Marble
- Equipment: Hand Drill, Drill Press



PART NO.	DESCRIPTION
DML018B	3/16 x 5/8-11
DML025B	1/4 x 5/8-11
DML031B	5/16 x 5/8-11
DML037B	3/8 x 5/8-11
DML043B	7/16 x 5/8-11
DML050B	1/2 x 5/8-11
DML062B	5/8 x 5/8-11
DML075B	3/4 x 5/8-11
DML075B	3/4 x 5/8-11

### DML • PREMIUM

LAPIDARY, GLASS CORE DRILLS



- Wet
- Application: Glass Tile, Glass, Gem Stone
- Equipment: Angle Grinder



PART NO.	DESCRIPTION
DMPRO16B	5/8 x .080 x 5/8-11
DMPRO19B	3/4 x .080 x 5/8-11
DMPRO22B	7/8 x .080 x 5/8-11
DMPRO25B	1 x .080 x 5/8 -11
DMPRO29B	1 1/8 x .080 x 5/8-11
DMPRO32B	1 1/4 x .080 x 5/8-11
DMPRO35B	1 3/8 x .080 x 5/8-11
DMPRO38B	1 1/2 x .080 x 5/8-11
DMPRO41B	1 5/8 x .080 x 5/8-11
DMPRO44B	1 3/4 x .080 x 5/8 -11
DMPRO48B	1 7/8 x .080 x 5/8-11
DMPRO51B	2 x .080 x 5/8 -11
DMPC064B	2 1/2 x .080 x 5/8 -11
DMPC076B	3 x .080 x 5/8 -11

### DMPR(B) • PREMIUM

TURBO RIM CORE BITS FOR HARD MATERIAL




- Wet/Dry
- Application: Porcelain Tile, Ceramic Tile, Granite, Marble
- Equipment: Angle Grinder




PART NO.	DESCRIPTION
BPD05A	5mm OD x 80 mm long (35 mm depth), w/ Oil
BPD06A	6mm OD x 80 mm long (35 mm depth), w/ Oil
BPD07A	7mm OD x 80 mm long (35 mm depth), w/ Oil
BPD08A	8mm OD x 80 mm long (35 mm depth), w/ Oil
BPD10A	10mm OD x 80 mm long (35 mm depth), w/ Oil
BPD12A	12mm OD x 80 mm long (35 mm depth), w/ Oil
BPD15A	15mm OD x 80 mm long (35 mm depth), w/ Oil
BPD20A	20mm OD x 80 mm long (35 mm depth) x 5/8-11, No Oil
BPD25A	25mm OD x 80 mm long (35 mm depth) x 5/8-11, No Oil
BPD30A	30mm OD x 80 mm long (35 mm depth) x 5/8-11, No Oil
BPD35A	35mm OD x 80 mm long (35 mm depth) x 5/8-11, No Oil

### BPD • PREMIUM

DRY BSL PIN DRILL



- Dry
- Application: Porcelain Tile, Ceramic Tile
- Equipment: Hand Drill, Drill Press, Angle Grinder





# 3 FINISHING

## FINISHED EDGE

Many tiles aren't offered with a bullnose or half bullnose option. Leaving the tile with a squared off edge leaves a less than appealing look. General Tool offers a number of different tools to finish off this edge. Profile wheels are the fastest way to put a finished edge on a large job. For example: if you want to use the tile as a baseboard, just cut all the tile you need for all the baseboard then replace the saw blade with a profile wheel and finish the edge. Profile wheels are currently only available in Shape B. For smaller jobs, grinder router bits are available. These tools are used on angle grinders and are available in 10mm for standard thinner materials and 20mm for thicker pavers. All are Shape B.



**PWR**  
PROFILE WHEELS, METAL BOND



- Equipment : Tile Saw

PART NO.	DESCRIPTION
PWRB06038A	6 x 3/8 x 5/8, Demi Bullnose
PWRB06050A	6 x 1/2 x 5/8, Demi Bullnose



**FWBB • PREMIUM**  
GRINDER ROUTER PROFILE BIT



- Equipment : Angle Grinder

PART NO.	DESCRIPTION
FWBB10CB	BSL, Shape B, 10mm, 30/40, 5/8"-11 UNC
FWBB20CB	BSL, Shape B, 20mm, 30/40, 5/8"-11 UNC

# 3

## POLISHED EDGE

Once the bullnose shape has been completed, a final polish needs to be applied to the tile or stone, prior to installation. Two options are available for this function; Hand Pads and 3-Step Dry Polishing Pads. The hand pads come in grits from 50 – 3000. 50 grit through 400 grit are electroplated. 800 grit through 3000 grit are resin bond. These provide a quick and easy way to apply a professional polish to your edge. These tools are also excellent for quickly rounding a sharp edge on any tile or stone. For larger jobs, the 3-Step Dry Polishing pads are in the traditional 4” diameter are available. These tools are used on angle grinders with a Velcro backer pad. This is an excellent way to easily and professionally put a perfect edge polish on tile or any type of natural or engineered stone. The pads are white resin so they won’t stain the stone/tile. Sold by the set.

PART NO.	DESCRIPTION
HPEL50	Hand Pad Electroplated #50, Blue
HPEL100	Hand Pad Electroplated #100, Blue
HPEL200	Hand Pad Electroplated #200, Blue
HPEL400	Hand Pad Electroplated #400, Blue
HPEL800	Hand Pad Resin #800, Blue
HPEL1500	Hand Pad Resin #1500, Blue
HPEL3000	Hand Pad Resin #3000, Blue

### HPEL HAND SANDING BLOCK



- Equipment: None required



PART NO.	DESCRIPTION
ASHT04A2SET	4 x 5/8, POS 1, 2 & 3, Hexagonal Shape

### ASHT(2) • PREMIUM 3-STEP POLISHING PAD



- Equipment : Angle Grinder
- Velcro backer pads are available for the 3-Step Polishing Pads.




PART NO.	DESCRIPTION
AZZ04000A	4 x 5/8-11

### AZZ FLEXIBLE BACKING PADS, SINGLE LAYERED FLAT



- Equipment : Angle Grinder





**GENERAL TOOL**

[gtdiamond.com](http://gtdiamond.com)